

N NEBRASKA FOOTBALL

FIVE-TIME NATIONAL CHAMPIONS • MOST WINS IN THE NATION LAST 30, 40, 50 & 60 YEARS



NEBRASKA
CORNHUSKERS

- **Record:** 0-1 (0-0 Big Ten)
- **Last Game:** BYU, L, 33-28
- **Rankings:** Not Ranked
- **Series:** First meeting
- **Coach:** Mike Riley
- **At Nebraska:** 0-1 (1st year)
- **Career:** 93-81 (15th year)
- **vs. South Alabama:** 0-0



BTN

Eric Collins, Play-by-Play
Glen Mason, Analyst
Rick Pizzo, Sidelines



SOUTH ALABAMA
JAGUARS

- **Record:** 1-0 (0-0, Sun Belt)
- **Last Game:** G.-Webb, W, 33-23
- **Rankings:** Not Ranked
- **Coach:** Joey Jones
- **At So. Ala.:** 39-28 (8th year)
- **Career:** 42-35 (9th year)
- **vs. Nebraska:** 0-0

3

Nebraska has scored at least three touchdowns in 15 straight games. The streak is tied for the third-longest in school history.

7

Nebraska had eight players make their first career starts in the season opener against BYU, including true freshmen Dedrick Young and Aaron Williams.

11

Nebraska plays 11 consecutive games without a bye to start the season. The Huskers are one of only 12 FBS teams who will play 11 or more consecutive weeks without a bye in 2015.

THE MATCHUP

Nebraska remains at home this weekend to take on the South Alabama Jaguars at Memorial Stadium. The game is set for a national telecast on BTN with kickoff set for shortly after 7 p.m.

The Huskers come into the game after a heartbreaking 33-28 loss in the season opener against BYU. The Cougars pulled out the victory with a Hail Mary pass on the game's final play, ending Nebraska's streak of 29 straight season-opening victories.

Nebraska put itself in position to win by rallying from a 10-point deficit to take a 28-24 second half lead. The NU offense picked up 445 yards of total offense, including 319 passing yards by Tommy Armstrong Jr.

South Alabama enters the game with a 1-0 record following a 33-23 victory over Gardner-Webb on Saturday night. The Jaguars are in their seventh season of football and their fifth year in the FBS ranks.

This weekend will also feature the induction of the 2015 class of the Nebraska Football Hall of Fame. The 1965 Cornhusker team will also have a reunion this weekend, honoring the team's 10-0 regular season and Orange Bowl berth.

NEBRASKA FOOTBALL TOP 10

- Nebraska is 874-362-40 all-time, one of only 10 schools with 800 wins.
- The Cornhuskers rank fourth all-time with their 874 victories.
- Nebraska has won five national titles (1970, 1971, 1994, 1995, 1997).
- The Huskers have won 43 conference championships.
- Nebraska's 51 all-time bowl appearances rank third nationally.
- Three Huskers have won the Heisman Trophy (Rodgers, Rozier, Crouch).
- Nebraska's 107 football Academic All-Americans lead the nation.
- The Huskers have 110 first-team All-Americans in school history.
- Nebraska football is the only team in any sport in NCAA history to total 100 athletic and academic All-Americans.
- Memorial Stadium has been sold out every game since Nov. 2, 1962, a streak of 342 consecutive sellouts.



HUSKER RADIO

Greg Sharpe
Matt Davison
Lane Grindle
Steve Taylor

NATIONAL SIMULCASTS

- Sirius: 135
- XM: 195



BRIGHAM YOUNG
Sept. 5 • 2:30 p.m. (ABC)



33

- Series: BYU, 1-0
- In Lincoln: BYU, 1-0



SOUTH ALABAMA
Sept. 12 • 7 p.m. (BTN)



- Series: First meeting
- In Lincoln: First meeting



AT MIAMI
Sept. 19 • 2:30 p.m. (ABC)



- Series: Nebraska, 7-6
- At Miami: Miami, 4-1



SOUTHERN MISS
Sept. 26 • 11 a.m. (TBA)



- Series: Nebraska, 4-1
- In Lincoln: Nebraska, 3-1



AT ILLINOIS
OCT. 3 • TBA



- Series: Nebraska, 9-2-1
- At Champaign: Nebraska, 2-1-1



WISCONSIN
Oct. 10 • TBA



- Series: Wisconsin, 5-4
- In Lincoln: Nebraska, 3-0



AT MINNESOTA
Oct. 17 • TBA



- Series: Minnesota, 31-22-2
- At Minneapolis: Minn., 21-12-2



NORTHWESTERN
Oct. 24 • TBA



- Series: Nebraska, 6-2
- In Lincoln: Nebraska, 3-1



AT PURDUE
Oct. 31 • TBA



- Series: Nebraska, 2-1
- At West Lafayette: Tied, 1-1



MICHIGAN STATE
Nov. 7 • 6/7 p.m. (TBA)



- Series: Nebraska, 7-2
- In Lincoln: Nebraska, 4-1



AT RUTGERS
Nov. 14 • TBA



- Series: Nebraska, 2-0
- At Piscataway: First meeting



IOWA
Nov. 27 • TBA



- Series: Nebraska, 29-13-3
- In Lincoln: Nebraska, 14-3-1

BIG TEN CHAMPIONSHIP GAME
Dec. 5 • 7 p.m. (FOX)

NEBRASKA COMMUNICATIONS

One Memorial Stadium
P.O. Box 880123
Lincoln, NE 68588-0123
(402) 472-2263
sportsinfo@huskers.com
Shipping Address: 600 Stadium Drive

FOOTBALL CONTACTS

Credential Requests Huskers.com/Media
Assistant A.D./Communications.....Keith Mann
Phone.....402-472-0237
E-Mail.....kmann@huskers.com
Associate Comm. Director.....Shamus McKnight
Phone.....402-472-7772
E-Mail.....smcknight@huskers.com
Assistant Comm. Director.....Matt Smith
Phone.....402-472-7780
E-Mail.....msmith@huskers.com
Assistant Comm. Director.....Jeremy Foote
Phone.....402-472-7778
E-Mail.....jfoote@huskers.com
Admin. Assistant (Credentials).....Vicki Capazo
Phone.....402-472-2263
E-Mail.....vcapazo@huskers.com

Huskers.com • @Huskers

GENERAL POLICIES

All player and coach interviews must be arranged at least one day in advance through the Nebraska Communications Office. Contact Keith Mann, Shamus McKnight or Matt Smith. All post-practice interviews will be conducted at the practice site. Interviews will not be conducted in the weight room, Student Life Complex, training room, hallways or the tunnel leading from the locker room to the field. The Nebraska locker room, training room and football office meeting rooms are **OFF-LIMITS** to the media. When arriving for post-practice interviews, media should wait in the Hawks Center lobby, or access Memorial Stadium through Gate 11 entrance if practice is in the stadium.

Requested players are available (depending on class schedules) at the Monday press conferences (11:30 a.m.-1 p.m.) and after practice on the field on Monday (defense) and Tuesday (offense). Players cell phone numbers will **NOT** be given to the media.

Practices are **CLOSED** to the media and to the general public during the season. Media will be allowed to shoot photos/video at the start of practice on Tuesdays (app. 15 minutes). A Communications representative will be on hand during the open portion of practice.

After all games, Nebraska's locker room is closed. Head Coach Mike Riley, coordinators and requested players will be brought to the postgame interview room after a 10-minute cooling off period. At home, the postgame interview room is located in the strength complex of the Osborne Athletic Complex. Media are asked to wait to set up equipment until the conclusion of halftime. On the road, Coach Riley, assistant coaches and requested players will be brought to the designated interview area. Please note, **NO INTERVIEWS** will be conducted on the field as the players are returning to the locker room.

NEBRASKA MEDIA INFORMATION AND POLICIES

COACH AND PLAYER AVAILABILITY

MONDAY

Nebraska Weekly Press Conference

Coach Riley will be available in the West Stadium Level 6 at Memorial Stadium at 11:30 a.m. CT. The press conference will be available free on-line at Huskers.com. Players will generally follow Coach Riley at the press conference.

Defensive coordinator Mark Banker, requested defensive assistants and requested defensive players not at press conference available on field after practice.

TUESDAY

Big Ten Teleconference (Mike Riley - 11:24 a.m. CT)

Contact the Big Ten Conference Office at 847-696-1010 for more details. A playback of the call is available later in the day and will also be available at www.bigten.org.

- 11:00 a.m. – Pat Fitzgerald, Northwestern
- 11:08 a.m. – Jim Harbaugh, Michigan
- 11:16 a.m. – Paul Chryst, Wisconsin
- 11:24 A.M. – MIKE RILEY, NEBRASKA
- 11:32 a.m. – Mark Dantonio, Michigan State
- 11:40 a.m. – Kirk Ferentz, Iowa
- 11:48 a.m. – Jerry Kill, Minnesota
- 11:56 a.m. – Kyle Flood, Rutgers
- 12:04 p.m. – Bill Cubit, Illinois
- 12:12 p.m. – Randy Edsall, Maryland
- 12:20 p.m. – Darrell Hazell, Purdue
- 12:28 p.m. – James Franklin, Penn State
- 12:36 p.m. – Urban Meyer, Ohio State
- 12:44 p.m. – Kevin Wilson, Indiana

Offensive coordinator Danny Langsdorf, requested offensive assistants and requested offensive players not at press conference available on field after practice.

WEDNESDAY

No media access following Wednesday practice.

THURSDAY

Coach Riley available after practice on field.

FRIDAY

No Media Availability.

RILEY PHONE INTERVIEWS

Media wishing to try to arrange a phone interview may contact Keith Mann for availability. Please contact the Communications Office as far in advance as possible.

PLAYER PHONE INTERVIEWS

Out-of-town media requesting phone interviews with Nebraska players should contact Keith Mann or Shamus McKnight with those requests, preferably on Sundays, but no later than 10 a.m. CT on Monday of game week.

PLAYER/COACH MUG SHOTS

Action photos and/or a DVD of Nebraska mug shots may be obtained by calling or e-mailing the Nebraska Communications Office.

HUSKERS.COM

Huskers.com is the official site of Nebraska Athletics and includes updated stats, game notes, depth chart and extensive quotes and audio and video clips from Nebraska's Monday press conference, including Coach Riley and selected players in the afternoon.

CREDENTIALS

Media may make credential requests for Nebraska home games on-line at Huskers.com/media. Follow the steps on the web site to complete the application. You will receive an e-mail confirming your application, and approval/denial e-mail. Contact Vicki Capazo at (402) 472-2263 with questions. Once again this season, photo ID will be required to gain access to the stadium on game day and the name on your photo ID and credential must match. Single-game credentials will not be mailed and must be picked up on game day at media will call.

TELECONFERENCE/SATELLITE FEED/FTP

For video of Nebraska's press conferences contact the Communications Office. All of Coach Riley's press conferences are available live on Huskers.com. Several players will follow Riley at the press conference.

MEDIA GUIDE AND SUPPLEMENT ON-LINE

PDF versions of the 2015 Nebraska media guide and media supplement are available on Huskers.com. Please go to the "Football" page, on the right menu, click on "2015 Media Guide" and proceed.

BANK OF THE WEST NEBRASKA FOOTBALL SHOW "DAY BY DAY"

The Nebraska Football television show will air on several affiliates throughout the 2015 season. As of Aug. 27, the stations and times are as follows:

- KOLN/KGIN–Lincoln (Sunday, 10:35 p.m.)
- KNPL–North Platte (Sunday, 10:35 p.m.)
- KMTV–Omaha (Sunday, 11 p.m.)
- Fox Sports Midwest–Monday, 1 p.m.

The N-Side Nebraska show will follow the half-hour football show and feature all 24 of Nebraska's sports, including football during the fall.

IMG HUSKER SPORTS RADIO NETWORK

The Husker IMG Sports Network will continue the strong tradition of broadcasting excellence in 2015, as it brings NU football to fans across the nation and the world.

In the state of Nebraska, KXSP (590 AM and KEZO (92.3 FM) serve as the new Omaha affiliates in 2015. KLIN (1400 AM) along with KFGE (98.1 FM) remain the Lincoln affiliates, while KRVN (880 AM) is a powerful central Nebraska affiliate that reaches around the state. All radio broadcasts are available live on Huskers.com, the Official Husker App, TuneIn.com, the TuneIn Radio App and SiriusXM Satellite Radio.

2015 NEBRASKA STATIONS

- Ainsworth: 1400 AM
- Alliance: 1400 AM
- Beatrice: 1450 AM
- Broken Bow: 95.3 FM
- Chadron: 610 AM
- Columbus: 900 AM/101.1 FM
- Cozad: 1580 AM
- Fairbury: 1310 AM/99.5 FM
- Falls City: 1230 AM
- Fremont: 105.5 FM
- Grand Island: 1430 AM/97.3 FM
- Hastings: 1230 AM/94.5 FM
- Holdrege: 1380/97.7
- Imperial: 102.9
- Kearney: 1340/105.9
- Lexington: 880 AM
- Lincoln: 1400 AM/98.1 FM
- McCook: 93.9/102.1 FM
- Neb. City: 1600 AM/103.1 FM
- Norfolk: 94.7 FM
- North Platte: 1240 AM/103.5 FM
- North Platte: 93.5 FM
- Omaha: 590 AM/92.3 FM
- Scottsbluff: 960 AM/94.1 FM
- Sidney: 1340 AM/98.7 FM
- Superior: 1600 AM/103.9 FM
- Valentine: 940 AM
- West Point: 840 AM
- York: 1370 AM

WEEKLY MEDIA CALENDAR: NEBRASKA VS. SOUTH ALABAMA (SEPT. 6-12)

MONDAY, SEPT. 7	TUESDAY, SEPT. 8	WEDNESDAY, SEPT. 9	THURSDAY, SEPT. 10	FRIDAY, SEPT. 11	SATURDAY, SEPT. 12
PRESS CONFERENCE 11 a.m. - Lunch 11:30 a.m. - Mike Riley Players to follow	BIG TEN CONF. CALL 11 a.m. - Call begins 11:24 a.m. - Mike Riley Details: Contact Big Ten		NEBRASKA FOOTBALL RADIO HOUR (HSN) 7 p.m. - Mark Banker		GAME DAY Nebraska vs. South Alabama 7 p.m.. on BTN
PRACTICE 3:45 - 5 p.m. Available after practice: • Mark Banker • Requested def. players • Requested def. coaches	PRACTICE 3:45 - 5:30 p.m. Available after practice: • Danny Langsdorf • Requested off. players • Requested off. coaches	PRACTICE 3:45 - 5:30 p.m. NO MEDIA ACCESS	PRACTICE 3:50 - 5 p.m. Available after practice: • Mike Riley	PRACTICE Afternoon NO MEDIA ACCESS	POST-GAME Post-game interview area Available after game: • Mike Riley • Requested players • Coordinators

GAME 2 VS. SOUTH ALABAMA • SEPT. 12, 2015

2015 SEASON NOTEBOOK

- Nebraska has won at least nine games each of the past seven seasons, joining Alabama and Oregon as the only programs with seven straight nine-win seasons. The Huskers have not posted eight consecutive nine-win seasons since their NCAA-record streak of 33 straight nine-win seasons from 1969 to 2001.
- The 2015 season marks the 20th anniversary of Nebraska's 1995 national championship. The Huskers completed back-to-back national titles with a 12-0 record in 1995, including four victories over teams that ended the year ranked in the top 10.
- The 1994 and 1995 Husker teams are the last teams to win back-to-back national championships with undefeated seasons.
- 2015 will be remembered as a Hall of Fame year for Nebraska as two Huskers were inducted into the Pro Football Hall of Fame in July and one will be inducted into the College Football Hall of Fame in December.
- Will Shields and Mick Tinglehoff were both inducted into the Pro Football Hall of Fame this summer, marking only the fifth time two players from the same college were inducted in the same hall-of-fame class.
- Trev Alberts will become the 17th former Husker to be inducted into the College Football Hall of Fame when he is enshrined in December.

ROSTER NOTES

- Nebraska features a 136-player roster in 2015. Unofficially, only Navy (184) and Army (145) carry larger rosters than the Huskers.
- The Husker roster features players from 26 states as well as Canada. There are 60 native Nebraskans on the squad, followed by 11 Texas natives and seven players from both California and Florida.
- Nebraska features 58 freshmen and 80 underclassmen on its 136-player roster.
- Six Huskers will serve as captains for the 2015 season. The group includes three players on offense (quarterback **Tommy Armstrong Jr.**, offensive tackle **Alex Lewis** and wide receiver **Jordan Westerkamp**) and three Blackshirts (defensive tackle **Maliek Collins**, defensive end **Jack Gangwish** and safety **Nate Gerry**).
- **Alex Lewis** joins his father Bill as a Nebraska captain. Bill Lewis was a captain and an All-America center on Nebraska's 1985 team. The Lewis family is only the third family to have a father-son duo named as Nebraska team captains. Tom Ruud and sons Barrett and Bo served as captains, as did Dean Steinkuhler and his sons, Ty and Baker.
- Of Nebraska's 10 full-time coaches, only Brian Stewart (0-2 with Missouri in 1996 and 2000) and Keith Williams (0-1 with Fresno State in 2011) had coached a game inside Memorial Stadium prior to the 2015 season.

SCHEDULE NOTES

- Nebraska will face eight teams that played in a bowl game last season.
- The Huskers will play their first 11 games of the 2015 season without a bye. Nebraska is one of only 12 teams in the FBS ranks to play 11 or more consecutive weeks. Colorado and Hawaii will play 13 consecutive weeks, while Arizona, Florida International, North Texas and Massachusetts play 12 straight weeks.
- Nebraska is among a group of six schools who play 11 straight games without a bye in 2015.
- Nebraska's game at Miami will be its first regular-season game in the Sunshine State since a road game against the Hurricanes in 1951. Nebraska has played 22 bowl games in Florida, including 17 Orange Bowls.
- Nebraska will face Illinois on the road for the first time as Big Ten Conference foes on Oct. 3, while the Huskers will make their first-ever trip to Rutgers on Nov. 14.

STATISTICAL NOTES

- Nebraska has ranked in the top 20 nationally and averaged at least 200 rushing yards per game in each of the past five seasons dating back to 2010.
- A Husker has rushed for 1,000 yards in each of the past six seasons. Only once in school history (1979-85) has NU produced a 1,000-yard rusher in seven consecutive seasons.
- Nebraska's streak of having a 1,000-yard rusher in six straight seasons is the second-longest among Big Ten teams. Wisconsin has had a 1,000-yard rusher each of the last 10 years, while no other Big Ten team has produced more than three consecutive seasons with a 1,000-yard rusher.

ACADEMIC NOTES

- Six Huskers are playing this season as graduate students. **Kevin Williams** (August, 2014), **Jamal Turner** (December, 2014), **Givens Price**, **Matt Finnin** and **Tariq Allen** (May, 2015) and **Alex Lewis** (August, 2015) have all earned their degrees.
- Eleven additional members of the senior class are expected to pick up their undergraduate degrees in December. In 2014, every active Husker senior had earned his degree prior to Nebraska's appearance in the Holiday Bowl.
- Nebraska was 1 of 14 FBS programs to earn Public Recognition for high achievement in the most recent Academic Progress Rate, ranking in the top 10 percent nationally. The Huskers have earned recognition for their APR success in each of the past two seasons.
- Husker football players have combined for 107 CoSIDA Academic All-America awards. Nebraska football has produced more academic All-Americans than any other sport in NCAA history, while Nebraska leads the nation with 320 academic All-Americans across all sports.

NEBRASKA FOOTBALL FACTS

HISTORY

Season of Football.....	126th
All-Time Games Played	1,276
All-Time Record.....	874-362-40 (.701)
National Ranking in All-Time Wins	4th
All-Time Bowl Appearances	51
National Ranking in Bowl Appearances	3rd
All-Time Bowl Record.....	25-26

CHAMPIONSHIPS

National Championships	5
Back-to-Back National Championships	2
Undefeated Seasons	11
Perfect Seasons	9
Conference Championships	43

RECORD BREAKDOWN

Home Games	528-144-20 (.777)
Memorial Stadium	403-121-13 (.763)
Record in August.....	13-0-0 (1.000)
Record in September	168-40-6 (.799)
Record in October.....	356-135-19 (.717)
Record in November	301-153-15 (.658)
Record in December	21-13-0 (.618)
Record in January.....	14-21-0 (.400)
Record in February	1-0-0 (1.000)
In Overtime.....	8-1
At Night.....	88-37-3
When Scoring 35+ Points.....	356-6
When Allowing 10 Points or Less	248-7-1
vs. Big Ten Teams	103-79-10
• In Big Ten Play (2011)	22-11
• Home	12-4
• Away.....	10-6
• Neutral	0-1
vs. Ranked Teams	102-124-3
• Home	47-38-0
• Away.....	32-64-3
• Neutral	23-22-0
• as No. 1 Team	46-7-1

STREAKS

Consecutive Games Scoring a Point	245
Consecutive Home Games Scoring a Point...	307
Consecutive Home Winning Seasons.....	46
Consecutive Home Sellouts	341
Record in Sellout Streak	293-48
• vs. Ranked Teams	43-26

INDIVIDUAL

College Football Hall of Fame Players	17
College Football Hall of Fame Coaches.....	6
First-Team All-Americans	110
CoSIDA Academic All-Americans*	107
NCAA Top Ten Award Winners*	9
Heisman Trophy Winners	3
Walter Camp Award Winners	3
Maxwell Trophy Winners	1
Outland Trophy Winners*	9
Lombardi Trophy Winners.....	5
Butkus Award Winners.....	1
Johnny Unitas Golden Arm Award Winners..	1
Davey O'Brien Award Winners.....	1
Rimington Award Winners.....	1
Bednarik Award Winners	1
Nagurski Trophy Winners	1
Retired Jerseys	17
Retired Numbers	2
All-Conference Selections	514

*Total leads the nation



BIG TEN STANDINGS

WEST DIVISION

Place	Team	Overall	Big Ten
1.	Illinois	1-0	0-0
	Iowa	1-0	0-0
	Northwestern	1-0	0-0
4.	Minnesota	0-1	0-0
	Nebraska	0-1	0-0
	Purdue	0-1	0-0
	Wisconsin	0-1	0-0

EAST DIVISION

Place	Team	Overall	Big Ten
1.	Indiana	1-0	0-0
	Maryland	1-0	0-0
	Michigan State	1-0	0-0
	Rutgers	1-0	0-0
5.	Ohio State	0-0	0-0
6.	Michigan	0-1	0-0
	Penn State	0-1	0-0

BIG TEN CONFERENCE

PLAYER OF WEEK NOMINEES

Game	Offense	Defense	Sp. Teams	Frosh
BYU	Armstrong	--	--	Young

USA

UM

USM

ILL

UW

MINN

NW

PUR

MSU

RUT

IOWA

Bold indicates winner

NU TO MEET SECOND FIRST-TIME OPPONENT

Nebraska will square off against a first-time opponent for the second straight week when South Alabama comes to Lincoln. The 2015 season marks the first time NU will face back-to-back first-time opponents to open the season since 2011. The Huskers opened with Chattanooga and Fresno State in 2011.

Last Saturday's game with BYU also marked the Huskers first meeting with the Cougars.

NU VS. SUN BELT CONFERENCE

Nebraska has faced numerous Sun Belt Conference opponents in recent years. The Huskers own an 11-0 all-time record against schools that are currently members of the Sun Belt Conference.

Nebraska is 4-0 against Troy, 3-0 vs. New Mexico State, 2-0 against Arkansas State and 1-0 against both Idaho and Louisiana-Lafayette.

PRIME-TIME DOMINANCE

Nebraska has been extremely tough at home in night games at Memorial Stadium. The Huskers have won 15 straight home night games in Lincoln. NU is 41-5 all-time in Memorial Stadium night games.

- The Huskers' dominance at night in Lincoln has been impressive, as 31 of the home night wins have been by at least 13 points.

- Nebraska's five losses in home night games have all come against teams that won at least 10 games in that season (Washington, 1991; Texas, 2002; USC, 2007; Virginia Tech and Missouri, 2008).

NEBRASKA FOOTBALL HALL OF FAME CLASS

The 2015 class of the Nebraska Football Hall will be recognized this weekend. The group includes five former Huskers, including a member of the 1965 Orange Bowl team, a national championship winning quarterback, and three Blackshirt standouts.

Recent NFL defensive standouts Demorrio Williams and Josh Bullocks headline the group. The duo were Blackshirts together at Nebraska in 2002 and 2003, with Bullocks earning All-America honors in 2003.

Scott Frost guided the Huskers to the 1997 national championship topping 1,000 yards both passing and rushing. Jeff Krejci was an All-Big Eight safety in the 1980s, while Harry Wilson earned All-Big Eight honors as a halfback in 1965.

In addition, quarterback Brook Berringer, who was a key player on Nebraska's 1994 and 1995 national championship teams, will receive an honorary posthumous induction into the Hall of Fame.

Midland University All-America offensive tackle Brad Colburn adds a state college flavor to the 2015 induction class.

1965 TEAM TO BE HONORED THIS WEEKEND

In addition to recognizing the 2015 Nebraska Football Hall of Fame Class at Saturday's game, Nebraska will honor the 50th anniversary of the 1965 Big Eight champion Huskers, who went 10-0 in the regular season before losing to Alabama in the Orange Bowl.

Hall-of-fame inductee Harry Wilson will be a part of both celebrations, as he was the Huskers' leading rusher in 1965, with 672 yards on only 120 carries. Coming off a second straight Big Eight championship in 1964, Nebraska opened 1965 as the nation's top-ranked team, earning the first No. 1 ranking in school history. The Huskers outscored their opponents 321-90 during a 10-0 regular season, never allowing more than 17 points while winning by an average of more than 23 points per game.

Nebraska took aim at its first national championship in the Orange Bowl in its first-ever meeting against Alabama. Playing in the first night bowl game in school history, the Crimson Tide claimed the national title with a 39-28 victory.

Although the loss spoiled NU's perfect season, the 1965 Cornhuskers left a lasting legacy on Husker football. Seniors on the 1965 team represented Bob Devaney's first recruiting class at Nebraska. NU won four Big Eight titles in Devaney's first five seasons, and six years after the Orange Bowl loss to Alabama, Nebraska got revenge with a 38-6 thrashing of the Crimson Tide to complete a second straight undefeated national championship season in 1971.

FIRST-TIME STARTERS MAKE IMPACT IN WEEK ONE

Nebraska's starting lineup for game one against BYU featured seven first-time starters, including a pair of true freshmen defenders.

FIRST-TIME STARTERS IN OPENER

- Chongo Kondolo, RG
- Nick Gates, RT
- Terrell Newby, IB
- Lane Hovey, WR
- David Sutton, TE
- Dedrick Young, LB
- Aaron Williams, S

Williams and Young joined an exclusive group of true freshmen to start in a season opener, becoming just the fourth and fifth true freshmen position players to start a season opener since freshmen regained NCAA eligibility in 1972.

TRUE FRESHMEN TO START A NEBRASKA SEASON OPENER*

- Dedrick Young, LB (2015)
- Aaron Williams, S (2015)
- Tyler Moore, RT (2011)
- Terrence Nunn, WR (2004)
- Ralph Brown, CB (1996)

**since 1972 when freshmen were made eligible*

HUSKER YOUTH HITS FIELD AGAINST BYU

In addition to Williams and Young earning a spot in the starting lineup in the opener, four other true freshmen made their NU debuts against the Cougars.

- Tyrin Ferguson, LB
- Stanley Morgan Jr., WR
- Jordan Ober, LS
- Antonio Reed, S

Morgan saw action on offense, with the other three seeing action on special teams. In addition, eight redshirt freshman saw their first action as Huskers on Saturday, including starting offensive tackle Nick Gates.

HUSKERS HIGHLIGHTED ON PRESEASON WATCH LISTS

Several Nebraska players were included on preseason watch lists for national awards. Sophomore punt returner/receiver **De'Mornay Pierson-El** was named a preseason All-America punt returner. He was also one of 11 players on the Big Ten Players to Watch list, along with junior defensive tackle **Maliek Collins**.

HUSKER PRESEASON WATCH LISTS

Tommy Armstrong Jr., QB

- Earl Campbell Tyler Rose Award
- Maxwell Award Watch List
- Manning Award Watch List

Sam Burch, WR

- AFCA Good Works Team Nominee

Maliek Collins, DT

- Lombardi Award Watch List
- Outland Trophy Watch List
- Bronko Nagurski Trophy Watch List
- Bednarik Award Watch List
- Big Ten Players to Watch List
- Preseason All-American (3rd-Athlon's)
- Preseason All-Big Ten (Athlon's; Sporting News, ESPN.com)

Nate Gerry, S

- Preseason All-Big Ten (Lindy's)

De'Mornay Pierson-El, WR/PR

- Paul Hornung Award Watch List
- Big Ten Players to Watch List
- Preseason First-Team All-American PR (1st-Athlon's, Sporting News, Phil Steele)
- Preseason Second-Team All-American PR (SI.com)
- Preseason All-Big Ten PR (Athlon's, Phil Steele, CBSSports.com, ESPN.com)
- Preseason All-Big Ten All-Purpose (Athlon's)

RILEY & STAFF BRING DIVERSE OFFENSIVE ATTACK TO LINCOLN

Head Coach Mike Riley has a long history of offensive success in his previous coaching stops. Riley's offenses have shown the ability to attack defenses both on the ground and through the air.

- In 2003, Oregon State was the first team in NCAA FBS history to have a 4,000-yard passer (Derek Anderson), a 1,500-yard rusher (Steven Jackson) and two 1,000-yard receivers (James Newson and Mike Hass).

- The 2003 Beaver offense was the first offense in the history of the Pac-12 conference to accumulate 6,000 yards of total offense in a season.

MAJOR INDIVIDUAL PAC-12 RECORDS UNDER MIKE RILEY AT OREGON STATE

- Season Passing Yards (Sean Mannion: 4,662)
- Career Passing Yards (Sean Mannion: 13,600)
- Career Rushing TDs (Ken Simonton: 59)
- Season Receiving Yards (Brandin Cooks: 1,730)
- Season Receptions (Brandin Cooks: 128)

DECADE OF TRIPLE THREATS (2005-14)

- Six 1,000-yard rushers
- Seven 2,500-yard passers
- 15 receivers with 50-catch seasons

RILEY'S QUARTERBACKS

- Oregon State quarterbacks under Riley compiled two of the top four single-season passing performances in Pac-12 history, including a conference-record 4,662 passing yards by Sean Mannion in 2013.
- Six of OSU's top 10 season passing totals were set under Riley, including the top four.
- Beaver signal callers had seven 3,000-yard passing seasons in Riley's second stint in Corvallis from 2003 to 2014.
- Oregon State quarterbacks earned seven all-conference honors under the direction of Riley and his staff.
- Three of Riley's OSU quarterbacks are active in the NFL (Derek Anderson, Sean Mannion and Matt Moore).
- Six of the top 10 single-season rushing totals in OSU history were under Riley.

RILEY'S RUNNING BACKS

- Oregon State running backs Steven Jackson and Jacquizz Rodgers both earned multiple All-America awards playing in Riley's offense.
- Oregon State running backs earned 11 all conference honors under Riley, including 2008 Pac-10 Offensive Player of the Year Jacquizz Rodgers, the first freshman in conference history to win the award.
- Oregon State running backs produced nine 1,000-yard rushing seasons in 14 years with Riley as head coach.
- All four 3,000-yard rushers in Beaver history played under Riley.

LAST TIME OUT NEBRASKA-BYU STATS

Team Stats	BYU	NU
First Downs	21	25
Rushes-Yards	26-132	37-126
Passes	28-46-1	24-41-1
Passing Yards	379	319
Total Offense	511	445
3rd Downs	3-of-14	6-of-13
Turnovers	1	2
Penalties	4-30	12-90
Time of Possession	27:07	32:53

NU Rushing Leaders

Terrell Newby—10 rushes, 43 yards, TD
Imani Cross—7 carries, 34 yards

NU Passing Leader

Tommy Armstrong Jr.—24-41-1, 319 yards, 3 TD

NU Receiving Leaders

Jordan Westerkamp—7 rec., 107 yards, TD
Brandon Reilly—5 receptions, 70 yards

NU Defensive Leaders

Nate Gerry—4 UT, 2 AT, 6 TT, Interception
Joshua Kalu—8 UT, AT, 9 TT, PBU

NU Special Teams Leader

Sam Foltz—4 punts, 46.0-yard average

NOTING GAME 1 BYU 33, NEBRASKA 28

- The official kickoff temperature was 93 degrees, tying the hottest kickoff at Memorial Stadium since 1985. The kickoff temperature was also 93 degrees for the 1985 season opener against Florida State and a 2002 game against Utah State.
- Jordan Westerkamp recorded his fourth career 100-yard receiving game with seven receptions for 107 yards and a touchdown.
- Tommy Armstrong Jr. posted his second career 300-yard passing game and second straight. Armstrong's 319 yards trailed only his career-high 381 yards in the Holiday Bowl against USC.
- Armstrong's three touchdowns gave him 34 career passing touchdowns to tie for sixth on the career passing TD list.
- Armstrong accounted for 321 yards of total offense for his fifth career 300-yard total offense game. Armstrong also moved into the top 10 on the NU career total offense list, passing Mike Rozier in the game.
- Nate Gerry's third-quarter interception was the sixth of his career, after a team-high five interceptions last season.
- Trey Foster's nine-yard touchdown catch in the third quarter was his first career touchdown reception.
- Brandon Reilly caught five passes for 70 yards, setting career bests in both categories.
- Sam Foltz's 67-yard punt in the first quarter was the second-longest punt of his career.

CHARTING TOMMY ARMSTRONG**CAREER PASSING YARDS**

Rk.	Player, Years	Yards
1.	Taylor Martinez, 2010-13	7,258
2.	Zac Taylor, 2005-06	5,850
3.	Joe Ganz, 2005-08	5,125
4.	Dave Humm, 1972-74	5,035
5.	Jerry Tagge, 1969-71	4,704
6.	Eric Crouch, 1998-2001	4,481
7.	Tommy Armstrong Jr., 2013-pres.	3,980
8.	Tommie Frazier, 1992-95	3,521
9.	Turner Gill, 1980-83	3,317
10.	Vince Ferragamo, 1975-76	3,224

CAREER COMPLETIONS

Rk.	Player, Years	Comp.
1.	Taylor Martinez, 2010-13	575
2.	Zac Taylor, 2005-06	470
3.	Joe Ganz, 2005-08	381
4.	Dave Humm, 1972-74	353
5.	Jerry Tagge, 1969-71	348
6.	Eric Crouch, 1998-2001	312
7.	Tommy Armstrong Jr., 2013-pres.	276
8.	Tommie Frazier, 1992-95	232
9.	Turner Gill, 1980-83	231
10.	Vince Ferragamo, 1975-76	224

CAREER TOUCHDOWN PASSES

Rk.	Player, Years	TDs
1.	Taylor Martinez, 2010-13	56
2.	Zac Taylor, 2005-06	45
3.	Joe Ganz, 2005-08	44
4.	Tommie Frazier, 1992-95	43
5.	Dave Humm, 1972-74	41
6.	Turner Gill, 1980-83	34
7.	Tommy Armstrong Jr., 2013-pres.	34
8.	Jerry Tagge, 1969-71	32
9.	Vince Ferragamo, 1975-76	32
10.	Steve Taylor, 1985-88	30

CAREER TOTAL OFFENSE

Rk.	Player, Years	Yards
1.	Taylor Martinez, 2010-13	10,233
2.	Eric Crouch, 1998-2001	7,915
3.	Zac Taylor, 2005-06	5,777
4.	Tommie Frazier, 1992-95	5,476
5.	Joe Ganz, 2005-08	5,466
6.	Jammal Lord, 2000-03	5,421
7.	Jerry Tagge, 1969-71	5,283
8.	Dave Humm, 1972-74	5,027
9.	Steve Taylor, 1985-88	4,940
10.	Tommy Armstrong Jr., 2013-pres.	4,889

300-YARD TOTAL OFFENSE GAMES

Rk.	Player, Years	Games
1.	Joe Ganz, 2005-08	9
	Taylor Martinez, 2010-13	9
3.	Tommy Armstrong Jr., 2013-pres.	5
4.	Eric Crouch, 1998-2001	4
5.	Jerry Tagge, 1969-71	3
	Zac Taylor, 2005-06	3

RILEY'S RECEIVERS

- Two of Riley's receivers at OSU - Mike Hass in 2005 and Brandin Cooks in 2013 - won the Biletnikoff Award as the nation's top receiver.
- Riley is the only current FBS coach who has had two players win the Biletnikoff Award.
- Brandin Cooks set Pac-12 season records for most receptions and receiving yards in 2013.
- Three of the top 12 receptions leaders in Pac-12 history played under Riley at OSU.
- Two of the top three players in Pac-12 single-season receiving yardage played for Riley.
- Seven of the top eight receivers in Oregon State history were coached by Riley.
- Beaver receivers earned All-America honors six times under Riley and his staff and Pac-10/12 postseason honors seven times.

INJURY SIDELINES PIERSON-EL FOR START OF SEASON

Nebraska battled its share of injuries during fall camp, with the receiver position hit hardest during the month of August.

Sophomore receiver **De'Mornay Pierson-El** suffered a foot injury in mid-August that will sideline him for six to eight weeks. Pierson-El led the nation in 2014 with three punt return touchdowns and is expected to be a key offensive weapon when he returns to action.

- True freshman receiver **Lavan Alston** suffered a knee injury that required season-ending surgery.
- Senior receiver **Sam Burtch** missed most of fall camp after arthroscopic surgery on his knee.
- The Huskers had several players leave the BYU game with injuries, including starting punter **Sam Foltz** (left ankle) and starting tight end **David Sutton** (right ankle).

TOMMY ARMSTRONG JR. IN THIRD SEASON UNDER CENTER

Junior quarterback **Tommy Armstrong Jr.** is in his third season guiding the Nebraska offense. The Cibola, Texas, native has a 16-6 record as the Husker starter, including starting each of the past 15 games.

Armstrong passed for 2,695 yards and 22 touchdowns in 2014, while rushing for 705 yards and six touchdowns. He accounted for 3,400 yards of total offense, the third-best total in NU history. His 261.5 yards of total offense per game ranked second in the Big Ten and 35th nationally. Armstrong also ranked eighth nationally by averaging 14.65 yards per completion.

- Armstrong picked up where he left off against BYU, completing 24-of-41 passes for 319 yards and three touchdowns.
- The 319 passing yards were the second-highest total of his career, trailing a career-high 381 yards vs. USC (2014 Holiday Bowl).

- Armstrong now has two career 300-yard passing games and nine 200-yard passing games, all since the start of the 2014 season.
- Armstrong has 3,980 career passing yards, moving him within 20 yards of becoming the Huskers' seventh career 4,000-yard passer.
- Armstrong threw for three touchdown passes against BYU, marking his third straight game with at least three touchdown passes. Overall, Armstrong has four career games with at least three touchdown passes.
- His 34 career passing touchdowns are tied for sixth on the NU career charts. His 22 passing touchdowns in 2014 were the fourth-most in school history.
- Armstrong posted 321 yards of total offense against BYU, his fifth career game with 300 yards of total offense. Armstrong topped 300 yards of total offense for the second straight season opener.
- Armstrong has 4,889 career total offensive yards, putting him 10th on the NU career chart. He is less than 900 yards from moving to third on the career list.
- Armstrong set Nebraska bowl records for attempts (51), completions (32), passing yards (381) and total offense yards (422) in the Holiday Bowl against USC.
- With 909 career rushing yards, Armstrong is 91 rushing yards from becoming the 10th quarterback in school history with 1,000 career rushing yards.
- Armstrong is one of only two quarterbacks in school history to start 20 games or more before the end of their sophomore season, joining Taylor Martinez.
- Armstrong is one of only nine players in the FBS ranks to run, throw and catch a touchdown pass during their career.

ARMSTRONG'S 2014 NU RANKINGS

Category	Total	Rank
Total Offense	3,400*	3rd
Passing Yards	2,695*	4th
Passing TDs	22*	4th

*Nebraska sophomore record

ARMSTRONG'S HUSKER BOWL RECORDS

- Total Offense (422 yards in 2014 Holiday Bowl)
- Passing Yards (381 yards in 2014 Holiday Bowl)
- Completions (32 in 2014 Holiday Bowl)
- Passing TDs (3 in 2014 Holiday Bowl)

HUSKERS LOOK TO KEEP RUNNING GAME MOVING IN 2015

Nebraska has had one of the nation's most consistent running games over the past several years, and Riley and his staff will look to continue the ground success this fall.

- Nebraska has ranked in the top 20 nationally in rushing each of the past five seasons, while also averaging better than 200 yards per game on the ground each year in that stretch.
- In 2014, Nebraska averaged 240.2 rushing yards per game to rank 17th nationally and fourth in the Big Ten in that category.

- Nebraska led the Big Ten in rushing in 2012, while leading the Big 12 in rushing yards per game in 2010.
- Nebraska posted 126 rushing yards in the season opener against BYU.
- With Ameer Abdullah posting 1,611 rushing yards in 2014, Nebraska has had a 1,000-yard rusher each of the past six seasons. That is the longest stretch for NU since the Huskers had at least one 1,000-yard rusher in a school-record seven straight seasons from 1979 to 1985.

SIX STRAIGHT 1,000-YARD RUSHERS

Year	Player	Yards
2014	Ameer Abdullah	1,611
2013	Ameer Abdullah	1,690
2012	Ameer Abdullah	1,137
2011	Rex Burkhead	1,357
2010	Roy Helu Jr.	1,245
2009	Roy Helu Jr.	1,147

WESTERKAMP LOOKS TO BUILD ON FIRST TWO SEASONS

Junior receiver **Jordan Westerkamp** is the leader of the Husker receiving corps and one of six team captains for 2015. Westerkamp has had a productive first two years in the Husker program, putting him in a position to make a strong impression on the NU record book.

- Westerkamp opened the season with seven receptions for 107 yards and a touchdown. The 100-yard receiving game was the fourth of Westerkamp's career, tying him for sixth on the NU 100-yard receiving game list.
- Westerkamp's season-opening effort moved him up the NU charts. Westerkamp is now 15th on the NU career receiving yardage list with 1,137 yards. He moved up eight spots on the list against BYU. He is less than 250 yards from cracking the top 10.
- Westerkamp is now 17th on the NU career receptions list with 71. He is 20 catches from cracking the top 10 on the NU career list.
- Westerkamp caught 44 passes last season, ranking just outside of the Nebraska single-season top 10 in receptions.
- Westerkamp averaged 17.0 yards per catch last season, with 747 receiving yards on his 44 receptions. The 747 yards were the 11th-best season total in school history.
- His career average of 16.0 yards per reception ranks among the top five in school history for players with at least 60 receptions.

CAREER YARDS-PER-CATCH AVERAGE*

Rk.	Player, Pos.	YPC
1.	Matt Herian, TE	19.1
2.	Johnny Rodgers, WB	17.3
3.	Irving Fryar, WB	17.9
4.	Todd Brown, SE	16.8
5.	Jordan Westerkamp, WR	16.0

*minimum 60 receptions

SIX PLAYERS SERVING AS CAPTAINS

Six players are serving as captains for the 2015 Huskers. The group comes to the Nebraska program from six states and includes three players each on offense and defense.

2015 NEBRASKA TEAM CAPTAINS

- Tommy Armstrong Jr., QB
- Alex Lewis, OT
- Jordan Westerkamp, WR
- Maliek Collins, DT
- Jack Gangwish, DE
- Nate Gerry, S

CAPTAIN NOTES

- **Alex Lewis** joins his father in having been elected as a Nebraska team captain. Bill Lewis was a Husker captain in 1985, when he earned All-America honors at center. The Lewis family is the third family to have a father-son duo named as Nebraska team captains. Tom Ruud and sons Barrett and Bo served as captains, as did Dean Steinkuhler and his sons, Ty and Baker.
- **Jordan Westerkamp's** selection marks the third straight year a receiver has served as captain.
- **Jack Gangwish** continues a long line of Nebraska natives and walk-ons who have served as Nebraska captains. His selection marks the 10th straight year a Nebraska native has been named a team captain. Gangwish is the second player in three seasons to become a captain after arriving in the program as a walk-on, joining offensive lineman Spencer Long (2013).
- **Nate Gerry** is the fourth defensive back in the past three seasons to serve as a team captain, joining Ciente Evans in 2013 and Corey Cooper and Josh Mitchell in 2014.

NEBRASKA WALK-ON TRADITION CONTINUES

Mike Riley announced on Aug. 22 that five former walk-ons have earned scholarships for the 2015 season. Among the five, junior quarterback **Ryker Fyfe** was also on scholarship in 2014 and had his scholarship renewed.

WALK-ONS AWARDED SCHOLARSHIP

- Ross Dzuris, DE (Plattsmouth, Neb.)
- Trey Foster, TE (Lincoln, Neb.)
- Lane Hovey, WR (Adel, Iowa)
- Ryker Fyfe, QB (Grand Island, Neb.)
- Dylan Utter, OG (Papillion, Neb.)

Utter and Hovey were in the starting lineup in the season opener against BYU.

Nebraska has a long tradition of relying on its walk-on program to help build the foundation of the program. Six walk-ons have gone on to earn first-team All-America honors for Nebraska, while 13 walk-ons have earned first-team academic All-America recognition.

HOME OF THE HUSKERS

Memorial Stadium's history dates back more than 90 years. In the fall of 1922, a drive for \$430,000 in stadium construction funds was undertaken by faculty, students, alumni and friends of the University. The quota was over subscribed.

The stadium was named Memorial Stadium to honor all Nebraskans who served in the Civil and Spanish-American Wars; the 751 Nebraskans who died in World War I; the 3,839 in World War II; the 225 in Korea; the 422 in Vietnam; and those in Iraq.

Construction was completed in a few more than 90 working days and Memorial Stadium was dedicated on Oct. 20, 1923, at the Homecoming game in which Nebraska was held to a scoreless tie by Kansas.

The field at Memorial Stadium was named Tom Osborne Field - after the Huskers' legendary Hall-of-Fame coach - in 1998, one year after Osborne's retirement following 25 years and 250 victories as Nebraska's head coach.

TOP 10 HOME CROWDS

Rk.	Date	Opponent	Atten.
1.	Sept. 20, 2014	Miami	91,585
2.	Sept. 14, 2013	UCLA	91,471
3.	Aug. 30, 2014	Fla. Atlantic	91,441
4.	Nov. 29, 2013	Iowa	91,260
5.	Sept. 27, 2014	Illinois	91,225
6.	Nov. 22, 2014	Minnesota	91,186
7.	Aug. 31, 2013	Wyoming	91,185
8.	Nov. 2, 2013	Northwestern	91,140
9.	Nov. 1, 2014	Purdue	91,107
10.	Oct. 25, 2014	Rutgers	91,088

TOP 5 SEASON ATTENDANCE

Rk.	Year	Games	Total	Avg.
1.	2014	7	638,744	91,249
2.	2013	8	727,466	90,933
3.	2009	7	601,216	85,888
4.	2010	7	599,648	85,648
5.	2012	7	598,617	85,517

LONGEST HOME WIN STREAKS

Rk.	Began	Ended	Wins
1.	Oct. 19, 1991	Oct. 31, 1998	47
2.	Sept. 28, 1901	Oct. 20, 1906	33
3.	Nov. 27, 1998	Nov. 2, 2002	26
4.	Sept. 27, 1969	Nov. 23, 1972	23
5.	Oct. 3, 1981	Nov. 17, 1984	21

Note: All streaks at Memorial Stadium, except for the 33-game home winning streak from 1901 to 1906, which occurred prior to Memorial Stadium opening in 1923.



HUSKER HIGHLIGHTS

1

Nebraska football is the only team in any sport in NCAA history to boast 100 athletic All-Americans and 100 academic All-Americans.

2

Nebraska is the only program to have at least two players selected in every NFL Draft of the Common Draft Era (since 1967).

3

Three Huskers have won the Heisman Trophy, all since 1972. Johnny Rodgers won in 1972, Mike Rozier in 1983 and Eric Crouch in 2001.

4

Nebraska ranks fourth in NCAA history with 874 all-time victories. The Huskers are one of only 10 teams with 800 all-time wins.

5

Nebraska has won five national titles: 1970, 1971, 1994, 1995 and 1997. The Huskers have won the second-most national titles of any school in the country since 1970.

9

Nebraska ranks ninth nationally with a total of 23 former players and coaches (17 players, six coaches) who have been enshrined in the College Football Hall of Fame.

22

Nebraska leads the nation with a former Husker on a Super Bowl roster for 22 consecutive years.

43

The Huskers have won 43 conference titles in program history, including 33 perfect conference seasons and 27 unbeaten seasons.

51

Nebraska ranks third in NCAA history with 51 all-time bowl appearances. The Huskers are one of only five teams to appear in 50 bowl games.

107

Nebraska football has totaled 107 CoSIDA Academic All-Americans, the most of any team in any sport in NCAA history.

320

Across all sports, the University of Nebraska has totaled a nation-leading 320 CoSIDA Academic All-Americans, 74 more than any other school.

342

Memorial Stadium has been sold out for an NCAA-record 342 consecutive games (including USA), dating back to Nov. 3, 1962.

NEBRASKA AMONG HISTORICALLY BEST PROGRAMS

Nebraska is in its 126th season of college football in 2015 and owns an 874-362-40 all-time record in 1,276 games (.701).

Nebraska is one of 10 programs with 800 all-time victories. The Huskers' 874 all-time victories rank fourth nationally.

Since 1970, the year of the Huskers' first national title, Nebraska has compiled a 440-121-5 record, for a .782 winning percentage in 566 games. NU's 440 wins in that time period are 25 more than any other school.



- Nebraska ranks as the nation's winningest program over the last 30, 40, 50 and 60 years. The Huskers have won 25 more games than any other team in the country over the last 50 years.
- Since Nebraska's first football season in 1890, Husker teams have won 11 or more games 12 times, including seven times since 1993.
- Nebraska has won 12 or more games seven times, including three seasons with 13 wins (1971, 1994, 1997).
- Nebraska has 24 10-win seasons since 1970.

- Nebraska has 49 nine-win seasons in school history, including 41 since 1970 and 47 since Bob Devaney took over the Nebraska program in 1962. No other school in the nation has more than 32 nine-win seasons in that same time frame.
- Nebraska has posted seven straight nine-win seasons for the first time since an NCAA-record 33 straight from 1969 to 2001. Nebraska enters 2015 as one of three schools to win nine games each of the past seven years, joining Alabama and Oregon.
- The 2014 season marked Nebraska's 125th football season. The Huskers won five national championships and 43 conference championships in their first 125 seasons.
- NU was the first team in NCAA history to win 100 games in consecutive decades, leading the nation with 103 wins in the 1980s and ranking second with 108 wins in the 1990s.

MOST 9-WIN SEASONS SINCE 1960

N	NEBRASKA CORNHUSKERS	47
	ALABAMA CRIMSON TIDE	32
M	MICHIGAN WOLVERINES	30
	PENN STATE NITTANY LIONS	30

MOST NATIONAL TITLES SINCE 1970

	ALABAMA CRIMSON TIDE	9
N	NEBRASKA CORNHUSKERS	5
	MIAMI HURRICANES	5

NEBRASKA AMONG LEADERS IN AP PRESS NATIONAL TITLES

Notre Dame and Alabama lead the nation by winning eight Associated Press national titles since 1936, with Oklahoma (7), Miami (5), USC (5), Nebraska (4) and Minnesota (4) next in line. While the Huskers were awarded the national title by the coaches in 1997, NU finished second to Michigan in the AP poll.

In 1970, Nebraska was awarded the AP national title, but not the coaches (Texas was first, Ohio State second and NU third) as the final poll was released before the bowl games were played. In the coaches poll (since 1950), NU is tied for fourth with Miami and Texas with four titles, behind Alabama (8), Oklahoma (6) and USC (5).

CONFERENCE CROWNS

Nebraska has won 43 football conference championships in school history. The Huskers won 13 conference titles under Tom Osborne and eight under Bob Devaney.

During its 15-year history in the Big 12 Conference, Nebraska won league titles in 1997 and 1999, and also appeared in the Big 12 Championship Game in 1996, 2006, 2009 and 2010. Nebraska was one of just three teams to capture two or more Big 12 titles in the first 15 years of the league, joining Oklahoma and Texas. Nebraska's six Big 12 title game appearances were second only to Oklahoma's eight. Nebraska made its first appearance in the Big Ten Championship Game in 2012.

NCAA RECORD SELLOUT STREAK CONTINUES INTO 2015

One of the most remarkable streaks in collegiate sports continues in 2015. Nebraska has sold out every game at Memorial Stadium since Nov. 3, 1962, and the game with South Alabama will be the 342nd consecutive sellout in Lincoln.

NU celebrated the 300th consecutive sellout at Memorial Stadium on Sept. 26, 2009, against Louisiana-Lafayette. Notre Dame is second in all-time consecutive sellouts with 244, 98 fewer than the Huskers.

Nebraska established a stadium record for attendance against Miami on Sept. 20, 2014, with a crowd of 91,585. The crowd ranked as the 10th-largest to see any Nebraska game.

LONGEST CURRENT SELLOUT STREAKS

- Nebraska - 342
- Notre Dame - 244

SELLOUT STREAK FACTS

- NU is 293-48 (.859) during the sellout streak
- Attendance during the streak is 25,810,133

NEBRASKA RANKS AMONG NATION'S ATTENDANCE LEADERS

Nebraska was 10th in average home attendance in 2014 with 91,249 fans per game. The average attendance for seven home games was the largest ever at Memorial Stadium, bettering the 2013 mark of 90,933 per game.

The No. 10 ranking in average attendance marked the second straight year Nebraska was in the top 10 nationally in attendance. The Huskers checked in at No. 9 in 2013, the highest for Nebraska since full attendance figures are available beginning with the 1999 season. NU has ranked in the top 20 nationally in attendance each of the 16 years with available attendance figures.

Nebraska was one of four Big Ten schools to rank in the top 10 in average attendance and the conference had seven teams in the top 25 nationally in attendance.

HUSKERS OWN BIG ADVANTAGE AT MEMORIAL STADIUM

Nebraska has rewarded the loyalty of its fans with great success at Memorial Stadium through the years.

- Nebraska has won at least six home games in 23 of the past 29 seasons. NU is 159-25 (.864) at home in the last 27 seasons (since 1989).
- Nebraska's most recent perfect home season occurred in 2012.
- The Huskers are 12-4 in Big Ten home games since joining the league in 2011.
- In the past three decades, NU has had three home winning streaks of 20 or more games and overall has posted 41 unbeaten and untied home seasons.
- The Huskers are 528-144-20 (.777, 692 games, 125 years) in Lincoln, and 403-121-13 (.763, 537 games, 92 years) in Memorial Stadium (since 1923).
- The 2014 season marked the 46th straight year NU had a winning home season.

ALL-TIME BOWL APPEARANCES

	ALABAMA CRIMSON TIDE	62
	TEXAS LONGHORNS	53
	NEBRASKA CORNHUSKERS	51

A HOLIDAY TRADITION

Nebraska participated in its 51st all-time bowl game with its appearance in the Holiday Bowl in 2014. Nebraska is one of only five programs with 50 or more bowl appearances, and its 51 bowl appearances are third all-time, trailing only Alabama (62) and Texas (53).

- The Huskers have played in the postseason in 44 of the past 46 seasons.
- Nebraska appeared in an NCAA-record 35 straight bowl games from 1969 to 2003.
- Nebraska owns a 25-26 all-time bowl record, and the 25 bowl victories rank seventh nationally.
- This fall, Nebraska is celebrating the 75th anniversary of its first bowl team in 1940. The seventh-ranked Huskers lost to No. 2 Stanford, 21-13, in the 1941 Rose Bowl.

HUSKERS PROMINENT ON 2015 NFL ROSTERS

Nebraska has a long-standing tradition of being one of the leading programs in putting players into the National Football League.





With NFL clubs making their final cuts for opening day rosters over the weekend, 21 former Huskers earned spots on 53-man rosters. Another three former NU players are currently listed on injured reserve, with two on NFL practice squads.

The group is led four-time All-Pro selection Ndamukong Suh who moved to the Miami Dolphins in the offseason. Lavonte David resigned with the Tampa Bay Buccaneers and has racked up 430 tackles in three NFL seasons.


Nebraska is the only school in the Common Draft Era (since 1967) to have multiple players taken every year in the NFL Draft.

Since 1997, Nebraska ranks second in the Big Ten Conference with 84 NFL draftees.


MOST ALL-TIME VICTORIES

	MICHIGAN WOLVERINES	915
	NOTRE DAME FIGHTING IRISH	883
	TEXAS LONGHORNS	881
	NEBRASKA CORNHUSKERS	874




MOST WINS LAST 60 YEARS

	NEBRASKA CORNHUSKERS	527
	OKLAHOMA SOONERS	515
	OHIO STATE BUCKEYES	502




MOST WINS LAST 50 YEARS

	NEBRASKA CORNHUSKERS	470
	OKLAHOMA SOONERS	445
	OHIO STATE BUCKEYES	438

MOST WINS LAST 40 YEARS

	NEBRASKA CORNHUSKERS	379
	FLORIDA STATE SEMINOLES	363
	OHIO STATE BUCKEYES	355

MOST WINS LAST 30 YEARS

	NEBRASKA CORNHUSKERS	280
	FLORIDA STATE SEMINOLES	280
	OHIO STATE BUCKEYES	265
	FLORIDA GATORS	266

MOST WINS LAST 25 YEARS

	FLORIDA STATE SEMINOLES	231
	OHIO STATE BUCKEYES	230
	FLORIDA GATORS	231
	NEBRASKA CORNHUSKERS	230

NATIONAL RANKINGS**ASSOCIATED PRESS (PRESEASON)**

Rk.	Team (1st)	Record	Points
1.	Ohio State (61)	0-0	1525
2.	TCU	0-0	1428
3.	Alabama	0-0	1322
4.	Baylor	0-0	1263
5.	Michigan State	0-0	1256
6.	Auburn	0-0	1192
7.	Oregon	0-0	1156
8.	USC	0-0	1085
9.	Georgia	0-0	991
10.	Florida State	0-0	959
11.	Notre Dame	0-0	873
12.	Clemson	0-0	862
13.	UCLA	0-0	698
14.	LSU	0-0	675
15.	Arizona State	0-0	605
16.	Georgia Tech	0-0	588
17.	Ole Miss	0-0	563
18.	Arkansas	0-0	410
19.	Oklahoma	0-0	394
20.	Wisconsin	0-0	393
21.	Stanford	0-0	347
22.	Arizona	0-0	311
23.	Boise State	0-0	240
24.	Missouri	0-0	219
25.	Tennessee	0-0	114

USA TODAY COACHES (PRESEASON)

Rk.	Team (1st)	Record	Points
1.	Ohio State (62)	0-0	1598
2.	TCU (1)	0-0	1487
3.	Alabama (1)	0-0	1452
4.	Baylor	0-0	1365
5.	Oregon	0-0	1260
6.	Michigan State	0-0	1230
7.	Auburn	0-0	1103
8.	Florida State	0-0	1057
9.	Georgia	0-0	1026
10.	USC	0-0	1014
11.	Notre Dame	0-0	883
12.	Clemson	0-0	838
13.	LSU	0-0	727
14.	UCLA	0-0	697
15.	Ole Miss	0-0	668
16.	Arizona State	0-0	577
17.	Georgia Tech	0-0	573
18.	Wisconsin	0-0	470
19.	Oklahoma	0-0	407
20.	Arkansas	0-0	377
21.	Stanford	0-0	365
22.	Arizona	0-0	299
23.	Missouri	0-0	229
24.	Boise State	0-0	190
25.	Tennessee	0-0	166

HUSKERS IN THE 2015 POLLS

Date	AP	C	Playoff	Result
Pre.	RV	RV	--	lost to BYU, 33-28
Sept. 7	--	--	--	
Sept. 14				
Sept. 21				
Sept. 28				
Oct. 5				
Oct. 12				
Oct. 19				
Oct. 26				
Nov. 2				
Nov. 9				
Nov. 16				
Nov. 23				
Nov. 30				
Dec. 7				

**HUSKERS ON 2015 NFL ROSTERS**

- Ameer Abdullah, RB, Detroit Lions
- Prince Amukamara, CB, New York Giants
- Larry Asante, S, Oakland Raiders
- Kenny Bell, WR, Tampa Bay Buccaneers (IR)
- Zack Bowman, CB, Miami Dolphins
- Josh Brown, PK, New York Giants
- Rex Burkhead, RB, Cincinnati Bengals
- Will Compton, LB, Washington Redskins
- Jared Crick, DE, Houston Texans
- Lavonte David, LB, Tampa Bay Buccaneers
- Quincy Enunwa, WR, New York Jets
- Randy Gregory, DE, Dallas Cowboys
- Roy Helu Jr., RB, Oakland Raiders
- Stanley Jean-Baptiste, CB, Detroit Lions (Practice)
- Sam Koch, P, Baltimore Ravens
- Spencer Long, OG, Washington Redskins
- Eric Martin, LB, New England Patriots
- Josh Mitchell, CB, Indianapolis Colts (IR)
- Niles Paul, TE, Washington Redskins (IR)
- Brent Qvale, OT, New York Jets
- Trevor Roach, LB, Cincinnati Bengals (Practice)
- Mohammed Seisay, CB, Seattle Seahawks
- Jeremiah Sirles, OT, Minnesota Vikings
- Matt Slauson, OG, Chicago Bears
- Daimion Stafford, S, Tennessee Titans
- Ndamukong Suh, DT, Miami Dolphins

HUSKERS SEE SEASON-OPENING WIN STREAK COME TO END

Nebraska's 33-28 loss to BYU ended a nation-leading season-opening win streak for Nebraska. The setback was NU's first in a season opener since a 17-13 loss to Florida State in the 1985 season opener. The win streak was four years longer than any other school heading into the season.

FIRST NEBRASKA ALL-SPORTS HALL OF FAME CLASS HONORED

Nebraska inducted the inaugural class of the University of Nebraska Athletics Hall of Fame on Sept. 4. The group was also honored on the field during the BYU football game.

The creation of the University of Nebraska Athletics Hall of Fame serves to honor Husker Athletics programs and student-athletes who have won 26 team national championships, captured 156 individual NCAA titles and lead the nation with 320 CoSIDA Academic All-Americans and 17 NCAA Top 10 Award winners.

The inaugural class includes one inductee from every current Nebraska sport, plus an honoree from the men's swimming program, which was a varsity sport from 1921 to 2001.

INAUGURAL NEBRASKA ATHLETICS HALL OF FAME CLASS INDUCTEES

- Steve Friesen (men's golf)
- Alex Gordon (baseball)
- Charlie Greene (men's track and field)
- Jim Hartung (men's gymnastics)
- Penny Heyns (women's swimming and diving)
- Karen Jennings (women's basketball)
- Steven Jung (men's tennis)
- Joe Kirby (men's cross country)
- Christine Latham (soccer)
- Liz (Mooney) Shaffer (women's tennis)
- Eric Piatkowski (men's basketball)
- Adam Pine (men's swimming and diving)
- Shannon Pluhowsky (bowling)
- Merlene Ottey (women's track and field)
- Dave Rimington (football)
- Sarah Sasse-Kildow (women's golf)
- Bill Scherr (wrestling)
- Richelle Simpson (women's gymnastics)
- Lori Sippel (softball)
- Fran (ten Bense) Benne (women's cross country)
- Amanda (Trujillo) Scriver (rifle)
- Allison Weston (volleyball)

COMBINED ACCOLADES OF CLASS

- 8 national player-of-the-year awards
- 3 Academic All-American-of-the-Year awards
- 127 All-America certificates
- 7 academic All-America certificates
- 32 individual NCAA titles
- 11 team national championships
- 2 NCAA Top 10 Awards
- 19 Olympic Games appearances
- 15 Olympic Medals
- 5 Olympic Gold Medals
- 3 First-Round Draft Picks (MLB, NBA, NFL)

As the football honoree, Rimington is the only two-time Outland Trophy winner in NCAA history, Rimington is one of just 11 players to win the Outland Trophy and Lombardi Award in the same season (1982). Rimington is the namesake for the award for the nation's most outstanding center and is also one of the namesakes for the Big Ten's Lineman of the Year award.

Rimington is also a member of the College Football Hall of Fame and CoSIDA Academic All-America Hall of Fame.

THE SOUTH ALABAMA JAGUARS AT A GLANCE

- South Alabama opened its season with a 33-23 over Gardner-Webb
- The Jaguars had only 13 first downs, but averaged 7.2 yards per rush and 13.1 yards per completion
- USA ran 20 fewer plays than Gardner-Webb, but gained 99 more yards
- The Jaguars return only seven starters from 2014, the second fewest of any team in the FBS ranks
- South Alabama went 6-7 in 2014, including 5-3 in the Sun Belt
- The Jaguars played in their first-ever bowl games in 2014, losing 33-28 to Bowling Green in the Raycom Media Camellia Bowl
- Coach Joey Jones was the 2013 Sun Belt Coach of the Year
- South Alabama is facing a Big Ten opponent for the first time

THREE JAGUARS TO WATCH

RB Xavier Johnson

- Gained 121 yards on only seven carries last week vs. Gardner-Webb
- Set school records for yards per carry (17.3) and longest rush (92 yards)
- Averaged 22.1 yards per touch on his eight touches (177 yards)

QB Cody Clements

- Completed 14-of-25 passes for 184 yards and two TDs last week
- 2015 third-team preseason All-Sun Belt
- Threw two interceptions and was sacked twice

PK Aleem Sunanon

- Connected on two field goals (41 yards, 29 yards) vs. Gardner-Webb
- Has scored 169 career points, five shy of the South Alabama record
- Ranks seventh nationally among FBS kickers with 35 career field goals

SERIES HISTORY

- Nebraska and South Alabama are meeting for the first time Saturday
- USA is one of 38 FBS opponents that Nebraska has never faced

ABOUT SOUTH ALABAMA FOOTBALL

- South Alabama announced the creation of its football program in 2007
- The Jaguars played their first season in 2009, finishing 7-0
- USA opened its program with 19 consecutive wins before suffering its first defeat in a 35-13 loss at North Carolina State in 2011
- South Alabama played the 2010 season as an FCS team as part of its transition to the FBS level, which was completed in 2013
- USA made a bowl game in its second year of eligibility in 2014
- The Jaguars own an all-time record of 38-28



SOUTH ALABAMA HEAD COACH JOEY JONES

- 7th Season
- 38-28 at South Alabama
- 8th Career Season
- 41-35 Career Record
- 0-0 vs. Nebraska (career)
- 0-0 vs. Nebraska (at South Alabama)

SOUTH ALABAMA STATISTICAL LEADERS

RUSHING	ATT.	YDS	YPC	TD
Xavier Johnson	7	121	17.3	1
Tyreis Thomas	9	56	6.2	0
Terrance Timmons	4	48	12.0	1
Dami Ayoola	4	9	2.2	0
Dallas Davis	2	1	0.5	0

PASSING	CMP-ATT-INT	PCT.	YDS	TD
Cody Clements	14-25-2	56.0	184	2

RECEIVING	REC.	YDS	YPC	TD
Gerald Everett	4	75	18.8	1
D.J. Vinson	4	22	5.5	0
Xavier Johnson	1	56	56.0	1
Josh Magee	1	11	11.0	0
Kevin Kutchera	1	7	7.0	0

TACKLES	SOLO	TOTAL	TFL	SACKS
Blake Dees	5	13	2.0	0.0
Roman Buchanan	5	9	1.0	0.0
DeMarion Harper	5	9	1.0	0.0
Tre Alford	4	9	0.5	0.0
Kalen Jackson	1	9	0.0	0.0

PUNTING	NO.	YDS	AVG.	LONG
Brandon McKee	3	107	35.7	51
Corliss Waitman	1	35	35.0	35

FIELD GOALS	MADE	ATT	PCT.	LONG
Aleem Sunanon	2	2	1.000	41



(0-1)

- BYU (L, 28-33)
- So. Alabama
- @ Miami
- So. Miss
- @ Illinois
- Wisconsin
- @ Minnesota
- Northwestern
- @ Purdue
- Michigan St.
- @ Rutgers
- BYE
- Iowa
- B1G Championship

TOTAL	BIG TEN	NAT.	CATEGORY (PER GAME)	TOTAL	SUN BELT	NAT.
126.0	9th	90th	Rushing Offense	224.0	3rd	39th
319.0	2nd	28th	Passing Offense	184.0	7th	84th
445.0	5th	52nd	Total Offense	408.0	3rd	69th
28.0	7th	71st	Scoring Offense	33.0	2nd	61st
132.0	8th	61st	Rushing Defense	126.0	9th	90th
140.08	8th	83rd	Pass Efficiency Defense	140.1	8th	83rd
379.0	11th	111th	Pass Defense	132.0	1st	24th
511.0	11th	102nd	Total Defense	309.0	2nd	50th
33.0	10th	85th	Scoring Defense	23.0	2nd	67th
42.3	3rd	28th	Net Punting	27.8	10th	111th
5.0	9th	67th	Punt Returns	0.0	--	--
19.0	9th	74th	Kickoff Returns	36.0	1st	10th
1	6th	56th	Turnovers Gained	3	2nd	11th
2	10th	74th	Turnovers Lost	3	6th	100th
-1.0	8th	78th	Turnover Margin	0.0	2nd	51st
3.0	5th	29th	Sacks	0.0	--	--
3.0	10th	88th	Sacks Allowed	1.0	2nd	26th
46.2	6th	44th	3rd-Down Offense	30.0	6th	90th
21.4	4th	26th	3rd-Down Defense	31.3	4th	53rd



(1-0)

- Gard.-Webb (W, 33-23)
- @ Nebraska
- @ San Diego St.
- North Carolina St.
- @ Troy
- BYE
- Arkansas St.
- @ Texas St.
- BYE
- Idaho
- Louisiana-Lafayette
- @ Georgia St.
- @ Georgia Southern
- Appalachian St.

THE MIKE RILEY FILE**HEAD COACHING RECORD**

- Overall: 158-155 (24th season)
- College: 93-81 (15th season)
- Nebraska: 0-1 (First season)

FAMILY

- Wife: Dee
- Children: Matthew, Kate
- Grandchildren: Elijah Jo

COACHING NUMBERS

- 41 Years of Coaching Experience
- 24 Years as a Head Coach
- 15 Years as a Collegiate Head Coach
- 9 Years as a Professional Head Coach
- 3 Years as an NFL Head Coach
- 17 Years as an Assistant Coach
- 13 Years as a Collegiate Assistant Coach
- 4 Years as a Professional Assistant Coach
- 1 Year as an NFL Assistant Coach

HEAD COACHING EXPERIENCE**NEBRASKA**

- 2015 (1st season; 0-1 record)

OREGON STATE

- 2003-14 (12 seasons; 85-66 record)
- 1997-98 (2 seasons; 8-14 record)
- 14 overall seasons; 93-80 record)
- 6-2 record in eight bowl games
- 2008 Pac-10 Coach of the Year

SAN DIEGO CHARGERS

- 1999-2001 (3 seasons; 14-34 record)

SAN ANTONIO RIDERS (WLAFL)

- 1991-92 (2 seasons; 11-9 record)

WINNIPEG BLUE BOMBERS (CFL)

- 1987-90 (4 seasons; 40-32 record)
- 2 Grey Cup Championships (1987, 1990)

ASSISTANT COACH EXPERIENCE**NEW ORLEANS SAINTS**

- Assistant Head Coach (2002)

USC

- Assistant Head Coach/
Offensive Coordinator (1993-96)

NORTHERN COLORADO

- Defensive Coordinator (1986)

WINNIPEG BLUE BOMBERS (CFL)

- Assistant Coach (1983-85)

LINFIELD COLLEGE

- Defensive Coordinator (1977-82)
- NAIA National Championship (1982)

WHITWORTH COLLEGE

- Graduate Assistant (1976)

CALIFORNIA

- Graduate Assistant (1975)

PLAYING EXPERIENCE

- Alabama (CB)
- National Championship (1973)

NEBRASKA HEAD COACH MIKE RILEY

The 2015 season marks the debut for first-year Head Coach Mike Riley, who was named Nebraska's 29th head coach in December of 2014. Riley came to Nebraska after 14 seasons as the head coach at Oregon State. Riley boasts 41 years of coaching experience, and he is in his 24th season as a head coach.

**OVERALL COACHING EXPERIENCE***

Frank Beamer (Virginia Tech)	44 Years
Gary Pinkel (Missouri)	42 Years
Mike Riley (Nebraska)	41 Years

HEAD COACHING EXPERIENCE

Frank Beamer (Virginia Tech)	35 Years
Steve Spurrier (South Carolina)	31 Years
Dennis Franchione (Texas State)	30 Years
Brian Kelly (Notre Dame)	26 Years
Gary Pinkel (Missouri)	25 Years
Mike Riley (Nebraska)	24 Years

PRO HEAD COACHING EXPERIENCE

Mike Riley (Nebraska)	9 Years
Steve Spurrier (South Carolina)	5 Years
Jim Harbaugh (Michigan)	4 Years
Jim Mora Jr. (UCLA)	4 Years

NFL HEAD COACHING EXPERIENCE

Jim Harbaugh (Michigan)	4 Years
Jim Mora Jr. (UCLA)	4 Years
Mike Riley (Nebraska)	3 Years

**College and professional experience only*

CHAMPIONSHIP PEDIGREE

- Riley has won championships at the NAIA, NCAA FBS and professional levels.
- Riley was a cornerback on Alabama's 1973 national championship team.
- In 1982, Riley was the defensive coordinator for Linfield College, which went 12-0 and won the NAIA national championship.
- Riley won two Grey Cup titles in his four seasons with the Winnipeg Blue Bombers in the Canadian Football League.
- In his first season as a head coach at any level, Riley led Winnipeg to the 1987 Grey Cup title.
- Riley won his first Grey Cup at the age of 33, making him the third-youngest head coach ever to win a professional title (CFL, NFL, NFL Europe, UFL, USFL, WFL, WLAFL, XFL).
- Since the NFL-AFL merger in 1970, Riley is the youngest head coach to win a championship in any professional league.
- Riley and Hugh Campbell of the Edmonton Eskimos (CFL) are the only two head coaches in the Super Bowl era to win two professional titles before the age of 40.

PROVEN WINNER

- Riley won 93 games at Oregon State, making him the winningest coach in Beaver history.
- Riley ended his tenure at OSU ranked 11th in Pac-12 history with 58 conference wins.
- Riley currently ranks 26th among active FBS coaches with 93 career victories, all at a Power Five school.
- Riley took Oregon State to eight bowl games, compiling a 6-2 record.
- Riley's .750 bowl winning percentage ranks sixth in NCAA history among coaches who appeared in at least eight bowl games.
- Riley is 1 of 6 coaches in NCAA history to win his first five bowl games.
- Riley is 1 of 12 coaches in NCAA history to win five consecutive bowl games.
- In 14 seasons at Oregon State, Riley led the Beavers to 14 wins over ranked opponents, including five wins over top-10 teams and three wins over top-three foes.
- Riley coached two Biletnikoff Award winners at Oregon State, and is the only active FBS coach to have two players win the award.

DEFENSIVE ASSISTANTS



MARK BANKER
DEFENSIVE COORDINATOR

- 37 Years of Experience
- 29 Years as Def. Coordinator
- 3 Years of NFL Experience
- Game Day: Field

HIGHLIGHTS

- OSU led nation in rush defense in 2007
- Top-10 total defense rankings in 2003 & 2007
- Coordinated a San Diego Charger defense to a No. 11 NFL total defense ranking in 2001



TRENT BRAY
LINEBACKERS

- 7 Years of Experience
- 7 Years at Power Five School
- 1 Year Playing in NFL Europe
- Game Day: Field

HIGHLIGHTS

- Helped 2012 OSU defense rank second in Pac-12 in scoring defense & third in total defense
- Coached in three bowl games past four years
- Ranks among top 10 tacklers in OSU history



HANK HUGHES
DEFENSIVE LINE

- 37 Years of Experience
- 8 Years as Asst. Head Coach
- 6 Years as Def. Coordinator
- Game Day: Field

HIGHLIGHTS

- Three conference title teams in past seven years
- 2008 UConn defense ranked sixth nationally in total defense and in top 25 in scoring defense
- In 2012, Memphis led nation in rush defense



BRIAN STEWART
SECONDARY

- 24 Years of Experience
- 8 Years of NFL Experience
- 7 Years as Def. Coordinator
- Game Day: Press Box

HIGHLIGHTS

- Helped Houston to a 13-1 record in 2011
- Coached 14 Pro Bowlers in eight NFL seasons
- Coordinated Dallas Cowboys defenses that led NFL in sacks in 2007 and 2008

SPECIAL TEAMS COORDINATOR



BRUCE READ
SPECIAL TEAMS COORDINATOR

- 31 Years of Experience
- 12 Years at Power Five School
- 7 Years of NFL Experience
- Game Day: Field

HIGHLIGHTS

- Helped James Rogers total 2,385 return yards
- Led Alexis Serna to 2005 Lou Groza Award
- San Diego Chargers special teams ranked in top six in NFL twice in Read's three seasons

OFFENSIVE ASSISTANTS



DANNY LANGSDORF
OFFENSIVE COORDINATOR

- 20 Years of Experience
- 12 Years as Off. Coordinator
- 4 Years of NFL Experience
- Game Day: Field

HIGHLIGHTS

- Eli Manning career-high completion rate in 2014
- Sean Mannion set Pac-12 career passing record
- OSU set then-Pac-12 record with 4,844 passing yards with Langsdorf as coordinator in 2013



MIKE Cavanaugh
OFFENSIVE LINE

- 30 Years of Experience
- 6 Years as Off. Coordinator
- 2 Years of NFL Experience
- Game Day: Field

HIGHLIGHTS

- Coached 23 all-conference linemen at OSU
- OSU set a then-Pac-12 passing record in 2013
- Helped Hawaii rank in the top 10 nationally in total offense three times in six seasons



REGGIE DAVIS
RUNNING BACKS

- 12 Years of Experience
- 4 Years of NFL Experience
- 2 Years Playing in NFL
- Game Day: Press Box

HIGHLIGHTS

- Coached in three NFC Championship Games
- Coached All-Pro TE Vernon Davis for three years
- Helped OSU RB Jacquizz Rodgers become first freshman to be Pac-10 Offensive MVP



KEITH WILLIAMS
WIDE RECEIVERS

- 16 Years of Experience
- 4 Years as Off. Coordinator
- 1 Year Playing in NFL
- Game Day: Field

HIGHLIGHTS

- Eight former wideouts played in NFL in 2014
- Coached San Jose State's Edell Shepherd to school-record 1,500 receiving yards in 2001
- 2008 intern coach with San Diego Chargers

ADDITIONAL FOOTBALL STAFF

- **Associate A.D./Football:** Dan Van De Riet
- **Offensive GA:** Tavita Thompson (Tight Ends)
- **Offensive GA:** Beau Walker (Running Backs)
- **Defensive GA:** Jon Clark (Secondary)
- **Defensive GA:** Max Onyegbule (Defensive Line)
- **Head Football Strength Coach:** Mark Philipp
- **Head Football Athletic Trainer:** Mark Mayer
- **Head Equipment Manager:** Jay Terry
- **Director of Video:** Greg Vaughn

HUSKER COACHING NUMBERS

3

Mike Riley is 1 of 3 FBS coaches with at least three seasons of NFL head coaching experience. Riley is 1 of 6 FBS coaches who has been an NFL head coach (UCLA's Jim Mora Jr., Michigan's Jim Harbaugh, Louisville's Bobby Petrino, Alabama's Nick Saban, South Carolina's Steve Spurrier).

6

Mike Riley ranks sixth in NCAA history with a .750 winning percentage in bowl games. One of only six coaches in NCAA history to win his first five career bowl games, Riley was 6-2 in bowl games while at Oregon State.

8

Eight coaches boast NFL experience, including Mike Riley as a head coach, Mark Banker and Brian Stewart as defensive coordinators and Bruce Read as a special teams coordinator.

9

Mike Riley owns nine years of experience as a professional head coach, the most of any FBS coach. In addition to the NFL, Riley led teams in the Canadian Football League and the World League of American Football, the predecessor to NFL Europe.

24

Mike Riley owns 24 years of head coaching experience at the collegiate or professional level, the sixth most among FBS head coaches.

33

The Nebraska coaching staff has combined for 33 seasons of coaching experience in the National Football League.

41

Mike Riley's 41 years of coaching experience at the collegiate or professional level rank third among FBS head coaches.

56

Nebraska's 10 full-time coaches have been a part of 56 bowl teams during their collegiate coaching careers.

255

The Husker coaching staff has a combined 255 years of coaching experience at the collegiate or professional level.

NEBRASKA DEPTH CHART–SOUTH ALABAMA

OFFENSE

WIDE RECEIVER

82 Alonzo Moore, 6-2, 195, Jr. **-OR-**
10 Jamal Turner, 6-1, 190, Sr.

LEFT TACKLE

71 Alex Lewis, 6-6, 290, Sr.
77 David Knevel, 6-9, 310, So.
59 Matt Finnin, 6-7, 305, Sr.

LEFT GUARD

66 Dylan Utter, 6-1, 285, Jr.
67 Jerald Foster, 6-3, 310, RFr.

CENTER

65 Ryne Reeves, 6-3, 300, Sr.
55 Paul Thurston, 6-5, 295, Jr.

RIGHT GUARD

70 Chongo Kondolo, 6-4, 300, Sr.
67 Jerald Foster, 6-3, 310, RFr.

RIGHT TACKLE

68 Nick Gates, 6-5, 290, RFr.
57 Zach Sterup, 6-8, 320, Sr.
59 Matt Finnin, 6-7, 305, Sr.

TIGHT END

86 David Sutton, 6-3, 255, Sr. **-OR-**
42 Trey Foster, 6-1, 245, Jr. **-OR-**
11 Cethan Carter, 6-4, 240, Jr. **-OR-**
84 Sam Cotton, 6-4, 250, Jr.

WIDE RECEIVER

1 Jordan Westerkamp, 6-0, 195, Jr.
7 Taariq Allen, 6-3, 200, Sr.

WIDE RECEIVER

87 Brandon Reilly, 6-1, 195, Jr. **-OR-**
13 Lane Hovey, 6-4, 205, Jr. **-OR-**
8 Stanley Morgan Jr., 6-0, 185, Fr.

QUARTERBACK

4 Tommy Armstrong Jr., 6-1, 220, Jr.
17 Ryker Fyfe, 6-2, 210, Jr.
6 AJ Bush, 6-3, 220, RFr.

I-BACK

34 Terrell Newby, 5-10, 200, Jr.
32 Imani Cross, 6-1, 230, Sr. **-OR-**
21 Mikale Wilbon, 5-8, 190, RFr. **-OR-**
28 Adam Taylor, 6-2, 210, So. **-OR-**
22 Devine Ozigbo, 5-11, 225, Fr.

FULLBACK

35 Andy Janovich, 6-1, 230, Sr.
38 Harrison Jordan, 5-10, 230, So.

OFFENSIVE CAREER STARTS

Tommy Armstrong Jr., Jr., QB22
Cethan Carter, Jr., TE.....14
Alex Lewis, Sr., OT.....14
Zach Sterup, Sr., OT10
Jordan Westerkamp, Jr., WR10
Alonzo Moore, Jr., WR.....10
De'Mornay Pierson-El, So., WR.....6
Jamal Turner, Sr., WR.....6
Sam Cotton, Jr., TE.....5
Andy Janovich, Sr., FB.....5
Sam Burtch, Sr., WR.....2
Ryne Reeves, Sr., C.....2
Dylan Utter, Sr., OG2
Brandon Reilly, Jr., WR.....1
Trey Foster, Jr., TE1
Chongo Kondolo, Sr., OG1
Nick Gates, RFr., OT1
Terrell Newby, Jr., LB1
David Sutton, Sr., TE.....1
Lane Hovey, Jr., WR.....1

DEFENSE

DEFENSIVE END

90 Greg McMullen, 6-3, 280, Jr.
91 Freedom Akinmoladun, 6-4, 255, Fr.
45 A.J. Natter, 6-5, 250, So.

DEFENSIVE TACKLE

7 Maliek Collins, 6-2, 300, Jr.
55 Kevin Maurice, 6-3, 280, Jr.
78 Givens Price, 6-4, 310, Sr.

DEFENSIVE TACKLE

98 Vincent Valentine, 6-3, 320, Jr.
92 Kevin Williams, 6-2, 275, Sr.
44 Mick Stoltenberg, 6-5, 265, RFr.

DEFENSIVE END

95 Jack Gangwish, 6-2, 265, Sr.
88 Ross Dzuris, 6-3, 250, Jr.
17 Sedrick King, 6-4, 240, RFr.

LINEBACKER

15 Michael Rose-Ivey, 5-11, 240, Jr.
12 Luke Gifford, 6-3, 215, RFr.
56 Brad Simpson, 6-0, 225, Jr.

LINEBACKER

52 Josh Banderas, 6-2, 235, Jr.
49 Chris Weber, 6-3, 220, So.
43 Tyrin Ferguson, 6-2, 220, Fr.

LINEBACKER

5 Dedrick Young, 6-1, 220, Fr.
3 Marcus Newby, 6-1, 235, So.

CORNERBACK

23 Daniel Davie, 6-1, 190, Sr.
2 Trai Mosley, 5-10, 170, RFr.
11 Boaz Joseph, 6-1, 190, So.

SAFETY

28 Byerson Cockrell, 6-0, 185, Sr.
24 Aaron Williams, 5-11, 185, Fr.
21 Charles Jackson, 5-11, 180, Jr.

SAFETY

25 Nate Gerry, 6-2, 205, Jr.
27 Kieron Williams, 6-0, 190, So.
16 Antonio Reed, 6-2, 200, Fr.

CORNERBACK

14 Jonathan Rose, 6-1, 195, Sr. **-OR-**
10 Joshua Kalu, 6-1, 185, So.
8 Chris Jones, 6-0, 180, So.

DEFENSIVE CAREER STARTS

Vincent Valentine, Jr., DT18
Nate Gerry, Jr., S17
Maliek Collins, Jr., DT15
Daniel Davie, Sr., CB14
Greg McMullen, Jr., DE.....14
Josh Banderas, Jr., LB11
Michael Rose-Ivey, Jr., LB7
Byerson Cockrell, Sr., DB7
Jack Gangwish, Sr., DE.....4
Joshua Kalu, So., DB.....3
Givens Price, Sr., DT3*
Kevin Williams, Sr., DT2
Aaron Williams, Fr., S1
Dedrick Young, Fr., LB.....1

*Price's three starts came on the OL

SPECIAL TEAMS

PLACE-KICKER

34 Drew Brown, 5-11, 180, So.
26 Jamie Sutcliffe, 6-2, 190, Jr.
95 Spencer Lindsay, 5-9, 205, Jr.

PUNTER

27 Sam Foltz, 6-1, 200, Jr.
9 Tyson Broekemeier, 6-1, 200, Sr.

LONG SNAPPER

40 Jordan Ober, 6-1, 200, Fr.
92 Chase Urbach, 6-3, 200, Fr.

HOLDER

27 Sam Foltz, 6-1, 200, Jr.
9 Tyson Broekemeier, 6-1, 200, Sr.

KICKOFFS

34 Drew Brown, 5-11, 180, So.
26 Jamie Sutcliffe, 6-2, 190, Jr.
95 Spencer Lindsay, 5-9, 205, Jr.

KICK RETURNER

34 Terrell Newby, 5-10, 200, Jr.
21 Mikale Wilbon, 5-8, 190, RFr.
10 Jamal Turner, 6-1, 190, Sr.

PUNT RETURNER

1 Jordan Westerkamp, 6-0, 195, Jr.
10 Jamal Turner, 6-1, 190, Sr.

INJURED

15 De'Mornay Pierson-El, So., WR/PR

SPECIAL TEAMS CAREER STARTS

Sam Foltz, Jr., P.....27
Drew Brown, So., PK.....14

HUSKER NUMERICAL ROSTER

No.	Name	Pos.
1	Jordan Westerkamp	WR
2	Zack Darlington	QB
2	Trai Mosley	DB
2	Jordan Stevenson	LB
3	Lavan Alston	WR
3	Marcus Newby	LB
4	Avery Anderson	DB
4	Tommy Armstrong Jr.	QB
5	Dedrick Young	LB
6	AJ Bush	QB
6	Eric Lee Jr.	DB
7	Taariq Allen	WR
7	Maliek Collins	DT
8	Chris Jones	DB
8	Stanley Morgan Jr.	WR
9	Tyson Broekemeier	QB
9	Sam Burtch	WR
9	DaiShon Neal	DE
10	Joshua Kalu	DB
10	Jamal Turner	WR
11	Cethan Carter	TE
11	Boaz Joseph	DB
12	Luke Gifford	LB
13	Lane Hovey	WR
13	Adrienne Talan	LB
14	Jonathan Rose	CB
15	De'Mornay Pierson-El	WR
15	Michael Rose-Ivey	LB
16	Antonio Reed	S
17	Ryker Fyfe	QB
17	Sedrick King	DE
18	Mohamed Barry	LB
19	Joe Keels	DE
21	Charles Jackson	DB
21	Mikale Wilbon	LB
22	Devine Ozigbo	LB
22	Anthony Ridder	DB
23	Daniel Davie	CB
23	Austin Rose	LB
24	Aaron Williams	DB
25	Nate Gerry	S
25	Blake Holtmeier	WR
26	Thomas Connely	LB
26	Brady Pelzer	WR
26	Jamie Sutcliffe	PK
27	Sam Foltz	P
27	Noah Johnson	LB
27	Kieron Williams	S
28	Byerson Cockrell	DB
28	Adam Taylor	LB
29	Nolan Graham	DB
29	Graham Nabity	LB
30	Bo Kitrell	FB
31	Conor Young	WR
32	Imani Cross	LB
32	Alex Davis	DE
33	Christian Bailey	WR
33	Garrett McKay	LB
34	Drew Brown	PK
34	Terrell Newby	LB
35	Andy Janovich	FB
36	Reid Karel	DB
37	Noah Lazaro	LB
37	Wyatt Mazour	LB
38	Harrison Jordan	FB
39	Jordan Nelson	LB
40	Ty Betka	WR
40	Jordan Ober	LS

2015 NEBRASKA CORNHUSKER ALPHABETICAL ROSTER

No.	Name	Pos.	Ht.	Wt.	Yr.	Hometown (High School/College)
91	Akinmoladun, Freedom	DE	6-4	255	RFr.	Grandview, Mo. (Grandview)
7	Allen, Taariq	WR	6-3	200	Sr.	Weston, Mass. (The Rivers School)
3	Alston, Lavan	WR	6-0	175	Fr.	Oxnard, Calif. (St. Bonaventure)
4	Anderson, Avery	DB	6-0	175	Fr.	Surprise, Ariz. (Pine Creek, Colorado Springs, Colo.)
75	Anderson, Fyn	DL	6-3	260	Fr.	Lincoln, Neb. (Southeast)
4	Armstrong Jr., Tommy	QB	6-1	220	Jr.	Cibola, Texas (Steele)
33	Bailey, Christian	WR	5-11	205	So.	San Clemente, Calif.
52	Banderas, Josh	LB	6-2	235	Jr.	Lincoln, Neb. (Southwest)
74	Barnett, Jalin	OL	6-4	310	Fr.	Lawton, Okla. (Lawton)
18	Barry, Mohamed	LB	6-1	215	Fr.	Grayson, Ga. (Grayson)
40	Betka, Ty	WR	5-7	165	Jr.	Superior, Neb. (Superior/Drake)
53	Boryca, Alex	LB	6-2	220	RFr.	Cozad, Neb. (Cozad)
9	Broekemeier, Tyson	QB	6-1	200	Sr.	Aurora, Neb. (Aurora)
34	Brown, Drew	PK	5-11	180	So.	Southlake, Texas (Southlake Carroll)
51	Brugmann, Jared	LB	6-2	225	Fr.	Gretna, Neb. (Gretna)
9	Burtch, Sam	WR	6-3	200	Sr.	Murdock, Neb. (Elmwood-Murdock)
6	Bush, AJ	QB	6-3	220	RFr.	Alpharetta, Ga. (Norcross)
11	Carter, Cethan	TE	6-4	240	Jr.	New Orleans, La. (Archbishop Rummel)
43	Classen, Brett	WR	6-2	205	So.	Medina, Minn. (Wayzata/Winona State)
59	Cleveland, Brody	LB	6-2	210	Fr.	Ogallala, Neb. (Ogallala)
28	Cockrell, Byerson	DB	6-0	185	Sr.	Columbus, Miss. (Columbus/East Mississippi CC)
7	Collins, Maliek	DT	6-2	300	Jr.	Kansas City, Mo. (Center)
26	Connely, Thomas	LB	5-11	205	RFr.	Kearney, Neb. (Kearney Catholic)
62	Conrad, Cole	OL	6-5	290	RFr.	Fremont, Neb. (Archbishop Bergan)
84	Cotton, Sam	TE	6-4	250	Jr.	Lincoln, Neb. (Southeast)
32	Cross, Imani	IB	6-1	230	Sr.	Gainesville, Ga. (North Hall)
2	Darlington, Zack	QB	6-2	205	RFr.	Apopka, Fla. (Apopka)
23	Davie, Daniel	CB	6-1	190	Sr.	Beatrice, Neb. (Beatrice)
32	Davis, Alex	DE	6-5	230	Fr.	Riviera Beach, Fla. (Dwyer)
96	Davis, Carlos	DL	6-2	265	Fr.	Blue Springs, Mo. (Blue Springs)
94	Davis, Khalil	DL	6-2	265	Fr.	Blue Springs, Mo. (Blue Springs)
79	Decker, Michael	OL	6-4	285	Fr.	Omaha, Neb. (North)
88	Dzuris, Ross	DE	6-3	250	Jr.	Plattsmouth, Neb. (Plattsmouth)
48	Evans, Erik	DE	6-3	255	So.	Waverly, Neb. (Waverly)
63	Farmer, Tanner	OL	6-4	310	RFr.	Highland, Ill. (Highland)
43	Ferguson, Tyrin	LB	6-2	220	Fr.	New Orleans, La. (Edna Karr)
59	Finnin, Matt	OL	6-7	305	Sr.	Crete, Ill. (Monee/College of DuPage)
27	Foltz, Sam	P	6-1	200	Jr.	Greeley, Neb. (Grand Island)
67	Foster, Jerald	OL	6-3	310	RFr.	Lincoln, Neb. (Southeast)
42	Foster, Trey	TE	6-1	245	Jr.	Lincoln, Neb. (Southeast)
51	Freudenburg, Ryan	OL	6-5	305	RFr.	Norfolk, Neb. (Lutheran-Northeast)
17	Fyfe, Ryker	QB	6-2	210	Jr.	Grand Island, Neb. (Grand Island)
95	Gangwish, Jack	DE	6-2	265	Sr.	Wood River, Neb. (Wood River)
68	Gates, Nick	OL	6-5	290	RFr.	Las Vegas, Nev. (Bishop Gorman)
56	Gaylord, Christian	OL	6-6	275	Fr.	Baldwin City, Kan. (Baldwin City)
25	Gerry, Nate	S	6-2	205	Jr.	Sioux Falls, S.D. (Washington)
12	Gifford, Luke	LB	6-3	215	RFr.	Lincoln, Neb. (Southeast)
29	Graham, Nolan	DB	5-11	200	RFr.	Firth, Neb. (Norris)
73	Hahn, Sam	OL	6-6	300	Jr.	DeWitt, Neb. (Tri-County/North Dakota State)
72	Hannon, Zach	OL	6-5	305	So.	Kansas City, Mo. (Rockhurst)
49	Hemphill, Austin	FB	6-0	220	Fr.	Gretna, Neb. (Gretna)
25	Holtmeier, Blake	WR	6-2	200	RFr.	Kearney, Neb. (Kearney Catholic)
88	Hoppes, Tyler	TE	6-4	240	So.	Lincoln, Neb. (Southwest/Wayne State)
13	Hovey, Lane	WR	6-4	205	Jr.	Adel, Iowa (Adel-Desoto-Minburn)
21	Jackson, Charles	DB	5-11	180	Jr.	Spring, Texas (Klein Collins)
35	Janovich, Andy	FB	6-1	230	Sr.	Gretna, Neb. (Gretna)
47	Jarzynka, Matt	DE	6-4	240	RFr.	Loup City, Neb. (Loup City)
50	Johns, Garret	DL	6-0	280	Jr.	Aurora, Neb. (Aurora)
27	Johnson, Noah	IB	6-0	195	Fr.	Sutton, Neb. (Sutton)
76	Johnson Jr., Dwayne	OL	6-6	280	So.	Houston, Texas (Bellaire)
8	Jones, Chris	DB	6-0	180	So.	Jacksonville, Fla. (Sandawood)
38	Jordan, Harrison	FB	5-10	230	So.	Omaha, Neb. (Westside)
11	Joseph, Boaz	DB	6-1	190	So.	Weston, Fla. (Cypress Bay)
10	Kalu, Joshua	DB	6-1	185	So.	Houston, Texas (Alief Taylor)
36	Karel, Reid	DB	6-3	190	Fr.	Seward, Neb. (Seward)
19	Keels, Joe	DE	6-3	265	Sr.	Kenosha, Wis. (Bradford/Highland CC)
89	Ketter, Connor	TE	6-5	245	So.	Norfolk, Neb. (Norfolk Catholic)
17	King, Sedrick	DE	6-4	240	RFr.	Plant City, Fla. (Plant City)
30	Kitrell, Bo	FB	6-1	225	RFr.	Ashland, Neb. (Ashland-Greenwood)
77	Knevel, David	OL	6-9	310	So.	Brantford, Ontario, Canada (Pauline S. Johnson Collegiate)
42	Koley, Creighton	DB	6-0	180	RFr.	Omaha, Neb. (Skutt Catholic)
70	Kondolo, Chongo	OL	6-4	300	Sr.	Carrollton, Texas (Creekview/Fresno City College)
37	Lazaro, Noah	LB	6-2	225	Fr.	Lincoln, Neb. (Southwest)
6	Lee Jr., Eric	DB	6-0	180	Fr.	Milton, Mass. (Valor Christian, Colo.)
71	Lewis, Alex	OL	6-6	290	Sr.	Tempe, Ariz. (Mountain Pointe/Colorado)
95	Lindsay, Spencer	PK	5-9	205	Jr.	Kearney, Neb. (Kearney)


75	Long, Chris	OL	6-4	300	Sr.	Blair, Neb. (Blair)
58	Lopez, Joel	DL	6-2	260	So.	Saint Charles, Ill. (Burlington Central)
55	Maurice, Kevin	DT	6-3	280	Jr.	Orlando, Fla. (Freedom)
37	Mazour, Wyatt	IB	5-9	190	Fr.	Albion, Neb. (Boone Central)
44	McCann, Mitch	FB	6-0	235	Jr.	Omaha, Neb. (Burke)
33	McKay, Garrett	LB	6-0	210	Jr.	Anaheim Hills, Calif. (Santa Ana College/Servite)
90	McMullen, Greg	DE	6-3	280	Jr.	Akron, Ohio (Hoban)
41	McNitt, Luke	TE	6-2	240	So.	Kearney, Neb. (Kearney/Nebraska-Kearney)
82	Moore, Alonzo	WR	6-2	195	Jr.	Winnfield, La. (Winnfield Senior)
8	Morgan Jr., Stanley	WR	6-0	185	Fr.	New Orleans, La. (St. Augustine)
2	Mosley, Trai	DB	5-10	170	RFr.	Pflugerville, Texas (Hendrickson)
29	Nabity, Graham	IB	6-0	210	Jr.	Omaha, Neb. (Elkhorn)
45	Natter, A.J.	DE	6-5	250	So.	Milton, Wis. (Milton)
9	Neal, DaiShon	DE	6-7	250	Fr.	Omaha, Neb. (Central)
39	Nelson, Jordan	IB	5-7	180	Jr.	Omaha, Neb. (Burke)
3	Newby, Marcus	LB	6-1	235	So.	North Potomac, Md. (Quince Orchard)
34	Newby, Terrell	IB	5-10	200	Jr.	Los Angeles, Calif. (Chaminade)
99	Newell, Peyton	DL	6-3	270	RFr.	Hiawatha, Kan. (Hiawatha)
40	Ober, Jordan	LS	6-1	200	Fr.	Las Vegas, Nev. (Bishop Gorman)
76	Owen, Dylan	DL	6-5	235	RFr.	Westchester, N.Y. (Somers/Bridgton Academy)
22	Ozigbo, Devine	IB	5-11	225	Fr.	Sachse, Texas (Sachse)
54	Painter, Robby	OL	6-4	290	Jr.	Centennial, Colo. (Grandview)
26	Pelzer, Brady	WR	5-11	180	RFr.	Bellevue, Neb. (Bellevue East)
15	Pierson-El, De'Mornay	WR	5-9	185	So.	Alexandria, Va. (West Potomac)
54	Poppen, Garrett	LB	6-1	215	RFr.	Giltner, Neb. (Giltner)
78	Price, Givens	DT	6-4	310	Sr.	Houston, Texas (Alief Taylor)
48	Rahn, Gabe	WR	6-1	190	So.	Le Mars, Iowa (Le Mars)
97	Rath, Logan	DT	6-4	280	Jr.	Giltner, Neb. (Giltner/South Dakota State)
16	Reed, Antonio	S	6-2	200	Fr.	Memphis, Tenn. (Southaven [Miss.])
65	Reeves, Ryne	OL	6-3	300	Sr.	Crete, Neb. (Crete)
87	Reilly, Brandon	WR	6-1	195	Jr.	Lincoln, Neb. (Southwest)
45	Reimers, Bryan	TE	6-5	210	RFr.	Lincoln, Neb. (East)
22	Ridder, Anthony	DB	6-2	205	Sr.	West Point, Neb. (Central Catholic)
23	Rose, Austin	IB	6-1	215	RFr.	Lincoln, Neb. (North Star)
14	Rose, Jonathan	CB	6-1	195	Sr.	Leeds, Ala. (Leeds/Auburn)
15	Rose-Ivey, Michael	LB	5-11	240	Jr.	Kansas City, Mo. (Rockhurst)
56	Simpson, Brad	LB	6-0	225	Jr.	Omaha, Neb. (Ralston)
85	Snyder, Matt	TE	6-5	245	Fr.	San Ramon, Calif. (California)
57	Sterup, Zach	OL	6-8	320	Sr.	Hastings, Neb. (Hastings St. Cecilia)
2	Stevenson, Jordan	IB	5-9	205	Fr.	Dallas, Texas (South Oak Cliff)
44	Stoltenberg, Mick	DL	6-5	265	RFr.	Gretna, Neb. (Gretna)
26	Sutcliffe, Jamie	PK	6-2	190	Jr.	Thousand Oaks, Calif. (Thousand Oaks/Utah/Pierce College)
86	Sutton, David	TE	6-3	255	Sr.	Lincoln, Neb. (Southeast)
13	Talan, Adrienne	LB	6-1	200	Fr.	Davie, Fla. (Flanagan)
28	Taylor, Adam	IB	6-2	210	So.	Katy, Texas (Katy)
55	Thurston, Paul	OL	6-5	295	Jr.	Arvada, Colo. (Arvada West)
10	Turner, Jamal	WR	6-1	190	Sr.	Arlington, Texas (Sam Houston)
92	Urbach, Chase	LS	6-3	200	Fr.	Grosse Pointe, Mich. (Grosse Pointe South)
66	Utter, Dylan	OL	6-1	285	Jr.	Papillion, Neb. (Papillion-La Vista)
98	Valentine, Vincent	DT	6-3	320	Jr.	Edwardsville, Ill. (Edwardsville)
49	Weber, Chris	LB	6-3	220	So.	Omaha, Neb. (Elkhorn)
57	Weinmaster, Jacob	LB	6-0	200	Fr.	Loveland, Colo. (Loveland)
1	Westerkamp, Jordan	WR	6-0	195	Jr.	Lombard, Ill. (Montini Catholic)
58	Whitaker, Corey	OL	6-4	290	Jr.	Murrieta, Calif. (Vista Murrieta)
21	Wilbon, Mikale	IB	5-8	190	RFr.	Chicago, Ill. (De La Salle Institute)
24	Williams, Aaron	DB	5-11	185	Fr.	Atlanta, Ga. (Carver)
92	Williams, Kevin	DT	6-2	275	Sr.	Holland, Ohio (Springfield)
27	Williams, Kieron	S	6-0	190	So.	Shreveport, La. (C.E. Byrd/Air Force Prep)
31	Young, Conor	WR	6-1	170	Fr.	Cozad, Neb. (Cozad)
5	Young, Dedrick	LB	6-1	220	Fr.	Peoria, Ariz. (Centennial)

PRONUNCIATION GUIDE

Freedom Akinmoladun..... ackin-MOLA-dune
 Taariq Allen Tuh-REAK
 Josh Banderas BAN-dair-us
 Jared Blum BLOOM
 Alex Boryca bur-ITS-kuh
 Tyson Broekemeier..... BROCK-meyer
 Cethan Carter..... SEETH-un
 Imani Cross ih-MAHN-ee
 Ross Dzuris Duh-zuhr-iss
 Ryan Freudenburg..... fried-EN-burg
 Nate Gerry..... Gary
 Sam Hahn HAWN
 Tyler Hoppes..... HOP-iss
 Lane Hovey..... HUV-ee
 Andy Janovich JAN-oh-vitch
 Matt Jarzynka Jar-ZINK-uh
 Boaz Joseph BOSE

Joshua Kalu Kuh-loo
 Reid Karel Carol
 Bo Kitrell Kit-trul
 David Knevel NEV-ull
 Chongo Kondolo..... CHONG-go CON-DOUGH-low
 Wyatt Mazour Ma-zoo-er
 Trai Mosley Tray
 Graham Nabity..... nab-itt-ee
 DaiShon Neal DAY-shawn
 Terrell Newby TAIR-ul
 Devine Ozigbo OH-zig-bo
 Gabe Rahn RAWN
 Ryne Reeves Rhine
 Bryan Reimers..... Rhyme-ers
 Zach Sterup STIR-up
 Kieron Williams..... KYE-run
 Dedrick Young..... DEAD-rik

41	Luke McNitt.....	TE
42	Trey Foster.....	TE
42	Creighton Koley.....	DB
43	Brett Classen.....	WR
43	Tyrin Ferguson.....	LB
44	Mitch McCann.....	FB
44	Mick Stoltenberg.....	DL
45	A.J. Natter.....	DE
45	Bryan Reimers.....	TE
47	Matt Jarzynka.....	DE
48	Erik Evans.....	DE
48	Gabe Rahn.....	WR
49	Austin Hemphill.....	FB
49	Chris Weber.....	LB
50	Garret Johns.....	DL
51	Jared Brugmann.....	LB
51	Ryan Freudenburg.....	OL
52	Josh Banderas.....	LB
53	Alex Boryca.....	LB
54	Robby Painter.....	OL
54	Garrett Poppen.....	LB
55	Kevin Maurice.....	DT
55	Paul Thurston.....	OL
56	Christian Gaylord.....	OL
56	Brad Simpson.....	LB
57	Zach Sterup.....	OL
57	Jacob Weinmaster.....	LB
58	Joel Lopez.....	DL
58	Corey Whitaker.....	OL
59	Brody Cleveland.....	LB
59	Matt Finnin.....	OL
62	Cole Conrad.....	OL
63	Tanner Farmer.....	OL
65	Ryne Reeves.....	OL
66	Dylan Utter.....	OL
67	Jerald Foster.....	OL
68	Nick Gates.....	OL
70	Chongo Kondolo.....	OL
71	Alex Lewis.....	OL
72	Zach Hannon.....	OL
73	Sam Hahn.....	OL
74	Jalin Barnett.....	OL
75	Fyn Anderson.....	DL
75	Chris Long.....	OL
76	Dwayne Johnson Jr.....	OL
76	Dylan Owen.....	DL
77	David Knevel.....	OL
78	Givens Price.....	OL
79	Michael Decker.....	OL
82	Alonzo Moore.....	WR
84	Sam Cotton.....	TE
85	Matt Snyder.....	TE
86	David Sutton.....	TE
87	Brandon Reilly.....	WR
88	Ross Dzuris.....	DE
88	Tyler Hoppes.....	TE
89	Connor Ketter.....	TE
90	Greg McMullen.....	DE
91	Freedom Akinmoladun.....	DE
92	Chase Urbach.....	LS
92	Kevin Williams.....	DT
94	Khalil Davis.....	DL
95	Jack Gangwish.....	DE
95	Spencer Lindsay.....	PK
96	Carlos Davis.....	DL
97	Logan Rath.....	DL
98	Vincent Valentine.....	DT
99	Peyton Newell.....	DL



#1 JORDAN WESTERKAMP • Jr. • WR

LOMBARD, ILL.
MONTINI CATHOLIC HS

CAREER STATS

Year	G/S	No.	Yds.	Y/R	Y/G	Long	TDs
2012			Redshirt				
2013	13/1	20	283	14.1	23.6	49 vs. Northwestern	1
2014	13/9	44	747	17.0	57.5	70 at Fresno State	5
2015	1/0	7	107	15.3	10.7	21 vs. BYU	1
Totals	27/10	71	1,137	16.0	42.1	70 at Fresno State	7

CAREER HONORS

- » 2015 Team Captain
- » Academic All-Big Ten (2013, 2014)
- » Big Ten All-Freshman Team (BTN, 2013)
- » Big Ten Freshman of the Week (vs. NW, 2013)
- » Three-Time Nebraska Scholar-Athlete Honor Roll
- » ESPN College Football Play of the Year (Reception vs. Florida Atlantic, 2014)
- » Sports Science Newton Award for Outstanding Reaction (2015)
- » Brook Berringer Citizenship Team (2015)
- » Tom Osborne Citizenship Team (2015)

CAREER SINGLE-GAME HIGHS

- » Receptions – 9 at Michigan State (2014)
- » Receiving Yards – 158 at Michigan State (2014)
- » Touchdowns – 1 seven times

2015 SINGLE-GAME HIGHS

- » Receptions – 7 vs. BYU
- » Receiving Yards – 107 vs. BYU
- » Touchdowns – 1 vs. BYU

2015 SEASON NOTES

- » Against BYU he increased his career receiving yardage total to 1,137 moving him up from 23rd to 15th on the NU career receiving yardage list.
- » Westerkamp's seven receptions increased his career total to 71 moving him from 24th to a tie for 17th with Cory Ross on the Nebraska career receptions list.

2015 GAME-BY-GAME

Opponent	Rec.	Yds	TD	Lg
BYU	7	107	1	21
South Alabama	0	0	0	0
at Miami	0	0	0	0
Southern Miss	0	0	0	0
at Illinois	0	0	0	0
Wisconsin	0	0	0	0
at Minnesota	0	0	0	0
Northwestern	0	0	0	0
at Purdue	0	0	0	0
Michigan State	0	0	0	0
at Rutgers	0	0	0	0
Iowa	0	0	0	0
Totals	7	107	1	21



#2 TRAI MOSLEY • RFr. • CB

PFLUGERVILLE, TEXAS
HENDRICKSON HS

CAREER STATS

Year	G/S	Tackles				Fum.	QB
		UT	AT	TT	TFL	Sacks	Hry.
2014							
2015	1/0	0	0	0	0	0.0-0	0
Totals	1/0	0	0	0	0	0.0-0	0

2015 SEASON NOTES

»

2015 SINGLE-GAME HIGHS

- » Tackles – 0
- » Tackles for Loss – 0
- » Pass Breakups – 0
- » Interceptions – 0



#3 MARCUS NEWBY • So. • LB

NORTH POTOMAC, MD.
QUINCE ORCHARD HS

CAREER STATS

Year	G/S	Tackles				Fum.	QB
		UT	AT	TT	TFL	Sacks	Hry.
2013							
2014	9/0	1	2	3	1-9	1.0-9	2
2015	0/0	0	0	0	0	0.0-0	0
Totals	9/0	1	2	3	1-9	1.0-9	2

CAREER HONORS

- » Nebraska Scholar-Athlete Honor Roll (Spring, 2015)
- » Brook Berringer Citizenship Team (2015)
- » Tom Osborne Citizenship Team (2015)

2015 SEASON NOTES

»

CAREER SINGLE-GAME HIGHS

- » Tackles – 1 (Fresno St., Miami, Northwestern in 2014)
- » Tackles for Loss – 1 at Fresno State (2014)
- » Sacks – 1 at Fresno State (2014)
- » QB Hurries – 2 at Fresno State (2014)

2015 SINGLE-GAME HIGHS

- » Tackles – 0
- » Tackles for Loss – 0
- » Sacks – 0

#4 **TOMMY ARMSTRONG JR. • Jr. • QB**CIBOLO, TEXAS
STEELE HS**CAREER STATS****Passing**

Year	G/GS	Comp-Att-Int	Pct.	Yds.	Y/G	LP	TD	Eff.R.
2012								
2013	9/8	68-131-8	51.9	966	107.3	99	9	124.31
2014	13/13	184-345-12	53.3	2,695	207.3	73	22	133.04
2015	1/1	24-41-1	58.5	319	319.0	27	3	143.16
Totals	23/22	276-517-21	53.4	3,980	173.0	99	34	131.63

Rushing

Year	G/S	Att.	Gain	Loss	Net	Y/A	Y/G	Long	TDs
2012									
2013	9/8	67	277	75	202	3.0	22.4	24 vs. Georgia	2
2014	13/13	145	842	137	705	4.9	54.2	42 vs. McNeese St.	6
2015	1/1	9	31	29	2	0.2	2.0	15 vs. BYU	0
Totals	23/22	221	1,150	241	909	4.1	39.5	42 vs. McNeese St.	8

CAREER HONORS

- » 2015 Team Captain
- » Honorable-Mention Big Ten All-Freshman Team (BTN, 2013)
- » Big Ten Freshman of the Week (vs. Michigan, 2013)
- » Longest Pass in NU History and NCAA Bowl History (99 yards vs. Georgia, 2014 Gator Bowl)
- » Nebraska Scholar-Athlete Honor Roll (Fall, 2012)
- » Nebraska Sophomore Record Holder - Passing Yards, Passing TDs, Total Off.
- » Nebraska Bowl Game Record Holder - Passing Yards, Passing TDs, Pass Completions, Pass Attempts, Total Offense (2014 Holiday Bowl vs. USC)

2015 GAME-BY-GAME

	----- Passing -----					----- Rushing -----			
Opponent	Comp-Att-Int	Yds	TD	Lg	No.	Yds	TD	Lg	
BYU	24-41-1	319	3	27	9	2	0	15	
South Alabama	0-0-0	0	0	0	0	0	0	0	
at Miami	0-0-0	0	0	0	0	0	0	0	
Southern Miss	0-0-0	0	0	0	0	0	0	0	
at Illinois	0-0-0	0	0	0	0	0	0	0	
Wisconsin	0-0-0	0	0	0	0	0	0	0	
at Minnesota	0-0-0	0	0	0	0	0	0	0	
Northwestern	0-0-0	0	0	0	0	0	0	0	
at Purdue	0-0-0	0	0	0	0	0	0	0	
Michigan State	0-0-0	0	0	0	0	0	0	0	
at Rutgers	0-0-0	0	0	0	0	0	0	0	
Iowa	0-0-0	0	0	0	0	0	0	0	
Totals	24-41-1	319	3	27	9	2	0	15	

CAREER SINGLE-GAME HIGHS**Passing**

- » Attempts – 51 vs. USC (2014 Holiday Bowl)
- » Completions – 32 vs. USC (2014 Holiday Bowl)
- » Yards – 381 vs. USC (2014 Holiday Bowl)
- » Touchdowns – 4 at Iowa (2014)

Rushing

- » Rushes – 20 at Wisconsin (2014)
- » Yards – 131 vs. McNeese State (2014)
- » Touchdowns – 1 eight times
- » Long Rush – 42 yards vs. McNeese State (2014)
- » Total Offense – 422 vs. USC (2014 Holiday Bowl)

2015 SEASON NOTES

- » Armstrong's 319 passing yards against BYU were the second-highest total of his career trailing only his 381 passing yards against USC in the Holiday Bowl.
- » Against BYU, Armstrong increased his career passing total to 3,980, moving him within 20 yards of becoming Nebraska's seventh 4,000-yard career passer. Armstrong's three touchdown passes increased his career total to 34 moving him into a tie with Turner Gill for sixth place on the NU career passing touchdown list.

2015 SINGLE-GAME HIGHS**Passing**

- » Attempts – 41 vs. BYU
- » Completions – 24 vs. BYU
- » Yards – 319 vs. BYU
- » Touchdowns – 3 vs. BYU

Rushing

- » Rushes – 9 vs. BYU
- » Yards – 2 vs. BYU
- » Touchdowns – 0
- » Long Rush – 15 vs. BYU
- » Total Offense – 321 vs. BYU

#5 **DEDRICK YOUNG • Fr. • LB**PEORIA, ARIZ.
CENTENNIAL HS**CAREER STATS**

Year	G/S	Tackles					Fum.			QB
		UT	AT	TT	TFL	Sacks	C-R	BK	PBU	
2015	1/1	4	3	7	0	0.0-0	0-0	0	0	0
Totals	1/1	4	3	7	0	0.0-0	0-0	0	0	0

CAREER HONORS

- » Nebraska Scholar-Athlete Honor Roll (Spring, 2015)

2015 SEASON NOTES

- » Joined Aaron Williams as just the fourth and fifth Nebraska true freshmen to start a season opener since World War II, joining Ralph Brown (1996), Terrence Nunn (2004) and Tyler Moore (2011). Young is also just the fourth true freshman linebacker to start any game since Nebraska changed to a 4-3 defense in 1993. Other true freshman to start at linebacker include Josh Banderas (2013), Nate Gerry (2013) and Matt Holt (2008).

2015 SINGLE-GAME HIGHS

- » Tackles - 7 vs. BYU
- » Tackles for Loss – 0
- » Sacks – 0

#7 **TAARIQ ALLEN • Sr. • WR**WESTON, MASS.
THE RIVERS SCHOOL**CAREER STATS**

Year	G/S	No.	Yds.	Y/R	Y/G	Long	TDs
2011							
2012	8/0	2	11	5.5	1.4	8 at Northwestern	1
2013	10/0	3	22	7.3	2.2	8 vs. Michigan State	0
2014	13/0	8	73	9.1	6.1	34 at Iowa	1
2015	1/0	0	0	0.0	0.0		0
Totals	32/0	13	106	8.2	3.4	34 at Iowa	2

CAREER HONORS

- » Academic All-Big Ten (2012, 2013)
- » Four-Time Nebraska Scholar-Athlete Honor Roll
- » Pat Clare Award (2013)

2015 SEASON NOTES

»

CAREER SINGLE-GAME HIGHS

- » Receptions – 3 vs. Michigan State (2013), vs. McNeese State, Michigan State (2014)
- » Receiving Yards – 34 at Iowa (2014)
- » Long Reception – 34 at Iowa (2014)
- » Touchdowns – 1 at Northwestern (2012); at Iowa (2014)

2015 SINGLE-GAME HIGHS

- » Receptions - 0
- » Receiving Yards – 0
- » Touchdowns – 0



#7 MALIEK COLLINS • Jr. • DT

KANSAS CITY, MO.
CENTER HS

CAREER STATS

Year	G/S	(-----Tackles-----)					Fum.		QB		
		UT	AT	TT	TFL	Sacks	C-R	BK	PBU	INT	Hry.
2013	2/1	6	6	12	2-10	1.0-10	1-0	0	0	0	0
2014	13/13	17	28	45	14-47	4.5-33	0-0	0	0	0	13
2015	1/1	0	1	1	0	0.0-0	0-0	0	0	0	1
Totals	16/15	23	35	58	16-57	5.5-43	1-0	0	0	0	14

CAREER SINGLE-GAME HIGHS

- » Tackles – 7 twice
- » Tackles for Loss – 3 vs. Rutgers
- » Sacks – 1.0 five times

2015 SINGLE-GAME HIGHS

- » Tackles – 1 vs. BYU
- » Tackles for Loss – 0
- » Sacks – 0

CAREER HONORS

- » Nebraska Team Captain (2015)
- » Athlon's Third-Team Preseason All-American (2015)
- » 2015 Preseason First-Team All-Big Ten (Athlon's, Sporting News)
- » 2015 Lombardi Award Watch List (1-of-175)
- » Second-Team All-Big Ten (Coaches, 2014)
- » Honorable-Mention All-Big Ten (Media, 2014)
- » Academic All-Big Ten (2014)
- » Nebraska Defensive Co-MVP (2014)
- » Nebraska Scholar-Athlete Honor Roll (Spring, 2015)
- » Brook Berringer Citizenship Team (2015)
- » Tom Osborne Citizenship Team (2015)

2015 SEASON NOTES

»

2015 GAME-BY-GAME

Opponent	--Tackles--		--Sacks--		FF-FR-Yds	Int-Yds	QBH	PBU
	UT-AT-TT	TFL-Yds	No-Yds	No-Yds				
BYU	0-1-1	0-0	0.0-0	0.0-0	0-0-0	0-0	1	0
South Alabama	0-0-0	0-0	0.0-0	0.0-0	0-0-0	0-0	0	0
at Miami	0-0-0	0-0	0.0-0	0.0-0	0-0-0	0-0	0	0
Southern Miss	0-0-0	0-0	0.0-0	0.0-0	0-0-0	0-0	0	0
at Illinois	0-0-0	0-0	0.0-0	0.0-0	0-0-0	0-0	0	0
Wisconsin	0-0-0	0-0	0.0-0	0.0-0	0-0-0	0-0	0	0
at Minnesota	0-0-0	0-0	0.0-0	0.0-0	0-0-0	0-0	0	0
Northwestern	0-0-0	0-0	0.0-0	0.0-0	0-0-0	0-0	0	0
at Purdue	0-0-0	0-0	0.0-0	0.0-0	0-0-0	0-0	0	0
Michigan State	0-0-0	0-0	0.0-0	0.0-0	0-0-0	0-0	0	0
at Rutgers	0-0-0	0-0	0.0-0	0.0-0	0-0-0	0-0	0	0
Iowa	0-0-0	0-0	0.0-0	0.0-0	0-0-0	0-0	0	0
Totals	0-1-1	0-0	0.0-0	0.0-0	0-0-0	0-0	1	0



#8 STANLEY MORGAN JR. • Fr. • WR

NEW ORLEANS, LA.
ST. AUGUSTINE HS

CAREER STATS

Year	G/S	No.	Yds.	Y/R	Y/G	Long	TDs
2015	1/0	2	19	9.5	19.0	14 vs. BYU	0
Totals	1/0	2	19	9.5	19.0		0

2015 SEASON NOTES

»

2015 SINGLE-GAME HIGHS

- » Receptions - 2 vs. BYU
- » Receiving Yards – 19 vs. BYU
- » Touchdowns – 0



#9 TYSON BROEKEMEIER • Sr. • P/QB

AURUOA NEB.
AURORA HS

CAREER STATS

Year	G/S	No.	Yds.	Avg.	Long	TB	I20	Blk.
2011								
			Redshirt					
2012	0/0	0	0	0	0	0	0	0
2013	0/0	0	0	0	0	0	0	0
2014	0/0	0	0	0	0	0	0	0
2015	1/0	2	81	40.5	48	0	1	0
Totals	1/0	2	81	40.5	48	0	1	0

CAREER HONORS

- » Nebraska Scholar-Athlete Honor Roll (Fall 2011, 2013, 2014; Spring 2014)
- » Brook Berringer Citizenship Team (2015)
- » Tom Osborne Citizenship Team (2015)

2015 GAME-BY-GAME

Opponent	No.	Yds	Avg	Lg	Blkd	TB	I20
BYU	2	81	40.5	48	0	0	1
South Alabama	0	0	0.0	0	0	0	0
at Miami	0	0	0.0	0	0	0	0
Southern Miss	0	0	0.0	0	0	0	0
at Illinois	0	0	0.0	0	0	0	0
Wisconsin	0	0	0.0	0	0	0	0
at Minnesota	0	0	0.0	0	0	0	0
Northwestern	0	0	0.0	0	0	0	0
at Purdue	0	0	0.0	0	0	0	0
Michigan State	0	0	0.0	0	0	0	0
at Rutgers	0	0	0.0	0	0	0	0
Iowa	0	0	0.0	0	0	0	0
Totals	2	81	40.5	48	0	0	1

2015 SEASON NOTES

- » Made Husker debut in season opener after two-year starter Sam Foltz left the game with an injury. Punted twice for 81 yards.

2015 SINGLE-GAME HIGHS

- » Long Punt – 48 vs. BYU
- » Single-Game Average – 40.5 vs. BYU
- » Punts Downed Inside Opponent 20 – 1 vs. BYU



#9 SAM BURTCH • Sr. • WR

MURDOCK, NEB.
ELMWOOD-MURDOCK HS

CAREER STATS

Year	G/S	No.	Yds.	Y/R	Y/G	Long	TDs
2011			Redshirt				
2012	4/0	0	0	0.0	0	none	0
2013	13/2	12	147	12.2	11.3	32 vs. Michigan State	3
2014			Injured—Did Not Play				
2015	0/0	0	0	0.0	0.0		0
Totals	17/2	12	147	12.2	8.6	32 vs. Michigan State	3

CAREER HONORS

- » Academic All-Big Ten (2012, 2013)
- » Seven-Time Nebraska Scholar-Athlete Honor Roll
- » Nebraska Walk-on of the Year (2013)
- » Brook Berringer Citizenship Team (2014, 2015)
- » Tom Osborne Citizenship Team (2014, 2015)
- » Nebraska Student-Athlete HERO Leadership Award (2014)

2015 SEASON NOTES

»

CAREER SINGLE-GAME HIGHS

- » Receptions – 5 vs. Michigan State (2013)
- » Receiving Yards – 83 vs. Michigan State (2013)
- » Touchdowns – 1 vs. Southern Miss, South Dakota State, Michigan State (2013)

2015 SINGLE-GAME HIGHS

- » Receptions – 0
- » Receiving Yards – 0
- » Touchdowns – 0



#10 JOSHUA KALU • So. • CB

HOUSTON, TEXAS
ALIEF TAYLOR HS

CAREER STATS

Year	G/S	UT	AT	TT	TFL	Sacks	C-R	BK	PBU	INT	Hry.
2014	13/2	20	7	27	1-1	0.0-0	2-1	0	3	1	1
2015	1/1	8	1	9	2-8	0.0-0	0-0	1	0	0	0
Totals	14/3	28	8	36	3-9	0.0-0	2-1	1	3	1	1

CAREER HONORS

- » Nebraska Scholar-Athlete Honor Roll (Spring, 2015)
- » Brook Berringer Citizenship Team (2015)
- » Tom Osborne Citizenship Team (2015)

2015 SEASON NOTES

»

CAREER SINGLE-GAME HIGHS

- » Tackles – 7 vs. Illinois (2014)
- » Tackles for Loss – 1 at Fresno State (2014)
- » Pass Breakups – 1 three times
- » Interceptions – 1 vs. Miami (2014)

2015 SINGLE-GAME HIGHS

- » Tackles – 9 vs. BYU
- » Tackles for Loss – 2 vs. BYU
- » Pass Breakups – 1 vs. BYU
- » Interceptions – 0



#10 JAMAL TURNER • Sr. • WR

ARLINGTON, TEXAS
SAM HOUSTON HS

CAREER STATS

Year	G/S	No.	Yds.	Y/R	Y/G	Long	TDs
2011	12/0	15	243	16.2	20.2	43 vs. Fresno State	0
2012	14/4	32	417	13.0	29.8	36 vs. Southern Miss	3
2013	8/0	13	102	7.8	12.8	17 vs. Wyoming	1
2014*	2/2	4	37	9.2	18.5	17 vs. McNeese State	0
2015	1/0	2	21	10.5	21.0	16 vs. BYU	0
Totals	37/6	66	820	12.4	22.3	43 vs. Fresno State	4

*-Medical Redshirt

CAREER HONORS

- » Nebraska Scholar-Athlete Honor Roll (Fall, 2011)
- » Big 12 Commissioner's Spring Academic Honor Roll (2011)
- » Jet Award Watch List (2013)

2015 SEASON NOTES

»

CAREER SINGLE-GAME HIGHS

- » Receptions – 6 vs. Minnesota (2012)
- » Yards – 89 at Wisconsin (2011)
- » Touchdowns – 1 four times (most recently vs. Wyoming in 2013)

2015 SINGLE-GAME HIGHS

- » Receptions – 2 vs. BYU
- » Receiving Yards – 21 vs. BYU
- » Touchdowns – 0



#11 CETHAN CARTER • Jr. • TE

NEW ORLEANS, LA.
ARCHBISHOP RUMMEL HS

CAREER STATS

Year	G/S	No.	Yds.	Y/R	Y/G	Long	TDs
2013	13/6	10	127	12.7	9.8	26 vs. S. Dakota St.	0
2014	9/8	6	98	16.3	10.9	34 at Iowa	1
2015	0/0	0	0	0.0	0.0		0
Totals	22/14	6	225	14.1	10.2	34 at Iowa	1

CAREER HONORS

- » Honorable-Mention Big Ten All-Freshman Team (BTN, 2013)

2015 SEASON NOTES

»

CAREER SINGLE-GAME HIGHS

- » Receptions – 2 five times
- » Receiving Yards – 48 at Iowa (2014)
- » Touchdowns – 1 at Fresno State (2014)

2015 SINGLE-GAME HIGHS

- » Receptions – 0
- » Receiving Yards – 0
- » Touchdowns – 0



#12 LUKE GIFFORD • RFr. • LB

LINCOLN, NEB.
SOUTHEAST HS

CAREER STATS

		(------Tackles-----)					Fum.				QB
Year	G/S	UT	AT	TT	TFL	Sacks	C-R	BK	PBU	INT	Hry.
2014		Redshirt									
2015	1/0	0	1	1	0	0.0-0	0-0	0	0	0	0
Totals	1/0	0	1	1	0	0.0-0	0-0	0	0	0	0

CAREER HONORS

- » Two-Time Nebraska Scholar-Athlete Honor Roll
- » Brook Berringer Citizenship Team (2015)
- » Tom Osborne Citizenship Team (2015)

2015 SEASON NOTES

»

2015 SINGLE-GAME HIGHS

- » Tackles - 1 vs. BYU
- » Tackles for Loss - 0
- » Sacks - 0



#13 LANE HOVEY • Jr. • WR

ADEL, IOWA
ADEL-DESOTO-MINBURN HS

CAREER STATS

Year	G/S	No.	Yds.	Y/R	Y/G	Long	TDs
2012		Redshirt					
2013	2/0	0	0	0.0	0.0		0
2014	13/0	5	69	13.8	5.3	29 at Fresno State	0
2015	1/1	2	17	8.5	17.0	11 vs. BYU	0
Totals	16/1	7	86	12.3	5.4	29 at Fresno State	0

CAREER HONORS

- » Academic All-Big Ten (2014)
- » Six-Time Nebraska Scholar-Athlete Honor Roll
- » Brook Berringer Citizenship Team (2013, 2014, 2015)
- » Tom Osborne Citizenship Team (2014, 2015)

2015 SEASON NOTES

- » Made first career start in season opener against BYU.

CAREER SINGLE-GAME HIGHS

- » Receptions - 3 at Fresno State (2014)
- » Receiving Yards - 28 at Fresno State (2014)
- » Touchdowns - 0

2015 SINGLE-GAME HIGHS

- » Receptions - 2 vs. BYU
- » Receiving Yards - 17 vs. BYU
- » Touchdowns - 0



#14 JONATHAN ROSE • Sr. • CB

LEEDS, ALA.
AUBURN/LEEDS HS

CAREER STATS

Tackles											QB	
		-----Tackles-----					Fum.					
Year	G/S	UT	AT	TT	TFL	Sacks	C-R	BK	PBU	INT	Hry.	
2012		Redshirt										
2013	10/0	0	0	0	0-0	0.0-0	0-1	0	0	0	0	
2014	13/0	13	5	18	0-0	0.0-0	0-0	0	1	0	0	
2015	0/0	0	0	0	0-0	0.0-0	0-0	0	0	0	0	
Totals	23/0	13	5	18	0-0	0.0-0	0-1	0	1	0	0	

2015 SEASON NOTES


»

CAREER SINGLE-GAME HIGHS

- » Tackles - 3 four times
- » Tackles for Loss - 0
- » Pass Breakups - 1 at Fresno State (2014)
- » Interceptions - 0

2015 SINGLE-GAME HIGHS

- » Tackles - 0
- » Tackles for Loss - 0
- » Pass Breakups - 0
- » Interceptions - 0

#15 **DE'MORNAY PIERSON-EL • So. • WR/PR**ALEXANDRIA, VA.
WEST POTOMAC HS**CAREER STATS**

Receiving

Year	G/S	No.	Yds.	Y/R	Y/G	Long	TDs
2014	13/6	23	321	14.0	24.7	46 at Northwestern	4
2015	0/0	0	0	0.0	0.0		0
Totals	13/6	23	321	14.0	24.7	46 at Northwestern	4

Punt Returns

Year	G/S	No.	Yds.	Y/R	Y/G	Long	TDs
2014	13/6	34	596	17.5	45.8	86 at Fresno State	3
2015	0/0	0	0	0.0	0.0		0
Totals	13/6	34	596	17.5	45.8	86 at Fresno State	3

CAREER HONORS

- » Preseason First-Team All-American (Phil Steele, Athlon's, Sporting News)
- » Preseason First-Team All-Big Ten (Phil Steele, Athlon's)
- » Second-Team All-American (USA Today, SI, FWAA, 2014)
- » Third-Team All-American (Athlon, 2014)
- » Freshman All-American (Scout, 247 Sports, USA Today, 2014)
- » 2014 Jet Award Punt Returner of the Year
- » Two-Time Big Ten Special Teams Player of the Week (Fresno State, Iowa)
- » Nebraska Freshman Record - Long Punt Return, Punt Return Yards & TDs
- » Nebraska Bowl Record for Receptions (8 vs. USC, 2014 Holiday Bowl)
- » Nebraska Special Teams MVP (2015)
- » Nebraska Scholar-Athlete Honor Roll (Fall, 2014)
- » Nebraska Student-Athlete HERO Leadership Award (2015)
- » Brook Berringer Citizenship Team (2015)
- » Tom Osborne Citizenship Team (2015)

CAREER SINGLE-GAME HIGHS

- » Receptions – 8 vs. USC (2014 Holiday Bowl)
- » Receiving Yards – 102 vs. USC (2014 Holiday Bowl)
- » Rushing Yards – 10 vs. Iowa
- » Touchdowns – 1 seven times (4 receiving; 3 punt returns)
- » Kickoff Return Yards – 36 vs. McNeese State
- » Punt Return Yards – 150 at Fresno State
- » All-Purpose Yards – 150 twice

2015 SINGLE-GAME HIGHS

- » Receptions – 0
- » Receiving Yards – 0
- » Rushing Yards – 0
- » Touchdowns – 0
- » Kickoff Return Yards – 0
- » Punt Return Yards – 0
- » All-Purpose Yards – 0

2015 GAME-BY-GAME

Opponent	----- Receiving -----				----- Punt Returns -----			
	No.	Yds	TD	Lg	No.	Yds	TD	Lg
BYU					--Did Not Play--			
South Alabama	0	0	0	0	0	0	0	0
at Miami	0	0	0	0	0	0	0	0
Southern Miss	0	0	0	0	0	0	0	0
at Illinois	0	0	0	0	0	0	0	0
Wisconsin	0	0	0	0	0	0	0	0
at Minnesota	0	0	0	0	0	0	0	0
Northwestern	0	0	0	0	0	0	0	0
at Purdue	0	0	0	0	0	0	0	0
Michigan State	0	0	0	0	0	0	0	0
at Rutgers	0	0	0	0	0	0	0	0
Iowa	0	0	0	0	0	0	0	0
Totals	0	0	0	0	0	0	0	0

2015 SEASON NOTES

- » Foot injury during Fall Camp and has yet to play.

#15 **MICHAEL ROSE-IVEY • Jr. • LB**KANSAS CITY, MO.
ROCKHURST HS**CAREER STATS**

Year	G/S	(-----Tackles-----)				Fum.	C-R	BK	PBU	INT	QB Hry.
		UT	AT	TT	TFL						
2012		Redshirt									
2013	12/7	39	27	66	6-8	0.0-0	0-0	0	1	0	2
2014		Injured--Did Not Play									
2015	0/0	0	0	0	0	0.0-0	0-0	0	0	0	0
Totals	12/7	39	27	66	6-8	0.0-0	0-0	0	1	0	2

CAREER HONORS

- » Big Ten All-Freshman Team (BTN, 2013)
- » Nebraska Freshman Tackle Record (66, 2013)
- » Academic All-Big Ten (2013)
- » Nebraska Scholar-Athlete Honor Roll (Fall, 2012)
- » Nebraska Student-Athlete HERO Leadership Award (2013)
- » Brook Berringer Citizenship Team (2013)

2015 SEASON NOTES

»

2015 GAME-BY-GAME

Opponent	--Tackles--		-Sacks-		FF-FR-Yds	Int-Yds	QBH	PBU
	UT-AT-TT	TFL-Yds	No-Yds	--Did Not Play--				
BYU								
South Alabama	0-0-0	0-0	0.0-0		0-0-0	0-0	0	0
at Miami	0-0-0	0-0	0.0-0		0-0-0	0-0	0	0
Southern Miss	0-0-0	0-0	0.0-0		0-0-0	0-0	0	0
at Illinois	0-0-0	0-0	0.0-0		0-0-0	0-0	0	0
Wisconsin	0-0-0	0-0	0.0-0		0-0-0	0-0	0	0
at Minnesota	0-0-0	0-0	0.0-0		0-0-0	0-0	0	0
Northwestern	0-0-0	0-0	0.0-0		0-0-0	0-0	0	0
at Purdue	0-0-0	0-0	0.0-0		0-0-0	0-0	0	0
Michigan State	0-0-0	0-0	0.0-0		0-0-0	0-0	0	0
at Rutgers	0-0-0	0-0	0.0-0		0-0-0	0-0	0	0
Iowa	0-0-0	0-0	0.0-0		0-0-0	0-0	0	0
Totals	0-0-0	0-0	0.0-0		0-0-0	0-0	0	0

CAREER SINGLE-GAME HIGHS

- » Tackles – 17 vs. Iowa (2013)
- » Solo Tackles - 8 vs. Iowa (2013)
- » Tackles for Loss – 4 vs. Iowa (2013)
- » Sacks – 1.0 five times

2015 SINGLE-GAME HIGHS

- » Tackles –
- » Tackles for Loss –
- » Sacks –



#17 RYKER FYFE • Jr. • QB

GRAND ISLAND, NEB.
GRAND ISLAND HS

CAREER STATS

Passing

Year	G/GS	Comp-Att-Int	Pct.	Yds.	Y/G	LP	TD	Eff.R.
2012								
2013	1/0	1-1-0	100.0	5	5.0	5	0	140.03
2014	7/0	4-10-0	40.0	40	5.7	12	1	106.60
2015	0/0	0-0-0	0.0	0	0.0	0	0	0.0
Totals	8/0	5-11-0	45.5	45	5.6	12	1	109.82

Rushing

Year	G/S	Att.	Gain	Loss	Net	Y/A	Y/G	Long	TDs
2012									
2013	1/0	1	3	0	3	3.0	3.0	3 vs. S. Dakota St.	0
2014	7/0	7	52	5	47	6.7	6.7	15 vs. Fla. Atlantic	0
2015	0/0	0	0	0	0	0.0	0.0		0
Totals	8/0	8	55	5	50	6.3	6.3	15 vs. Fla. Atlantic	0

CAREER HONORS

- » Nebraska Scholar-Athlete Honor Roll (Fall, 2012)
- » Brook Berringer Citizenship Team (2013)
- » Nebraska Student-Athlete HERO Leadership Award (2013)

2015 SEASON NOTES

»

CAREER SINGLE-GAME HIGHS

Passing

- » Attempts – 4 vs. Florida Atlantic (2014)
- » Completions – 2 at Fresno State (2014)
- » Yards – 22 at Fresno State (2014)
- » Touchdowns – 1 at Fresno State (2014)

Rushing

- » Rushes – 4 vs. Florida Atlantic (2014)
- » Yards – 29 vs. Florida Atlantic (2014)
- » Touchdowns – 0

2015 SINGLE-GAME HIGHS

Passing

- » Attempts –
- » Completions –
- » Yards –
- » Touchdowns –

Rushing

- » Rushes –
- » Yards –
- » Touchdowns –



#21 MIKALE WILBON • RFr. • IB

CHICAGO, ILL.
DE LA SALLE INSTITUTE

CAREER STATS

Year	G/S	Att.	Gain	Loss	Net	Y/A	Y/G	Long	TDs
2014									
2015	1/0	6	21	7	14	2.3	14.0	7 vs. BYU	0
Totals	1/0	6	21	7	14	2.3	14.0	7 vs. BYU	0

CAREER HONORS

- » 2014 Nebraska Offensive Scout Team MVP

2015 SEASON NOTES

»

2015 SINGLE-GAME HIGHS

- » Rushes – 6 vs. BYU
- » Rushing Yards – 14 vs. BYU
- » Rushing Touchdowns – 0



#23 DANIEL DAVIE • Sr. • CB

BEATRICE, NEB.
BEATRICE HS

CAREER STATS

(-----Tackles-----)										Fum.	QB
Year	G/S	UT	AT	TT	TFL	Sacks	C-R	BK	PBU	INT	Hry.
2011											
2012	13/0	3	4	7	0-0	0.0-0	0-0	0	1	0	0
2013	10/0	1	0	1	0-0	0.0-0	0-0	0	0	0	0
2014	13/13	25	16	41	6-8	0.0-0	0-0	0	5	2	0
2015	1/1	5	0	5	0-0	0.0-0	0-0	0	2	0	0
Totals	37/14	34	20	54	6-8	0.0-0	0-0	0	8	2	0

CAREER HONORS

- » Brook Berringer Citizenship Team (2015)
- » Tom Osborne Citizenship Team (2015)

2015 SEASON NOTES

»

CAREER SINGLE-GAME HIGHS

- » Tackles – 8 vs. Purdue (2014)
- » Tackles for Loss – 2 at Fresno State (2014)
- » Pass Breakups – 2 vs. Purdue (2014), vs. BYU (2015)
- » Interceptions – 2 vs. Illinois (2014)

2015 SINGLE-GAME HIGHS

- » Tackles – 5 vs. BYU
- » Tackles for Loss – 0
- » Pass Breakups – 2 vs. BYU
- » Interceptions – 0

2015 GAME-BY-GAME

Opponent	--Tackles--		-Sacks-		FF-FR-Yds	Int-Yds	QBH	PBU
	UT-AT-TT	TFL-Yds	No-Yds					
BYU	0-5-5	0-0	0.0-0		0-0-0	0-0	0	2
South Alabama	0-0-0	0-0	0.0-0		0-0-0	0-0	0	0
at Miami	0-0-0	0-0	0.0-0		0-0-0	0-0	0	0
Southern Miss	0-0-0	0-0	0.0-0		0-0-0	0-0	0	0
at Illinois	0-0-0	0-0	0.0-0		0-0-0	0-0	0	0
Wisconsin	0-0-0	0-0	0.0-0		0-0-0	0-0	0	0
at Minnesota	0-0-0	0-0	0.0-0		0-0-0	0-0	0	0
Northwestern	0-0-0	0-0	0.0-0		0-0-0	0-0	0	0
at Purdue	0-0-0	0-0	0.0-0		0-0-0	0-0	0	0
Michigan State	0-0-0	0-0	0.0-0		0-0-0	0-0	0	0
at Rutgers	0-0-0	0-0	0.0-0		0-0-0	0-0	0	0
Iowa	0-0-0	0-0	0.0-0		0-0-0	0-0	0	0
Totals	0-5-5	0-0	0.0-0		0-0-0	0-0	0	2

#24 **AARON WILLIAMS • Fr. • S**ATLANTA, GA.
CARVER HS**CAREER STATS**

Year	G/S	(-----Tackles-----)					Fum.		PBU	INT	QB Hry.
		UT	AT	TT	TFL	Sacks	C-R	BK			
2015	1/1	4	2	6	0	0.0-0	0-0	0	0	0	0
Totals	1/1	4	2	6	0	0.0-0	0-0	0	0	0	0

2015 SINGLE-GAME HIGHS


- » Tackles - 6 vs. BYU
- » Tackles for Loss - 0
- » Pass Breakups - 0
- » Interceptions - 0

CAREER HONORS

- » Nebraska Scholar-Athlete Honor Roll (Spring, 2015)

2015 SEASON NOTES

- » » Joined Dedrick Young as just the fourth and fifth Nebraska true freshmen to start a season opener since World War II, joining Ralph Brown (1996), Terrence Nunn (2004) and Tyler Moore (2011).

#25 **NATE GERRY • Jr. • S**SIOUX FALLS, S.D.
WASHINGTON HS**CAREER STATS**

Year	G/S	(-----Tackles-----)					Fum.		PBU	INT	QB Hry.
		UT	AT	TT	TFL	Sacks	C-R	BK			
2013	13/3	18	14	32	2-3	0.0-0	0-0	0	0	0	1
2014	13/13	49	39	88	7-9	0.5-2	2-1	0	4	5	3
2015	1/1	4	2	6	0-0	0.0-0	0-0	0	0	1	0
Totals	27/17	71	55	126	9-12	0.5-2	2-1	0	4	6	4

CAREER HONORS

- » 2015 Team Captain
- » 2015 Lott Trophy Watch List
- » 2015 Preseason First-Team All-Big Ten (Lindy's)
- » Second-Team All-Big Ten (Media, 2014)
- » Honorable-Mention All-Big Ten (Coaches, 2014)
- » Big Ten Defensive Player of the Week (Iowa, 2014)
- » Nebraska Defensive Co-MVP (2014)
- » Honorable-Mention Big Ten All-Freshman Team (BTN, 2013)

2015 SEASON NOTES

- » Made sixth career interception in season opener against BYU

CAREER SINGLE-GAME HIGHS

- » Tackles - 15 at Iowa (2014)
- » Tackles for Loss - 3 at Iowa (2014)
- » Pass Breakups - 2 vs. Minnesota (2014)
- » Interceptions - 1, six times

2015 SINGLE-GAME HIGHS

- » Tackles - 6 vs. BYU
- » Tackles for Loss - 0
- » Pass Breakups - 0
- » Interceptions - 1 vs. BYU

2015 GAME-BY-GAME

	--Tackles--		-Sacks-				
Opponent	UT-AT-TT	TFL-Yds	No-Yds	FF-FR-Yds	Int-Yds	QBH	PBU
BYU	4-2-6	0-0	0.0-0	0-0-0	1-43	0	0
South Alabama	0-0-0	0-0	0.0-0	0-0-0	0-0	0	0
at Miami	0-0-0	0-0	0.0-0	0-0-0	0-0	0	0
Southern Miss	0-0-0	0-0	0.0-0	0-0-0	0-0	0	0
at Illinois	0-0-0	0-0	0.0-0	0-0-0	0-0	0	0
Wisconsin	0-0-0	0-0	0.0-0	0-0-0	0-0	0	0
at Minnesota	0-0-0	0-0	0.0-0	0-0-0	0-0	0	0
Northwestern	0-0-0	0-0	0.0-0	0-0-0	0-0	0	0
at Purdue	0-0-0	0-0	0.0-0	0-0-0	0-0	0	0
Michigan State	0-0-0	0-0	0.0-0	0-0-0	0-0	0	0
at Rutgers	0-0-0	0-0	0.0-0	0-0-0	0-0	0	0
Iowa	0-0-0	0-0	0.0-0	0-0-0	0-0	0	0
Totals	4-2-6	0-0	0.0-0	0-0-0	1-43	0	0

#27 **SAM FOLTZ • Jr. • P**GREELEY, NEB.
GRAND ISLAND HS**CAREER STATS**

Year	G/S	No.	Yds.	Avg.	Long	TB	I20	Blk.
2012			Redshirt					
2013	13/13	71	2,954	41.6	64	7	22	0
2014	13/13	63	2,659	42.2	70	5	26	0
2015	1/1	4	184	46.0	67	0	1	0
Totals	27/27	138	5,797	42.0	70	12	49	0

CAREER HONORS

- » Honorable-Mention All-Big Ten (Coaches, 2014)
- » Big Ten Special Teams Player of the Week (vs. McNeese State, 2014)
- » Big Ten All-Freshman Team (BTN, 2013)
- » Three-Time Nebraska Scholar-Athlete Honor Roll

2015 GAME-BY-GAME

Opponent	No.	Yds	Avg	Lg	Blkd	TB	I20
BYU	4	184	46.0	67	0	0	1
South Alabama	0	0	0.0	0	0	0	0
at Miami	0	0	0.0	0	0	0	0
Southern Miss	0	0	0.0	0	0	0	0
at Illinois	0	0	0.0	0	0	0	0
Wisconsin	0	0	0.0	0	0	0	0
at Minnesota	0	0	0.0	0	0	0	0
Northwestern	0	0	0.0	0	0	0	0
at Purdue	0	0	0.0	0	0	0	0
Michigan State	0	0	0.0	0	0	0	0
at Rutgers	0	0	0.0	0	0	0	0
Iowa	0	0	0.0	0	0	0	0
Totals	0	0	0.0	0	0	0	0

2015 SEASON NOTES

- » 67-yard punt against BYU in the first quarter was the second-longest of his career. Career long, 70 at Wisconsin, 2014.

CAREER SINGLE-GAME HIGHS

- » Long Punt - 70 at Wisconsin (2014)
- » Single-Game Average - 51.2 vs. McNeese State (2014)
- » Punts Downed Inside Opponent 20 - 5 at Northwestern (2014)

2015 SINGLE-GAME HIGHS

- » Long Punt - 67 vs. BYU
- » Single-Game Average - 46.0 vs. BYU
- » Punts Downed Inside Opponent 20 - 1 vs. BYU



#27 KIERON WILLIAMS • So. • S

SHREVEPORT, LA.
AIR FORCE PREP/C.E. BYRD HS

CAREER STATS

Year	G/S	(-----Tackles-----)					Fum.		QB		
		UT	AT	TT	TFL	Sacks	C-R	BK	PBU	INT	Hry.
2014	13/0	4	5	9	1-1	0.0-0	0-0	3	0	0	0
2015	1/0	0	1	1	0-0	0.0-0	0-0	0	0	0	0
Totals	14/0	4	6	10	1-1	0.0-0	0-0	3	0	0	0

CAREER HONORS

- » 2015 Brook Berringer Citizenship Team
- » 2015 Tom Osborne Citizenship Team

2015 SEASON NOTES

»

CAREER SINGLE-GAME HIGHS

- » Tackles – 2 vs. McNeese State, Purdue (2014)
- » Tackles for Loss – 1 vs. Illinois (2014)
- » Pass Breakups – 0
- » Interceptions – 0

2015 SINGLE-GAME HIGHS

- » Tackles - 1 vs. BYU
- » Tackles for Loss – 0
- » Pass Breakups – 0
- » Interceptions – 0



#28 BYERSON COCKRELL • Sr. • S

COLUMBUS, MISS.
EAST MISSISSIPPI CC/COLUMBUS HS

CAREER STATS

Year	G/S	(-----Tackles-----)					Fum.		QB		
		UT	AT	TT	TFL	Sacks	C-R	BK	PBU	INT	Hry.
2014	13/6	18	11	29	1-5	0.0-0	2-1	0	7	1	1
2015	1/1	4	1	5	0-0	0.0-0	0-0	0	0	0	0
Totals	14/7	22	12	34	1-5	0.0-0	2-1	0	7	1	1

CAREER HONORS

- » 2015 Brook Berringer Citizenship Team
- » 2015 Tom Osborne Citizenship Team

2015 SEASON NOTES

»

CAREER SINGLE-GAME HIGHS

- » Tackles – 5, three times
- » Tackles for Loss – 1 at Fresno State (2014)
- » Pass Breakups – 2 vs. Purdue (2014)
- » Interceptions – 1 vs. Purdue (2014)

2015 SINGLE-GAME HIGHS

- » Tackles - 5 vs. BYU
- » Tackles for Loss – 0
- » Pass Breakups – 0
- » Interceptions – 0



#32 IMANI CROSS • Sr. • IB

GAINESVILLE, GA.
NORTH HALL HS

CAREER STATS

Year	G/S	Att.	Gain	Loss	Net	Y/A	Y/G	Long	TDs
2012	14/0	55	329	5	324	5.9	24.9	44 vs. Arkansas St.	7
2013	13/0	85	458	11	447	5.3	34.4	51 vs. Michigan St.	10
2014	12/0	75	397	13	384	5.1	32.0	62 at Fresno St.	5
2015	1/0	7	36	2	34	4.9	34.0	14 vs. BYU	0
Totals	40/0	222	1,220	31	1,189	5.4	29.7	62 at Fresno St.	22

CAREER HONORS

- » Academic All-Big Ten (2013)
- » Nebraska Scholar-Athlete Honor Roll (Fall, 2012)
- » Big Ten Freshman of the Week (vs. Idaho State, 2012)
- » Brook Berringer Citizenship Team (2013, 2014, 2015)
- » Tom Osborne Citizenship Team (2014, 2015)
- » Nebraska Student-Athlete HERO Leadership Award (2013)

2015 GAME BY GAME

Opponent	----- Rushing -----				----- Receiving -----			
	No.	Yds	TD	Lg	No.	Yds	TD	Lg
BYU	7	34	0	14	0	0	0	0
South Alabama	0	0	0	0	0	0	0	0
at Miami	0	0	0	0	0	0	0	0
Southern Miss	0	0	0	0	0	0	0	0
at Illinois	0	0	0	0	0	0	0	0
Wisconsin	0	0	0	0	0	0	0	0
at Minnesota	0	0	0	0	0	0	0	0
Northwestern	0	0	0	0	0	0	0	0
at Purdue	0	0	0	0	0	0	0	0
Michigan State	0	0	0	0	0	0	0	0
at Rutgers	0	0	0	0	0	0	0	0
Iowa	0	0	0	0	0	0	0	0
Totals	7	34	0	14	0	0	0	0

2015 SEASON NOTES

»

CAREER SINGLE-GAME HIGHS

- » Rushes – 20 vs. Purdue (2014)
- » Rushing Yards – 109 vs. Illinois (2014)
- » Rushing Touchdowns – 2 six times

2015 SINGLE-GAME HIGHS

- » Rushes – 7 vs. BYU
- » Rushing Yards – 34 vs. BYU
- » Rushing Touchdowns – 0



#34 DREW BROWN • So. • PK

SOUTHLAKE, TEXAS
SOUTHLAKE CARROLL HS

CAREER STATS

Year	G/S	PAT	FG	Pct.	TP	PPG	0-19	20-29	30-39	40-49	50+	Lg
2014	13/13	59/59	14/21	66.7	101	7.8	1-1	4-5	7-8	2-6	0-1	44
2015	1/1	4/4	0/2	0.0	4	4.0	0-0	0-0	0-0	0-2	0-0	0
Totals	14/14	63/63	14/23	60.9	105	7.5	1-1	4-5	7-8	2-8	0-1	44

CAREER HONORS

- » Nebraska Scholar-Athlete Honor Roll (Fall, 2014)
- » Brook Berringer Citizenship Team (2015)
- » Tom Osborne Citizenship Team (2015)

2015 SEASON NOTES

»

CAREER SINGLE-GAME HIGHS


- » FGs – 2, at Fresno State, vs. Miami, vs. USC (2014)
- » Long FG – 44 yards vs. Florida Atlantic (2014)
- » PATs – 7 at Fresno State (2014)

2015 SINGLE-GAME HIGHS

- » FGs – 0
- » Long FG – 0
- » PATs – 4 vs. BYU

2015 GAME-BY-GAME

Opponent	XP-ATT	FG-ATT	Lg	Bldk	Pts
BYU	4-4	0-2	0	0	4
South Alabama	0-0	0-0	0	0	0
at Miami	0-0	0-0	0	0	0
Southern Miss	0-0	0-0	0	0	0
at Illinois	0-0	0-0	0	0	0
Wisconsin	0-0	0-0	0	0	0
at Minnesota	0-0	0-0	0	0	0
Northwestern	0-0	0-0	0	0	0
at Purdue	0-0	0-0	0	0	0
Michigan State	0-0	0-0	0	0	0
at Rutgers	0-0	0-0	0	0	0
Iowa	0-0	0-0	0	0	0
Totals	4-4	0-2	0	0	4



#34 TERRELL NEWBY • Jr. • IB

LOS ANGELES, CALIF.
CHAMINADE HS

CAREER STATS

Year	G/S	Att.	Gain	Loss	Net	Y/A	Y/G	Long	TDs
2013	13/0	54	302	4	298	5.5	24.8	23 at Purdue	2
2014	13/0	67	302	5	297	4.4	22.8	43 vs. Florida Atlantic	5
2015	1/1	10	46	3	43	4.3	43.0	14 vs. BYU	1
Totals	27/1	131	650	12	638	4.9	23.6	43 vs. Florida Atlantic	8

CAREER HONORS

- » Brook Berringer Citizenship Team (2015)
- » Tom Osborne Citizenship Team (2015)

2015 SEASON NOTES

»

2015 GAME BY GAME

Opponent	Rushing				Receiving			
	No.	Yds	TD	Lg	No.	Yds	TD	Lg
BYU	10	43	1	14	0	0	0	0
South Alabama	0	0	0	0	0	0	0	0
at Miami	0	0	0	0	0	0	0	0
Southern Miss	0	0	0	0	0	0	0	0
at Illinois	0	0	0	0	0	0	0	0
Wisconsin	0	0	0	0	0	0	0	0
at Minnesota	0	0	0	0	0	0	0	0
Northwestern	0	0	0	0	0	0	0	0
at Purdue	0	0	0	0	0	0	0	0
Michigan State	0	0	0	0	0	0	0	0
at Rutgers	0	0	0	0	0	0	0	0
Iowa	0	0	0	0	0	0	0	0
Totals	10	43	1	14	0	0	0	0

CAREER SINGLE-GAME HIGHS

- » Rushes – 16 vs. Florida Atlantic (2014)
- » Rushing Yards – 107 vs. Florida Atlantic (2014)
- » Rushing Touchdowns – 2 vs. Florida Atlantic (2014), vs. South Dakota State (2013)

2015 SINGLE-GAME HIGHS

- » Rushes – 10 vs. BYU
- » Rushing Yards – 43 vs. BYU
- » Rushing Touchdowns – 1 vs. BYU



#35 ANDY JANOVICH • Sr. • FB

GRETNA, NEB.
GRETNA HS

CAREER STATS

Year	G/S	Att.	Gain	Loss	Net	Y/A	Y/G	Long	TDs
2012	11/2	3	6	0	6	2.0	0.5	3 vs. Idaho State	0
2013	13/0	0	0	0	0	0.0	0.0		0
2014	13/2	0	0	0	0	0.0	0.0		0
2015	1/1	0	0	0	0	0.0	0.0		0
Totals	38/5	3	6	0	6	2.0	0.2		0

CAREER HONORS

- » Nebraska Scholar-Athlete Honor Roll (Spring, 2013)

2015 SEASON NOTES

»

CAREER SINGLE-GAME HIGHS

- » Rushes - 3 vs. Idaho State (2012)
- » Rushing Yards – 6 vs. Idaho State (2012)
- » Rushing Touchdowns – 0

2015 SINGLE-GAME HIGHS

- » Rushes - 0
- » Rushing Yards – 0
- » Rushing Touchdowns – 0



#42 TREY FOSTER • Jr. • TE

LINCOLN, NEB.
SOUTHEAST HS

CAREER STATS

Year	G/S	No.	Yds.	Y/R	Y/G	Long	TDs
2012	Redshirt						
2013	2/0	0	0	0.0	0.0		0
2014	13/0	5	69	13.8	5.3	29 at Fresno State	0
2015	1/0	1	9	9.0	9.0	9 vs. BYU	1
Totals	16/0	6	78	13.0	4.9	29 at Fresno State	1

CAREER HONORS

- » Academic All-Big Ten (2014)
- » Six-Time Nebraska Scholar-Athlete Honor Roll
- » Brook Berringer Citizenship Team (2013, 2014, 2015)
- » Tom Osborne Citizenship Team (2014, 2015)

2015 SEASON NOTES

- » First career TD on 9-yard catch against BYU

CAREER SINGLE-GAME HIGHS

- » Receptions - 3 at Fresno State (2014)
- » Receiving Yards - 28 at Fresno State (2014)
- » Touchdowns – 1 vs. BYU (2015)

2015 SINGLE-GAME HIGHS

- » Receptions - 1 vs. BYU
- » Receiving Yards – 9 vs. BYU
- » Touchdowns – 1 vs. BYU



#52 JOSH BANDERAS • Jr. • LB

LINCOLN, NEB.
SOUTHWEST HS

CAREER STATS

Year	G/S	(-----Tackles-----)					Fum.		PBU	INT	QB Hry.
		UT	AT	TT	TFL	Sacks	C-R	BK			
2013	13/4	12	16	28	3-9	2.0-8	0-0	0	1	0	1
2014	12/6	19	31	50	2-5	0.0-0	0-0	0	0	0	1
2015	1/1	3	3	6	2-6	0.0-0	0-0	0	0	0	1
Totals	26/11	34	50	84	7-20	2.0-8	0-0	0	1	0	3

CAREER HONORS

- » Academic All-Big Ten (2014)
- » True Freshman All-American (247 Sports, 2013)
- » Honorable-Mention Big Ten All Freshman Team (BTN, 2013)
- » Three-Time Nebraska Scholar-Athlete Honor Roll
- » Brook Berringer Citizenship Team (2014)
- » Tom Osborne Citizenship Team (2014)

2015 GAME-BY-GAME

Opponent	--Tackles--		-Sacks-		FF-FR-Yds	Int-Yds	QBH	PBU
	UT-AT-TT	TFL-Yds	No-Yds	FF-FR-Yds				
BYU	3-3-6	2-6	0.0-0	0-0-0	0-0	0	1	0
South Alabama	0-0-0	0-0	0.0-0	0-0-0	0-0	0	0	0
at Miami	0-0-0	0-0	0.0-0	0-0-0	0-0	0	0	0
Southern Miss	0-0-0	0-0	0.0-0	0-0-0	0-0	0	0	0
at Illinois	0-0-0	0-0	0.0-0	0-0-0	0-0	0	0	0
Wisconsin	0-0-0	0-0	0.0-0	0-0-0	0-0	0	0	0
at Minnesota	0-0-0	0-0	0.0-0	0-0-0	0-0	0	0	0
Northwestern	0-0-0	0-0	0.0-0	0-0-0	0-0	0	0	0
at Purdue	0-0-0	0-0	0.0-0	0-0-0	0-0	0	0	0
Michigan State	0-0-0	0-0	0.0-0	0-0-0	0-0	0	0	0
at Rutgers	0-0-0	0-0	0.0-0	0-0-0	0-0	0	0	0
Iowa	0-0-0	0-0	0.0-0	0-0-0	0-0	0	0	0
Totals	3-3-6	2-6	0.0-0	0-0-0	0-0	1	0	0

2015 SEASON NOTES

»

CAREER SINGLE-GAME HIGHS

- » Tackles – 14 vs. USC (2014 Holiday Bowl)
- » Tackles for Loss – 2 vs. UCLA (2013), vs. BYU (2015)
- » Sacks – 1.0 twice

2015 SINGLE-GAME HIGHS

- » Tackles – 6 vs. BYU
- » Tackles for Loss – 2 vs. BYU
- » Sacks – 0



#55 KEVIN MAURICE • Jr. • DT

ORLANDO, FLA
FREEDOM HS

CAREER STATS

Year	G/S	(-----Tackles-----)					Fum.		PBU	INT	QB Hry.
		UT	AT	TT	TFL	Sacks	C-R	BK			
2013	6/0	1	2	3	0-0	0.0-0	0-0	0	0	0	0
2014	10/0	2	6	8	1-5	0.5-5	0-0	0	0	0	1
2015	1/0	0	0	0	0-0	0.0-0	0-0	0	0	0	0
Totals	17/0	3	8	11	1-5	0.5-5	0-0	0	0	0	1

CAREER HONORS

- » Nebraska Scholar-Athlete Honor Roll (Fall, 2013; Spring 2015)
- » Brook Berringer Citizenship Team (2014, 2015)
- » Tom Osborne Citizenship Team (2014, 2015)

2015 SEASON NOTES

»

2015 SEASON NOTES

- » Tackles – 2 vs. Florida Atlantic (2014)
- » Tackles for Loss – 1 vs. Florida Atlantic (2014)
- » Sacks – 0.5 vs. Florida Atlantic (2014)

2015 SINGLE-GAME HIGHS

- » Tackles – 0
- » Tackles for Loss – 0
- » Sacks – 0



#65 RYNE REEVES • Sr. • C

CRETE, NEB.
CRETE HS

CAREER STATS

- » Games Played – 26 (4 in 2012; 10 in 2013; 11 in 2014; 1 in 2015)
- » Games Started – 2 (1 in 2014; 1 in 2015)

CAREER HONORS

- » Academic All-Big Ten (2012, 2013, 2014)
- » Five-Time Nebraska Scholar-Athlete Honor Roll

2015 SEASON NOTES

»



#66 DYLAN UTTER • Jr. • OG

PAPILLION, NEB.
PAPILLION-LA VISTA HS

CAREER STATS

- » Games Played – 7 (6 in 2014; 1 in 2015)
- » Games Started – 2 (1 in 2014; 1 in 2015)

CAREER HONORS

- » Two-Time Nebraska Scholar-Athlete Honor Roll

2015 SEASON NOTES

»



#68 NICK GATES • RFr. • OT

LAS VEGAS, NEV.
BISHOP GORMAN HS

CAREER STATS

- » Games Played – 1 (1 in 2015)
- » Games Started – 1 (1 in 2015)

2015 SEASON NOTES

- » Played in first career game and started against BYU in season opener



#70 CHONGO KONDOLO • Sr. • OG

CARROLLTON, TEXAS
FRESNO CITY COLLEGE/CREEKVIEW HS

CAREER STATS


- » Games Played - 14 (13 in 2014; 1 in 2015)
- » Games Started - 1 (1 in 2015)

CAREER HONORS

- » Brook Berringer Citizenship Team (2014, 2015)
- » Tom Osborne Citizenship Team (2014, 2015)

2015 SEASON NOTES

- » Made first career start in season opener against BYU



#71 ALEX LEWIS • Sr. • OT

TEMPE, ARIZ.
COLORADO/MOUNTAIN POINTE HS

CAREER STATS

- » Games Played - 14 (13 in 2014; 1 in 2015)
- » Games Started - 14 (13 in 2014; 1 in 2015)

CAREER HONORS

- » 2015 Team Captain
- » Brook Berringer Citizenship Team (2014, 2015)
- » Tom Osborne Citizenship Team (2014, 2015)

2015 SEASON NOTES

»



#82 ALONZO MOORE • Jr. • WR

WINNFIELD, LA.
WINNFIELD SENIOR HS

CAREER STATS

Year	G/S	No.	Yds.	Y/R	Y/G	Long	TDs
2012		Redshirt					
2013	10/2	6	75	12.5	7.5	19 vs. S. Dakota St.	0
2014	11/7	10	136	13.6	12.4	43 at Michigan State	0
2015	1/1	3	48	16.0	48.0	22 vs. BYU	1
Totals	22/10	19	259	13.6	11.8	43 at Michigan State	1

CAREER HONORS

- » Nebraska Scholar-Athlete Honor Roll (Fall, 2012)

2015 SEASON NOTES

- » Caught first career TD pass in season opener against BYU

CAREER SINGLE-GAME HIGHS

- » Receptions - 4 vs. Northwestern (2013)
- » Receiving Yards - 48 vs. BYU (2015)
- » Touchdowns - 1 vs. BYU (2015)

2015 SINGLE-GAME HIGHS

- » Receptions - 3 vs. BYU
- » Receiving Yards - 48 vs. BYU
- » Touchdowns - 1 vs. BYU



#84 SAM COTTON • Jr. • TE

LINCOLN, NEB.
SOUTHEAST HS

CAREER STATS

Year	G/S	No.	Yds.	Y/R	Y/G	Long	TDs
2012		Redshirt					
2013	10/1	3	22	7.3	2.2	17 vs. Illinois	1
2014	13/4	3	41	13.7	3.2	23 vs. Rutgers	2
2015	1/0	0	0	0.0	0.0		0
Totals	24/5	6	63	10.5	3.7	23 vs. Rutgers	3

CAREER HONORS

- » Academic All-Big Ten (2013, 2014)
- » Four-Time Nebraska Scholar-Athlete Honor Roll
- » Brook Berringer Citizenship Team (2014)
- » Tom Osborne Citizenship Team (2014)

2015 SEASON NOTES

»

CAREER SINGLE-GAME HIGHS

- » Receptions - 1 six times
- » Receiving Yards - 23 vs. Rutgers (2014)
- » Touchdowns - 1 three times

2015 SINGLE-GAME HIGHS

- » Receptions - 0
- » Receiving Yards - 0
- » Touchdowns - 0



#87 BRANDON REILLY • Jr. • WR

LINCOLN, NEB.
SOUTHWEST HS

CAREER STATS

Year	G/S	No.	Yds.	Y/R	Y/G	Long	TDs
2012		Redshirt					
2013	10/0	3	24	8.0	2.4	10 at Penn State	0
2014	7/1	6	85	14.2	12.1	35 at Iowa	0
2015	1/0	5	70	14.0	70.0	27 vs. BYU	0
Totals	18/1	14	179	12.8	9.9	35 at Iowa	0

CAREER HONORS

- » Academic All-Big Ten (2013, 2014)
- » Six-Time Nebraska Scholar-Athlete Honor Roll

2015 SEASON NOTES


- » Caught a career-high five passes for a career-high 70 yards in season opener against BYU.

CAREER SINGLE-GAME HIGHS

- » Receptions - 5 vs. BYU
- » Receiving Yards - 70 vs. BYU
- » Touchdowns - 0

2015 SINGLE-GAME HIGHS

- » Receptions - 5 vs. BYU
- » Receiving Yards - 70 vs. BYU
- » Touchdowns - 0



#88 ROSS DZURIS • Jr. • DE

PLATTSMOUTH, NEB.
PLATTSMOUTH HS

CAREER STATS

		Tackles					Fum.				QB
Year	G/S	UT	AT	TT	TFL	Sacks	C-R	BK	PBU	INT	Hry.
2012		Redshirt									
2013		Did Not Play									
2014		Did Not Play									
2015	1/0	0	0	0	0-0	0.0-0	0-0	0	0	0	0
Totals	1/0	0	0	0	0-0	0.0-0	0-0	0	0	0	0

CAREER HONORS

» Two-Time Nebraska Scholar-Athlete Honor Roll

2015 SEASON NOTES

»

2015 SINGLE-GAME HIGHS

» Tackles - 0
 » Tackles for Loss - 0
 » Sacks - 0



#90 GREG MCMULLEN • Jr. • DE

AKRON, OHIO
HOBAN HS

CAREER STATS

	(------Tackles-----)					Fum.					QB
Year	G/S	UT	AT	TT	TFL	Sacks	C-R	BK	PBU	INT	Hry.
2012		Redshirt									
2013	11/0	9	7	16	4-15	1.0-10	1-0	0	0	0	3
2014	13/13	20	27	47	9-42	4.0-31	0-0	0	4	0	10
2015	1/1	1	1	2	1-7	1.0-7	0-0	0	0	0	0
Totals	25/14	30	35	65	14-64	6.0-48	1-0	0	4	0	13

CAREER HONORS

» Academic All-Big Ten (2013)
 » Four-Time Nebraska Scholar-Athlete Honor Roll
 » Brook Berringer Citizenship Team (2015)
 » Tom Osborne Citizenship Team (2015)

2015 SEASON NOTES

»

CAREER SINGLE-GAME HIGHS

» Tackles - 9 vs. McNeese State (2014)
 » Tackles for Loss - 2 three times
 » Sacks - 1.0, six times

2015 SINGLE-GAME HIGHS

» Tackles - 2 vs. BYU
 » Tackles for Loss - 1 vs. BYU
 » Sacks - 1.0 vs. BYU

2015 GAME-BY-GAME

	--Tackles--		-Sacks-				
Opponent	UT-AT-T	TFL-Yds	No-Yds	FF-FR-Yds	Int-Yds	QBH	PBU
BYU	1-1-2	1-7	1.0-7	0-0-0	0-0	0	0
South Alabama	0-0-0	0-0	0.0-0	0-0-0	0-0	0	0
at Miami	0-0-0	0-0	0.0-0	0-0-0	0-0	0	0
Southern Miss	0-0-0	0-0	0.0-0	0-0-0	0-0	0	0
at Illinois	0-0-0	0-0	0.0-0	0-0-0	0-0	0	0
Wisconsin	0-0-0	0-0	0.0-0	0-0-0	0-0	0	0
at Minnesota	0-0-0	0-0	0.0-0	0-0-0	0-0	0	0
Northwestern	0-0-0	0-0	0.0-0	0-0-0	0-0	0	0
at Purdue	0-0-0	0-0	0.0-0	0-0-0	0-0	0	0
Michigan State	0-0-0	0-0	0.0-0	0-0-0	0-0	0	0
at Rutgers	0-0-0	0-0	0.0-0	0-0-0	0-0	0	0
Iowa	0-0-0	0-0	0.0-0	0-0-0	0-0	0	0
Totals	1-1-2	1-7	1.0-7	0-0-0	0-0	0	0



#91 FREEDOM AKINMOLADUN • RFr. • DE

GRANDVIEW, MO.
GRANDVIEW HS

CAREER STATS

		(------Tackles-----)					Fum.				QB
Year	G/S	UT	AT	TT	TFL	Sacks	C-R	BK	PBU	INT	Hry.
2014		Redshirt									
2015	1/0	1	1	2	1-3	1.0-3	0-0	0	0	0	1
Totals	1/0	1	1	2	1-3	1.0-3	0-0	0	0	0	1

CAREER HONORS

» Two-Time Nebraska Scholar-Athlete Honor Roll
 » Nebraska Student-Athlete HERO Leadership Award (2015)
 » Brook Berringer Citizenship Team (2015)
 » Tom Osborne Citizenship Team (2015)

2015 SEASON NOTES

» First career sack in Husker debut against BYU in season opener

2015 SINGLE-GAME HIGHS

» Tackles - 2 vs. BYU
 » Tackles for Loss - 1 vs. BYU
 » Sacks - 1.0 vs. BYU



#92 KEVIN WILLIAMS • Sr. • DT

HOLLAND, OHIO
SPRINGFIELD HS

CAREER STATS

	(------Tackles-----)						Fum.					QB
Year	G/S	UT	AT	TT	TFL	Sacks	C-R	BK	PBU	INT	Hry.	
2011		Redshirt										
2012	5/0	1	3	4	1-1	0.0-0	0-0	0	0	0	1	
2013		Injured										
2014	10/2	5	14	19	8-34	3.0-28	0-0	0	0	0	2	
2015	1/0	0	1	1	1-2	0.0-0	0-0	0	0	0	0	
Totals	16/2	6	18	24	10-37	3.0-28	0-0	0	0	0	3	

CAREER HONORS

» Academic All-Big Ten (2013)
 » Four-Time Nebraska Scholar-Athlete Honor Roll
 » Brook Berringer Citizenship Team (2015)
 » Tom Osborne Citizenship Team (2015)

2015 SEASON NOTES

»

CAREER SINGLE-GAME HIGHS

» Tackles - 6 at Iowa (2014)
 » Tackles for Loss - 3 at Northwestern (2014)
 » Sacks - 2.5 at Northwestern (2014)

2015 SINGLE-GAME HIGHS

» Tackles - 1 vs. BYU
 » Tackles for Loss - 1 vs. BYU
 » Sacks - 0



#95 JACK GANGWISH • Sr. • DE

WOOD RIVER, NEB.
WOOD RIVER HS

CAREER STATS

		(------Tackles-----)				Fum.						QB
Year	G/S	UT	AT	TT	TFL	Sacks	C-R	BK	PBU	INT	Hry.	
2011		Redshirt										
2012		Did Not Play										
2013		Did Not Play										
2014	12/3	7	12	19	4-9	0.5-6	0-0	0	1	0	1	
2015	1/1	1	1	2	2-2	1.0-1	0-0	0	0	0	1	
Totals	13/4	8	13	21	6-11	1.5-7	0-0	0	1	0	2	

CAREER HONORS

- » Nebraska Team Captain (2015)
- » Nebraska Lifter of the Year (2014)
- » Nebraska Scholar-Athlete Honor Roll (Spring, 2014)

2015 SEASON NOTES

»

CAREER SINGLE-GAME HIGHS

- » Tackles – 9 vs. McNeese State (2014)
- » Tackles for Loss – 2, four times
- » Sacks – 1.0, six times

2015 GAME-BY-GAME

Opponent	--Tackles--		-Sacks-		FF-FR-Yds	Int-Yds	QBH	PBU
	UT-AT-TT	TFL-Yds	No-Yds					
BYU	1-1-2	2-2	1.0-1	0-0-0	0-0	1	0	
South Alabama	0-0-0	0-0	0.0-0	0-0-0	0-0	0	0	
at Miami	0-0-0	0-0	0.0-0	0-0-0	0-0	0	0	
Southern Miss	0-0-0	0-0	0.0-0	0-0-0	0-0	0	0	
at Illinois	0-0-0	0-0	0.0-0	0-0-0	0-0	0	0	
Wisconsin	0-0-0	0-0	0.0-0	0-0-0	0-0	0	0	
at Minnesota	0-0-0	0-0	0.0-0	0-0-0	0-0	0	0	
Northwestern	0-0-0	0-0	0.0-0	0-0-0	0-0	0	0	
at Purdue	0-0-0	0-0	0.0-0	0-0-0	0-0	0	0	
Michigan State	0-0-0	0-0	0.0-0	0-0-0	0-0	0	0	
at Rutgers	0-0-0	0-0	0.0-0	0-0-0	0-0	0	0	
Iowa	0-0-0	0-0	0.0-0	0-0-0	0-0	0	0	
Totals	1-1-2	2-2	1.0-1	0-0-0	0-0	1	0	

2015 SINGLE-GAME HIGHS

- » Tackles - 2 vs. BYU
- » Tackles for Loss – 2 vs. BYU
- » Sacks – 1.0 vs. BYU



#98 VINCENT VALENTINE • Jr. • DT

EDWARDSVILLE, ILL.
HIAWATHA HS

CAREER STATS

-----Tackles-----											QB	
Year	G/S	UT	AT	TT	TFL	Sacks	Fum. C-R	BK	PBU	INT	Hry.	
2012		Redshirt										
2013	13/6	12	9	21	5-14	1.0-8	0-0	0	0	0	0	
2014	13/11	20	25	45	7-28	3.0-22	1-0	0	2	0	2	
2015	1/1	0	1	1	0-0	0.0-0	0-0	0	0	0	0	
Totals	27/18	32	35	67	12-42	4.0-30	1-0	0	2	0	2	

CAREER HONORS

- » Honorable-Mention Big Ten All-Freshman Team (BTN, 2013)
- » Nebraska Scholar-Athlete Honor Roll (Spring, 2013)

2015 SEASON NOTES

»

CAREER SINGLE-GAME HIGHS

- » Tackles – 6 vs. Miami, at Iowa, vs. USC (2014)
- » Tackles for Loss – 3 at Fresno State (2014)
- » Sacks – 2.0 at Fresno State (2014)

2015 GAME-BY-GAME

	--Tackles--		-Sacks-				
Opponent	UT-AT-TT	TFL-Yds	No-Yds	FF-FR-Yds	Int-Yds	QBH	PBU
BYU	0-1-1	0-0	0.0-0	0-0-0	0-0	0	0
South Alabama	0-0-0	0-0	0.0-0	0-0-0	0-0	0	0
at Miami	0-0-0	0-0	0.0-0	0-0-0	0-0	0	0
Southern Miss	0-0-0	0-0	0.0-0	0-0-0	0-0	0	0
at Illinois	0-0-0	0-0	0.0-0	0-0-0	0-0	0	0
Wisconsin	0-0-0	0-0	0.0-0	0-0-0	0-0	0	0
at Minnesota	0-0-0	0-0	0.0-0	0-0-0	0-0	0	0
Northwestern	0-0-0	0-0	0.0-0	0-0-0	0-0	0	0
at Purdue	0-0-0	0-0	0.0-0	0-0-0	0-0	0	0
Michigan State	0-0-0	0-0	0.0-0	0-0-0	0-0	0	0
at Rutgers	0-0-0	0-0	0.0-0	0-0-0	0-0	0	0
Iowa	0-0-0	0-0	0.0-0	0-0-0	0-0	0	0
Totals	0-1-1	0-0	0.0-0	0-0-0	0-0	0	0

2015 SINGLE-GAME HIGHS

- » Tackles - 1 vs. BYU
- » Tackles for Loss – 0
- » Sacks – 0



2015 Nebraska Schedule and Results

DATE	OPPONENT	RESULT	SCORE	RECORD	CONFERENCE	TIME	ATTEND
Sept. 5	BYU	L	28-33	0-1	0-0	3:42	89,959

* Big Ten conference game

Team Statistics

TEAM STATISTICS	NU	OPP
SCORING	28	33
Points Per Game	28.0	33.0
Points Off Turnovers	21	21
FIRST DOWNS	25	21
Rushing	9	7
Passing	16	13
Penalty	0	1
RUSHING YARDAGE	126	132
Yards gained rushing	169	160
Yards lost rushing	43	28
Rushing Attempts	37	26
Average Per Rush	3.4	5.1
Average Per Game	126.0	132.0
TDs Rushing	1	2
PASSING YARDAGE	319	379
Comp-Att-Int	24-41-1	28-46-1
Average Per Pass	7.8	8.2
Average Per Catch	13.3	13.5
Average Per Game	319.0	379.0
TDs Passing	3	2
TOTAL OFFENSE	445	511
Total Plays	78	72
Average Per Play	5.7	7.1
Average Per Game	445.0	511.0
KICK RETURNS: #-Yards	1-19	1-19
PUNT RETURNS: #-Yards	1-5	1-11
INT RETURNS: #-Yards	1-43	1-0
KICK RETURN AVERAGE	19.0	19.0
PUNT RETURN AVERAGE	5.0	11.0
INT RETURN AVERAGE	43.0	0.0
FUMBLES-LOST	1-1	0-0
PENALTIES-Yards	12-90	4-30
Average Per Game	90.0	30.0
PUNTS-Yards	6-265	5-255
Average Per Punt	44.2	51.0
Net punt average	42.3	46.0
KICKOFFS-Yards	5-325	6-365
Average Per Kick	65.0	60.8
Net kick average	41.2	41.0
TIME OF POSSESSION/Game	32:53	27:07
3RD-DOWN Conversions	6/13	3/14
3rd-Down Pct	46%	21%
4TH-DOWN Conversions	0/0	2/4
4th-Down Pct	0%	50%
SACKS BY-Yards	3-11	3-24
MISC YARDS	0	0
TOUCHDOWNS SCORED	4	4
FIELD GOALS-ATTEMPTS	0-2	2-2
ON-SIDE KICKS	0-0	0-0
RED-ZONE SCORES	(3-3) 100%	(4-4) 100%
RED-ZONE TOUCHDOWNS	(3-3) 100%	(2-4) 50%
PAT-ATTEMPTS	(4-4) 100%	(3-3) 100%
ATTENDANCE	89959	0
Games/Avg Per Game	1/89959	0/0
Neutral Site Games		0/0

SCORE BY QUARTERS	1ST	2ND	3RD	4TH	OT	TOTAL
Nebraska	14	0	14	0		28
Opponents	7	17	0	9		33

2015 Nebraska Individual Statistics

RUSHING	GP-GS	ATT	GAIN	LOSS	NET	AVG	TD	LONG	AVG/G
Newby, Terrell	1-1	10	46	3	43	4.3	1	14	43.0
Cross, Imani	1-0	7	36	2	34	4.9	0	14	34.0
Moore, Alonzo	1-1	2	24	0	24	12.0	0	13	24.0
Wilbon, Mikale	1-0	6	21	7	14	2.3	0	7	14.0
Reilly, Brandon	1-0	1	11	0	11	11.0	0	11	11.0
Armstrong Jr., Tommy	1-1	9	31	29	2	0.2	0	15	2.0
Turner, Jamal	1-0	2	0	2	-2	-1.0	0	0	-2.0
Total	1	37	169	43	126	3.4	1	15	126.0
Opponents	1	26	160	28	132	5.1	2	35	132.0

FUMBLE RETURNS	NO.	YDS	AVG	TD	LONG
None					
Total	0	0	0.0	0	0
Opponents	0	0	0.0	0	0

FIELD GOALS	FGM-FGA	PCT	01-19	20-29	30-39	40-49	50-99	LG	BLK
Brown, Drew	0-2	0.0	0-0	0-0	0-0	0-2	0-0	0	0
Totals	0-0	0.0	0-0	0-0	0-0	0-2	0-0	0	0
Opponents	2-2	100.0	0-0	0-0	1-1	1-1	0-0	41	0

FG SEQUENCE	NEBRASKA	OPPONENTS
BYU	40,41	(41),(35)

Numbers in parentheses indicate field goal was made.

PASSING	G-S	EFFIC	CMP-ATT-INT	PCT	YDS	TD	LNG	AVG/G
Armstrong Jr., Tommy	1	143.16	24-41-1	58.5	319	3	27	319.0
Total	1	143.16	24-41-1	58.5	319	3	27	319.0
Opponents	1	140.08	28-46-1	60.9	379	2	53	379.0

RECEIVING	G-GS	NO.	YDS	AVG	TD	LONG	AVG/G
Westerkamp, Jordan	1-0	7	107	15.3	1	21	107.0
Reilly, Brandon	1-0	5	70	14.0	0	27	70.0
Moore, Alonzo	1-1	3	48	16.0	1	22	48.0
Wilbon, Mikale	1-0	2	28	14.0	0	14	28.0
Turner, Jamal	1-0	2	21	10.5	0	16	21.0
Morgan Jr., Stanley	1-0	2	19	9.5	0	14	19.0
Hovey, Lane	1-1	2	17	8.5	0	11	17.0
Foster, Trey	1-0	1	9	9.0	1	9	9.0
Total	1	24	319	13.3	3	27	319.0
Opponents	1	28	379	13.5	2	53	379.0

PUNTING	NO.	YDS	AVG	LONG	TB	FC	I20	50+	BLKD
Foltz, Sam	4	184	46.0	67	0	0	1	0	0
Broekemeier, Tyson	2	81	40.5	48	0	1	1	0	0
Total	6	265	44.2	67	0	1	2	0	0
Opponents	5	255	51.0	77	1	2	2	0	0

KICKOFFS	NO.	YDS	AVG	TB	OB	RETN	NET	YDLN
Brown, Drew	5	325	65.0	4	0			
Total	5	325	65.0	4	0	19	41.2	23
Opponents	6	365	60.8	4	1	19	41.0	24

PUNT RETURNS	NO.	YDS	AVG	TD	LONG
Morgan Jr., Stanley	1	5	5.0	0	5
Total	1	5	5.0	0	5
Opponents	1	11	11.0	0	11

INTERCEPTIONS	NO.	YDS	AVG	TD	LONG
Gerry, Nate	1	43	43.0	0	43
Total	1	43	43.0	0	43
Opponents	1	0	0.0	0	0

KICK RETURNS	NO.	YDS	AVG	TD	LONG
Newby, Terrell	1	19	19.0	0	19
Total	1	19	19.0	0	19
Opponents	1	19	19.0	0	19



SCORING	TD	FGS	----- PATS -----		RCV	PASS	DXP	SAF	PTS
			KICK	RUSH					
Moore, Alonzo	1	0-0	0-0	0-0	0	0-0	0	0	6
Newby, Terrell	1	0-0	0-0	0-0	0	0-0	0	0	6
Westerkamp, Jordan	1	0-0	0-0	0-0	0	0-0	0	0	6
Foster, Trey	1	0-0	0-0	0-0	0	0-0	0	0	6
Brown, Drew	0	0-2	4-4	0-0	0	0-0	0	0	4
Total	4	0-2	4-4	0-0	0	0-0	0	0	28
Opponents	4	2-2	3-3	0-0	0	0-0	0	0	33

ALL PURPOSE	G	RUSH	REC	PR	KOR	IR	TOT	AVG/G
Westerkamp, Jordan	1	0	107	0	0	0	107	107.0
Reilly, Brandon	1	11	70	0	0	0	81	81.0
Moore, Alonzo	1	24	48	0	0	0	72	72.0
Newby, Terrell	1	43	0	0	19	0	62	62.0
Gerry, Nate	1	0	0	0	0	43	43	43.0
Wilbon, Mikale	1	14	28	0	0	0	42	42.0
Cross, Imani	1	34	0	0	0	0	34	34.0
Morgan Jr., Stanley	1	0	19	5	0	0	24	24.0
Turner, Jamal	1	-2	21	0	0	0	19	19.0
Hovey, Lane	1	0	17	0	0	0	17	17.0
Foster, Trey	1	0	9	0	0	0	9	9.0
Armstrong Jr., Tommy	1	2	0	0	0	0	2	2.0
Total	1	126	319	5	19	43	512	512.0
Opponents	1	132	379	11	19	0	541	541.0

TOTAL OFFENSE	G	PLAYS	RUSH	PASS	TOTAL	AVG/G
Armstrong Jr., Tommy	1	50	2	319	321	321.0
Newby, Terrell	1	10	43	0	43	43.0
Cross, Imani	1	7	34	0	34	34.0
Moore, Alonzo	1	2	24	0	24	24.0
Wilbon, Mikale	1	6	14	0	14	14.0
Reilly, Brandon	1	1	11	0	11	11.0
Turner, Jamal	1	2	-2	0	-2	-2.0
Total	1	78	126	319	445	445.0
Opponents	1	72	132	379	511	511.0



Defensive Statistics

		-----TACKLES-----					-SACKS-		---PASS DEF---		---FUMBLES---		BLKD	
NAME	GP-GS	SOLO	AST	TOTAL	TFL-YDS	NO-YARDS	INT-YDS	BRUP	QBH	RCV-YDS	FF	KICK	SAF	
Kalu, Joshua	1-1	8	1	9	2.0-8	.	.	1	
Young, Dedrick	1-1	4	3	7	.	.	.	1	
Gerry, Nate	1-1	4	2	6	.	.	1-43	
Williams, Aaron	1-1	4	2	6	
Banderas, Josh	1-1	3	3	6	2.0-6	.	.	.	1	
Davie, Daniel	1-1	5	.	5	.	.	.	2	
Cockrell, Byerson	1-1	4	1	5	
Gangwish, Jack	1-1	1	1	2	1.5-2	1.0-1	.	.	1	
McMullen, Greg	1-1	1	1	2	1.0-7	1.0-7	
Akinmoladun, Freedom	1-0	1	1	2	1.0-3	1.0-3	.	.	1	
Nabity, Graham	1-0	1	.	1	
Reed, Antonio	1-0	.	1	1	
Williams, Kieron	1-0	.	1	1	
Gifford, Luke	1-0	.	1	1	
Valentine, Vincent	1-1	.	1	1	
Collins, Maliek	1-1	.	1	1	1	
Williams, Kevin	1-0	.	1	1	0.5-2	
Joseph, Boaz	1-0	.	1	1	
Total	1-0	36	22	58	8-28	3-11	1-43	4	4	
Opponents	1-0	-	-	-	-	3-24	1-0	1	4	1-0	.	.	.	



SPECIAL TEAMS TACKLES	S-A/TOT	BYU	USA	MIAMI	USM	ILL	WIS	MINN	NW	PUR	MSU	RUT	IOWA	B1G	BOWL
Nabity, Graham	1-0/1	1-0/1													
Joseph, Boaz	0-1/1	0-1/1													
Reed, Anthony	0-1/1	0-1/1													



Individual Game By Game

RUSHING	NO-YDS/TD	BYU	USA	MIAMI	USM	ILL	WIS	MINN	NW	PUR	MSU	RUT	IOWA	B1G	BOWL
Newby, Terrell RB	10-43/1	10-43/1													
Cross, Imani RB	7-34/0	7-34/0													
Moore, Alonzo WR	2-24/0	2-24/0													
Wilbon, Mikale RB	6-14/0	6-14/0													
Reilly, Brandon WR	1-11/0	1-11/0													
Armstrong Jr., Tommy QB	9-2/0	9-2/0													
Turner, Jamal WR	2-2/0	2-2/0													

RECEIVING	NO-YDS/TD	BYU	USA	MIAMI	USM	ILL	WIS	MINN	NW	PUR	MSU	RUT	IOWA	B1G	BOWL
Westerkamp, Jordan WR	7-107/1	7-107/1													
Reilly, Brandon WR	5-70/0	5-70/0													
Moore, Alonzo WR	3-48/1	3-48/1													
Wilbon, Mikale RB	2-28/0	2-28/0													
Turner, Jamal WR	2-21/0	2-21/0													
Morgan Jr., Stanley WR	2-19/0	2-19/0													
Hovey, Lane WR	2-17/0	2-17/0													
Foster, Trey TE	1-9/1	1-9/1													

PASSING										
Armstrong Jr., Tommy	Att	Comp	Int	Pct	Yards	TD	Long	Sack	Yds	Effic.
BYU	41	24	1	58.5	319	3	27	3	24	143.2
TOTALS	41	24	1	58.5	319	3	27	3	24	143.2

PUNT RETURNS	NO-YDS	BYU	USA	MIAMI	USM	ILL	WIS	MINN	NW	PUR	MSU	RUT	IOWA	B1G	BOWL
Morgan Jr., Stanley	1-5	1-5													

KICK RETURNS	NO-YDS	BYU	USA	MIAMI	USM	ILL	WIS	MINN	NW	PUR	MSU	RUT	IOWA	B1G	BOWL
Newby, Terrell	1-19	1-19													

Defense Game By Game

TOTAL TACKLES	UA-A	TOT	BYU	USA	MIAMI	USM	ILL	WIS	MINN	NW	PUR	MSU	RUT	IOWA	B1G	BOWL
Kalu, Joshua DB	8-1	9	8-1													
Young, Dedrick LB	4-3	7	4-3													
Williams, Aaron DB	4-2	6	4-2													
Gerry, Nate DB	4-2	6	4-2													
Banderas, Josh LB	3-3	6	3-3													
Cockrell, Byerson DB	4-1	5	4-1													
Davie, Daniel DB	5-0	5	5-0													
Akinmoladun, Freedom DE	1-1	2	1-1													
McMullen, Greg DE	1-1	2	1-1													
Gangwish, Jack DE	1-1	2	1-1													
Williams, Kieron DB	0-1	1	0-1													
Nabity, Graham IB	1-0	1	1-0													
Williams, Kevin DT	0-1	1	0-1													
Valentine, Vincent DT	0-1	1	0-1													
Collins, Maliek DT	0-1	1	0-1													
Gifford, Luke LB	0-1	1	0-1													
Reed, Antonio DB	0-1	1	0-1													
Joseph, Boaz DB	0-1	1	0-1													





Defense Game By Game

TACKLES FOR LOSS	UA-A	TOT	BYU	USA	MIAMI	USM	ILL	WIS	MINN	NW	PUR	MSU	RUT	IOWA	B1G	BOWL
Kalu, Joshua DB	2-0	2.0	2.0-8													
Banderas, Josh LB	2-0	2.0	2.0-6													
Gangwish, Jack DE	1-1	1.5	1.5-2													
Akinmoladun, Freedom DE	1-0	1.0	1.0-3													
McMullen, Greg DE	1-0	1.0	1.0-7													
Williams, Kevin DT	0-1	0.5	0.5-2													

SACKS	UA-A	TOT	BYU	USA	MIAMI	USM	ILL	WIS	MINN	NW	PUR	MSU	RUT	IOWA	B1G	BOWL
Akinmoladun, Freedom DE	1-0	1.0	1.0-3													
McMullen, Greg DE	1-0	1.0	1.0-7													
Gangwish, Jack DE	1-0	1.0	1.0-1													

INT RETURNS	NO-YDS	BYU	USA	MIAMI	USM	ILL	WIS	MINN	NW	PUR	MSU	RUT	IOWA	B1G	BOWL
Gerry, Nate	1-43	1-43													

FUMBLES RECOVERED	NO	BYU	USA	MIAMI	USM	ILL	WIS	MINN	NW	PUR	MSU	RUT	IOWA	B1G	BOWL
None															

FORCED FUMBLES	NO	BYU	USA	MIAMI	USM	ILL	WIS	MINN	NW	PUR	MSU	RUT	IOWA	B1G	BOWL
None															

FUMBLE RETURNS	NO-YDS	BYU	USA	MIAMI	USM	ILL	WIS	MINN	NW	PUR	MSU	RUT	IOWA	B1G	BOWL
None															

Nebraska Team Game By Game

DATE	OPPONENT	---RUSHING---				---RECEIVING---				-----PASSING-----				---KICK RET---				---PUNT RET---				TOTAL OFF.
		NO.	YDS	TD	LG	NO.	YDS	TD	LG	CMP-ATT-INT	YDS	TD	LG	NO	YDS	TD	LG	NO	YDS	TD	LG	
Sept. 5, 2015	BYU	37	126	1	15	24	319	3	27	24-41-1	319	3	27	1	19	0	19	1	5	0	5	445
	Totals	37	126	1	15	24	319	3	27	24-41-1	319	3	27	1	19	0	19	1	5	0	5	445
	Opponent	26	132	2	35	28	379	2	53	28-46-1	379	2	53	1	19	0	19	1	11	0	11	511

DATE	OPPONENT	-----TACKLES-----				---SACKS---		---FUMBLE---		INT-YDS	QBH	PASS BRK	BLKD KICK	---KICKS-----XPTS---				SAF	PTS
		SOLO	AST	TOTAL	TFL-YDS	NO-YDS	FF	FR-YDS	ATT-MAD					RUN	RCV				
Sept. 5, 2015	BYU	36	22	58	8.0-28	3.0-11	0	0-0	1-43	4	4	0	4-4	0	0	0	0	28	
	Totals	36	22	58	8.0-28	3.0-11	0	0-0	1-43	4	4	0	4-4	0	0	0	0	28	
	Opponent	35	38	73	7.0-38	3.0-24	0	1-0	1-0	4	1	0	3-3	0	0	0	0	33	

DATE	OPPONENT	PUNTING									FIELD GOALS			KICKOFFS				
		NO	YDS	AVG	LONG	BLKD	TB	FC	50+	I20	ATT	MADE	LG	BLKD	NO	YDS	AVG	TB
Sept. 5, 2015	BYU	6	265	44.2	67	0	0	1	1	2	2-0	0	0	5	325	65.0	4	0
	Totals	6	265	44.2	67	0	0	1	1	2	2-0	0	0	5	325	65.0	4	0
	Opponent	5	255	51.0	77	0	1	2	2	2	2-2	41	0	6	365	60.8	4	1

Opponent Team Game By Game

DATE	OPPONENT	---RUSHING---				---RECEIVING---				-----PASSING-----				---KICK RET---				---PUNT RET---				TOTAL OFF.
		NO.	YDS	TD	LG	NO.	YDS	TD	LG	CMP-ATT-INT	YDS	TD	LG	NO	YDS	TD	LG	NO	YDS	TD	LG	
Sept. 5, 2015	BYU	26	132	2	35	28	379	2	53	28-46-1	379	2	53	1	19	0	19	1	11	0	11	511
	Opponent totals	26	132	2	35	28	379	2	53	28-46-1	379	2	53	1	19	0	19	1	11	0	11	511
	NEBRASKA	37	126	1	15	24	319	3	27	24-41-1	319	3	27	1	19	0	19	1	5	0	5	445

DATE	OPPONENT	-----TACKLES-----				---SACKS---		---FUMBLE---		PASS BRK	BLKD KICK	---KICKS-----XPTS---				SAF	PTS
		SOLO	AST	TOTAL	TFL-YDS	NO-YDS	FF	FR-YDS	INT-YDS			QBH	ATT-MAD	RUN	RCV		
Sept. 5, 2015	BYU	35	38	73	7.0-38	3.0-24	0	1-0	1-0	4	1	0	3-3	0	0	0	33
	Opponent totals	35	38	73	7.0-38	3.0-24	0	1-0	1-0	4	1	0	3-3	0	0	0	33
	NEB	36	22	58	8.0-28	3.0-11	0	0-0	1-43	4	4	0	4-4	0	0	0	28

DATE	OPPONENT	-----PUNTING-----								---FIELD GOALS---			-----KICKOFFS-----					
		NO	YDS	AVG	LONG	BLKD	TB	FC	50+	I20	ATT-MADE	LG	BLKD	NO	YDS	AVG	TB	OB
Sept. 5, 2015	BYU	5	255	51.0	77	0	1	2	2	2	2-2	41	0	6	365	60.8	4	1
	Opponent totals	5	255	51.0	77	0	1	2	2	2	2-2	41	0	6	365	60.8	4	1
	NEBRASKA	6	265	44.2	67	0	0	1	1	2	2-0	0	0	5	325	65.0	4	0



Team Comparison

OPPONENT	SCORE	1ST DNS (RUN/PASS/PEN.)	RUSHING	PASSING	PASS YDS	TOTAL OFFENSE	RET YDS	T/O
BYU	28-33	25/21 (9/7; 16/13; 0/1)	37-126/26-132	24-41-1/28-46-1	319/379	78-445/72-511	67/30	2/1
Totals	28-33	25/21 (9/7; 16/13; 0/1)	37-126/26-132	24-41-1/28-46-1	319/379	78-445/72-511	67/30	2/1

Note: Game totals are displayed in the format TEAM/OPPONENT for each category

OPPONENT	3RD DOWN	4TH DOWN	TIME POSS	MARGIN	YDS/RUSH	YDS/PASS	YDS/PLAY	PUNTING	PENLTIES
BYU	6-13/3-14	0-0/2-4	32:53/27:07	5:46	3.4/5.1	7.8/8.2	5.7/7.1	6-44.2/5-51.0	12-90/4-30
Totals	6-13/3-14	0-0/2-4	32:53/27:07	5:46	3.4/5.1	7.8/8.2	5.7/7.1	6-44.2/5-51.0	90/30

Note: Game totals are displayed in the format TEAM/OPPONENT for each category

Nebraska Red Zone Chart

NEBRASKA INSIDE OPPONENTS RED-ZONE

DATE	OPPONENT	SCORE	TIMES IN RZ	TIMES SCORED	PTS	TOTAL TDS	RUSH TDS	PASS TDS	FGS MADE	----- FGA	FAILED TO SCORE INSIDE RZ -----	DOWN	INT	FUMB	HALF	GAME
Sept.5	BYU	L, 28-33	3	3	21	3	1	2	0	0	0	0	0	0	0	0
	Totals		3	3	21	3	1	2	0	0	0	0	0	0	0	0
	3 of 3 (100.0%)															

OPPONENT INSIDE NEBRASKA RED-ZONE

DATE	OPPONENT	SCORE	TIMES IN RZ	TIMES SCORED	PTS	TOTAL TDS	RUSH TDS	PASS TDS	FGS MADE	----- FGA	FAILED TO SCORE INSIDE RZ -----	DOWN	INT	FUMB	HALF	GAME
Sept. 5	BYU	L, 28-33	4	4	20	2	1	1	2	0	0	0	0	0	0	0
	Totals		4	4	20	2	1	1	2	0	0	0	0	0	0	0
	4 of 4 (100.0%)															

LONG SEASON PLAYS (20 OR MORE YARDS)

	Husker Long Plays				Opponent Long Plays			
	Rush	Pass	Ret.	Total	Rush	Pass	Ret.	Total
BYU	0	3	1	4	3	5	0	8
Totals	0	3	1	4	3	5	0	8

OPPONENT LONG PLAYS (8; 3 RUNS; 5 PASSES; 0 RETURNS)

Yards	Opponent	Play	Result
53	BYU	Pass (Hill-Kurtz)	1st-10
53	BYU	Run (Hill)	1st-10
42	BYU	Pass (Mangum-Mathews)	Touchdown
38	BYU	Pass (Mangum-Kurtz)	1st-10
24	BYU	Pass (Hill-Houk)	1st-10
21	BYU	Pass (Hill-Blackmon)	1st-10
21	BYU	Run (Hill)	Touchdown
20	BYU	Run (Hine)	1st-10

DRIVE SUPERLATIVES

	Nebraska	Opponent
Most Yards (Result)	88 vs. BYU (TD)	99 vs. BYU (TD)
Most Plays (Result)	11 vs. BYU (Missed FG)	11 vs. BYU (FG)
Most Time (Result)	3:47 vs. BYU (TD)	4:59 vs. BYU (FG)

NEBRASKA LONG PLAYS (4; 0 RUNS; 3 PASSES; 1 RETURNS)

Yards	Opponent	Play	Result
43	BYU	IR (Gerry)	1st-10
27	BYU	Pass (Armstrong-Reilly)	1st-10
22	BYU	Pass (Armstrong Jr.-Moore)	Touchdown
21	BYU	Pass (Armstrong Jr.-Westekamp)	1ST-10

GAME-OPENING DRIVES

Opponent	[----- Nebraska -----]			[----- Opponent -----]		
	Pts.	1st Dwn	Yds	Pts.	1st Dwn	Yds
BYU	7	5	88	0	2	29

SECOND HALF-OPENING DRIVES

Opponent	[----- Nebraska -----]			[----- Opponent -----]		
	Pts.	1st Dwn	Yds	Pts.	1st Dwn	Yds
BYU	0	0	0	0	1	15

[illegible]

	[----Drive-----]					
Opponent	Plays	Yds	Time	Score	Qtr./Time	Play
BYU	4	99	1:31	7-7	1st/2:50	Hill 3-yd. run
BYU	8	75	13:13	14-14	2nd/13:13	Hill 21-yd. run
BYU	11	55	4:59	14-17	2nd/5:42	Samson 41-yd. FG
BYU	3	22	1:13	14-24	2nd.3:48	Mathews 15-yd. pass from Hill
BYU	9	71	4:15	28-27	4th/7:57	Samson 35-yd. FG
BYU	7	76	0:48	28-23	4th/0:00	Mathews 42-yd. pass from Mangum

	[----Drive----]					
Opponent	Plays	Yds	Time	Score	Qtr./Time	Play
BYU	9	88	3:47	7-0	1st/8:10	Westerlamp 14-yd. pass from Armstrong
BYU	7	65	2:34	14-7	1st/0:16	Moore 22-yd. pass from Armstrong
BYU	3	35	1:13	21-24	3rd/10:39	Newby 10-yd. run
BYU	8	62	3:29	28-24	3rd/5:31	Foster 9-yd. pass from Armstrong

Game	TOs Gained	TDs	FG-FGA	Pts.	(NU Fumbles/Lost, INT)
BYU	1 (0/0 F/L, 1 INT)	1	0-0	7	1 (1/1, 1 INT)

Nebraska	1 (0/0 F/L, 1 INT)	1	0-0	7	1 (1/1, 1 INT)
Opponent	2 (1/1 F/L, 1 INT)	1	0-0	7	1 (0/0 F/L, 1 INT)

	NU Avg. Start (yards/drives/in 20/past 50)	Opp. Avg. Start (yards/drives/in 20/past 50)	NU lead
Florida Atlantic	28.7 (402/14/2/1)	29.9 (419/14/3/2)	-1.2
Totals	28.7 (402/14/2/1)	29.9 (419/14/3/2)	-1.2

*does not include drives with time of 0:00 (ie, defensive and special teams touchdowns, end of half turnovers, overtime, etc.)

BYU 12-90 4-30

Totals (Avg/Penalty)	12-90 (7.5)	4-30 (7.5)
Avg/G	12-90.0	4.0-30.0

Individual Career/Season Superlatives

SEASON AND CAREER, MOST PASSING YARDS

Player	2015	Career
Tommy Armstrong Jr.	319 vs. BYU	381 vs. USC, 2014
Ryker Fife		22 at Fresno State, 2014
De'Mornay Pierson-El		16 at Northwestern, 2014

*Indicates touchdown pass

SEASON AND CAREER, MOST RECEIVING YARDS

Player	2015	Career
Taariq Allen		34 at Iowa, 2014
Tommy Armstrong Jr.		16 at Northwestern, 2014
Christian Bailey		10 at Fresno State, 2014
Sam Burch		86 vs. Michigan State, 2013
Cethan Carter		48 at Iowa, 2014
Sam Cotton		23 at Fresno State, 2014
Imani Cross		-1 vs. Wyoming, 2013
Trey Foster	9 vs. BYU	9 at Purdue, 2013
Lane Hovey	17 vs. BYU	48 at Fresno State, 2014
Andy Janovich		16 at Michigan State, 2014
Alonzo Moore	48 vs. BYU	Same
Stanley Morgan Jr.	19 vs. BYU	Same
Terrell Newby		21 vs. Illinois, 2014
De'Mornay Pierson-El		134 vs. USC, 2014
Brandon Reilly	70 vs. BYU	Same
Jamal Turner	21 vs. BYU	84 at Wisconsin, 2011
Jordan Westerkamp	107 vs. BYU	158 at Michigan State, 2014
Mikale Wilbon	28 vs. BYU	Same

Indicates touchdown scored

SEASON AND CAREER, LONGEST PASS

2015	Career
	99* vs. Georgia, 2013 (Enunwa)
	12 at Fresno State (T. Newby)
	16* at Northwestern (Armstrong)

SEASON AND CAREER, LONGEST CATCH

2015	Career
	34* at Iowa, 2014 (Armstrong)
	16* at Northwestern, 2014 (Pierson-El)
	10* at Fresno State, 2014 (Fyfe)
	32* vs. Michigan State, 2013 (Armstrong)
	34 at Iowa, 2014 (Armstrong)
	23* at Fresno State, 2014 (Armstrong)
	-1 vs. Wyoming, 2013 (Martinez)
9* vs. BYU (Armstrong)	9 at Purdue, 2013 (Kellogg)
11 vs. BYU (Armstrong)	29 at Fresno State, 2014 (Armstrong)
	16 at Michigan State, 2014 (Armstrong)
22* vs. BYU (Armstrong)	43 at Michigan State, 2014 (Armstrong)
14 vs. BYU (Armstrong)	
	20 vs. Illinois, 2014 (Armstrong)
	46 at Northwestern, 2014 (Armstrong)
27 vs. BYU (Armstrong)	35 at Iowa, 2014 (Armstrong)
16 vs. BYU (Armstrong)	43 vs. Fresno State, 2011 (Martinez)
21 vs. BYU (Armstrong)	70* at Fresno State, 2014 (Armstrong)
14 vs. BYU (Armstrong)	Same

SEASON AND CAREER, MOST RUSHING YARDS

Player	2015	Career
Tommy Armstrong Jr.	2 vs. BYU	131 vs. McNeese State, 2014
Imani Cross	34 vs. BYU	109 vs. Illinois, 2014
Sam Foltz		14 vs. Wisconsin, 2014
Ryker Fife		29 vs. Florida Atlantic, 2014
Andy Janovich		6 vs. Idaho State, 2012
Alonzo Moore	24 vs. BYU	Same
Graham Nabity		14 vs. South Dakota State, 2013
Jordan Nelson		35 vs. Illinois, 2014
Terrell Newby	43 vs. BYU	107 vs. Florida Atlantic, 2014
De'Mornay Pierson-El		10 at Iowa, 2014
Brandon Reilly	11 vs. BYU	Same
Jamal Turner	-2 vs. BYU	6 at UCLA, 2012
Jordan Westerkamp		7 vs. South Dakota State, 2013
Mikale Wilbon	14 vs. BYU	Same

*Indicates touchdown scored

SEASON AND CAREER, LONGEST RUN

2015	Career
15 vs. BYU	42 vs. McNeese State, 2014
14 vs. BYU	62* at Fresno State, 2014
	14 vs. Wisconsin, 2014
	15 vs. Florida Atlantic, 2014
	3 vs. Idaho State, 2012
	Same
13 vs. BYU	6 vs. Southern Miss; vs. SDSU, 2013
	18 vs. Illinois, 2014
43 vs. BYU	43 vs. Florida Atlantic, 2014
	6 at Iowa, 2014
11 vs. BYU	Same
	6 at UCLA, 2012
	7 vs. South Dakota State, 2013
7 vs. BYU	Same

SEASON AND CAREER, MOST TACKLES, TFLS AND SACKS

Player	Tackles (2015)	Career	TFL (2015)	Career	Sacks (2015)	Career
Freedom Akinmoladun	2 vs. BYU		1 vs. BYU		1.0 vs. BYU	Same
Josh Banderas	6 vs. BYU	11 vs. UCLA, 2013	2 vs. BYU	2 vs. UCLA, 2013; vs. BYU, 2015		1 vs. UCLA, 2013 at Purdue, '13
Byerson Cockrell	5 vs. BYU	5 3x, last vs. vs. BYU, 2015		1 at Fresno State, 2014		Same
Maliek Collins	1 vs. BYU	7 vs. Rutgers; at Iowa		3 vs. Rutgers		1 4x, last vs. Iowa, '14
Daniel Davie	5 vs. BYU	8 vs. Purdue, 2014		2 at Fresno State; vs. Miami		Same
Jack Gangwish	2 vs. BYU	5 vs. McNeese State; at Iowa, 2014	2 vs. BYU	Same	1.0 vs. BYU	Same
Nate Gerry	6 vs. BYU	15 at Iowa, 2014		3 at Iowa, 2014		0.5 vs. Illinois, 2014
Lane Hovey		2 vs. McNeese State, 2014		Same		Same
Charles Jackson		3 vs. Wyoming, 2013		Same		Same
Chris Jones		2 at Fresno St.; at NW, 2014		Same		Same
Boaz Joseph	1 vs. BYU	1 at Fresno State, 2014		Same		Same
Luke Gifford	1 vs. BYU	Same		Same		Same
Joshua Kalu	9 vs. BYU	Same	2 vs. BYU	Same		Same
Joe Keels		1 at Fresno State, 2014		Same		Same
Greg McMullen	2 vs. BYU	9 vs. McNeese State, 2014	1 vs. BYU	2, 3x, last vs. McNeese State, 2014	1.0 vs. BYU	1 5x, last vs. BYU, 2015
Kevin Maurice		2 at Fresno State, 2014		2 vs. Purdue, 2014		2.0 vs. Purdue
A.J. Natter		1 vs. Florida Atlantic, 2014		Same		Same
Marcus Newby		1 at Fresno State, 2014		1 at Fresno State, 2014		1 at Fresno State, 2014
Logan Rath		4 vs. Florida Atlantic, 2014		1 vs. Florida Atlantic, 2014		Same
Antonio Reed	1 vs. BYU	Same		Same		Same
Michael Rose-Ivey		17 vs. Iowa, 2013		4 vs. Iowa, 2013		Same
Jonathan Rose		3 4x last vs. Wisconsin, 2014		Same		Same
Brad Simpson		1 at Fresno State, '14; vs. Purdue, '14		Same		Same
Aaron Williams	6 vs. BYU	Same		Same		Same
Kevin Williams	1 vs. BYU	6 at Iowa, 2014		3 at Northwestern, 2014		2.5 at Northwestern, 2014
Kieron Williams	1 vs. BYU	2 vs. McNeese St., '14; vs. Purdue '14		1 vs. Illinois, 2014		Sams
Vincent Valentine	1 vs. BYU	6 vs. Miami; at Iowa, 2014		3 at Fresno State, 2014		2.0 at Fresno State, 2014
Chris Weber		2 at Fresno State, 2014		Same		Same
Dedrick Young	7 vs. BYU	Same		Same		Same



Nebraska Statistical Highs and Lows

NEBRASKA TOTALS	HIGHS	LOWS
Points Scored	28 vs. BYU	28 vs. BYU
First Downs	25 vs. BYU	25 vs. BYU
Rushing Attempts	37 vs. BYU	37 vs. BYU
Rushing Yards	126 vs. BYU	126 vs. BYU
Passes Attempted	24 vs. BYU	24 vs. BYU
Passes Completed	41 vs. BYU	41 vs. BYU
Had Intercepted	1 vs. BYU	1 vs. BYU
Passing Yards	319 vs. BYU	319 vs. BYU
Total Plays	78 vs. BYU	78 vs. BYU
Total Yards	445 vs. BYU	445 vs. BYU
Possession Time	32:53 vs. BYU	32:53 vs. BYU
Fumbles	1 vs. BYU	1 vs. BYU
Fumbles Lost	1 vs. BYU	1 vs. BYU
Turnovers	2 vs. BYU	2 vs. BYU
Turnover Margin	-1 vs. BYU	-1 vs. BYU
Penalties	12 vs. BYU	12 vs. BYU
Yards Penalized	90 vs. BYU	90 vs. BYU
Sacks By-Yards Lost	3-11 vs. BYU	3-11 vs. BYU
Team Tackles for Loss-Yards	8-28 vs. BYU	8-28 vs. BYU

OPPONENT TOTALS	HIGHS	LOWS
Points Scored	33 vs. BYU	33 vs. BYU
First Downs	21 vs. BYU	21 vs. BYU
Rushing Attempts	26 vs. BYU	26 vs. BYU
Rushing Yards	132 vs. BYU	132 vs. BYU
Passes Attempted	28 vs. BYU	28 vs. BYU
Passes Completed	46 vs. BYU	46 vs. BYU
Had Intercepted	1 vs. BYU	1 vs. BYU
Passing Yards	379 vs. BYU	379 vs. BYU
Total Plays	72 vs. BYU	72 vs. BYU
Total Yards	511 vs. BYU	511 vs. BYU
Possession Time	27:07 vs. BYU	27:07 vs. BYU
Fumbles	0 vs. BYU	0 vs. BYU
Fumbles Lost	0 vs. BYU	0 vs. BYU
Turnovers	1 vs. BYU	1 vs. BYU
Turnover Margin	+1 vs. BYU	+1 vs. BYU
Penalties	4 vs. BYU	4 vs. BYU
Yards Penalized	30 vs. BYU	30 vs. BYU
Sacks By-Yards Lost	3-24 vs. BYU	3-24 vs. BYU
Team Tackles for Loss-Yards	7-38 vs. BYU	7-38 vs. BYU

NEBRASKA INDIVIDUAL HIGHS

Most Rushing Attempts.....	10; Terrell Newby vs. BYU
Most Net Rushing Yards.....	43; Terrell Newby vs. BYU
Most Rushing TDs.....	1; Terrell Newby vs. BYU
Longest TD Run.....	10; Terrell Newby vs. BYU
Longest Run, No TD.....	14; Terrell Newby vs. BYU
Most Pass Attempts.....	41; Tommy Armstrong Jr. vs. BYU
Most Completed Passes.....	24; Tommy Armstrong Jr. vs. BYU
Most Passing Yards.....	319; Tommy Armstrong Jr. vs. BYU
Most Passing TDs.....	3; Tommy Armstrong Jr. vs. BYU
Longest TD Pass.....	22; Tommy Armstrong Jr. to Alonzo Moore vs. BYU
Longest Pass, No TD.....	27; Tommy Armstrong Jr. to Brandon Reilly vs. BYU
Most Pass Receptions.....	7; Jordan Westerkamp vs. BYU
Most Receiving Yards.....	107; Jordan Westerkamp vs. BYU
Most TD Receptions.....	1; Jordan Westerkamp vs. BYU; Alonzo Moore vs. BYU; Trey Foster vs. BYU
Most Total Offense Attempts.....	50; Tommy Armstrong Jr. vs. BYU (9 rush, 41 passes)
Most Total Offense Yards.....	321; Tommy Armstrong Jr. vs. BYU (2 rush, 319 passes)
Most All-Purpose Attempts.....	11; Terrell Newby vs. BYU (11 rushes, 0 reception; 1 kickoff returns)
Most All-Purpose Yards.....	107; Jordan Westerkamp vs. BYU
Most Touchdowns Scored.....	1; Four Players
Most Field Goals Attempted.....	2; Drew Brown vs. BYU
Most Field Goals Made.....	None
Longest Field Goal Made.....	None
Longest Field Goal Attempted.....	41; Drew Brown vs. BYU
Most Interceptions.....	1; Nate Gerry vs. BYU
Longest Interception TD Return.....	None
Longest Interception Return, No TD.....	43; Nate Gerry vs. BYU
Longest Fumble TD Return.....	None
Longest Fumble Return, No TD.....	None
Longest Punt Return, TD.....	None
Longest Punt Return, No TD.....	5; Stanley Morgan Jr. vs. BYU
Most Punt Return Yardage.....	5; Stanley Morgan Jr. vs. BYU
Longest Kickoff Return, TD.....	None
Longest Kickoff Return, No TD.....	19; Terrell Newby vs. BYU
Longest Blocked Punt, TD.....	None
Longest Blocked Field Goal Return.....	None
Most Kickoff Return Yardage.....	19; Terrell Newby vs. BYU (1 returns)
Most Punts.....	4; Sam Foltz vs. BYU (46.0 avg.)
Highest Punting Average.....	46.0; Sam Foltz vs. BYU (4 punts)
Longest Punt.....	67; Sam Foltz vs. BYU

Nebraska Statistical Highs and Lows

NEBRASKA INDIVIDUAL HIGHS....(CONTINUED)

Most Total Tackles.....	9; Joshua Kalu vs. BYU (8 solo, 1 asst.)
Most Solo Tackles.....	8; Joshua Kalu vs. BYU
Most Tackles for Loss	2; Joshua Kalu vs. BYU (8 yards); Josh Banderas vs. BYU (6 yards); Jack Gangwish vs. BYU (2 yards)
Most Yards Lost.....	8; Joshua Kalu vs. BYU (2 TFL)
Most Quarterback Sacks.....	1; Jack Gangwish vs. BYU (1 yards);Greg McMullen vs. BYU (7 yards); Freedom Akinmoladun vs. BYU (3 yards);
Most Yards Lost.....	7; Greg McMullen vs. BYU (1 sacks)
Most Pass Breakups	2; Daniel Davie vs. BYU
Most Blocked Field Goals	None
Most Blocked Punts.....	None
Most Blocked PAT	None

OPPONENT INDIVIDUAL HIGHS

Most Yards Rushing	72; Taysom Hill (BYU)
Most Rushing Attempts.....	9; Taysom Hill (BYU)
Most Yards Passing.....	268; Taysom Hill (BYU)
Most Passing Attempts.....	34; Taysom Hill (BYU)
Most Pass Completions	21; Taysom Hill (BYU)
Most Pass Receptions.....	5; Nick Kurtz and Devon Blackmon (BYU)
Most Yards Receiving.....	123; Nick Kurtz (BYU)

OPPONENT INDIVIDUAL LONGEST PLAYS

Rush.....	35; Taysom Hill (BYU)
Pass.....	53; Taysom Hill to Nick Kurtz (BYU)
Field Goal.....	41; Trevor Samson (BYU)
Punt Return	11; Micah Hannemann (BYU)
Kickoff Return.....	19; Eric Takenaka (BYU)
Fumble Return.....	None
Interception Return.....	None
Punt.....	77; Jonny Linehan (BYU)

Nebraska Starting Lineups

HUSKER OFFENSIVE STARTERS GAME-BY-GAME

Opponent	WR	WR	TE	RT	RG	C	LG	LT	QB	IB	FB	PK
BYU	Moore	Hovey	Sutton	Gates	Kondolo	Reeves	Utter	Lewis	Armstrong	Newby	Janovich	D. Brown

#-opened in three wide receiver formation; %-NU opened in a four-receiver set (three receivers and a tight end); ^-NU opened in two tight end set; \$-NU opened in four receiver set (no tight end)

HUSKER DEFENSIVE STARTERS GAME-BY-GAME

Opponent	DE	DT	DT	DE	LB	LB	LB	LCB	FS	SS	RCB	P
BYU	McMullen	Collins	Valentine	Gangwish	Banderas	Young	A. Williams*	Davie	Gerry	Cockrell	Kalu	Foltz

*- NU opened with nickel package # - NU opened with dime packages; %-NU opened with five defensive linemen; @-NU opened with three safeties; !-NU opened with 3 defensive ends

Overall Participation

PLAYER (GAMES):

Armstrong Jr., Tommy (1/1); Akinmoladun, Freedom (1/-); Allen, Taariq (1/-); Banderas, Josh (1/1); Broekemeier, Tyson (1/-); Brown, Drew (1/-); Cockrell, Byerson (1/1); Collins, Maliek (1/1); Cotton, Sam (1/-); Cross, Imani (1/-); Davie, Daniel (1/1); Dzuris, Ross (1/-); Ferguson, Tyrin (1/-); Foltz, Sam (1/-); Foster, Jerald (1/-); Foster, Trey (1/-); Gangwish, Jack (1/1); Gates, Nick (1/1); Gerry, Nate (1/1); Gifford, Luke (1/-); Holtmeier, Blake (1/-); Hovey, Lane (1/1); Janovich, Andy (1/1); Joseph, Boaz (1/-); Kalu, Joshua (1/1); Knevel, David (1/-); Kondolo, Chongo (1/1); Lewis, Alex (1/1); Lindsay, Spencer (1/-); Maurice, Kevin (1/-); McMullen, Greg (1/1); Moore, Alonzo (1/1); Morgan Jr., Stanley (1/-); Mosley, Trai (1/-); Nabity, Graham (1/-); Newby, Terrell (1/1); Ober, Jordan (1/-); Reed, Antonio (1/-); Reeves, Ryne (1/1); Reilly, Brandon (1/-); Sutton, David (1/1); Taylor, Adam (1/-); Thurston, Paul (1/-); Turner, Jamal (1/-); Utter, Dylan (1/1); Valentine, Vincent (1/1); Westerkamp, Jordan (1/-); Wilbon, Mikale (1/-); Williams, Aaron (1/1); Williams, Kevin (1/-); Williams, Kieron (1/-); Young, Dedrick (1/1)

Game 1 | BYU 33, Nebraska 28

SCORE BY QUARTERS	1	2	3	4	FINAL
BYU	7	17	0	9	33
Nebraska	14	0	14	0	28

Lincoln (Sept. 5) --- Tanner Mangum's 42-yard Hail Mary pass to Mitch Mathews on 4th-and-3 as time expired gave BYU a 33-28 win over Nebraska in the season opener for both teams.

Nebraska erased a 10-point halftime deficit and took a 28-24 lead after Trey Foster's 9-yard touchdown pass from Tommy Armstrong Jr. midway through the third quarter, as Armstrong completed 24-of-41 passes for 319 yards with three touchdowns.

BYU closed to within 28-27 after Trevor Samson's 35-yard field goal with 7:57 left. The Huskers were unable to convert on the ground on a pair of 3rd-and-1 runs late in the game, but Armstrong led Nebraska into field goal position on its final drive with less than a minute left. However Drew Brown missed a 41-yard field goal with 48 seconds left to give BYU a final chance.

Mangum, who replaced an injured Taysom Hill, guided the Cougars to past midfield before his heave to Mathews, who caught the ball over two Husker defenders and fell into the end zone for the game winner, snapping Nebraska's 29-yard winning streak in season openers.

Hill finished with 268 yards passing and one touchdown while rushing for two scores before leaving the game with a season-ending foot injury. Mangum completed 7-of-11 passes for 111 yards and a TD.

Nebraska got off to a 14-7 lead in the first quarter, as Armstrong connected on scoring passes to Jordan Westerkamp and Alonzo Moore. Westerkamp, who caught seven passes for 107 yards, opened the game on a nifty catch and run, escaping several would-be tacklers en route to the score.

Hill and the Cougars controlled the second quarter, beginning with a 21-yard Hill touchdown run to tie the game at 14 with 13:13 left in the half. After Samson's first field goal gave the Cougars the lead, Hill connected with Mathews for a 15-yard passing touchdown to push BYU's edge to 24-14 heading to the half.

Nebraska's defense turned the tide in the third quarter, as safety Nate Gerry picked off Hill and returned it 43 yards to the BYU 35. The Huskers capitalized three plays later as Terrell Newby went the final 10 yards to pull the Huskers within 24-21.

The Blackshirts shut down the Cougars on the next two drives to set up an eight-play, 62-yard march capped by Armstrong's nine-yard touchdown pass to tight end Foster to give the hosts a four-point lead.



SCORING SUMMARY

QTR	TIME	TEAM	SCORE
1st	08:10	NEB	Westerkamp 14 yd pass from Armstrong (Brown kick)
1st	02:50	BYU	Hill 3 yd run (Samson kick)
1st	00:16	NEB	Moore 22 yd pass from Armstrong Jr. (Brown kick)
2nd	13:13	BYU	Hill 21 yd run (Samson kick)
2nd	05:42	BYU	Samson 41 yd field goal
2nd	03:48	BYU	Mathews 15 yd pass from Hill (Samson kick)
3rd	10:39	NEB	Newby 10 yd run (Brown kick)
3rd	05:31	NEB	Foster 9 yd pass from Armstrong Jr. (Brown kick)
4th	07:57	BYU	Samson 35 yd field goal
4th	00:00	BYU	Mathews 42 yd pass from Mangum (no kick)

TEAM STATISTICS

	BYU	NEB
FIRST DOWNS	21	25
RUSHES-YARDS (NET)	26-132	37-126
PASSING YDS (NET)	379	319
Passes Att-Comp-Int	46-28-1	41-24-1
TOTAL OFFENSE PLAYS-YARDS	72-511	78-445
Fumble Returns-Yards	0-0	0-0
Punt Returns-Yards	1-11	1-5
Kickoff Returns-Yards	1-19	1-19
Interception Returns-Yards	1-0	1-43
Punts (Number-Avg)	5-51.0	6-44.2
Fumbles-Lost	0-0	1-1
Penalties-Yards	4-30	12-90
Possession Time	27:07	32:53
Third-Down Conversions	3 of 14	6 of 13
Fourth-Down Conversions	2 of 4	0 of 0
Red-Zone Scores-Chances	4-4	3-3
Sacks By: Number-Yards	3-24	3-11

RUSHING: BYU- Hill, Taysom 9-72; Hine, Adam 4-37; Mangum, Tanner 5-26; Juergens, Mitch 1-7; Brown, Algernon 3-1; Carter, Nate 4-minus-11. **Nebraska-** Newby, Terrell 10-43; Cross, Imani 7-34; Moore, Alonzo 2-24; Wilbon, Mikale 6-14; Reilly, Brandon 1-11; Armstrong Jr., Tommy 9-2; Turner, Jamal 2-minus-2

PASSING: BYU- Hill, Taysom 21-34-1-268-1; Mangum, Tanner 7-11-0-111-1; TEAM 0-1-0-0-0. **Nebraska-** Armstrong Jr., Tommy 24-41-1-319-3

RECEIVING: BYU- Kurtz, Nick 5-123; Blackmon, Devon 5-43; Houk, Terrence 4-59; Juergens, Mitch 4-30; Mathews, Mitch 3-69; Pearson, Colby 3-28; Brown, Algernon 2-9; Laulu-Pututau, Moroni 1-10; Henderson, Kurt 1-8. **Nebraska-** Westerkamp, Jordan 7-107; Reilly, Brandon 5-70; Moore, Alonzo 3-48; Wilbon, Mikale 2-28; Turner, Jamal 2-21; Morgan Jr., Stanley 2-19; Hovey, Lane 2-17; Foster, Trey 1-9.

INTERCEPTIONS: BYU- Hannemann, Micah 1-0. **Nebraska-** Gerry, Nate 1-43

FUMBLES: BYU- None. **Nebraska-** Armstrong Jr., Tommy 1-1

SACKS (Sacks-Yds): BYU- Langi, Harvey 1-2; Taele, Logan 1-8; Kaufusi, Bronsen 1-14. **Nebraska-** Akinmoladun, Freedom 1-3; McMullen, Greg 1-7; Gangwish, Jack 1-1.

TACKLE LEADER (UA-A): BYU- Pikula, Manoa 3-4. **Nebraska-** Kalu, Joshua 8-1.