



# WISCONSIN FOOTBALL

22 STRAIGHT BOWLS | 14 BIG TEN CHAMPIONSHIPS | 32 CONSENSUS ALL-AMERICANS | 253 1ST TEAM ALL-BIG TEN HONORS

## GAME ELEVEN

### WISCONSIN BADGERS

AT

### NEBRASKA CORNHUSKERS

5-5, 3-4 BIG TEN



**Head Coach:** Luke Fickell

Record at Wisconsin: 13-11 (2nd season)

Overall Record: 76-36 (9th season)

Record vs. Nebraska: 1-1

5-5, 2-5 BIG TEN



**Head Coach:** Matt Rhule

Record at Nebraska: 10-12 (2nd season)

Overall Record: 57-55 (9th season)

Record vs. Wisconsin: 0-1

SATURDAY, NOV. 23 | 2:30 P.M. (CT) | LINCOLN, NEB. | MEMORIAL STADIUM (85,458) | BTN

## BADGERS BATTLE NEBRASKA FOR FREEDOM TROPHY

- The Wisconsin Badgers hit the road to take on the Nebraska Cornhuskers on Saturday at Memorial Stadium. Kickoff is set for 2:30 p.m., broadcast live on BTN.
- With a win, Wisconsin could become bowl eligible. Wisconsin would extend its active bowl streak to 22 seasons, the 3rd-longest streak in the nation. Wisconsin has earned bowl eligibility with wins over Nebraska in each of the last 2 seasons (see pg. 3).
- Wisconsin has won 10 straight meetings with Nebraska, including all 9 since the Freedom Trophy was introduced in 2014. UW is 11-1 against Nebraska since the Cornhuskers joined the Big Ten in 2011. The Badgers have won 4 straight meetings in Lincoln.



CB Nyzier Fourquran grabbed his first INT as a Badger in UW's narrow defeat at the hands of No. 1 Oregon last Saturday.

## KEY NOTES TO CONSIDER

- **Nation's most consistent program...** Wisconsin has totaled 22 straight winning seasons since 2002. That streak is the longest among Power 4 teams. (See pg. 3)
- **This is how we bowl...** Looking to extend its 22-year bowl streak, Wisconsin could earn its 6th win Saturday versus Nebraska. The Badgers and Cornhuskers battled for bowl-eligibility last season, and the Badgers prevailed in OT at Camp Randall, 24-17.
- **Back in Lincoln...** The Badgers are looking for their 5th-straight win in Lincoln over the Cornhuskers. The Badgers last lost at Memorial Stadium in 2012 - Nebraska's last win in the series.
  - Wisconsin's 4-game win streak in Lincoln is its 2nd longest active win streak on the road against a Big Ten opponent (at Purdue, 9).
- **Getting back on track...** Wisconsin has dropped 3 straight games after a 3-game winning streak to begin the month of October. Last Saturday night, Wisconsin fell in a heartbreaker to No. 1 Oregon, 13-16.
  - The Badgers held the Ducks to 16 points, their lowest output of the season. Oregon's 354 total yards were their 2nd fewest in a game this season.
- **Defensively...** Nebraska has thrown for only 2 TDs over the last 5 games. UW will look to keep the Cornhusker passing attack under wraps. The Badgers have allowed 3 passing TDs since

the end of September, tied for the fewest in the Big Ten (Ohio State).

- The Badgers have allowed 164.8 passing yards/game (3rd Big Ten/8th FBS). The last time the UW defense allowed <165 passing yards per game was 2017 (163.6 ypg).
- The Badger defense has allowed only 2 plays of 40+ yards this season which is tied with Ohio State for the fewest in the country.
- **Physicality up front...** The Badger offensive line has set the tone for the offense, allowing only 11 sacks (2nd Big Ten/14th FBS) and 40.0 TFLs (4th Big Ten/14th FBS).
  - Wisconsin is averaging 164.1 rushing yards per game during conference play, the 4th-most in the Big Ten.
- **Disciplined football...** UW's averaging only 4.9 penalties per game (6th in Big Ten, 21st overall) for a total of just 33.2 yards per game (2nd in Big Ten, 6th overall). (See pg. 4)
- **On the ground...** Since taking on the lead role in the Badger backfield at the beginning of October, **RB Tawee Walker** has impressed, averaging 97.3 rushing yards per game in his 6 Big Ten starts. He trails only Iowa's Kaleb Johnson (14) with 9 rushing TDs during Big Ten action this fall. (See pg. 7)
- **Back on BTN...** During Wisconsin's 3-game win streak to start October, all of the Badgers' games were broadcasted by BTN's crew. Jeff Levering, Jake Butt and Brooke Fletcher are back on the call for BTN in Lincoln.

## BY THE NUMBERS

0

According to PFF, **OL Joe Brunner** has not allowed a sack across 321 pressure opportunities this season. He's one of 9 Big Ten offensive linemen to allow zero sacks across 300+ pressure opportunities.

10

Sophomore **LB Christian Alliegro** posted 10 tackles vs. Oregon. He's the first Badger underclassman to have back-to-back 10+ tackle performances since Jack Cichy in 2015, according to Sports Reference.

17.7

**WR Vinny Anthony** led the Badgers with 53 receiving yards vs. Oregon. His 17.7 yards/rec. clip this season is the best for a Badger with 25+ catches in a season since 2005 (Brandon Williams, 18.6).

## 2024 SCHEDULE

Aug. 30	<b>WESTERN MICHIGAN</b>	W, 28-14
Sept. 7	<b>SOUTH DAKOTA</b>	W, 27-13
Sept. 14	<b>#4 ALABAMA</b>	L, 10-42
	BYE	
Sept. 28	at #13 USC*	L, 21-38
Oct. 5	<b>PURDUE*</b>	W, 52-6
Oct. 12	at Rutgers*	W, 42-7
Oct. 19	at Northwestern*	W, 23-3
Oct. 26	<b>#3 PENN STATE*</b>	L, 13-23
Nov. 2	at Iowa*	L, 10-42
	BYE	
Nov. 16	<b>#1 OREGON*</b>	L, 13-16
Nov. 23	at Nebraska*	2:30 p.m.
Nov. 29 (Fri.)	<b>MINNESOTA*</b>	11 a.m.

\* Big Ten Conference game / Times central  
Home games in **BOLD** CAPS

## ON THE AIR

### TV: BTN

Play-by-Play:	Jeff Levering
Analyst:	Jake Butt
Sideline:	Brooke Fletcher

### RADIO: BADGER SPORTS NETWORK

Varsity Network App | Satellite: Sirius/XM Ch. 372

Play-by-Play:	Matt Lepay
Analyst:	Mark Tauscher
Sideline Reporter:	Patrick Herb

### SOCIAL MEDIA: #ONWISCONSIN

X:	@BadgerFootball
Instagram:	@badgerfootball
Facebook:	/WisconsinFootball

## SERIES HISTORY

### WISCONSIN VS. NEBRASKA

Overall: Wisconsin leads, 13-4

In Lincoln: Wisconsin leads, 4-3

Streak: Wisconsin, 10 consecutive wins

Last Meeting: Nov. 18, 2023

Wisconsin, W 24-17 (Madison)

## WHAT'S INSIDE

Media Information.....	2
Quick Facts.....	3
Offensive Notes.....	5
Returning/Lost.....	6
Defensive Notes.....	10
Player Profiles.....	12
Matchup with Nebraska.....	16
Head Coach Luke Fickell.....	17
Camp Randall Stadium.....	18
Roster.....	19
Pronunciation Guide.....	20
Staff.....	23
Depth Chart.....	24
Career Stats.....	25
Team Stats.....	41
Last Time it Happened.....	55

## MEDIA INFORMATION

### NEBRASKA WEEK MEDIA SCHEDULE

11/18 MONDAY	11/19 TUESDAY	11/20 WEDNESDAY	11/21 THURSDAY	11/22 FRIDAY	11/23 SATURDAY
<b>Noon</b> Luke Fickell News Conference	<b>4:30 p.m.</b> Player Interviews: QB Braedyn Locke and requested players	No media availability  <b>7 p.m.</b> Luke Fickell Radio Show presented by Zimbrick Fish Hatchery Road 1310 WIBA, iHeart Radio	No availability	No availability	<b>Postgame</b> Luke Fickell News Conference and Player Interviews

### INTERVIEWS

All regular-season Badgers practices are closed to the media. For the 2024 season, interviews will be conducted in-person whenever possible.

**Fickell Interviews** During the season, head coach Luke Fickell holds a weekly news conference Mondays at Noon in the lower level of the McClain Center.

**Player Interviews:** Players are available for interviews on Tuesdays, after the first week of the season. A group of selected players will be made available each week, and media may request additional players (maximum of 3). Player interviews will be conducted on the McClain Center field after practice.

- Phone calls by players to out-of-town media are made on Tuesdays. Phone interviews should be requested through Nate Jelinek by 3 p.m. Monday.
- Players' phone numbers will not be made available to the media, and players have been instructed not to conduct interviews without coordination by the football communications staff.

### WISCONSIN FOOTBALL TODAY

The football communications staff offers daily updates during the season via the Wisconsin Football Today email. Wisconsin Football Today includes each day's schedule and availabilities and also features links to pertinent coverage of the Badgers, game-related notes and other valuable information.

The email is sent to all subscribers who have selected to receive Wisconsin football updates. Email Nate Jelinek (nj@athletics.wisc.edu) to be added to the list.

### STATS, SCHEDULES AND INFORMATION

The latest Wisconsin football news releases, schedules and statistics are available via the program's official web site at [UWBadgers.com/Football](https://UWBadgers.com/Football).

**collegepressbox** is the official media website for Division I football. Access and download game notes, quotes, statistics, media guides, headshots, logos and more for all FBS schools, conferences, postseason games, awards and the College Football Playoff. For access, please register for an account at [collegepressbox.com/register](https://collegepressbox.com/register).

### FOOTBALL COMMUNICATIONS

#### GENERAL INFORMATION

- Address: 1440 Monroe Street, Madison, WI 53711
- Website: [UWBadgers.com/Football](https://UWBadgers.com/Football)
- Press Box Phone: (608) 262-7766

#### PATRICK HERB — ASST. AD OF STRATEGIC COMMS.

*Fickell, Oversight*


- Phone: (608) 957-2085
- Email: [pah@athletics.wisc.edu](mailto:pah@athletics.wisc.edu)
- Twitter: @PatrickHerb



#### NATE JELINEK — ASST. DIR. OF BRAND COMMS.

*Interviews, Credentials*

- Phone: (608) 590-9967
- Email: [njj@athletics.wisc.edu](mailto:njj@athletics.wisc.edu)
- Twitter: @NateJelinek



### MEDIA RESOURCES

#### OFFICIAL BIG TEN MEDIA SITE

- [www.collegepressbox.com](https://www.collegepressbox.com)

#### WIRELESS INTERNET ACCESS (CAMP RANDALL)

- BadgerWiFi (connect and register with email address)

#### OFFICIAL SOCIAL MEDIA CHANNELS

- Twitter: @BadgerFootball
- Instagram: @badgerfootball
- Facebook: /WisconsinFootball
- YouTube: /WisconsinBadgers

## BADGERS AT A GLANCE

### HEAD COACH LUKE FICKELL

Hometown:	Columbus, Ohio
Alma Mater:	Ohio State, 1996
Career Record:	76-36 (.679)
Record at Wisconsin:	13-11 (.542)
Big Ten Record at Wisconsin:	8-8 (.500)
Bowl Record:	3-4 (.429)

### ASSISTANT COACHES

▪ Mike Tressel (Defensive Coordinator/ILBs)
▪ A.J. Blazek (Offensive Line)
▪ Alex Grinch (Safeties/Co-DC)
▪ Kenny Guiton (Wide Receivers)
▪ Paul Haynes (Cornerbacks)
▪ Nate Letton (Tight Ends)
▪ Matt Mitchell (OLBs/Special Teams)
▪ Devon Spalding (Running Backs)
▪ E.J. Whitlow (Defensive Line)
▪ Jack Cooper (Assistant Defensive Backs Coach)
▪ Casey Rabach (Assistant Offensive Line Coach)
▪ Eric Raisbeck (Assistant Special Teams Coord.)

### FOOTBALL STAFF

▪ Lee Rose (Senior Offensive Analyst)
▪ Zack Patterson (Quality Control — Offense)
▪ Tuf Borland (Graduate Assistant — Defense)
▪ Cooper Eckhardt (Graduate Assistant — Offense)
▪ Zack Heeman (Graduate Assistant — Offense)
▪ Daeshon Martin (Graduate Assistant — Defense)
▪ Brady Collins (Director of Strength & Conditioning)
▪ Danny Folino (Assoc. Director of Strength & Conditioning)
▪ Jeremiah Ortiz (Assistant Strength & Conditioning Coach)
▪ Austin Sharkey (Assistant Strength & Conditioning Coach)
▪ Ryan Ross (Assistant Strength & Conditioning Coach)

### TEAM INFORMATION

▪ 2023 Overall Record:	7-6
▪ 2023 Big Ten Record/Finish:	5-4/3rd in West
▪ 2023 Bowl Game:	ReliaQuest (L, LSU)
▪ 2023 Final Ranking (AP/Coach/CFP):	NR/NR/NR
▪ Starters Returning/Lost:	11/11
▪ Offensive Starters Returning/Lost:	5/6
<b>Returning:</b> WR Bryson Green, WR Will Pauling, LT Jack Nelson, LG Joe Huber, RT Riley Mahlman	
<b>Lost:</b> QB Tanner Mordecai, RB Braelon Allen, WR Chimere Dike, TE Hayden Rucci, C Tanor Bortolini, RG Michael Furtney	
▪ Defensive Starters Returning/Lost:	6/5
<b>Returning:</b> DE James Thompson Jr., OLB Darryl Peterson, ILB Jake Chaney, CB Ricardo Hallman, S Kamo'i Latu, S Hunter Wohler	
<b>Lost:</b> DE Rodas Johnson, OLB CJ Goetz, ILB Maema Njongmeta, CB Alexander Smith, CB Jason Maitre	
▪ Specialist Starters Returning/Lost:	3/1
<b>Returning:</b> PK Nathaniel Vagos, P Atticus Bertrams, KOS Gavin Lahm	
<b>Lost:</b> LS Peter Bowden	
▪ Letterwinners Returning/Lost:	38/29
▪ Offensive Letterwinners:	16/9
▪ Defensive Letterwinners:	16/17
▪ Specialist Letterwinners:	4/3

### TEAM HISTORY

▪ First Year of Football:	1889
▪ Record (Years):	747-523-53 (136th)
▪ Big Ten Record (Years):	406-395-41 (128th)
▪ Big Ten Championships (Last):	14 (2012)
▪ All-Time Bowl Record:	19-16
▪ Consensus All-America Selections:	32

## YEAR TWO UNDER FICKELL

■ In 2023, Fickell was one of 9 first-year FBS coaches to post a winning record and earn a trip to a bowl game. UW achieved both for the 22nd-straight season.

■ Fickell has posted a 66-21 record since 2018. His 66 wins over that span are the 5th-most among active FBS head coaches.

■ With Fickell's regime in place for the first full year, Wisconsin assembled the nation's No. 23 2024 recruiting class (247Sports).

■ In his 2nd season at Cincinnati, Fickell led the Bearcats to a 11-2 record in 2018. UC went 4-8 in Fickell's first season (2017).

### ACTIVE P4 HC - FASTEST TO 75 WINS

Coach, School(s)	Games
Kirby Smart, Georgia	90
Lincoln Riley, Oklahoma/USC	94
Dabo Swinney, Clemson	102
Brian Kelly, CMU/CIN/ND	107
<b>Luke Fickell, CIN/WIS</b>	<b>108</b>

## WINNING WAYS

■ Wisconsin has totaled 22 straight winning seasons since 2002. That's the longest active streak in Power 4 football.

### CONSECUTIVE WINNING SEASONS (ACTIVE, P4)

Team	Winning Seasons
<b>Wisconsin</b>	<b>22</b>
Oklahoma State	18
Alabama	17
Clemson	13
Georgia	13

■ Since 2010 overall, only Alabama, Boise State, Oklahoma State, Texas A&M and Wisconsin have posted winning records in every season.

■ Wisconsin has played in a bowl game in each of the last 22 seasons, the longest active streak in the Big Ten and the third-longest in FBS football. Wisconsin could become bowl-eligible with a win.

### ACTIVE BOWL GAME STREAKS

Rk.	Team	Streak
1.	Georgia	27*
2.	Oklahoma	24
3.	<b>Wisconsin</b>	<b>22</b>
4.	Alabama	20*
5.	Clemson	19*

\*includes eligibility this season

■ Wisconsin's run of 22 consecutive bowl games is the 2nd-longest streak in Big Ten history. Michigan played in 33 straight bowl games from 1975 to 2007.

■ Among Big Ten teams, only Wisconsin (22), Ohio State (12) and Iowa (11) have active bowl streaks of 10 or more seasons.



### POWER 4 SECOND-YEAR HEAD COACHES

Coach, Team	Record
Jeff Brohm, Louisville	16-8
<b>Luke Fickell, Wisconsin</b>	<b>13-11</b>
Deion Sanders, Colorado	12-10
Brent Key, Georgia Tech	12-10
David Braun, Northwestern	12-11

## BIG TEN ACTION

■ UW owns a 62-34 (.646) record against Big Ten opponents during the CFP era (since 2014).

### CONFERENCE WINS, 2014-PRES. (POWER 4)

Team (Conf. Record)	Record
Ohio State (Big Ten)	88-8
Alabama (SEC)	86-11
Clemson (ACC)	84-12
Georgia (SEC)	76-21
Oklahoma (Big 12/SEC)	74-25
Oregon (Pac 12/Big Ten)	70-29
Michigan (Big Ten)	69-26
Penn State (Big Ten)	63-33
Washington (Pac 12/Big Ten)	63-33
USC (Pac 12/Big Ten)	63-35
<b>Wisconsin (Big Ten)</b>	<b>62-34</b>
Iowa (Big Ten)	62-35

## DEFENSE VS. THE DUCKS

■ The Badger defense assembled a strong performance against the No. 1 team in the country last week vs. Oregon.

- The Badgers held the Ducks to 16 points, their lowest output of the season. The 16 points were Oregon's fewest since the 2022 season opener, Dan Lanning's first game (L, 3-49, No. 3 Georgia).
- Oregon's 354 total yards were their 2nd fewest in a game this season. The Ducks were held to one TD, their fewest since the aforementioned 2022 opener.
- QB Dillon Gabriel was held without a passing TD for the first time as a Duck and for the first time since Oct. 28, 2023 during his time at Oklahoma (L, 14-19, Kansas).
- Gabriel's 123.6 passer rating was his lowest since 2022 (Nov. 19, 2022, vs. Oklahoma St., 25 games ago).
- Wisconsin generated 8 pressures on Gabriel, the most for any Ducks opponent besides Ohio State (9) this season.



2024 BIG TEN STANDINGS

	Overall		Conference		STRK
	W-L	Pct.	W-L	Pct.	
Oregon	11-0	1.000	8-0	1.000	W11
Indiana	10-0	1.000	7-0	1.000	W10
Ohio State	9-1	.900	6-1	.857	W4
Penn State	9-1	.900	6-1	.857	W2
Illinois	7-3	.700	4-3	.571	W1
Iowa	6-4	.600	4-3	.571	L1
Minnesota	6-4	.600	4-3	.571	L1
Washington	6-5	.545	4-4	.500	W1
Rutgers	6-4	.600	3-4	.429	W2
Michigan	5-5	.500	3-4	.429	L2
Wisconsin	5-5	.500	3-4	.429	L3
USC	5-5	.500	2-5	.375	W1
UCLA	4-6	.400	3-4	.375	L1
Nebraska	5-5	.500	3-4	.286	L4
Michigan St.	4-6	.400	2-4	.286	L3
Northwestern	4-6	.400	2-5	.286	L1
Maryland	4-6	.400	1-6	.143	L3
Purdue	1-9	.100	0-7	.000	L9

BADGERS IN THE RANKINGS

Week	AP	Coaches	CFP
Preseason	RV	RV	--
Week 1	RV	RV	--
Week 2	RV	RV	--
Week 3	--	--	--
Week 4	--	--	--
Week 5	--	--	--
Week 6	--	--	--
Week 7	--	--	--
Week 8	--	--	--
Week 9	--	--	--
Week 10	--	--	--
Week 11	--	--	--
Week 12	--	--	--

MELVIN GORDON - 408

- Exactly 10 years ago last week, against Nebraska, Wisconsin's Melvin Gordon put on one of the greatest performances college football has ever seen.
- In the Badgers' 59-24 win on Nov. 15, 2014, Gordon piled up an FBS-record 408 rushing yards and 4 touchdowns on 25 carries, for an incredible average of 16.3 yards per carry. Even more astounding, the junior running back didn't even play in the fourth quarter.
- Gordon's effort broke the NCAA single-game record of 406 rushing yards set by TCU's LaDainian Tomlinson vs. UTEP on Nov. 20, 1999 and surpassed the Big Ten record of 377 set by Indiana's Anthony Thompson at Wisconsin on Nov. 11, 1989.
- Alongside a group of his teammates, Gordon was honored at last Saturday's game vs. Oregon.



FAST STARTS

- Wisconsin has allowed a total of just 20 first quarter points this season (62 in 2023), pitching a first-quarter shutout in 7 of 10 games.
  - UW is allowing an average of 7.4 points in the first half this season, including shutouts against Rutgers and Northwestern. Wisconsin has held a halftime lead in 8 of 10 games this season (4 of 13 games in 2023).
- DISCIPLINED FOOTBALL**
- Through 10 games UW is averaging only 4.9 penalties per game (6th in Big Ten, 21st overall) for a total of just 33.2 yards per game (2nd in Big Ten, 6th overall).
  - UW's penalties per game has decreased in each of the last two seasons under Luke Fickell:

PENALTIES - YEAR-BY-YEAR (FBS)

Year	Pen/Gm.	Rank	Yards/Gm.	Rank
2024	4.9	21st	33.2	6th
2023	5.6	52nd	48.1	53rd
2022	6.3	78th	57.8	88th
2021	5.4	39th	43.6	24th
2020	5.1	32nd	42.3	21st
2019	4.9	24th	45.4	28th
2018	5.7	50th	50.5	56th
2017	5.4	43rd	50.2	55th
2016	3.4	3rd	32.5	4th

EXPLOSIVE OFFENSE

- In Big Ten action, Wisconsin has tallied 14 plays of 30+ yards. That ranks T-2nd in the conference.
- BIG PLAYS (30+) DURING BIG TEN PLAY**
- | Program          | Rushes   | Passes   | Total     |
|------------------|----------|----------|-----------|
| Oregon           | 2        | 16       | 17        |
| Indiana          | 2        | 12       | 14        |
| Iowa             | 7        | 7        | 14        |
| <b>Wisconsin</b> | <b>5</b> | <b>9</b> | <b>14</b> |
- The Badgers have completed 3 passes of 50+ yards in conference play. That's tied for the Big Ten lead with Oregon, Ohio State and Michigan State.

- **WR Vinny Anthony** caught 50+ yard TDs in back-to-back games (at USC, vs. PUR). He's the first Badger pass catcher to score on multiple 50+ yard passing plays in the same season since 2013 (Jared Abbrederis.).

O-LINE DOMINATION

- Wisconsin's offensive line has set the tone for the Badgers' success recently. Led by new offensive line coach **AJ Blazek** and assistant **Casey Rabach**, the unit has been physical and aggressive.
- Wisconsin has deployed the same unit for all 10 games this fall. The Badgers are one of 4 FBS teams to have the same starting unit in every game this fall. Overall, the crew has played in 174 career games and has made 153 career starts.
- OL Joe Brunner's 85.9 PFF pass blocking grade ranks 18th among Power 4 offensive linemen with 600+ snaps played this season.
- The unit is trending upwards across a number of key stats this season. The group has allowed 11.0 sacks this season - The fewest in the Big Ten.

BIG TEN SACKS ALLOWED

School	Sacks Allowed
Penn State	9.0
<b>Wisconsin</b>	<b>11.0</b>
USC	11.0
Indiana	11.0

WISCONSIN OFFENSIVE LINE - 2024

Game	Rush Yds.	Rush. Avg.	Pressures	Sacks
vs. WMU	196	4.3	6	1.0
vs. SD	171	4.2	5	2.0
vs. ALA	149	3.6	5	2.0
at USC	106	4.2	4	0.0
vs. PUR	228	5.6	7	0.0
at RUT	309	6.6	1	1.0
at NW	199	4.6	4	2.0
vs. PSU	81	3.0	7	0.0
at IOWA	124	4.4	3	1.0
vs. ORE	130	3.8	11	2.0

PIPELINE TO THE PROS

- 34 former Badgers are currently on NFL rosters.

BADGERS IN THE NFL (34)

Name	At UW	Pos.	NFL Team
Braelon Allen	2021-23	RB	N.Y. Jets
Zack Baun	2015-19	OLB	Philadelphia
Tyler Beach	2017-22	OL	Pittsburgh
Keeanu Benton	2019-22	DT	Pittsburgh
Tyler Biadasz	2016-19	OL	Washington
Tanor Bortolini	2020-23	OL	Indianapolis
Logan Bruss	2017-21	OL	L.A. Rams
Quintez Cephus (PS)	2016-19	WR	L.A. Rams
Leo Chenal	2019-21	LB	Kansas City
Michael Deiter	2015-18	OL	Washington
David Edwards	2016-18	OL	Buffalo
T.J. Edwards	2015-18	LB	Chicago
Jake Ferguson	2017-21	TE	Dallas
Rob Havenstein	2010-14	OL	L.A. Rams
Matt Henningsen (PS)	2017-21	DT	Denver
Nick Herbig	2020-22	OLB	Pittsburgh
Faion Hicks (PS)	2017-21	CB	Seattle
Alec Ingold	2015-18	FB	Miami
Isaiah Loudermilk	2016-20	DE	Pittsburgh
Tanner Mordecai (PS)	2023	QB	San Francisco
Maema Njongmeta	2019-23	LB	Cincinnati
Dare Ogunbowale	2012-16	RB	Houston
Kendric Pryor (PS)	2016-20	WR	Cincinnati
Ryan Ramczyk (IR)	2015-16	OL	New Orleans
Hayden Rucci (PS)	2020-23	TE	Miami
Jack Sanborn	2018-21	LB	Chicago
Jonathan Taylor	2017-19	RB	Indianapolis
Joe Tippmann	2019-22	OL	N.Y. Jets
Andrew Van Ginkel	2017-18	LB	Minnesota
Cole Van Lanen	2016-20	OL	Jacksonville
T.J. Watt	2013-16	OLB	Pittsburgh
Rachad Wildgoose	2018-20	CB	Detroit
Russell Wilson	2011	QB	Pittsburgh
Kevin Zeitler	2009-11	OL	Detroit

- (PS) — Practice Squad  
(IR) — Injured Reserve
- There are 8 former Badger linebackers in the NFL in 2024, tied for the most of any college program (Penn State). Wisconsin's 4 NFL centers are also tied for the FBS lead (Penn State).
  - Wisconsin has accounted for 48 Pro Bowlers, 98 NFL Draft picks (15 1st round) and 36 Super Bowl champions since 2000.
  - Last season, T.J. Watt, Jake Ferguson and Alec Ingold all were named to the Pro Bowl. The Badgers have now had a player named to the Pro Bowl in each of the last 17 seasons.
  - Watt and Chicago linebacker T.J. Edwards both started all 17 games this season. In his first season as a Bear, Edwards logged 155 tackles and a career-high three interceptions. Edwards, OL Tyler Biadasz and OL Kevin Zeitler all played more than 1,000 snaps.
  - Wisconsin was one of 11 college programs to have 15+ players in the 2023 NFL Playoffs. LB Leo Chenal won his second-straight Super Bowl title with the Kansas City Chiefs.

- The Badgers continue their reputation for developing NFL-ready offensive linemen. Drafted in the last 2 years, Tanor Bortolini (Colts) and Joe Tippmann (Jets) have quickly made an impact. Wisconsin's 4 active NFL centers are tied for the FBS lead (Penn State). 11 former Badger O-linemen are on NFL rosters.

QUITE A SLATE

- The 2024 season marks the dawn of the expanded Big Ten Conference. Bucky is has played 4 teams who were ranked in the AP's top 25 poll at the time of the game.
  - According to ESPN, Wisconsin has played the 15th-toughest schedule so far this season.
  - Wisconsin hosted 3 top-5 teams at home this season for the first time in program history.
  - UW posted a 2-3 record in 2021 when it last faced 4+ AP Top-25 teams. Wisconsin collected wins against No. 25 Purdue and No. 9 Iowa.

SPECIALISTS

- **K Nathaniel Vagos** owns a 11-for-15 clip on FGs through 10 games in 2024. He's drilled 3 FGs of 50+ yards this season, including a 53-yarder vs. Alabama (T-5th longest in UW history). He has the most makes from 50+ yards in program history.
- **P Atticus Bertrams** executed an impromptu fake punt versus PSU, running for 15 yards and a first down. His 45.4 punting average ranks 2nd in the Big Ten and 13th nationally (Min. 3.6 punts/gm.).

OFFENSIVE OUTPUT

- After the Wisconsin offense posted program records for completions (281) and attempts (469) last year, Badgers' **QB Braedyn Locke** took over for injured **Tyler Van Dyke** in game 3 this fall.
- Wisconsin has averaged 169.3 rushing yards per game, its highest clip since posting 179.8 yards/game in 2022.
- UW has tallied more rushes than pass attempts in 7 of 10 games this season. The Badgers attempted more rushes than passes in 6 of their 7 wins in 2023.

WISCONSIN OFFENSE - 2024

Game	Rushes	Rush. Yds.	Pass Att.	Pass Yds.
vs. WMU	46	196	36	192
vs. SD	41	171	27	214
vs. ALA	41	149	31	141
at USC	25	106	26	180
vs. PUR	41	228	32	361
at RUT	47	309	28	240
at NW	43	199	24	160
vs. PSU	27	81	42	217
at IOWA	28	124	29	137
vs. ORE	34	130	28	96
TOTALS	373	1,693	303	1,938

- Wisconsin is averaging 26.1 seconds/play, which ranks 3rd in the Big Ten, trailing only Maryland and Washington.
  - Last season the Badgers finished 2nd in the conference averaging 24.1 seconds

per play. Only Illinois was faster at 24.0 seconds/play.

- In 2022, the season prior to the arrival of Luke Fickell, Wisconsin averaged 28.2 seconds per play, which ranked 115th nationally (16th out of the current 18 Big Ten teams).

SHORT-YARDAGE SUCCESS

- The Badgers have been effective at converting third-and-short scenarios (1-3 yards to go), going 25-for-35 overall.
- UW has converted 22 of 30 3rd-and-short runs.
- The Badgers' 4.0 ypc clip on 3rd-and-short rushing attempts is the program's best in a single season since 2017 (4.9).
- Overall, Wisconsin ranks 15th in the Big Ten converting 37.8% on third down.
- On fourth down, Wisconsin is 11-for-17 on the year. The Badgers rank 3rd in 4th-down conversions among Big Ten teams. Wisconsin's 11 conversions are its most since tallying 11 (11-for-20) in 2021.

BIG TEN 4TH DOWN CONVERSIONS

School	Conversions	Attempts
Ohio State	15	21
Maryland	13	28
<b>Wisconsin</b>	<b>11</b>	<b>17</b>
Michigan	11	15
Rutgers	11	25

LOCKE TAKES OVER

- **Braedyn Locke** moved into the starting QB role after **Tyler Van Dyke** went down with an injury vs. Alabama on Sept. 14. Locke started 3 games last season, filling in for Tanner Mordecai who missed 3 1/2 games with a broken hand.
- Locke threw and ran for a TD in Wisconsin's win over Northwestern. He became the first Badger starting QB to rush for TDs in back-to-back games since Tyler Donovan in 2007.
- Locke threw for 240 yards on 20-of-28 passing in the win over Rutgers. He threw one INT and posted a passing TD and a rushing score, the first of his career.
- Locke had a career day against Purdue, completing 20-of-31 passes for 359 yards, 3 touchdowns and 2 interceptions.
  - Locke's 359 passing yards were the 7th-most passing yards in school history and the 4th-most in a Big Ten game.

UW ALL-TIME PASSING PERFORMANCES

Rk.	Player, year	Passing Yards
1.	Darrell Bevell vs. Minnesota, 10/23/93	423
2.	Ron Vander Kelen vs. USC, 1/1/63	401
3.	Tyler Donovan vs. Illinois, 10/6/07	392
4.	Jim Sorgi vs. Mich. St., 11/15/03	380
5.	Tanner Mordecai vs. LSU, 1/1/24	378
6.	Jack Coan vs. Cent. Mich., 9/7/19	363
7.	<b>Braedyn Locke vs. Purdue, 10/5/24</b>	<b>359</b>
8.	Tony Lowery vs. NW, 10/20/90	355
9.	Darrell Bevell vs. Iowa, 11/18/95	352
10.	Russell Wilson vs. N. Illinois, 9/17/11	347

- Locke became the first Badger QB to reach the 300-yard passing plateau in



RETURNING/LOST

QB PASSING YARDS	YDS	%
Tanner Mordecai (NFL)	2,066	72.7%
<b>Braedyn Locke</b>	<b>777</b>	<b>27.3%</b>
Returning		27.3%

RB RUSHING YARDS	YDS	%
Braelon Allen (NFL)	984	55.2%
<b>Jackson Acker</b>	<b>322</b>	<b>18.1%</b>
<b>Cheez Mellusi</b>	<b>306</b>	<b>17.2%</b>
<b>Cade Yacamelli</b>	<b>169</b>	<b>9.5%</b>
Returning		44.8%

WR RECEIVING YARDS	YDS	%
<b>Will Pauling</b>	<b>837</b>	<b>36.4%</b>
<b>Bryson Green</b>	<b>480</b>	<b>20.9%</b>
Chimere Dike (Florida)	328	14.2%
Skyler Bell (UConn)	296	12.9%
<b>CJ Williams</b>	<b>148</b>	<b>6.4%</b>
<b>Vinny Anthony II</b>	<b>99</b>	<b>4.3%</b>
<b>Trech Kekahuna</b>	<b>64</b>	<b>2.8%</b>
<b>Quincy Burroughs</b>	<b>30</b>	<b>1.3%</b>
Keontez Lewis (Portal)	12	0.5%
<b>Haakon Anderson</b>	<b>8</b>	<b>0.3%</b>
Returning		72.4%

SCRIMMAGE TDS (2+)	TDS	%
Braelon Allen (NFL)	12	32.4%
<b>Will Pauling</b>	<b>6</b>	<b>16.2%</b>
Cheez Mellusi	4	10.8%
Tanner Mordecai (NFL)	4	10.8%
<b>Jackson Acker</b>	<b>3</b>	<b>8.1%</b>
<b>Bryson Green</b>	<b>2</b>	<b>5.4%</b>
Returning		48.6%

TACKLES (LEADERS)	TOT	%
<b>Hunter Wohler</b>	<b>120</b>	<b>14.2%</b>
<b>Jake Chaney</b>	<b>80</b>	<b>9.5%</b>
Jordan Turner (Michigan State)	61	7.2%
C.J. Goetz (NFL)	60	7.1%
Maema Njongmeta (NFL)	59	7.0%
<b>Preston Zachman</b>	<b>49</b>	<b>5.8%</b>
<b>Darryl Peterson</b>	<b>47</b>	<b>5.6%</b>
<b>Nyzier Fourqurean</b>	<b>39</b>	<b>4.6%</b>
<b>Austin Brown</b>	<b>37</b>	<b>4.4%</b>
Returning		57.4%

TACKLES FOR LOSS (LEADERS)	TFLS	%
C.J. Goetz (NFL)	11.0	14.1%
<b>Darryl Peterson</b>	<b>10.0</b>	<b>12.8%</b>
Maema Njongmeta (NFL)	8.5	10.9%
<b>Jake Chaney</b>	<b>7.0</b>	<b>9.0%</b>
Jordan Turner (Michigan State)	6.5	8.3%
Returning		52.6%

SACKS (LEADERS)	SACKS	%
<b>Darryl Peterson</b>	<b>4.5</b>	<b>15.5%</b>
C.J. Goetz (NFL)	4.0	13.8%
<b>Jake Chaney</b>	<b>3.0</b>	<b>10.3%</b>
Jordan Turner (Michigan State)	3.0	10.3%
<b>James Thompson Jr.</b>	<b>3.0</b>	<b>10.3%</b>
Returning		56.9%

INTERCEPTIONS (LEADERS)	INTS	%
<b>Ricardo Hallman</b>	<b>7</b>	<b>53.8%</b>
<b>Preston Zachman</b>	<b>2</b>	<b>15.4%</b>
<b>Hunter Wohler</b>	<b>2</b>	<b>15.4%</b>
Returning		84.6%

BUILDING CHAMPIONS

■ In the fall of 2023, Wisconsin Athletics announced the public launch of the \$75 million “Building Champions” campaign to support funding for a new football indoor practice facility project.

■ The estimated cost of the football indoor practice facility is \$285 million and will be funded through private support, state support, bonding, and department revenues. The project is currently in the design phase with construction scheduled to begin in 2025.

■ The facility will include a new 100-yard indoor football field with proper height for full practice use, a new strength and conditioning center, student-athlete dining space, team meeting rooms, and other dedicated training and student-athlete support spaces.

■ The project will include the replacement of the Camp Randall Memorial Sports Center, which opened in 1954, and the 80-yard football practice field in the McClain Center, which opened in 1988.



a Big Ten game since Joel Stave did so in a win over Purdue on Oct. 17, 2015.

■ Locke completed touchdown passes of 52 and 69 yards, marking the first time UW has posted multiple 50+ yard passing scores in the same game since a 2013 win over UMass (Aug. 31, 2013). It marked the first time UW has done so in a Big Ten matchup since 2012 (vs. Illinois, Oct. 6, 2012).

■ Locke threw for 180 yards, one TD and one INT on 13-for-26 passing at USC in his 2024 starting debut.

■ Locke has tallied 3 passes of 50+ yards during conference play. That’s tied for the Big Ten lead with Dillon Gabriel.

■ In his first collegiate start on the road at Illinois last season (Oct. 21, 2023), Locke finished with 21-of-41 passing for 240 yards and 2 scores in a road win. He was named Big Ten Freshman of the Week.

■ Locke, a transfer addition entering 2023, did not see any action during his true freshman season at Mississippi State, but assembled a decorated high school career at Rockwall HS (Texas). Locke set the Class 6A Texas state record with 129 career passing TDs and threw for 3,657 yards and 36 TDs as a senior.

RBU TO YOU

■ **RB Tawee Walker** has emerged as the Badgers’ standout RB in 2024. He’s scored 9 TDs during Big Ten action and his 119.3 yards per game in October ranked 7th among Power 4 RBs.

■ Walker had 97 yards on the ground vs. Oregon, the most for any Big Ten player against the Ducks this season.



■ Walker had 2 100-yard rushing performances entering the season. He’s tallied 2 this fall.

■ Walker’s 55-yard TD run at Rutgers was his longest rush of his career. It was Wisconsin’s longest rushing TD since Cheez Mellusi’s 89-yard score in the 2023 season opener (Sept. 2, 2023).

■ Walker racked up 124 yards after contact at Rutgers, the 2nd-most in the nation during Week 7. That was the most for a Badger RB since Braelon Allen totaled 134 versus Illinois State in the 2022 season opener.

■ In the win over Purdue, he ran for 94 yards on 19 carries and scored three times.

■ Walker has 9 rushing scores during conference action, the 2nd-most in the Big Ten.

BIG TEN RUSHING TDS IN CONF. PLAY

Player, school	Rush. Yds.	Rush. TDs
Kaleb Johnson, Iowa	849	14
<b>Tawee Walker, Wisconsin</b>	<b>681</b>	<b>9</b>
Jordan James, Oregon	784	8
Kyle Monangai, Rutgers	571	7

■ Dating back to last season, Walker has scored in 7 of the 12 games he’s received 8+ carries.

■ Walker joined the Badgers’ RB room as a transfer from Oklahoma. Walker played in 11 games as a junior in 2023, rushing for 496 yards and 7 scores.

■ Walker ran for 66 yards in his Badger debut and found the end zone in the 4th quarter to put the Badgers ahead for good vs. WMU.

■ At USC, Walker scored twice, rushing for 55 yards on 12 carries.



## SITUATIONAL RECORDS

	2023	2024
vs. Top 25 opponents (AP/Coaches)	0-2	0-4
vs. Top-10 opponents (AP/Coaches)	0-1	0-3
UW scores first	4-2	5-3
Opponent scores first	3-4	0-2
UW leads after 1st quarter	2-1	4-2
Opponent leads after 1st quarter	3-4	0-2
UW leads at halftime	3-1	5-3
Opponent leads at halftime	2-5	1-1
UW leads after 3rd quarter	6-1	5-1
Opponent leads after 3rd quarter	1-5	1-3
Overtime games	1-0	0-0

## WISCONSIN OFFENSE

SCORING: 20+ points	7-2	5-1
SCORING: 30+ points	3-1	2-0
TOTAL OFFENSE: 400+ yards	3-1	2-0
TOTAL OFFENSE: 500+ yards	1-1	2-0
RUSHING: 200+ yards	4-0	2-0
RUSHING: 300+ yards	1-0	1-0
RUSHING ATT: 40 or more	5-0	5-1
PASSING: 200+ yards	3-4	3-0
PASSING: 300+ yards	0-1	1-0
PASSING ATT: 25 or more	6-6	4-5
1ST DOWNS: at least 20	6-2	4-0
3RD DOWN: convert at least 40%	5-3	4-0
TURNOVERS: two or fewer	7-5	5-4

## WISCONSIN DEFENSE

SCORING: allow 15 points or fewer	3-1	5-0
SCORING: allow 20 points or fewer	6-2	5-1
TOTAL OFFENSE: allow 300 yards or fewer	2-2	5-0
RUSHING: allow 150 yards or fewer	4-4	4-1
RUSHING: allow 100 yards or fewer	2-3	1-0
PASSING: allow 150 yards or fewer	0-1	5-0
PASSING: allow 100 yards or fewer	1-1	1-1
1ST DOWNS: allow 15 or fewer	0-1	5-0
3RD DOWN: opp. convert 33% or fewer	3-2	5-1
TURNOVERS: opponent has two or more	2-1	1-1

## TEAM COMPARISON

RUSHING YARDS: UW has more	5-3	5-0
PASSING YARDS: UW has more	1-4	5-1
TURNOVERS: UW has fewer	3-2	1-1
TIME OF POSSESSION: advantage	4-1	5-1
FIRST DOWNS: UW has more	4-2	5-0
PENALTIES: UW has fewer	4-2	3-1
SPECIAL TEAMS SCORE: UW scores	0-0	0-0

## WISCONSIN INDIVIDUALS

RUSHING: 100-yard rusher	5-0	2-0
PASSING: 200-yard passer	2-4	3-1
RECEIVING: 100-yard receiver	1-0	1-0
RUSH/PASS: 100-yd rusher/200-yd passer	1-0	1-0

## MADTOWN MAYHEM

■ DC Mike Tressel enters year two of leading the Badger defense after transitioning from Cincinnati to UW with Fickell.

■ Tressel's scheme allowed S Hunter Wohler to roam the field and make 120 tackles, the most for a Badger DB since 1991.

■ Tressel's top two tacklers from 2023 return for 2024, with Wohler and Chaney back in the fold.

■ During two seasons as the DC at Cincinnati, Tressel elevated the play of the UC defense and developed a crop of pro-level talent. Six Cincinnati defenders were selected in the 2022 NFL Draft.

■ Tressel earned AFCA Assistant Coach of the Year honors after the 2022 season for coaching a unit that ranked 5th in the nation in yards per play allowed (4.52).

■ Tressel spent 14 seasons at Michigan State from 2007-20, coaching special teams, linebackers and serving as the DC from 2018-19.

■ Walker has a 3 year-old son, Kingston. He was recently featured in the Big Ten Network's 'The Journey'.

■ Freshmen running backs **Darrion Dupree**, **Gideon Ituka** and **Dilin Jones** join the program for 2024. Jones ranked as the No. 10 2024 RB (247Sports) and the trio turned heads in fall camp. Dupree and Jones made their Badger debut vs. SD.

■ Dupree scored his first collegiate TD against Rutgers and totaled 10 carries for 26 yards.

■ He ran 7 times for 24 yards versus Purdue and caught 2 passes for 23 yards.

■ Dupree ran for a career-high 52 yards on 7 carries against Iowa. He also caught 2 passes for 17 yards. He's made catches in 7 straight games.

■ Jones broke a big one in the 4th quarter against Purdue, ripping off a 47-yard rush deep into Boilermaker territory. The rush was the longest of the season for the Badgers.

■ Jones finished with 7 carries for 65 yards.

■ During the offseason, Braelon Allen headed to the pros (N.Y. Jets) after finishing his career ranked ninth on UW's all-time leading rushing list with 3,494 yards.

## WISCONSIN CAREER RUSHING LEADERS

Rk.	Player	Years	Yards
1.	Ron Dayne, 1996-99		7,125
8.	Billy Marek, 1972-75		3,709
9.	<b>Braelon Allen, 2021-present</b>		<b>3,494</b>
10.	Brent Moss, 1991-94		3,428
11.	Terrell Fletcher, 1991-94		3,414



## CINCINNATI DEF. UNDER TRESSEL - 2021-22

Category		AAC	NCAA
Scoring Defense	18.7	1st	11th
Sacks	74	1st	13th
Passer Rating	107.9	1st	3rd
Passing Yards	175.5 ypg	1st	2nd
Total Defense	326.6 ypg	1st	14th
Third Down %	36.2%	2nd	37th

## MICH. ST. UNDER TRESSEL - 2018-19

Category		Big Ten	P-5
Scoring Defense	19.8	5th	T-13th
Rushing YPC	3.0	1st	3rd
Third Down %	32.4%	2nd	9th

■ Allen ranked fourth in program history with a 5.85 career yards per carry clip and finished tied for sixth in UW history with 20 career 100-yard rushing performances.

## V8 SPEED

■ **WR Vinny Anthony II** has been breaking big ones for the Badger offense this season. He leads UW with 496 receiving yards this fall.

■ Anthony has posted 50+ receiving yards in 3 straight games and in 6 of the last 7 games.

■ Anthony is the first Badger to log multiple 50+ yard TD catches in the same season since 2013 (Jared Abbrederis).

■ Anthony ranks 3rd in the Big Ten (min. 2.0 catches/game) with a 17.7 yards per catch clip this season.

## BIG TEN YARDS PER CATCH LEADERS

Player, school	Rec./Yds.	YPC	TD
Omar Cooper Jr., Indiana	24/527	22.0	5
Elijah Sarratt, Indiana	38/685	18.0	6
<b>Vinny Anthony II, Wisconsin</b>	<b>28/496</b>	<b>17.7</b>	<b>2</b>
Jeremiah Smith, Ohio St.	49/865	17.7	9

■ If Anthony breaks off more big plays, he could be in good company. Only 4 Badgers have ever averaged more than 19.0 yards/catch over an entire season (Min. 30 rec.).

## UW REC. AVG. LEADERS (MIN. 30 REC.)

Rk.	Name, Season	Avg.
1.	Larry Mialik, 1970	21.3
2.	Lee Evans, 2001	20.6
3.	Jeff Mack, 1972	19.6
	Al Toon, 1983	19.6
5.	Lee Evans, 2000	19.2
6.	Lee Evans, 2003	19.0

AWARD WATCH

ATTICUS BERTRAMS, PUNTER

Ray Guy Award - Ray's 8, Week 9 (Oct. 29)

BRYSON GREEN, WIDE RECEIVER

Earl Campbell Tyler Rose Award Watch List

RICARDO HALLMAN, CORNERBACK

AP Preseason Second Team All-America  
Bednarik Award Preseason Watch List

TRECH KEKAHUNA, WIDE RECEIVER

Big Ten Freshman of the Week (Oct. 5)

CHEZ MELLUSI, RUNNING BACK

Comeback Player of the Year Award Watch List  
Doak Walker Award Preseason Watch List

WILL PAULING, WIDE RECEIVER

Biletnikoff Award Preseason Watch List

CAYSON PFEIFFER, LONG SNAPPER

Patrick Mannelly Award Preseason Watch List

JAKE RENFO, OFFENSIVE LINE

Comeback Player of the Year Award Watch List

TAWEE WALKER, RUNNING BACK

Burlsworth Trophy Nominee

HUNTER WOHLER, SAFETY

Allstate Wuerffel Trophy Watch List  
Bednarik Award Preseason Watch List  
Bronco Nagurski Preseason Watch List  
Jim Thorpe Award Preseason Watch List

NATHANIAL VAKOS, KICKER

Lou Groza Award Preseason Watch List

■ Anthony scored on a 63-yard pass in Wisconsin's loss at USC. The play was Wisconsin's longest pass completion since a Graham Mertz to Chimere Dike connection in the 2022 season opener versus Illinois State. It was the longest UW passing touchdown since a 72-yard score from Mertz to Danny Davis versus Rutgers on Nov. 6, 2021.

- Anthony also recovered a fumble on a punt and posted a 74-yard kickoff return at USC.

PLENTY FOR PAULING

■ **WR Will Pauling** has been a key contributor for the Badger offense out of the slot. Pauling leads the Badgers with 42 catches and 3 receiving TDs this season.

- Pauling grabbed a 2-yard TD catch to give Wisconsin the lead over Oregon in the first half last Saturday.
- Pauling caught a first-quarter TD to open the Badger scoring at Rutgers. He's caught 6 of his 8 collegiate TDs from Braedyn Locke.

■ Pauling's 74 catches in 2023 ranked 5th in single-season program history last season.

UW SINGLE-SEASON RECEPTIONS

Rk.	Player, year	Receptions
1.	Jared Abbrederis, 2013	78
2.	Alex Erickson, 2015	77
3.	Lee Evans, 2001	75
	Travis Beckum, 2007	75
5.	<b>Will Pauling, 2023</b>	<b>74</b>
6.	Lee Evans, 2003	64
	Nick Toon, 2011	64
8.	Travis Beckum, 2006	61

■ With Pauling returning after his breakout season, his 74 catches are nearly 20 more than any other returning Badger in program history (Alex Erickson - 55, 2014)

■ Pauling is one of 5 Big Ten pass catchers over the last 10 seasons to return after grabbing 70+ catches.

■ Pauling made 27 catches for 22 first downs on third downs in 2023, both Big Ten highs. In fact, Pauling led all Power 5 receivers with 22 catches for first downs on third downs.

■ Pauling became the first Big Ten player to make 27 catches on third down since Penn State's Allen Robinson (27) in 2012.

BIG TEN THIRD-DOWN CATCHES (SINCE 2009)

Player, school	Year	Receptions
Zeke Markshausen, NW	2009	32
<b>Will Pauling, Wisconsin</b>	<b>2023</b>	<b>27</b>
Allen Robinson, Penn St.	2013	27
Keith Smith, Purdue	2009	27
Flynn Nagel, NW	2018	26
Austin Carr, NW	2016	26
Tyler Johnson, Minnesota	2018	25
KJ Maye, Minnesota	2015	25

THE FLYIN HAWAIIAN

■ **WR Trech Kekahuna** had a breakout performance versus Purdue and is a weapon for the Badger offense. He ranks 3rd for the UW this season with 16 catches.

■ Kekahuna was the Badgers' key playmaker in the win over Purdue, catching 6 passes for 134 yards and 2 scores. He hauled in his first-career TD on a 69-yard catch to open the second-half scoring versus the Boilermakers.

■ Kekahuna's 134 yards were the most for a Badger WR since **Will Pauling** tallied 143 in the ReliaQuest Bowl versus LSU (Jan. 1, 2024) and the most in a Big Ten game since Chimere Dike totaled 185 in a victory versus Northwestern on Oct. 8, 2022.

■ Kekahuna totaled 91 yards after catch, the most for any Power 4 WR during Week 6 action.

■ Kekahuna was named Big Ten Freshman of the Week for his big performance. He's the first Badger to earn the award since **QB Braedyn Locke** last season vs. Illinois (Oct. 23) and is the first Badger WR to earn a Big Ten weekly offensive award since David Gilreath in 2008.

UW WRS BIG TEN WEEKLY AWARDS (SINCE 2000)

Player, Date	Award
<b>Trech Kekahuna, 10/5/24</b>	<b>Freshman</b>
David Gilreath, 11/10/08	Offense
Lee Evans, 11/17/03	Offense
Lee Evans, 9/8/03	Offense
Lee Evans, 8/27/01	Offense

■ Kekahuna played in the season's final 5 games as a true freshman in 2023 and had a breakout offensive performance in the ReliaQuest bowl, making 4 catches for 64 yards.

THE FULL ARSENAL

■ With Pauling and Anthony returning as proven playmakers, UW has other production back in '24.

■ **WR Bryson Green** started 11 games and ranked 2nd for UW with 480 receiving yards in 2023. He's battled injuries in 2024.

- Green returned from injury and grabbed a 13-yard catch vs. Oregon.
- He posted a season-high 65 yards on 4 catches at USC.

■ **WR CJ Williams** has catches in 7 straight games for the first time in his career. He caught his 2nd TD of the season on a 4th down attempt at Iowa.

- 12 of Williams' 15 catches in 2024 have gone for first downs or touchdowns. 4 of Williams' 5 catches on 3rd down have gone for first downs.

- He totaled a career-high 60 receiving yards on 4 catches in Wisconsin's route of Purdue.

- Williams caught his first-career TD in Wisconsin's win over South Dakota this fall, a 50-yard catch and run on an RPO in the 1st quarter.

■ **TE Riley Nowakowski** played in 9 games after transitioning to TE from FB in 2023. After battling back from a preseason injury, Nowakowski made 7 catches, including a TD at Minnesota (Nov. 25). Nowakowski has been a key senior leader and captain for UW in 2024.



■ **TE Tucker Ashcraft** made his first career start vs. Alabama on Sept. 14. He caught his second career TD in Wisconsin's win over Northwestern (10/19/24).

## O-LINE SUCCESS

■ **AJ Blazek** joined the Badgers in the offseason to coach the offensive line. Blazek joins the UW staff after 3 seasons at Vanderbilt. Former Badger and 11-year NFL vet **Casey Rabach** was named assistant offensive line coach after working as the director of scouting since 2022.

■ The Badgers' O-Line has allowed only 11.0 sacks this season, the 2nd fewest in the Big Ten and T-14th fewest nationally.

- UW has allowed only 40.0 TFLs this season, the 4th-fewest in the Big Ten.

■ **Jack Nelson** returns as the unit's leader after starting all 13 games at left tackle in 2023 and has now started 48 games on the Badgers' offensive line.

- Nelson's 76.2 PFF offensive grade is the best for any Badger offensive lineman and ranks 8th among Big Ten offensive linemen.

■ Nelson posted a PFF pass blocking grade of 86.7 at Rutgers, his best mark of the season.

■ Nelson and the rest of the Badger O-line dominated against Purdue. Nelson registered a 90.1 PFF offensive rating, the highest of his career and 5th best in all of FBS action in Week 6.

■ **Riley Mahlman** started all 13 games at right tackle in 2023, and has 29 starts at the position in his career.

- He bookends a unit with Nelson after posting the Badgers' best O-line PFF offensive grade in 2023 (74.4).

■ **Joe Huber** has started every game at right guard for the Badgers. At the same spot in 2023, he did not allow a single sack over 475 pressure opportunities (PFF).

■ **Jake Renfro** has started every game at center this fall, allowing only one sack and 5 pressures. He posted a season-high 87.0 run blocking grade in UW's win over Northwestern.

- Renfro started the ReliaQuest Bowl at center, his only action in 2023. He arrived from Cincinnati after earning first team All-AAC honors in 2021.

■ **Joe Brunner** emerged as the Badgers final piece to the starting lineup. Brunner has donned the nickname 'Rip' by teammates and coaches - For his resemblance to Rip Wheeler from the hit TV series *Yellowstone*.

- Brunner has the Big Ten's 2nd-best PFF pass blocking grade (85.9).

■ He has not allowed a sack across 321 pressure opportunities this season. He's one of 9 Big Ten offensive linemen to allow zero sacks across 300+ pressure opportunities.

■ Last year's starting center Tanor Bortolini was selected in the 4th round of the 2024 NFL Draft by the N.Y. Jets.

Wisconsin has had offensive linemen selected in 6 straight NFL Drafts dating back to 2019.

## DEFENSIVE OUTLOOK

■ Wisconsin has recovered 7 fumbles through 9 games. That's the highest total in a single season for UW since 2021 (8).

■ **Jaheim Thomas** (Arkansas), who leads the Badgers with 52 tackles this season, and **John Pius** (William & Mary) join **Hunter Wohler** and **Jake Chaney** as the Badgers' active tackle leaders

### UW ACTIVE TACKLE LEADERS

Name	Tackles	Solos
Jaheim Thomas*	237	96
Hunter Wohler	221	143
John Pius*	185	93
Jake Chaney	172	96

\*at Cincinnati/Arkansas \*at William & Mary (FCS)

## DISRUPTIVE DEFENSE

■ Wisconsin's defense has generated turnovers in 6 of 7 Big Ten games.

### DEFENSIVE DISRUPTION (PFF)

Game	Hurries	Pressures	Sacks	Turnovers
vs. WMU	9	10	1.0	2
vs. SD	7	12	3.0	0
vs. ALA	3	6	2.0	0
at USC	13	17	1.0	3
vs. PUR	15	19	3.0	2
at RUT	10	11	0.0	1
at NW	10	13	2.0	1
vs. PSU	12	16	1.0	1
at IOWA	3	5	0.0	0
vs. ORE	14	16	1.0	1

■ Alongside Wohler, CB **Ricardo Hallman**, an AP Preseason second team All-American, anchors the Badgers' secondary after earning AP third-team All-America honors in '23. He led the nation with 7 INTs.

- Hallman's the first Badger CB to earn an All-America accolade since Nick Nelson in 2017. He's the first returning All-America CB since Jamar Fletcher in 2000.

■ Hallman has been targeted 22 times across 251 coverage snaps. There's not a CB in the country who has been targeted less (250+ coverage snaps, PFF).

■ Wisconsin entered 2024 with players who totaled 11 of the Badgers' 13 INTs in 2023. **Hallman** (7), **Wohler** (2) and **S Preston Zachman** (2) all return.

## STUDS IN THE SECONDARY

■ **Hunter Wohler** continues to lead the Badgers secondary after one of the most productive tackling performances in UW history. In 2023 Wohler garnered All-Big Ten honors (AP) and earned CSC Academic All-America status (second team).

- Wohler leads the Badgers in 2024 with 63 total tackles. His 44 solo takedowns lead UW and are 2nd among Big Ten DBs.

## AMONG THE BEST

- Wisconsin has recorded 22 straight winning seasons, the longest streak in all of Power 5 football.
- Among power conference schools, only seven teams have won more games than Wisconsin over the last 20 seasons

### WINS (POWER 4, 2005-PRESENT)

1. Alabama	230
2. Ohio State	220
3. Georgia	206
4. Clemson	205
5. Oklahoma	200
6. Oregon	194
7. LSU	191
<b>8. Wisconsin</b>	<b>182</b>
9. Penn State	179
10. Notre Dame	176

■ The Badgers have won 87 Big Ten games since 2010. That's the 2nd-most in the conference, trailing only Ohio State (110). Only 6 Power 4 schools have totaled more wins in conference action over that span.

■ Wisconsin has made 6 appearances in the Big Ten Championship Game. That is tied with Ohio State for the most in the Big Ten.

■ UW players have accounted for 6 Top-10 finishes in the Heisman Trophy voting since 2011, tied for 3rd-most of any program in the country (1. Alabama - 14, 2. Ohio State - 11, 3. Wisconsin - 6, Oklahoma - 6, Stanford - 6).

■ Wisconsin has accounted for 18 major national award winners over last 25 seasons, including Heisman, Walter Camp, Doak Walker, Unitas Golden Arm, Rimington, Outland, Thorpe, Lott IMPACT, Ray Guy, Burlsworth, Witten Man of the Year

■ The Badgers have accounted for 11 consensus first-team All-Americans since 2010. Ohio State leads the Big Ten during that span with 15:

### CONSENSUS ALL-AMERICANS SINCE 2010

2010 - Gabe Carimi, LT
2010 - Lance Kendricks, TE
2011 - Montee Ball, RB
2012 - Montee Ball, RB
2014 - Melvin Gordon, RB
2016 - Ryan Ramczyk, LT
2018 - Beau Benzschawel, G
2018 - Jonathan Taylor, RB
2019 - Zack Baun, LB
2019 - Tyler Biadasz, C
2019 - Jonathan Taylor, RB

■ Wisconsin running backs have earned consensus first-team All-America honors 5 times since 2010. That's more than any other school in the nation.

- Wohler has 6 PBUs in 2024, which is tied for the 3rd-most for any Power 4 safety.
- Wohler surpassed 200 career tackles with an 11-tackle performance versus Penn State. He became the first Badger DB to tally 200 career tackles since S Michael Caputo (2012-15, 244).
- Wohler led the Badgers and ranked T-2nd in the Big Ten with 120 total tackles in 2023. His 74 solo tackles were the most for any defensive back in the country.
- Wohler was the only defensive back in the country to have 110+ total tackles and multiple interceptions in 2023.
- Wohler's 74 solos were the most for a Badger since 2001.

UW SINGLE SEASON SOLO TACKLES, SINCE 2000

Rk.	Player	Year	Solo tackles
1.	LB Nick Greisen	2001	101
2.	LB Nick Greisen	2000	90
3.	S Hunter Wohler	2023	74
	DB Jason Doering	2000	73
	LB TJ Edwards	2018	73
	DB Ryan Aiello	2002	73

- With Wohler returning for his senior season, his 120 tackles in '23 are the most for a returning Big Ten DB since at least 2005. Nationally, his 120 tackles are more than any returning defensive back since 2016.
- Wohler made a team-high 6 solo stops in the opener vs. WMU.
- He recorded 2 PBUs at USC, giving him PBUs in 4 of the last 5 games dating back to last season.

■ **CB Nyzier Fourqurean** has started every game this fall at cornerback for the Badgers. He ranks 6th for UW with 44 tackles.

- Fourqurean grabbed his first INT as a Badger vs. Oregon. He became the first Badger to have an INT, a TFL and 7+ solo tackles in a game since Chris Borland in 2009.
- Fourqurean has made plenty of key tackles in the open field. He's registered 17 PFF stops (tackles that constitute a "failure" for the offense), the 2nd-most for Big Ten CBs.

■ **S Preston Zachman** has grabbed INTs in games at USC and Rutgers. He grabbed a game-winning INT in OT vs. Nebraska last November.

- Zachman ranks 7th among Big Ten safeties with a 80.3 PFF defensive grade.

■ **S Austin Brown** tallied a strip-sack in Wisconsin's loss at USC. He also chipped in a game-high 9 tackles – His most since the bowl vs. LSU, matching a career-high.

- Brown has played mostly at the nickel in place of Max Lofy.

■ **CB Ricardo Hallman** has been effective after a historic season in 2023. He paced the Badgers and led the nation with 7 INTs in 2023 - The most for a Badger since 2007 and most for a UW CB since Jamar Fletcher in 2000.

- Hallman has been targeted 22 times across 251 coverage snaps. There's not a CB in the country who has been targeted less (250+ coverage snaps, PFF).

▪ Hallman has allowed 14 catches, tied for the fewest in the Big Ten among CBs that have logged 250+ coverage snaps.

▪ Hallman's the first Big Ten player to return after grabbing 7+ INTs since Iowa's Desmond King in 2016 after 8 picks in '15.

▪ Hallman's 95-yard pick-6 versus Rutgers last season was the longest against a Big Ten opponent in program history since 1954.

■ With Hallman grabbing 7 picks in '23, Wisconsin has now had four different players grab 7+ this century, more than any other Big Ten school

UW PLAYERS WITH 7+ INTS (SINCE 2000)

Player	Year	INTs
Jim Leonhard	2002	11
Ricardo Hallman	2023	7
Shane Carter	2007	7
Jim Leonhard	2003	7
Jamar Fletcher	2000	7

■ Freshman CB **Xavier Lucas** saw action in the opener vs. WMU and made an impressive interception on the sideline in the fourth quarter. He's emerged as a key player in the secondary.

- Lucas made the first sack of his career in the second half vs. Oregon.
- Lucas, a 4-star prospect out of Fort Lauderdale, Fla., ran a 10.49 100m dash at the FHSAA regional meet before finishing 3rd (10.62) at the state championships in May 2024. He finished second in the state with a 6.93m long jump.

MEN IN THE MIDDLE

■ **Jake Chaney** has 51 tackles in 2024, the 2nd-most for UW. He ranked 2nd for UW and led all LBs with 80 tackles in 2023. He also chipped in 3 sacks.

- Chaney registered 2.0 TFLs versus Purdue, a career high.

■ **Jaheim Thomas** ranks 2nd for the Badgers with 52 tackles in 2024. He joined the Badgers after one season at Arkansas and 3 at Cincinnati. Thomas, who played for Fickell's Bearcats from 2020-22, led Arkansas in tackles (90) in 2023.

- Thomas has tallied 160 total tackles over the last two seasons (Arkansas and Cincinnati). He posted 5 double-digit tackle performances for the Razorbacks last season.
- Thomas was recruited by Fickell's staff out of Cincinnati's Princeton HS. He earned a four-star rating and was tabbed as the No. 5 player in Ohio.

■ **Tackett Curtis** comes to Madison after one season at USC. Curtis played in 12 games, making 8 starts as a true freshman. He was tabbed Pac-12 Freshman of the Week after a 7-tackle performance vs. Arizona State.

- Curtis was a top recruit out of Louisiana after being named the 2022 MaxPreps Louisiana HS Player of the Year.
- Curtis is the first known Badger from the state of Louisiana.
- Curtis filled in after Chaney was ejected for targeting in the second half vs. South Dakota. Curtis made 4 tackles and logged

an 82.6 PFF defensive grade vs. SD, the 3rd-best in the Big Ten for LBs with more than 15 snaps in Week 2.

▪ With Chaney out for the first half vs. Alabama, Curtis made his first start as a Badger against the Crimson Tide. He tallied 5 tackles.

■ **Christian Alliegro** had a big performance in the Badgers' matchup with Iowa. Alliegro made a career-high 16 tackles, the most for a Badger since Leo Chenal tallied 17 versus Army in 2021.

- Alliegro ranks 4th for UW with 47 tackles this season. He tallied another 10 vs. Oregon, giving him double-digits in back-to-back games.
- He's the first Badger underclassman to have back-to-back 10+ tackle performances since Jack Cichy in 2015, according to Sports Reference.
- Alliegro has been deployed frequently on 3rd down as a pass-rushing and QB spy option. He leads the Badgers with 3.0 sacks this season.

OFF THE EDGE

■ **Darryl Peterson** has tallied 20 tackles this season and posted one sack.

- In 2023, Peterson's 10.0 TFLs were the 2nd-most for UW behind C.J. Goetz and he was one of 11 Big Ten players to total double-digit TFLs in 2023.

■ **Leon Lowery** has started 10 games at OLB in 2024 after 4 years at Syracuse. He leads all Badger OLBs with 27 tackles this season. Lowery started all 12 regular season games for the Orange at OLB in 2023.

- Lowery posted 7.5 TFLs and 3.5 sacks in '23 to rank 4th for Syracuse. He has played in 25 games over the last two seasons.
- Lowery recorded his first sack as a Badger in Wisconsin's matchup with Alabama on Sept. 14.

■ **John Pius Jr.** arrives in Madison after a successful career at William & Mary. He finished his career ranked 2nd in school history with 40.5 TFLs and 5th in sacks (24.5).

- Pius made an impact play at Northwestern, getting to the QB to force a strip-sack that led to a Wisconsin TD.
- Pius Jr. was named an FCS First Team All-American by FCS Football Central and Phil Steele and secured All-CAA first team honors in 2023 after totaling 9.5 sacks and 16.0 TFLs.

■ **Aaron Witt** made his first career start against USC after battling injuries since his time at UW started in 2020. Witt ranks 2nd for the Badgers with 4.5 TFLs despite missing the Purdue game.

THE FRONT LINE

■ With **James Thompson Jr.** sidelined, Wisconsin will need production from the rest of the defensive line unit, led by first-year coach **E.J. Whitlow** (Air Force).

■ Transfers **Elijah Hills** (Albany) and **Brandon Lane Jr.** (Stephen F. Austin) arrived to bolster the unit.

- Hills tallied the Badgers' lone sack in the opener, collecting a takedown in the 4th quarter. After 7 games, he's tied for the team lead with 2.0 QB takedowns.
- Hills ranks 2nd for the Badgers with 4.5 TFLs through 10 games this season. He made his first start versus Penn State.
- Hills leads all UW D-linemen with 2.0 sacks this season.

■ **Curt Neal** has been a regular contributor on the interior of the Badger defense. Neal leads all D-linemen with 27 tackles in 2024.

■ **Cade McDonald** returns after being part of the DL rotation in 2023. He's a two-time letter-winner.

## SPECIALISTS

■ **K Nathaniel Vakos** owns a 11-for-15 clip on FGs through 8 games in 2024. He's drilled 3 FGs of 50+ yards this season, including a 53-yarder vs. Alabama (T-5th longest in UW history). He has the most makes from 50+ yards in program history.

### MOST 50+ YARD FGs - UW HISTORY

Rk.	Player, Time at UW	No. of 50+ yard makes
1.	<b>Nathaniel Vakos, 2023-Present</b>	<b>4</b>
2.	Taylor Mehlaiff, 2006-07	3
	Philip Welch, 2008-09	3
	Rafael Gaglianone, 2014-17	3
4.	Todd Gregoire, 1984-87	2
	John Hall, 1994-95	2

■ Vakos was a Lou Groza semi-finalist, earned honorable mention All-Big Ten honors in 2023. He made 15-of-19 FGs, including a 52-yarder vs. Iowa. His 15 makes ranked T-6th in the Big Ten.

- Vakos went 14-for-17 in '23 on FGs from fewer than 50 yards.
- Vakos earned Big Ten Special Teams Player of the Week honors after connecting on 3 FGs at Purdue.
- He drilled a 52-yarder vs. Iowa, the Badgers' longest FG since 2019 and the T-6th longest make in program history.

■ **Atticus Bertrams** has punted 45 times for 2,043 yards (45.4 avg.) in 2024. Bertrams is on pace for the 2nd-best season punting average in program history, trailing only Andy Vujnovich (2021 - 46.4).

- Bertrams' 45.4 punting average ranks 2nd in the Big Ten and 13th nationally.
- Bertrams has generated 3 muffed punts that have been recovered by the Badgers. Wisconsin has scored immediately after muffed punts in each of the last 2 games.
- Bertrams booted a 73-yard punt down to USC's 1 yard-line in the first quarter. It was the longest punt by a Badger since Brad Nortman recorded a 73-yard punt against Illinois on Nov. 19, 2011. The 73-yard punt is the longest in the Big Ten this season and the 7th longest in the country.
- He handled all punting duties for UW in 2023 as a true freshman. Bertrams punted 63 times for 2,602 yards (41.3) and a long of 60 yards.

■ **Cayson Pfeiffer** comes to Madison from Cincinnati where he handled all long-snapping action from 2020-23.

- Pfeiffer recovered his first career fumble versus Purdue. That set up a 12-yard Tawee Walker TD to open the Badger scoring.

## FREAK OUT

■ WR **Will Pauling** was listed in Bruce Feldman's annual log of the best athletes in college football.

- "At 5-10, 190, Pauling, second in the Big Ten last year with 74 catches, is a stick of dynamite. His 11 contested catches in 2023 tied for the most of any returning Big Ten player. He has run 4.39 in the 40, 4.03 in the pro agility shuttle and vertical-jumped 36 inches, and he's incredibly strong. He squatted 600 pounds this summer, deadlifted 605 and did 15 reps on the bench of 225."

## CAMP RANDALL UPDATES

■ With the onset of a new college football postseason format on the horizon, Camp Randall Stadium underwent the installation process of a heated playing surface.

■ Enhancements to the north videoboard, and LED ribbon boards around the stadium, will continue to improve the fan experience at live events at Camp Randall.

■ With the north videoboard becoming a full digital display, Camp Randall's board is the 3rd-largest in all of college football.

### LARGEST VIDEOBOARDS, FBS

Rk.	School, Stadium	Square Feet
1.	Oregon, Autzen Stadium	12,276
2.	Auburn, Jordan-Hare Stadium	10,830
3.	<b>Wisconsin, Camp Randall Stadium</b>	<b>9,216</b>
4.	Purdue, Ross-Ade Stadium	8,558
5.	Michigan, Michigan Stadium	8,154

■ New for the 2024 football season, beer, wine and pre-packaged alcoholic products such as hard seltzers will be available at most concession stands throughout Camp Randall Stadium. Camp Randall will also feature several new grab-n-go markets in addition to added temporary restrooms throughout the stadium.

## TRIP TO SELMA

■ In July, WR **Vinny Anthony II** and DB **Austin Brown** traveled to Selma, Alabama as part of The third edition of the "Big Life Series: Selma to Montgomery".

■ More than 125 student-athletes from all 18 Big Ten schools, including coaches and school and conference administrators, traveled to Selma in a weekend that included community service, learning and togetherness.

## GIVE IT UP FOR THE GRADS

■ The Badgers' roster includes 13 players who have graduated.

- **Haakon Anderson** — Business: Management & Human Resources
- **Bryson Green** — Health Promotion & Health Equity
- **Kerry Kodanko** — Consumer Behavior & Marketplace Studies
- **Brandon Lane Jr.** — Grad. from Stephen F. Austin
- **Leon Lowery** — Human Development & Family Studies
- **Cade McDonald** — Biological Systems Engineering
- **Chez Mellusi** — Communication Arts
- **Cayson Pfeiffer** — Grad. from Cincinnati
- **Jake Renfro** — Life Sciences Communication
- **Gianni Smith** — Grad. from Portland St.
- **Jaheim Thomas** — Grad. from Cincinnati
- **Tyler Van Dyke** — Grad. from Miami (FL)
- **Preston Zachman** — Business: Finance, Investment & Banking

## ALL KINDS OF EXPOSURE

■ Over the last 8 full seasons, 63 of 101 games (62.4%) have reached an audience of more than 1 million people.

■ UW has been featured in 58 games on ABC, CBS, ESPN, FOX and NBC over the last 8 years. Those games have averaged 4.2 million viewers.

■ Since 2015, Wisconsin has hosted ESPN GameDay and/or FOX Big Noon Kickoff for 14 games.



## ROSTER TIDBITS : OFFENSE

\* Does not reflect depth chart \*

### LEFT TACKLE

#### 79 Jack Nelson

6-7 316 R-Sr. Stoughton, Wis.

- 76.2 PFF offensive grade leads the UW OL and 8th among Big Ten OL
- Started all 13 games at LT in '23 and has started 38 games over the last 3 seasons entering '24
- Attended Big Ten Media Days in July '24
- Consensus four-star recruit out of high school
- Father, Todd, played for the Badgers 1984-88, and brother, Barrett, currently plays offensive tackle

#### 70 Barrett Nelson

6-6 302 R-Sr. Stoughton, Wis.

- Played in one game in 2023 as a reserve OL
- Three-star prospect out of Stoughton, Wis., two-time first team all-conference performer
- Brother of LT Jack Nelson

### LEFT GUARD

#### 60 Joe Huber

6-5 310 R-Sr. Dublin, Ohio

- Started all 13 games at right guard in 2023 for UW
- Posted a 69.6 PFF grade in 2023, the 9th-highest for a returning Big Ten interior OL
- Earned All-AAC honorable mention honors in 2022 at Cincinnati
- Didn't earn a single scholarship offer and went to Cincy as a walk-on

#### 65 James Durand

6-5 305 R-Fr. Gilbert, Ariz.

- Joined the Badgers as a four-star recruit in the 2023 class
- Earned an Under Armour Bowl invite after HS senior season
- Named all-state (Arizona) as a sophomore, junior and senior

### CENTER

#### 57 Jake Renfro

6-3 302 R-Sr. Mokena, Ill.

- Renfro has allowed only 5 pressures across 304 pass blocking snaps, the fewest for any Badger O-lineman.
- Eventually started at center in bowl vs. LSU after missing time early due to injury in '23
- Earned first-team All-AAC honors in 2021 before an injury kept him out of the 2022 season at Cincinnati
- Helped allow only 53 TFLs in 2021, the 7th fewest in the nation

#### 73 Kerry Kodanko

6-2 308 R-Sr. Green Bay, Wis.

- Earned second-string center role during spring practice in '24
- Named WFLC all-state as a HS senior in 2019 at West De Pere
- Also played varsity basketball in HS

### RIGHT GUARD

#### 56 Joe Brunner

6-5 313 R-Sr. Whitefish Bay, Wis.

- Brunner's 85.9 pass blocking grade (PFF) ranks 2nd in the Big Ten.
- Made his first career start in the '24 opener vs. WMU - Has started every game this season
- Rated as the top prospect in Wisconsin in the 2022 recruiting class (4 stars)
- Also competed in track and field - Qualified for the WIAA state track championships in the discus and shot put

#### 67JP Benzschawel

6-6 312 R-Jr. Grafton, Wis.

- Played in 13 games in '23, mostly on special teams
- Was a four-star recruit out of HS and won the Joe Thomas Award as the most outstanding senior OL in Wisconsin
- Named first team all-state as a senior at Grafton HS

### RIGHT TACKLE

#### 71 Riley Mahlman

6-8 320 R-Sr. Lakeville, Minn.

- Started all 13 games at RT in '24, posting a 74.4 PFF grade, the highest for a UW lineman and 5th highest in the Big Ten
- Played in 7 games in 2022, starting 6 at RT
- Was a four-star consensus prospect out of Lakeville South (Minn.)
- Played in the 2021 All-American Bowl

#### 55 Kevin Heywood

6-8 325 Fr. Limerick, Pa.

- Saw increased game action against Purdue with 35 snaps
- Rated as 247's No. 4 offensive tackle in the 2024 recruiting class and the best player in Pa.
- Earned Adidas All-America status as a senior
- Played in the 2024 All-American Bowl

### WIDE RECEIVER

#### 9 Bryson Green

6-3 213 Sr. Allen, Texas

- Returned from injury to grab a 13-yard catch vs. Oregon
- Had big performance in bowl vs. LSU - Grabbed 7 passes for 105 yards and a score
- Played in 11 games, totaling 36 catches for 584 yards and 5 TDs at Oklahoma State in 2022
- Totaled 133 receiving yards on 5 catches and scored the game-winning TD vs. Texas (10/22)
- Played in 6 games as a freshman in 2021, catching 12 passes for 2 touchdowns

#### 14 Tyrell Henry

6-0 176 Jr. Roseville, Mich.

- Made his UW debut during Week 2 against South Dakota
- Joined the Badgers as a transfer from Michigan State during the offseason
- Played in 12 games and made 4 starts at MSU in '23, caught 24 passes for 195 yards and 3 TDs
- Led Spartans in kick returns in 2022 as a freshman

### WIDE RECEIVER

#### 8 Vinny Anthony II

6-0 188 Jr. Louisville, Ky.

- Leads the Badgers with 496 rec. yards this season
- Became the first Badger since Jared Abbrederis in 2013 to have two 50-yard receiving touchdowns in a season following a 52-yard score against Purdue
- Caught a 63-yard TD from Braedyn Locke to open Wisconsin's scoring vs. USC. Also broke off a 74-yard KR and recovered a fumble on punt coverage.
- Traveled to Selma, Ala. for the Big Ten Life Series trip during summer '24

#### 5 Quincy Burroughs

6-3 212 R-Sr. Jacksonville, Fla.

- Made the transition from Cincinnati to Wisconsin with fellow wideout Will Pauling
- Roommates with Pauling, the pair quickly fit in with the rest of the WR room, on and off of the field
- Also competed in track during HS, winning a Florida state championship in the 4x400 in 2021

### WIDE RECEIVER

#### 4 CJ Williams

6-2 196 Jr. Mission Viejo, Calif.

- 12 of Williams' 15 catches have gone for first downs this season
- Made 15 catches for 148 yards in '23, his first season as a Badger
- Played in 11 games during freshman season at USC, catching four passes for 34 yards
- Joined the Trojans after an impressive high school career at Mater Dei HS (4-star)
- Helped Mater Dei to a 12-0 record and the 2021 national title

#### 84 Chris Brooks Jr.

6-2 218 R-Sr. St. Louis, Mo.

- Has battled injuries during first 2 seasons as a Badger
- Named first-team all-state as a senior at the St. Louis University School and also played basketball and ran track.

### WIDE RECEIVER

#### 6 Will Pauling

5-10 190 R-Jr. Chicago, Ill.

- Caught a TD in UW's loss to Oregon.
- Started all 13 games and led UW with 74 catches for 837 yards and 6 TDs
- 74 catches were the 5th most in UW history
- Led the Big Ten and ranked 3rd in the nation with 27 3rd down catches, most for a Big Ten player since 2009
- Made transition to Wisconsin from Cincy with Fickell and staff during the post-'22 off-season

#### 2 Trech Kekahuna

5-10 187 R-Fr. Honolulu, Hawaii

- Caught his first two career TDs vs. Purdue and posted a game-high 134 yards on 6 catches
- Played in the final 5 games in '23 and had a big performance in the bowl game, catching 4 passes for 64 yards
- Four-star prospect that earned MaxPreps All-America honors as a senior

### TIGHT END

#### 37 Riley Nowakowski

6-1 243 R-Sr. Milwaukee, Wis.

- Played in 9 games in '23, making one start at TE
- Caught 7 passes for 57 yards and a score
- Grabbed his first career TD in the regular season finale versus Minnesota
- Had worked with LB and FB position groups early in his Badger career
- Was a first-team all-state linebacker out of Marquette University HS as a senior in 2019
- Named a captain for Week 1 of the 2024 season against Western Michigan

#### 38 Tucker Ashcraft

6-5 255 So. Seattle, Wash.

- Caught his first TD of 2024 on a 3-yard score against Northwestern
- Played in all 13 games as a true freshman in '23 - caught 8 passes for 86 yards and a TD
- Rated as the 14th-best player in Washington, according to 247Sports

**RUNNING BACK**

**3**

**Tawee Walker**

5-9 218 Sr. North Las Vegas, Nev.

- Scored his 10th TD of the season against Penn State, becoming the 20th Badger to have 10 TDs in a season
- Posted a career-high 198 yards on 24 carries, adding 3 TDs in a win over Rutgers
- Transfer from Oklahoma, running for 496 yards and 7 touchdowns on 95 carries last season.
- Started his collegiate career at Palomar Junior College (CA.), running for 875 yards and 8 TDs on 187 carries
- Played his high school senior season at Centennial High School (AZ.), posting a whopping 8.8 YPC on 878, 17 TDs and 100 carries
- Grew up playing football with current New England Patriots RB Rhamondre Stevenson

**RUNNING BACK**

**13**

**Darrion Dupree**

5-10 205 Fr. Chicago, Ill.

- Ran for a career-high 52 yards at Iowa
- Has catches in 7 straight games
- Ran for his first collegiate touchdown against Rutgers, a 2-yard scamper. Recorded 26 yards on 10 carries overall.
- Saw first career game action against South Dakota, taking 6 carries for 24 yards in the win
- Earned a four-star status by Rivals.com at Mount Carmel High School in Illinois
- Earned Chicago Sun-Times Player of the Year honors in 2023, posting 1,092 rushing yards, 755 receiving yards and 24 total touchdowns as a senior
- Helped Mount Carmel win a Class 7A State Championship as a junior in 2022, posting 664 rushing yards and 18 total touchdowns

**QUARTERBACK**

**18**

**Braedyn Locke**

6-1 205 R-So. Rockwall, Texas

- Posted a career-high 359 yards in a win over Purdue, good for 7th-most in a game in program history
- Made first start of 2024 against USC, throwing for 180 yards and a touchdown
- Threw for 125 yards and a touchdown while replacing an injured Tyler Van Dyke against Alabama.
- Played in 5 games and made 3 starts at QB, filling in for an injured Tanner Mordecai in '23.
- Became the first Badger QB in program history to post 2 240+ yard passing performances.
- Made his first start vs. Illinois and led the Badgers on a 14-point 4th quarter comeback to earn Big Ten freshman of the week honors

**25**

**Cade Yacamelli**

6-0 215 R-So. Trafford, Penn.

- Scored his first career touchdown against Purdue on a 30-yard rush
- Led the Badgers in rushing during Week 2 with 73 yards, a career high, on 8 carries
- Played in 9 games, making one start at RB in '23
- Ran for 169 yards on 36 carries and caught 4 passes for 23 yards
- Made first career start vs. LSU in bowl, ran for 45 yards on 7 carries

**34**

**Jackson Acker**

6-1 245 R-Jr. Madison, Wis.

- Has been utilized in a blocking role in 2024
- Ran for 322 yards and 2 scores on 72 carries in '23
- Carried 14 times for a career-high 86 yards and a TD in the bowl vs. LSU, added a 22-yard catch

**11**

**Mabrey Mettauer**

6-14 230 Fr. The Woodlands, Texas

- Saw his first game action against Purdue, completing one pass for 2 yards.
- Earned four-star status out of high school by 247 Composite
- Holds records for career passing yards and single-season yards at the Woodlands High School
- Received Houston Houston Touchdown Club pre-season and post-season honors as a senior in 2023

BADGER NEWCOMERS

TRANSFERS				FRESHMEN			
No.	Name	Pos.	Prev. School	No.	Name	Pos.	Hometown
0	John Pius	OLB	William & Mary	6	Xavier Lucas	CB	Pompano Beach, Fla.
3	Tawee Walker	RB	Oklahoma	7	Dilin Jones	RB	Laurel, Md.
4	Tackett Curtis	LB	USC	11	Omilio Agard	CB	Philadelphia, Pa.
5	RJ Delancy III	CB	Toledo	11	Mabrey Mettauer	QB	The Woodlands, Texas
7	Jaheim Thomas	LB	Arkansas	13	Darrion Dupree	RB	Chicago, Ill.
8	Leon Lowery Jr.	OLB	Syracuse	16	Milos Spasojevic	QB	Minnetonka, Minn.
10	Tyler Van Dyke	QB	Miami (FL)	19	Thomas Heiberger	OLB	Sioux Falls, S.D.
12	Joseph Griffin Jr.	WR	Boston College	19	Langdon Nordgaard	WR	West De Pere, Wis.
14	Tyrell Henry	WR	Michigan State	22	Kyan Berry-Johnson	WR	Bollingbrook, Ill.
15	Sebastian Cheeks	OLB	North Carolina	26	Jay Harper	CB	Valley, Ala.
61	Joey Okla	OL	Illinois	27	Raphael Dunn	S	Lawrenceville, N.J.
66	Leyton Nelson	OL	Vanderbilt	31	Gideon Ituka	RB	Gaithersburg, Md.
87	Jackson McGohan	TE	LSU	38	Mason Lane	S	Lodi, Wis.
94	Elijah Hills	DL	Albany	46	Tamer Dalloul	OLB	Lincolnshire, Ill.
95	Brandon Lane Jr.	DL	Stephen F. Austin	50	Ryan Cory	OL	Gibsonia, Pa.
98	Gianni Smith	K	Sacramento State	51	Anelu Lafaele	OLB	Kalihi, Hawaii
99	Cayson Pfeiffer	LS	Cincinnati	54	Deed Capper	LS	Mequon, Wis.
				55	Drew Braam	LB	Oak Creek, Wis.
				55	Kevin Heywood	OL	Limerick, Pa.
				56	Cody Raymond	OLB	Shelby, Mich.
				60	Hank Weber	DL	Franklin, Tenn.
				74	Derek Jensen	OL	Hartland, Wis.
				75	Emerson Mandell	OL	Moundsview, Minn.
				76	Dillan Johnson	DL	Plainfield, Ill.
				85	Grant Stec	TE	Sleepy Hollow, Ill.
				89	Rob Booker II	TE	Waunakee, Wis.
				91	Sean West	K	Mequon, Wis.
				93	Ernest Willor Jr.	DL	Baltimore, Md.

ROSTER TIDBITS : DEFENSE/SPECIAL TEAMS









\* Does not reflect depth chart\*

<div><div>OUTSIDE LINEBACKER</div><div><div>17 Darryl Peterson</div><div>6-1 248 R-Jr. Akron, Ohio</div><ul style="list-style-type: none"><li>■ Played in all 13 games in '23, making 10 starts</li><li>■ Logged a career-high 47 tackles and led the Badgers with 4.5 sacks</li><li>■ Had breakout game vs. Georgia Southern, tallying 3.0 TFLs and 2.0 sacks</li><li>■ Four-star recruit out of Archbishop Hoban (Ohio) and was named All-Area defensive player of the year as a senior by Cleveland.com</li></ul></div></div>	<div><div>DEFENSIVE LINE</div><div><div>92 Curt Neal</div><div>6-0 290 R-So. Cornelius, N.C.</div><ul style="list-style-type: none"><li>■ Leads the Badgers' D-line with 27 tackles in 2024.</li><li>■ Played in all 13 games in '23, making one start on the D-line</li><li>■ Played in 4 games as a true freshman in 2022</li><li>■ Missed entire senior season at William A. Hough HS (N.C.) due to injury</li><li>■ Named first-team all-state as a HS junior</li></ul></div></div>	<div><div>DEFENSIVE LINE</div><div><div>68 Ben Barten</div><div>6-5 308 R-Sr. Stratford, Wis.</div><ul style="list-style-type: none"><li>■ Has played in every game in 2024 and in all 13 games in '23.</li><li>■ Totaled 13 tackles in '23</li><li>■ Played both offensive and defensive line at Stratford HS and made state title appearances in 2018 and 2019</li><li>■ Also played basketball, was named WBCA all-state and was conference player of the year as a senior</li></ul></div></div>	<div><div>DEFENSIVE LINE</div><div><div>94 Elijah Hills</div><div>6-3 282 Sr. Rockaway, N.J.</div><ul style="list-style-type: none"><li>■ Tied his career high in tackles with 5 against Northwestern</li><li>■ Recorded sacks in back-to-back weeks to start '24</li><li>■ Transferred from Albany to Wisconsin during the offseason</li><li>■ Played in all 15 games at Albany in '23, totaled 31 tackles and 9.0 TFLs</li></ul></div></div>	<div><div>OUTSIDE LINEBACKER</div><div><div>0 John Pius</div><div>6-4 250 R-Sr. Arlington, Va.</div><ul style="list-style-type: none"><li>■ Tallied a strip-sack at Northwestern.</li><li>■ Transferred to Wisconsin after an impressive career at William &amp; Mary (FCS)</li><li>■ Finished career at W&amp;M ranked 2nd in school history in career TFL (40.5) and 5th in career sacks (24.5)</li><li>■ Was an All-America first team selection by FCS Football Central and Phil Steele in '23</li><li>■ Totaled 9.5 sacks and 16.0 TFLs, ranking 3rd in the CAA</li></ul></div></div>
<div><div>59 Aaron Witt</div><div>6-6 250 R-Jr. Winona, Minn.</div><ul style="list-style-type: none"><li>■ Ranks 2nd for UW with 4.5 TFLs in 2024</li><li>■ Played in 2 games to close the '23 season</li><li>■ Career has been riddled by injuries, missed the '21 and '22 seasons</li><li>■ Finalist for the Minnesota Mr. Football award in 2019 as a senior at Winona HS</li></ul></div>	<div><div>95 Brandon Lane</div><div>6-3 312 R-Jr. Kansas City, Mo.</div><ul style="list-style-type: none"><li>■ Joined the Badgers as a transfer from Stephen F. Austin</li><li>■ Ranked 6th for Stephen F. Austin with 44 tackles in '23, played in all 11 games</li><li>■ Began college career at South Dakota State (2020-21)</li></ul></div>	<div><div>96 Cade McDonald</div><div>6-6 285 R-Sr. Houlton, Wis.</div><ul style="list-style-type: none"><li>■ Brother, Will, is a redshirt freshman DL</li><li>■ Earned all-state honors at Hudson HS (Wis.) as a senior</li></ul></div>	<div><div>76 Dillan Johnson</div><div>6-2 310 Fr. Plainfield, Ill.</div><ul style="list-style-type: none"><li>■ Has seen action on the Badger DL as a true freshman in 2024</li><li>■ Won 4 state championships as a dominant HS wrestler at Joliet Catholic</li><li>■ Tallied 90 tackles and 15.0 sacks as a senior in 2023</li></ul></div>	<div><div>8 Leon Lowery Jr.</div><div>6-3 252 R-Sr. Elizabeth, N.J.</div><ul style="list-style-type: none"><li>■ Recorded his first UW sack during Week 3 against Alabama</li><li>■ Made four tackles in his Badger debut during Week 1</li><li>■ Arrives to Madison as a transfer from Syracuse</li><li>■ Started all 12 games at Syracuse in '23, ranked 4th on the team with 7.5 TFLs and 3.5 sacks</li></ul></div>
<div><div>CORNERBACK</div><div><div>3 Nyzier Fourqurean</div><div>6-1 190 R-Sr. Mentor, Ohio</div><ul style="list-style-type: none"><li>■ Grabbed his first INT as a Badger vs. Oregon</li><li>■ Joined the Badgers as a transfer from Grand Valley State (DII) prior to the '23 season</li><li>■ Played in 12 games and started 5 of the final 6 games in his first season as a Badger ('23)</li><li>■ Played under then-HC Matt Mitchell at GVSU, who's now the Badgers' OLB coach</li><li>■ Named AP first-team All-America at GVSU in '22</li></ul></div></div>	<div><div>LINEBACKER</div><div><div>1 Jake Chaney</div><div>5-11 233 Sr. Cape Coral, Fla.</div><ul style="list-style-type: none"><li>■ Set a career-high in TFLs against Purdue with 2</li><li>■ Named a captain for Wisconsin's season opener vs. Western Michigan</li><li>■ Played in all 13 games in 2023, posting 80 tackles (50 solo) to rank 2nd on the team</li><li>■ Made a career-high 11 tackles vs. Iowa last season (Oct. 14)</li></ul></div></div>	<div><div>LINEBACKER</div><div><div>7 Jaheim Thomas</div><div>6-4 245 R-Sr. Cincinnati, Ohio</div><ul style="list-style-type: none"><li>■ Joined the Badgers after 3 seasons at Cincinnati and one at Arkansas ('23)</li><li>■ Led Arkansas and ranked 6th in the SEC with 90 tackles in '23, including a career-high 3.5 sacks</li><li>■ Appeared in 12 games as a R-Fr. at Cincinnati in '21 when the Fickell-led Bearcats made the CFP Semifinal</li></ul></div></div>	<div><div>NICKEL</div><div><div>12 Max Lofy</div><div>5-10 188 R-Sr. Colorado Springs</div><ul style="list-style-type: none"><li>■ Missed the '23 season due to injury but emerged during the offseason as a starting option at nickel</li><li>■ Played in 12 games in '22, making 15 tackles and one INT</li><li>■ Played RB, WR and CB during prep career at Pine Creek (Colo.)</li></ul></div></div>	<div><div>CORNERBACK</div><div><div>2 Ricardo Hallman</div><div>5-10 185 R-Jr. Miami, Fla.</div><ul style="list-style-type: none"><li>■ Has been targeted 22 times in 2024 - That's the fewest targets in the country for a CB with 250+ coverage snaps (PFF).</li><li>■ Named an AP Preseason second-team All-American entering the 2024 season</li><li>■ Started all 13 games at corner in '23, grabbing an FBS-best 7 interceptions</li><li>■ His 7 picks were the most by a Badger since 2007 and the most for a Badger CB since 2000 (Jamar Fletcher)</li></ul></div></div>
<div><div>21 Jonas Duclona</div><div>5-11 190 So. Naples, Fla.</div><ul style="list-style-type: none"><li>■ Played in 12 games as a true freshman, mostly on special teams in '23</li><li>■ Made 2 tackles in the bowl vs. LSU</li><li>■ Selected to play in the '23 All-American Bowl as a senior at Naples HS</li></ul></div>	<div><div>4 Tackett Curtis</div><div>6-2 228 So. Many, La.</div><ul style="list-style-type: none"><li>■ Stepped up vs. South Dakota in Chaney's absence, posting 5 tackles and 0.5 TFLs</li><li>■ Joined the Badgers after his freshman season at USC</li><li>■ Made 8 starts as a true freshman, totaled 40 tackles and 2.0 sacks</li></ul></div>	<div><div>28 Christian Alliegro</div><div>6-4 240 So. Darien, Conn.</div><ul style="list-style-type: none"><li>■ Made 16 tackles at Iowa, the most of any Badger since Leo Chenal against Army in 2021 (17)</li><li>■ Posted a career high in TFLs with 1.5 against South Dakota</li><li>■ Played in all 13 games as a freshman in '23</li></ul></div>	<div><div>18 Owen Arnett</div><div>5-11 210 R-Jr. Delafield, Wis.</div><ul style="list-style-type: none"><li>■ Played in 23 games over the last 2 seasons, mostly on special teams</li><li>■ Earned second-team all-state honors as a senior at Arrowhead HS (Wis.) after making 67 tackles and 2 INTs</li></ul></div>	<div><div>5 R.J. Delancy III</div><div>5-11 193 R-Sr. Miami, Fla.</div><ul style="list-style-type: none"><li>■ Joined UW as a transfer from Toledo</li><li>■ Made 4 starts and played in all 13 games at Toledo in '23, grabbed an INT and tallied 10 PBU's</li><li>■ Began collegiate career at Nebraska in 2020</li></ul></div>



SAFETY		SAFETY		PUNTER		KICKER		RETURNERS	
<b>24 Hunter Wohler</b>		<b>14 Preston Zachman</b>		<b>49 Atticus Bertrams</b>		<b>90 Nathaniel Vakos</b>		<b>8 Vinny Anthony II</b>	
6-2 218 Sr. Muskego, Wis.		6-1 212 R-Sr. Elysburg, Pa.		6-3 225 So. Sydney, Aus.		6-1 205 So. Avon, Ohio		6-0 188 Jr. Louisville, Ky.	
<ul style="list-style-type: none"><li>■ Posted a team-high 11 tackles against Penn State, his first double-digit game of the 2024 campaign</li><li>■ Returns after earning first team All-Big Ten honors (AP) and pacing the Badgers with 120 tackles in '23</li><li>■ Was the only DB in the country to have 110+ tackles and multiple INTs in '23</li><li>■ Led UW's 'Read On, Wisconsin' campaign during the summer, visited hometown library</li></ul>		<ul style="list-style-type: none"><li>■ Led the team in tackles at Rutgers with 10, while adding an interception</li><li>■ Hauled in an interception during the 1st quarter at USC while making 4 solo tackles.</li><li>■ Has started every game in 2024</li><li>■ Made game-winning INT in overtime vs. Nebraska (Nov. 18)</li><li>■ Played in 6 games in '22 before missing the rest of the season due to injury</li></ul>		<ul style="list-style-type: none"><li>■ Ranks 2nd in the Big Ten and 14th nationally with a 45.4 punting average</li><li>■ Posted a career-long 74-yard punt that pinned USC on their 1-yard line during the Week 5 matchup</li><li>■ Punted in all 13 games in '23</li><li>■ Posted a 41.3 average and a long of 60 yards in '23</li><li>■ Arrived in Madison from Australia and was starting punter as a freshman</li></ul>		<ul style="list-style-type: none"><li>■ Became the first Badger kicker to nail 50+ yard field-goals in back-to-back weeks (Weeks 2 and 3 of '24)</li><li>■ Was a Lou Groza Award semifinalist in '23, posted a 15/19 clip on FGs and made 34/34 XPs</li><li>■ Became the first Badger to start 8/8 on FGs in a season since 1998</li><li>■ Converted 260 extra points in a row in HS, a state and national record</li></ul>		<ul style="list-style-type: none"><li>■ Ripped off a 74-yard kickoff return at USC, the longest of his career.</li><li>■ Returned 9 punts for 85 yards and 11 kicks for 217 yards in '23</li><li>■ Played in all 13 games and made 3 starts at WR in '23</li></ul>	
<b>9 Austin Brown</b>		<b>13 Kamo'i Latu</b>		<b>28 Gavin Meyers</b>		<b>97 Gavin Lahm</b>		<b>2 Trech Kekahuna</b>	
6-1 210 Jr. Johnston City, Ill.		6-0 208 Sr. Honolulu, Hawaii		6-1 198 R-Sr. Oshkosh, Wis.		6-0 213 Jr. Kekauna, Wis.		5-10 187 R-Fr. Honolulu, Hawaii	
<ul style="list-style-type: none"><li>■ Forced a fumble on a blitz at USC and finished with a team-high 9 tackles</li><li>■ Recovered key fumble on punt coverage to boost Wisconsin to win over WMU</li><li>■ Played in all 13 games in '23, making 4 starts</li><li>■ Traveled to Selma in July as part of the Big Ten Life Series trip</li></ul>		<ul style="list-style-type: none"><li>■ Played in 11 games in '23, making 6 starts at safety</li><li>■ Logged a tackle in 10 of his 11 games in '23</li><li>■ Played in all 13 games in '22, starting 12</li><li>■ Posted 55 tackles in '22, the 5th-most for UW</li><li>■ Started college career at Utah, played 19 games over 2 seasons (2020-21)</li></ul>		<ul style="list-style-type: none"><li>■ Has served as the Badgers' holder since 2022</li><li>■ Ranked as the No. 18 punter in the 2020 class by Kohl's Kicking</li></ul>		<ul style="list-style-type: none"><li>■ Played in 8 games in '23 as the Badgers' KOS</li><li>■ Kicked off in 10 games in '22</li></ul>		<ul style="list-style-type: none"><li>■ Posted a 37-yard kick return vs. LSU in last season's bowl game</li></ul>	

THE MATCHUP: NEBRASKA

<div>8.30</div> <div></div> <div>WESTERN MICHIGAN</div> <div>8 p.m. W, 28-14</div>	<div>9.7</div> <div></div> <div>SOUTH DAKOTA</div> <div>2:30 p.m. W, 27-1</div>	<div>9.14</div> <div></div> <div>#4 ALABAMA</div> <div>11 a.m. L, 10-42</div>	<div>9.28</div> <div></div> <div>#14 USC</div> <div>2:30 p.m. L, 21-38</div>	<div>10.5</div> <div></div> <div>PURDUE</div> <div>11 a.m. W, 52-6</div>	<div>10.12</div> <div></div> <div>RUTGERS</div> <div>11 a.m. W, 42-7</div>	<div>10.19</div> <div></div> <div>NORTHWESTERN</div> <div>11 a.m. W, 23-3</div>	<div>10.26</div> <div></div> <div>#7 PENN STATE</div> <div>6:30 p.m. L, 13-28</div>	<div>11.2</div> <div></div> <div>IOWA</div> <div>6:30 p.m. L, 10-42</div>	<div>11.16</div> <div></div> <div>#6 OREGON</div> <div>6:30 p.m. L, 13-16</div>	<div>11.23</div> <div></div> <div>NEBRASKA</div> <div>2:30 p.m. BTN</div>	<div>11.29</div> <div></div> <div>MINNESOTA</div> <div>11 a.m. CBS</div>
---	--	--	---	---	---	--	--	--	--	--	---

SERIES HISTORY

Overall: Wisconsin leads, 13-4  
In Lincoln: Wisconsin leads, 4-3

ALL-TIME MEETINGS

Year	Rankings	Result	Score	Location
1901	-/-	W	18-0	Milwaukee
1965	-/2	L	0-37	Lincoln
1966	-/-	L	3-31	Madison
1973	-/2	L	16-20	Lincoln
1974	-/4	W	21-20	Madison
2011	7/8	W	48-17	Madison
2012	-/22	L	27-30	Lincoln
2012	-/12	W	70-31	Indianapolis
2014	22/11	W	59-24	Madison
2015	-/-	W	23-21	Lincoln
2016	11/7	W	23-17 (OT)	Madison
2017	9/-	W	38-17	Lincoln
2018	16/-	W	41-24	Madison
2019	15/-	W	37-21	Lincoln
2021	19/-	W	35-28	Madison
2022	-/-	W	15-14	Lincoln
2023	-/-	W	24-17 (OT)	Madison

SERIES HISTORY

- The Badgers and Cornhuskers will play for the Freedom Trophy for the 10th time since its introduction in 2014. Wisconsin is 9-0 vs. Nebraska since the traveling trophy was added to the series.
- Wisconsin's 10-game win streak vs. Nebraska is tied for the second-longest by any Cornhusker opponent and signals the longest streak vs. the Huskers in over 60 years.

WIN STREAKS VS. NEBRASKA (ALL-TIME)

Consecutive Wins	Nebraska opponent	Years
16	vs. Oklahoma	1943-58
10	vs. Wisconsin	2012-23
10	vs. Minnesota	1941-49

- The Badgers have won 10 straight meetings with Nebraska, a win streak that dates to UW's 70-31 victory in the 2012 Big Ten Football Championship Game.
- Wisconsin is 11-1 vs. the Huskers since Nebraska joined the Big Ten in 2011. Wisconsin has won 4 straight meetings in Lincoln. The 4-game win streak at Memorial Stadium is UW's 2nd-longest active win streak on the road against a Big Ten opponent (at Purdue, 9).
- Nebraska's first Big Ten game was a matchup of the 7th-ranked Badgers and 8th-ranked Huskers at Camp Randall Stadium in 2011, in which Wisconsin scored a 48-17 win.

WISCONSIN-NEBRASKA CONNECTIONS

- Former UW Director of Athletics **Barry Alvarez** is a 1969 graduate of Nebraska and was a three-year letterwinner at linebacker from 1965-67 for Huskers coach Bob Devaney. Alvarez intercepted a pass in a 1966 game between the Huskers and Badgers at Camp Randall Stadium.
- Wisconsin OL **Riley Mahlman** and Nebraska OL **Bryce Benhart** both grew up in Lakeville, Minn. Mahlman attended Lakeville South while Benhart graduated from Lakeville North.
- Nebraska freshman DB **Thomas D'Onofrio** is from Middleton and is the son of Mark D'Onofrio, the Badgers' 2022 inside linebackers coach.
- Nebraska offensive line coach **Donovan Raiola** played at Wisconsin. Raiola started 39 games at center for Wisconsin and was a three-time honorable-mention All-Big Ten selection from 2003 to 2005. He helped the Badgers to top-20 finishes in each of his final two seasons. He earned his degree in agricultural business management from Wisconsin in 2005.

STATISTICAL MATCHUP

Category	WIS	FBS	Big Ten	NEB	FBS	Big Ten
Scoring Offense	23.9	97th	11th	23.2	101st	12th
Total Offense	363.1	91st	9th	349.7	99th	11th
Rushing Offense	169.3	57th	6th	124.3	99th	13th
Passing Offense	193.8	102nd	14th	225.4	71st	11th
Passing Efficiency	115.77	121st	16th	125.72	100th	13th
Time of Possession	30:07	70th	13th	31:25	32nd	1st
Scoring Defense	20.9	34th	10th	20.0	25th	7th
Total Defense	326.5	33rd	9th	321.4	28th	8th
Rushing Defense	161.7	88th	17th	110.5	20th	6th
Passing Defense	164.8	8th	3rd	210.9	56th	10th
Passing Efficiency Def.	122.44	44th	7th	139.20	94th	14th
QB Sacks/game	1.60	98th	15th	2.60	31st	5th
Tackles for Loss/game	4.00	15th	5th	6.2	40th	4th
Net Punting	42.40	13th	3rd	36.45	115th	17th
Punt Return Yards/game	6.08	91st	15th	4.92	108th	18th
Kickoff Return Yards/game	24.06	18th	4th	17.0	114th	14th
Turnover Margin	-0.5	101st	14th	0.0	65th	11th



THE FICKELL FILE

■ Career Record (9 seasons): 76-36 (.679)

Record at Wisconsin (2nd full season): 13-11 (.542)  
Bowl Record: 3-4 (.429)  
Hometown: Columbus, Ohio  
Alma Mater: Ohio State, 1996, B.S.  
Playing Experience: Nose Guard (Ohio State, 1992-96)  
Family: Wife: Amy  
Children: London, Luca, Aydon, Ashton, Laykon and Lucian

Year	School	Position
1999	Ohio State	Graduate Assistant
2000-01	Akron	Defensive Line
2002-03	Ohio State	Special Teams Coordinator
2004	Ohio State	Linebackers
2005-11	Ohio State	Co-Defensive Coordinator/LBs
2011	Ohio State	Head Coach
2012-16	Ohio State	Co-Defensive Coordinator/LBs
2017-22	Cincinnati	Head Coach
2023-	Wisconsin	Head Coach

WINS SINCE 2018

Active FBS coaches

1.	Kirby Smart, Georgia	81-11
2.	Dabo Swinney, Clemson	76-15
3.	Brian Kelly, Notre Dame/LSU	70-16
4.	Lincoln Riley, Oklahoma, USC	67-20
5.	<b>Luke Fickell, Cincy/Wisconsin</b>	<b>66-21</b>

HEAD COACH CAREER WINNING %

Active FBS coaches with at least 5 full yrs experience

1.	Ryan Day	65-9	.878
2.	Kirby Smart	102-18	.850
3.	Dabo Swinney	178-45	.798
4.	Lincoln Riley	79-23	.775
5.	Josh Heupel	63-22	.741
6.	Brian Kelly	289-107	.729
7.	James Franklin	121-55	.688
8.	<b>Luke Fickell</b>	<b>76-36</b>	<b>.679</b>
9.	Lane Kiffin	103-51	.669

HEAD COACH LUKE FICKELL

Luke Fickell was named the University of Wisconsin football's 31st head coach on Nov. 27, 2022. Fickell ushered in a new era of Badger football after elevating the University of Cincinnati football program to new heights during his six seasons as head coach. Fickell will enter his second full season as the Badgers' head coach in 2024.

After leading the Badgers in a Guaranteed Rate Bowl victory to close the 2022 season, Fickell embarked on his first full season at the helm of the Badger program in 2023. Wisconsin weathered injuries to key contributors and rallied to win back-to-back rivalry games to close the regular season. An overtime win over Nebraska and a road victory against Minnesota to claim Paul Bunyan's Axe gave the Badgers their 22nd-straight winning season and a trip to their 22nd-straight bowl game. Wisconsin finished 7-6 after falling to No. 13 LSU in the ReliaQuest Bowl.

Before his arrival in Madison, Fickell emerged as one of the nation's top coaches and positioned Cincinnati football as an elite program capable of consistently contending for championships. Fickell compiled a 57-18 record over six years with UC. After going 4-8 in year one at Cincinnati, Fickell led the program to a 53-10 mark over his final five seasons.

For leading Cincinnati to its first-ever appearance in the College Football Playoff in 2021, Fickell collected eight national coaching honors, including the The Home Depot National Coach of the Year, Paul "Bear" Bryant Coach of the Year, the Stallings Award, the Eddie Robinson Award and the Dodd Trophy, as well as accolades from the AFCA, Walter Camp Foundation and Sporting News.

The Bearcats finished as the nation's only undefeated team in the regular season, earning the No. 4 seed in the College Football Playoff,

and capturing a spot in the CFP Semifinals at the 86th Goodyear Cotton Bowl Classic in Arlington, Texas.

Fickell saw 16 Bearcats earn a selection in the NFL draft, including a school-record nine draft picks in 2022, and captured AAC Coach of the Year honors three times (2018, 2020, 2021). Off the field, during his time at Cincinnati, the Bearcats' four-year student-athletes posted a 100% graduation rate.

With his arrival in Madison, Fickell returned to the Big Ten after an illustrious playing and coaching career at Ohio State. No stranger to championship-level football, Fickell was a part of nine Big Ten titles (seven as a coach, two as a player), two national championship squads and 15 postseason games at Ohio State, including two College Football Playoff appearances. He served as co-defensive coordinator and linebackers coach from 2005-2016.

Fickell gained head coaching experience in 2011, taking over the reins in Columbus for one season amid difficult circumstances across the program. He led the Buckeyes to a 6-6 regular season record and a berth in the Gator Bowl.

He returned to his role as defensive coordinator and linebackers coach in 2012. Over the next five seasons, Fickell's defensive units were a major reason the Buckeyes went 61-5 and won the 2014 College Football Playoff National Championship.

A native of Columbus, Ohio, Fickell played for the Buckeyes from 1992-96, redshirting the first year and then starting the next four seasons at nose guard. He started a then school-record 50 consecutive games between 1993 and 1996. He graduated from Ohio State in 1997 with a degree in exercise science. Fickell and his wife, Amy, have six children: Landon, Luca, twin sons, Aydon and Ashton, and twin sons, Laykon and Lucian.

FICKELL YEAR-BY-YEAR

Year	Team	Position	Record	Conf.	Bowl Game
1999	Ohio State	Graduate Assistant	6-6	3-5	
2000	Akron	Defensive Line	6-5	5-3	
2001	Akron	Defensive Line	4-7	4-4	
2002	Ohio State	Special Teams	14-0	8-0	Fiesta
2003	Ohio State	Special Teams	11-2	6-2	Fiesta
2004	Ohio State	Linebackers	8-4	4-4	Alamo
2005	Ohio State	Co-Defensive Coordinator/LBs	10-2	7-1	Fiesta
2006	Ohio State	Co-Defensive Coordinator/LBs	12-1	8-0	BCS Champ.
2007	Ohio State	Co-Defensive Coordinator/LBs	11-2	7-1	BCS Champ.
2008	Ohio State	Co-Defensive Coordinator/LBs	10-3	7-1	Fiesta
2009	Ohio State	Co-Defensive Coordinator/LBs	11-2	7-1	Rose
2010	Ohio State	Co-Defensive Coordinator/LBs	12-1	7-1	Sugar
2011	Ohio State	Interim Head Coach	6-7	3-5	Gator
2012	Ohio State	Co-Defensive Coordinator/LBs	12-0	8-0	
2013	Ohio State	Co-Defensive Coordinator/LBs	12-2	8-0	Orange
2014	Ohio State	Co-Defensive Coordinator/LBs	14-1	8-0	Sugar, Champ.
2015	Ohio State	Co-Defensive Coordinator/LBs	12-1	7-1	Fiesta
2016	Ohio State	Co-Defensive Coordinator/LBs	11-2	8-1	Fiesta
2017	Cincinnati	Head Coach	4-8	2-6	
2018	Cincinnati	Head Coach	11-2	6-2	Military
2019	Cincinnati	Head Coach	11-3	7-1	Birmingham
2020	Cincinnati	Head Coach	9-1	6-0	Peach
2021	Cincinnati	Head Coach	13-1	8-0	Cotton
2022	Cincinnati	Head Coach	9-3	6-2	-
2022	Wisconsin	Head Coach	1-0	-	Guaranteed Rate
2023	Wisconsin	Head Coach	7-6	5-4	ReliaQuest
2024	Wisconsin	Head Coach	5-5	3-4	

Head Coaching Totals (9 Seasons) 76-36 51-26 7 Bowl Games





QUICK FACTS

**Built:** 1917  
**Original cost:** \$32,100  
**Original capacity:** 10,000  
**Current capacity:** 76,057  
**Wisconsin football record:** 377-203-23 (.646)  
**First game:** Oct. 6, 1917 (Wisconsin 34, Beloit 0)  
**Dedication game:** Nov. 3, 1917 (Wisconsin 10, Minnesota 7)  
**First televised game:** Oct. 9, 1954 (No. 3 Wisconsin 13, No. 11 Rice 7)  
**First night game:** Oct. 4, 1986 (No. 4 Michigan 43, Wisconsin 17)  
**Largest attendance:** 83,184 (vs. Iowa, Nov. 12, 2005)

19

A total of 19 Heisman Trophy winners have played in Camp Randall Stadium, including two Badgers: Alan Ameche and Ron Dayne.

26

Wisconsin defeated in-state rival Marquette 26 times at Camp Randall Stadium, the most wins at Camp Randall against a single opponent.

7

There have been seven major concerts at Camp Randall Stadium (Pink Floyd — 1988 and 1994; U2 — 1992 and 1997; Genesis — 1992; The Rolling Stones — 1994 and 1997).

CAMP RANDALL STADIUM

One of college football's finest facilities, Camp Randall Stadium just keeps getting better and better with age. Originally opened in 1917, the venerable venue celebrated its centennial in 2017. What now stands as the oldest stadium in the Big Ten, Camp Randall was originally used as a Civil War training site. This hallowed ground has seen many upgrades since officially becoming the home of the Badgers in 1895.

During the Civil War, nearly 70,000 soldiers trained at Camp Randall, which also included a hospital and a prison for Confederate soldiers on its grounds. Named for Alexander Randall, the state of Wisconsin's first wartime governor, the Camp Randall land was returned to state fair property after peace was restored. The fair later moved to Milwaukee, and Wisconsin's Civil War veterans urged the legislature to purchase the land. In 1893, the state presented the site to the university as a memorial athletic field.

Since then, Camp Randall Stadium has grown from a small venue with wooden bleachers to one of the largest stadiums in the Big Ten with a capacity of 76,057.

- One of the nation's most historic college football venues, Camp Randall Stadium also happens to be one of the intimidating for opposing teams, and Wisconsin has made the most of the home-field advantage that the raucous atmosphere provides.
- Though it has only been a tradition at Camp Randall Stadium since 1998, "Jump Around" is now a defining part of UW game day. Between the third and fourth quarters, "Jump Around" by House of Pain is played and the 80,000-plus fans delight in doing as the tune instructs. "Jump Around" was crowned the winner of *Sports Illustrated's* "Greatest College Football Traditions" bracket in 2012 and was named the nation's best tradition in votes contested by SiriusXM College Sports Nation in 2014 and 2015. House of Pain's Everlast visited Camp Randall for Wisconsin's matchup with Maryland in 2022 as part of a special ESPN College Gameday feature.
- Opened in 1917, Camp Randall is the fourth-oldest stadium in the FBS. The only older on-campus facilities are: Georgia Tech (1913), Mississippi State (1914) and Cincinnati (1916).
- The Camp Randall grounds were used as a Civil War training site. It also held Confederate soldiers, many of whom died and were laid to rest on the west side of Madison. The area known as "soldiers rest" is the northernmost Confederate cemetery in the United States.
- Camp Randall Stadium served as a living quarters for students and military personnel during the 1940s. Dormitories were built underneath the east side stands. Approximately 150 men lived there.

OLDEST STADIUMS

■ Camp Randall is among the oldest facilities in the FBS:

1. Georgia Tech	1913
2. Mississippi State	1914
3. Cincinnati	1916
4. Wisconsin	1917
5. Oklahoma State	1920

CAPACITIES

■ Camp Randall seating capacities through the years:

1917	10,000
1921	14,000
1925	29,783
1926	38,293
1932	32,700
1937	36,000
1940	45,000
1951	51,000
1955	52,788
1958	63,435
1966	77,280
1986	77,280
1987	76,293
1991	77,745
1998	76,129
2001	76,634
2005	80,321
2022	75,822
2023	76,118
2024	76,057

## ROSTER

## ALPHABETICAL

No.	Name	Pos.	Ht.	Wt.	Yr./El.	Hometown (High School/Last School)
34	Acker, Jackson**	RB	6-1	245	Sr./Jr.	Madison, Wis. (Verona)
11	Agard, Omillio	CB	5-11	180	Fr./Fr.	Philadelphia, Pa. (St. Joseph's)
28	Alliegro, Christian*	LB	6-4	240	So./So.	Darien, Conn. (Avon Old Farms)
27	Anderson, Haakon**	WR	6-1	212	5th/Sr.	Verona, Wis. (Verona)
8	Anthony II, Vinny**	WR	6-0	188	Jr./Jr.	Louisville, Ky. (Male)
18	Arnett, Owen**	S	5-11	210	Sr./Jr.	Delafield, Wis. (Arrowhead)
22	Arnold, Jace	CB	5-10	185	So./Fr.	Marietta, Ga. (Marietta)
38	Ashcraft, Tucker*	TE	6-5	255	So./So.	Seattle, Wash. (O'Dea)
68	Barten, Ben**	DL	6-5	308	5th/Sr.	Stratford, Wis. (Stratford)
67	Benzschawel, JP	OL	6-6	312	Sr./Jr.	Grafton, Wis. (Grafton)
22	Berry-Johnson, Kyan	WR	5-10	180	Fr./Fr.	Bolingbrook, Ill. (Bolingbrook)
49	Bertrams, Atticus*	P	6-3	225	So./So.	Sydney, Australia (Newington College)
89	Booker II, Rob	TE	6-5	240	Fr./Fr.	Waunakee, Wis. (Waunakee)
43	Bortolotti, Grover**	RB	5-9	192	Sr./Jr.	Whitefish Bay, Wis. (Whitefish Bay)
55	Braam, Drew	LB	6-1	213	Fr./Fr.	Oak Creek, Wis. (Oak Creek)
84	Brooks Jr., Chris	WR	6-2	218	Jr./So.	St. Louis, Mo. (St. Louis University School)
9	Brown, Austin**	S	6-1	210	Jr./Jr.	Johnston City, Ill. (Johnston City)
64	Brown, Evan	OL	6-2	287	So./Fr.	Tallahassee, Fla. (Maclay)
56	Brunner, Joe	OL	6-5	313	Jr./So.	Whitefish Bay, Wis. (Whitefish Bay)
5	Burroughs, Quincy*	WR	6-2	212	Jr./So.	Jacksonville, Fla. (Raines/Cincinnati)
54	Capper, Deed	LS	6-2	227	Fr./Fr.	Mequon, Wis. (Homestead)
1	Chaney, Jake***	LB	5-11	233	Sr./Sr.	Cape Coral, Fla. (Lehigh)
15	Cheeks, Sebastian	OLB	6-3	230	Jr./So.	Skokie, Ill. (Evanston Township/North Carolina)
76	Clifford, John	OL	6-5	305	Jr./So.	Watertown, Wis. (Watertown)
50	Cory, Ryan	OL	6-4	295	Fr./Fr.	Gibsonia, Pa. (Pine-Richland)
78	Cubberly, Colin	OL	6-6	318	Fr./Fr.	LaGrange, N.Y. (Arlington)
4	Curtis, Tackett	LB	6-2	228	So./So.	Many, La. (Many/USC)
46	Dalloul, Tamer	OLB	6-4	226	So./Fr.	Lincolnshire, Ill. (Stevenson)
5	Delancy III, RJ	CB	5-11	193	5th/Sr.	Miami, Fla. (Northwestern/Nebraska/Toledo)
21	Duclona, Jonas*	CB	5-11	190	So./So.	Naples, Fla. (Naples)
27	Dunn, Raphael	S	6-4	207	Fr./Fr.	Lawrenceville, N.J. (The Lawrenceville School)
13	Dupree, Darrion	RB	5-10	205	Fr./Fr.	Chicago, Ill. (Mount Carmel)
65	Durand, James	OL	6-5	305	So./Fr.	Gilbert, Ariz. (Basha)
21	Fane, Cam	WR	6-1	200	Jr./So.	Arlington, Texas (Madison Edgewood (Wis.))
3	Fourqorean, Nyzier*	CB	6-1	190	5th/Sr.	Mentor, Ohio (Mentor/Grand Valley State)
23	Gauthier, Landon	LB	6-3	235	Fr./Fr.	Green Bay, Wis. (Bay Port)
44	Gloudeman, Zach	RB	6-2	230	Jr./So.	Spring Green, Wis. (River Valley)
9	Green, Bryson*	WR	6-3	213	Sr./Sr.	Allen, Texas (Allen/Oklahoma State)
12	Griffin Jr., Joesph	WR	6-4	208	Jr./Jr.	Springfield, Mass. (Springfield Central/Boston College)
2	Hallman, Ricardo**	CB	5-10	185	Sr./Jr.	Miami, Fla. (University School)
26	Harper, Jay	CB	5-10	176	Fr./Fr.	Valley, Ala. (Valley)
19	Heiberger, Thomas	OLB	6-4	227	Fr./Fr.	Sioux Falls, S.D. (Jefferson)
14	Henry, Tyrell	WR	6-0	176	Jr./Jr.	Roseville, Mich. (Roseville/Michigan State)
55	Heywood, Kevin	OL	6-8	325	Fr./Fr.	Limerick, Pa. (Pope John Paul II)
94	Hills, Elijah	DL	6-3	282	Sr./Sr.	Rockaway, N.J. (Delbarton School/Albany)
91	Howard Jr., Jamel	DL	6-2	310	So./Fr.	Chicago, Ill. (Marist)
60	Huber, Joe*	OL	6-5	310	5th/Sr.	Dublin, Ohio (Jerome/Cincinnati)
31	Ituka, Gideon	RB	5-9	232	Fr./Fr.	Gaithersburg, Md. (Gaithersburg)
42	Jansey, Tyler	LB	6-1	235	So./Fr.	Batavia, Ill. (Batavia)
34	Jarvis, Charlie	S	6-1	207	Jr./So.	Hartland, Wis. (Catholic Memorial)
74	Jensen, Derek	OL	6-6	314	Fr./Fr.	Hartland, Wis. (Arrowhead)
76	Johnson, Dillan	DL	6-2	293	Fr./Fr.	Plainfield, Ill. (Joliet Catholic)
7	Jones, Dilin	RB	6-0	206	Fr./Fr.	Laurel, Md. (Our Lady of Good Counsel)
2	Kekahuna, Trech	WR	5-10	187	So./Fr.	Honolulu, Hawaii (Bishop Gorman)
73	Kodanko, Kerry	OL	6-2	308	5th/Sr.	Green Bay, Wis. (West DePere)
17	LaCrue, Cole	QB	6-1	204	So./Fr.	Broomfield, Colo. (Broomfield)
51	Lafaele, Anelu	OLB	6-2	237	Fr./Fr.	Kalihi, Hawaii (Farrington)
97	Lahm, Gavin**	K	6-0	213	Jr./Jr.	Kaukauna, Wis. (Kaukauna)
95	Lane, Brandon	DL	6-3	312	5th/Sr.	Kansas City, Mo. (St. Michael's HS/Stephen F. Austin)
38	Lane, Mason	S	6-1	205	Fr./Fr.	Lodi, Wis. (Lodi)
77	Lange, Peyton	OL	6-9	355	So./Fr.	Minneapolis, Minn. (Minnehaha Academy)
13	Latu, Kamo'i**	S	6-0	208	5th/Sr.*	Honolulu, Hawaii (Saint Louis School/Utah)
18	Locke, Braedyn*	QB	6-1	205	Jr./So.	Rockwall, Texas (Rockwall/Mississippi State)
12	Lofy, Max*	CB	5-10	188	5th/Sr.	Colorado Springs, Colo. (Pine Creek)
8	Lowery Jr., Leon	OLB	6-3	252	5th/Sr.	Elizabeth, N.J. (North Brunswick/Syracuse)
10	Lucas, Xavier	CB	6-2	198	Fr./Fr.	Pompano Beach, Fla. (American Heritage)

## NUMERICAL

No.	Name	Pos.
0	Pius, John	OLB
1	Chaney, Jake	LB
1	Mellusi, Chez	RB
2	Hallman, Ricardo	CB
2	Kekahuna, Trech	WR
3	Fourqorean, Nyzier	CB
3	Walker, Tawee	RB
4	Curtis, Tackett	LB
4	Williams, CJ	WR
5	Burroughs, Quincy	WR
5	Delancy III, RJ	CB
6	Pauling, Will	WR
7	Jones, Dilin	RB
7	Thomas, Jaheim	LB
8	Anthony II, Vinny	WR
8	Lowery Jr., Leon	OLB
9	Brown, Austin	S
9	Green, Bryson	WR
10	Lucas, Xavier	CB
10	Van Dyke, Tyler	QB
11	Agard, Omillio	CB
11	Mettauer, Mabrey	QB
12	Griffin Jr., Joesph	WR
12	Lofy, Max	CB
13	Dupree, Darrion	RB
13	Latu, Kamo'i	S
14	Henry, Tyrell	WR
14	Zachman, Preston	S
15	Cheeks, Sebastian	LB
16	Snowden, Amare	CB
16	Spasojevic, Milos	QB
17	LaCrue, Cole	QB
17	Peterson, Darryl	OLB
18	Arnett, Owen	S
18	Locke, Braedyn	QB
19	Heiberger, Thomas	OLB
19	Nordgaard, Langdon	WR
20	Moore, Braedyn	S
20	White, Nate	WR
21	Duclona, Jonas	CB
21	Fane, Cam	WR
22	Arnold, Jace	CB
22	Berry-Johnson, Kyan	WR
23	Gauthier, Landon	LB
23	Thomas-Kumpula, Davion	WR
24	Wohler, Hunter	S
25	Taylor, Justin	S
25	Yacamelli, Cade	RB
26	Harper, Jay	CB
26	O'Neill, Grady	WR
27	Anderson, Haakon	WR
27	Dunn, Raphael	S
28	Alliegro, Christian	LB
28	Meyers, Gavin	P
29	Van Zelst, Nate	K
30	Moeller, Alex	WR
30	Toombs, Angel	OLB
31	Ituka, Gideon	RB
34	Acker, Jackson	RB
34	Jarvis, Charlie	S
37	Nowakowski, Riley	TE
38	Ashcraft, Tucker	TE
38	Lane, Mason	S
41	Seagreaves, JT	TE
42	Jansey, Tyler	LB
43	Bortolotti, Grover	RB

No.	Name	Pos.	Ht.	Wt.	Yr./El.	Hometown (High School/Last School)
71	Mahlman, Riley**	OL	6-8	308	Sr./Jr.	Lakeville, Minn. (South)
75	Mandell, Emerson	OL	6-5	310	Fr./Fr.	Moundsview, Minn. (Irondale)
96	McDonald, Cade**	DL	6-6	285	5th/Sr.	Houlton, Wis. (Hudson)
77	McDonald, Will	DL	6-4	275	So./Fr.	Houlton, Wis. (Hudson)
87	McGohan, Jackson	TE	6-3	225	So./So.	Miamisburg, Ohio (Miamisburg/LSU)
64	McKinley, Duncan	LS	6-2	222	5th/Sr.	Eau Claire, Wis. (Memorial)
1	Mellusi, Chez***	RB	5-11	212	6th/Sr.^	Naples, Fla. (Naples/Clemson)
11	Mettauer, Mabrey	QB	6-4	230	Fr./Fr.	The Woodlands, Texas (The Woodlands)
28	Meyers, Gavin**	P	6-1	198	5th/Sr.	Oshkosh, Wis. (Lourdes Academy)
30	Moeller, Alex	WR	5-11	175	Sr./Jr.	Arlington Heights, Ill. (Prospect)
20	Moore, Braedyn	S	6-1	204	So./Fr.	Hamilton, Ohio (Stephen T. Badin)
58	Mullens, Manny	OL	6-3	290	Sr./Jr.	Columbus, Ohio (Harvest Prep/Lake Erie College)
92	Neal, Curt*	DL	6-0	290	Jr./So.	Cornelius, N.C. (William A. Hough)
70	Nelson, Barrett	OL	6-6	302	Jr./So.	Stoughton, Wis. (Stoughton)
79	Nelson, Jack***	OL	6-7	316	5th/Sr.	Stoughton, Wis. (Stoughton)
66	Nelson, Leyton	OL	6-6	311	Jr./So.	Orlando, Fla. (Boone/Vanderbilt)
19	Nordgaard, Langdon	WR	6-3	196	Fr./Fr.	West De Pere, Wis. (West De Pere)
37	Nowakowski, Riley**	TE	6-1	243	5th/Sr.	Milwaukee, Wis. (Marquette University HS)
61	Okla, Joey	OL	6-2	314	Jr./So.	Hartford, Wis. (Arrowhead/Illinois)
26	O'Neill, Grady	WR	5-11	165	Jr./So.	St. Paul, Minn. (St. Thomas Academy)
6	Pauling, Will *	WR	5-10	190	Sr./Jr.	Chicago, Ill. (Homewood-Flossmoor/Cincinnati)
17	Peterson, Darryl**	OLB	6-1	248	Sr./Jr.	Akron, Ohio (Archbishop Hoban)
99	Pfeiffer, Cayson	LS	6-0	205	6th/Sr.^	Columbus, Ohio (Dublin Scioto/Cincinnati)
0	Pius, John	OLB	6-4	250	5th/Sr.	Arlington, Va. (Yorktown/William & Mary)
56	Raymond, Cody	OLB	6-4	230	Fr./Fr.	Shelby, Mich. (Eisenhower)
57	Renfro, Jake	OL	6-3	302	5th/Sr.	Mokena, Ill. (Providence Catholic/Cincinnati)
41	Seagreaves, JT	TE	6-6	254	Jr./So.	Monroe, Wis. (Monroe)
16	Snowden, Amare	CB	6-4	210	So./Fr.	Roseville, Mich. (Roseville)
45	Solliday, Garrison	LB	5-11	230	Sr./Jr.	Eagan, Minn. (St. Thomas Academy)
16	Spasojevic, Milos	QB	6-4	231	Fr./Fr.	Minnetonka, Minn. (Minnetonka)
85	Stec, Grant	TE	6-6	255	Fr./Fr.	Sleepy Hollow, Ill. (Henry Jacobs)
25	Taylor, Justin	S	6-0	200	So./Fr.	Broadview, Ill. (Nazareth Academy)
7	Thomas, Jaheim	LB	6-4	245	5th/Sr.	Cincinnati, Ohio (Princeton/Cincinnati/Arkansas)
23	Thomas-Kumpula, Davion	WR	5-11	180	So./Fr.	Racine, Wis. (Saint Catherine's)
90	Thompson Jr., James***	DL	6-5	295	5th/Sr.	Cincinnati, Ohio (Roger Bacon)
30	Toombs, Angel	OLB	6-5	243	So./Fr.	Milwaukee, Wis. (Rufus King)
43	Trudgeon, Jackson	S	6-1	205	Jr./So.	Fitchburg, Wis. (Madison Edgewood)
90	Vakos, Nathaniel*	K	6-1	205	Jr./Jr.	Avon, Ohio (Avon/Ohio)
10	Van Dyke, Tyler	QB	6-4	225	5th/Sr.	Glastonbury, Conn. (Suffield Academy/Miami)
47	Van Dyn Hoven, Evan	LB	6-3	230	So./Fr.	Menasha, Wis. (Menasha)
29	Van Zelst, Nate*	K	5-11	190	Sr./Jr.	Glenview, Ill. (Loyola Academy)
85	Vils, Nolan	DL	6-2	287	So./Fr.	Prairie Du Sac, Wis. (Sauk Prairie)
3	Walker, Tawee	RB	5-9	218	Sr./Sr.	North Las Vegas, Nev. (Centennial/Palomar College/Oklahoma)
60	Weber, Hank	DL	6-3	263	Fr./Fr.	Franklin, Tenn. (Brentwood Academy)
91	West, Sean	K	6-2	186	Fr./Fr.	Mequon, Wis. (Homestead)
20	White, Nate	WR	5-11	182	So./Fr.	Milwaukee, Wis. (Rufus King)
4	Williams, CJ*	WR	6-1	196	Jr./Jr.	Mission Viejo, Calif. (Mater Dei/USC)
93	Willor Jr., Ernest	OLB	6-4	267	Fr./Fr.	Baltimore, Md. (Concordia Prep)
59	Witt, Aaron*	OLB	6-6	250	5th/Sr.	Winona, Minn. (Winona)
24	Wohler, Hunter***	S	6-2	218	Sr./Sr.	Muskego, Wis. (Muskego)
25	Yacamelli, Cade*	RB	6-0	215	Jr./So.	Trafford, Penn. (Penn-Trafford)
14	Zachman, Preston**	S	6-1	212	5th/Sr.	Elysburg, Pa. (Southern Columbia)

\* — Letters won ^ — Extra season of eligibility/COVID

No.	Name	Pos.
43	Trudgeon, Jackson	S
44	Gloudeman, Zach	RB
45	Solliday, Garrison	LB
46	Dalloul, Tamer	OLB
47	Van Dyn Hoven, Evan	LB
49	Bertrams, Atticus	P
50	Cory, Ryan	OL
51	Lafaele, Anelu	OLB
54	Capper, Deed	LS
55	Braam, Drew	LB
55	Heywood, Kevin	OL
56	Brunner, Joe	OL
56	Raymond, Cody	OLB
57	Renfro, Jake	OL
58	Mullens, Manny	OL
59	Witt, Aaron	OLB
60	Huber, Joe	OL
60	Weber, Hank	DL
61	Okla, Joey	OL
64	Brown, Evan	OL
64	McKinley, Duncan	LS
65	Durand, James	OL
66	Nelson, Leyton	OL
67	Benzschawel, JP	OL
68	Barten, Ben	DL
70	Nelson, Barrett	OL
71	Mahlman, Riley	OL
73	Kodanko, Kerry	OL
74	Jensen, Derek	OL
75	Mandell, Emerson	OL
76	Clifford, John	OL
76	Johnson, Dillan	DL
77	Lange, Peyton	OL
77	McDonald, Will	DL
78	Cubberly, Colin	OL
79	Nelson, Jack	OL
84	Brooks Jr., Chris	WR
85	Stec, Grant	TE
85	Vils, Nolan	DL
87	McGohan, Jackson	TE
89	Booker II, Rob	TE
90	Thompson Jr., James	DL
90	Vakos, Nathaniel	K
91	Howard Jr., Jamel	DL
91	West, Sean	K
92	Neal, Curt	DL
93	Willor Jr., Ernest	OLB
94	Hills, Elijah	DL
95	Lane, Brandon	DL
96	McDonald, Cade	DL
97	Lahm, Gavin	K
99	Pfeiffer, Cayson	LS

## PRONUNCIATIONS

34	Jackson Acker	AKE-er
11	Omilio Agard	A-gard
27	Haakon Anderson	HAWK-en
28	Christian Alliegro	Ahl-eg-row
67	JP Benzschawel	Ben-Shawl
49	Atticus Bertrams	Ber-truhms
56	Joe Brunner	BRUH-ner
3	Nyzier Fourqurean	four-cure-EEN
23	Landon Gauthier	Goth-ee-air

31	Gideon Ituka	Gid-EE-on eh-TOO-ka
2	Trech Kekahuna	kek-ah-HOO-na
51	Anelu Lafaele	ah-neh-LU laf-ah-ELE
13	Kamo'i Latu	ka-MOY-ee
12	Max Lofy	LOW-fee
10	Xavier Lucas	EXave-yer
87	Jackson McGowhan	Mc-GO-in
1	Chez Mellusi	mell-EEW-see
11	Mabrey Mettauer	meh-TOY-er

37	Riley Nowakowski	no-ah-COW-skee
99	Cayson Pfeiffer	f-eye-fur
0	John Pius	Pie-us
7	Jaheim Thomas	Ja-heem
90	Nathaniel Vakos	VAY-kos
3	Tawee Walker	TAH-wee
25	Cade Yacamelli	YOC-ah-mell-ee



ROSTER BREAKDOWN: OFFENSE

QUARTERBACKS

10	Van Dyke, Tyler	QB	6-4	225	5th/Sr.	Glastonbury, Conn. (Suffield Academy/Miami)
11	Mettauer, Mabrey	QB	6-4	230	Fr./Fr.	The Woodlands, Texas (The Woodlands)
16	Spasojevic, Milos	QB	6-4	231	Fr./Fr.	Minnetonka, Minn. (Minnetonka)
17	LaCrue, Cole	QB	6-1	204	So./Fr.	Broomfield, Colo. (Broomfield)
18	Locke, Braedyn*	QB	6-1	205	Jr./So.	Rockwall, Texas (Rockwall/Mississippi State)

RUNNING BACKS

1	Mellusi, Chez***	RB	5-11	212	6th/Sr.^	Naples, Fla. (Naples/Clemson)
3	Walker, Tawee	RB	5-9	218	Sr./Sr.	North Las Vegas, Nev. (Centennial/Palomar College/Oklahoma)
7	Jones, Dilin	RB	6-0	206	Fr./Fr.	Laurel, Md. (Our Lady of Good Counsel)
13	Dupree, Darrion	RB	5-10	205	Fr./Fr.	Chicago, Ill. (Mount Carmel)
25	Yacamelli, Cade*	RB	6-0	215	Jr./So.	Trafford, Penn. (Penn-Trafford)
31	Ituka, Gideon	RB	5-9	232	Fr./Fr.	Gaithersburg, Md. (Gaithersburg)
34	Acker, Jackson**	RB	6-1	245	Sr./Jr.	Madison, Wis. (Verona)
43	Bortolotti, Grover**	RB	5-9	192	Sr./Jr.	Whitefish Bay, Wis. (Whitefish Bay)
44	Gloudeman, Zach	RB	6-2	230	Jr./So.	Spring Green, Wis. (River Valley)

TIGHT ENDS

37	Nowakowski, Riley**	TE	6-1	243	5th/Sr.	Milwaukee, Wis. (Marquette University HS)
38	Ashcraft, Tucker*	TE	6-5	255	So./So.	Seattle, Wash. (O'Dea)
41	Seagreaves, JT	TE	6-6	254	Jr./So.	Monroe, Wis. (Monroe)
85	Stec, Grant	TE	6-6	255	Fr./Fr.	Sleepy Hollow, Ill. (Henry Jacobs)
87	McGohan, Jackson	TE	6-3	225	So./So.	Miamisburg, Ohio (Miamisburg/LSU)
89	Booker II, Rob	TE	6-5	240	Fr./Fr.	Waunakee, Wis. (Waunakee)

WIDE RECEIVERS

2	Kekahuna, Trech	WR	5-10	187	So./Fr.	Honolulu, Hawaii (Bishop Gorman)
4	Williams, CJ*	WR	6-2	196	Jr./Jr.	Mission Viejo, Calif. (Mater Dei/USC)
5	Burroughs, Quincy*	WR	6-2	212	Jr./So.	Jacksonville, Fla. (Raines/Cincinnati)
6	Pauling, Will *	WR	5-10	190	Sr./Jr.	Chicago, Ill. (Homewood-Flossmoor/Cincinnati)
8	Anthony II, Vinny**	WR	6-0	188	Jr./Jr.	Louisville, Ky. (Male)
9	Green, Bryson*	WR	6-3	213	Sr./Sr.	Allen, Texas (Allen/Oklahoma State)
12	Griffin Jr., Joesph	WR	6-4	208	Jr./Jr.	Springfield, Mass. (Springfield Central/Boston College)
14	Henry, Tyrell	WR	6-0	176	Jr./Jr.	Roseville, Mich. (Roseville/Michigan State)
19	Nordgaard, Langdon	WR	6-3	196	Fr./Fr.	West De Pere, Wis. (West De Pere)
20	White, Nate	WR	5-11	182	So./Fr.	Milwaukee, Wis. (Rufus King)
21	Fane, Cam	WR	6-1	200	Jr./So.	Arlington, Texas (Madison Edgewood (Wis.))
22	Berry-Johnson, Kyan	WR	5-10	180	Fr./Fr.	Bolingbrook, Ill. (Bolingbrook)
23	Thomas-Kumpula, Davion	WR	5-11	180	So./Fr.	Racine, Wis. (Saint Catherine's)
26	O'Neill, Grady	WR	5-11	165	Jr./So.	St. Paul, Minn. (St. Thomas Academy)
27	Anderson, Haakon**	WR	6-1	212	5th/Sr.	Verona, Wis. (Verona)
30	Moeller, Alex	WR	5-11	175	Sr./Jr.	Arlington Heights, Ill. (Prospect)
84	Brooks Jr., Chris	WR	6-2	218	Jr./So.	St. Louis, Mo. (St. Louis University School)

OFFENSIVE LINE

50	Cory, Ryan	OL	6-4	295	Fr./Fr.	Gibsonia, Pa. (Pine-Richland)
55	Heywood, Kevin	OL	6-8	325	Fr./Fr.	Limerick, Pa. (Pope John Paul II)
56	Brunner, Joe	OL	6-5	313	Jr./So.	Whitefish Bay, Wis. (Whitefish Bay)
57	Renfro, Jake	OL	6-3	302	5th/Sr.	Mokena, Ill. (Providence Catholic/Cincinnati)
58	Mullens, Manny	OL	6-3	290	Sr./Jr.	Columbus, Ohio (Harvest Prep/Lake Erie College)
60	Huber, Joe*	OL	6-5	310	5th/Sr.	Dublin, Ohio (Jerome/Cincinnati)
61	Okla, Joey	OL	6-2	314	Jr./So.	Hartford, Wis. (Arrowhead/Illinois)
64	Brown, Evan	OL	6-2	287	So./Fr.	Tallahassee, Fla. (MacLay)
65	Durand, James	OL	6-5	305	So./Fr.	Gilbert, Ariz. (Basha)
66	Nelson, Leyton	OL	6-6	311	Jr./So.	Orlando, Fla. (Boone/Vanderbilt)
67	Benzschawel, JP	OL	6-6	312	Sr./Jr.	Grafton, Wis. (Grafton)
70	Nelson, Barrett	OL	6-6	302	Jr./So.	Stoughton, Wis. (Stoughton)
71	Mahlman, Riley**	OL	6-8	308	Sr./Jr.	Lakeville, Minn. (South)
73	Kodanko, Kerry	OL	6-2	308	5th/Sr.	Green Bay, Wis. (West DePere)
74	Jensen, Derek	OL	6-6	314	Fr./Fr.	Hartland, Wis. (Arrowhead)
75	Mandell, Emerson	OL	6-5	310	Fr./Fr.	Moundsview, Minn. (Irondale)
76	Clifford, John	OL	6-5	305	Jr./So.	Watertown, Wis. (Watertown)
77	Lange, Peyton	OL	6-9	355	So./Fr.	Minneapolis, Minn. (Minnehaha Academy)
78	Cubberly, Colin	OL	6-6	318	Fr./Fr.	Lagrangeville, N.Y. (Arlington)
79	Nelson, Jack***	OL	6-7	316	5th/Sr.	Stoughton, Wis. (Stoughton)

RETURNING/LOST

STARTERS RETURNING (5)

WR	Bryson Green
WR	Will Pauling
OL	Jack Nelson
OL	Joe Huber
OL	Riley Mahlman

STARTERS LOST (6)

QB	Tanner Mordecai
RB	Braelon Allen
WR	Chimere Dike
TE	Hayden Rucci
OL	Tanor Bortolini
OL	Michael Furtney

LETTERWINNERS RETURNING (16)

QB	Braedyn Locke
RB	Jackson Acker
RB	Grover Bortolotti
RB	Chez Mellusi
RB	Cade Yacamelli
WR	Haakon Anderson
WR	Vinny Anthony II
WR	Quincy Burroughs
WR	Bryson Green
WR	Will Pauling
WR	CJ Williams
TE	Tucker Ashcraft
TE	Riley Nowakowski
OL	Joe Huber
OL	Riley Mahlman
OL	Jack Nelson

LETTERWINNERS LOST (9)

QB	Tanner Mordecai
RB	Braelon Allen
WR	Skyler Bell
WR	Chimere Dike
TE	Cole Dakovich
TE	Hayden Rucci
OL	Tanor Bortolini
OL	Michael Furtney
OL	Trey Wedig



## ROSTER BREAKDOWN: DEFENSE

### DEFENSIVE LINE

68	Barten, Ben**	DL	6-5	308	5th/Sr.	Stratford, Wis. (Stratford)
60	Weber, Hank	DL	6-3	263	Fr./Fr.	Franklin, Tenn. (Brentwood Academy)
76	Johnson, Dillan	DL	6-2	293	Fr./Fr.	Plainfield, Ill. (Joliet Catholic)
77	McDonald, Will	DL	6-4	275	So./Fr.	Houlton, Wis. (Hudson)
85	Vils, Nolan	DL	6-2	287	So./Fr.	Prairie Du Sac, Wis. (Sauk Prairie)
90	Thompson Jr., James***	DL	6-5	295	5th/Sr.	Cincinnati, Ohio (Roger Bacon)
91	Howard Jr., Jamel	DL	6-2	310	So./Fr.	Chicago, Ill. (Marist)
92	Neal, Curt*	DL	6-0	290	Jr./So.	Cornelius, N.C. (William A. Hough)
94	Hills, Elijah	DL	6-3	282	Sr./Sr.	Rockaway, N.J. (Delbarton School/Albany)
95	Lane, Brandon	DL	6-3	312	5th/Sr.	Kansas City, Mo. (St. Michael The Archangel HS Stephen F. Austin)
96	McDonald, Cade**	DL	6-6	285	5th/Sr.	Houlton, Wis. (Hudson)

### OUTSIDE LINEBACKERS

0	Pius, John	OLB	6-4	250	5th/Sr.	Arlington, Va. (Yorktown/William & Mary)
8	Lowery Jr., Leon	OLB	6-3	252	5th/Sr.	Elizabeth, N.J. (North Brunswick/Syracuse)
15	Cheeks, Sebastian	OLB	6-3	230	Jr./So.	Skokie, Ill. (Evanston Township/North Carolina)
17	Peterson, Darryl**	OLB	6-1	248	Sr./Jr.	Akron, Ohio (Archbishop Hoban)
19	Heiberger, Thomas	OLB	6-4	227	Fr./Fr.	Sioux Falls, S.D. (Jefferson)
30	Toombs, Angel	OLB	6-6	243	So./Fr.	Milwaukee, Wis. (Rufus King)
46	Dalloul, Tamer	OLB	6-4	226	So./Fr.	Lincolnshire, Ill. (Stevenson)
51	Lafaele, Anelu	OLB	6-2	237	Fr./Fr.	Kalihi, Hawaii (Farrington)
56	Raymond, Cody	OLB	6-4	230	Fr./Fr.	Shelby, Mich. (Eisenhower)
59	Witt, Aaron*	OLB	6-6	247	5th/Sr.	Winona, Minn. (Winona)
93	Willor Jr., Ernest	OLB	6-4	267	Fr./Fr.	Baltimore, Md. (Concordia Prep)

### INSIDE LINEBACKERS

1	Chaney, Jake***	LB	5-11	233	Sr./Sr.	Cape Coral, Fla. (Lehigh)
4	Curtis, Tackett	LB	6-2	228	So./So.	Many, La. (Many/USC)
7	Thomas, Jaheim	LB	6-4	245	5th/Sr.	Cincinnati, Ohio (Princeton/Cincinnati/Arkansas)
23	Gauthier, Landon	LB	6-3	235	Fr./Fr.	Green Bay, Wis. (Bay Port)
28	Alliegro, Christian*	LB	6-4	240	So./So.	Darien, Conn. (Avon Old Farms)
42	Jansey, Tyler	LB	6-1	235	So./Fr.	Batavia, Ill. (Batavia)
45	Solliday, Garrison	LB	5-11	230	Sr./Jr.	Eagan, Minn. (St. Thomas Academy)
47	Van Dyn Hoven, Evan	LB	6-3	230	So./Fr.	Menasha, Wis. (Menasha)
55	Braam, Drew	LB	6-1	213	Fr./Fr.	Oak Creek, Wis. (Oak Creek)

### CORNERBACKS

2	Hallman, Ricardo**	CB	5-10	185	Sr./Jr.	Miami, Fla. (University School)
3	Fourqurean, Nyzier*	CB	6-1	190	5th/Sr.	Mentor, Ohio (Mentor/Grand Valley State)
5	Delancy III, RJ	CB	5-11	193	5th/Sr.	Miami, Fla. (Northwestern/Nebraska/Toledo)
10	Lucas, Xavier	CB	6-2	198	Fr./Fr.	Pompano Beach, Fla. (American Heritage)
11	Agard, Omillio	CB	5-11	180	Fr./Fr.	Philadelphia, Pa. (St. Joseph's)
12	Lofy, Max*	CB	5-10	188	5th/Sr.	Colorado Springs, Colo. (Pine Creek)
16	Snowden, Amare	CB	6-4	210	So./Fr.	Roseville, Mich. (Roseville)
21	Duclona, Jonas*	CB	5-11	190	So./So.	Naples, Fla. (Naples)
22	Arnold, Jace	CB	5-10	185	So./Fr.	Marietta, Ga. (Marietta)
25	Taylor, Justin	CB	6-0	200	So./Fr.	Broadview, Ill. (Nazareth Academy)
26	Harper, Jay	CB	5-10	176	Fr./Fr.	Valley, Ala. (Valley)

### SAFETIES

9	Brown, Austin**	S	6-1	210	Jr./Jr.	Johnston City, Ill. (Johnston City)
13	Latu, Kamo'i**	S	6-0	208	5th/Sr.^	Honolulu, Hawaii (Saint Louis School/Utah)
14	Zachman, Preston**	S	6-1	212	5th/Sr.	Elysburg, Pa. (Southern Columbia)
18	Arnett, Owen**	S	5-11	210	Sr./Jr.	Delafield, Wis. (Arrowhead)
20	Moore, Braedyn	S	6-1	204	So./Fr.	Hamilton, Ohio (Stephen T. Badin)
24	Wohler, Hunter***	S	6-2	218	Sr./Sr.	Muskego, Wis. (Muskego)
27	Dunn, Raphael	S	6-4	207	Fr./Fr.	Lawrenceville, N.J. (The Lawrenceville School)
34	Jarvis, Charlie	S	6-1	207	Jr./So.	Hartland, Wis. (Catholic Memorial)
38	Lane, Mason	S	6-1	205	Fr./Fr.	Lodi, Wis. (Lodi)
43	Trudgeon, Jackson	S	6-1	205	Jr./So.	Fitchburg, Wis. (Madison Edgewood)

\* — Letters won

^ — Extra season of eligibility due to COVID-19

## RETURNING/LOST

### STARTERS RETURNING (6)

DL	James Thompson Jr.
OLB	Darryl Peterson
LB	Jake Chaney
CB	Ricardo Hallman
S	Kamo'i Latu
S	Hunter Wohler

### STARTERS LOST (5)

DL	Rodas Johnson
OLB	C.J. Goetz
ILB	Maema Njongmeta
CB	Jason Maitre
CB	Alexander Smith

### LETTERWINNERS RETURNING (16)

DL	Ben Barten
DL	Cade McDonald
DL	Curt Neal
DL	James Thompson Jr.
OLB	Darryl Peterson
OLB	Aaron Witt
ILB	Jake Chaney
CB	Jonas Duclona
CB	Nyzier Fourqurean
CB	Ricardo Hallman
S	Owen Arnett
S	Austin Brown
S	Kamo'i Latu
S	Braedyn Moore
S	Hunter Wohler
S	Preston Zachman

### LETTERWINNERS LOST (17)

DL	T.J. Bollers
DL	Tommy Brunner
DL	Rodas Johnson
DL	Isaiah Mullens
DL	Gio Paez
DL	Isaac Townsend
OLB	C.J. Goetz
OLB	Kaden Johnson
OLB	Jeff Pietrowski Jr.
OLB	Marty Strey
ILB	Tatum Grass
ILB	Maema Njongmeta
ILB	Jordan Turner
CB	Bryce Carey
CB	Jason Maitre
CB	Alexander Smith
S	Travian Blaylock

**MIKE TRESSEL**DEFENSIVE COORD./  
INSIDE LINEBACKERS

Mike Tressel enters his second year commanding the Badgers' defense in 2024. In 2023 under Tressel, junior safety Hunter Wohler earned AP All-Big Ten honors and totaled 120 tackles, the most for the Badgers and second-most in the Big Ten. His 120 tackles were the most for a Badger DB since 1991. CB Ricardo Hallman, who garnered AP third team All-America honors, grabbed 7 interceptions to lead the nation. Tressel led the Cincinnati defense from 2021-22, elevating the play of the Cincinnati defensive unit, producing six NFL draft selections after his first season.

**AJ BLAZEK**

OFFENSIVE LINE

Former All-Big Ten center AJ Blazek joined the Wisconsin staff in January 2024, as its offensive line coach. He brings with him two decades of collegiate experience and one national title, at North Dakota State during the 2019 season. During his time at Rutgers, NDSU and Vanderbilt since 2016, Blazek has developed eight active NFL offensive linemen. Before joining the Badgers, Blazek spent three seasons as the offensive line coach at Vanderbilt. As a player, Blazek was a two-year letter winner at center for Iowa. He earned All-Big Ten Conference honors in 2000.

**ALEX GRINCH**CO-DEFENSIVE COORD./  
SAFETIES

Alex Grinch, regarded as one of the nation's top defensive and secondary coaches, joined the Badgers' staff as safeties coach and co-defensive coordinator. Grinch is a four-time nominee and two-time semifinalist for the Broyles Award, given annually to the nation's top assistant coach. Grinch joins the Wisconsin staff after two seasons as the defensive coordinator and safeties coach at USC. Prior to his time at USC, Grinch led the safeties unit at Missouri (2012-14) and was the defensive coordinator at Washington State (2015-17) and Oklahoma (2019-21).

**KENNY GUITON**

WIDE RECEIVERS

Guiton joined the Badgers' staff as wide receivers coach in Jan. 2024 after three seasons at the University of Arkansas. In 2023, Guiton led the Razorback's wideout corps and assumed offensive coordinator duties after OC Dan Enos was fired eight games into the regular season. Guiton helped the Razorbacks' offense tally 450+ total yards in two of the final four games of 2023. Guiton played quarterback at Ohio State from 2009-13 overlapping with Luke Fickell. Guiton appeared in 22 games over his OSU career, throwing for 893 yards and 16 touchdowns.

**PAUL HAYNES**

CORNERBACKS

Haynes enters his second season as the Badgers' cornerbacks coach in 2024. He joined the Badgers' staff after three seasons coaching the cornerbacks at Minnesota and also serving as co-defensive coordinator in 2022. Haynes, a coaching veteran with more than 25 years of collegiate experience, spent time with Luke Fickell on staff at Ohio State. Haynes managed the Buckeye secondary from 2005-11, holding co-defensive coordinator duties in 2011. Haynes also worked with UW defensive coordinator Mike Tressel at Michigan State from 2018-19.

**NATE LETTON**

TIGHT ENDS

Nate Letton enters his second season as tight ends coach in 2024. Letton leads the Badgers' tight ends unit after coaching the TEs at Cincinnati in 2022. In his first season at UW in 2023, Letton led a unit that lost three of its top contributors at the onset of fall camp. TE Hayden Rucci emerged as a key leader and freshman TE Tucker Ashcraft made an impact. Rucci led the unit with 125 receiving yards on 11 catches and earned the ReliaQuest Bowl 'Make it Possible' award, a recognition for his character, toughness and hard work.

**MATT MITCHELL**

SPECIAL TEAMS COORD./

Matt Mitchell enters his second season as outside linebackers coach and special teams coordinator in 2024. Prior to his time at Wisconsin, he spent 13 years as the head coach at Grand Valley State in Allendale, Mich. In his first season as a Badger, Mitchell helped OLB C.J. Goetz tally 11.0 TFLs to rank sixth in the Big Ten. On special teams, kicker Nathaniel Vakos earned All-Big Ten honorable mention accolades after converting 15-of-19 field goal attempts. Mitchell established a winning culture during his distinguished career at Grand Valley State, compiling a mark of 117-31 (.790) over 12 seasons of action.

**DEVON SPALDING**

RUNNING BACKS

Devon Spalding enters his second season as Wisconsin's running backs coach in 2024. Spalding arrived at UW after four seasons coaching the running backs at Youngstown State. In year one as a Badger, Spalding mentored Braelon Allen to a strong junior season. Allen ran for 984 rushing yards to finish with 3,494 in his career, the ninth-most in program history. Allen posted a 5.44 yards per carry clip, the highest in the Big Ten (150+ attempts). At Youngstown State, Spalding mentored running back Jaleel McLaughlin to MVFC Offensive Player of the Year honors in 2022.

**E.J. WHITLOW**

DEFENSIVE LINE

E.J. Whitlow joined the Badgers' staff as defensive line coach in February 2024. Whitlow arrived in Madison after two seasons at Air Force and a total of 14 seasons coaching in college football. In 2023 at Air Force as the Falcons' defensive line coach, Whitlow helped manage a defense that ranked No. 7 nationally in rushing defense (90.9) and No. 20 in passing defense (186.8). The Air Force defense totaled 30 sacks for just the second time since 2017. Prior to Air Force, Whitlow made stops at Miami (OH), Grand Valley State and Notre Dame College.



**2-DEEP***\*Unofficial, based on last game\****OFFENSE**

<b>QB</b>	18	Braedyn Locke (6-1, 205, R-So.)	11	Mabrey Mettauer (6-4, 230, Fr.)
<b>RB</b>	3	Tawee Walker (5-9, 218, Sr.)	13	Darrion Dupree (5-10, 205, Fr.)
		OR	25	Cade Yacamelli (6-0, 215 R-So.)
<b>WR</b>	9	Bryson Green (6-3, 213, Sr.)	4	CJ Williams (6-2, 196, Jr.)
<b>WR</b>	8	Vinny Anthony II (6-0, 188, Jr.)	5	Quincy Burroughs (6-2, 212, R-So.)
<b>SLOT</b>	6	Will Pauling (5-10, 187, R-Jr.)	2	Trech Kekahuna (5-10, 187, R-Fr.)
<b>TE</b>	37	Riley Nowakowski (6-1, 243, R-Sr.)	38	Tucker Ashcraft (6-5, 255, So.)
<b>LT</b>	79	Jack Nelson (6-7, 316, Sr.)	70	Barrett Nelson (6-6, 302, R-So.)
<b>LG</b>	56	Joe Brunner (6-5, 313, R-So.)	65	James Durand (6-5, 305, R-Fr.)
<b>C</b>	57	Jake Renfro (6-3, 302, R-Sr.)	73	Kerry Kodanko (6-2, 308, R-Sr.)
<b>RG</b>	60	Joe Huber (6-5, 310, R-Sr.)	67	JP Benzschawel (6-6, 312, R-Jr.)
<b>RT</b>	71	Riley Mahlman (6-8, 308, R-Jr.)	55	Kevin Heywood (6-8, 325, Fr.)

**DEFENSE**

<b>DL</b>	68	Ben Barten (6-5, 305, R-Sr.)	94	Elijah Hills (6-3, 282, Sr.)
<b>DL</b>	92	Curt Neal (6-0, 290, R-So.)	96	Cade McDonald (6-6, 285, R-Sr.)
<b>OLB</b>	17	Darryl Peterson (6-1, 248, R-Jr.)	59	Aaron Witt (6-6, 247, R-Sr.)
<b>ILB</b>	1	Jake Chaney (5-11, 233, Sr.)	4	Tackett Curtis (6-2, 228, So.)
<b>ILB</b>	7	Jaheim Thomas (6-4, 245, R-Sr.)	28	Christian Alliegro (6-4, 240, So.)
<b>OLB</b>	8	Leon Lowery (6-3, 252, R-Sr.)	15	Sebastian Cheeks (6-3, 230, R-So.)
		OR	0	John Pius (6-4, 250, R-Sr.)
<b>CB</b>	2	Ricardo Hallman (5-10, 185, R-Jr.)	21	Jonas Duclona (5-10, 190, So.)
		OR	5	R.J. Delancy III (5-11, 193, R-Sr.)
<b>SS</b>	24	Hunter Wohler (6-2, 218, Sr.)	18	Owen Arnett (5-11, 210, R-Jr.)
<b>FS</b>	14	Preston Zachman (6-1, 212, R-Sr.)	9	Austin Brown (6-1, 210, Jr.)
<b>CB</b>	3	Nyzier Fourqurean (6-1, 190, R-Sr.)	5	R.J. Delancy III (5-11, 193, R-Sr.)
		OR	10	Xavier Lucas (6-2, 198, Fr.)
<b>NB</b>	9	Austin Brown (6-1, 210, Jr.)	12	Max Lofy (5-10, 188, R-Sr.)

**SPECIAL TEAMS**

<b>P</b>	49	Atticus Bertrams (6-3, 225, So.)	28	Gavin Meyers (6-1, 198, R-Sr.)
<b>FG</b>	90	Nathanial Vakos (6-1, 205, Jr.)	97	Gavin Lahm (6-0, 213, Jr.)
<b>KO</b>	97	Gavin Lahm (6-0, 213, Jr.)	90	Nathanial Vakos (6-1, 205, Jr.)
<b>LS</b>	99	Cayson Pfeiffer (6-0, 205, Sr.^)	64	Duncan McKinley (6-2, 222, R-Sr.)
<b>H</b>	28	Gavin Meyers (6-1, 198, R-Sr.)	49	Atticus Bertrams (6-3, 225, So.)
<b>PR</b>	13	Tyrell Henry (6-0, 176, Jr.)	24	Hunter Wohler (6-2, 218, Sr.)
<b>KR</b>	8	Vinny Anthony II (6-0, 188, Jr.)	2	Trech Kekahuna (5-10, 187, R-Fr.)

Sqi UUi kl Ql k

CD ZQSakf e QSAUi

f P g 5Y 5 D4 9AF  
a ux 3k 5/j y u0

Sqi UUi i mkX'Y Wkl Ql Yl Ysk

r	Vg8Wk	Q	r	IT	r8S	cW
2021	2/0	6	34	1	5.7	18
2022	11/9	0	0	0	--	--
2023	12/2	72	322	2	4.5	33
2024	10/0	1	4	0	4.0	4
I	CE8AA	Q	CF9	C	DF	CC

Sqi UUi i USU'h'Y Wkl Ql Yl Ysk

r	Vg8Wk	i	r	IT	r8S	cW
2021	2/0	0	0	0	--	0
2022	11/9	5	73	1	14.6	28
2023	12/2	19	108	1	5.7	26
2024	10/0	4	18	0	4.5	7
I	CE8AA	BH	AI	B	GA	BH

Sqi UUi TUVUe k'Y Ukl Ql Yl Ysk

r	Vg8Wk	m	Ql	I	I Vc@	k @	VVI	Yl	gT
2021	2/0	0	0	0	0.0-0	0.0-0	0	0	0
2022	11/9	4	0	4	0.0-0	0.0-0	0	0	0
2023	12/2	0	0	0	0.0-0	0.0-0	0	0	0
2024	10/0	1	0	1	0.0-0	0.0-0	0	0	0
I	CE8AA	E	9	E	9B@	9B@	9	9	9

WQd U8Rr @AQd U i mkX'Y Wkl USU'h'Y

	i			i		
B9BA	Q	r	IT	c	i	r
Rutgers	3	24	1	18	0	0
Northwestern	3	10	0	7	0	0

B9BB Q r IT c i r IT c

Washington St.	0	0	0	--	0	0
New Mexico St.	0	0	0	--	1	13
Ohio State	0	0	0	--	1	2
Illinois	0	0	0	--	0	0
Northwestern	0	0	0	--	0	0
Purdue	0	0	0	--	0	0
Maryland	0	0	0	--	1	24
Iowa	0	0	0	--	0	0
Nebraska	0	0	0	--	0	0
Minnesota	0	0	0	--	2	34
Oklahoma St.	0	0	0	--	0	0

B9BC Q r IT c i r IT c

Buffalo	4	15	0	10	0	0
Washington St.	0	0	0	--	0	0
Ga. Southern	4	16	0	5	0	0
Purdue	0	0	0	--	1	3
Rutgers	13	65	0	14	2	14
Iowa	3	10	0	5	3	-1
Illinois	2	5	0	5	0	0
Ohio State	9	34	0	6	5	20
Indiana	11	48	0	14	4	9
Northwestern	4	11	1	4	2	15
Nebraska	8	32	0	10	1	26
LSU	14	86	1	33	1	22

B9BD Q r IT c i r IT c

W. Michigan	0	0	0	--	1	1
South Dakota	1	4	0	4	2	11
Alabama	0	0	0	--	0	0
USC	0	0	0	--	1	6
Purdue	0	0	0	--	0	0
Rutgers	0	0	0	--	0	0
Northwestern	0	0	0	--	0	0
Penn State	0	0	0	--	0	0
Iowa	0	0	0	--	0	0
Oregon	0	0	0	--	0	0

WQd U8Rr @AQd U TUVUe kU

B9BB	m	Ql	I	I Vc@	k @	VV	Vi	Yl	gT
Maryland	2	0	2	0.0-0	0.0-0	0	0-0	0-0	0
Nebraska	1	0	1	0.0-0	0.0-0	0	0-0	0-0	0
Oklahoma St.	1	0	1	0.0-0	0.0-0	0	0-0	0-0	0
B9BD	m	Ql	I	I Vc@	k @	VV	Vi	Yl	gT
Oregon	1	0	1	0.0-0	0.0-0	0	0-0	0-0	0

Sqi UUi X'W'Kk

Rushing Att.:	14	vs.	LSU, Jan. 1, 2024
Rushing Yards:	86	vs.	LSU, Jan. 1, 2024
Rushing TDs:	1 (3x)	MR:	vs. LSU, Jan. 1, 2024
Long Rush:	33	vs.	LSU, Jan. 1, 2024
Receptions:	5	vs.	Ohio State, Oct. 28, 2023
Receiving Yards:	34	vs.	Minnesota, Nov. 26, 2022
Receiving TDs:	1 (2x)	MR:	vs. Nebraska, Nov. 18, 2023
Long Reception:	28	vs.	Minnesota, Nov. 26, 2022
Tackles	2	vs.	Maryland, Nov. 5, 2022

BH SXi Yl YQe QccUW f

J P g 5g 5 D4 99F  
Ru y 3Q 5/0 c x Tu 0

Sqi UUi TUVUe k'Y Ukl Ql Yl Ysk

r	Vg8Wk	m	Ql	I	I Vc@	k @	VVI	Yl	gT
2023	13/0	3	2	5	1.0-6	1.0-6	0	0	1
2024	10/1	29	18	47	5.0-35	3.0-23	0	0	1
I	BC8A	CB	B9	EB	F7@DA	D7@BI	9	9	B

WQd U8Rr @AQd U TUVUe kU

B9BC	m	Ql	I	I Vc@	k @	VV	Vi	Yl	gT
Buffalo	0	0	0	0.0-0	0.0-0	0	0-0	0-0	0
Wash. St.	0	0	0	0.0-0	0.0-0	0	0-0	0-0	0
Ga. Southern	0	0	0	0.0-0	0.0-0	0	0-0	0-0	0
Purdue	0	0	0	0.0-0	0.0-0	0	0-0	0-0	0
Rutgers	0	0	0	0.0-0	0.0-0	0	0-0	0-0	0
Iowa	1	0	1	0.0-0	0.0-0	0	0-0	0-0	0
Illinois	0	0	0	0.0-0	0.0-0	0	0-0	0-0	1
Ohio State	0	0	0	0.0-0	0.0-0	0	0-0	0-0	0
Indiana	0	1	1	0.0-0	0.0-0	0	0-0	0-0	0
Northwestern	1	0	1	1.0-6	1.0-6	0	0-0	0-0	0
Nebraska	1	0	1	0.0-0	0.0-0	0	0-0	0-0	0
Minnesota	0	0	0	0.0-0	0.0-0	0	0-0	0-0	0
LSU	0	1	1	0.0-0	0.0-0	0	0-0	0-0	0

B9BD m Ql I I Vc@ k @ VV Vi Yl gT

W. Mich.	2	1	3	0.0-0	0.0-0	0	0-0	0-0	0
S. Dakota	1	1	2	1.5-10	1.0-9	0	0-0	0-0	0
Alabama	1	1	2	1.0-8	1.0-8	0	0-0	0-0	0
USC	4	0	4	0.0-0	0.0-0	0	0-0	0-0	0
Purdue	0	0	0	0.0-0	0.0-0	0	0-0	0-0	1
Rutgers	3	1	4	0.0-0	0.0-0	0	0-0	0-0	0
Northwestern	1	3	4	0.0-0	0.0-0	0	0-0	0-0	0
Penn State	2	0	2	0.0-0	0.0-0	0	0-0	0-0	0
Iowa	7	9	16	1.5-15	1.0-14	0	0-0	0-0	0
Oregon	8	2	10	1.0-2	0.0-0	0	0-0	0-0	0

Sqi UUi X'W'Kk

Tackles:	16	at	Iowa, Nov. 2, 2024
Tackles for Loss:	1.5 (2x)	MR:	at Iowa, Nov. 2, 2024
Sacks:	1.0 (4x)	MR:	at Iowa, Nov. 2, 2024
Pass Defensed:	1 (2x)	MR:	vs. Purdue, Oct. 5, 2024

BG XQQaf e Qe TUi kf e

k f C 6g 5 D4 97G  
j y u3k 5/j y u0

Sqi UUi i mkX'Y Wkl Ql Yl Ysk

r	Vg8Wk	Q	r	IT	r8S	cW
2020						
2021	7/0	0	0	0	--	--
2022	13/0	0	0	0	--	--
2023	13/0	0	0	0	--	--
2024	10/0	0	0	0	--	--
I	DC89	9	9	9	66	66

Sqi UUi i USU'h'Y Wkl Ql Yl Ysk

r	Vg8Wk	i	r	IT	r8S	cW
2020						
2021	7/0	0	0	0	--	--
2022	13/0	0	0	0	--	--
2023	13/0	1	8	0	8.0	0
2024	10/0	0	0	0	--	--
I	DC89	A	H	9	H7@	9

Sqi UUi TUVUe k'Y Ukl Ql Yl Ysk

r	Vg8Wk	m	Ql	I	I Vc@	k @	VVI	Yl	gT
2020									
2021	7/0	0	0	0	0.0-0	0.0-0	0	0	0
2022	13/0	2	0	2	0.0-0	0.0-0	0	0	0
2023	13/0	1	1	2	0.0-0	0.0-0	0	0	0
2024	10/0	1	1	2	0.0-0	0.0-0	0	0	0
I	DC89	D	B	F	9B@	9B@	9	9	9

Sqi UUi a'Yaf VVi UI mi e kl Ql Yl Ysk

r	Vg8Wk	i	r	IT	Q	cW
2020						
2021	7/0	1	14	0	14.0	14
2022	13/0	1	13	0	13.0	13
2023	13/0	0	0	0	--	--
2024	10/0	0	0	0	--	--
I	DC89	B	BG	9	ACE	AD

WQd U8Rr @AQd U TUVUe kU

B9BB	m	Ql	I	I Vc@	k @	VV	Vi	Yl	gT
Purdue	1	0	1	0.0-0	0.0-0	0	0-0	0-0	0
Nebraska	1	0	1	0.0-0	0.0-0	0	0-0	0-0	0

B9BC m Ql I I Vc@ k @ VV Vi Yl gT

Indiana	1	0	1	0.0-0	0.0-0	0	0-0	0-0	0
Minnesota	0	1	1	0.0-0	0.0-0	0	0-0	0-0	0

B9BD m Ql I I Vc@ k @ VV Vi Yl gT

W. Mich.	0	1	1	0.0-0	0.0-0	0	0-0	0-0	0
Rutgers	1	0	1	0.0-0	0.0-0	0	0-0	0-0	0

WQd U8Rr @AQd U a'Yaf VVi UI mi e k

B9BA	i	r	IT	Q	c
Notre Dame	1	14	0	14.0	14
B9BB	i	r	IT	Q	c
Michigan State	1	13	0	13.0	13

Sqi UUi X'W'Kk

Receptions:	1	vs.	Georgia Southern, Sept. 16, 2023
Receiving Yards:	5	vs.	Georgia Southern, Sept. 16, 2023
Long Reception:	5	vs.	Georgia Southern, Sept. 16, 2023
Tackles:	1 (5x)	MR:	at Rutgers, Oct. 12, 2024
Kick Returns:	1 (2x)	MR:	at Michigan State, Oct. 15, 2022
Kick Return Yds:	14	vs.	Notre Dame, Sept. 25, 2021
Long Kick Ret.:	14	vs.	Notre Dame, Sept. 25, 2021

HnYeer Qel Xfer Y

k f Y 5Y 5 D4 8E8  
J y3[ 5/a u y0

Sqi UUi i mkX'Y Wkl Ql Yl Ysk

r	Vg8Wk	Q	r	IT	r8S	cW
2022	9/0	3	14	0	4.7	7
2023	13/2	1	18	0	18.0	18
2024	10/10	1	4	0	4.0	4
I	CB8AB	E	CF	9	GB	AH

Sqi UUi i USU'h'Y Wkl Ql Yl Ysk

r	Vg8Wk	i	r	IT	r8S	cW
2022	9/0	0	0	0	--	--
2023	13/2	10	99	0	9.9	35
2024	10/10	28	496	2	17.7	63
I	CB8AB	CH	EI	E	B	AEG

Sqi UUi gme l kl Ql Yl Ysk

r	Vg8Wk	i	r	IT	Q	cW
2022	9/0	0	0	0	--	--
2023	13/2	9	85	0	9.4	25
2024	10/10	4	8	0	2.0	3
I	CB8AB	AC	IC	9	GB	BE

Sqi UUi a'Yaf VVi UI mi e kl Ql Yl Ysk

r	Vg8Wk	i	r	IT	Q	cW
2022	9/0	1	22	0	22.0	22
2023	13/2	11	217	0	19.7	28
2024	10/10	9	262	0	29.1	74
I	CB8AB	BA	DI	A	9	BCD

WQd U6Rr 6WQd U i mkX'Y V6i USUY'Y W

	i				i			
B9BB	Q	r	IT	c	i	r	IT	c
Illinois State	0	0	0	--	0	0	0	--
New Mexico St.	0	0	0	--	0	0	0	--
Ohio State	0	0	0	--	0	0	0	--
Illinois	0	0	0	--	0	0	0	--
Northwestern	2	11	0	7	0	0	0	--
Michigan State	0	0	0	--	0	0	0	--
Purdue	0	0	0	--	0	0	0	--
Maryland	1	3	0	3	0	0	0	--
Iowa	0	0	0	--	0	0	0	--

B9BC	Q	r	IT	c	i	r	IT	c
Buffalo	0	0	0	--	0	0	0	--
Illinois State	0	0	0	--	0	0	0	--
Ga. Southern	0	0	0	--	0	0	0	--
Purdue	0	0	0	--	0	0	0	--
Rutgers	0	0	0	--	0	0	0	--
Iowa	0	0	0	--	0	0	0	--
Illinois	0	0	0	--	0	0	0	--
Ohio State	0	0	0	--	1	15	0	15
Northwestern	0	0	0	--	3	47	0	35
Nebraska	0	0	0	--	1	9	0	9
Minnesota	0	0	0	--	2	13	0	10

B9BD	Q	r	IT	c	i	r	IT	c
W. Michigan	0	0	0	--	0	0	0	--
South Dakota	0	0	0	--	2	41	0	32
Alabama	0	0	0	--	2	29	0	16
USC	0	0	0	--	3	70	1	63
Purdue	0	0	0	--	2	66	1	52
Rutgers	0	0	0	--	2	81	0	47
Northwestern	0	0	0	--	2	27	0	19
Penn State	0	0	0	--	7	68	0	20
Iowa	0	0	0	--	4	61	0	33
Oregon	1	4	0	4	4	53	0	43

WQd U6Rr 6WQd Ua'Yaf VV i UI m i e k

B9BB	i	r	IT	Q	c
Oklahoma State	1	22	0	22.0	22

B9BC	i	r	IT	Q	c
Northwestern	4	69	0	17.3	25
Nebraska	3	64	0	21.3	27
Minnesota	1	21	0	21.0	21
LSU	3	63	0	21.0	28

B9BD	i	r	IT	Q	c
Alabama	3	62	0	20.7	24
USC	2	92	0	46.0	74
Northwestern	1	38	0	38.0	38
Penn State	1	15	0	15.0	15
Iowa	1	19	0	19.0	19
Oregon	1	26	0	26.0	26

WQd U6Rr 6WQd U gme i i UI m i e k

B9BC	i	r	IT	Q	c
Indiana	4	29	0	7.3	22
Nebraska	2	29	0	14.5	25
Minnesota	3	27	0	9.0	13

B9BD	i	r	IT	Q	c
South Dakota	2	3	0	1.5	3
Purdue	2	4	0	2.0	3

SGi UII X'WkK

Rushing Att.:	2 at Northwestern, Oct. 8, 2022
Rushing Yards:	11 at Northwestern, Oct. 8, 2022
Rushing TDs:	--
Long Rush:	7 at Northwestern, Oct. 8, 2022
Receptions:	7 vs. Penn State, Oct. 26, 2024
Receiving Yards:	81 at Rutgers, Oct. 12, 2024
Receiving TDs:	1 (2x) MR: vs. Purdue, Oct. 5, 2024
Long Rec.	63 at USC, Sept. 28, 2024
Kick Returns:	4 vs. Northwestern, Nov. 11, 2023
Kick Ret. Yards:	92 at USC, Sept. 28, 2024
Long Kick Ret.:	74 at USC, Sept. 28, 2024
Punt Returns:	4 at Indiana, Nov. 4, 2023
Punt Ret. Yards:	29 (2x) MR: vs. Nebraska, Nov. 18, 2023
Long Punt Ret.:	25 vs. Nebraska, Nov. 18, 2023

Af f o Ue Qi e UI I

g g 5Y 5 C48 989  
Ry uzy x3k 5/O yux0

SGi UII TUVUe kYh U kI Q i Yk i Ysk

r	Wk	m	Q	I	I Vc	k	WV	V	I	gT
2022	6/0	0	0	0	0.0-0	0.0-0	0	0-0	0	0
2023	13/0	1	2	3	0.0-0	0.0-0	0	0	0	0
2024	9/0	2	1	3	0.0-0	0.0-0	0	0	0	0
I	BH9	C	C	F	9789	9789	9	9	9	9

WQd U6Rr 6WQd U TUVUe kU

B9BB	m	Q	I	I Vc	k	WV	V	I	gT
Illinois State	0	0	0	0.0-0	0.0-0	0	0-0	0	0
N. Mexico St.	0	0	0	0.0-0	0.0-0	0	0-0	0	0
Ohio State	0	0	0	0.0-0	0.0-0	0	0-0	0	0
Michigan St.	0	0	0	0.0-0	0.0-0	0	0-0	0	0
Purdue	0	0	0	0.0-0	0.0-0	0	0-0	0	0
Maryland	0	0	0	0.0-0	0.0-0	0	0-0	0	0

B9BC	m	Q	I	I Vc	k	WV	V	I	gT
Buffalo	0	0	0	0.0-0	0.0-0	0	0-0	0	0
Wash. St.	0	0	0	0.0-0	0.0-0	0	0-0	0	0
Ga. Southern	1	0	1	0.0-0	0.0-0	0	0-0	0	0
Purdue	0	0	0	0.0-0	0.0-0	0	0-0	0	0
Rutgers	0	0	0	0.0-0	0.0-0	0	0-0	0	0
Iowa	0	0	0	0.0-0	0.0-0	0	0-0	0	0
Illinois	0	0	0	0.0-0	0.0-0	0	0-0	0	0
Ohio State	0	0	0	0.0-0	0.0-0	0	0-0	0	0
Indiana	0	0	0	0.0-0	0.0-0	0	0-0	0	0
Northwestern	0	0	0	0.0-0	0.0-0	0	0-0	0	0
Nebraska	0	0	0	0.0-0	0.0-0	0	0-0	0	0
Minnesota	0	0	0	0.0-0	0.0-0	0	0-0	0	0
LSU	0	2	2	0.0-0	0.0-0	0	0-0	0	0

B9BD	m	Q	I	I Vc	k	WV	V	I	gT
W. Mich.	0	0	0	0.0-0	0.0-0	0	0-0	0	0
S. Dakota	0	0	0	0.0-0	0.0-0	0	0-0	0	0
Alabama	0	0	0	0.0-0	0.0-0	0	0-0	0	0
Purdue	1	1	2	0.0-0	0.0-0	0	0-0	0	0
Rutgers	0	0	0	0.0-0	0.0-0	0	0-0	0	0
Northwestern	0	0	0	0.0-0	0.0-0	0	0-0	0	0
Penn State	0	0	0	0.0-0	0.0-0	0	0-0	0	0
Iowa	0	0	0	0.0-0	0.0-0	0	0-0	0	0
Oregon	1	0	1	0.0-0	0.0-0	0	0-0	0	0

SGi UII X'WkK

Tackles:	2 (2x) MR: vs. Purdue, Oct. 5, 2024
Interceptions:	--
Passes Def:	--

BB ZGSU Qi e f cT

QP g 5T 5 CAG 8FD  
a u y u3Uu5/au y u0

SGi UII TUVUe kYh U kI Q i Yk i Ysk

r	Wk	m	Q	I	I Vc	k	WV	V	I	gT
2023	4/0	0	0	0	0.0-0	0.0-0	0	0	0	0
2024	7/0	0	0	0	0.0-0	0.0-0	0	0	0	0
I	A89	9	9	9	9789	9789	9	9	9	9

WQd U6Rr 6WQd U TUVUe kU

B9BC	m	Q	I	I Vc	k	WV	V	I	gT
Northwestern	0	0	0	0.0-0	0.0-0	0	0-0	0	0
Nebraska	0	0	0	0.0-0	0.0-0	0	0-0	0	0
Minnesota	0	0	0	0.0-0	0.0-0	0	0-0	0	0
LSU	0	0	0	0.0-0	0.0-0	0	0-0	0	0

B9BD	m	Q	I	I Vc	k	WV	V	I	gT
W. Michigan	0	0	0	0.0-0	0.0-0	0	0-0	0	0
S. Dakota	0	0	0	0.0-0	0.0-0	0	0-0	0	0
Purdue	0	0	0	0.0-0	0.0-0	0	0-0	0	0
Rutgers	0	0	0	0.0-0	0.0-0	0	0-0	0	0
Northwestern	0	0	0	0.0-0	0.0-0	0	0-0	0	0
Penn State	0	0	0	0.0-0	0.0-0	0	0-0	0	0
Iowa	0	0	0	0.0-0	0.0-0	0	0-0	0	0

SGi UII X'WkK

Tackles:	--
Passes Def:	--

CH i mSa Ui OkXS i QVI

hS g 5g 5 D4C 9BC  
gyu y3k u 5/c Ryu0

SGi UII i USUY'Y WkI Q i Yk i Ysk

r	Wk	i	r	IT	r8S	cW
2023	13/0	8	86	1	10.8	24
2024	10/4	11	78	1	7.1	18
I	BC8D	A	A/D	B	H/F	BD

WQd U6Rr 6WQd U i mkX'Y V6i USUY'Y W

B9BC	Q	r	IT	c	i	r	IT	c
Buffalo	0	0	0	--	2	36	0	24
Washington St.	0	0	0	--	0	0	0	--
Ga. Southern	0	0	0	--	2	32	0	19
Purdue	0	0	0	--	0	0	0	--
Rutgers	0	0	0	--	1	3	1	3
Iowa	0	0	0	--	0	0	0	--
Illinois	0	0	0	--	0	0	0	--
Ohio State	0	0	0	--	0	0	0	--
Indiana	0	0	0	--	0	0	0	--
Northwestern	0	0	0	--	0	0	0	--
Nebraska	0	0	0	--	3	15	0	6
Minnesota	0	0	0	--	0	0	0	--
LSU	0	0	0	--	0	0	0	--

B9BD	Q	r	IT	c	i	r	IT	c
W. Michigan	0	0	0	--	2	22	0	14
S. Dakota	0	0	0	--	2	22	0	14
Alabama	0	0	0	--	0	0	0	--
USC	0	0	0	--	0	0	0	--
Purdue	0	0	0	--	1	5	0	5
Rutgers	0	0	0	--	2	23	0	18
Northwestern	0	0	0	--	1	3	1	3
Penn State	0	0	0	--	1	4	0	4
Iowa	0	0	0	--	3	8	0	6
Oregon	0	0	0	--	1	13	0	13

SGi UII X'WkK

Rush Att.:	--
Rush Yards:	--
Rush TDs:	--
Receptions:	3 (2x) MR: at Iowa, Nov. 2, 2024
Receiving Yards:	36 vs. Buffalo, Sept. 2, 2023
Long Reception:	24 vs. Buffalo, Sept. 2, 2023
Receiving TDs:	1 (2x) MR: at Northwestern, Oct. 19, 2024

FHRUe RQi i Ue

RS C 6g 5 D4C A77  
g uz x3k 5/g uz x0

SGi UII TUVUe kYh U kI Q i Yk i Ysk

r	Wk	m	Q	I	I Vc	k	WV	V	I	gT
2022	8/0	3	1	4	0.0-0	0.0-0	0	0	0	0
2023	13/0	5	7	12	1.0-8	1.0-8	0	0	0	1
2024	10/10	5	9	14	0.0-0	0.0-0	0	1	0	2
I	C8A9	AC	AG	C9	AB6H	AB6H	9	A	9	C

WQd U6Rr 6WQd U TUVUe kU

B9BB	m	Q	I	I Vc	k	WV	V	I	gT
Illinois State	0	0	0	0.0-0	0.0-0	0	0-0	0	0
N. Mexico St.	0	1	1	0.0-0	0.0-0	0	0-0	0	0
Northwestern	1	0	1	0.0-0	0.0-0	0	0-0	0	0
Michigan St.	0	0	0	0.0-0	0.0-0	0	0-0	0	0
Purdue	1	0	1	0.0-0	0.0-0	0	0-0	0	0
Iowa	1	0	1	0.0-0	0.0-0	0	0-0	0	0
Nebraska	0	0	0	0.0-0	0.0-0	0	0-0	0	0

B9BC	m	Q	I	I Vc	k	WV	V	I	gT
Buffalo	0	0	0	0.0-0	0.0-0	0	0-0	0-0	1
Wash. St.	1	0	1	0.0-0	0.0-0	0	0-0	0-0	0
Ga. Southern	0	0	0	0.0-0	0.0-0	0	0-0	0-0	0
Purdue	0	0	0	0.0-0	0.0-0	0	0-0	0-0	0
Rutgers	1	1	2	0.0-0	0.0-0	0	0-0	0-0	0
Iowa	0	0	0	0.0-0	0.0-0	0	0-0	0-0	0
Illinois	0	2	2	0.0-0	0.0-0	0	0-0	0-0	0
Ohio State	0	2	2	0.0-0	0.0-0	0	0-0	0-0	0
Indiana	0	0	0	0.0-0	0.0-0	0	0-0	0-0	0
Northwestern	1	0	1	0.0-0	0.0-0	0	0-0	0-0	0
Nebraska	0	0	0	0.0-0	0.0-0	0	0-0	0-0	0
Minnesota	2	0	2	1.0-8	1.0-8	0	0-0	0-0	0
LSU	0	2	2	0.0-0	0.0-0	0	0-0	0-0	0

B9BD	mf	ql	i	I Vcθ	k θ	VV	Vi	ℳ	gT
W. Mich.	1	2	3	0.0-0	0.0-0	0	0-0	0-0	0
S. Dakota	0	0	0	0.0-0	0.0-0	0	0-0	0-0	1
Alabama	0	1	1	0.0-0	0.0-0	0	0-0	0-0	0
USC	0	0	0	0.0-0	0.0-0	0	1-0	0-0	0
Purdue	0	0	0	0.0-0	0.0-0	0	0-0	0-0	0
Rutgers	0	1	1	0.0-0	0.0-0	0	0-0	0-0	1
Northwestern	1	1	2	0.0-0	0.0-0	0	0-0	0-0	0
Penn State	1	0	1	0.0-0	0.0-0	0	0-0	0-0	0
Iowa	1	3	4	0.0-0	0.0-0	0	0-0	0-0	0
Oregon	1	1	2	0.0-0	0.0-0	0	0-0	0-0	0

Sqi Uui XwKk

Tackles:	4 at Iowa, Nov. 2, 2024
Tackles for loss:	1.0 at Minnesota, Nov. 25, 2023
Sacks:	1.0 at Minnesota, Nov. 25, 2023
Passes Def.:	1 (3x) MR: at Rutgers, Oct. 12, 2024

BBar Qe Rui i r 6Zf Xekf e

k f	T 5T 5	C4T	8F7	
P	' v	3W5/P	' v	0

Sqi Uui i USUyh Wki Ql Yl Ysk

r	Wk	i	r	IT	r8S	cW
2024	3/0	0	0	0	--	--
I	C89	9	9	9	66	66

WQd U6Rr 6WQd U i mkX'ℳ V8i USUyh W

B9BD	i	Q	r	IT	c	i	r	IT	c
Purdue	0	0	0	--	0	0	0	--	--
Rutgers	0	0	0	--	0	0	0	--	--
Oregon	0	0	0	--	0	0	0	--	--

Sqi Uui XwKk

Receptions:	--
Receiving Yards:	--
Long Reception:	--
Receiving TDs:	--

DI Ql i Ysmk Rui i i Qdk

d	g	5g	5	D4A	99C				
g	x	y	3O	u	u/by	'	Q	y'	yO

Sqi Uui gme i Y Wki Ql Yl Ysk

r	Wk	g	r	Q	Y 89	c
2023	13/0	63	2,602	41.3	27	60
2024	10/0	45	2,043	45.4	16	74
I	BC89	A9H	D5FDE	DC7	DC	GD

WQd U6Rr 6WQd U gme i Y W

B9BC	g	r	Q	c	R	I R VS	E9 Y89		
Buffalo	5	194	38.8	48	0	0	2	0	3
Washington St.	3	123	41.0	41	0	0	2	0	2
Ga. Southern	6	254	42.3	46	0	0	4	0	1
Purdue	2	109	54.5	60	0	1	0	1	1
Rutgers	4	172	43.0	50	0	0	2	1	2
Iowa	8	343	42.9	51	0	0	2	1	3
Illinois	4	163	40.8	52	0	1	1	1	1
Ohio State	6	229	38.2	45	0	0	3	0	2
Indiana	5	203	40.6	51	0	0	3	1	2
Northwestern	5	208	41.6	49	0	1	1	0	3
Nebraska	4	185	46.2	52	0	1	0	1	1
Minnesota	6	242	40.3	44	0	0	3	0	3
LSU	5	177	35.4	48	0	0	2	0	3

B9BD	g	r	Q	c	R	I R VS	E9 Y89		
W. Michigan	1	50	50.0	50	0	0	0	1	0
South Dakota	4	186	46.5	53	0	0	2	1	1
Alabama	5	198	39.6	59	0	0	0	1	2
USC	6	299	49.8	74	0	0	2	3	4
Purdue	2	99	49.5	52	0	0	0	1	1
Rutgers	5	216	43.2	48	0	2	0	0	2
Northwestern	5	223	44.6	57	0	0	1	2	2
Penn State	5	257	51.4	63	0	1	0	2	2
Iowa	6	258	43.0	53	0	0	3	1	2
Oregon	6	257	42.8	51	0	0	2	1	0

Sqi Uui XwKk

Punts:	8 vs. Iowa, Oct. 14, 2023
Punting Yards:	343 vs. Iowa, Oct. 14, 2023
Punting Avg:	54.5 at Purdue, Sept. 22, 2023
Long Punt:	74 at USC, Sept. 28, 2024
Inside the 20:	4 at USC, Sept. 28, 2024

DC W f nUi Rf i i f cf i I Y

f P	g 5Y 5	C4G	8G9		
k	yz	Pu 3k	5/k	yz	Pu O

Sqi Uui i mkX'ℳ Wki Ql Yl Ysk

r	Wk	Q	r	IT	r8S	cW
2021	1/0	5	48	0	9.6	22
2022	5/0	0	0	0	--	--
2023	13/0	0	0	0	--	--
2024	9/0	0	0	0	--	--
I	BH89	E	DH	9	I F	BB

Sqi Uui i USUyh Wki Ql Yl Ysk

r	Wk	i	r	IT	r8S	cW
2021	1/0	0	0	0	--	--
2022	5/0	0	0	0	--	--
2023	13/0	0	0	0	--	--
2024	9/0	0	0	0	--	--
I	BH89	9	9	9	66	66

Sqi Uui TUVUe kYh Ukl Ql Yl Ysk

r	Wk	mf	ql	i	I Vcθ	k θ	VVi	ℳ	gT
2021	1/0	0	0	0	0.0-0	0.0-0	0	0	0
2022	5/0	0	0	0	0.0-0	0.0-0	0	0	0
2023	13/0	2	4	6	0.0-0	0.0-0	0	0	0
2024	9/0	1	0	1	0.0-0	0.0-0	0	0	0
I	BH89	C	D	G	9789	9789	9	9	9

WQd U6Rr 6WQd U i mkX'ℳ V8i USUyh W

B9BA	i	Q	r	IT	c	i	r	IT	c
Rutgers	5	48	0	22	0	0	0	0	--

Sqi Uui XwKk

Rushing Att.:	5 at Rutgers, Nov. 6, 2021
Rushing Yards:	48 at Rutgers, Nov. 6, 2021
Rushing TDs:	--
Long Rush:	22 at Rutgers, Nov. 6, 2021
Receptions:	--
Receiving Yards:	--
Tackles:	3 at Minnesota, Nov. 25, 2022

HD SXi Yk Ri f f ak Zi 7

k f	Y 5g 5	D4θ	98C		
g 5J	3a	5/g 5J	i	y	VgO

Sqi Uui i USUyh Wki Ql Yl Ysk

r	Wk	i	r	IT	r8S	cW
2022	1/0	0	0	0	--	--
2023	0/0	0	0	0	--	--
2024	10/0	0	0	0	--	--
I	A89	9	9	9	66	66

Sqi Uui TUVUe kYh Ukl Ql Yl Ysk

r	Wk	mf	ql	i	I Vcθ	k θ	VVi	ℳ	gT
2023	1/0	0	0	0	0.0-0	0.0-0	0	0	0
2024	10/0	1	1	2	0.0-0	0.0-0	0	0	0
I	A89	A	A	B	9789	9789	9	9	9

WQd U6Rr 6WQd U i mkX'ℳ V8i USUyh W

	i				i			
B9BB	Q	r	IT	c	i	r	IT	c
Oklahoma St.	0	0	0	--	0	0	0	--
B9BD	Q	r	IT	c	i	r	IT	c
W. Michigan	0	0	0	--	0	0	0	--
South Dakota	0	0	0	--	0	0	0	--
Alabama	0	0	0	--	0	0	0	--
USC	0	0	0	--	0	0	0	--
Purdue	0	0	0	--	0	0	0	--
Rutgers	0	0	0	--	0	0	0	--
Northwestern	0	0	0	--	0	0	0	--
Penn State	0	0	0	--	0	0	0	--
Iowa	0	0	0	--	0	0	0	--

WQd U6Rr 6WQd U TUVUe kU

B9BD	mf	ql	i	I Vcθ	k θ	VV	Vi	ℳ	gT
Purdue	1	1	2	0.0-0	0.0-0	0	0-0	0-0	0

Sqi Uui XwKk

Receptions:	--
Receiving Yards:	--
Tackles:	2 vs. Purdue, Oct. 5, 2024

I Qmkl Yℳ Ri f o e

g	Y 5Y 5	D4θ	97B		
Y		Q	3W5/Y	Q	O

Sqi Uui TUVUe kYh Ukl Ql Yl Ysk

r	Wk	mf	ql	i	I Vcθ	k θ	VVi	ℳ	gT	
2022	13/0	2	0	2	0.0-0	0.0-0	0	0	0	
2023	13/4	26	10	36	1.0-15	1.0-15	0	0	2	
2024	10/7	25	14	39	2.0-5	1.0-2	1	1	0	
I	CF8AA	EC	BD	GG	C7889	B788G	A	A	9	D

WQd U6Rr 6WQd U TUVUe kU

B9BB	mf	ql	i	I Vcθ	k θ	VV	Vi	ℳ	gT
Illinois State	1	0	1	0.0-0	0.0-0	0	0-0	0-0	0
Wash. St.	0	0	0	0.0-0	0.0-0	0	0-0	0-0	0
N. Mexico St.	0	0	0	0.0-0	0.0-0	0	0-0	0-0	0
Ohio State	0	0	0	0.0-0	0.0-0	0	0-0	0-0	0
Illinois	0	0	0	0.0-0	0.0-0	0	0-0	0-0	0
Northwestern	1	0	1	0.0-0	0.0-0	0	0-0	0-0	0
Michigan St.	0	0	0	0.0-0	0.0-0	0	0-0	0-0	0
Purdue	0	0	0	0.0-0	0.0-0	0	0-0	0-0	0
Maryland	0	0	0	0.0-0	0.0-0	0	0-0	0-0	0
Iowa	0	0	0	0.0-0	0.0-0	0	0-0	0-0	0
Nebraska	0	0	0	0.0-0	0.0-0	0	0-0	0-0	0
Minnesota	0	0	0	0.0-0	0.0-0	0	0-0	0-0	0
Oklahoma St.	0	0	0	0.0-0	0.0-0	0	0-0	0-0	0

B9BC	mf	ql	i	I Vcθ	k θ	VV	Vi	ℳ	gT
Buffalo	0	0	0	0.0-0	0.0-0	0	0-0	0-0	0
Wash. St.	0	0	0	0.0-0	0.0-0	0	0-0	0-0	0
Ga. Southern	3	2	5	0.0-0	0.0-0	0	0-0	0-0	0
Purdue	0	0	0	0.0-0	0.0-0	0	0-0	0-0	0
Rutgers	2	1	3	0.0-0	0.0-0	0	0-0	0-0	0
Iowa	1	0	1	0.0-0	0.0-0	0	0-0	0-0	0
Illinois	0	0	0	0.0-0	0.0-0	0	0-0	0-0	0
Ohio State	3	0	3	0.0-0	0.0-0	0	0-0	0-0	0
Indiana	3	3	6	1.0-15	1.0-15	0	0-0	0-0	2
Northwestern	5	1	6	0.0-0	0.0-0	0	0-0	0-0	0
Nebraska	3	0	3	0.0-0	0.0-0	0	0-0	0-0	0
Minnesota	0	1	1	0.0-0	0.0-0	0	0-0	0-0	0
LSU	6	2	8	0.0-0	0.0-0	0	0-0	0-0	0

B9BD	mf	ql	i	I Vcθ	k θ	VV	Vi	ℳ	gT
W. Mich.	1	0	1	0.0-0	0.0-0	0	1-0	0-0	0
S. Dakota	0	1	1	0.0-0	0.0-0	0	0-0	0-0	1
Alabama	2	0	2	0.0-0	0.0-0	0	0-0	0-0	0
USC	8	1	9	2.0-5	1.0-2	1	0-0	0-0	1
Purdue	2	0	2	0.0-0	0.0-0	0	0-0	0-0	0
Rutgers	1	3	4	0.0-0	0.0-0	0	0-0	0-0	0
Northwestern	1	4	5	0.0-0	0.0-0	0	0-0	0-0	0
Penn State	4	4	8	0.0-0	0.0-0	0	0-0	0-0	0
Iowa	1	0	1	0.0-0	0.0-0	0	0-0	0-0	0
Oregon	5	1	6	0.0-0	0.0-0	0	0-0	0-0	0

Sqi Uui XwKk

Tackles:	9 at USC, Sept. 28, 2024
Interceptions:	--
Tackles for loss:	2.0 at USC, Sept. 28, 2024
Fum. Forced:	1 at USC, Sept. 28, 2024
Fum. Rec.	1 vs. Western Michigan, Aug. 30, 2024
Sacks:	1.0 at USC, Sept. 28, 2024
Passes Def:	2 at Indiana, Nov. 4, 2023



Rutgers	0	0	0	--	0	0	0	--
Iowa	0	0	0	--	0	0	0	--
Illinois	0	0	0	--	0	0	0	--
Ohio State	0	0	0	--	0	0	0	--
Indiana	0	0	0	--	0	0	0	--
Northwestern	0	0	0	--	0	0	0	--
Nebraska	0	0	0	--	2	15	0	9
Minnesota	0	0	0	--	0	0	0	--
LSU	0	0	0	--	2	15	0	9

B9BD	Q	r	IT	c	i	r	IT	c
Alabama	0	0	0	--	0	0	0	--
Purdue	0	0	0	--	0	0	0	--
Rutgers	0	0	0	--	1	13	0	13
Northwestern	0	0	0	--	0	0	0	--
Penn State	0	0	0	--	0	0	0	--
Iowa	0	0	0	--	0	0	0	--
Oregon	0	0	0	--	0	0	0	--

Sgi Uui X'Wkk

Receptions:	2 (2x) MR: vs. LSU, Jan. 1, 2024
Receiving Yards:	15 (2x) MR: vs. LSU, Jan. 1, 2024
Receiving TDs:	--
Long Reception:	13 at Rutgers, Oct. 12, 2024
Tackles:	1 (3x) MR: vs. Nebraska, Nov. 18, 2023

AZQa U SXQe Ur

WP g 5g 5 C4B 99G  
Qu y Q u 3T u5/jy ' O

Sgi Uui TUVUe kYh Ukl Ql Yl Ysk

r	Wk	ml	Ql	I	IVc	k	WV	Vi	Yl	gT
2021	9/0	1	0	1	0.0-0	0.0-0	0	0	0	0
2022	12/1	21	14	35	3.0-8	1.0-5	0	0	1	0
2023	13/9	50	30	80	7.0-38	3.0-29	0	0	0	0
2024	10/9	23	28	51	4.0-9	1.0-3	0	0	0	0
I	DB4	GE	GB	AFG	AD7EE	E7BCG	9	9	A	9

Wqd URr GWqd U TUVUe kU

B9BA	ml	Ql	I	IVc	k	WV	Vi	Yl	gT
Notre Dame	0	0	0	0.0-0	0.0-0	0	0-0	0-0	0
Michigan	0	0	0	0.0-0	0.0-0	0	0-0	0-0	0
Illinois	0	0	0	0.0-0	0.0-0	0	0-0	0-0	0
Army	1	0	1	0.0-0	0.0-0	0	0-0	0-0	0
Purdue	0	0	0	0.0-0	0.0-0	0	0-0	0-0	0
Rutgers	0	0	0	0.0-0	0.0-0	0	0-0	0-0	0
Nebraska	0	0	0	0.0-0	0.0-0	0	0-0	0-0	0
Minnesota	0	0	0	0.0-0	0.0-0	0	0-0	0-0	0
Arizona St.	0	0	0	0.0-0	0.0-0	0	0-0	0-0	0

B9BB	ml	Ql	I	I Vc	k	W	Vi	Yl	gT
Illinois State	0	3	3	0.0-0	0.0-0	0	0-0	0-0	0
Washington St	1	2	0	0.0-0	0.0-0	0	0-0	0-0	0
N. Mexico St.	3	1	4	1.0-1	0.0-0	0	0-0	1-4	0
Ohio State	2	2	4	0.0-0	0.0-0	0	0-0	0-0	0
Illinois	1	4	5	0.5-1	0.0-0	0	0-0	0-0	0
Northwestern	4	0	4	0.0-0	0.0-0	0	0-0	0-0	0
Purdue	4	1	5	1.5-6	1.0-5	0	0-0	0-0	0
Maryland	1	2	3	0.0-0	0.0-0	0	0-0	0-0	0
Iowa	3	0	3	0.0-0	0.0-0	0	0-0	0-0	0
Nebraska	0	1	1	0.0-0	0.0-0	0	0-0	0-0	0
Minnesota	2	1	3	0.0-0	0.0-0	0	0-0	0-0	0
Oklahoma St	0	0	0	0.0-0	0.0-0	0	0-0	0-0	0

B9BC	ml	Ql	I	IVc	k	WV	Vi	Yl	gT
Buffalo	4	1	5	1.0-6	0.0-0	0	0-0	0-0	0
Wash. St.	5	1	6	1.0-10	1.0-10	0	0-0	0-0	0
Ga. Southern	5	0	5	1.0-8	1.0-8	0	0-0	0-0	0
Purdue	4	3	7	0.0-0	0.0-0	0	0-0	0-0	0
Rutgers	1	1	2	0.0-0	0.0-0	0	0-0	0-0	0
Iowa	5	6	11	0.5-0	0.0-0	0	0-0	0-0	0
Illinois	4	4	8	0.0-0	0.0-0	0	0-0	0-0	0
Ohio State	4	3	7	1.0-11	1.0-11	0	0-0	0-0	0
Indiana	3	4	7	1.5-2	0.0-0	0	0-0	0-0	0
Northwestern	4	0	4	0.0-0	0.0-0	0	0-0	0-0	0
Nebraska	5	0	5	0.0-0	0.0-0	0	0-0	0-0	0
Minnesota	4	2	6	0.0-0	0.0-0	0	0-0	0-0	0
LSU	2	5	7	1.0-1	0.0-0	0	0-0	0-0	0

B9BD	ml	Ql	I	IVc	k	WV	Vi	Yl	gT
W. Mich.	3	1	4	0.0-0	0.0-0	0	0-0	0-0	0
S. Dakota	1	3	4	0.0-0	0.0-0	0	0-0	0-0	0
Alabama	1	1	2	0.0-0	0.0-0	0	0-0	0-0	0
USC	2	1	3	0.0-0	0.0-0	0	0-0	0-0	0
Purdue	4	0	4	2.0-3	0.0-0	0	0-0	0-0	0
Rutgers	1	5	6	0.0-0	0.0-0	0	0-0	0-0	0
Northwestern	3	3	6	1.0-3	0.0-0	0	0-0	0-0	0
Penn State	1	4	5	1.0-3	1.0-3	0	0-0	0-0	0

Iowa	5	5	10	0.0-0	0.0-0	0	0-0	0-0	0
Oregon	2	5	7	0.0-0	0.0-0	0	0-0	0-0	0

Sgi Uui X'Wkk

Tackles:	11 vs. Iowa, Oct. 15, 2023
Tackles for Loss:	2.0 vs. Purdue, Oct. 5, 2024
Sacks:	1.0 (4x) MR: vs. Penn State, Oct. 26, 2024
Interceptions:	1 vs. New Mexico State, Sept. 17, 2022

Æ kURQkl YQe SXUUak

JP g 5Y5 D4A 9A7  
g y3V5/S u 6b Qu uO

Sgi Uui TUVUe kYh Ukl Ql Yl Ysk

r	Wk	ml	Ql	I	IVc	k	WV	Vi	Yl	gT
2022*	3/0	1	2	3	0.0-0	0.0-0	0	0	0	0
2023*	8/0	0	1	1	0.0-0	0.0-0	0	0	0	0
2024	9/0	4	5	9	2.0-21	2.0-21	0	0	0	0
meS	A89	A	C	D	97B	97B	9	9	9	9
o Yk	I89	D	E	I	B7BA	B7BA	9	9	9	9
I	B99	E	H	A	B7BA	B7BA	9	9	9	9

Wqd URr GWqd U TUVUe kU

B9BB	ml	Ql	I	IVc	k	WV	Vi	Yl	gT
Fla. A&M	1	1	2	0.0-0	0.0-0	0	0-0	0-0	0
App. State	0	1	1	0.0-0	0.0-0	0	0-0	0-0	0
Ga. State	0	0	0	0.0-0	0.0-0	0	0-0	0-0	0
B9BC	ml	Ql	I	IVc	k	WV	Vi	Yl	gT
App. State	0	0	0	0.0-0	0.0-0	0	0-0	0-0	0
Minnesota	0	0	0	0.0-0	0.0-0	0	0-0	0-0	0
Pittsburgh	0	0	0	0.0-0	0.0-0	0	0-0	0-0	0
Syracuse	0	0	0	0.0-0	0.0-0	0	0-0	0-0	0
Miami (FL)	0	0	0	0.0-0	0.0-0	0	0-0	0-0	0
Campbell	0	1	1	0.0-0	0.0-0	0	0-0	0-0	0
Clemson	0	0	0	0.0-0	0.0-0	0	0-0	0-0	0
NC State	0	0	0	0.0-0	0.0-0	0	0-0	0-0	0

B9BD	ml	Ql	I	IVc	k	WV	Vi	Yl	gT
W. Mich.	0	0	0	0.0-0	0.0-0	0	0-0	0-0	0
S. Dakota	0	0	0	0.0-0	0.0-0	0	0-0	0-0	0
Alabama	0	0	0	0.0-0	0.0-0	0	0-0	0-0	0
Purdue	2	1	3	1.5-16	1.5-16	0	0-0	0-0	0
Rutgers	1	1	2	0.0-0	0.0-0	0	0-0	0-0	0
Northwestern	0	3	3	0.5-5	0.5-5	0	0-0	0-0	0
Penn State	0	0	0	0.0-0	0.0-0	0	0-0	0-0	0
Rutgers	1	0	1	0.0-0	0.0-0	0	0-0	0-0	0
Oregon	0	0	0	0.0-0	0.0-0	0	0-0	0-0	0

Sgi Uui X'Wkk

Tackles:	3 (2x) MR: at Northwestern, Oct. 19, 2024
Tackles for Loss:	1.5 vs. Purdue, Oct. 5, 2024
Sacks:	1.5 vs. Purdue, Oct. 5, 2024

Ls u

Dl QSau l Sm l Yk

JP g 5g 5 D4B 99F  
a u 3J u5/a u 6i gQO

Sgi Uui TUVUe kYh Ukl Ql Yl Ysk

r	Wk	ml	Ql	I	IVc	k	WV	Vi	Yl	gT
2023*	12/8	24	16	40	4.0-13	2.0-11	1	2	0	1
2024	10/1	13	6	19	1.5-3	0.0-0	0	0	0	1
mkS	A8H	BD	F	D9	D76C	B7BA	A	B	9	B
o Yk	A9A	AC	F	A	AEC	97B	9	9	9	9
I	B8I	CG	BB	EI	EZ6F	B7BA	A	B	9	B

Wqd URr GWqd U TUVUe kU

B9BC	ml	Ql	I	IVc	k	WV	Vi	Yl	gT
San Jose St	1	1	2	0.0-0	0.0-0	0	0-0	0-0	0
Nevada	0	2	2	0.0-0	0.0-0	0	0-0	0-0	0
Stanford	1	2	3	0.0-0	0.0-0	0	1-2	0-0	1
Arizona St.	4	3	7	2.0-11	2.0-11	0	0-0	0-0	0
Colorado	2	1	3	0.0-0	0.0-0	0	0-0	0-0	0
Arizona	3	1	4	0.0-0	0.0-0	0	0-0	0-0	0
Notre Dame	6	2	8	1.0-1	0.0-0	0	0-0	0-0	0
Utah	3	1	4	0.0-0	0.0-0	0	0-0	0-0	0
California	3	0	3	0.0-0	0.0-0	1	1-0	0-0	0
Washington	1	0	1	1.0-1	0.0-0	0	0-0	0-0	0
Oregon	0	3	3	0.0-0	0.0-0	0	0-0	0-0	0
UCLA	0	0	0	0.0-0	0.0-0	0	0-0	0-0	0

B9BD	ml	Ql	I	IVc	k	WV	Vi	Yl	gT
W. Mich	0	0	0	0.0-0	0.0-0	0	0-0	0-0	0
S. Dakota	3	2	5	0.5-2	0.0-0	0	0-0	0-0	0
Alabama	3	2	5	0.0-0	0.0-0	0	0-0	0-0	0

USC	2	0	2	0.0-0	0.0-0	0	0-0	0-0	0
Purdue	3	1	4	1.0-1	0.0-0	0	0-0	0-0	1
Rutgers	1	1	2	0.0-0	0.0-0	0	0-0	0-0	0
Northwestern	0	0	0	0.0-0	0.0-0	0	0-0	0-0	0
Penn State	0	0	0	0.0-0	0.0-0	0	0-0	0-0	0
Iowa	1	0	1	0.0-0	0.0-0	0	0-0	0-0	0
Oregon	0	0	0	0.0-0	0.0-0	0	0-0	0-0	0

Sgi Uui X'Wkk

Tackles:	8 at Notre Dame, Oct. 14, 2023
Tackles for Loss:	2.0 at Arizona State, Sept. 23, 2023
Sacks:	2.0 at Arizona State, Sept. 23, 2023
Pass Defensed:	1 (2x) MR: vs. Purdue, Oct. 5, 2024
Fumbles Forced:	1 at California, Oct. 28, 2023
Fumbles Rec.:	1 (2x) MR: at California, Oct. 28, 2023

Ls u

E i Z TUcQe Sr YW

QP C 6g 5 C4B 8GA  
a u 3T u5/b y y 6byv u u6h yx O

Sgi Uui TUVUe kYh Ukl Ql Yl Ysk

r	Wk	ml	Ql	I	I Vc	k	WV	Vi	Yl	gT
2020*	3/0	0	0	0	0.0-0	0.0-0	0	0	0	0
2021**	13/0	8	3	11	0.0-0	0.0-0	0	0	1	1
2022**	12/0	19	4	23	0.0-0	0.0-0	1	0	3	3
2023**	13/0	15	13	28	0.5-0	0.0-0	0	0	1	10
2024	9/0	6	1	7	0.0-0	0.0-0	0	0	0	0
eUR	C89	9	9	9	9789	9789	9	9	9	9
I f c	CH89	DB	B9	FB	9789	9789	A	9	B	A
o Yk	I89	F	A	G	9789	9789	9	9	9	9
I	E89	DH	BA	FI	9789	9789	A	9	B	A

Purdue	2	0	2	0.0-0	0.0-0	0	0-0	0-0	0
Rutgers	0	0	0	0.0-0	0.0-0	0	0-0	0-0	0
Northwestern	1	0	1	0.0-0	0.0-0	0	0-0	0-0	0
Penn State	1	0	1	0.0-0	0.0-0	0	0-0	0-0	0
Oregon	0	0	0	0.0-0	0.0-0	0	0-0	0-0	0

SQI UII XWKK									
Tackles:	8 vs. Wyoming, Dec. 30, 2023								
Interceptions:	1 (2x) MR: vs. W. Michigan, Aug. 23, 2023								
Sacks:	--								
Passes Def:	2 (3x) MR: vs. Wyoming, Dec. 30, 2023								

Ls LLs

BAZF eQk TmScf eQ									
QP T 5T 5 C47 8FF									
bu y 3T u5/bu y 0									

SQI UII TUVUekYUki QI YI YSk									
r	V8k	m	Q	I	I Vc	k	WV	Vi	YI gT
2023	12/0	1	1	2	0.0-0	0.0-0	0	0	0
2024	3/0	2	0	2	0.0-0	0.0-0	0	0	0
I	A89	C	A	D	978	978	9	9	9

WQd U6Rr 8AQd U TUVUe kU									
B9BC	m	Q	I	I Vc	k	WV	Vi	YI gT	
Wash. St.	0	0	0	0.0-0	0.0-0	0	0-0	0-0	0
Ga. Southern	0	0	0	0.0-0	0.0-0	0	0-0	0-0	0
Purdue	0	0	0	0.0-0	0.0-0	0	0-0	0-0	0
Rutgers	1	0	1	0.0-0	0.0-0	0	0-0	0-0	0
Iowa	0	0	0	0.0-0	0.0-0	0	0-0	0-0	0
Illinois	0	0	0	0.0-0	0.0-0	0	0-0	0-0	0
Ohio State	0	0	0	0.0-0	0.0-0	0	0-0	0-0	0
Indiana	0	0	0	0.0-0	0.0-0	0	0-0	0-0	0
Northwestern	0	0	0	0.0-0	0.0-0	0	0-0	0-0	0
Nebraska	0	0	0	0.0-0	0.0-0	0	0-0	0-0	0
Minnesota	0	0	0	0.0-0	0.0-0	0	0-0	0-0	0
LSU	0	1	1	0.0-0	0.0-0	0	0-0	0-0	0
B9BD	m	Q	I	I Vc	k	WV	Vi	YI gT	
W. Michigan	0	0	0	0.0-0	0.0-0	0	0-0	0-0	0
S. Dakota	0	0	0	0.0-0	0.0-0	0	0-0	0-0	0
Alabama	2	0	2	0.0-0	0.0-0	0	0-0	0-0	0

SQI UII XWKK									
Tackles:	2 vs. Alabama, Sept. 14, 2024								
Interceptions:	--								
Passes Def:	--								

ACTQi i Y e Tmgi UU									
f P T 5T 5 C47 97C									
Q wu' 3V5/a Qu y 0									

SQI UII i mkX'Y Wkl QI YI YSk									
r	V8k	Q	r	I T	r8S	cW			
2024	9/0	64	239	1	3.7	15			
I	I 89	FD	BCI	A	CG	AE			

SQI UII i USU'Y Wkl QI YI YSk									
r	V8k	i	r	I T	r8S	cW			
2024	9/0	10	105	0	10.5	26			
I	I 89	A	A9E	9	A9E	BF			

WQd U6Rr 8AQd U i mkX'Y Wkl USU'Y W									
B9BD	Q	r	I T	c	i	r	I T	c	
S. Dakota	6	24	0	6	0	0	0	0	
Alabama	8	24	0	8	0	0	0	0	
USC	2	13	0	10	1	4	0	4	
Purdue	7	24	0	13	2	23	0	18	
Rutgers	10	26	1	7	2	20	0	12	
Northwestern	11	40	0	9	1	26	0	26	
Penn State	3	3	0	3	1	14	0	14	
Iowa	7	52	0	15	2	17	0	13	
Oregon	10	33	0	7	1	1	0	1	

SQI UII XWKK									
Rushing Att:	11 at Northwestern, Oct. 19, 2024								
Rushing Yards:	52 at Iowa, Nov. 2, 2024								
Rushing TDs:	1 at Rutgers, Oct. 12, 2024								
Long Rush:	15 vs. Iowa, Nov. 2, 2024								
Receptions:	2 (3x) MF: at Iowa, Nov. 2, 2024								
Receiving Yards:	26 at Northwestern, Oct. 19, 2024								
Receiving TDs:	--								
Long Rec.:	26 at Northwestern, Oct. 19, 2024								

BASQd VQe U									
k f g 5T 5 D48 8ED									
O ' 3hy u /Sx'y x0									

SQI UII i mkX'Y Wkl QI YI YSk									
r	V8k	Q	r	I T	r8S	cW			
2022	1/0	0	0	0	--	--			
I	A89	9	9	9	65	65			

SQI UII i USU'Y Wkl QI YI YSk									
r	V8k	i	r	I T	r8S	cW			
2022	1/0	0	0	0	--	--			
I	A89	9	9	9	65	65			

WQd U6Rr 8AQd U i mkX'Y Wkl USU'Y W									
B9BB	Q	r	I T	c	i	r	I T	c	
Minnesota	0	0	0	0	0	0	0	0	

A9ersUi Vf mi hmi UQe									
QP Y 5Y 5D48 8G7									
a y 3c /a y 6U u x j u y g u y 0									

SQI UII TUVUekYUki QI YI YSk									
r	V8k	m	Q	I	I Vc	k	WV	Vi	YI gT
2023	12/5	25	10	35	3.0-14	2.0-12	0	0	1
2024	10/10	33	11	44	2.0-3	0.0-0	0	1	6
I	BB8AE	EH	BA	G	E26G	B26B	9	A	A G

WQd U6Rr 8AQd U TUVUe kU									
B9BC	m	Q	I	I Vc	k	WV	Vi	YI gT	
Buffalo	2	1	3	0.0-0	0.0-0	0	0-0	0-0	0
Wash State	0	0	0	0.0-0	0.0-0	0	0-0	0-0	0
Ga. Southern	1	1	2	0.0-0	0.0-0	0	0-0	0-0	0
Purdue	1	1	2	0.0-0	0.0-0	0	0-0	0-0	0
Rutgers	1	0	1	0.0-0	0.0-0	0	0-0	0-0	0
Illinois	1	3	4	0.5-2	0.0-0	0	0-0	0-0	1
Ohio State	3	1	4	0.0-0	0.0-0	0	0-0	0-0	0
Indiana	3	0	3	1.0-2	0.0-0	0	0-0	0-0	0
Northwestern	3	0	3	0.0-0	0.0-0	0	0-0	0-0	0
Nebraska	2	0	2	1.0-7	1.0-7	0	0-0	0-0	1
Minnesota	6	1	7	1.0-5	1.0-5	0	0-0	0-0	0
LSU	3	5	8	0.0-0	0.0-0	0	0-0	0-0	0
B9BD	m	Q	I	I Vc	k	WV	Vi	YI gT	
W. Michigan	3	4	7	0.0-0	0.0-0	0	0-0	0-0	0
S. Dakota	1	0	1	0.0-0	0.0-0	0	0-0	0-0	1
Alabama	2	1	3	0.0-0	0.0-0	0	0-0	0-0	0
USC	6	1	7	1.0-2	0.0-0	0	0-0	0-0	2
Purdue	1	0	1	0.0-0	0.0-0	0	0-0	0-0	0
Rutgers	2	0	2	0.0-0	0.0-0	0	0-0	0-0	1
Northwestern	1	2	3	0.0-0	0.0-0	0	0-0	0-0	1
Penn State	6	2	8	0.0-0	0.0-0	0	1-0	0-0	0
Iowa	4	1	5	0.0-0	0.0-0	0	0-0	0-0	0
Oregon	7	0	7	1.0-1	0.0-0	0	0-0	1-10	1

SQI UII XWKK									
Tackles:	8 (2x) MR: vs. Penn State, Oct. 26, 2024								
Tackles for Loss:	1.0 (5x) MR: vs. Oregon, Nov. 16, 2024								
Sacks:	1.0 (2x) MR: at Minnesota, Nov. 25, 2023								
Interceptions:	1 vs. Oregon, Nov. 16, 2024								
Passes Def:	2 at USC, Sept. 28, 2024								

I Ri r kf e W Ue									
k f Y 5Y 5D47 97C									
O y 3hy u /O y 6c u u g u y 0									

SQI UII i mkX'Y Wkl QI YI YSk						
r	W8k	Q	r	I T	r8S	cW
2021*	12/6	0	0	0	--	--
2022*	11/11	1	-5	0	-5.0	-5
2023	11/11	0	0	0	--	--
2024	6/6	0	0	0	--	--
f k 7	BC8AG	A	6E	9	6E2	6E
o 7	AG8AG	9	9	9	65	65
i	D98CD	A	6E	9	6E2	6E

## WISCONSIN FOOTBALL 2024

CAWtUf e Y mQ

f P T 5T 5 C4G 9A9

Uu y v ' 3a x5/Uu y v ' O

SQI UUI i mkX'Y Wkl Ql 'kI 'Sk

r	W8k	Q	r	IT	r8S	cW
2024	1/0	2	4	0	2.0	4
I	A89	B	D	9	B79	D

SQI UUI i USU'Y Wkl Ql 'kI 'Sk

r	W8k	i	r	IT	r8S	cW
2024	1/0	0	0	0	--	--
I	A89	9	9	9	66	66

	WQd U6Rr 6WQd U i mkX'Y W8i USU'Y W							
		i				i		
B9BD	Q	r	IT	c		i	r	IT c
Purdue	2	4	0	4		0	0	0 --

SQI UUI X'WKK

Rushing Att.: 2 vs. Purdue, Oct. 5, 2024

Rushing Yards: 4 vs. Purdue, Oct. 5, 2024

Rushing TDs: --

Long Rush: 4 vs. Purdue, Oct. 5, 2024

BGI r cUi ZQe kUr

JP T 5T 5 D47 9A7

Pu u u3W5/Pu u uO

SQI UUI TUVUe k'Y Ukl Ql 'kI 'Sk

r	W8k	mI	Ql	I	I Vc8	k 8	VV	Vi	Yl	gT
2023	5/0	0	2	2	0.0-0	0.0-0	0	0	0	0
2024	3/0	0	0	0	0.0-0	0.0-0	0	0	0	0
I	H89	9	B	B	9789	9789	9	9	9	9

WQd U6Rr 6WQd U TUVUe kU

B9BC mI Ql I I Vc8 k 8 VV Vi Yl gT

Rutgers	0	0	0	0.0-0	0.0-0	0	0-0	0-0	0	0
Northwestern	0	1	1	0.0-0	0.0-0	0	0-0	0-0	0	0
Nebraska	0	0	0	0.0-0	0.0-0	0	0-0	0-0	0	0
Minnesota	0	1	1	0.0-0	0.0-0	0	0-0	0-0	0	0
LSU	0	0	0	0.0-0	0.0-0	0	0-0	0-0	0	0

B9BD mI Ql I I Vc8 k 8 VV Vi Yl gT

S. Dakota	0	0	0	0.0-0	0.0-0	0	0-0	0-0	0	0
Purdue	0	0	0	0.0-0	0.0-0	0	0-0	0-0	0	0
Rutgers	1	0	1	0.0-0	0.0-0	0	0-0	0-0	0	0

SQI UUI X'WKK

Tackles: 1 (3x) MR: at Rutgers, Oct. 12, 2024

Tackles for loss: --

Sacks: --

CD SXQi cYU ZQi n Yk

g Y 5g 5 D48 97E

Vu u x3k 5/Qu way uO

SQI UUI TUVUe k'Y Ukl Ql 'kI 'Sk

r	W8k	mI	Ql	I	I Vc8	k 8	VV	Vi	Yl	gT
2024	5/0	0	0	0	0.0-0	0.0-0	0	0	0	0
I	E89	9	9	9	9789	9789	9	9	9	9

WQd U6Rr 6WQd U TUVUe kU

B9BD mI Ql I I Vc8 k 8 VV Vi Yl gT

Rutgers	0	0	0	0.0-0	0.0-0	0	0-0	0-0	0	0
Northwestern	0	0	0	0.0-0	0.0-0	0	0-0	0-0	0	0
Penn State	0	0	0	0.0-0	0.0-0	0	0-0	0-0	0	0
Iowa	0	0	0	0.0-0	0.0-0	0	0-0	0-0	0	0
Oregon	0	0	0	0.0-0	0.0-0	0	0-0	0-0	0	0

SQI UUI X'WKK

Tackles: --

Tackles for loss: --

Sacks: --

GF T YcQe Zf Xe kf e

RJ T 5T 5 D48 9GA

du zy x3W5Y y Qu w

SQI UUI TUVUe k'Y Ukl Ql 'kI 'Sk

r	W8k	mI	Ql	I	I Vc8	k 8	VV	Vi	Yl	gT
2024	9/0	2	3	5	0.0-0	0.0-0	0	0	0	0
I	I89	B	C	E	9789	9789	9	9	9	9

WQd U6Rr 6WQd U TUVUe kU

B9BD mI Ql I I Vc8 k 8 VV Vi Yl gT

W. Michigan	0	0	0	0.0-0	0.0-0	0	0-0	0-0	0	0
S. Dakota	0	0	0	0.0-0	0.0-0	0	0-0	0-0	0	0
Alabama	0	1	1	0.0-0	0.0-0	0	0-0	0-0	0	0
Purdue	0	0	0	0.0-0	0.0-0	0	0-0	0-0	0	0
Rutgers	0	0	0	0.0-0	0.0-0	0	0-0	0-0	0	0
Northwestern	0	1	1	0.0-0	0.0-0	0	0-0	0-0	0	0
Penn State	0	0	0	0.0-0	0.0-0	0	0-0	0-0	0	0
Iowa	1	0	1	0.0-0	0.0-0	0	0-0	0-0	0	0
Oregon	1	1	2	0.0-0	0.0-0	0	0-0	0-0	0	0

SQI UUI X'WKK

Tackles: 2 vs. Oregon, Nov. 16, 2024

Tackles for loss: --

Sacks: --

GT Y'Y Zf e Uk

f P T 5T 5 D47 97D

Ju y 3a x5/c Jux zU x Q yO

SQI UUI i mkX'Y Wkl Ql 'kI 'Sk

r	W8k	Q	r	IT	r8S	cW
2024	3/0	16	88	0	5.5	47
I	C89	A	H	9	E	D

SQI UUI i USU'Y Wkl Ql 'kI 'Sk

r	W8k	i	r	IT	r8S	cW
2024	3/0	0	0	0	--	--
I	C89	9	9	9	66	66

WQd U6Rr 6WQd U i mkX'Y W8i USU'Y W								
	i				i			
B9BD	Q	r	IT	c	i	r	IT	c
S. Dakota	4	14	0	6	0	0	0	--
Purdue	7	65	0	47	0	0	0	--
Rutgers	5	9	0	3	0	0	0	--

SQI UUI X'WKK

Rushing Att.: 7 vs. Purdue, Oct. 5, 2024

Rushing Yards: 65 vs. Purdue, Oct. 5, 2024

Rushing TDs: --

Long Rush: 47 vs. Purdue, Oct. 5, 2024

Receptions: --

Receiving Yards: --

B I i USX a Ua QXme Q

k f T 5T 5 C47 8F7

V 3Vu u /P U u O

SQI UUI i mkX'Y Wkl Ql 'kI 'Sk

r	W8k	Q	r	IT	r8S	cW
2023	4/0	0	0	0	--	--
2024	10/0	0	0	0	--	--
I	A89	9	9	9	66	66

SQI UUI i USU'Y Wkl Ql 'kI 'Sk

r	W8k	i	r	IT	r8S	cW
2023	4/0	4	64	0	16.0	24
2024	10/0	16	236	2	14.8	69
I	A89	B9	C99	B	A	F

SQI UUI a 'Saf VVi UI mi e kI Ql 'kI 'Sk

r	W8k	i	r	IT	Q	cW
2023	4/0	2	54	0	27.0	37
2024	10/0	7	142	0	20.3	28
I	A89	I	A	F	9	B

WQd U6Rr	6WQd U i	mkX'Y	W8i	USU'Y	W
	i			i	
B9BC	Q	r	IT	c	
Indiana	0	0	0	--	0
Northwestern	0	0	0	--	0
Nebraska	0	0	0	--	0
Minnesota	0	0	0	--	0
LSU	0	0	0	--	4 64 0 24
B9BD	Q	r	IT	c	
W. Michigan	0	0	0	--	3 34 0 14
S. Dakota	0	0	0	--	1 8 0 8
Alabama	0	0	0	--	0 0 0 --
USC	0	0	0	--	0 0 0 --
Purdue	0	0	0	--	6 134 2 69
Rutgers	0	0	0	--	4 39 0 16
Northwestern	0	0	0	--	1 18 0 18

Penn State	0	0	0	--	0	0	0	--
Iowa	0	0	0	--	0	0	0	--
Oregon	0	0	0	--	1	3	0	3

WQd U6Rr 6WQd U a 'Saf VVi UI mi e k

B9BC i r IT Q c

Nebraska	1	17	0	17.0	17
LSU	1	37	0	37.0	37

B9BD i r IT Q c

W. Michigan	3	62	0	20.7	28
South Dakota	4	80	0	20.0	22

SQI UUI X'WKK

Receptions: 6 vs. Purdue, Oct. 5, 2024

Receiving Yards: 134 vs. Purdue, Oct. 5, 2024

Receiving TDs: 2 vs. Purdue, Oct. 5, 2024

Long Reception: 69 vs. Purdue, Oct. 5, 2024

Kick Returns: 4 vs. South Dakota, Sept. 7, 2024

Kick Ret. Yards: 62 vs. W. Michigan, Aug. 30, 2024

Long Kick Ret.: 37 vs. LSU, Jan. 1, 2024

I G W8n Y' cQXd

[ g 5g 5 D47 99C

[u u u3k 5/[u u uO

SQI UUI a 'Saf VVi Ql 'kI 'Sk

r	W8k	e	r	Q	7
2022	9/0	44	2,554	58.0	
2023	8/0	32	1,955	61.1	
2024	10/0	49	3,155	64.4	
I	B89	A	G	F	F

SQI UUI a 'Saf VVi Ql 'kI 'Sk

r	W8k	VWd	VWQ	VW	c	gQl	gQl .
2022	9/0	0	0	--	--	0-0	--
2023	8/0	0	0	--	--	0-0	--
2024	10/0	0	0	--	--	0-0	--
I	B89	9	9	66	66	98	66

WQd U6Rr 6WQd U a 'Saf V

	V	W	a				gQl
B9BB	d 8Q	c R	e	r	Q	I R f R	d 8Q
N. Mexico St.	0-0	--	0	11	699	63.5	6
Northwestern	0-0	--	0	2	108	54.0	1
Michigan St.	0-0	--	0	2	123	61.5	0
Purdue	0-0	--	0	6	385	64.2	5
Maryland	0-0	--	0	6	348	58.0	2
Iowa	0-0	--	0	3	175	58.3	0
Nebraska	0-0	--	0	4	224	56.0	0
Minnesota	0-0	--	0	5	303	60.6	0
Oklahoma St.	0-0	--	0	5	289	57.8	0

B9BC d 8Q c R e r Q I R f R d 8Q

Iowa	0-0	--	0	4	260	65.0	2
Illinois	0-0	--	0	5	299	59.8	4
Ohio State	0-0	--	0	2	126	63.0	1
Indiana	0-0	--	0	3	177	59.0	0
Northwestern	0-0	--	0	3	188	62.7	1
Nebraska	0-0	--	0	4	256	64.0	3
Minnesota	0-0	--	0	5	283	56.6	0
LSU	0-0	--	0	6	366	61.0	1

B9BD d 8Q c R e r Q I R f R d 8Q

W. Michigan	0-0	--	0	5	322	64.4	4
S. Dakota	0-0	--	0	6	390	65.0	6
Alabama	0-0	--	0	3	195	65.0	3
USC	0-0	--	0	4	258	64.5	3
Purdue	0-0	--	0	9	582	64.7	6
Rutgers	0-0	--	0	7	447	63.9	5
Northwestern	0-0	--	0	4	253	63.2	2
Penn State	0-0	--	0	4	256	64.0	2
Iowa	0-0	--	0	3	195	65.0	3
Oregon	0-0	--	0	4	257	64.2	3

SQI UUI X'WKK

FG Attempted: --

PAT Attempted: --

Kickoffs: 11 vs. New Mexico State, Sept. 17, 2022

Kickoff Yards: 699 vs. New Mexico State, Sept. 17, 2022

Kickoff Average: 65.0 (3x) MR: vs. Alabama, Sept. 14, 2024

Touchbacks: 6 (3x) MR: vs. Purdue, Oct. 5, 2024





Wake Forest	2	3	5	0.5-0	0.5-0	0	0-0	0-0	0
Boston Col.	2	4	6	0.0-0	0.0-0	0	0-0	0-0	0
Minnesota	0	0	0	0.0-0	0.0-0	0	0-0	0-0	0
B9BC	mf	ql	l	I Vcθ	k θ	VV	Vi	Yl	gT
Colgate	0	2	2	0.5-0	0.0-0	0	0-0	0-0	0
W. Michigan	1	0	1	0.0-0	0.0-0	0	1-0	0-0	0
Purdue	4	1	5	0.0-0	0.0-0	0	0-0	0-0	0
Army	2	2	4	0.5-0	0.5-0	0	0-0	0-0	0
Clemson	2	1	3	2.5-0	2.0-0	0	0-0	0-0	1
NC State	3	3	6	1.0-0	1.0-0	0	0-0	0-0	0
Florida St.	2	1	3	0.0-0	0.0-0	0	0-0	0-0	0
Virginia T.	3	3	6	1.0-0	0.0-0	0	0-0	0-0	0
Boston Col.	1	2	3	0.0-0	0.0-0	0	0-0	0-0	0
Pitt	0	3	3	0.0-0	0.0-0	0	0-0	0-0	0
Ga. Tech	5	3	8	1.0-0	0.0-0	0	0-0	0-0	0
Wake Forest	1	1	1	0.0-0	0.0-0	0	0-0	0-0	0
B9BD	mf	ql	l	I Vcθ	k θ	VV	Vi	Yl	gT
W. Michigan	3	1	4	0.0-0	0.0-0	0	0-0	0-0	0
S. Dakota	1	1	2	0.0-0	0.0-0	0	0-0	0-0	0
Alabama	4	1	5	1.0-1	1.0-1	0	0-0	0-0	0
USC	2	2	4	0.0-0	0.0-0	0	0-0	0-0	0
Purdue	2	1	3	0.0-0	0.0-0	0	0-0	0-0	0
Rutgers	0	1	1	0.0-0	0.0-0	0	0-0	0-0	0
Northwestern	0	1	1	0.0-0	0.0-0	0	0-0	0-0	0
Penn State	3	0	3	0.0-0	0.0-0	0	0-0	0-0	0
Iowa	1	2	3	0.0-0	0.0-0	0	0-0	0-0	0
Oregon	1	0	1	0.0-0	0.0-0	0	0-0	0-0	0

Sqi Uui	XWkK
Tackles:	8 at Georgia Tech, Nov. 18, 2023
Tackles for Loss:	3.5 vs. Wagner, Oct. 1, 2022
Sacks:	2.0 vs. Clemson, Sept. 30, 2023
Pass Defensed:	1 (2x) MR: vs. Clemson, Sept. 30, 2023
Fumbles Forced:	1 vs. Virginia, Sept. 23, 2023
Fumbles Rec.:	1 at Purdue, Sept. 16, 2023

Ls

F pQnYli	cmSgK
QP	T 5T 5 D4θ 8GF
d	u Pyuw 3T u5O y wu Vy u'y

Sqi Uui	TUVUe kYhUkl Ql Yl Ysk
r	Wk mf ql l I Vcθ k θ VV Vi Yl gT
2024	9/0 7 4 11 1.0-7 0.5-7 0 0 1 2
I	I 89 G D A A 8θ 9 9 9 A B

WQd U6Rr	6WQd U TUVUe kU
B9BD	mf ql l I Vcθ k θ VV Vi Yl gT
W. Michigan	1 1 2 0.0-0 0.0-0 0 0-0 1-0 0
S. Dakota	0 0 0 0.0-0 0.0-0 0 0-0 0-0 0
Alabama	0 0 0 0.0-0 0.0-0 0 0-0 0-0 0
USC	2 0 2 0.0-0 0.0-0 0 0-0 0-0 0
Purdue	1 0 1 0.0-0 0.0-0 0 0-0 0-0 1
Rutgers	1 2 3 0.5-0 0.0-0 0 0-0 0-0 0
Northwestern	1 0 1 0.0-0 0.0-0 0 0-0 0-0 1
Iowa	0 0 0 0.0-0 0.0-0 0 0-0 0-0 0
Oregon	1 1 2 0.5-7 0.5-7 0 0-0 0-0 0

Sqi Uui	XWkK
Tackles:	3 at Rutgers, Oct. 12, 2024
Tackles for loss:	0.5 (2x) MR: vs. Oregon, Nov. 16, 2024
Sacks:	0.5 vs. Oregon, Nov. 16, 2024
Interceptions:	1 vs. Western Michigan, Aug. 30, 2024
Passes Def.:	1 (2x) MR: at Northwestern, Oct. 19, 2024

I F SQTUd	Tf e QcT
RS	g 5Y 5 D4θ 9FC
V	3k 5/Y x O

Sqi Uui	TUVUe kYhUkl Ql Yl Ysk
r	Wk mf ql l I Vcθ k θ VV Vi Yl gT
2020	2/0 0 0 0 0.0-0 0.0-0 0 0 0 0
2021	Did not play
2022	11/0 1 5 6 0.0-0 0.0-0 0 0 0 0
2023	10/0 0 3 3 0.0-0 0.0-0 0 0 0 0
2024	9/0 1 2 3 0.0-0 0.0-0 0 0 0 0
I	CB9 B A 8 9 9 9 9 9 9

WQd U6Rr	6WQd U TUVUe kU
B9B9	mf ql l I Vcθ k θ VV Vi Yl gT
Minnesota	0 0 0 0.0-0 0.0-0 0 0-0 0-0 0
Wake Forest	0 0 0 0.0-0 0.0-0 0 0-0 0-0 0
B9BB	mf ql l I Vcθ k θ VV Vi Yl gT
Illinois State	0 0 0 0.0-0 0.0-0 0 0-0 0-0 0

Wash. State	0	0	0	0.0-0	0.0-0	0	0-0	0-0	0
N. Mexico St.	1	1	2	0.0-0	0.0-0	0	0-0	0-0	0
Ohio State	0	0	0	0.0-0	0.0-0	0	0-0	0-0	0
Illinois	0	0	0	0.0-0	0.0-0	0	0-0	0-0	0
Northwestern	0	1	1	0.0-0	0.0-0	0	0-0	0-0	0
Michigan St.	0	2	2	0.0-0	0.0-0	0	0-0	0-0	0
Purdue	0	0	0	0.0-0	0.0-0	0	0-0	0-0	0
Maryland	0	1	1	0.0-0	0.0-0	0	0-0	0-0	0
Iowa	0	0	0	0.0-0	0.0-0	0	0-0	0-0	0
Oklahoma St.	0	0	0	0.0-0	0.0-0	0	0-0	0-0	0

B9BC	mf ql l I Vcθ k θ VV Vi Yl gT
Buffalo	0 0 0 0.0-0 0.0-0 0 0-0 0-0 0
Rutgers	0 0 0 0.0-0 0.0-0 0 0-0 0-0 0
Iowa	0 1 1 0.0-0 0.0-0 0 0-0 0-0 0
Illinois	0 1 1 0.0-0 0.0-0 0 0-0 0-0 0
Ohio State	0 0 0 0.0-0 0.0-0 0 0-0 0-0 0
Indiana	0 1 1 0.0-0 0.0-0 0 0-0 0-0 0
Northwestern	0 0 0 0.0-0 0.0-0 0 0-0 0-0 0
Nebraska	0 0 0 0.0-0 0.0-0 0 0-0 0-0 0
Minnesota	0 0 0 0.0-0 0.0-0 0 0-0 0-0 0
LSU	0 0 0 0.0-0 0.0-0 0 0-0 0-0 0
B9BD	mf ql l I Vcθ k θ VV Vi Yl gT
W. Michigan	0 1 1 0.0-0 0.0-0 0 0-0 0-0 0
S. Dakota	0 0 0 0.0-0 0.0-0 0 0-0 0-0 0
USC	1 0 1 0.0-0 0.0-0 0 0-0 0-0 0
Purdue	0 0 0 0.0-0 0.0-0 0 0-0 0-0 0
Rutgers	0 0 0 0.0-0 0.0-0 0 0-0 0-0 0
Northwestern	0 0 0 0.0-0 0.0-0 0 0-0 0-0 0
Penn State	0 0 0 0.0-0 0.0-0 0 0-0 0-0 0
Iowa	0 1 1 0.0-0 0.0-0 0 0-0 0-0 0
Oregon	0 0 0 0.0-0 0.0-0 0 0-0 0-0 0

Sqi Uui	XWkK
Tackles:	2 (2x) MR: at Michigan St., Oct. 15, 2022
Tackles for Loss:	--
Passes Def.:	--

HG ZQSakf	e d SW XQe
hS	g 5g 5 D4A 99C
a u	v ' 3c /a u v ' 6jgi O

Sqi Uui	I USUyh Wkl Ql Yl Ysk
r	Wk Q r I T c i r I T c
2023*	8/0 0 0 0 0 -- --
2024	3/0 1 2 0 2.0 2
I	A 89 A B 9 B 9 B

Sqi Uui	TUVUe kYhUkl Ql Yl Ysk
r	Wk mf ql l I Vcθ k θ VV Vi Yl gT
2023*	8/0 0 1 1 0.0-0 0.0-0 0 0 0 0
2024	3/0 0 0 0 0.0-0 0.0-0 0 0 0 0
I	A 89 9 A A 9 9 9 9 9 9

WQd U6Rr	6WQd U I mkX Yh Vli USUyh W
B9BD	Q r I T c i r I T c
Purdue	0 0 0 0 -- 1 2 0 2
Rutgers	0 0 0 0 -- 0 0 0 --

WQd U6Rr	6WQd U TUVUe kU
B9BC3	mf ql l I Vcθ k θ VV Vi Yl gT
Texas A&M	0 1 1 0.0-0 0.0-0 0 0-0 0-0 0

Sqi Uui	XWkK
Receptions:	1 vs. Purdue, Oct. 5, 2024
Receiving Yards:	2 vs. Purdue, Oct. 5, 2024
Long Reception:	2 vs. Purdue, Oct. 5, 2024
Receiving TDs:	--
Tackles:	1 vs. Texas A&M, Nov. 25, 2023

Ls

ASXUs	d UccmkY
f P	C 6g 5 C48 987
bu	y 3T u5/bu y 6Qy O

Sqi Uui	I mkX Yh Wkl Ql Yl Ysk
r	Wk Q r I T r 8S cW
2019*	12/0 44 276 3 6.3 57
2020*	10/0 27 151 3 5.6 38
2021	9/9 173 815 5 4.7 60
2022	9/1 112 473 2 4.2 51
2023	4/1 51 306 4 6.0 89
2024	4/3 56 232 3 4.3 21
S	7 BB89 GA DBG F F 9 EG
o	7 BF8AD CI B A 8BF AD D 9 HI
I	DH8AD DFC BSEC B9 D7 HI

Sqi Uui	I USUyh Wkl Ql Yl Ysk
r	Wk i r I T r 8S cW
2019*	12/0 0 0 0 -- --
2020*	10/0 5 38 1 7.6 23
2021	9/9 7 66 0 9.4 35
2022	8/1 2 25 1 12.5 23
2023	4/1 3 12 0 4.0 11
2024	4/3 6 17 0 2.8 10
S	7 BB89 E CH A GF BC
o	7 BF8AD AH A 89 A F 9 CE
I	DH8AD BC AEH B F7 CE

WQd U6Rr	6WQd U I mkX Yh Vli USUyh W
B9A 3	Q r I T c i r I T c
Georgia Tech	6 36 0 12 0 0 0 0
Syracuse	1 57 1 57 0 0 0 0
Charlotte	6 33 0 8 0 0 0 0
N. Carolina	0 0 0 0 0 0 0 0
Florida State	5 22 0 12 0 0 0 0
Louisville	5 35 1 16 0 0 0 0
Boston College	4 17 0 8 0 0 0 0
Wofford	8 57 0 11 0 0 0 0
NC State	2 5 0 7 0 0 0 0
Wake Forest	2 5 0 4 0 0 0 0
S. Carolina	2 5 0 4 0 0 0 0
Virginia	3 7 1 4 0 0 0 0

B9B9 3	Q r I T c i r I T c
Citadel	4 25 0 8 1 -1 0 0
Virginia	3 10 1 8 0 0 0 0
Miami (Fla.)	2 13 0 9 0 0 0 0
Georgia Tech	5 21 1 13 0 0 0 0
Syracuse	3 4 0 3 0 0 0 0
Notre Dame	1 5 0 5 0 0 0 0
Pittsburgh	5 27 1 14 2 8 1 9
Virginia Tech	3 44 0 38 0 0 0 0
Notre Dame	1 2 0 2 2 31 0 23
Ohio State	0 0 0 0 0 0 0 0

B9BA	Q r I T c i r I T c
Penn State	31 121 1 19 2 8 0 6
E. Michigan	20 144 1 60 0 0 0 0
Notre Dame	18 54 0 10 2 39 0 35
Michigan	6 13 0 4 1 8 0 8
Illinois	21 145 1 23 1 0 0 0
Army	16 58 0 12 0 0 0 0
Purdue	27 149 1 35 1 11 0 11
Iowa	19 48 0 5 0 0 0 0
Rutgers	15 75 1 14 0 0 0 0

B9BB	Q r I T c i r I T c
Illinois State	10 48 0 15 1 2 0 2
Washington St	15 44 0 9 0 0 0 0
N. Mexico St.	10 71 1 16 0 0 0 0
Ohio State	4 13 0 6 0 0 0 0
Illinois	7 16 0 5 0 0 0 0
Northwestern	10 31 0 8 1 23 1 23
Nebraska	21 98 0 11 0 0 0 0
Minnesota	19 75 0 14 0 0 0 0
Oklahoma St.	16 77 1 51 0 0 0 0

B9BC	Q r I T c i r I T c
Buffalo	13 157 2 89 0 0 0 0
Washington St	12 49 1 17 0 0 0 0
Ga. Southern	15 61 1 9 2 13 0 11
Purdue	11 39 0 13 1 -1 0 -1

B9BD	Q r I T c i r I T c
Buffalo	19 74 1 11 1 3 0 0
S. Dakota	16 60 2 9 1 2 0 2
Alabama	11 66 0 21 4 12 0 10
USC	10 32 0 7 0 0 0 --

SQI UUI X'WKK

Rushing Att.:	31 vs. Penn State, Sept. 4, 2021
Rushing Yards:	157 vs. Buffalo, Sept. 2, 2023
Rush TDs:	2 (2x) MR: vs. W. Dakota, Sept. 7, 2024
Long Rush:	89 vs. Buffalo, Sept. 2, 2023
Receptions:	4 vs. Alabama, Sept. 14, 2024
Receiving Yards:	39 vs. Notre Dame, Sept. 25, 2021
Receiving TDs:	1 (2x) MR: at Northwestern, Oct. 8, 2022
Long Reception:	35 vs. Notre Dame, Sept. 25, 2021

Ls u

Aad QRi Ur d UI I QmUj

eP	T	5T	5	D4B	9A7
h y k	x u x	3hy u	/h y k	x u x	O

SQI UUI gQkk'Y Wkl Ql 'kI 'Sk

r	Wk	S	Q	Y	r	I	T	g	c	U
2024	3/0	1	1	0	2	0	1.000	2	116.8	
I	C89	A	A	9	B	9	A899	B	AF7H	

SQI UUI i mkX'Y Wkl Ql 'kI 'Sk

r	Wk	Q	r	I	T	r8S	cW
2024	3/0	1	2	0	2.0	2	
I	C89	A	B	9	B78	B	

WQd U6Rr 6WQd U gQkk'Y W

B9BD	k	Q	S	Y	g	r	I	T	U
Purdue		1	1	0	1.000	2	0	116.8	
Rutgers		0	0	0	--	0	0	--	
Northwestern		0	0	0	--	0	0	--	

WQd U6Rr 6WQd UI i mkX'Y W8i US UYh'Y W

B9BD	i	Q	r	I	T	c	i	r	I	T	c
Purdue		1	2	0	2	0	0	0	--		
Rutgers		0	0	0	--	0	0	0	--		
Northwestern		0	0	0	--	0	0	0	--		

SQI UUI X'WKK

Completions:	1 vs. Purdue, Oct. 5, 2024
Att.:	1 vs. Purdue, Oct. 5, 2024
Yards:	2 vs. Purdue, Oct. 5, 2024
Touchdowns:	--
Interceptions:	--
Long Pass:	2 vs. Purdue, Oct. 5, 2024
Effic. Rating:	116.8 vs. Purdue, Oct. 5, 2024
Rushing Att.:	1 vs. Purdue, Oct. 5, 2024
Rushing Yards:	2 vs. Purdue, Oct. 5, 2024
Rushing TDs:	--
Long Rush:	2 vs. Purdue, Oct. 5, 2024

C9 QcUp d f UccUi

k f	g	5Y	5	C4B	8EC
O	'	Vy'	3W5/d	ywO	

SQI UUI i US UYh'Y Wkl Ql 'kI 'Sk

r	Wk	i	r	I	T	r8S	cW
2024	1/0	0	0	0	--	--	
I	A89	9	9	9	65	65	

WQd U6Rr 6WQd UI i mkX'Y W8i US UYh'Y W

B9BD	i	Q	r	I	T	c	i	r	I	T	c
Purdue		0	0	0	--	0	0	0	--		

SQI UUI X'WKK

Receptions:	--
Receiving Yards:	--

B9 Ri QUTre d f f i U

g	T	5T	5	D48	977
Vu	3c	/g y	y	h5Pux	O

SQI UUI TUVUe k'Y Ukl Ql 'kI 'Sk

r	Wk	m	Q	I	I	Vc8	k	8	VVi	'l	gT
2023	4/0	0	0	0	0	0.0-0	0.0-0	0	0	0	0
2024	4/0	0	2	2	0.0-0	0.0-0	0	1	0	0	0
I	H89	9	B	B	9788	9788	9	A	9	9	9

WQd U6Rr 6WQd U TUVUe kU

B9BC	m	Q	I	I	Vc8	k	8	VV	V	'l	gT
Northwestern	0	0	0	0.0-0	0.0-0	0	0-0	0-0	0	0	0

Nebraska	0	0	0	0.0-0	0.0-0	0	0-0	0-0	0	0	0
Minnesota	0	0	0	0.0-0	0.0-0	0	0-0	0-0	0	0	0
LSU	0	0	0	0.0-0	0.0-0	0	0-0	0-0	0	0	0

B9BD	m	Q	I	I	Vc8	k	8	VV	V	'l	gT
S. Dakota	0	0	0	0.0-0	0.0-0	0	0-0	0-0	0	0	0
Purdue	0	0	0	0.0-0	0.0-0	0	1-0	0-0	0	0	0
Rutgers	0	2	2	0.0-0	0.0-0	0	0-0	0-0	0	0	0
Iowa	0	0	0	0.0-0	0.0-0	0	0-0	0-0	0	0	0

SQI UUI X'WKK

Tackles:	2 at Rutgers, Oct. 12, 2024
Interceptions:	--
Sacks:	--

I B SmI e UQc

bh	g	5T	5	D47	9G7
Q	y	3b	35/k	u	O5V ' O

SQI UUI TUVUe k'Y Ukl Ql 'kI 'Sk

r	Wk	m	Q	I	I	Vc8	k	8	VVi	Y	gT
2022	4/0	1	2	3	0.0-0	0.0-0	0	0	0	0	0
2023	13/1	6	7	13	1.5-2	0.0-0	0	0	0	0	0
2024	10/9	10	12	22	2.5-14	1.0-12	0	0	0	0	0
I	B8A8	AG	BA	CH	D76F	A86B	9	9	9	9	9

WQd U6Rr 6WQd U TUVUe kU

B9BB	m	Q	I	I	Vc8	k	8	VV	V	Y	gT
Maryland	1	1	2	0.0-0	0.0-0	0	0-0	0-0	0	0	0
Iowa	0	1	1	0.0-0	0.0-0	0	0-0	0-0	0	0	0
Oklahoma St.	0	0	0	0.0-0	0.0-0	0	0-0	0-0	0	0	0

B9BC	m	Q	I	I	Vc8	k	8	VV	V	Y	gT
Buffalo	1	0	1	0.0-0	0.0-0	0	0-0	0-0	0	0	0
Wash. State	0	0	0	0.0-0	0.0-0	0	0-0	0-0	0	0	0
G. Southern	1	0	1	0.0-0	0.0-0	0	0-0	0-0	0	0	0
Purdue	1	0	1	0.0-0	0.0-0	0	0-0	0-0	0	0	0
Rutgers	0	1	1	0.0-0	0.0-0	0	0-0	0-0	0	0	0
Iowa	3	0	3	1.0-1	0.0-0	0	0-0	0-0	0	0	0
Illinois	0	1	1	0.0-0	0.0-0	0	0-0	0-0	0	0	0
Ohio State	0	1	1	0.5-1	0.0-0	0	0-0	0-0	0	0	0
Indiana	0	0	0	0.0-0	0.0-0	0	0-0	0-0	0	0	0
Northwestern	0	1	1	0.0-0	0.0-0	0	0-0	0-0	0	0	0
Nebraska	0	1	1	0.0-0	0.0-0	0	0-0	0-0	0	0	0
Minnesota	0	1	1	0.0-0	0.0-0	0	0-0	0-0	0	0	0
LSU	0	1	1	0.0-0	0.0-0	0	0-0	0-0	0	0	0

B9BD	m	Q	I	I	Vc8	k	8	VV	V	Y	gT
W. Michigan	0	0	0	0.0-0	0.0-0	0	0-0	0-0	0	0	0
S. Dakota	0	4	4	0.5-1	0.0-0	0	0-0	0-0	0	0	0
Alabama	0	0	0	0.0-0	0.0-0	0	0-0	0-0	0	0	0
USC	1	2	3	0.0-0	0.0-0	0	0-0	0-0	0	0	0
Purdue	0	0	0	0.0-0	0.0-0	0	0-0	0-0	0	0	0
Rutgers	0	0	0	0.0-0	0.0-0	0	0-0	0-0	0	0	0
Northwestern	1	2	3	0.5-4	0.5-4	0	0-0	0-0	0	0	0
Penn State	3	0	3	0.0-0	0.0-0	0	0-0	0-0	0	0	0
Iowa	3	1	4	0.0-0	0.0-0	0	0-0	0-0	0	0	0
Oregon	2	3	5	1.5-9	0.5-8	0	0-0	0-0	0	0	0

SQI UUI X'WKK

Tackles:	5 vs. Oregon, Nov. 16, 2024
Tackles for Loss:	1.5 vs. Oregon, Nov. 16, 2024
Sacks:	0.5 vs. Oregon, Nov. 16, 2024

CGI 'YUr e f o Qaf o kaY

hS	Y	5g	5	D4B	9AE
a	u	yy3k	5/a u	y y i	y VgO

SQI UUI i US UYh'Y Wkl Ql 'kI 'Sk

r	Wk	Q	r	I	T	r8S	cW
2020	4/0	0	0	0	--	--	
2021	2/0	0	0	0	--	--	
2022	13/0	0	0	0	--	--	
2023	9/1	6	52	1	8.7	23	
2024	10/8	10	66	0	6.6	15	
I	CG8I	A	9	A	9788	9788	9 9 9 9

SQI UUI TUVUe k'Y Ukl Ql 'kI 'Sk

r	Wk	m	Q	I	I	Vc8	k	8	VVi	'l	gT
2020	4/0	1	0	1	0.0-0	0.0-0	0	0	0	0	0
2021	2/0	0	0	0	0.0-0	0.0-0	0	0	0	0	0
2022	13/0	0	0	0	0.0-0	0.0-0	0	0	0	0	0
2023	8/1	0	0	0	0.0-0	0.0-0	0	0	0	0	0
2024	10/8	0	0	0	0.0-0	0.0-0	0	0	0	0	0
I	CG8I	A	9	A	9788	9788	9	9	9	9	9

WQd U6Rr 6WQd UI i mkX'Y W8i US UYh'Y W

B9BC	i	Q	r	I	T	c	i	r	I	T	c
Rutgers		0	0	0	--	0	0	0	--		
Iowa		0	0	0	--	0	0	0	--		
Illinois		0	0	0	--	1	14	0	14		
Ohio State		0	0	0	--	0	0	0	--		
Indiana		0	0	0	--	2	31	0	23		
Northwestern		0	0	0	--	0	0	0	--		
Nebraska		0	0	0	--	0	0	0	--		
Minnesota		0	0	0	--	2	6	1	5		
LSU		0	0	0	--	1	1	0	1		

B9BD	Q	r	I	T	c	i	r	I	T	c
W. Michigan	0	0	0	--	2	22	0	13		
S. Dakota	0	0	0	--	0	0	0	--		
Alabama	0	0	0	--	0	0	0	--		
USC	0	0	0	--	1	9	0	9		
Purdue	0	0	0	--	2	21	0	15		
Rutgers	0	0	0	--	2	4	0	3		
Northwestern	0	0	0	--	0	0	0	--		
Penn State	0	0	0	--	1	8	0	8		
Iowa	0	0	0	--	2	2	0	1		
Oregon	0	0	0	--	0	0	0	--		

WQd U6Rr 6WQd U TUVUe kU

B9B9	m	Q	I	I	Vc8	k	8	VV	V	Y	gT
Illinois	1	0	1	0.0-0	0.0-0	0	0-0	0-0	0	0	0
Michigan	0	0	0	0.0-0	0.0-0	0	0-0	0-0	0	0	0
Northwestern	0	0	0	0.0-0	0.0-0	0	0-0	0-0	0	0	0
Iowa	0	0	0	0.0-0	0.0-0	0	0-0	0-0	0	0	0

B9BA	m	Q	I	I	Vc8	k	8	VV	V	Y	gT
Northwestern	0	0	0	0.0-0	0.0-0	0	0-0	0-0	0	0	0
Arizona St.	0	0	0	0.0-0	0.0-0	0	0-0	0-0	0	0	0

B9BB	m	Q	I	I	Vc8	k	8	VV	Vi	Y	gT
Illinois State	0	0	0	0.0-0	0.0-0	0	0-0	0-0	0	0	0
Wash. State	0	0	0	0.0-0	0.0-0	0	0-0	0-0	0	0	0
N. Mexico St.	0	0	0	0.0-0	0.0-0	0	0-0	0-0	0	0	0
Ohio State	0	0	0	0.0-0	0.0-0	0	0-0	0-0	0	0	0
Illinois	0	0	0	0.0-0	0.0-0	0	0-0	0-0	0	0	0
Northwestern	0	0	0	0.0-0	0.0-0	0	0-0	0-0	0	0	0
Michigan St.	0	0	0	0.0-0	0.0-0	0	0-0	0-0	0	0	0
Maryland	0	0	0	0.0-0	0.0-0	0	0-0	0-0	0	0	0
Iowa	0	0	0	0.0-0	0.0-0	0	0-0	0-0	0	0	0
Nebraska	0	0	0	0.0-0	0.0-0	0	0-0	0-0	0	0	0
Minnesota	0	0	0	0.0-0	0.0-0	0	0-0	0-0	0	0	0





DAZI kUQW UGn Uk

hS T 5T 5 D4D 99B

a y3k 5/a y0

SQI UII I USUñYë Wkl Ql Yl Yk									
r	Wk	i	r	IT	r8S	cW			
2023	5/0	0	0	0	--	--			
2024	5/0	2	23	0	11.5	21			
I	A89	B	BC	9	AE	BA			

WQd U6Rr 6WQd U i mkX'ë V8i USUñYë W									
B9BC	i	Q	r	IT	c	i	r	IT	c
Wash. State	0	0	0	0	0	0	0	0	0
Ga. Southern	0	0	0	0	0	0	0	0	0
Purdue	0	0	0	0	0	0	0	0	0
Rutgers	0	0	0	0	0	0	0	0	0
Iowa	0	0	0	0	0	0	0	0	0
B9BD	Q	r	IT	c	i	r	IT	c	
W. Michigan	0	0	0	0	0	0	0	0	0
S. Dakota	0	0	0	0	0	0	0	0	0
Alabama	0	0	0	0	0	0	0	0	0
Purdue	0	0	0	0	1	21	0	21	
Rutgers	0	0	0	0	1	2	0	2	

SQI UII XWKK									
Receptions: 1 (2x) MR: at Rutgers, Oct. 12, 2024									
Receiving Yards: 21 vs. Purdue, Oct. 5, 2024									
Long Reception: 21 vs. Purdue, Oct. 5, 2024									

A' Qd Qi U kef o T Ue

QP g 5T 5 D4B 987

f y y3a w5/f y y0

SQI UII TUVUe kYh Ukl Ql Yl Yk									
r	Wk	m	Ql	I	I Vc	k	WV	Vi	Yl gT
2024	2/0	1	0	1	0.0-0	0.0-0	0	0	0
I	B89	A	9	A	9B8	9B8	9	9	9

WQd U6Rr 6WQd U TUVUe kU									
B9BD	m	Ql	I	I Vc	k	WV	Vi	Yl gT	
Purdue	1	0	1	0.0-0	0.0-0	0	0-0	0-0	0
Rutgers	0	0	0	0.0-0	0.0-0	0	0-0	0-0	0

SQI UII XWKK									
Tackles: 1 vs. Purdue, Oct. 5, 2024									
Passes Def.: --									

DE WQi i Ykf e kf ccYQr

YJP g 5T 5 C4B 987

Su' u 3a 5/g 5h u Owuxy O

SQI UII TUVUe kYh Ukl Ql Yl Yk									
r	Wk	m	Ql	I	I Vc	k	WV	Vi	Yl gT
2022	1/0	0	0	0	0.0-0	0.0-0	0	0	0
2024	10/0	0	0	0	0.0-0	0.0-0	0	0	0
I	A89	9	9	9	9B8	9B8	9	9	9

WQd U6Rr 6WQd U TUVUe kU									
B9BB	m	Ql	I	I Vc	k	WV	Vi	Yl gT	
Illinois State	0	0	0	0.0-0	0.0-0	0	0-0	0-0	0
B9BD	m	Ql	I	I Vc	k	WV	Vi	Yl gT	
W. Michigan	0	0	0	0.0-0	0.0-0	0	0-0	0-0	0
S. Dakota	0	0	0	0.0-0	0.0-0	0	0-0	0-0	0
Alabama	0	0	0	0.0-0	0.0-0	0	0-0	0-0	0
USC	0	0	0	0.0-0	0.0-0	0	0-0	0-0	0
Purdue	0	0	0	0.0-0	0.0-0	0	0-0	0-0	0
Rutgers	0	0	0	0.0-0	0.0-0	0	0-0	0-0	0
Northwestern	0	0	0	0.0-0	0.0-0	0	0-0	0-0	0
Penn State	0	0	0	0.0-0	0.0-0	0	0-0	0-0	0
Iowa	0	0	0	0.0-0	0.0-0	0	0-0	0-0	0
Oregonmkt	0	0	0	0.0-0	0.0-0	0	0-0	0-0	0

SQI UII XWKK									
Tackles: --									
Tackles for Loss: --									
Sacks: --									

HE W Qe l kl US

hS T 5T 5 D4D 9CC

g yy V 3W5/Yy Yuw v O

SQI UII I USUñYë Wkl Ql Yl Yk									
r	Wk	i	r	IT	r8S	cW			
2024	1/0	0	0	0	--	--			
I	A89	9	9	9	66	66			

WQd U6Rr 6WQd U i mkX'ë V8i USUñYë W									
B9BD	i	Q	r	IT	c	i	r	IT	c
Purdue	0	0	0	0	0	0	0	0	0

SQI UII XWKK									
Receptions: --									
Receiving Yards: --									
Touchdowns: --									

BE Zmkl Yë l Qr cf i

g g 5T 5 D47 977

P ux y 3W5/bu u y Owuxy O

SQI UII TUVUe kYh Ukl Ql Yl Yk									
r	Wk	m	Ql	I	I Vc	k	WV	Vi	Yl gT
2024	1/0	0	0	0	0.0-0	0.0-0	0	0	0
I	A89	9	9	9	9B8	9B8	9	9	9

WQd U6Rr 6WQd U TUVUe kU									
B9BD	m	Ql	I	I Vc	k	WV	Vi	Yl gT	
Purdue	0	0	0	0.0-0	0.0-0	0	0-0	0-0	0

SQI UII XWKK									
Tackles: --									
Passes Def.: --									

GZQXUy l Xf d Qk

J P C 5g 5 D4B 9BC

Q w u 3c /d wj 6Q w6O u u O

SQI UII TUVUe kYh Ukl Ql Yl Yk									
r	Wk	m	Ql	I	I Vc	k	WV	Vi	Yl gT
2020*	4	0	2	2	0.0-0	0.0-0	0	0	0
2021*	12	9	14	23	0.5-3	0.5-3	0	0	0
2022*	13	25	45	70	6.5-23	2.0-17	0	0	0
2023**	12	38	52	90	6.5-24	3.5-15	0	0	2
2024	10/9	24	28	52	2.0-1	1.0-7	0	0	0
S'5Sr	BI	CD	FA	IE	G8BF	BE89	9	9	9
Qi a	AB	CH	EB	I9	FZ8BD	CE6E	9	9	B
o Yk	A88	BD	BH	EB	BZ6H	AB6G	9	9	9
I	EA	IF	ADA	BCG	AEZEH	G8DB	9	9	B

WQd U6Rr 6WQd U TUVUe kU									
B9B9	m	Ql	I	I Vc	k	WV	Vi	Yl gT	
A. Peay	0	1	1	0.0-0	0.0-0	0	0-0	0-0	0
S. Florida	0	1	1	0.0-0	0.0-0	0	0-0	0-0	0
Memphis	0	0	0	0.0-0	0.0-0	0	0-0	0-0	0
E. Carolina	0	0	0	0.0-0	0.0-0	0	0-0	0-0	0
B9BA	m	Ql	I	I Vc	k	WV	Vi	Yl gT	
Miami (OH)	1	1	2	0.0-0	0.0-0	0	0-0	0-0	0
Murray St.	0	2	2	0.0-0	0.0-0	0	0-0	0-0	0
Indiana	1	0	1	0.0-0	0.0-0	0	0-0	0-0	0
Temple	0	3	3	0.0-0	0.0-0	0	0-0	0-0	0
C. Florida	3	4	7	0.0-0	0.0-0	0	0-0	0-0	0
Navy	0	0	0	0.0-0	0.0-0	0	0-0	0-0	0
Tulane	3	1	4	0.5-3	0.5-3	0	0-0	0-0	0
Tulsa	0	0	0	0.0-0	0.0-0	0	0-0	0-0	0
S. Florida	0	0	0	0.0-0	0.0-0	0	0-0	0-0	0
SMU	0	1	1	0.0-0	0.0-0	0	0-0	0-0	0
Houston	1	2	3	0.0-0	0.0-0	0	0-0	0-0	0
Alabama	0	0	0	0.0-0	0.0-0	0	0-0	0-0	0
B9BB	m	Ql	I	I Vc	k	WV	Vi	Yl gT	
Arkansas	5	2	7	0.5-0	0.0-0	0	0-0	0-0	0
Kenn. St.	1	8	9	0.5-0	0.0-0	0	0-0	0-0	0
Miami (OH)	0	0	0	0.0-0	0.0-0	0	0-0	0-0	0
Indiana	0	3	3	0.5-0	0.0-0	0	0-0	0-0	0
Tulsa	2	0	2	0.0-0	0.0-0	0	0-0	0-0	0
S. Florida	1	3	4	0.0-0	0.0-0	0	0-0	0-0	0
SMU	3	4	7	2.0-0	2.0-0	0	0-0	0-0	0
C. Florida	1	1	2	0.0-0	0.0-0	0	0-0	0-0	0
Navy	1	4	5	0.0-0	0.0-0	0	0-0	0-0	0
E. Carolina	0	6	6	0.0-0	0.0-0	0	0-0	0-0	0

Temple	3	3	6	2.0-0	0.0-0	0	0-0	0	0
Tulane	5	6	11	0.0-0	0.0-0	0	0-0	0	0
Louisville	3	5	8	1.0-0	0.0-0	0	0-0	0	0
B9BC	m	Ql	I	I Vc	k	WV	Vi	Yl gT	
W. Carolina	4	4	8	1.5-8	0.0	0	0-0	0	1
Kent St.	3	9	12	2.0-8	1.5-8	0	0-0	0	0
BYU	7	3	10	1.0-3	1.0-3	0	0-0	0	0
LSU	2	11	13	0.5-1	0.5-1	0	0-0	0	0
Texas A&M	4	1	5	0.0	0.0	0	0-0	0	1
Mississippi	5	6	11	1.0-1	0.0	0	0-0	0	0
Alabama	6	4	10	0.5-3	0.5-3	0	0-0	0	0
Miss. State	0	5	5	0.0	0.0	0	0-0	0	0
Florida	4	1	5	0.0	0.0	0	0-0	0	0
Auburn	3	5	8	0.0	0.0	0	0-0	0	0
FIU	0	0	0	0.0	0.0	0	0-0	0	0
Missouri	0	3	3	0.0	0.0	0	0-0	0	0
B9BD	m	Ql	I	I Vc	k	WV	Vi	Yl gT	
W. Michigan	4	2	6	0.0-0	0.0-0	0	0-0	0	0
S. Dakota	1	5	6	0.0-0	0.0-0	0	0-0	0	0
Alabama	1	3	4	0.0-0	0.0-0	0	0-0	0	0

Purdue	6	0	6	2.0-11	1.0-8	0	0-0	0-0	1
Rutgers	1	0	1	0.0-0	0.0-0	0	0-0	0-0	0
Iowa	0	2	2	0.0-0	0.0-0	0	0-0	0-0	0
Illinois	1	0	1	0.0-0	0.0-0	0	0-0	0-0	0
Ohio State	1	1	2	0.5-1	0.0-0	0	0-0	0-0	0
Indiana	1	1	2	0.0-0	0.0-0	0	0-0	0-0	0
Northwestern	0	0	0	0.0-0	0.0-0	0	0-0	0-0	0
Nebraska	1	0	1	0.0-0	0.0-0	0	0-0	0-0	0
Minnesota	3	0	3	0.0-0	0.0-0	0	0-0	0-0	1
LSU	0	2	2	0.5-1	0.0-0	0	0-0	0-0	0

SQI UII XWKK

Tackles:	6	at Purdue, Sept. 22, 2023
TFL:	2.0 (2x) MR:	at Purdue, Sept. 22, 2023
Sacks:	1.5	at Washington State, Sept. 9, 2023
Interceptions:	--	
Passes Def.	1 (2x) MR:	at Minnesota, Nov. 25, 2023

I 9 e Ql XGe YQc nQaf k

[	g	5g	5	D4B	8GE
O	3c	/O	6c	O	

SQI UII aYaf VVkl Ql Yl YSk

r	V8k	e 7	r	Q 7
2022*	14/0	0	0	--
2023	13/0	3	193	64.3
2024	10/0	0	0	--
f	AD89	9	9	66
o 7	BC89	C	A C	FDZ
I	CG89	C	A C	FDZ

SQI UII aYaf VVkl Ql Yl YSk

r	V8k	VWd	VWQ	VW	c	gQl	gQl .
2022*	14/0	22	27	.815	55	49-50	.980
2023	13/0	15	19	.789	52	34-34	1.000
2024	10/0	11	15	.733	53	29-29	1.000
f	AD89	BB	BG	74AE	EE	DI 6E9	7 I A
o 7	BC89	BF	CD	XGFE	EC	FC6FC	AB999
I	CG89	DH	FA	XHG	EE	AB6AC	7 I A

WQd U8Rr 6WQd UaYaf W

B9BB3	d 6Q	V	W	a	e	r	Q	I R f r	gQl	d 6Q
Fla Atlantic	2-2	36	0	0	0	--	0	0	5-5	
Penn State	1-1	21	0	0	0	--	0	0	1-1	
Iowa State	1-1	45	0	0	0	--	0	0	1-1	
Fordham	1-1	34	0	0	0	--	0	0	6-6	
Kent State	1-1	28	0	0	0	--	0	0	3-3	
Akron	0-0	--	0	0	0	--	0	0	7-8	
West. Mich.	4-5	55	0	0	0	--	0	0	3-3	
NIU	1-2	31	0	0	0	--	0	0	3-3	
Buffalo	1-1	37	0	0	0	--	0	0	6-6	
Miami (OH)	3-4	25	0	0	0	--	0	0	4-4	
Ball State	3-3	37	0	0	0	--	0	0	3-3	
Bowlg Green	1-1	32	0	0	0	--	0	0	5-5	
Toledo	0-1	--	0	0	0	--	0	0	1-1	
Wyoming	3-4	46	0	0	0	--	0	0	1-1	
B9BC	d 6Q	c	R	e	r	Q	I R f r	d 6Q		
Buffalo	1-1	37	0	0	0	--	0	0	5-5	
Wash. State	3-3	49	0	1	65	65.0	1	0	2-2	
Ga. Southern	0-0	--	0	2	128	64.0	0	0	5-5	
Purdue	3-3	48	0	0	0	--	0	0	3-3	
Rutgers	1-2	39	0	0	0	--	0	0	3-3	
Iowa	2-2	52	0	0	0	--	0	0	0-0	
Illinois	1-1	41	0	0	0	--	0	0	2-2	
Ohio State	1-2	19	0	0	0	--	0	0	1-1	
Indiana	0-0	--	0	0	0	--	0	0	2-2	
Northwestern	1-2	--	0	0	0	--	0	0	1-1	
Nebraska	1-1	--	0	0	0	--	0	0	3-3	
Minnesota	0-0	--	0	0	0	--	0	0	4-4	
LSU	1-2	21	0	0	0	--	0	0	4-4	
B9BD	d 6Q	c	R	e	r	Q	I R f r	d 6Q		
W. Michigan	2-3	33	0	0	0	--	0	0	3-3	
S. Dakota	2-2	50	0	0	0	--	0	0	3-3	
Alabama	1-2	53	0	0	0	--	0	0	1-1	
USC	0-0	--	0	0	0	--	0	0	3-3	
Purdue	1-1	26	0	0	0	--	0	0	7-7	
Rutgers	0-1	--	0	0	0	--	0	0	6-6	
Northwestern	0-1	--	0	0	0	--	0	0	3-3	
Penn State	2-2	50	0	0	0	--	0	0	1-1	
Iowa	1-1	38	0	0	0	--	0	0	1-1	
Oregon	2-2	35	0	0	0	--	0	0	1-1	

SQI UII XWKK

FG Made:	4	at Western Michigan, Oct. 15, 2022*
FG Attempted:	5	at Western Michigan, Oct. 15, 2022*
Long Field Goal:	55	at Western Michigan, Oct. 15, 2022*
PAT Made:	7 (2x) MR:	vs. Purdue, Oct. 5, 2024
PAT Attempted:	8	vs. Akron, Oct. 8, 2022*
Kickoffs:	1	at Washington State, Sept. 9, 2023
Kickoff Yards:	65	at Washington State, Sept. 9, 2023
Kickoff Average:	65.0	at Washington State, Sept. 9, 2023

Ls

A9 I r cUi nGe Tra U

eP	C	6g	5	D4B	99C
Uu	v	3Q	5/g	zyx6a	u oTJqO

SQI UII gQkkY Wkl Ql Yl YSk

	W8k	S	Q	Y	r	I T	g	c	U	
2020*	2/0	0	2	0	0	0	.000	--	0.0	
2021*	10/9	202	324	6	2,931	25	.623	--	160.1	
2022*	9/8	160	253	5	1,835	10	.632	--	133.3	
2023*	11/10	219	333	12	2,703	19	.658	--	145.6	
2024	3/3	43	68	0	422	1	.632	50	120.2	
d YQ	CB8BG	EHA	I AB	BC	GDFI	ED	7FCG	66	ADG9	
o Yk	C8C	DC	FH	9	DBB	A	7FCB	E9	AB9Z	
I	CE8C9	FBD	I H9	BC	GHI	A	EE	7FCG	66	ADEA

SQI UII i mkX'Y Wkl Ql Yl YSk

r	V8k	Q	r	I T	r 8S	c W
2020*	2/0	1	-7	0	-7.0	--
2021*	10/9	53	57	1	1.1	--
2022*	9/8	30	-34	0	-1.1	--
2023*	11/10	24	16	1	0.7	--
2024	3/3	15	26	1	1.7	9
d YQ	CB8BG	A9H	CB	B	9Z	66
o Yk	C8C	AE	BF	A	AG	I
I	CE8C9	ABC	EH	C	9ZE	66

WQd U8Rr 6WQd U gQkkY W

B9B93	k	S	Q	Y	g	r	I T	U
Florida St.	0	0	0	--	0	0	0	--
N. Carolina	0	2	0	.000	0	0	0	0.0
B9B45	k	S	Q	Y	g	r	I T	U
Alabama	0	1	0	.000	0	0	0	0.0
C. Conn. St.	*	10	11	0	.909	270	3	387.1
Virginia	*	15	29	0	.517	203	1	121.9
N. Carolina	*	20	45	3	.444	264	1	87.7
NC State	*	25	33	0	.758	325	4	198.5
Pitt	*	32	42	1	.762	426	3	180.2
Ga. Tech	*	22	34	0	.647	389	3	189.9
Florida St.	*	25	47	2	.532	316	4	129.2
Virginia Tech	*	19	33	0	.576	357	3	178.4
Duke	*	34	49	0	.694	381	3	154.9
B9BB3	k	S	Q	Y	g	r	I T	U
Beth-Cook	*	13	16	0	.813	193	2	223.8
SMU	*	20	29	1	.690	261	1	149.0
Texas A&M	*	21	41	0	.512	217	0	95.7
M. Tenn. St.	*	16	32	2	.500	138	1	84.0
N. Carolina	*	42	57	1	.737	496	3	160.6
Va. Tech	*	29	46	0	.630	342	2	139.8
Duke	*	11	16	0	.688	81	1	131.9
Florida St.	*	4	8	0	.500	24	0	75.2
Pitt	*	4	8	1	.500	83	0	112.2
B9BC33	k	S	Q	Y	g	r	I T	U
Miami (OH)	*	17	22	1	.773	201	1	159.9
Texas A&M	*	21	30	0	.700	374	5	229.7
Beth-Cook	*	19	23	0	.826	247	2	201.5
Temple	*	17	24	0	.708	220	3	189.1
Ga. Tech	*	24	36	3	.667	288	1	126.4
N. Carolina	*	31	48	2	.646	391	4	152.2
Virginia	*	20	30	2	.667	163	0	99.0
NC State	*	21	38	3	.553	173	0	77.7
Florida St.	*	2	7	1	.286	29	0	34.8
Louisville	*	24	39	0	.615	327	1	140.4
Boston Col.	*	23	36	0	.639	290	2	149.9
B9BD	k	S	Q	Y	g	r	I T	U
W. Michigan	*	21	36	0	.583	192	0	103.1
S. Dakota	*	17	27	0	.630	214	1	141.8
Alabama	*	5	5	16	1.000	16	0	126.9

WQd U8Rr 6WQd U i mkX'Y Wkl USU'Y W

B9B93	Q	r	I T	c	i	r	I T	c
Florida St.	0	0	0	--	0	0	0	--
N. Carolina	1	-7	0	--	0	0	0	--
B9B45	Q	r	I T	c	i	r	I T	c
Alabama	3	17	0	--	0	0	0	--
C. Conn. St.	3	-17	0	--	0	0	0	--
Virginia	8	6	1	--	0	0	0	--
N. Carolina	9	36	0	--	0	0	0	--
NC State	9	8	0	--	0	0	0	--
Pitt	4	-19	0	--	0	0	0	--
Ga. Tech	4	9	0	--	0	0	0	--
Florida St.	7	11	0	--	0	0	0	--
Virginia Tech	3	14	0	--	0	0	0	--
Duke	3	-8	0	--	0	0	0	--
B9BB3	Q	r	I T	c	i	r	I T	c
Beth-Cook	1	-3	0	--	0	0	0	--
SMU	6	-16	0	--	0	0	0	--
Texas A&M	5	14	0	--	0	0	0	--
M. Tenn. St.	3	-12	0	--	0	0	0	--
N. Carolina	6	2	0	--	0	0	0	--
Va. Tech	6	13	0	--	0	0	0	--
Duke	2	-25	0	--	0	0	0	--
Florida St.	1	-7	0	--	0	0	0	--
Pitt	0	0	0	--	0	0	0	--
B9BC33	Q	r	I T	c	i	r	I T	c
Miami (OH)	0	0	0	--	0	0	0	--
Texas A&M	2	-12	0	--	0	0	0	--
Beth-Cook	2	16	1	--	0	0	0	--
Temple	2	39	0	--	0	0	0	--
Ga. Tech	2	-4	0	--	0	0	0	--
N. Carolina	6	-14	0	--	0	0	0	--
Virginia	0	0	0	--	0	0	0	--
NC State	4	-15	0	--	0	0	0	--
Florida St.	0	0	0	--	0	0	0	--
Louisville	2	-3	0	--	0	0	0	--
Boston Col.	4	9	0	--	0	0	0	--
B9BD	Q	r	I T	c	i	r	I T	c
W. Michigan	8	21	1	6	0	0	0	--
S. Dakota	6	-4	0	4	0	0	0	--
Alabama	1	9	0	9	0	0	0	--

Ls

D F

SQI UII XWKK

Completions:	42	vs. North Carolina, Oct. 8, 2022
Att.:	57	vs. North Carolina, Oct. 8, 2022
Yards:	496	vs. North Carolina, Oct. 8, 2

SGI UUI X'WKK

FG Made:	3 (2x) MR: vs. Minnesota, Nov. 26, 2022
FG Attempted:	4 vs. Maryland, Nov. 5, 2022
Long Field Goal:	47 vs. Oklahoma St., Dec. 27, 2022
PAT Made:	9 vs. New Mexico State, Sept. 17, 2022
PAT Attempted:	9 vs. New Mexico State, Sept. 17, 2022

CI Go UU o QcaUi

f P g 5g 5 C4G 98F
b5Ju j y' u 3by 5/Qy y u 6du u 6c u5D

SGI UUI i mkX'Y Wkl Ql 'Kl 'Yk

r	Wk	Q	r	IT	r8S	cW
2022*	11/0	18	62	0	3.4	7
2023*	12/0	102	513	7	5.0	30
2024	9/7	162	773	10	4.8	55
f acQ	BC89	AB9	EGE	G	D7H	C9
o 'K	I 8G	AFB	GGC	A9	D7H	EE
I	CB8G	BHB	ACDH	AG	D7H	EE

SGI UUI i USU'Y Wkl Ql 'Kl 'Yk

r	WgWk	i	r	IT	r8S	cW
2022*	11/0	1	7	0	7.0	7
2023*	12/0	10	81	0	8.1	16
2024	9/7	9	23	0	2.6	8
f acQ	BC89	AA	HH	9	H79	AF
o 'K	I 8G	I	BC	9	B7F	H
I	CB8G	B9	AA	9	EF	AF

SGI UUI a'Yaf VVi i U mi e kl Ql 'Kl 'Yk

r	Wk	i	r	IT	Q	cW
2022	11/0	2	10	0	5.0	10
2023	12/0	0	0	0	--	--
2024	9/7	0	0	0	--	--
I	CB8G	B	A9	9	E79	A9

WQd U6Rr 6WQd U i mkX'Y Wkl USU'Y W

B9BB	Q	r	IT	c	i	r	IT	c
UTEP	2	10	0	7	0	0	0	--
Kent State	5	21	0	7	1	7	0	7
Nebraska	4	17	0	7	0	0	0	--
Tex. Christian	5	11	0	6	0	0	0	--
Texas	0	0	0	--	0	0	0	--
Kansas	0	0	0	--	0	0	0	--
Iowa State	0	0	0	--	0	0	0	--
Baylor	2	3	0	2	0	0	0	--
Oklahoma St.	0	0	0	--	0	0	0	--
Texas Tech	0	0	0	--	0	0	0	--
Florida St.	0	0	0	--	0	0	0	--
B9BC	Q	r	IT	c	i	r	IT	c
Arkansas St.	8	44	2	11	0	0	0	--
SMU	21	117	0	30	3	25	0	11
Tulsa	0	0	0	--	0	0	0	--
Cincinnati	5	15	0	7	2	27	0	16
Iowa State	4	17	0	5	0	0	0	--
Texas	15	46	2	12	2	14	0	12
Kansas	23	146	1	28	0	0	0	--
Oklahoma St.	8	59	1	23	0	0	0	--
West Virginia	1	-2	0	-2	0	0	0	--
BYU	5	25	0	10	1	3	0	3
TCU	5	29	1	11	0	0	0	--
Arizona	7	17	0	5	2	12	0	6
B9BD	Q	r	IT	c	i	r	IT	c
W. Michigan	15	66	1	8	2	11	0	8
Alabama	11	26	0	8	1	0	0	0
USC	12	55	2	18	0	0	0	--
Purdue	19	94	3	17	0	0	0	--
Rutgers	24	198	3	55	1	3	0	3
Northwestern	23	126	0	24	2	7	0	5
Penn State	22	59	1	12	2	3	0	2
Iowa	16	52	0	7	0	0	0	0
Oregon	20	97	0	22	1	-1	0	-1

B9BD	Q	r	IT	c	i	r	IT	c
W. Michigan	15	66	1	8	2	11	0	8
Alabama	11	26	0	8	1	0	0	0
USC	12	55	2	18	0	0	0	--
Purdue	19	94	3	17	0	0	0	--
Rutgers	24	198	3	55	1	3	0	3
Northwestern	23	126	0	24	2	7	0	5
Penn State	22	59	1	12	2	3	0	2
Iowa	16	52	0	7	0	0	0	0
Oregon	20	97	0	22	1	-1	0	-1

SGI UUI X'WKK

Rushing Att.:	24 at Rutgers, Oct. 12, 2024
Rushing Yards:	198 at Rutgers, Oct. 12, 2024
Rushing TDs:	3 (2x) MR: at Rutgers, Oct. 12, 2024
Long Rush:	55 at Rutgers, Oct. 12, 2024
Receptions:	3 vs. SMU, Sept. 9, 2023
Receiving Yards:	27 vs. Cincinnati, Sept. 23, 2023
Long Rec.:	16 vs. Cincinnati, Sept. 23, 2023

DSZZo YcYQd k

k f g 5g 5 D4B 8GE
a j y 3Qu 5/a u y Ry 6i gQ0

SGI UUI i USU'Y Wkl Ql 'Kl 'Yk

r	Wk	i	r	IT	r8S	cW
2022*	11/0	4	34	0	8.5	14
2023	13/1	15	148	0	9.9	20
2024	9/3	15	240	2	16.0	50
mkS	A89	D	CD	9	HZE	AD
o 7	BB8D	C9	CHH	B	AB7	E9
I	CC8D	CD	DBB	B	AB7D	E9

WQd U6Rr 6WQd U i mkX'Y Wkl USU'Y W

B9BB3	Q	r	IT	c	i	r	IT	c
Rice	0	0	0	--	1	11	0	11
Stanford	0	0	0	--	0	0	0	0
Fresno State	0	0	0	--	2	0	0	0
Oregon State	0	0	0	--	0	0	0	0
Arizona State	0	0	0	--	0	0	0	0
Washington St.	0	0	0	--	0	0	0	0
Utah	0	0	0	--	0	0	0	0
Arizona	0	0	0	--	1	14	0	14
Colorado	0	0	0	--	2	9	0	6
Notre Dame	0	0	0	--	0	0	0	0
Tulane	0	0	0	--	0	0	0	0
B9BC	Q	r	IT	c	i	r	IT	c
Buffalo	0	0	0	--	0	0	0	0
Washington St	0	0	0	--	2	10	0	6
Ga. Southern	0	0	0	--	2	15	0	11
Purdue	0	0	0	--	5	56	0	20
Rutgers	0	0	0	--	0	0	0	0
Iowa	0	0	0	--	0	0	0	0
Illinois	0	0	0	--	2	28	0	19
Ohio State	0	0	0	--	1	7	0	7
Indiana	0	0	0	--	1	9	0	9
Northwestern	0	0	0	--	2	23	0	12
Nebraska	0	0	0	--	0	0	0	0
LSU	0	0	0	--	0	0	0	0
B9BD	Q	r	IT	c	i	r	IT	c
W. Michigan	0	0	0	--	0	0	0	0
S. Dakota	0	0	0	--	2	53	1	50
Alabama	0	0	0	--	0	0	0	0
USC	0	0	0	--	1	15	0	15
Purdue	0	0	0	--	4	60	0	28
Rutgers	0	0	0	--	1	6	0	6
Northwestern	0	0	0	--	2	28	0	17
Penn State	0	0	0	--	2	41	0	33
Iowa	0	0	0	--	2	32	1	18
Oregon	0	0	0	--	1	5	0	5

B9BD	Q	r	IT	c	i	r	IT	c
W. Michigan	0	0	0	--	0	0	0	0
S. Dakota	0	0	0	--	2	53	1	50
Alabama	0	0	0	--	0	0	0	0
USC	0	0	0	--	1	15	0	15
Purdue	0	0	0	--	4	60	0	28
Rutgers	0	0	0	--	1	6	0	6
Northwestern	0	0	0	--	2	28	0	17
Penn State	0	0	0	--	2	41	0	33
Iowa	0	0	0	--	2	32	1	18
Oregon	0	0	0	--	1	5	0	5

SGI UUI X'WKK

Receptions:	5 at Purdue, Sept. 22, 2023
Receiving Yds:	60 vs. Purdue, Oct. 5, 2024
Touchdowns:	1 (2x) MR: at Iowa, Nov. 2, 2024
Long Rec.:	50 vs. South Dakota, Sept. 7, 2024

EI QQi f e o YI

J P g 5Y 5 D4D 9CF
k u3a 5/k u0

SGI UUI TUVUe k'Y Ukl Ql 'Kl 'Yk

r	Wk	ml	Ql	I	Vc6	k 6	VVi	Yl	gT
2020	5/0	3	0	3	2.0-10	1.0-5	1	0	0
2021					Did not play				
2022					Did not play				
2023	2/0	0	1	1	0.0-0	0.0-0	0	0	0
2024	9/4	15	7	22	4.5-6	0.0-0	0	0	0
I	AF8D	AI	H	BF	FZE6F	AB6E	A 9	9	9

WQd U6Rr 6WQd U TUVUe kU

B9B9	ml	Ql	I	Vc6	k 6	VV	Vi	Yl	gT
Michigan	0	0	0	0.0-0	0.0-0	0	0-0	0-0	0
Northwestern	0	0	0	0.0-0	0.0-0	0	0-0	0-0	0
Indiana	0	0	0	0.0-0	0.0-0	0	0-0	0-0	0
Minnesota	1	0	1	0.0-0	0.0-0	0	0-0	0-0	0
Wake Forest	2	0	2	2.0-10	1.0-5	1	0-0	0-0	0
B9BC	ml	Ql	I	Vc6	k 6	VV	Vi	Yl	gT
Minnesota	0	0	0	0.0-0	0.0-0	0	0-0	0-0	0
LSU	0	1	1	0.0-0	0.0-0	0	0-0	0-0	0
B9BD	ml	Ql	I	Vc6	k 6	VV	Vi	Yl	gT
W. Michigan	0	2	2	0.0-0	0.0-0	0	0-0	0-0	0

S. Dakota	3	1	4	0.5-0	0.0-0	0	0-0	0-0	0
Alabama	4	1	5	0.0-0	2.0-3	0	0-0	0-0	0
USC	3	0	3	1.0-1	0.0-0	0	0-0	0-0	0
Rutgers	0	1	1	0.0-0	0.0-0	0	0-0	0-0	0
Northwestern	1	0	1	0.0-0	0.0-0	0	0-0	0-0	0
Penn State	1	1	2	0.5-1	0.0-0	0	0-0	0-0	0
Iowa	3	1	4	0.5-1	0.0-0	0	0-0	0-0	0
Oregon	0	0	0	0.0-0	0.0-0	0	0-0	0-0	0

SGI UUI X'WKK

Tackles:	5 vs. Alabama, Sept. 14, 2024
Tackles for Loss:	2.0 (2x) MR: vs. Alabama, Sept. 14, 2024
Sacks:	1.0 vs. Wake Forest, Dec. 30, 2020
Interceptions:	--
Passes Def.:	--

BD Xme i Ui o f XcUi

g g 5g 5 D4D 98F
a y' 3k 5/a y' 0

SGI UUI TUVUe k'Y Ukl Ql 'Kl 'Yk

r	Wk	ml	Ql	I	Vc6	k 6	VVi	Yl	gT
2021	13/0	10	6	16	2.0-9	1.0-8	0	0	1
2022	6/1	14	7	21	1.0-1	0.0-0	0	0	1
2023	13/13	74	46	120	5.5-10	1.0-1	0	0	2
2024	10/10	44	19	63	1.0-1	0.0-0	0	0	6
I	DB8BD	AD	GH	BB9	I Z6BA	B796	9 9	C AC	

SGI UUI gml i U mi e kl Ql 'Kl 'Yk

r	WgWk	i	r	IT	Q	cW
2021	13/0	0	0	0	--	--
2022	6/1	0	0	0	--	--
2023	13/13	0	0	0	--	--
2024	10/10	6	54	0	9.0	15
I	DB8BD	F	ED	9	I 79	AE

WQd U6Rr 6WQd U TUVUe kU

B9BA	m	Q	I	I Vc6	k 6	VV	Vi	Yl	gT
Penn State	0	0	0	0.0-0	0.0-0	0	0-0	0-0	0
E. Michigan	0	1	1	0.0-0	0.0-0	0	0-0	0-0	0
Notre Dame	0	0	0	0.0-0	0.0-0	0	0-0	0-0	0
Michigan	0	0	0	0.0-0	0.0-0	0	0-0	0-0	0
Illinois	1	1	2	0.0-0	0.0-0	0	0-0	0-0	0
Army	0	0	0	0.0-0	0.0-0	0	0-0	0-0	0
Purdue	0	0	0	0.0-0	0.0-0	0	0-0	0-0	0
Iowa	3	0	3	0.0-0	0.0-0	0	0-0	0-0	0
Rutgers	3	3	6	1.0-1	0.0-0	0	0-0	0-0	0
Northwestern	1	1	2	1.0-8	1.0-8	0	0-0	0-0	0
Nebraska	0	0	0	0.0-0	0.0-0	0	0-0	0-0	0
Minnesota	2	0	2	0.0-0	0.0-0	0	0-0	0-0	0
Arizona St.	0	0	0	0.0-0	0.0-0	0	0-0	0-0	0
B9BB	m	Q	I	I Vc6	k 6	VV	Vi	Yl	gT
Illinois State	2	1	3	0.0-0	0.0-0	0	0-0	0-0	0
Maryland	1	2	3	0.0-0	0.0-0	0	0-0	1-9	0
Iowa	3	3	6	0.0-0	0.0-0	0	0-0	0-0	0
Nebraska	2	1	3	0.0-0	0.0-0	0	0-0	0-0	0
Minnesota	4	0	4	1.0-1	0.0-0	0	0-0	0-0	0
Oklahoma St.	2	0	2	0.0-0	0.0-0	0	0-0	0-0	0
B9BC	m	Q	I	I Vc6	k 6	VV	Vi	Yl	gT
Buffalo	10	1	11	0.0-0	0.0-0	0	0-0	0-0	0
Wash. State	10	3	13	1.0-3	0.0-0	0	0-0	0-0	1
G. Southern	6	4	10	1.0-1	1.0-1	0	0-0	2-0	0
Purdue	4	3	7	1.0-3	0.0-0	0	0-0	0-0	1
Rutgers	4	5	9	0.0-0	0.0-0	0	0-0	0-0	1
Iowa	5	2	7	0.0-0	0.0-0	0	0-0	0-0	1
Illinois	6	7	13	0.0-0	0.0-0	0	0-0	0-0	0
Ohio State	4	4	8	0.5-1	0.0-0	0	0-0	0-0	0
Indiana	3	4	7	0.0-0	0.0-0	0	0-0	0-0	0
Northwestern	9	1	10	1.0-1	0.0-0	0	0-0	0-0	0
Nebraska	6	0	6	0.0-0	0.0-0	0	0-0	0-0	0
Minnesota	6	6	12	0.0-0	0.0-0	0	0-0	0-0	0
LSU	1	6	7	1.0-1	0.0-0	0	0-0	0-0	2
B9BD	m	Q	I	I Vc6	k 6	VV	Vi	Yl	gT
W. Michigan	6	1	7	0.0-0	0.0-0	0	0-0	0-0	1
S. Dakota	4	4	8	0.0-0	0.0-0	0	0-0	0-0	1
Alabama	1	1	2	0.0-0	0.0-0	0	0-0	0-0	0
USC	6	1	7	0.0.0	0.0-0	0	0-0	0-0	2
Purdue	4	1	5	0.0-0	0.0-0	0	0-0	0-0	0
Rutgers	1	2	3	0.0-0	0.0-0	0	0-0	0-0	1
Northwestern	3	2	5	1.0-1	0.0-0	0	0-0	0-0	1
Penn State	7	4	11	0.0-0	0.0-0	0	0-0	0-0	0
Iowa	2	1	3	0.0-0	0.0-0	0	0-0	0-0	0
Oregon	10	2	12	0.0-0	0.0-0	0	0-0	0-0	0

WQd U6Rr 6WQd U gme l i Ul ml e k

B9BD	i	r	IT	Q	c
Rutgers	1	0	0	--	--
Northwestern	2	15	0	7.5	15
Penn State	2	26	0	13.0	15
Iowa	0	0	0	--	--
Oregon	1	13	0	13.0	13

SQi UII XWkK

Tackles:	13 (2x) MR: at Illinois, Oct. 21, 2023
Tackles for Loss:	1.0 (7x) MR: at Northwestern, Oct. 19, 2024
Sacks:	1.0 vs. Ga. Southern, Sept. 16, 2023
Interceptions:	2 vs. Ga. Southern, Sept. 16, 2023
Passes Def:	2 (2x) MR: 2 at USC, Sept. 28, 2024
Punt Returns:	2 (2x) MR: 2 vs. Penn State, Oct. 26, 2024
Punt Ret. Yds:	26 vs. Penn State, Oct. 26, 2024

BE SQTU r QSQd UccY

f P g	5T 5 D4 98A
h uzz	x3du5/h uzz x4dy 0

SQi UII i mkX'6 Wkl Ql 'kl 'Sk

r	W6k	Q	r	IT	r 8S	cW
2023	9/1	36	169	0	4.7	21
2024	10/0	33	274	2	8.3	45
I	A 8A	FI	DDC	B	F7D	DE

SQi UII i USU'h 6 Wkl Ql 'kl 'Sk

r	W6k	i	r	IT	r 8S	cW
2023	9/1	4	23	0	5.8	11
2024	10/0	4	35	0	8.8	17
I	A 8A	H	EH	9	GC	AG

SQi UII a'Ysaf VVi Ul mi e kl Ql 'kl 'Sk

r	V6BwK	i	r	IT	Q	cW
2023	9/1	0	0	0	--	--
2024	10/0	1	20	0	20.0	20
I	A 8A	A	B9	9	B979	B9

SQi UII TUVUe k'h Ukl Ql 'kl 'Sk

r	W6k	ml	Ql	I	I Vc6	k 6	VVI	Vi	6I	gT
2023	9/1	2	0	1	0.0-0	0.0-0	0	0	0	0
2024	10/0	0	0	0	0.0-0	0.0-0	0	0	0	0
I	A 8A	B	9	A	9769	9769	9	9	9	9

WQd U6Rr 6WQd U i mkX'6 W6i USU'h 6 W

B9BC	Q	r	IT	c	i	r	IT	c
Buffalo	0	0	0	--	0	0	0	--
Ga. Southern	0	0	0	--	0	0	0	--
Iowa	0	0	0	--	0	0	0	--
Ohio State	1	-4	0	-4	0	0	0	--
Indiana	11	48	0	12	1	11	0	11
Northwestern	9	47	0	13	2	10	0	6
Nebraska	0	0	0	--	0	0	0	--
Minnesota	9	33	0	13	1	2	0	2
LSU	7	45	0	21	0	0	0	--
B9BD	Q	r	IT	c	i	r	IT	c
W. Michigan	4	35	0	12	0	0	0	--
S. Dakota	8	73	0	29	2	13	0	7
Alabama	8	39	0	17	1	5	0	5
USC	1	6	0	6	0	0	0	--
Purdue	5	39	1	30	1	17	0	17
Rutgers	4	72	0	45	0	0	0	--
Northwestern	3	10	1	4	0	0	0	--
Penn State	0	0	0	--	0	0	0	--
Iowa	0	0	0	--	0	0	0	--
Oregon	0	0	0	--	0	0	0	--

WQd U6Rr 6WQd U a'Ysaf VVi Ul ml e k

B9BD	i	r	IT	Q	c
Penn State	1	20	0	20.0	20

WQd U6Rr 6WQd U TUVUe kU

B9BC	ml	Ql	I	I Vc6	k 6	VV	Vi	6I	gT
Indiana	1	0	1	0.0-0	0.0-0	0	0-0	0-0	0
Northwestern	1	0	1	0.0-0	0.0-0	0	0-0	0-0	0

SQi UII XWkK

Rushing Att.:	11 at Indiana, Nov. 4, 2023
Rushing Yards:	73 vs. South Dakota, Sept. 7, 2024
Rushing TDs:	1 (2x) MR: at Northwestern, Oct. 19, 2024
Long Rush:	45 at Rutgers, Oct. 12, 2024
Receptions:	2 (2x) MR: vs. S. Dakota, Sept. 7, 2024
Receiving Yards:	17 vs. Purdue, Oct. 5, 2024
Long. Rec.:	17 vs. Purdue, Oct. 5, 2024

Ad gi Ukl f e s QSXd Qe

g	Y 5g 5 D4B 97F
S	v ' 3du5/g y Q v u0

SQi UII TUVUe k'h Ukl Ql 'kl 'Sk

r	W6k	ml	Ql	I	I Vc6	k 6	VVI	Vi	6I	gT
2020	1/0	0	0	0	0.0-0	0.0-0	0	0	0	0
2021	Did not play									
2022	6/0	6	5	11	0.5-1	0.0-0	0	0	1	1
2023	13/5	27	22	49	1.0-10	0.0-0	0	0	2	3
2024	10/10	29	16	45	2.5-3	0.0-0	0	0	2	3
I	C98/E	FB	DC	A6E	D76D	9769	9	9	E	G

WQd U6Rr 6WQd U TUVUe kU

B9B9	ml	Ql	I	I Vc6	k 6	VV	Vi	6I	gT
Michigan	0	0	0	0.0-0	0.0-0	0	0-0	0-0	0
B9BB	ml	Ql	I	I Vc6	k 6	VV	Vi	6I	gT
Illinois State	1	1	2	0.0-0	0.0-0	0	0-0	1-0	0
Wash. St	1	0	1	0.0-0	0.0-0	0	0-0	0-0	0
N. Mexico St.	0	1	1	0.5-1	0.0-0	0	0-0	0-0	0
Ohio State	2	1	3	0.0-0	0.0-0	0	0-0	0-0	0
Illinois	0	2	2	0.0-0	0.0-0	0	0-0	0-0	0
Northwestern	2	0	2	0.0-0	0.0-0	0	0-0	0-0	1
B9BC	ml	Ql	I	I Vc6	k 6	VV	Vi	6I	gT
Buffalo	1	0	1	0.0-0	0.0-0	0	0-0	0-0	0
Wash. State	3	0	3	0.0-0	0.0-0	0	0-0	0-0	1
Ga. Southern	2	3	5	0.0-0	0.0-0	0	0-0	0-0	1
Purdue	4	3	7	0.0-0	0.0-0	0	0-0	0-0	0
Rutgers	1	0	1	0.0-0	0.0-0	0	0-0	0-0	0
Iowa	6	3	9	0.0-0	0.0-0	0	0-0	0-0	0
Illinois	3	5	8	0.0-0	0.0-0	0	0-0	0-0	0
Ohio State	1	1	2	0.0-0	0.0-0	0	0-0	1-0	0
Indiana	0	2	2	0.0-0	0.0-0	0	0-0	0-0	0
Northwestern	0	1	1	0.0-0	0.0-0	0	0-0	0-0	0
Nebraska	4	1	5	1.0-10	0.0-0	0	0-0	1-0	0
Minnesota	1	1	2	0.0-0	0.0-0	0	0-0	0-0	1
LSU	1	2	3	0.0-0	0.0-0	0	0-0	0-0	0
B9BD	ml	Ql	I	I Vc6	k 6	VV	Vi	6I	gT
W. Michigan	1	1	2	0.0-0	0.0-0	0	0-0	0-0	0
S. Dakota	2	1	3	0.0-0	0.0-0	0	0-0	0-0	0
Alabama	4	0	4	1.0-1	0.0-0	0	0-0	0-0	0
USC	4	0	4	0.0-0	0.0-0	0	0-0	1-0	1
Purdue	0	1	1	0.0-0	0.0-0	0	0-0	0-0	0
Rutgers	5	5	10	1.5-2	0.0-0	0	0-0	1-8	0
Northwestern	2	1	3	0.0-0	0.0-0	0	0-0	0-0	2
Penn State	4	4	8	0.0-0	0.0-0	0	0-0	0-0	0
Iowa	7	1	8	0.0-0	0.0-0	0	0-0	0-0	0
Oregon	0	2	2	0.0-0	0.0-0	0	0-0	0-0	0

SQi UII XWkK

Tackles:	10 at Rutgers, Oct. 12, 2024
Tackles for Loss:	1.5 at Rutgers, Oct. 12, 2024
Sacks:	--
Interceptions:	2 (2x) MR: vs. Ohio State, Oct. 28, 2023
Passes Def.:	2 at Northwestern, Oct. 19, 2024



2024 RESULTS (5-5 OVERALL, 3-4 BIG TEN)									
Date	AP Rank	Opponent	Time (CT)	Result	Overall	Big Ten	Time	Attendance	TV
Aug. 30	RV	WESTERN MICHIGAN	8 p.m.	W, 28-14	1-0	0-0	3:11	75,158	FS1
Sept. 7	RV	SOUTH DAKOTA	2:30 p.m.	W, 27-13	2-0	0-0	3:14	76,069	FS1
Sept. 14	RV	#4 ALABAMA	11:00 a.m.	L, 42-10	2-1	0-0	3:11	76,323	FOX
Sept. 28	--	at #13 USC	2:30 p.m.	L, 38-21	2-2	0-1	3:27	74,118	CBS
Oct. 5	--	PURDUE	11 a.m.	W, 52-6	3-2	1-1	3:06	76,091	BTN
Oct. 12	--	at Rutgers	11 a.m.	W, 42-7	4-2	2-1	3:18	50,111	BTN
Oct. 19	--	at Northwestern	11 a.m.	W, 23-3	5-2	3-1	3:07	12,023	BTN
Oct. 26	--	#3 PENN STATE	6:30 p.m.	L, 28-13	5-3	3-2	3:13	76,403	NBC
Nov. 2	--	at Iowa	6:30 p.m.	L, 42-10	5-4	3-3	3:06	69,250	NBC
Nov. 16	--	#1 OREGON	6:30 p.m.	L, 16-13	5-5	3-4	3:24	76,298	NBC

TEAM STATISTICS		
	WIS	OPP
Scoring	239	209
Points per game	23.9	20.9
Points Off Turnovers	32	65
First Downs	198	169
Rushing	98	88
Passing	82	74
Penalty	18	7
Rushing Yardage	1,693	1,617
Yards gained rushing	1,809	1,777
Yards lost rushing	116	160
Rushing attempts	373	353
Average per rush	4.5	4.6
Average per game	169.3	161.7
TDs Rushing	19	15
Passing Yardage	1,938	1,648
Comp-Att-Int	173-303-9	157-259-4
Average per pass	6.4	6.4
Average per catch	11.2	10.5
Average per game	193.8	164.8
TDs Passing	10	9
Total offense	3,631	3,265
Total plays	676	612
Average per play	5.4	5.3
Average per game	363.1	326.5
Kick returns: #-Yards	18-433	10-167
Punt returns: #-Yards	13-79	14-75
Int returns: #-Yards	4-18	9-127
Kick return average	24.1	16.7
Punt return average	6.1	5.4
Int return average	4.5	14.1
Fumbles-Lost	14-7	11-7
Penalties-Yards	49-332	59-466
Average per game	33.2	46.6
Punts-Yards	45-2,043	53-2,341
Average per punt	45.4	44.2
Net punt average	42.4	40.4
Kickoffs-Yards	49-3,155	46-2,897
Average per kick	64.4	63.0
Net kick average	40.8	39.0
Time of possession / game	30:07	29:53
3rd-down conversion	51/135	51/134
3rd-down pct	38%	38%
4rd-down conversion	11/17	8/14
4rd-down pct	65%	57%
Sacks by-Yards	16-118	11-68
Misc Yards	0	0
Touchdowns scored	29	26
Field goals - attempts	11-15	9-15
On-Side kicks	0-0	0-0
Red-zone scores	(29-36) 81%	(25-30) 83%
Red-zone touchdowns	(22-36) 61%	(17-30) 57%
PAT-attempts	(28-28) 100%	(26-26) 100%
2-point conversion-attempts	(1-1) 100%	(0-0) 0%

Rushing										
Player	gp	att	gain	loss	net	avg	td	lg	avg/g	
Tawee Walker	9	162	796	23	773	4.8	10	55	85.9	
Cade Yacamelli	10	33	278	4	274	8.3	2	45	27.4	
Darrion Dupree	9	64	247	8	239	3.7	1	15	26.6	
Chez Mellusi	4	56	245	13	232	4.1	3	21	58.0	
Dilin Jones	3	16	91	3	88	5.5	0	47	29.3	
Tyler Van Dyke	3	15	47	21	26	1.7	1	9	8.7	
Braedyn Locke	9	18	61	42	19	1.1	2	11	2.1	
Atticus Bertrams	10	1	15	0	15	15.0	0	15	1.5	
Trech Kekahuna	10	1	11	0	11	11.0	0	11	1.1	
Jackson Acker	10	1	4	0	4	4.0	0	4	0.4	
Will Pauling	10	1	4	0	4	4.0	0	4	0.4	
Vinny Anthony II	10	1	4	0	4	4.0	0	4	0.4	
Gideon Ituka	1	2	4	0	4	2.0	0	4	4.0	
Mabrey Mettauer	3	1	2	0	2	2.0	0	2	0.7	
Team	10	1	0	2	-2	-2.0	0	0	-0.2	
Total	10	373	1809	116	1693	4.5	19	55	169.3	
Opponents	10	353	1777	160	1617	4.6	15	35	161.7	

Passing										
Player	gp	effic	comp-att-int	pct	yds	td	lg	avg/g		
Braedyn Locke	9	114.5	129-234-9	55.1	1514	9	69	168.2		
Tyler Van Dyke	3	120.2	43-68-0	63.2	422	1	50	140.7		
Mabrey Mettauer	3	116.8	1-1-0	100.0	2	0	2	0.7		
Total	10	115.8	173-303-9	57.1	1938	10	69	193.8		
Opponents	10	122.4	157-259-4	60.6	1648	9	52	164.8		

Receiving										
Player	gp	no.	yds	avg	td	lg	avg/g			
Will Pauling	10	42	407	9.7	3	28	40.7			
Vinny Anthony II	10	28	496	17.7	2	63	49.6			
Trech Kekahuna	10	16	236	14.8	2	69	23.6			
CJ Williams	10	15	240	16.0	2	50	24.0			
Bryson Green	6	13	167	12.8	0	35	27.8			
Tucker Ashcraft	10	11	78	7.1	1	18	7.8			
Riley Nowakowski	10	10	66	6.6	0	15	6.6			
Darrion Dupree	9	10	105	10.5	0	26	11.7			
Tawee Walker	9	9	23	2.6	0	8	2.6			
Chez Mellusi	4	6	17	2.8	0	10	4.3			
Jackson Acker	10	4	18	4.5	0	7	1.8			
Cade Yacamelli	10	4	35	8.8	0	17	3.5			
JT Seagreaves	5	2	23	11.5	0	21	4.6			
Tyrell Henry	5	1	12	12.0	0	12	2.4			
Quincy Burroughs	7	1	13	13.0	0	13	1.9			
Jackson McGohan	3	1	2	2.0	0	2	0.7			
Total	10	173	1938	11.2	10	69	193.8			
Opponents	10	157	1648	10.5	9	52	164.8			

Scoring

Player	td	fg	PAT				dxdp	saf	pts
			kick	rush	rcv	pass			
Nathaniel Vakos	-	11-15	28-28	-	-	-	-	-	61
Tawee Walker	10	-	-	-	-	-	-	-	60
Chez Mellusi	3	-	-	-	-	-	-	-	18
Will Pauling	3	-	-	-	-	-	-	-	18
Trech Kekahuna	2	-	-	-	1	-	-	-	14
Braedyn Locke	2	-	-	-	-	-	-	-	12
CJ Williams	2	-	-	-	-	-	-	-	12
Vinny Anthony II	2	-	-	-	-	-	-	-	12
Cade Yacamelli	2	-	-	-	-	-	-	-	12
Tyler Van Dyke	1	-	-	-	-	1	-	-	6
Tucker Ashcraft	1	-	-	-	-	-	-	-	6
Darrion Dupree	1	-	-	-	-	-	-	-	6
Total	29	11-15	28-28	0	1	1	0	1	239
Opponents	26	9-15	26-26	0	0	0	0	0	209

Field Goals

Player	fg	pct.	01-19	20-29	30-39	40-49	50-99	lg	blk
Nathaniel Vakos	11-15	73.3	0-0	3-3	5-7	0-2	3-3	53	1
Opponents	9-15	60.0	0-0	5-6	2-3	2-4	0-2	42	2

FG Sequence

Team Name	Wisconsin	Opponents
Purdue	(26)	(21),(23)
Iowa	(38)	56
Northwestern	41	51,28,(26)
Oregon	(31),(35)	(35),(42),(24)
Rutgers	35	37
Western Mich.	36,(33),(23)	48
South Dakota	(24),(50)	(25),(32)
Alabama	(53),44	46
Penn St.	(50),(32)	
Southern California		(41)

Total Offense

Player	g	plays	rush	pass	total	avg/g
Braedyn Locke	9	252	19	1514	1533	170.3
Tawee Walker	9	162	773	0	773	85.9
Tyler Van Dyke	3	83	26	422	448	149.3
Cade Yacamelli	10	33	274	0	274	27.4
Darrion Dupree	9	64	239	0	239	26.6
Chez Mellusi	4	56	232	0	232	58.0
Dilin Jones	3	16	88	0	88	29.3
Atticus Bertrams	10	1	15	0	15	1.5
Trech Kekahuna	10	1	11	0	11	1.1
Jackson Acker	10	1	4	0	4	0.4
Will Pauling	10	1	4	0	4	0.4
Vinny Anthony II	10	1	4	0	4	0.4
Mabrey Mettauer	3	2	2	2	4	1.3
Gideon Ituka	1	2	4	0	4	4.0
Team	10	0	-2	0	-2	-0.2
Total	10	676	1693	1938	3631	363.1
Opponents	10	612	1617	1648	3265	326.5

Punting

Player	no.	yds	avg	lg	tb	fc	i20	50+	blk
Atticus Bertrams	45	2043	45.4	74	3	11	16	13	0
Total	45	2043	45.4	74	3	11	16	13	0
Opponents	53	2341	44.2	64	6	18	20	14	0

Kickoffs

Player	no.	yds	avg	tb	ob	retn	net	ydlIn
Gavin Lahm	49	3155	64.4	36	2			
Total	49	3155	64.4	36	2	10	40.8	24
Opponents	46	2897	63.0	25	0	18	39	26

Punt Returns

Player	no.	yds	avg	td	lg
Hunter Wohler	6	54	9.0	0	15
Tyrell Henry	3	17	5.7	0	9
Vinny Anthony II	4	8	2.0	0	3
Total	13	79	6.1	0	15
Opponents	14	75	5.4	0	23

Interceptions

Player	no.	yds	avg	td	lg
Preston Zachman	2	8	4.0	0	8
Nyzier Fourqurean	1	10	10.0	0	10
Xavier Lucas	1	0	0.0	0	0
Total	4	18	4.5	0	10
Opponents	9	127	14.1	2	55

Kick Returns

Player	no.	yds	avg	td	lg
Vinny Anthony II	9	252	28.0	0	74
Trech Kekahuna	7	142	20.3	0	28
Cade Yacamelli	2	39	19.5	0	20
Total	18	433	24.1	0	74
Opponents	10	167	16.7	0	23

Fumbles Recovered

Player	no.	yds	avg	td	lg
Darrion Dupree	0	7	0.0	0	7
Cayson Pfeiffer	1	0	0.0	0	0
Ben Barten	1	0	0.0	0	0
Nyzier Fourqurean	1	0	0.0	0	0
Elijah Hills	1	0	0.0	0	0
Vinny Anthony II	1	0	0.0	0	0
Austin Brown	1	0	0.0	0	0
Braedyn Moore	1	0	0.0	0	0
Total	7	7	1.0	0	7
Opponents	7	3	0.4	0	3

GAME-BY-GAME PASSING

#10 Tyler Van Dyke	Comp	Att	Int	Pct	Yards	TD	Long	Sacked	Effic.
Western Mich.	21	36	0	58.3	192	0	17	1-9	103.1
South Dakota	17	27	0	63.0	214	1	50	2-10	141.8
Alabama	5	5	0	100.0	16	0	11	0-0	126.9
Totals	43	68	0	63.2	422	1	50	3-19	120.2

#11 Mabrey Mettauer	Comp	Att	Int	Pct	Yards	TD	Long	Sacked	Effic.
Purdue	1	1	0	100.0	2	0	2	0-0	116.8
Totals	1	1	0	100.0	2	0	2	0-0	116.8

#18 Braedyn Locke	Comp	Att	Int	Pct	Yards	TD	Long	Sacked	Effic.
Alabama	13	26	0	50.0	125	1	25	2-15	103.1
Southern California	13	26	1	50.0	180	1	63	0-0	113.2
Purdue	20	31	2	64.5	359	3	69	0-0	180.8
Rutgers	20	28	1	71.4	240	1	47	1-3	148.1
Northwestern	14	24	1	58.3	160	1	26	2-8	119.7
Penn St.	22	42	1	52.4	217	0	33	0-0	91.0
Iowa	15	29	2	51.7	137	1	33	1-5	89.0
Oregon	12	28	1	42.9	96	1	43	2-11	76.3
Totals	129	234	9	55.1	1514	9	69	8-42	114.5

GAME-BY-GAME RUSHING

Rushing											
Player	No-Yds/TD	WMU	SD	UA	USC	Purdue	RU	NU	PSU	Iowa	Oregon
Tawee Walker	162-773/10	15-66/1	DNP	11-26/0	12-55/2	19-94/3	24-198/3	23-126/0	22-59/1	16-52/0	20-97/0
Darrion Dupree	64-239/1	DNP	6-24/0	8-24/0	2-13/0	7-24/0	10-26/1	11-40/0	3-3/0	7-52/0	10-33/0
Chez Mellusi	56-232/3	19-74/1	16-60/2	11-66/0	10-32/0	DNP	DNP	DNP	DNP	DNP	DNP
Cade Yacamelli	33-274/2	4-35/0	8-73/0	8-39/0	1-6/0	5-39/1	4-72/0	3-10/1	-	-	-
Braedyn Locke	18-19/2	DNP	-	2-15/0	-	-	3-6/1	5-12/1	-	5-20/0	3--4/0
Dilin Jones	16-88/0	DNP	4-14/0	DNP	DNP	7-65/0	5-9/0	DNP	DNP	DNP	DNP
Tyler Van Dyke	15-26/1	8-21/1	6--4/0	1-9/0	DNP	DNP	DNP	DNP	DNP	DNP	DNP
Gideon Ituka	2-4/0	DNP	DNP	DNP	DNP	2-4/0	DNP	DNP	DNP	DNP	DNP
Atticus Bertrams	1-15/0	-	-	-	-	-	-	-	1-15/0	-	-
Trech Kekahuna	1-11/0	-	-	-	-	-	-	1-11/0	-	-	-
Will Pauling	1-4/0	-	-	-	-	-	-	-	1-4/0	-	-
Vinny Anthony II	1-4/0	-	-	-	-	-	-	-	-	-	1-4/0
Jackson Acker	1-4/0	-	1-4/0	-	-	-	-	-	-	-	-
Mabrey Mettauer	1-2/0	DNP	DNP	DNP	DNP	1-2/0	-	-	DNP	DNP	DNP

GAME-BY-GAME RECEIVING

Receiving											
Player	No-Yds/TD	WMU	SD	UA	USC	Purdue	RU	NU	PSU	Iowa	Oregon
Will Pauling	42-407/3	6-60/0	4-48/0	9-83/1	2-11/0	-	4-49/1	5-51/0	8-79/0	2-17/0	2-9/1
Vinny Anthony II	28-496/2	-	2-41/0	2-29/0	3-70/1	2-66/1	2-81/0	2-27/0	7-68/0	4-61/0	4-53/0
Trech Kekahuna	16-236/2	3-34/0	1-8/0	-	-	6-134/2	4-39/0	1-18/0	-	-	1-3/0
CJ Williams	15-240/2	-	2-53/1	-	1-15/0	4-60/0	1-6/0	2-28/0	2-41/0	2-32/1	1-5/0
Bryson Green	13-167/0	4-39/0	3-38/0	1-12/0	4-65/0	-	DNP	DNP	DNP	DNP	1-13/0
Tucker Ashcraft	11-78/1	2-22/0	-	-	-	1-5/0	2-23/0	1-3/1	1-4/0	3-8/0	1-13/0
Darrion Dupree	10-105/0	DNP	-	-	1-4/0	2-23/0	2-20/0	1-26/0	1-14/0	2-17/0	1-1/0
Riley Nowakowski	10-66/0	2-22/0	-	-	1-9/0	2-21/0	2-4/0	-	1-8/0	2-2/0	-
Tawee Walker	9-23/0	2-11/0	DNP	1-0/0	-	-	1-3/0	2-7/0	2-3/0	-	1-1/0
Chez Mellusi	6-17/0	1-3/0	1-2/0	4-12/0	-	DNP	DNP	DNP	DNP	DNP	DNP
Cade Yacamelli	4-35/0	-	2-13/0	1-5/0	-	1-17/0	-	-	-	-	-
Jackson Acker	4-18/0	1-1/0	2-11/0	-	1-6/0	-	-	-	-	-	-
JT Seagreaves	2-23/0	-	-	-	DNP	1-21/0	1-2/0	DNP	DNP	DNP	DNP
Quincy Burroughs	1-13/0	DNP	DNP	-	DNP	-	1-13/0	-	-	-	-
Tyrell Henry	1-12/0	-	-	-	-	1-12/0	DNP	DNP	DNP	DNP	DNP
Jackson McGohan	1-2/0	DNP	-	DNP	DNP	1-2/0	-	DNP	DNP	DNP	DNP

GAME-BY-GAME PUNT RETURNS

Punt Returns											
Player	No-Yds	WMU	SD	UA	USC	Purdue	RU	NU	PSU	Iowa	Oregon
Hunter Wohler	6-54	-	-	-	-	-	1-0	2-15	2-26	-	1-13
Vinny Anthony II	4-8	-	2-3	-	-	2-5	-	-	-	-	-
Tyrell Henry	3-17	-	-	-	2-8	1-9	DNP	DNP	DNP	DNP	DNP

GAME-BY-GAME KICK RETURNS

Kick Returns											
Player	No-Yds	WMU	SD	UA	USC	Purdue	RU	NU	PSU	Iowa	Oregon
Vinny Anthony II	9-252	-	-	3-62	2-92	-	-	1-38	1-15	1-19	1-26
Trech Kekahuna	7-142	3-62	4-80	-	-	-	-	-	-	-	-
Cade Yacamelli	2-39	-	-	-	-	-	1-19	-	1-20	-	-

GAME-BY-GAME INTERCEPTION RETURNS

Interceptions Returns

Player	No-Yds	WMU	SD	UA	USC	Purdue	RU	NU	PSU	Iowa	Oregon
Preston Zachman	2-8	-	-	-	1-0	-	1-8	-	-	-	-
Nyzier Fourqurean	1-10	-	-	-	-	-	-	-	-	-	1-10
Xavier Lucas	1-0	1-0	-	-	-	-	-	-	-	-	-

GAME-BY-GAME FUMBLE RETURNS

Fumble Returns

Player	No-Yds	WMU	SD	UA	USC	Purdue	RU	NU	PSU	Iowa	Oregon
Nyzier Fourqurean	1-0	-	-	-	-	-	-	-	1-0	-	-
Vinny Anthony II	1-0	-	-	-	1-0	-	-	-	-	-	-
Austin Brown	1-0	1-0	-	-	-	-	-	-	-	-	-
Braedyn Moore	1-0	DNP	-	-	DNP	1-0	-	DNP	DNP	-	DNP
Ben Barten	1-0	-	-	-	1-0	-	-	-	-	-	-
Elijah Hills	1-0	-	-	-	-	-	-	1-0	-	-	-
Cayson Pfeiffer	1-0	-	-	-	-	1-0	-	-	-	-	-

DEFENSIVE STATISTICS

Team Defense

			Tackles				Sacks	Pass defense			Fumbles		blkd	
##	Player	gp	ua	a	tot	tfl/yds	no-yds	int-yds	brup	qbh	fr-yds	ff	kick	saf
24	Hunter Wohler	10	44	19	63	1-1	.	.	6	.	.	.	.	.
7	Jaheim Thomas	10	24	28	52	2-8	1-7	.	.	.	.	.	.	.
1	Jake Chaney	10	23	28	51	4-9	1-3	.	1	2	.	.	.	.
28	Christian Alliegro	10	29	18	47	5-35	3-31	.	1	.	.	.	.	.
14	Preston Zachman	10	29	16	45	2.5-3	.	2-8	3	.	.	.	.	.
3	Nyzier Fourqurean	10	33	11	44	2-3	.	1-10	5	1	1-0	.	.	.
9	Austin Brown	10	25	14	39	2-5	1-2	.	2	.	1-0	1	.	.
8	Leon Lowery	10	17	10	27	1-1	1-1	.	.	4	.	.	.	.
92	Curt Neal	10	12	14	26	2-6	0.5-4	.	.	3	.	.	.	.
59	Aaron Witt	9	15	7	22	4.5-6	.	.	.	1	.	.	.	.
94	Elijah Hills	10	13	8	21	4.5-17	2-14	.	1	1	1-0	.	.	.
17	Darryl Peterson	10	10	10	20	1-7	1-7	.	1	1	.	.	.	.
4	Tackett Curtis	10	13	6	19	1.5-3	.	.	1	.	.	.	.	.
68	Ben Barten	10	7	9	16	.	.	.	2	1	1-0	.	1	.
0	John Pius	10	7	7	14	2.5-13	2.5-13	.	.	3	.	1	.	.
6	Xavier Lucas	10	8	3	11	1.5-15	1-15	1-0	2	.	.	.	.	.
2	Ricardo Hallman	10	10	1	11	.	.	.	4	.	.	.	1	.
12	Max Lofy	7	6	3	9	.	.	.	1	.	.	.	.	.
15	Sebastian Cheeks	9	4	5	9	2-21	2-21	.	.	.	.	.	.	.
5	RJ Delancy III	9	6	1	7	.	.	.	.	.	.	.	.	.
76	Dillan Johnson	9	2	3	5	.	.	.	.	.	.	.	.	.
8	Vinny Anthony II	10	2	1	3	.	.	.	.	.	1-0	.	.	.
95	Brandon Lane Jr.	6	2	1	3	.	.	.	.	.	.	.	.	.
18	Owen Arnett	9	2	1	3	.	.	.	.	.	.	.	.	.
96	Cade McDonald	9	1	2	3	.	.	.	.	1	.	.	.	.
43	Grover Bortolotti	9	1	1	2	.	.	.	.	.	.	.	.	.
6	Will Pauling	10	2	.	2	.	.	.	.	.	.	.	.	.
27	Haakon Anderson	10	2	.	2	.	.	.	.	.	.	.	.	.
84	Chris Brooks Jr.	10	1	1	2	.	.	.	.	.	.	.	.	.
20	Braedyn Moore	5	.	2	2	.	.	.	.	.	1-0	.	.	.
21	Jonas Duclona	3	2	.	2	.	.	.	.	.	.	.	.	.
22	Jace Arnold	8	1	.	1	.	.	.	.	.	.	.	.	.
60	Joe Huber	10	.	1	1	.	.	.	.	.	.	.	.	.
16	Amare Snowden	2	1	.	1	.	.	.	.	.	.	.	.	.
2	Trech Kekahuna	10	1	.	1	.	.	.	.	.	.	.	.	.
42	Tyler Jansey	4	1	.	1	.	.	.	.	.	.	.	.	.
71	Riley Mahlman	10	.	1	1	.	.	.	.	.	.	.	.	.
79	Jack Nelson	10	.	1	1	.	.	.	.	.	.	.	.	.
5	Quincy Burroughs	7	.	1	1	.	.	.	.	.	.	.	.	.
37	Riley Nowakowski	10	1	.	1	.	.	.	.	.	.	.	.	.
13	Kamo'i Latu	3	1	.	1	.	.	.	1	.	.	1	.	.



GAME-BY-GAME TACKLES

Total Tackles														
Player	S-A	Total	WMU	SD	UA	USC	Purdue	RU	NU	PSU	Iowa	Oregon		
Hunter Wohler	44-19	63	6-1	4-4	1-1	6-1	4-1	1-2	3-2	7-4	2-1	10-2		
Jaheim Thomas	24-28	52	4-2	1-5	1-3	2-4	4-2	3-5	4-3	5-4	-	-		
Jake Chaney	23-28	51	3-1	1-3	1-1	2-1	4-0	1-5	3-3	1-4	5-5	2-5		
Christian Alliegro	29-18	47	2-1	1-1	1-1	4-0	-	3-1	1-3	2-0	7-9	8-2		
Preston Zachman	29-16	45	1-1	2-1	4-0	4-0	0-1	5-5	2-1	4-4	7-1	0-2		
Nyzier Fourqurean	33-11	44	3-4	1-0	2-1	6-1	1-0	2-0	1-2	6-2	4-1	7-0		
Austin Brown	25-14	39	1-0	0-1	2-0	8-1	2-0	1-3	1-4	4-4	1-0	5-1		
Leon Lowery	17-10	27	3-1	1-1	4-1	2-2	2-1	0-1	0-1	3-0	1-2	1-0		
Curt Neal	12-14	26	1-3	0-4	-	1-2	-	1-0	1-2	3-0	3-1	2-2		
Aaron Witt	15-7	22	0-2	3-1	4-1	3-0	DNP	0-1	1-0	1-1	3-1	-		
Elijah Hills	13-8	21	1-0	2-0	-	3-0	-	0-2	3-2	0-2	3-1	1-1		
Darryl Peterson	10-10	20	0-2	2-2	2-3	1-0	1-1	2-1	1-0	0-1	-	1-0		
Tackett Curtis	13-6	19	-	3-2	3-2	2-0	3-1	1-1	-	-	1-0	-		
Ben Barten	7-9	16	1-2	2-0	0-1	-	-	0-1	1-1	1-0	1-3	1-1		
John Pius	7-7	14	0-1	-	1-0	1-0	1-1	0-2	1-0	-	2-0	1-3		
Ricardo Hallman	10-1	11	-	2-0	3-0	2-0	-	1-1	-	-	-	2-0		
Xavier Lucas	8-3	11	1-1	-	-	2-0	1-0	1-2	1-0	-	-	2-0		
Max Lofy	6-3	9	2-0	0-1	2-0	DNP	-	1-1	0-1	1-0	DNP	DNP		
Sebastian Cheeks	4-5	9	-	-	-	DNP	2-1	1-1	0-3	-	1-0	-		
RJ Delancy III	6-1	7	1-1	-	-	1-0	2-0	-	1-0	1-0	DNP	-		
Dillan Johnson	2-3	5	-	-	0-1	DNP	-	-	0-1	-	1-0	1-1		
Vinny Anthony II	2-1	3	-	-	-	1-0	-	-	1-0	-	-	0-1		
Owen Arnett	2-1	3	-	-	-	DNP	1-1	-	-	-	-	1-0		
Brandon Lane Jr.	2-1	3	DNP	DNP	1-0	1-0	-	0-1	DNP	-	-	DNP		
Cade McDonald	1-2	3	0-1	-	-	1-0	-	-	-	-	0-1	DNP		
Will Pauling	2-0	2	-	-	-	-	-	-	-	1-0	-	1-0		
Jonas Duclona	2-0	2	-	-	2-0	DNP	DNP	DNP	DNP	DNP	DNP	DNP		
Haakon Anderson	2-0	2	1-0	-	-	-	-	1-0	-	-	-	-		
Grover Bortolotti	1-1	2	-	-	DNP	-	0-1	-	-	-	1-0	-		
Chris Brooks Jr.	1-1	2	-	-	-	-	1-1	-	-	-	-	-		
Braedyn Moore	0-2	2	DNP	-	-	DNP	-	0-2	DNP	DNP	-	DNP		
Trech Kekahuna	1-0	1	-	-	-	-	1-0	-	-	-	-	-		
CJ Williams	1-0	1	-	-	-	-	-	-	-	-	1-0	-		
Kamo'i Latu	1-0	1	DNP	-	-	DNP	1-0	DNP	DNP	DNP	DNP	DNP		
Amare Snowden	1-0	1	DNP	DNP	DNP	DNP	1-0	-	DNP	DNP	DNP	DNP		
Jace Arnold	1-0	1	-	-	-	DNP	-	-	-	1-0	-	DNP		
Jackson Acker	1-0	1	-	-	-	-	-	-	-	-	-	1-0		
Riley Nowakowski	1-0	1	-	-	-	-	-	-	-	-	1-0	-		
Tyler Jansey	1-0	1	DNP	-	-	DNP	-	1-0	DNP	DNP	DNP	DNP		
Quincy Burroughs	0-1	1	DNP	DNP	-	DNP	-	-	0-1	-	-	-		
Joe Huber	0-1	1	-	-	-	-	-	0-1	-	-	-	-		
Riley Mahlman	0-1	1	-	-	-	-	-	0-1	-	-	-	-		
Jack Nelson	0-1	1	-	-	-	-	-	-	-	-	-	0-1		

GAME-BY-GAME TFLs

Player	UA-A	Total	WMU	SD	UA	USC	Purdue	RU	NU	PSU	Iowa	Oregon
Christian Alliegro	4-2	5.0	-	1.5-10	1.0-8	-	-	-	-	-	1.5-15	1.0-2
Elijah Hills	4-1	4.5	1.0-6	2.0-9	-	-	-	-	-	0.5-1	1.0-1	-
Aaron Witt	3-3	4.5	-	0.5-0	2.0-3	1.0-1	DNP	-	-	0.5-1	0.5-1	-
Jake Chaney	4-0	4.0	-	-	-	-	-	-	1.0-3	1.0-3	-	-
John Pius	2-1	2.5	-	-	-	-	2.0-3	-	1.0-5	-	-	1.0-4
Preston Zachman	2-1	2.5	-	-	1.0-1	-	-	1.5-2	-	-	-	-
Nyzier Fourqurean	2-0	2.0	-	-	-	1.0-2	-	-	-	-	-	1.0-1
Jaheim Thomas	2-0	2.0	-	-	-	-	1.0-7	-	-	1.0-1	-	-
Austin Brown	2-0	2.0	-	-	-	2.0-5	-	-	-	-	-	-
Sebastian Cheeks	1-2	2.0	-	-	-	DNP	1.5-16	-	0.5-5	-	-	-
Curt Neal	1-2	2.0	-	0.5-1	-	-	-	0.5-4	-	-	-	1.0-1
Tackett Curtis	1-1	1.5	-	0.5-2	-	-	1.0-1	-	-	-	-	-
Xavier Lucas	1-1	1.5	-	-	-	-	-	0.5-0	-	-	-	1.0-15
Leon Lowery	1-0	1.0	-	-	1.0-1	-	-	-	-	-	-	-
Darryl Peterson	1-0	1.0	-	1.0-7	-	-	-	-	-	-	-	-
Hunter Wohler	1-0	1.0	-	-	-	-	-	-	1.0-1	-	-	-

GAME-BY-GAME SACKS

Player	UA-A	Total	WMU	SD	UA	USC	Purdue	RU	NU	PSU	Iowa	Oregon
Christian Alliegro	3-0	3	-	1-9	1-8	-	-	-	-	1-14	-	-
John Pius	2-1	2.5	-	-	-	-	0.5-4	-	1-5	-	-	1-4
Elijah Hills	2-0	2	1-6	1-8	-	-	-	-	-	-	-	-
Sebastian Cheeks	1-2	2	-	-	-	DNP	1.5-16	-	0.5-5	-	-	-
Jake Chaney	1-0	1	-	-	-	-	-	-	1-3	-	-	-
Xavier Lucas	1-0	1	-	-	-	-	-	-	-	-	1-15	-
Jaheim Thomas	1-0	1	-	-	-	-	1-7	-	-	-	-	-
Leon Lowery	1-0	1	-	-	1-1	-	-	-	-	-	-	-
Austin Brown	1-0	1	-	-	-	1-2	-	-	-	-	-	-
Darryl Peterson	1-0	1	-	1-7	-	-	-	-	-	-	-	-
Curt Neal	0-1	0.5	-	-	-	-	-	-	0.5-4	-	-	-

GAME-BY-GAME STARTERS

OFF	QB	RB	WR	WR	WR	WR/TE	TE	LT	LG	C	RG	RT
WMU	Van Dyke	Walker	Anthony	Pauling	Green	--	Nowakowski	J. Nelson	Brunner	Renfro	Huber	Mahlman
SD	Van Dyke	Mellusi	Anthony	Pauling	Green	--	Nowakowski	J. Nelson	Brunner	Renfro	Huber	Mahlman
ALA	Van Dyke	Mellusi	Anthony	Pauling	Green	--	Ashcraft	J. Nelson	Brunner	Renfro	Huber	Mahlman
USC	Locke	Mellusi	Anthony	Pauling	Green	--	Ashcraft	J. Nelson	Brunner	Renfro	Huber	Mahlman
PUR	Locke	Walker	Anthony	Pauling	Green	--	Nowakowski	J. Nelson	Brunner	Renfro	Huber	Mahlman
RUT	Locke	Walker	Anthony	Pauling	Williams	--	Nowakowski	J. Nelson	Brunner	Renfro	Huber	Mahlman
NW	Locke	Walker	Anthony	Pauling	Williams	--	Nowakowski	J. Nelson	Brunner	Renfro	Huber	Mahlman
PSU	Locke	Walker	Anthony	Pauling	Williams	--	Nowakowski	J. Nelson	Brunner	Renfro	Huber	Mahlman
IOWA	Locke	Walker	Anthony	Pauling	Williams	--	Ashcraft	J. Nelson	Brunner	Renfro	Huber	Mahlman
ORE	Locke	Walker	Anthony	Pauling	--	Ashcraft	Nowakowski	J.Nelson	Brunner	Renfro	Huber	Mahlman

DEF	DE	NT	DE	OLB	ILB	ILB	OLB	CB	S	S	S	CB	NB
WMU	Barten	--	Neal	Peterson	Chaney	Thomas	Lowery	Hallman	Wohler	Zachman	--	Fourqurean	Lofy
SD	Barten	--	Neal	Peterson	Chaney	Thomas	Lowery	Hallman	Wohler	Zachman	--	Fourqurean	Lofy
ALA	Barten	--	Neal	Peterson	Curtis	Thomas	Lowery	Hallman	Wohler	Zachman	--	Fourqurean	Lofy
USC	Barten	--	Neal	Witt	Chaney	Thomas	Lowery	Hallman	Wohler	Zachman	--	Fourqurean	Brown
PUR	Barten	--	Neal	Peterson	Chaney	Thomas	Lowery	Hallman	Wohler	Zachman	--	Fourqurean	Brown
RUT	Barten	--	Neal	Peterson	Chaney	Thomas	Lowery	Hallman	Wohler	Zachman	--	Fourqurean	Brown
NW	Barten	--	Neal	Peterson	Chaney	Thomas	Lowery	Hallman	Wohler	Zachman	--	Fourqurean	Brown
PSU	Barten	Neal	Hills	Witt	Chaney	Thomas	--	Hallman	Wohler	Zachman	--	Fourqurean	Brown
IOWA	Barten	--	Neal	Witt	Chaney	Thomas	Lowery	Hallman	Wohler	Zachman	--	Fourqurean	Brown
ORE	Barten	--	Neal	Witt	Chaney	Alliegro	Peterson	Hallman	Wohler	Zachman	--	Fourqurean	Brown

PARTICIPATION

#	Player	GP/GS	WMU	SD	ALA	USC	PUR	RUT	NW	PSU	IOWA	ORE
0	John Pius	10/0	XXX	XXX	XXX	XXX	XXX	XXX	XXX	XXX	XXX	XXX
1	Jake Chaney	10/9	START	START	XXX	START	START	START	START	START	START	START
1	Chez Mellusi	4/3	XXX	START	START	START	...	...	...	...	...	...
2	Ricardo Hallman	10/10	START	START	START	START	START	START	START	START	START	START
2	Trech Kekahuna	10/0	XXX	XXX	XXX	XXX	XXX	XXX	XXX	XXX	XXX	XXX
3	Nyzier Fourqurean	10/10	START	START	START	START	START	START	START	START	START	START
3	Tawee Walker	9/7	START	...	XXX	XXX	START	START	START	START	START	START
4	CJ Williams	10/4	XXX	XXX	XXX	XXX	XXX	START	START	START	START	XXX
4	Tackett Curtis	10/1	XXX	XXX	START	XXX	XXX	XXX	XXX	XXX	XXX	XXX
5	Quincy Burroughs	8/0	...	...	XXX	XXX	XXX	XXX	XXX	XXX	XXX	XXX
5	RJ Delancy III	9/0	XXX	XXX	XXX	XXX	XXX	XXX	XXX	XXX	...	XXX
6	Will Pauling	10/10	START	START	START	START	START	START	START	START	START	START
6	Xavier Lucas	10/0	XXX	XXX	XXX	XXX	XXX	XXX	XXX	XXX	XXX	XXX
7	Dilin Jones	3/0	...	XXX	...	...	XXX	XXX	...	...	...	...
7	Jaheim Thomas	10/9	SART	START	START	START	START	START	START	START	START	XXX
8	Vinny Anthony	10/10	START	START	START	START	START	START	START	START	START	START
8	Leon Lowery	10/9	START	START	START	START	START	START	START	XXX	START	START
9	Austin Brown	10/7	XXX	XXX	XXX	START	START	START	START	START	START	START
9	Bryson Green	6/5	START	START	START	START	START	...	...	...	...	XXX
10	Tyler Van Dyke	3/3	START	START	START	...	...	...	...	...	...	...
11	Mabrey Mettauer	3/0	...	...	...	...	XXX	XXX	XXX	...	...	...
12	Max Lofy	8/3	START	START	START	...	XXX	XXX	XXX	XXX	...	XXX
13	Darrion Dupree	9/0	...	XXX	XXX	XXX	XXX	XXX	XXX	XXX	XXX	XXX
13	Kamo'i Latu	4/0	...	XXX	XXX	XXX	XXX	...	...	...	...	...
14	Tyrell Henry	5/0	XXX	XXX	XXX	XXX	XXX	...	...	...	...	...
14	Preston Zachman	10/10	START	START	START	START	START	START	START	START	START	START
15	Sebastian Cheeks	10/0	XXX	XXX	XXX	XXX	XXX	XXX	XXX	XXX	XXX	XXX
16	Amare Snowden	2/0	...	...	...	...	XXX	XXX	...	...	...	...
17	Darryl Peterson	10/7	START	START	START	XXX	START	START	START	XXX	XXX	START
18	Owen Arnett	10/0	XXX	XXX	XXX	XXX	XXX	XXX	XXX	XXX	XXX	XXX
18	Braedyn Locke	9/7	...	XXX	XXX	START	START	START	START	START	START	START
20	Braedyn Moore	5/0	...	XXX	XXX	...	XXX	XXX	...	...	...	XXX
21	Jonas Duclona	4/0	XXX	XXX	XXX	XXX	...	...	...	...	...	...
22	Jace Arnold	10/0	XXX	XXX	XXX	XXX	XXX	XXX	XXX	XXX	XXX	XXX
22	Kyan Berry-Johnson	3/0	...	...	...	...	XXX	XXX	...	...	...	XXX
24	Hunter Wohler	10/10	START	START	START	START	START	START	START	START	START	START
25	Cade Yacamelli	10/0	XXX	XXX	XXX	XXX	XXX	XXX	XXX	XXX	XXX	XXX
26	Grady O'Neill	1/0	...	...	...	...	...	XXX	...	...	...	...
27	Haakon Anderson	10/0	XXX	XXX	XXX	XXX	XXX	XXX	XXX	XXX	XXX	XXX
28	Christian Alliegro	10/1	XXX	XXX	XXX	XXX	XXX	XXX	XXX	XXX	XXX	START
28	Gavin Meyers	10/0	XXX	XXX	XXX	XXX	XXX	XXX	XXX	XXX	XXX	XXX
30	Alex Moeller	1/0	...	...	...	...	XXX	...	...	...	...	...
31	Gideon Ituka	1/0	...	...	...	...	XXX	...	...	...	...	...
34	Jackson Acker	10/0	XXX	XXX	XXX	XXX	XXX	XXX	XXX	XXX	XXX	XXX
34	Charlie Jarvis	5/0	...	...	...	...	...	XXX	XXX	XXX	XXX	XXX
37	Riley Nowakowski	10/7	START	START	XXX	XXX	START	START	START	START	XXX	START
38	Tucker Ashcraft	10/4	XXX	XXX	START	START	XXX	XXX	XXX	XXX	START	START
41	JT Seagreaves	5/0	XXX	XXX	XXX	...	XXX	XXX	...	...	...	...
42	Tyler Jansey	4/0	...	XXX	XXX	...	XXX	XXX	...	...	...	...
43	Grover Bortolotti	10/0	XXX	XXX	XXX	XXX	XXX	XXX	XXX	XXX	XXX	XXX
45	Garrison Sollday	10/0	XXX	XXX	XXX	XXX	XXX	XXX	XXX	XXX	XXX	XXX
49	Atticus Bertrams	10/0	XXX	XXX	XXX	XXX	XXX	XXX	XXX	XXX	XXX	XXX
50	Ryan Cory	1/0	...	...	...	...	XXX	...	...	...	...	...
55	Kevin Heywood	10/0	XXX	XXX	XXX	XXX	XXX	XXX	XXX	XXX	XXX	XXX
56	Joe Brunner	10/10	START	START	START	START	START	START	START	START	START	START
57	Jake Renfro	10/10	START	START	START	START	START	START	START	START	START	START
59	Aaron Witt	9/4	XXX	XXX	XXX	START	...	XXX	XXX	START	START	START
60	Joe Huber	10/10	START	START	START	START	START	START	START	START	START	START
67	J.P. Benzschawel	10/0	XXX	XXX	XXX	XXX	XXX	XXX	XXX	XXX	XXX	XXX
68	Ben Barten	10/10	START	START	START	START	START	START	START	START	START	START
70	Barrett Nelson	2/0	...	XXX	...	...	...	XXX	...	...	...	...
71	Riley Mahlman	10/10	START	START	START	START	START	START	START	START	START	START
73	Kerry Kodanko	9/0	XXX	XXX	...	XXX	XXX	XXX	XXX	XXX	XXX	XXX
75	Emerson Mandell	2/0	...	...	...	...	XXX	...	XXX	...	...	...
76	Dillan Johnson	10/0	XXX	XXX	XXX	XXX	XXX	XXX	XXX	XXX	XXX	XXX
78	Collin Cubberly	1/0	...	...	...	...	...	...	XXX	...	...	...
79	Jack Nelson	10/10	START	START	START	START	START	START	START	START	START	START
84	Chris Brooks Jr.	10/0	XXX	XXX	XXX	XXX	XXX	XXX	XXX	XXX	XXX	XXX
85	Grant Stec	1/0	...	...	...	...	XXX	...	...	...	...	...
87	Jackson McGohan	3/0	...	XXX	...	...	XXX	XXX	...	...	...	...
90	Nathanial Vakos	10/0	XXX	XXX	XXX	XXX	XXX	XXX	XXX	XXX	XXX	XXX

#	Player	GP/GS	WMU	SD	ALA	USC	PUR	RUT	NW	PSU	IOWA	ORE
92	Curt Neal	10/10	START	START	START	START	START	START	START	START	START	START
94	Elijah Hills	10/1	XXX	XXX	XXX	XXX	XXX	XXX	XXX	START	XXX	XXX
95	Brandon Lane	7/0	...	XXX	XXX	XXX	XXX	XXX	...	XXX	XXX	...
96	Cade McDonald	9/0	XXX	XXX	XXX	XXX	XXX	XXX	XXX	XXX	XXX	...
97	Gavin Lahm	10/0	XXX	XXX	XXX	XXX	XXX	XXX	XXX	XXX	XXX	XXX
99	Cayson Pfeiffer	10/0	XXX	XXX	XXX	XXX	XXX	XXX	XXX	XXX	XXX	XXX

CAREER GAMES PLAYED/STARTED

Pos	Player	2019	2020	2021	2022	2023	2024	Total
RB	Jackson Acker	--	--	2/0	11/9	12/2	10/0	35/11
LB	Christian Alliegro	--	--	--	--	13/0	10/1	23/1
WR	Haakon Anderson	--	--	7/0	13/0	13/0	10/0	43/0
WR	Vinny Anthony II	--	--	--	10/1	13/2	10/10	33/13
S	Owen Arnett	--	--	--	7/0	13/0	10/0	30/0
CB	Jace Arnold	--	--	--	--	--	9/0	9/0
TE	Tucker Ashcraft	--	--	--	--	13/0	10/4	23/4
OL	Ben Barten	--	--	--	7/0	13/0	10/10	29/10
OL	JP Benzschawel	--	--	1/0	1/0	13/0	10/0	25/0
WR	Kyan Berry-Johnson	--	--	--	--	--	3/0	3/0
P	Atticus Bertrams	--	--	--	--	13/0	10/0	23/0
RB	Grover Bortolotti	--	--	1/0	5/0	12/0	10/0	28/0
WR	Chris Brooks Jr.	--	--	--	--	1/0	10/0	11/0
S	Austin Brown	--	--	--	13/0	13/4	10/7	36/11
OL	Joe Brunner	--	--	--	4/0	7/0	10/10	21/10
ILB	Jake Chaney	--	--	9/0	12/2	13/9	10/9	44/20
OLB	Sebastian Cheeks	--	--	--	*3/0	*8/0	10/0	21/0
OL	Ryan Cory	--	--	--	--	--	1/0	1/0
LB	Tackett Curtis	--	--	--	--	*12/8	10/1	22/9
CB	RJ Delancy III	--	*3/0	*13/0	*12/4	*13/4	9/0	50/8
CB	Jonas Duclona	--	--	--	--	12/0	4/0	16/0
RB	Darrion Dupree	--	--	--	--	--	9/0	9/0
CB	Nyzier Fourqurean	--	--	^11/	^13/	12/5	10/10	46/15
WR	Bryson Green	--	--	*12/6	*11/11	11/11	6/5	39/33
CB	Ricardo Hallman	--	--	3/0	9/7	13/13	10/10	35/30
WR	Tyrell Henry	--	--	--	*11/0	*12/4	5/0	28/4
OL	Kevin Heywood	--	--	--	--	--	10/0	10/0
DL	Elijah Hills	--	--	*11/	*11/	*15/	10/1	47/1
OL	Joe Huber	--	--	*7/0	*13/13	13/13	10/10	43/36
RB	Gideon Ituka	--	--	--	--	--	1/0	1/0
LB	Tyler Jansey	--	--	--	--	4/0	4/0	8/0
S	Charlie Jarvis	--	--	--	2/0	0/0	5/0	7/0
RB	Dilin Jones	--	--	--	--	--	3/0	3/0
WR	Trech Kekahuna	--	--	--	--	5/0	10/0	15/0
OL	Kerry Kodanko	--	--	--	1/0	0/0	10/0	11/0

Pos	Player	2019	2020	2021	2022	2023	2024	Total
K	Gavin Lahm	--	--	--	10/0	8/0	10/0	28/0
DL	Brandon Lane	--	*1/	*3/	*7/	*11/	7/0	29/
S	Kamo'i Latu	--	*5/0	*14/1	13/12	11/5	4/0	47/18
QB	Braedyn Locke	--	--	--	--	5/3	9/7	14/10
S	Max Lofy	--	--	8/0	12/1	0/0	8/3	30/4
OLB	Leon Lowery	--	*3/0	*2/0	*12/2	*12/12	10/8	38/20
CB	Xavier Lucas	--	--	--	--	--	9/0	9/0
OL	Riley Mahlman	--	--	1/0	6/6	13/13	10/10	30/29
OL	Emerson Mandell	--	--	--	--	--	2/0	2/0
DE	Cade McDonald	--	2/0	--	11/0	11/0	9/0	31/0
TE	Jackson McGohan	--	--	--	--	*8/0	3/0	11/0
RB	Chez Mellusi	*12/0	*10/0	9/9	9/1	4/1	4/3	48/14
QB	Mabrey Mettauert	--	--	--	--	--	3/0	3/0
P	Gavin Meyers	--	--	--	13/0	13/0	10/0	36/0
WR	Alex Moeller	--	--	--	--	--	1/0	1/0
S	Braedyn Moore	--	--	--	--	--	5/0	5/0
DL	Curt Neal	--	--	--	4/0	13/1	10/10	27/11
OL	Barrett Nelson	--	--	--	1/0	1/0	2/0	4/0
OL	Jack Nelson	--	1/0	13/13	12/12	13/13	10/10	49/48
RB	Riley Nowakowski	--	4/0	2/0	12/0	9/1	10/7	37/8
WR	Will Pauling	--	--	*4/0	*9/2	13/13	10/10	36/25
OLB	Darryl Peterson	--	--	2/0	13/3	13/10	10/7	38/20
LS	Cayson Pfeiffer	--	*10/0	*14/0	*13/0	*12/0	10/0	49/0
OLB	John Pius	--	*3/0	*11/10	*13/13	*11/11	10/1	48/35
OL	Jake Renfro	--	*7/6	*13/13	*0/0	1/1	10/10	31/30
TE	JT Seagreaves	--	--	--	1/0	6/0	3/0	10/0
ILB	Garrison Solliday	--	--	--	2/0	0/0	10/0	12/0
TE	Grant Stec	--	--	--	--	--	1/0	1/0
CB	Justin Taylor	--	--	--	--	--	2/0	2/0
LB	Jaheim Thomas	--	*4/0	*12/1	*13/13	*12/10	10/9	51/33
DE	James Thompson Jr.	--	1/0	13/0	13/7	13/11	0/0	40/18
K	Nathaniel Vakos	--	--	--	*14/0	13/0	10/0	37/0
QB	Tyler Van Dyke	--	*2/0	*10/9	*9/8	*11/10	3/3	35/30
K	Nate Van Zelst	--	--	--	11/0	0/0	0/0	11/0
WR	CJ Williams	--	--	--	*11/0	13/1	10/4	34/5
RB	Tawee Walker	--	--	--	^11/0	*11/0	9/7	31/7
OLB	Aaron Witt	--	5/0	--	--	1/0	9/4	15/4
S	Hunter Wohler	--	--	13/0	6/1	13/13	10/10	42/24
RB	Cade Yacamelli	--	--	--	--	11/1	10/0	21/1
S	Preston Zachman	--	1/0	--	6/0	13/5	10/10	30/15

\* at previous DI institution  
^ at DII or JUCO



2024-25 Wisconsin Football  
Team Game-by-Game  
All games

Page 1/1  
as of Nov 17, 2024

Date	Opponent	Rushing				Receiving				Passing				Kick Returns			Punt Returns			tot	off	
		no.	yds	td	lg	no.	yds	td	lg	cmp	att	yds	td	lg	no.	yds	td	no.	yds			td
08/30/2024	Western Mich.	46	196	3	12	21	192	0	17	21-36-0	192	0	17	3	62	0	28	0	0	0	388	
09/07/2024	South Dakota	41	171	2	29	17	214	1	50	17-27-0	214	1	50	4	80	0	22	2	3	0	385	
09/14/2024	Alabama	41	149	0	21	18	141	1	25	18-31-0	141	1	25	3	62	0	24	0	0	0	290	
09/28/2024	at Southern California	25	106	2	18	13	180	1	63	13-26-1	180	1	63	2	92	0	74	2	8	0	286	
10/05/2024	Purdue	41	228	4	47	21	361	3	69	21-32-2	361	3	69	0	0	0	0	3	14	0	9	589
10/12/2024	at Rutgers	47	309	5	55	20	240	1	47	20-28-1	240	1	47	1	19	0	19	1	0	0	549	
10/19/2024	at Northwestern	43	199	2	24	14	160	1	26	14-24-1	160	1	26	1	38	0	38	2	15	0	359	
10/26/2024	Penn St.	27	81	1	15	22	217	0	33	22-42-1	217	0	33	2	35	0	20	2	26	0	298	
11/02/2024	at Iowa	28	124	0	15	15	137	1	33	15-29-2	137	1	33	1	19	0	19	0	0	0	261	
11/16/2024	Oregon	34	130	0	22	12	96	1	43	12-28-1	96	1	43	1	26	0	26	1	13	0	226	
Wisconsin		373	1693	19	55	173	1938	10	69	173-303-9	1938	10	69	18	433	0	74	13	79	0	15	3631
Opponents		353	1617	15	35	157	1648	9	52	157-259-4	1648	9	52	10	167	0	23	14	75	0	23	3265

Wisconsin Averages

Games	Avg/ rush	Avg/ catch	Pass effic	KR avg	PR avg	All purpose avg/game	Total offense avg/game
10	4.5	11.2	115.8	24.1	6.1	416.1	363.1

Date	Opponent	ua	Tackles		tfl-yds	Sacks no-yds	Fumble ff-r-yds	Pass Defense			blkd	PAT attempts		off				
			a total	ua				int-yds	qbh	brup		kick	kick-rush		rcv	saf	t/o	pts
08/30/2024	Western Mich.	31	24	55	1-0-6	1-6	0	1-0	1-0	0	1	0	2-2	0	1	0	8	28
09/07/2024	South Dakota	25	26	51	6-0-29	3-24	0	0-0	0-0	4	4	0	3-3	0	0	0	0	27
09/14/2024	Alabama	34	16	50	5-0-13	2-9	0	0-0	0-0	0	0	0	1-1	0	0	0	0	10
09/28/2024	at Southern California	53	12	65	4-0-8	1-2	1	2-0	1-0	2	8	0	3-3	0	0	0	7	21
10/05/2024	Purdue	32	12	44	6-0-31	3-27	1	2-0	0-0	3	5	0	7-7	0	0	0	10	52
10/12/2024	at Rutgers	26	40	66	2-0-2	0-0	0	0-0	1-8	4	5	1	6-6	0	0	0	7	42
10/19/2024	at Northwestern	26	30	56	4-0-18	2-14	1	1-0	0-0	2	7	1	3-3	0	0	1	0	23
10/26/2024	Penn St.	41	26	67	3-0-6	1-3	0	1-0	0-0	0	0	0	1-1	0	0	0	0	13
11/02/2024	at Iowa	45	26	71	3-0-17	1-14	0	0-0	0-0	1	0	0	1-1	0	0	0	0	10
11/16/2024	Oregon	47	22	69	5-0-23	2-19	0	0-7	1-10	2	1	0	1-1	0	0	0	0	13
Wisconsin		360	234	594	39.0-153	16-118	3	7-7	4-18	18	31	2	28-28	0	1	1	32	239
Opponents		402	246	648	40.0-129	11-68	9	7-3	9-127	9	46	1	26-26	0	0	0	65	209

Date	Opponent	Punting										Field Goals			Kickoffs			
		no.	yds	avg	long	blkd	tb	fc	50+	i20	md-att	long	blkd	no.	yds	avg	tb	ob
08/30/2024	Western Mich.	1	50	50.0	50	0	0	0	1	0	2-3	33	0	5	322	64.4	4	0
09/07/2024	South Dakota	4	186	46.5	53	0	0	2	1	1	2-2	50	0	6	390	65.0	6	0
09/14/2024	Alabama	5	198	39.6	59	0	0	0	1	2	1-2	53	0	3	195	65.0	3	0
09/28/2024	at Southern California	6	299	49.8	74	0	0	2	3	4	0-0	0	0	4	258	64.5	3	1
10/05/2024	Purdue	2	99	49.5	52	0	0	0	1	1	1-1	26	0	9	582	64.7	6	1
10/12/2024	at Rutgers	5	216	43.2	48	0	2	0	0	2	0-1	0	0	7	447	63.9	5	0
10/19/2024	at Northwestern	5	223	44.6	57	0	0	1	2	2	0-1	0	1	4	253	63.3	2	0
10/26/2024	Penn St.	5	257	51.4	63	0	1	0	2	2	2-2	50	0	4	256	64.0	2	0
11/02/2024	at Iowa	6	258	43.0	53	0	0	3	1	2	1-1	38	0	3	195	65.0	2	0
11/16/2024	Oregon	6	257	42.8	51	0	0	3	1	0	2-2	35	0	4	257	64.3	3	0
Wisconsin		45	2043	45.4	74	0	3	11	13	16	11-15	53	1	49	3155	64.4	36	2
Opponents		53	2341	44.2	64	0	6	18	14	20	9-15	42	2	46	2897	63.0	25	0



2024-25 Wisconsin Football  
Opponents Game-by-Game  
All games

Page 1/1  
as of Nov 17, 2024

Date	Opponent	Rushing			Receiving			Passing			Kick Returns			Punt Returns			tot					
		no.	yds	td	lg	no.	yds	td	lg	cmp	att	int	yds	td	lg	no.		yds	td	lg		
08/30/2024	Western Mich.	33	120	2	26	12	141	0	24	12-19-1	141	0	24	1	19	0	19	1	0	0	261	
09/07/2024	South Dakota	28	123	1	35	12	114	0	25	12-23-0	114	0	25	0	0	0	1	13	0	13	237	
09/14/2024	Alabama	34	181	3	34	16	226	3	47	16-22-0	226	3	47	0	0	0	1	20	0	20	407	
09/28/2024	at Southern California	37	161	1	15	30	308	3	32	30-45-1	308	3	32	0	0	0	2	-8	0	4	469	
10/05/2024	Purdue	26	99	0	35	12	117	0	22	12-22-0	117	0	22	2	31	0	16	2	2	0	416	
10/12/2024	at Rutgers	35	168	1	20	12	103	0	36	12-32-1	103	0	36	1	18	0	18	0	0	0	271	
10/19/2024	at Northwestern	31	127	0	29	9	82	0	26	9-24-0	82	0	26	2	27	0	15	2	36	0	23	209
10/26/2024	Penn St.	35	173	1	24	25	246	2	27	25-31-0	246	2	27	2	33	0	18	2	2	0	419	
11/02/2024	at Iowa	54	329	5	30	7	93	1	52	7-10-0	93	1	52	1	23	0	23	1	-2	0	422	
11/16/2024	Oregon	40	136	1	22	22	218	0	32	22-31-1	218	0	32	1	16	0	16	2	12	0	354	
Opponents		353	1617	15	35	157	1648	9	52	157-259-4	1648	9	52	10	167	0	23	14	75	0	23	3265
Wisconsin		373	1693	19	55	173	1938	10	69	173-303-9	1938	10	69	18	433	0	74	13	79	0	15	3631

Opponents Averages

Games	Avg/ rush	Avg/ catch	Pass effic	KR avg	PR avg	All purpose avg/game	Total offense avg/game
10	4.6	10.5	122.4	16.7	5.4	363.4	326.5

Date	Opponent	ua	Tackles			tfl-yds	Sacks	Fumble	Pass Defense			blkd	PAT attempts		off			
			a total	ff	fr-yds		no-yds	fr fr-yds	int-yds	qbh	brup	kick	rush	rcv	saf	t/o	pts	
08/30/2024	Western Mich.	49	26	75	5-0-19	1-9	1	1-0	0-0	3	6	0	2-2	0	0	7	14	
09/07/2024	South Dakota	40	30	70	3-0-15	2-10	1	1-0	0-0	2	5	0	1-1	0	0	3	13	
09/14/2024	Alabama	44	30	74	4-0-20	2-15	4	2-0	0-0	1	7	0	6-6	0	0	0	14	42
09/28/2024	at Southern California	30	12	42	2-0-6	0-0	0	1-0	1-55	0	6	0	5-5	0	0	0	14	38
10/05/2024	Purdue	47	12	59	4-0-8	0-0	0	0-0	2-0	0	4	0	0-0	0	0	0	6	6
10/12/2024	at Rutgers	33	56	89	3-0-6	1-3	1	1-3	1-0	1	3	0	1-1	0	0	0	7	7
10/19/2024	at Northwestern	43	30	73	4-0-11	2-8	1	1-0	1-12	1	3	1	0-0	0	0	0	0	3
10/26/2024	Penn St.	43	14	57	5-0-7	0-0	0	0-0	1-19	0	4	0	4-4	0	0	0	7	28
11/02/2024	at Iowa	32	20	52	4-0-10	1-5	0	0-0	2-42	1	5	0	6-6	0	0	0	14	42
11/16/2024	Oregon	41	16	57	6-0-27	2-18	1	0-0	1-1	0	3	0	1-1	0	0	0	0	16
Opponents		402	246	648	40.0-129	11-68	9	7-3	9-127	9	46	1	26-26	0	0	0	65	209
Wisconsin		360	234	594	39.0-153	16-118	3	7-7	4-18	18	31	2	28-28	0	1	1	32	239

Date	Opponent	Punting										Field Goals				Kickoffs			
		no.	yds	avg	long	blkd	tb	fc	50+	i20	md-att	long	blkd	no.	yds	avg	tb	ob	
08/30/2024	Western Mich.	2	96	48.0	53	0	0	1	2	0	2	0-1	0	3	185	61.7	0	0	
09/07/2024	South Dakota	7	287	41.0	49	0	1	2	0	3	2-2	32	0	4	245	61.3	0	0	
09/14/2024	Alabama	5	246	49.2	64	0	0	4	3	4	0-1	0	0	7	447	63.9	4	0	
09/28/2024	at Southern California	3	116	38.7	44	0	0	1	0	1	1-1	41	0	7	455	65.0	3	0	
10/05/2024	Purdue	8	351	43.9	51	0	0	3	2	2	2-2	23	0	3	195	65.0	3	0	
10/12/2024	at Rutgers	9	397	44.1	61	0	1	3	3	3	0-1	0	1	2	83	41.5	0	0	
10/19/2024	at Northwestern	7	271	38.7	49	0	1	1	0	2	1-3	26	1	3	191	63.7	2	0	
10/26/2024	Penn St.	5	219	43.8	51	0	0	3	1	2	0-0	0	0	5	318	63.6	3	0	
11/02/2024	at Iowa	3	160	53.3	57	0	1	1	2	1	0-1	0	0	7	453	64.7	6	0	
11/16/2024	Oregon	4	198	49.5	61	0	2	0	2	0	3-3	42	0	5	325	65.0	4	0	
Opponents		53	2341	44.2	64	0	6	18	14	20	9-15	42	2	46	2897	63.0	25	0	
Opponents		45	2043	45.4	74	0	3	11	13	16	11-15	53	1	49	3155	64.4	36	2	



SCORING DRIVES

WISCONSIN SCORING DRIVES

Qtr	Clock	Player(s)	Play	Pls	Yds	Time
Western Michigan						
2nd	11:48	TD Mellusi	9 run	16	93	6:29
2nd	0:00	FG Vakos	33 FG	14	68	2:58
3rd	7:56	FG Vakos	23 FG	14	59	6:55
4th	10:35	TD Walker	6 run	4	20	1:46
4th	3:17	TD Van Dyke	6 run	8	50	4:37
South Dakota						
1st	12:03	TD Mellusi	9 run	7	75	2:52
1st	4:48	TD Williams from Van Dyke	50 pass	3	58	1:23
2nd	0:07	FG Vakos	24 FG	13	68	6:56
3rd	2:21	FG Vakos	50 FG	7	49	2:34
4th	7:41	TD Mellusi	1 run	11	85	4:51
Alabama						
1st	9:51	FG Vakos	53 FG	10	40	4:59
3rd	4:26	TD Pauling from Locke	3 pass	17	75	8:14
USC						
1st	10:52	TD Anthony II from Locke	63 pass	4	75	1:31
2nd	14:44	TD Walker	18 run	1	18	:06
2nd	6:29	TD Walker	4 run	7	75	3:14
Purdue						
1st	10:52	TD Walker	12 run	1	12	:05
1st	14:44	TD Anthony II from Locke	52 pass	6	91	2:30
2nd	0:09	TD Walker	1 run	11	75	3:18
3rd	12:14	TD Kekahuna from Locke	69 pass	5	75	2:46
3rd	4:42	TD Kekahuna from Locke	25 pass	9	98	4:39
3rd	0:12	TD Walker	17 run	9	78	3:41
4th	10:59	TD Yacamelli	30 run	5	60	2:40
4th	6:15	FG Vakos	26 FG	7	51	4:27
Rutgers						
1st	9:10	TD Pauling from Locke	16 pass	8	89	3:08
1st	1:39	TD Walker	2 run	7	53	3:25
3rd	8:14	TD Dupree	2 run	4	89	1:45
3rd	4:45	TD Walker	9 run	6	31	3:21
4th	11:11	TD Walker	55 run	4	68	2:37
4th	4:47	TD Locke	1 run	9	80	5:25
Northwestern						
1st	3:00	TD Locke	8 run	8	66	3:32
2nd	0:39	TD Yacamelli	3 run	1	3	0:04
3rd	0:11	TD Ashcraft from Locke	3 pass	8	80	4:28
Penn State						
1st	10:53	FG Vakos	50 FG	12	42	3:55
2nd	1:10	TD Walker	1 run	10	73	2:41
3rd	2:44	FG Vakos	32 FG	8	51	3:39
Iowa						
1st	6:15	FG Vakos	38 FG	12	59	6:29
4th	14:12	TD Williams from Locke	14 pass	10	79	4:59
Oregon						
2nd	10:19	FG Vakos	31 FG	13	56	5:52
2nd	0:25	TD Pauling from Locke	2 pass	9	75	2:40
3rd	4:43	FG Vakos	35 FG	16	62	8:53

OPPONENT SCORING DRIVES

Qtr	Clock	Player(s)	Play	Pls	Yds	Time
Western Michigan						
2nd	3:02	Buckley	1 run	16	78	8:40
4th	14:15	Buckley	1 run	6	34	2:51
South Dakota						
2nd	7:14	Leyland	25 FG	11	57	5:48
3rd	12:38	Jones-Logan	35 run	4	75	2:22
3rd	5:06	Leyland	32 FG	5	-7	1:44
Alabama						
1st	0:20	Williams from Milroe	31 pass	4	60	1:23
2nd	9:45	Milroe	3 run	7	28	3:22
2nd	0:19	Williams from Milroe	26 pass	2	73	0:17
3rd	12:40	Miller	34 run	5	75	2:20
3rd	1:11	Milroe	10 run	3	18	1:09
4th	10:05	Cuevas from Milroe	37 pass	1	37	0:08
USC						
1st	12:23	Lane from Moss	32 pass	6	75	2:37
2nd	9:43	Lantz	41 FG	8	41	5:01
3rd	9:18	Lane from Moss	6 pass	9	30	3:33
3rd	1:28	Robinson from Moss	8 pass	9	67	4:16
4th	8:22	Moss	7 run	10	77	6:29
4th	5:10	Cobby	55 INT	-	-	:33
Purdue						
2nd	8:41	Porath	21 FG	9	42	6:08
2nd	3:27	Porath	23 FG	8	46	3:27
Rutgers						
4th	13:48	Monangai	1 run	13	80	3:25
Northwestern						
3rd	6:46	Akers	26 FG	13	59	7:18
Penn State						
2nd	14:37	Singleton from Allar	6 pass	9	90	3:01
4th	10:01	Dinkins from Pribula	1 pass	13	81	7:35
4th	3:10	Allen	24 run	9	76	5:15
Iowa						
2nd	12:49	Sullivan	1 run	7	53	2:58
2nd	8:49	Johnson	16 run	6	80	2:55
3rd	6:24	Johnson	9 run	10	86	5:34
3rd	4:17	Gill from Sullivan	7 pass	1	12	0:18
4th	9:42	Johnson	2 run	8	77	4:24
4th	1:15	Patterson	4 run	12	66	7:13
Oregon						
1st	9:01	FG Sappington	35 FG	11	43	4:36
1st	1:11	FG Sappington	42 FG	6	30	3:08

SCORING DRIVE ANALYSIS

Yards	Wisconsin		Opponents	
	TD	FG	TD	FG
Negative	0	0	0	1
0-9	1	0	0	0
10-19	2	0	2	0
20-29	1	0	1	0
30-39	0	0	3	1
40-49	0	3	0	4
50-59	2	5	2	1
60-69	2	3	3	1
70-79	10	0	8	0
80-89	2	0	3	0
90-99	3	0	1	0

GAME-OPENING DRIVES

Game	Wisconsin				Opponents			
	PI-Yds	Time	Pts		PI-Yds	Time	Pts	
WMU	16-63	6:32	--		3-3	1:31	--	
SD	7-75	2:52	7		4-28	2:49	--	
ALA	10-40	4:59	3		10-48	3:58	--	
USC	4-75	1:31	7		6-75	2:37	7	
PUR	3-0	0:25	--		4-16	2:39	--	
RUT	8-89	3:08	7		5-17	2:42	--	
NW	5-21	1:42	--		4-32	2:09	--	
PSU	12-42	3:55	3		9-54	4:44	--	
IOWA	12-59	6:29	3		6-26	2:16	--	
ORE	3--4	1:23	--		11-43	4:36	3	

2ND HALF-OPENING DRIVES

Game	Wisconsin				Opponents			
	PI-Yds	Time	Pts		PI-Yds	Time	Pts	
WMU	14-59	6:55	3		9-44	3:43	--	
SD	3--3	1:18	--		4-75	2:22	7	
ALA	17-75	8:14	7		5-75	2:20	7	
USC	3--7	1:40	--		3-0	:29	--	
PUR	5-75	2:46	7		4-12	2:53	--	
RUT	5-23	2:05	--		5-17	2:51	--	
NW	3-5	0:56	--		13-59	7:18	3	
PSU	3-4	1:29	--		7-31	3:19	--	
IOWA	5-21	3:02	--		10-86	5:34	7	
ORE	16-62	8:53	3		4-14	1:24	--	

LONG PLAYS (20+ YARDS)

WISCONSIN LONG PLAYS

Yards	Type	Player(s)	Opponent
69*	Pass	Trech Kekahuna from Braedyn Locke	Purdue
63*	Pass	Vinny Anthony from Braedyn Locke	USC
55*	Rush	Tawee Walker	Rutgers
52*	Pass	Vinny Anthony from Braedyn Locke	Purdue
50*	Pass	CJ Williams from Tyler Van Dyke	South Dakota
47	Rush	Dilin Jones	Purdue
47	Pass	Vinny Anthony from Braedyn Locke	Rutgers
45	Rush	Cade Yacamelli	Rutgers
43	Pass	Vinny Anthony II from Braedyn Locke	Oregon
35	Pass	Bryson Green from Braedyn Locke	USC
34	Pass	Vinny Anthony from Braedyn Locke	Rutgers
33	Rush	Tawee Walker	Rutgers
33	Pass	CJ Williams from Braedyn Locke	Penn State
33	Pass	Vinny Anthony from Braedyn Locke	Iowa
32	Pass	Vinny Anthony from Tyler Van Dyke	South Dakota
30*	Rush	Cade Yacamelli	Purdue
29	Rush	Cade Yacamelli	South Dakota
28	KOR	Trech Kekahuna	Western Michigan
28	Pass	CJ Williams from Braedyn Locke	Purdue
28	Pass	Will Pauling from Braedyn Locke	Penn State
26	Pass	Darrion Dupree from Braedyn Locke	Northwestern
25	Pass	Will Pauling from Braedyn Locke	Alabama
25*	Pass	Trech Kekahuna from Braedyn Locke	Purdue
24	KOR	Vinny Anthony	Alabama
24	Run	Tawee Walker	Northwestern
22	Pass	Bryson Green from Tyler Van Dyke	South Dakota
22	KOR	Trech Kekahuna	South Dakota
21	Pass	Will Pauling from Tyler Van Dyke	South Dakota
21	Run	Chez Mellusi	Alabama
21	Pass	Trech Kekahuna from Braedyn Locke	Purdue
21	Pass	JT Seagreaves from Braedyn Locke	Purdue
20	Pass	Vinny Anthony from Braedyn Locke	Penn State

\* Touchdown scored on play

LONG PLAYS BY TYPE

	Total	TD
Rushing	7	2
Passing	24	5
Punt Returns	0	0
Kick Returns	4	0
Interceptions	0	0
Fumble returns	0	0
TOTAL	31	7

LONG PLAYS BY PLAYER

Player	Total	TD	Rush	Rec.	KR	PR	IR	FR
Trech Kekahuna	5	2	0	3	2	0	0	0
Will Pauling	2	0	0	2	0	0	0	0
CJ Williams	3	1	0	3	0	0	0	0
Bryson Green	2	0	0	2	0	0	0	0
Will Pauling	4	0	0	4	0	0	0	0
Cade Yacamelli	3	1	3	0	0	0	0	0
Chez Mellusi	1	0	1	0	0	0	0	0
Vinny Anthony	11	2	0	8	2	0	0	0
Dilin Jones	1	0	1	0	0	0	0	0
JT Seagreaves	1	0	0	1	0	0	0	0
Tawee Walker	2	1	2	0	0	0	0	0
Darrion Dupree	1	0	0	1	0	0	0	0
TOTAL	31	7	7	23	4	0	0	0

WISCONSIN LONGEST PLAYS

OFFENSE	Yards	Player	Opponent
Rush	55	Tawee Walker	Rutgers (Oct. 12)
Rushing TD	55	Tawee Walker	Rutgers (Oct. 12)
Pass	69	Trech Kekahuna (Braedyn Locke)	Purdue (Oct. 5)
Passing TD	69	Trech Kekahuna (Braedyn Locke)	Purdue (Oct. 5)

SPECIAL TEAMS	Yards	Player	Opponent
Kick Return	74	Vinny Anthony	USC (Sept. 28)
Punt Return	15	Hunter Wohler	Penn State (Oct. 26)
Punt	74	Atticus Bertrams	USC (Sept. 28)
Field Goal	53	Nathanial Vakos	Alabama (Sept. 14)

DEFENSE	Yards	Player	Opponent
INT Return	8	Preston Zachman	Rutgers (Oct. 12)
Fumble Return	--		

OPPONENT LONGEST PLAYS

OFFENSE	Yards	Player	Opponent
Rush	35	Keyondray Jones-Logan	South Dakota (Sept. 7)
Rushing TD	35	Keyondray Jones-Logan	South Dakota (Sept. 7)
Pass	47	Travis Theis from Aidan Bouman	South Dakota (Sept. 7)
Passing TD	37	Josh Cuevas from Jalen Milroe	Alabama (Sept. 14)

SPECIAL TEAMS	Yards	Player	Opponent
Kick Return	19	Kaden Wetjen	Western Mich. (Aug. 30)
Punt Return	23	Bryce Kirtz	Northwestern (Oct. 19)
Punt	64	James Burnip	Alabama (Sept. 14)
Field Goal	41	Michael Lantz	USC (Sept. 28)

DEFENSE	Yards	Player	Opponent
INT Return	55	Mason Cobb (TD)	USC (Sept. 28)
Fumble Return	--		

GAME SUMMARIES

GAME 1

WISCONSIN 28, WESTERN MICHIGAN 14

FRIDAY, AUG. 30 - MADISON, WIS.

	1	2	3	4	F
Western Michigan	0	7	0	7	14
Wisconsin	0	10	3	15	28

Qtr Time Team Scoring Play

2nd	11:48	WIS	Mellusi 9 YD run (Vakos kick), 16-93 6:29
2nd	3:02	WMU	Buckley 1 run (Domschke kick), 16-78 8:40
2nd	0:00	WIS	Vakos 33 YD FG
3rd	7:56	WIS	Vakos 23 YD FG
4th	14:15	WMU	Buckley 1 run (Domschke kick), 6-34 2:51
4th	10:35	WIS	Walker 6 YD run (Vakos kick), 4-20 1:46
4th	3:17	WIS	Van Dyke 6 YD run (Vakos kick), 8-50 4:37

	WMU	WIS
FIRST DOWNS	13	27
NET YARDS RUSHING	120	196
Rushing Attempts	33	46
Average Per Rush	3.6	4.3
Rushing Touchdowns	2	3
NET YARDS PASSING	141	192
Completions-Attempts-Int	12-19-0	21-36-0
Passing Touchdowns	0	0
TOTAL OFFENSE YARDS	261	388
Total offense plays	52	82
Fumbles: Number-Lost	1-1	1-1
Penalties: Number-Yards	3-25	3-11
PUNTS-YARDS	2-96	1-50
Average Yards Per Punt	48.0	50.0
KICKOFFS-YARDS	3-185	5-322
Average Yards Per Kickoff	61.7	64.4
Punt returns: Number-Yards-TD	1-0-0	0-0-0
Average Per Return	0.0	0.0
Kickoff returns: Number-Yds-TD	1-19-0	3-62-0
Average Per Return	19.0	20.7
Interceptions: Number-Yds-TD	0-0-0	1-0-0
Fumble Returns: Number-Yds-TD	0-0-0	0-0-0
Possession Time	24:42	35:18
Third-Down Conversions	3-10	10-16
Fourth-Down Conversions	2-4	1-1
Red-Zone Scores-Chances	2-2	5-6
Touchdowns	2-2	3-3
Field goals	0-0	2-3
Sacks By: Number-Yards	1-9	1-6

RUSHING (Att-Yds-TDs)

**WMU** — Buckley, Jalen 16-64-2; Domschke, Palmer 1-26; Abdus-Salaam, Zahir 5-22; Nixon, Jaden 5-6; Parker, Jordin 1-5; Lowry, Broc 1-2; Wolff, Hayden 4-1

**WIS** — Mellusi, Chez 19-82-1; Walker, Tawee 15-68-1; Yacamelli, Cade 4-35; Van Dyke, Tyler 8-30-1

PASSING (Comp-Att-INT-Yds-TDs)

**WMU** — Wolff, Hayden 12-18-1-141-0; Sambucci, Anthony 0-1-0-0-0.

**WIS** — Van Dyke, Tyler 21-36-0-192-0.

RECEIVING (Rec-Yds-TDs)

**WMU** — Dieudonne, Malique 2-45; Buckley, Jalen 1-24; Bosma, Blake 2-23; Mortimer, Buggs 2-12; Sambucci, Anthony 2-12; Abdus-Salaam, Zahir 1-12; Nixon, Jaden 1-11; Toudle, Christopher 1-2.

**WIS** — Pauling, Will 6-60; Green, Bryson 4-39; Kekahuna, Trech 3-34; Nowakowski, Riley 2-22; Ashcraft, Tucker 2-22; Walker, Tawee 2-11; Mellusi, Chez 10-3; Acker, Jackson 1-1.

GAME 2

WISCONSIN 27, SOUTH DAKOTA 13

SATURDAY, SEPT. 7 - MADISON, WIS.

	1	2	3	4	F
Sotuh Dakota	0	3	10	0	13
Wisconsin	14	3	3	7	27

Qtr Time Team Scoring Play

1st	12:03	WIS	Mellusi 9 YD run (Vakos kick), 7-75 2:46
1st	4:48	WIS	Williams 50 YD pass from Van Dyke (Vakos kick), 3-58 1:23
2nd	7:14	SD	Leyland 25 YD FG
2nd	0:07	WIS	Vakos 24 YD FG
3rd	12:38	SD	Jones-Logan 35 YD run (Leyland kick), 4-75 2:22
3rd	5:06	SD	Leyland 32 YD FG
3rd	2:21	WIS	Vakos 50 YD FG
4th	7:41	WIS	Mellusi 1 YD Run (Vakos kick), 11-85 4:51

	SD	WIS
FIRST DOWNS	13	23
NET YARDS RUSHING	125	171
Rushing Attempts	27	41
Average Per Rush	4.6	4.2
Rushing Touchdowns	1	2
NET YARDS PASSING	114	214
Completions-Attempts-Int	12-23-0	17-27-0
Passing Touchdowns	0	1
TOTAL OFFENSE YARDS	239	385
Total offense plays	51	68
Fumbles: Number-Lost	0-0	2-1
Penalties: Number-Yards	9-75	4-19
PUNTS-YARDS	7-287	4-186
Average Yards Per Punt	41.0	46.5
KICKOFFS-YARDS	4-245	6-390
Average Yards Per Kickoff	61.3	65.0
Punt returns: Number-Yards-TD	1-13-0	2-3-0
Average Per Return	13.0	1.5
Kickoff returns: Number-Yds-TD	0-0-0	4-80-0
Average Per Return	0	20.-
Interceptions: Number-Yds-TD	0-0-0	1-0-0
Fumble Returns: Number-Yds-TD	1-0-0	0-0-0
Possession Time	27:31	32:29
Third-Down Conversions	2-11	7-14
Fourth-Down Conversions	0-0	1-1
Red-Zone Scores-Chances	2-2	3-4
Touchdowns	0-0	2-2
Field goals	2-2	1-1
Sacks By: Number-Yards	2-10	3-24

RUSHING (Att-Yds-TDs)

**SD** — Pierre Jr., Charles 12-83; Jones-Logan, Keondray 1-35-1; Theis, Travis 9-26; Bell, Carter 2-10; Bouman, Aidan 3- -24; TEAM 1- -2

**WIS** — Yacamelli, Cade 8-73; Mellusi, Chez 16-65-2; Dupree, Darrion 6-24; Jones, Dilin 4-14; Acker, Jackson 1-4; Brunner, Joe 0-0; Van Dyke, Tyler 6- -4

PASSING (Comp-Att-INT-Yds-TDs)

**SD** — Bouman, Aidan 12-23-0-114-0

**WIS** — Van Dyke, Tyler 17-27-0-214-1

RECEIVING (Rec-Yds-TDs)

**SD** — Theis, Travis 4-43; Galbreath, JJ 2-26; Bell, Carter 2-25; Michaud, Tristan 1-10; Adams, Quaron 1-4; Jones-Logan 1-4; Martens, Jack 1-2

**WIS** —Williams, CJ 2-53-1; Pauling, Will 4-48; Anthony, Vinny 2-41; Green, Bryson 3-38; Yacamelli, Cade 2-13; Acker, Jackson 2-11; Kekahuna, Trech 1-8; Mellusi, Chez 1-2

GAME 3

WISCONSIN 10, #4 ALABAMA 42

SATURDAY, SEPT. 14 - MADISON, WIS.

	1	2	3	4	F
Alabama	7	14	14	7	42
Wisconsin	3	0	7	0	10

Qtr Time Team Scoring Play

1st	9:51	WIS	Vakos 53 FG
1st	0:20	ALA	Williams 50 YD pass from Milroe (Nicholson kick), 4-60 1:23
2nd	9:43	ALA	Milroe 3 YD run (Nicholson kick), 7-28 3:22
2nd	0:19	ALA	Bernard 26 YD pass from Milroe (Nicholson kick), 2-73 0:17
3rd	12:40	ALA	Miller 34 YD run (Nicholson kick) 5-75 2:20
3rd	4:26	WIS	Pauling 3 YD pass from Locke (Vakos k kick), 17-75 8:14
3rd	1:11	ALA	Milroe 10 YD run (Nicholson kick), 3-18 1:09
4th	10:05	ALA	Cuevas 37 YD pass from Milroe (Nicholson kick), 1-37 0:08

	ALA	WIS
FIRST DOWNS	18	17
NET YARDS RUSHING	181	149
Rushing Attempts	34	41
Average Per Rush	5.3	3.6
Rushing Touchdowns	2	0
NET YARDS PASSING	226	141
Completions-Attempts-Int	16-22-0	18-31-0
Passing Touchdowns	3	0
TOTAL OFFENSE YARDS	407	290
Total offense plays	56	72
Fumbles: Number-Lost	0-0	4-2
Penalties: Number-Yards	4-40	4-23
PUNTS-YARDS	5-246	5-198
Average Yards Per Punt	49.2	39.6
KICKOFFS-YARDS	7-447	3-195
Average Yards Per Kickoff	63.9	65.0
Punt returns: Number-Yards-TD	5-246	5-198
Average Per Return	49.2	39.6
Kickoff returns: Number-Yds-TD	7-447	3-195
Average Per Return	63.9	65.0
Interceptions: Number-Yds-TD	0-0-0	0-0-0
Fumble Returns: Number-Yds-TD	0-0-0	0-0-0
Possession Time	25:44	34:16
Third-Down Conversions	8-14	3-14
Fourth-Down Conversions	0-0	3-4
Red-Zone Scores-Chances	2-2	1-1
Touchdowns	2	1
Field goals	0	0
Sacks By: Number-Yards	2-15	2-9

RUSHING (Att-Yds-TDs)

**ALA** — Milroe, Jalen 14-74-2; Miller, Jam 9-71-1; Haynes, Justice 2-17; Young, Richard 3-16; Daniel Hill 4-8; Simpson, Ty 2- -6

**WIS** — Mellusi, Chez 11-66; Yacamelli, Cade 8-39; Walker, Tawee 11-26; Dupree, Darrion 8-24; Van Dyke, Tyler 1-9; Locke, Braedyn 2 - -15

PASSING (Comp-Att-INT-Yds-TDs)

**ALA** — Milroe, Jalen 12-17-0-196-3; Simpson, Ty 4-5-0-30-0

**WIS** — Locke, Braedyn 13-26-0-125-1; Van Dyke, Tyler 5-5-0-16-0

RECEIVING (Rec-Yds-TDs)

**ALA** — Williams, Ryan 4-78-1; Bernard, Germie 3-55-1; Cuevas, Josh 1-37-1; Odom, Caleb 2-16; Haynes, Justice 3-16; Scott, Rico 2-14; Henderson Jr., Emmanuel 1-10

**WIS** —Pauling, Will 9-83-1; Anthony II, Vinny 2-29; Green, Bryson 1-12; Mellusi, Chez 4-12; Yacamelli, Cade 1-5; Walker, Tawee 1-0.

GAME SUMMARIES

GAME 4

WISCONSIN 21, #13 USC 38

SATURDAY, SEPT. 28 - LOS ANGELES

	1	2	3	4	F
Wisconsin	7	14	0	0	21
USC	7	3	14	14	38

Qtr Time Team Scoring Play

1st	12:23	USC	Lane 32 yd pass from Moss (Lantz kick), 6-75, 2:37
1st	10:52	WIS	Anthony 63 yd pass from Locke (Vakos kick), 4-75, 1:31
2nd	14:44	WIS	Walker 18 yd rush (Vakos kick), 1-18, :06
2nd	9:43	USC	Lantz 41 yd FG, 8-41, 5:01
2nd	6:29	WIS	Walker 4 yd rush (Vakos kick) 7-75, 3:14
3rd	9:18	USC	Lane 6 yd pass from Moss (Lantz kick), 9-30, 3:33
3rd	1:28	USC	Robinson 8 yd pass from Moss (Lantz kick), 9-67, 4:16
4th	8:22	USC	Moss 7 yd run (Lantz kick), 10-77, 6:29
4th	5:10	USC	Cobb 55 yd INT TD (Lantz kick), 0:33

	USC	WIS
FIRST DOWNS	29	13
NET YARDS RUSHING	161	106
Rushing Attempts	37	25
Average Per Rush	4.4	4.2
Rushing Touchdowns	1	2
NET YARDS PASSING	308	180
Completions-Attempts-Int	30-45-1	13-26-1
Passing Touchdowns	3	1
TOTAL OFFENSE YARDS	469	286
Total offense plays	82	51
Fumbles: Number-Lost	3-2	1-1
Penalties: Number-Yards	7-53	7-50
PUNTS-YARDS	3-116	6-299
Average Yards Per Punt	38.7	49.8
KICKOFFS-YARDS	7-455	4-258
Average Yards Per Kickoff	65.0	64.5
Punt returns: Number-Yards-TD	2-8-0	2-8-0
Average Per Return	4.0	4.0
Kickoff returns: Number-Yds-TD	0-0-0	2-92-0
Average Per Return	0.0	46.0
Interceptions: Number-Yds-TD	1-55-1	1-0-0
Fumble Returns: Number-Yds-TD	0-0-0	0-0-0
Possession Time	40:07	19:53
Third-Down Conversions	11-17	2-10
Fourth-Down Conversions	2-2	0-2
Red-Zone Scores-Chances	4-4	2-3
Touchdowns	3	2
Field goals	0	0
Sacks By: Number-Yards	0-0	1-2

RUSHING (Att-Yds-TDs)

**USC** — Marks, Woody 19-63; Joyner, Quinten 6-49; Moss, Miller 5-17-1; Branch, Zachariah 1-15; Jackson, Bryan 4-12; Maiava, Jayden; TEAM 1- -2.  
**WIS** — Walker, Tawee 12-55-2; Mellusi, Chez 10-32; Dupree, Darriion 2-13; Yacamelli, Cade 1-6.

PASSING (Comp-Att-INT-Yds-TDs)

**USC** — Moss, Miller 30-45-1-308-3.  
**WIS** — Locke, Braedyn 13-26-1-180-1.

RECEIVING (Rec-Yds-TDs)

**USC** — Lane, Ja’Kobi 10-105-2; Branch, Zachariah 4-44; Hudson, Kyron 4-42; Robinson, Duce 2-40-1; Marks, woody 4-29; Ford, Kyle 2-24; Lyons, Walker 2-12; Joyner, Quentin 1-10; Eldridge, Kade 1-2.  
**WIS** — Anthony II, Vinny 3-70-1; Green, Bryson 4-65; CJ Williams 1-15; Pauling, Will 2-11; Nowakowski, Riley 1-9; Acker, Jackson 1-6; Dupree, Darriion 1-4

GAME 5

WISCONSIN 52, PURDUE 6

SATURDAY, OCT. 5 - MADISON, WIS.

	1	2	3	4	F
Purdue	0	6	0	0	6
Wisconsin	14	7	21	10	52

Qtr Time Team Scoring Play

1st	8:04	WIS	Walker 12 yd rush (Vakos kick), 1-12, 0:05
1st	1:56	WIS	Anthony II 52 yd pass from Locke (Vakos kick), 6-91, 2:30
2nd	8:41	PUR	Porath 21 yd FG, 9-42, 6:08
2nd	3:27	PUR	Porath 23 yd FG, 8-46, 3:27
2nd	0:09	WIS	Walker 1 yd rush (Vakos kick), 11-75, 3:18
3rd	12:14	WIS	Kekahuna 69 yd pass from Locke (Vakos kick), 5-75, 2:46
3rd	4:42	WIS	Kekahuna 25 yd pass from Locke (Vakos kick), 9-98, 4:39
3rd	0:12	WIS	Walker 17 yd rush (Vakos kick), 9-78, 3:41
4th	10:59	WIS	Yacamelli 30 yd rush (Vakos kick), 5-60, 2:40
4th	6:15	WIS	Vakos 26 yd FG, 7-51, 4:27

	PUR	WIS
FIRST DOWNS	10	28
NET YARDS RUSHING	99	228
Rushing Attempts	26	41
Average Per Rush	3.8	5.6
Rushing Touchdowns	0	4
NET YARDS PASSING	117	361
Completions-Attempts-Int	11-21-0	20-31-2
Passing Touchdowns	0	3
TOTAL OFFENSE YARDS	216	589
Total offense plays	48	73
Fumbles: Number-Lost	3-2	1-0
Penalties: Number-Yards	6-55	3-30
PUNTS-YARDS	8-351	2-99
Average Yards Per Punt	43.9	49.5
KICKOFFS-YARDS	3-195	9-582
Average Yards Per Kickoff	65.0	64.7
Punt returns: Number-Yards-TD	2-2	3-14
Average Per Return	1.0	4.7
Kickoff returns: Number-Yds-TD	2-31	0-0
Average Per Return	15.5	0.0
Interceptions: Number-Yds-TD	2-0-0	0-0-0
Fumble Returns: Number-Yds-TD	0-0-0	0-0-0
Possession Time	28:13	31:47
Third-Down Conversions	1-11	8-14
Fourth-Down Conversions	0-0	1-1
Red-Zone Scores-Chances	2-2	4-4
Touchdowns	0	3
Field goals	2	1
Sacks By: Number-Yards	0-0	3-27

RUSHING (Att-Yds-TDs)

**PUR** —Mockobee, Devin 11-45; Merriweather, Jaheim 1-35; Jackson, Elijah 2-13; Love III, Reggie 4-12; Card, Hudson 5-5; TEAM 1- -1; Browne, Ryan 2 - -10  
**WIS** —Walker, Tawee 19-94-3; Jones, Dilin 7-65; Yacamelli, Cade 5-39-1; Dupree, Darriion 7-24; Ituka, Gideon 2-4; Mettauer, Mabrey 1-2

PASSING (Comp-Att-INT-Yds-TDs)

**PUR** — Card, Hudson 11-21-0-111-0; Browne, Ryan 1-1-0-6-0  
**WIS** — Locke, Braedyn 20-31-2-359-3; Mettauer, Mabrey 1-1-0-2-0

RECEIVING (Rec-Yds-TDs)

**PUR** — Edrine, Jahmal 2-26; Klare, Max 2-26; Mockobee, Devin 2-25; Morrisette, De’Nylon 1-13; Tibbs, Jaron 1-10; Jackson, Elijah 2-7; Biber, Drew 1-6; Rigby, Shamar 1-4  
**WIS** — Kekahuna, Trech 6-134-2; Anthony II, Vinny 2-66-1; Williams, CJ 4-60; Dupree, Darriion 2-23; Seagreaves, JT 1-21; Nowakowski, Riley 2-21; Yacamelli, Cade 1-17; Henry, Tyrell 1-12; Ashcraft, Tucker 1-5; McGohan, Jackson 1-2

GAME 6

WISCONSIN 42, RUTGERS 7

SATURDAY, OCT. 12 - MADISON, WIS.

	1	2	3	4	F
Rutgers	0	0	0	7	7
Wisconsin	14	0	14	14	42

Qtr Time Team Scoring Play

1st	9:10	WIS	Pauling 16 yd pass from Locke (Vakos kick), 8-89, 3:08
1st	1:39	WIS	Walker 2 yd rush (Vakos kick), 7-53, 3:25
3rd	8:14	WIS	Dupree 2 yd rush (Vakos kick), 4-89, 1:45
3rd	4:45	WIS	Walker 9 yd rush (Vakos kick), 6-31, 3:21
4th	13:48	RU	Monangai 13 yd rush (Patel kick), 13-80, 3:25
4th	11:11	WIS	Walker 55 yd rush (Vakos kick), 4-68, 2:37
4th	4:47	WIS	Locke 1 yd rush (Vakos kick), 9-80, 5:25

	RU	WIS
FIRST DOWNS	13	24
NET YARDS RUSHING	168	311
Rushing Attempts	35	46
Average Per Rush	4.8	6.8
Rushing Touchdowns	1	5
NET YARDS PASSING	103	361
Completions-Attempts-Int	12-32-1	20-28-1
Passing Touchdowns	0	1
TOTAL OFFENSE YARDS	271	551
Total offense plays	67	75
Fumbles: Number-Lost	0-0	2-1
Penalties: Number-Yards	4-30	5-40
PUNTS-YARDS	9-397	5-216
Average Yards Per Punt	44.1	43.2
KICKOFFS-YARDS	2-83	7-447
Average Yards Per Kickoff	41.5	63.9
Punt returns: Number-Yards-TD	0-0	1-0
Average Per Return	0.0	0.0
Kickoff returns: Number-Yds-TD	1-18	1-19
Average Per Return	18.0	19.0
Interceptions: Number-Yds-TD	2-0-0	0-0-0
Fumble Returns: Number-Yds-TD	1-0-0	1-8-0
Possession Time	25:04	34:56
Third-Down Conversions	5-17	7-14
Fourth-Down Conversions	0-2	1-1
Red-Zone Scores-Chances	1-3	5-6
Touchdowns	1	5
Field goals	0	0
Sacks By: Number-Yards	1-3	0-0

RUSHING (Att-Yds-TDs)

**RU** — Monangai, Kyle 19-72-1; Kaliakmanis, Athan 6-48; Sheppard, Ajani 2-20; Brown V, Samuel 4-17; Raymond, Antwan  
**WIS** — Walker, Tawee 24-198-3; Yacamelli, Cade 4-72; Dupree, Darriion 10-26-1; Jones, Dilin 5-9; Lock, Braedyn 3-6-1

PASSING (Comp-Att-INT-Yds-TDs)

**RU** — Kaliakmanis, Athan 12-32-1-103-0  
**WIS** — Locke, Braedyn 20-28-1-240-1

RECEIVING (Rec-Yds-TDs)

**RU** — Dremel, Christian 2-54; Miller, Dymere 4-17; Black, Ben 2-15; Fletcher, Kenny 1-7; Monangai, Kyle 1-5; Long, Chris 1-4; Higgins, Mike 1-1  
**WIS** — Anthony II, Vinny 2-81; Will Pauling 4-49-1; Kekahuna, Trech 4-39; Ashcraft, Tucker 2-23; Dupree, Darriion 2-20; Burroughs, Quincy 1-13; Williams, CJ 1-6; Nowakowski, Riley 2-4; Walker, Tawee 1-3; Seagreaves 1-2



GAME SUMMARIES

GAME 7

WISCONSIN 23, NORTHWESTERN 3

SATURDAY, OCT. 19 - EVANSTON, ILL.

	1	2	3	4	F
Wisconsin	0	14	7	2	23
NW	0	0	3	0	3

Qtr Time Team Scoring Play

2nd	14:31	WIS	Locek 8 yd rush (Vakos kick), 8-66, 3:32
2nd	0:04	WIS	Yacamelli 3 yd rush (Vakos kick), 1-3, 0:04
3rd	0:11	WIS	Ashcraft 3 yd pass from Locke (Vakos kick), 8-80, 4:28
3rd	6:46	NW	Akers 26 yd FG, 13-59, 7:18
4th	0:13	NW	Cheeks and Neal sack Lausch for Safety, 1-18, 0:13

	NW	WIS
FIRST DOWNS	9	19
NET YARDS RUSHING	127	199
Rushing Attempts	31	43
Average Per Rush	4.1	4.6
Rushing Touchdowns	0	2
NET YARDS PASSING	82	160
Completions-Attempts-Int	9-24-0	14-24-1
Passing Touchdowns	0	1
TOTAL OFFENSE YARDS	209	359
Total offense plays	55	67
Fumbles: Number-Lost	1-1	1-1
Penalties: Number-Yards	6-45	2-15
PUNTS-YARDS	2-36	2-15
Average Yards Per Punt	18.0	7.5
KICKOFFS-YARDS	7-455	4-258
Average Yards Per Kickoff	65.0	64.5
Punt returns: Number-Yards-TD	2-8-0	2-8-0
Average Per Return	4.0	4.0
Kickoff returns: Number-Yds-TD	3-191-0	4-253-0
Average Per Return	63.7	63.2
Interceptions: Number-Yds-TD	1-12-0	0-0-0
Fumble Returns: Number-Yds-TD	0-0-0	0-0-0
Possession Time	27:09	32:51
Third-Down Conversions	2-14	4-12
Fourth-Down Conversions	2-2	0-1
Red-Zone Scores-Chances	1-2	3-5
Touchdowns	0	3
Field goals	1	0
Sacks By: Number-Yards	2-8	2-14

RUSHING (Att-Yds-TDs)

**NW** — Lausch, Jack 5-55; Porter, Cam 14-48; Himon II, Joseph 5-23; Henning, AJ 1-2; TEAM 1- -1.  
**WIS** — Walker, Tawee 23-126; Dupree, Darrion 11-40; Locke, Braedyn 5-12-1; Kekahuna, Trech 1-11; Yacamelli, Cade 3-10-1.

PASSING (Comp-Att-INT-Yds-TDs)

**NW** — Lausch, Jack 9-24-0-82-0.  
**WIS** — Locke, Braedyn 14-24-1-160-1.

RECEIVING (Rec-Yds-TDs)

**NW** — Gordon, Thomas 4-49; Kirtz, Bryce; Porter, Cam 2-13; Himon II, Joseph 1- -3.  
**WIS** — Pauling, Will 5-51; Williams, CJ 2-28; Anthony II, Vinny 2-27; Dupree, Darrion 1-26; Kekahuna 1-18; Walker, Tawee 2-7; Ashcraft, Tucker 1-3-1

GAME 8

WISCONSIN 13, #3 PENN STATE 28

SATURDAY, OCT. 26 - MADISON, WIS.

	1	2	3	4	F
Wisconsin	0	7	7	14	28
PSU	3	7	3	0	13

Qtr Time Team Scoring Play

1st	10:53	WIS	Vakos 50 yd FG, 12-42, 3:55
2nd	14:37	PSU	Singleton 6 yd pass from Allar (Barker kick), 9-90, 3:01
2nd	1:23	WIS	Walker 1 yd run (Vakos kick), 10-73, 2:41
3rd	6:29	PSU	Reed 19 yd INT Return (Barker kick), 3- -4, 1:23
3rd	2:44	WIS	Vakos 32 yd FG, 8-51, 3:39

	PSU	WIS
FIRST DOWNS	22	16
NET YARDS RUSHING	173	81
Rushing Attempts	35	27
Average Per Rush	4.9	3.0
Rushing Touchdowns	1	1
NET YARDS PASSING	246	217
Completions-Attempts-Int	25-31-0	22-42-1
Passing Touchdowns	2	0
TOTAL OFFENSE YARDS	419	298
Total offense plays	66	69
Fumbles: Number-Lost	2-1	0-0
Penalties: Number-Yards	6-41	5-33
PUNTS-YARDS	5-219	5-257
Average Yards Per Punt	43.8	51.4
KICKOFFS-YARDS	5-318	4-256
Average Yards Per Kickoff	63.6	64.0
Punt returns: Number-Yards-TD	2-2-0	2-26-0
Average Per Return	1.0	13.0
Kickoff returns: Number-Yds-TD	2-33-0	2-35-0
Average Per Return	16.5	17.5
Interceptions: Number-Yds-TD	1-19-1	0-0-0
Fumble Returns: Number-Yds-TD	0-0-0	0-0-0
Possession Time	34:31	25:29
Third-Down Conversions	8-14	7-18
Fourth-Down Conversions	0-1	2-3
Red-Zone Scores-Chances	2-2	2-3
Touchdowns	2	1
Field goals	0	1
Sacks By: Number-Yards	0-0	1-3

RUSHING (Att-Yds-TDs)

**PSU** — Allen, Kaytron 11-86-1; Singleton, Nicholas 12-49; Pribula, Beau 6-28; Allar, Drew 4-8; Warren, Tyler 2-2.  
**WIS** — Walker, Tawee 22-59-1; Bertrams, Atticus 1-15; Pauling, Will 1-4; Dupree, Darrion 3-3

PASSING (Comp-Att-INT-Yds-TDs)

**PSU** — Allar, Drew 14-18-0-148-1; Pribula, Beau 11-13-0-98-1.  
**WIS** — Locke, Braedyn 22-42-1-217-0.

RECEIVING (Rec-Yds-TDs)

**PSU** — Wallace III, Harrison 5-67; Warren, Tyler 7-46; Clifford, Liam 3-40; Singleton, Nicholas 3-37-1; Allen, Kaytron 4-22; Dinkins, Khalil 2-18; Fleming, Julian 1-16.  
**WIS** — Pauling, Will 8-79; Anthony II, Vinny 7-68; Williams, CJ 2-41; Dupree, Darrion 1-14; Nowakowski, Riley 1-8; Ashcraft, Tucker 1-4; Walker, Tawee 2-3

GAME 9

WISCONSIN 10, IOWA 42

SATURDAY, NOV. 2 - IOWA CITY, IOWA

	1	2	3	4	F
Wisconsin	0	7	7	14	28
Iowa	3	7	3	0	13

Qtr Time Team Scoring Play

1st	6:15	WIS	Vakos 28 yd FG, 12-59, 6:29
2nd	12:49	IOWA	Sullivan 1 yd run (Stevens kick), 7-53, 2:58
2nd	8:49	IOWA	Johnson 16 yd run (Stevens kick), 6-80, 2:55
3rd	6:24	IOWA	Johnson 9 yd run (Stevens kick), 10-86, 5:34
3rd	4:17	IOWA	Gill 7 yd pass from Sullivan (Stevens kick), 1-12, 0:18
4th	14:12	WIS	Williams 14 yd pass from Locke (Vakos kick), 10-79, 4:59
4th	9:42	IOWA	Johnson 2 yd run (Stevens kick), 8-77, 4:24
4th	1:15	IOWA	Patterson 4 yd run (Stevens kick), 12-66, 7:13

	IOWA	WIS
FIRST DOWNS	23	16
NET YARDS RUSHING	329	124
Rushing Attempts	54	28
Average Per Rush	6.1	4.4
Rushing Touchdowns	5	0
NET YARDS PASSING	93	137
Completions-Attempts-Int	7-10-0	15-29-2
Passing Touchdowns	1	1
TOTAL OFFENSE YARDS	422	261
Total offense plays	64	57
Fumbles: Number-Lost	1-0	0-0
Penalties: Number-Yards	7-47	8-55
PUNTS-YARDS	3-160	6-258
Average Yards Per Punt	53.3	43.0
KICKOFFS-YARDS	7-453	3-195
Average Yards Per Kickoff	64.7	65.0
Punt returns: Number-Yards-TD	1--2-0	0-0-0
Average Per Return	-2.0	0.0
Kickoff returns: Number-Yds-TD	1-23-0	1-19-0
Average Per Return	23.0	19.0
Interceptions: Number-Yds-TD	2-42-0	0-0-0
Fumble Returns: Number-Yds-TD	0-0-0	0-0-0
Possession Time	33:26	26:34
Third-Down Conversions	6-11	2-11
Fourth-Down Conversions	1-1	1-1
Red-Zone Scores-Chances	6-6	1-1
Touchdowns	6	0
Field goals	0	1
Sacks By: Number-Yards	1-5	1-14

RUSHING (Att-Yds-TDs)

**IOWA** — Johnson, Kaleb 24-135-3; Moulton, Kamari 9-74; Sullivan, Brendan 9-58-1; Patterson, Jazium 10-56-1; Wetjen, Kaden 1-7; TEAM 1--1.  
**WIS** — Dupree, Darrion 7-52; Walker, Tawee 16-52; Locke, Braedyn 5-20.

PASSING (Comp-Att-INT-Yds-TDs)

**IOWA** — Sullivan, Brendan 7-10-0-93-1  
**WIS** — Locke, Braedyn 15-29-2-137-1

RECEIVING (Rec-Yds-TDs)

**IOWA** — Ortwerth, Zach 3-66; Gill, Jacob 2-23-1; Blue, Jarriett 1-6; Johnson, Kalen 1--2.  
**WIS** — Anthony II, Vinny 4-61; Williams, CJ 2-32-1; Pauling, Will 2-17; Dupree, Darrion 2-17; Ashcraft, Tucker 3-8; Nowakowski, Riley 2-2.

GAME SUMMARIES

GAME 10

WISCONSIN 13, #1 OREGON 16

SATURDAY, NOV. 16 - MADISON, WIS..

	1	2	3	4	F
Wisconsin	0	10	3	0	13
Oregon	6	0	0	10	16

Qtr Time Team Scoring Play

1st	9:01	ORE	Sappington 35 yd FG, 11-43, 4:36
1st	1:11	ORE	Sappington 42 yd FG, 6-30, 3:08
2nd	10:19	WIS	Vakos 31 yd FG, 13-56, 5:52
2nd	0:25	WIS	Pauling 2 yd pass from Locke (Vakos kick), 9-75, 2:40
3rd	4:43	WIS	Vakos 35 yd FG, 16-62, 8:53
4th	13:14	ORE	James 11 yd rush (Sappington kick), 13-81, 6:24
4th	2:36	ORE	Sappington 24 yd FG, 9-37, 4:13

	ORE	WIS
FIRST DOWNS	19	15
NET YARDS RUSHING	136	130
Rushing Attempts	40	34
Average Per Rush	3.4	3.8
Rushing Touchdowns	1	0
NET YARDS PASSING	218	96
Completions-Attempts-Int	22-31-1	12-28-1
Passing Touchdowns	0	1
TOTAL OFFENSE YARDS	354	226
Total offense plays	71	62
Fumbles: Number-Lost	0-0	1-0
Penalties: Number-Yards	7-55	8-56
PUNTS-YARDS	4-198	6-257
Average Yards Per Punt	49.5	42.8
KICKOFFS-YARDS	5-325	4-257
Average Yards Per Kickoff	65.0	64.2
Punt returns: Number-Yards-TD	2-12-0	1-13-0
Average Per Return	6.0	13.0
Kickoff returns: Number-Yds-TD	1-16-0	1-26-0
Average Per Return	16.0	26.0
Interceptions: Number-Yds-TD	1--1-0	1-10-0
Fumble Returns: Number-Yds-TD	0-0-0	1-7-0
Possession Time	32:23	27:37
Third-Down Conversions	5-15	1-12
Fourth-Down Conversions	1-2	1-2
Red-Zone Scores-Chances	3-5	3-3
Touchdowns	1	1
Field goals	2	2
Sacks By: Number-Yards	2-18	2-19

RUSHING (Att-Yds-TDs)

**ORE** — James, Jordan 25-121-1; Gabriel, Dillon 11-7; Whittington, Noah 3-5; James, Ross 1-3.

**WIS** — Walker, Tawee 20-97; Dupree, Darrion 10-33; Anthony II, Vinny 1-4; Locke, Braedyn 3--4

PASSING (Comp-Att-INT-Yds-TDs)

**ORE** — Gabriel, Dillon 22-31-1-218-0

**WIS** — Locke, Braedyn 12-28-1-96-1

RECEIVING (Rec-Yds-TDs)

**ORE** — Stewart, Evan 10-92; Ferguson, Terrance 3-52; James, Jordan 2-25; Sadiq, Kenyon 1-24; Holden, Traeshon 3-16; Bryant Jr., Gary 1-6; Love, Justius 1-2; Whittington, Noah 1-1

**WIS** — Anthony, Vinny II 4-53; Green, Bryson 1-13; Ashcraft, Tucker 1-13; Pauling, Will 2-9-1; Williams, CJ 1-5; Kekahuna, Trech 1-3; Dupree, Darrion 1-1; Walker, Tawee 1--1

## LAST TIME IT HAPPENED

### INDIVIDUAL

#### ■ 40 Rushing Attempts

Wisconsin: 43, Brian Calhoun vs. Bowling Green (9/4/2005)  
Opponent: 43, Laurence Maroney, Minnesota (10/15/2005)

#### ■ 50 Rushing Attempts

Wisconsin: 50, Ron Dayne vs. Minnesota (11/9/1996)  
Opponent: Under research

#### ■ 100 Yards Rushing

Wisconsin: 126, Tawee Walker at Northwestern (10/19/2024)  
Opponent: 121, Jordan James, Oregon (11/16/2024)

#### ■ 200 Yards Rushing

Wisconsin: 228, Braelon Allen vs. Nebraska (11/20/2021)  
Opponent: 220, Ezekiel Elliott, Ohio State (12/6/2014)

#### ■ 300 Yards Rushing

Wisconsin: 321, Jonathan Taylor at Purdue (11/17/2018)  
Opponent: 377, Anthony Thompson, Indiana (11/11/1989)

#### ■ 400 Yards Rushing

Wisconsin: 408, Melvin Gordon vs. Nebraska (11/15/2014)  
Opponent: Has not happened

#### ■ Two 100-Yard Rushers

Wisconsin: 157, Chez Mellusi and 141, Braelon Allen vs. Buffalo (9/2/2023)  
Opponent: 121, TreVeyon Henderson and 101, Miyan Williams, Ohio State (9/24/2022)

#### ■ Three 100-Yard Rushers

Wisconsin: 253, Melvin Gordon; 158, Tanner McEvoy and 111, Corey Clement vs. Bowling Green (9/20/2014)  
Opponent: Has not happened

#### ■ Two 200-Yard Rushers

Wisconsin: 216, Melvin Gordon and 202, Montee Ball vs. Nebraska (12/1/2012)  
Opponent: Has not happened

#### ■ Quarterback Rushed for 100 Yards

Wisconsin: 158, Tanner McEvoy vs. Bowling Green (9/20/2014)  
Opponent: 105, Chubba Purdy, Nebraska (11/18/2023)

#### ■ Two Rushing TDs

Wisconsin: 3, Tawee Walker at Rutgers (10/12/2024)  
Opponent: 3, Kaleb Johnson, Iowa (11/2/2024)

#### ■ Three Rushing TDs

Wisconsin: 3, Tawee Walker at Rutgers (10/12/2024)  
Opponent: 3, Kaleb Johnson, Iowa (11/2/2024)

#### ■ Four Rushing TDs

Wisconsin: 4, Jonathan Taylor vs. Nebraska (11/15/2014)  
Opponent: 4, Marion Grice, Arizona State (9/14/2013)

#### ■ Five Rushing TDs

Wisconsin: 5, Melvin Gordon vs. Bowling Green (9/20/2014)  
Opponent: 6, Levron Williams, Indiana (10/6/2001)

#### ■ Six Rushing TDs

Wisconsin: Has not happened  
Opponent: 6, Levron Williams, Indiana (10/6/2001)

#### ■ 300 Yards Passing

Wisconsin: 359, Braedyn Locke vs. Purdue (10/5/2024)  
Opponent: 308, Miller Moss, USC (9/28/2024)

#### ■ 400 Yards Passing

Wisconsin: 423, Darrell Bevell at Minnesota (10/23/1993)  
Opponent: 403, Colt Brennan, Hawaii (11/25/2005)

#### ■ Three Touchdown Passes

Wisconsin: 3, Braedyn Locke vs. Purdue (10/5/2024)  
Opponent: 3, Miller Moss, USC (9/28/2024)

#### ■ Four Touchdown Passes

Wisconsin: 5, Graham Mertz vs. Illinois (10/23/2020)  
Opponent: 5, C.J. Stroud, Ohio State (9/24/2022)

#### ■ Five Touchdown Passes

Wisconsin: 5, Graham Mertz at Northwestern (10/08/2022)  
Opponent: 5, C.J. Stroud, Ohio State (9/24/2022)

#### ■ Non-QB Touchdown Pass

Wisconsin: Braelon Allen (RB) to Chez Mellusi at NW (10/08/2022)  
Opponent: Jayden Reed (WR) to Keon Coleman at MSU (10/15/2022)

#### ■ 10 Pass Receptions

Wisconsin: 10, Will Pauling vs. Northwestern (11/11/2023)  
Opponent: 10, Evan Stewart, Oregon (11/16/2024)

#### ■ 100 Receiving Yards

Wisconsin: 134, Trech Kekahuna vs. Purdue (10/5/2024)  
Opponent: 105, Ja'Kobi Lane, USC (9/28/2024)

#### ■ 200 Receiving Yards

Wisconsin: 207, Jared Abbrederis at Ohio State (9/28/2013)  
Opponent: 209, JD Spielman, Nebraska (10/6/2018)

#### ■ Two Touchdown Receptions

Wisconsin: 2, Trech Kekahuna vs. Purdue (10/5/2024)  
Opponent: 2, Ja'Kobi Lane, USC (9/28/2024)

#### ■ Three Touchdown Receptions

Wisconsin: 3, Chimere Dike at Northwestern (10/08/2022)  
Opponent: 3, Jaquarii Roberson, Wake Forest (12/30/2020)

#### ■ Four Touchdown Receptions

Wisconsin: 4, Jonathan Orr at Northwestern (10/8/2005)  
Opponent: Under research

#### ■ Five Touchdown Receptions

Wisconsin: 5, Lee Evans vs. Michigan State (11/15/2003)  
Opponent: Under research

#### ■ Two 100-Yard Receivers

Wisconsin: 143, Will Pauling and 105, Bryson Green vs. LSU (1/1/2024)  
Opponent: 131, Jaquarii Roberson and 122, Donavon Greene, Wake Forest (12/30/2020)

#### ■ 100-Yard Rusher & 100-Yard Receiver

Wisconsin: 135 (rush) Braelon Allen and 185 (rec.) Chimere Dike vs. Illinois State (10/08/2022)  
Opponent: 162 (rush) TreVeyon Henderson, and 123 (rec.) Marvin Harrison Jr., Ohio State (10/28/2023)

#### ■ 100-Yard Rusher and Receiver (Same Player)

Wisconsin: 122 (rush) and 128 (rec.), Brian Calhoun at Northwestern (10/8/2005)  
Opponent: Under research

#### ■ Non-blocked Punt Return For TD

Wisconsin: 50 yds., Nick Nelson vs. Michigan (11/18/2017)  
Opponent: 69 yds., Demetrius Douglas, Minnesota (11/24/2018)

- **Blocked Punt Return For TD**

Wisconsin: David Gilbert blocked, Aaron Henry returned for TD vs. Purdue (10/31/2009)

Opponent: Bennie Fowler recovered blocked punt in end zone at Michigan State (10/22/2011)
- **Kickoff Return For Touchdown**

Wisconsin: 91 yds., Stephan Bracey vs. Nebraska (11/20/2021)

Opponent: 96 yds., Chris Tyree, Notre Dame (9/25/2021)
- **Interception Return For Touchdown**

Wisconsin: 95 yds., Ricardo Hallman (10/07/2023)

Opponent: 55 yds., Mason Cobb, USC (9/28/2024)
- **Fumble Return For Touchdown**

Wisconsin: 0 yds., Matt Henningsen vs. Northwestern (9/28/2019)

Opponent: 2 yds., Brennan Jackson, Washington St. (9/9/2023)
- **Blocked Punt**

Wisconsin: Jaylan Franklin vs. Wake Forest (12/30/2020)

Opponent: D. Craig, Iowa (11/12/2022)
- **Blocked PAT Kick**

Wisconsin: Konrad Zagzebski vs. UTEP (9/22/2012)

Opponent: Andre Carter II, Army (10/16/2021)
- **Blocked PAT Kick Returned For 2-Point Defensive Conversion**

Wisconsin: Konrad Zagzebski blocked, Devin Smith returned vs. UTEP (9/22/2012)

Opponent: Under research
- **Blocked Field Goal**

Wisconsin: Ben Barten at Northwestern (10/19/2024)

Opponent: Jaiden Cameron, Northwestern (10/19/2024)
- **Blocked Field Goal Returned For TD**

Wisconsin: Reggie Cribbs blocked, Jim Leonhard returned 86 yds. vs. UNLV (9/11/2004)

Opponent: Under research
- **Converted Two-Point PAT**

Wisconsin: T. Van Dyke pass to Trech Kekahuna vs. Western Michigan (8/30/2024)

Opponent: C. McNamara pass to Cornelius Johnson, Michigan (10/2/2021)
- **Safety**

Wisconsin: Sebastian Cheeks and Curt Neal at Northwestern (10/19/24)

Opponent: Team safety, Iowa (10/14/2023)

TEAM

- **Shutout**

Wisconsin: 38-0 vs. Illinois State (9/3/2022)

Opponent: 0-59 vs. Ohio State (12/6/2014)
- **Scored 40 points**

Wisconsin: Wisconsin 42, Rutgers 7 (10/12/2024)

Opponent: Iowa 42, Wisconsin 10 (11/2/2024)
- **Scored 50 Points**

Wisconsin: Wisconsin 52, Purdue 6 (10/5/2024)

Opponent: Ohio State 52, Wisconsin 21 (9/24/2022)
- **Scored 60 Points**

Wisconsin: Wisconsin 66, New Mexico State 7 (9/17/2022)

Opponent: Indiana 63, UW 32 (10/6/2001)
- **Scored 70 Points**

Wisconsin: Wisconsin 70, Nebraska 31 (12/1/2012)

Opponent: Has not happened
- **Scored 80 Points**

Wisconsin: Wisconsin 83, Indiana 20 (11/13/2010)

Opponent: Has not happened
- **Rushed for 200 Yards**

Wisconsin: 309, at Rutgers (10/12/2024)

Opponent: 329, Iowa (11/2/2024)
- **Rushed for 300 Yards**

Wisconsin: 309, at Rutgers (10/12/2024)

Opponent: 329, Iowa (11/2/2024)
- **Rushed for 400 Yards**

Wisconsin: 403, vs. Purdue (11/23/2019)

Opponent: 411, Minnesota (10/15/2005)
- **Rushed for 500 Yards**

Wisconsin: 581, vs. Nebraska (11/15/2014)

Opponent: Has not happened
- **Negative Rushing Yardage**

Wisconsin: -26, vs. Northwestern (11/21/2015)

Opponent: -13, Purdue (10/23/2021)
- **Rushed for Fewer Than 50 Yards**

Wisconsin: 2, vs. Illinois (10/1/2022)

Opponent: 24, Iowa (10/30/2021)
- **Rushed for Fewer Than 100 Yards**

Wisconsin: 81, vs. Penn State (10/26/2024)

Opponent: 99, Purdue (10/5/2024)
- **Six Rushing Touchdowns**

Wisconsin: 6, vs. New Mexico State 7 (9/17/2022)

Opponent: 7, Indiana (10/6/2001)
- **Seven Rushing Touchdowns**

Wisconsin: 7, vs. Nebraska (11/15/2014)

Opponent: 7, Indiana (10/6/2001)
- **Passed for 200 Yards**

Wisconsin: 217, vs. Penn State (10/26/2024)

Opponent: 218, Oregon (11/16/2024)
- **Passed for 300 Yards**

Wisconsin: 361 vs. Purdue (10/5/2024)

Opponent: 308, USC (9/28/2024)
- **Passed for 400 Yards**

Wisconsin: 400, vs. Central Michigan (9/7/2019)

Opponent: 407, Wake Forest (12/30/2020)
- **Passed for 500 Yards**

Wisconsin: Has not happened

Opponent: Has not happened
- **Passed for Fewer Than 100 Yards**

Wisconsin: 96, vs. Oregon (11/16/2024)

Opponent: 92, Iowa (11/2/2024)
- **Five Passing Touchdowns**

Wisconsin: 6, at Northwestern (10/8/2022)

Opponent: 5, Ohio State (9/24/2022)
- **Gained 500 Yards Total Offense**

Wisconsin: 549, at Rutgers (10/12/2024)

Opponent: 539, Ohio State (9/24/2022)