

NEBRASKA

**NEBRASKA
CORNHUSKERS**
(5-5, 2-5 BIG)



**WISCONSIN
BADGERS**
(5-5, 3-4 BIG)

SATURDAY, NOV. 23 • 2:30 P.M. CT • LINCOLN, NEB. • MEMORIAL STADIUM • FIELDTURF

Nebraska completes its 2024 home schedule on Saturday afternoon when the Huskers play host to the Wisconsin Badgers at Memorial Stadium. The game will kick off shortly after 2:30 p.m. CT in Lincoln with BTN providing the television coverage. The contest can also be heard on the Huskers Radio Network and the Huskers App.

In addition to completing its home schedule, Nebraska will also pay tribute to more than 20 players in pre-game Senior Day festivities. The 2024 senior class is highlighted by eight players who are in either their fifth or sixth season at Nebraska, including five players completing their sixth season in the Nebraska program.

The Huskers stand at 5-5 on the season and 2-5 in Big Ten play after a third consecutive one-score loss last Saturday at USC. The Huskers battled the Trojans for four quarters at the Coliseum, with a late USC touchdown giving the Trojans a 28-20 lead. Nebraska drove deep into USC territory in the game's final seconds before an interception in the end zone on the game's final play ended the Huskers' chances.

Wisconsin comes to Lincoln with a 5-5 record and 3-4 mark in Big Ten Conference action. The Badgers dropped a hard-fought contest to top-ranked Oregon on Saturday night in Madison, falling 16-13. Wisconsin led the game 10-6 at the half and had an opportunity to win until the game's final two minutes. Coach Luke Fickell's squad has faced one of the nation's most demanding schedules with three of their losses coming against teams currently ranked in the nation's top 10. The Badgers feature a tough defense, allowing 326.5 yards per game. Wisconsin is also among the nation's least penalized teams, ranking in the top 10 nationally in fewest penalty yards per game.

THIS WEEK'S NUMBERS

3

Three consecutive games in the Nebraska-Wisconsin series have been decided by seven or fewer points, including last year's game which was decided by seven points in overtime. The most recent meeting at Memorial Stadium in 2022 was a one-point Wisconsin victory.

5

Nebraska's group of seniors that will be honored on Saturday includes five sixth-year players who have spent their entire career at Nebraska. The group of OT **Bryce Benhart**, DL **Ty Robinson**, RB **Rahmir Johnson**, LB **John Bullock** and LB **Javin Wright** have combined for 126 career starts in a Husker uniform.

10

Senior defensive lineman **Ty Robinson** has been one of the most disruptive forces in the Big Ten this season. Robinson has 10 TFL and six sacks to lead the Huskers. With his six sacks, Robinson ranks sixth in the Big Ten in sacks per game.

2024 NEBRASKA FOOTBALL SCHEDULE

Aug. 31	UTEP	FOX	W, 40-7	Huskers top 500 yards and 40 points in opener
Sept. 7	Colorado	NBC	W, 28-10	Defense dominates with six sacks, INT for TD
Sept. 14	Northern Iowa	BTN	W, 34-3	Offense averages 8.8 yards per play
Sept. 20	#24 Illinois*	FOX	L, 24-31 (ot)	Huskers fall in OT in 400th consecutive sellout
Sept. 28	at Purdue*	Peacock	W, 28-10	Huskers explode for 28 points in final 18 minutes
Oct. 5	Rutgers*	FS1	W, 14-7	D records 4 sacks, 2 INT, allows just 78 rushing yards
Oct. 19	at #16 Indiana*	FOX	L, 7-56	No. 16 IU scores 21 in 2nd quarter to pull away
Oct. 26	at #4 Ohio State*	FOX	L, 17-21	Huskers limit OSU to season offensive lows
Nov. 2	UCLA*	BTN	L, 20-27	Fourth-quarter rally falls one score short
Nov. 16	at USC*	FOX	L, 20-28	Trojans stop late Husker drive to secure win
Nov. 23	Wisconsin*	BTN	2:30 p.m.	Last 3 matchups all decided by 7 or fewer points
Nov. 29	at Iowa*	NBC	6:30 p.m.	Huskers' 35th straight "Black Friday" game

All times Central; Home games in **bold**; *Big Ten Conference game

NEBRASKA

- **2024 Record:** 5-5, 2-5 in Big Ten
- **Last Game:** lost at USC, 28-20
- **Streak:** Lost 4
- **AP Rank:** Not Ranked
- **Coaches Rank:** Not Ranked
- **Head Coach:** Matt Rhule
- **Nebraska Record:** 10-12 (2nd year)
- **Collegiate Record:** 57-55 (9th year)
- **Record vs. Wisconsin:** 0-1

WISCONSIN

- **2024 Record:** 5-5, 3-4 in Big Ten
- **Last Game:** Lost to Oregon, 16-13
- **Streak:** Lost 3
- **AP Rank:** Not Ranked
- **Coaches Rank:** Not Ranked
- **Head Coach:** Luke Fickell
- **Wisconsin Record:** 13-11 (2nd season)
- **Career Record:** 76-36 (9th season)
- **Record vs. Nebraska:** 1-1

SERIES HISTORY

- **All-Time Series:** Wisconsin leads, 13-4
- **At Lincoln:** Wisconsin leads, 4-3
- **Last Game:** Wisconsin 24-17 (OT), Nov. 18, 2023, Madison
- **Win Streak:** Wisconsin, 10 games

TV INFORMATION



Play-by-Play: Jeff Levering
Analyst: Jake Butt
Sidelines: Brooke Fletcher
Fox Sports App

HUSKERS RADIO NETWORK



Play-by-Play: Greg Sharpe
Analysis: Damon Benning
Sidelines: Jessica Coody
Pre/Post-Game: Matt Coatney, Jessica Coody, Ben McLaughlin & Josh Banderas

Huskers.com & Huskers App

NEBRASKA COMMUNICATIONS

CREDENTIAL REQUESTS

To request a credential for home games visit:
<http://www.huskers.com/media>

FOOTBALL CONTACTS

Associate A.D./Comm......Keith Mann
 Phone 402-472-0237
 E-Mail kmann@huskers.com
Sr. Assoc. Comm. Dir......Shamus McKnight
 Phone 402-472-7772
 E-Mail smcknight@huskers.com
Associate Director.....Matt Smith
 Phone 402-472-7780
 E-Mail msmith@huskers.com
Admin. Assoc. (Credentials)... Vicki Capazo
 Phone 402-472-2263
 E-Mail vcapazo@huskers.com

MAILING ADDRESS

One Memorial Stadium
 P.O. Box 880123
 Lincoln, NE 68588-0123
 (402) 472-2263
sportsinfo@huskers.com

Shipping Address: 600 Stadium Drive

NORMAL WEEK AVAILABILITY

MONDAY

Coach Rhule will be available at a press conference in the Hawks Center following morning practice (approximately 11:55 a.m. CT). Live video will be available for free through Nebraska's social media accounts and on Huskers.com. A complete video and transcript will be made available to media in the afternoon.

TUESDAY

Coordinators and selected players will be available after morning practice. Start time will normally be between 11:30 and 11:45 a.m. CT

WEDNESDAY

No post-practice media availability but Coach Rhule or a Husker assistant coach will appear at the Nebraska Football Radio Hour at 6 p.m.

THURSDAY

Coach Rhule available after morning practice. (approx. 11:30 a.m.)

FRIDAY

No media availability.

SATURDAY

Coach Rhule and requested players will be available post-game in the Hawks Center interview room for home games and in a designated area for road games.

GENERAL MEDIA POLICIES

All player and coach interviews must be arranged at least one day in advance through the Nebraska Communications Office. To request an interview, contact Keith Mann, Shamus McKnight or Matt Smith. All post-practice interviews will be conducted in the Hawks Center interview room. Interviews will not be conducted in the new Osborne Legacy Complex, which includes the weight room and locker room. The Nebraska locker room, training room and football office meeting rooms are **OFF LIMITS** to the media.

Student-athlete cell phone numbers will **NOT** be given to the media, and media should not contact or message student-athletes directly through social media platforms. **PRACTICES ARE CLOSED** to the media and to the general public during the season.

After all games, Nebraska's **LOCKER ROOM IS CLOSED**. Head Coach Matt Rhule and requested players will be brought to the postgame interview room in the Hawks Center after a brief cooling off period. On the road, Coach Rhule and requested players will be brought to the designated interview area. **NO INTERVIEWS** will be conducted on the field as the players are returning to the locker room.

MEDIA MAY NOT PROVIDE LIVE COVERAGE OF ANY PRESS CONFERENCE ON ANY DIGITAL PLATFORM OR WEBSITE.

PHONE INTERVIEWS

Media wishing to try to arrange a phone interview with Coach Rhule may contact Keith Mann for availability. Please contact the Communications Office as far in advance as possible. Out-of-town media requesting phone interviews with players should contact Keith Mann or Shamus McKnight with those requests, preferably on Sundays, but no later than 10 a.m. (Central) on Monday of game week. Other than rare exceptions, player interviews will take place on Tuesday.

NEBRASKA FOOTBALL PHOTO REQUESTS

Contact the Nebraska Communications office to request historical photos, facility photos, action photos and head shots.

HUSKERS.COM & COLLEGEPRESSBOX.COM

Huskers.com is the official site of Nebraska Athletics and includes updated stats, game notes, depth charts and extensive quotes and audio and video from Nebraska's Monday and Tuesday press conferences. A PDF version of the 2024 Nebraska Media Guide is available on Huskers.com.

Collegepressbox.com is the official media website for Division I football. Access and download game notes, quotes, statistics, media guides, headshots, logos and more for all FBS schools, conferences, postseason games, awards and the College Football Playoff. For access, please register for an account at collegepressbox.com/register.

GAME CREDENTIALS

Media may request credentials for home games at Huskers.com/media. Follow the steps on the website to complete the application. You will receive an e-mail confirming your application and an approval/denial e-mail. Contact Vicki Capazo at (402) 472-2263 with questions. Photo ID will be required to access the stadium on game day and the name on your photo ID and credential must match. Single-game credentials will not be mailed and must be picked up on game day at media will call. Single-game parking passes will be mailed to media (time permitting).

HUSKERS RADIO NETWORK

The Huskers Radio Network brings Nebraska football to fans across the nation and the world. A list of affiliates can be found at www.huskers.com/listen, and all radio broadcasts are available live on Huskers.com and the Official Husker App.

MONDAY, NOV. 18	TUESDAY, NOV. 19	WEDNESDAY, NOV. 20	THURSDAY, NOV. 21	FRIDAY, NOV. 22	SATURDAY, NOV. 23
PRACTICE Morning Practice <i>Coach Rhule Weekly Press Conference</i> • Approx. Noon CT Hawks Media Room	PRACTICE Morning Practice • Coordinators and players available at approximately 11:30 a.m. CT (Hawks Media)	PRACTICE Morning Practice NO MEDIA ACCESS	PRACTICE Morning Practice <i>Available after practice:</i> • Coach Rhule • Approx. 11:30 a.m.	PRACTICE Morning Practice NO MEDIA ACCESS	GAME DAY Nebraska vs. Wisconsin 2:40 p.m. CT (BTN)
			HRN COACHES SHOW • Coach TBD		POST-GAME <i>Available after game:</i> • Coach Rhule • Selected players

NEBRASKA VS. WISCONSIN—LAST FIVE MEETINGS

DATE	SITE	NU/UW Rank	RESULT	SCORE
10/6/2018	Madison	NR/16	Loss	24-41
11/16/2019	Lincoln	NR/15	Loss	21-37
11/20/2021	Madison	NR/19	Loss	28-35
11/19/2022	Lincoln	NR/NR	Loss	14-15
11/18/2023	Madison	NR/NR	Loss	17-24 (ot)

SERIES HISTORY: NEBRASKA VS. WISCONSIN

Nebraska and Wisconsin are meeting for the 10th time in the past 11 seasons. Aside from a COVID cancellation in 2020, the teams have met each season since 2014, and Wisconsin carries a 10-game win streak in the series into Saturday's contest. Overall, Wisconsin holds a 13-4 edge in the series, including winning 11 of 12 since Nebraska joined the Big Ten.

- Nebraska and Wisconsin play for the Freedom Trophy each season, a trophy that debuted for the 2014 game.
- Following this week's meeting, Nebraska and Wisconsin are not scheduled to meet in the 2025 or 2026 seasons.
- Nebraska's last victory was in the 2012 regular season when Nebraska rallied from a 17-point deficit for a 30-27 victory in Lincoln. The teams had a rematch in the 2012 Big Ten Championship Game with Wisconsin coming out on top.
- This will mark the third straight meeting in the series pitting unranked teams, after one of two teams was ranked in 13 of the previous 14 meetings.
- Nebraska's victories in 1965 and 1966 featured linebacker Barry Alvarez who went on to be Wisconsin's head coach and athletic director.

HUSKERS TO RECOGNIZE SENIORS ON SATURDAY AFTERNOON

Nebraska will have Senior Day festivities before Saturday's contest against Wisconsin, with the Husker program expected to honor more than 20 players.

- The group of seniors is headlined by five players who are in their sixth year in the Nebraska program. Offensive tackle **Bryce Benhart**, running back **Rahmir Johnson**, defensive lineman **Ty Robinson** and linebackers **John Bullock** and **Javin Wright** were all part of the Huskers' 2019 recruiting class and have spent their entire career in Lincoln.
- Benhart and Robinson are both expected to play in their 58th career game on Saturday afternoon. The two share the program record for games played after surpassing Cameron Meredith (56 games) in last Saturday's contest at USC.
- Fourteen of the Husker players listed as seniors have made at least 15 starts in their college careers.

CAREER STARTS AMONG HUSKER SENIORS

- » OT Bryce Benhart, 51 (51 at Nebraska)
- » C Ben Scott, 49 (21)
- » P Brian Buschini, 49 (34)
- » DE Ty Robinson, 43 (43)
- » OT Turner Corcoran, 35 (35)
- » Rover Isaac Gifford, 32 (32)
- » NT Nash Hutmacher, 24 (24)
- » OL Micah Mazzcua, 24 (3)
- » LB John Bullock, 20 (20)
- » WR Isaiah Neyor, 20 (7)
- » CB Tommi Hill, 18 (18)
- » WR Jahmal Banks, 17 (7)
- » S DeShon Singleton, 15 (15)
- » DE Jimari Butler, 15 (15)

NOTABLES FROM THE 2024 SEASON

Nebraska's 2024 season has featured several notable moments, including a 3-0 non-conference season and a 5-1 record in the first half of the season. Highlights for the 2024 season include:

- Nebraska opened the season with three consecutive non-conference victories, marking its first 3-0 start to the season since 2016. It was also the first time Nebraska was unblemished in non-conference play since 2016. The Huskers did not trail in their three non-conference games, and out-scored the opposition by a total of 102-20 in non-conference play.
- Nebraska won each of its first three games by at least 18 points. It marked the first time NU won three straight games by at least 18 points since the middle of the 2014 season, when the Huskers defeated Northwestern (21), Rutgers (18) and Purdue (21). The Huskers added a fourth win by at least 18 points with its 28-10 win at Purdue.
- The Huskers' 5-1 mark at the midpoint of the season was NU's best six-game record since 2016, when Nebraska began the season with seven wins. The 5-1 start allowed Nebraska to match its 2023 win total in the first half of the season and marked the 10th time since 2000 Nebraska has been 5-1 or better through six games.

BIG TEN STANDINGS

Place	Team	Big Ten	Overall
1.	Oregon	8-0	11-0
2.	Indiana	7-0	10-0
3.	Ohio State	6-1	9-1
	Penn State	6-1	9-1
5.	Illinois	4-3	7-3
	Iowa	4-3	6-4
	Minnesota	4-3	6-4
8.	Washington	4-4	6-5
9.	Rutgers	3-4	6-4
	Wisconsin	3-4	5-5
	Michigan	3-4	5-5
12.	USC	3-5	5-5
	UCLA	3-5	4-6
14.	Nebraska	2-5	5-5
	Michigan State	2-5	4-6
	Northwestern	2-5	4-6
17.	Maryland	1-6	4-6
18.	Purdue	0-7	1-9

PLAYER OF THE WEEK NOMINEES

OPP.	OFF.	DEF.	SPEC.	FROSH
UTEP	Neyor	Robinson	--	Raiola
CU	R.Johnson Hill	Buschini	--	Raiola
UNI	Raiola	Bullock	--	Nelson
ILL	--	--	--	--
PUR	Banks	Bullock	--	Barney Jr.
RUT	--	Buford	Buschini	--
IND	--	--	--	--
OSU	--	Butler	Hohl	--
UCLA	--	--	--	--
USC	--	--	--	--
WIS	--	--	--	--
IOWA	--	--	--	--

Bold indicates winner

2024 HUSKER HONORS

JACORY BARNEY JR., WR

- The Jet Award Watch List
- On3 Mid-Season Freshman All-American (All-Purpose)

BRYCE BENHART, OL

- Outland Trophy Watch List

JOHN BULLOCK, LB

- Burlsworth Trophy Watch List

BRIAN BUSCHINI, P

- Ray Guy Award Watch List
- Big Ten Special Teams POW vs. Rutgers

THOMAS FIDONE II, TE

- Mackey Award Watch List

ISAAC GIFFORD, DB

- Wuerffel Trophy Watch List
- Campbell Trophy Semifinalist
- Jason Witten Man of the Year Watch List

NASH HUTMACHER, DL

- Bednarik Award Watch List

ISAAH NEYOR, WR

- Earl Campbell Tyler Rose Award Watch List

DYLAN RAIOLA, QB

- Polynesian Player of the Year Watch List
- Shaun Alexander Award Semifinalist (1 of 14)
- Big Ten Freshman of the Week (vs. UTEP)
- On3 Mid-Season Freshman All-American (QB)

BEN SCOTT, OL

- Rimington Trophy Watch List

LAST GAME

USC 28, NEBRASKA 20

TEAM STATS	NU	USC
First Downs	19	22
Rushes-Yards	25-119	32-182
Passes	27-38-2	25-35-1
Passing Yards	191	259
Total Offense	310	441
3rd Downs	5-13	6-13
Turnovers	2	2
Penalties	5-40	5-70
Time of Possession	28:10	31:50

NU RUSHING LEADERS

Dante Dowdell—8 carries, 52 yards
Emmett Johnson—10 carries, 55 yards

NU PASSING LEADER

Dylan Raiola—27-38-2, 191 yards, TD

NU RECEIVING LEADERS

Emmett Johnson—7 catches, 36 yards, TD
Jahmal Banks—5 catches, 55 yards
Janiran Bonner—3 catches, 21 yards

NU DEFENSIVE LEADERS

John Bullock—7 tackles, PBU
Malcom Hartzog Jr.—6 tackles, PBU
Ceyair Wright—4 tackles, INT for TD, Blocked FG
Mikai Gbayor—5 tackles, fumble recovery
Ty Robinson—2 tackles, sack, fumble caused

NU SPECIAL TEAMS LEADER

John Hohl—2-2 FG (29, 30), 2-2 PAT
Brian Buschini—5 punts, 46.0-yard average, 3 I20

NOTING LAST GAME

- Nebraska cornerback **Ceyair Wright** opened the scoring with a 45-yard interception return for a touchdown in the first quarter. It marked Wright's second interception of the season (also vs Rutgers) and the third of his college career.
- Wright's interception for a touchdown was Nebraska's third pick-6 of the season, joining a Tommi Hill TD against Colorado and John Bullock's pick-6 at Purdue. The three interceptions for touchdowns are the most for Nebraska since the Huskers had four interceptions for touchdowns in 2013.
- Wright also blocked a field goal in the fourth quarter. The block was the first of Wright's career and was Nebraska's second blocked field goal of the season (also vs. Colorado).
- Running back **Emmett Johnson** caught a 29-yard touchdown in the second quarter, marking his first career receiving touchdown. Overall, it was Johnson's second touchdown of the season and the fourth of his career.
- Place-kicker **John Hohl** connected on field goals of 29 and 30 yards. Hohl has made his last five field goals.
- Senior rover **Isaac Gifford** had six tackles in the game to increase his career total to 226, moving him into a tie for third place in career tackles among Husker defensive backs.
- Senior OT **Bryce Benhart** and senior DL **Ty Robinson** both played in their 57th career game, setting a Nebraska record for games played.

BLACKSHIRT DEFENSE AT HOME UNDER HEAD COACH MATT RHULE

OPPONENT	POINTS	RUSH D	PASS D	TOTAL D	RESULT
2023					
NIU	11	26	123	149	W, 35-11
LA TECH	14	46	292	338	W, 28-14
MICH	45	249	187	436	L, 45-7
NW	9	81	176	257	W, 17-9
PURDUE	14	96	99	195	W, 31-14
MARYLAND	13	101	283	384	L, 13-10
IOWA	13	163	94	257	L, 13-10
2024					
UTEP	7	56	149	205	W, 40-7
COLORADO	10	16	244	260	W, 28-10
UNI	3	139	162	301	W, 34-3
ILLINOIS	31	166	215	381	L, 31-24(OT)
RUTGERS	7	78	186	264	W, 14-7
UCLA	27	139	219	358	L, 27-20
AVERAGES	15.7	104.3	186.9	291.2	

- Nebraska's early-season success was largely a result of fast starts. Nebraska out-scored its first six opponents in the second quarter by a total of 65-3. For the season, Nebraska has an 92-48 edge in the second quarter. In 2023, Nebraska was out-scored 81-66 in the second quarter.
- Nebraska has pitched three first-half shutouts (Colorado, Purdue, Rutgers), and has allowed just 33 first-half points in six home games. Dating back to 2023, Nebraska has allowed just five first-quarter touchdowns in its past 16 games.
- Nebraska was ranked in both national polls for two consecutive weeks (Sept. 8, Sept. 15). Nebraska rose as high as 22nd in both polls. The No. 22 AP ranking was Nebraska's highest since being ranked 17th entering the 2016 regular-season finale at Iowa.
- The Sept. 20 game with Illinois was the first matchup of two AP ranked teams at Memorial Stadium since 2013 (vs. UCLA) and the first Big Ten games between two ranked teams since 2011 when 13th-ranked Nebraska defeated No. 9 Michigan State.

BLACKSHIRT DEFENSE STRONG AGAIN IN 2024

For the second straight year, Nebraska has featured one of the Big Ten's top defenses.

- Nebraska allowed just 20 points in its first three games, the fewest through three games since allowing 16 points in the first three games in 2005. NU ranks 25th in scoring defense at 20.0 points per game.
- Nebraska has held five opponents to 10 or fewer points. The five opponents held to 10 or fewer points is the most in a season since the 2009 team held eight of 14 opponents to 10 or fewer points.
- With an overtime touchdown, Illinois ended a streak of 10 straight opponents Nebraska had held to 24 or fewer points. It was the longest stretch Nebraska had limited the opposition to 24 points or less since a 14-game stretch spanning the 2009 and 2010 seasons.
- Nebraska's defense has been dominant at home. Since the start of the 2023 season, just three of 13 opponents at Memorial Stadium have scored more than 14 points.
- Before the Oct. 19 game at Indiana, Nebraska had held 13 straight opponents to less than 400 total yards dating back to last season. The last time Nebraska held more than 13 straight opponents to less than 400 yards was part of a 14-game stretch spanning the final three games of 2008 and first 11 contests of 2009. Overall, Nebraska has held eight of 10 opponents this season and 15 of its last 17 opponents to fewer than 400 yards.
- Nebraska has held five opponents this season to less than 300 yards, including limiting Ohio State to 285 yards after the Buckeyes entered the game averaging better than 500 yards per game.
- Nebraska has gone 20 consecutive games without allowing 300 passing yards, dating back to last season. That is the longest streak for the Huskers since a 29-game stretch without allowing 300 passing yards spanning the 2008 to 2010 seasons.
- Nebraska is allowing 321.4 yards of total offense per game, which ranks 28th nationally.
- Nebraska has allowed 32 plays of 20+ yards (8 rush, 24 pass), the 16th-fewest in the country.

SHUTTING DOWN THE RUN

Nebraska's defense has been strong against the run over the past two seasons, and shutting down the run has been a key for Nebraska this season. The Huskers rank 20th nationally in rushing defense at 110.5 yards per game. In its five victories, Nebraska has allowed just 67.8 rushing yards per game.

- Nebraska held its first six opponents without a rushing touchdown, before Indiana reached the end zone on the ground. The six-game stretch tied for the longest season-opening streak in FBS without allowing a rushing touchdown in the past 10 seasons. Prior to this year, the last team to not allow a rushing touchdown through its first six games was Georgia in 2019. The last Big Ten team to not allow a rushing touchdown in its first six games was Iowa in 2013.

- Dating back to last season, the Huskers have not allowed a rushing touchdown in 13 of their past 17 games, including eight of 10 games in 2024.
- Nebraska held Colorado to 16 rushing yards, the fewest rushing yards by an opponent since Purdue had -2 rushing yards in 2020. NU has also held UTEP (56), Purdue (50), Rutgers (78) and Ohio State (64) to less than 80 rushing yards. In 22 games under Head Coach Matt Rhule, the Huskers have held the opponent to less than 100 rushing yards 13 times, including nine with 75 yards or less.
- Nebraska has allowed just three individual 100-yard rushers in 22 games over the past two seasons.
- The rush defense is assisted by Nebraska's strong sack numbers. The Huskers have 26 sacks, including three games with four or more sacks. Nebraska had 32 sacks in 2023 which marked the most sacks by Nebraska since recording 39 in 2013.

WINNING THE TURNOVER MARGIN

Nebraska's strong first half of the season was fueled in part by a +6 turnover differential through six games. Nebraska owned a positive or even TO margin in each of its first six games. Nebraska is minus-6 in its past four games. For the season, Nebraska is even in turnover margin after finishing last season at -17 in turnover margin.

- The Huskers had a takeaway in the first eight games, Nebraska's longest streak since a nine-game stretch spanning the 2021 (final game) and 2022 (first eight games) seasons.
- Nebraska's defense has posted multiple takeaways five times in 2024 (UTEP, Colorado, Illinois, Rutgers, USC), and single takeaways against UNI, Purdue, Indiana and Ohio State.
- The multiple takeaways in consecutive games (UTEP, Colorado) marked the first time the Husker defense accomplished that since 2020 when Nebraska had multiple takeaways against Northwestern and Penn State.
- Nebraska has had a positive turnover margin five times in 2024. The Huskers were positive in turnover margin in their first three Big Ten games, marking the first time Nebraska has had a positive turnover margin in three straight games since late in the 2018 season.
- The Huskers did not allow the opposition to score a point off turnovers through the first six games. However, Indiana scored 28 points off Husker turnovers in the loss in Bloomington. Nebraska has outscored opponents 48-35 in points off turnovers this season, including three interception returns for touchdowns.
- Junior defensive back **Malcolm Hartzog Jr.** has four interceptions this season, and ranks seventh nationally in interceptions per game. His four picks are tied for the most by a Husker since Nathan Gerry had five interceptions in 2015.
- Nebraska's 48 points off turnovers, includes three interceptions for touchdowns and a safety. In the season opener against UTEP, NU recorded a safety and followed up with a pick-six by **Tommi Hill** against Colorado. **John Bullock** added an interception for a touchdown at Purdue, and **Ceyair Wright** had a 45-yard return for a score at USC.
- Hill's interception for a touchdown against the Buffs was Nebraska's first pick-six since Cam Taylor-Britt had a pick-six against Iowa in 2019. It was Nebraska's first defensive touchdown of any kind since Deontai Williams returned a fumble for a score against Penn State in 2020. Nebraska's three interceptions for touchdowns this season is its most since having four in 2013.
- In the 40-7 win over UTEP in the opener, defensive lineman **Ty Robinson** had a tackle for loss for a safety. It was Nebraska's first defensive safety since 2015.
- With scores in back-to-back games to open the year, it marked the first time the defense scored in consecutive games since 2015, when Joshua Kalu had an interception return for a touchdown at Minnesota, and a week later the Huskers had a safety against Northwestern in Lincoln.

ROBINSON ANCHORS POWERFUL DEFENSIVE FRONT

The Nebraska defense is full of veteran performers who made a mark for multiple seasons. That experienced group is headlined by sixth-year senior defensive lineman **Ty Robinson**. Robinson has played in 57 career games at Nebraska, tied with teammate Bryce Benhart for the NU school record. He has also made 43 career starts for the Huskers.

- Robinson has paced the Nebraska defense in disruptive plays in 2024. The Gilbert, Ariz., native has 25 tackles, including 10 tackles for loss and six sacks, both team-leading totals. He has added three PBU, a forced fumble at USC and a blocked field goal against Colorado.
- Robinson's first TFL this season resulted in a safety against UTEP, and he also recorded a sack in the win over the Miners.
- The Nebraska defense and Robinson set the tone early against Colorado. On a CU three-and-out to start the game, Robinson had a PBU on the game's opening snap, and a nine-yard sack two plays later to set the tone. Robinson added a blocked field goal in the second quarter against the Buffs, as NU held Colorado scoreless in the first half.
- Robinson has recorded at least one sack or one TFL in seven of 10 games this season and ranks sixth in the Big Ten in sacks per game.

2024 OFFENSE GAME-BY-GAME

RUSHING

GAME	ATT.	YDS.	TD	LONG
UTEP	47	223	3	42
CU	35	149	2	21
UNI	22	142	2	38
ILL	33	48	0	14
PUR	32	161	2	31
RUT	42	97	2	18
IND	29	70	1	13
OSU	33	121	1	38
UCLA	38	113	2	14
USC	25	119	0	20
WISC				
IOWA				

PASSING

GAME	COM-ATT-INT	YDS	TD	LG	SACKS
UTEP	25-36-0	284	2	59	1-6
CU	23-30-0	185	1	36	0-0
UNI	20-26-1	281	2	59	0-0
ILL	24-35-1	297	3	44	5-46
PUR	17-27-0	257	1	27	1-8
RUT	14-28-1	164	0	36	4-33
IND	28-46-3	234	0	28	2-11
OSU	21-33-1	152	0	33	3-21
UCLA	16-34-2	209	1	40	4-23
USC	27-38-2	191	1	29	2-6
WISC					
IOWA					

2024 DEFENSE GAME-BY-GAME

RUSHING DEFENSE

GAME	ATT.	YDS.	TD	LONG
UTEP	24	56	0	13
CU	22	16	0	17
UNI	39	139	0	11
ILL	39	166	0	21
PUR	31	50	0	13
RUT	32	78	0	17
IND	33	215	5	43
OSU	31	64	0	15
UCLA	30	139	0	57
USC	32	182	1	34
WISC				
IOWA				

PASSING DEFENSE

GAME	COM-ATT-INT	YDS	TD	LG	SACKS
UTEP	16-26-2	149	1	38	2-9
CU	23-40-1	244	1	30	6-41
UNI	16-32-1	162	0	21	1-1
ILL	21-27-0	215	4	29	2-7
PUR	18-25-1	174	1	19	5-35
RUT	15-37-2	186	1	43	4-29
IND	24-30-1	280	3	36	1-9
OSU	13-16-1	221	3	60	2-10
UCLA	17-25-0	219	2	48	2-12
USC	25-35-1	259	3	48	1-10
WISC					
IOWA					

SACKS/TFL

GAME	SACKS	YARDS	TFL	YARDS
UTEP	2	9	9	28
CU	6	41	10	49
UNI	1	1	3	4
ILL	2	7	2	7
PUR	5	35	9	51
RUT	4	29	9	36
IND	1	9	4	14
OSU	2	10	7	24
UCLA	2	12	4	15
USC	1	10	5	20
WISC				
IOWA				

NEBRASKA UNDER RHULE

Overall	10-12
vs. AP Ranked Teams.....	0-6
vs. AP Top-10 Teams	0-2
vs. Unranked Teams.....	10-6
Home	8-5
Road	2-7
Neutral.....	0-0
In August	1-1
In September.....	5-3
In October	4-2
In November	0-6
In December.....	0-0
In January	0-0
Individual Has 100+ Rushing Yards	1-1
Individual Has 100+ Receiving Yards.....	1-0
When Rushing for 200 or More Yards.....	3-1
When Rushing for 300 or More Yards.....	1-0
When Passing for 200 or More Yards	3-3
When Passing for 300 or More Yards	0-0
When Scoring 30 or More Points	4-0
When Scoring 40 or More Points	1-0
When Allowing 10 or Fewer Points	7-0
When Allowing 20 or Fewer Points	10-4
When Committing Zero Turnovers	3-0
When Winning Turnover Margin	5-1
When Scoring First.....	8-2
When Leading at Halftime.....	8-2
When Trailing at Halftime	0-8
When Tied at Halftime	2-2
Games Decided by 11 Points or More	8-3
Games Decided by 10 Points or Less.....	2-9
Games Decided by 7 Points or Less.....	1-8
Games Decided by 3 Points or Less.....	0-4
Overtime Games	0-2

RHULE'S COLLEGE CAREER

Overall	57-55
vs. AP Ranked Teams.....	3-24
vs. AP Top-10 Teams	0-11
vs. Unranked Teams.....	54-33
Home	33-23
Road	22-28
Neutral.....	2-4
In August	3-2
In September.....	18-16
In October	19-14
In November	14-19
In December.....	3-3
In January	0-1
Individual Has 100+ Rushing Yards	21-3
Individual Has 100+ Receiving Yards.....	19-12
When Rushing for 200 or More Yards.....	24-6
When Rushing for 300 or More Yards.....	4-0
When Passing for 200 or More Yards	34-34
When Passing for 300 or More Yards	13-14
When Scoring 30 or More Points	31-5
When Scoring 40 or More Points	14-3
When Allowing 10 or Fewer Points	25-0
When Allowing 20 or Fewer Points	40-6
When Committing Zero Turnovers	25-7
When Winning Turnover Margin	33-6
When Scoring First.....	40-16
When Leading at Halftime.....	44-10
When Trailing at Halftime	9-40
When Tied at Halftime	4-5
Games Decided by 11 Points or More	41-24
Games Decided by 10 Points or Less.....	16-31
Games Decided by 7 Points or Less.....	10-26
Games Decided by 3 Points or Less.....	6-12
Overtime Games	2-3

NOTING THE HUSKER OFFENSE

Nebraska's offense opened the season in impressive fashion in non-conference play, highlighted by its best offensive effort of the season in the opener against UTEP.

- Nebraska's 40 points against UTEP were its most since scoring 42 against Georgia Southern in 2022, while the 33-point margin of victory was Nebraska's largest since a 56-7 victory over Northwestern in 2021. It was the Huskers' largest margin of victory in a season opener since a 43-10 win over Fresno State to open the 2016 season.
- Nebraska scored at least 24 points in its first five games, the first time NU has had five straight games with 24 or more points since a five-game streak spanning the 2018 and 2019 seasons. It was the first time the Huskers have scored at least 24 points in their first five games since 2016.
- Nebraska has outscored opponents 144-89 in the first half. NU's 30 points in the first half against UTEP were its most in a first half since scoring 35 in the first half against Northwestern in 2021.
- Nebraska also showed the ability to finish a game strong at Purdue, scoring 28 second-half points after being held scoreless in the first half. The 28 second-half points were Nebraska's most since scoring 31 against North Dakota in the second half of a 2022 win.
- The Huskers gained 507 yards of total offense against UTEP, the most by NU since gaining 575 yards against Georgia Southern in 2022.
- Nebraska's 284 passing yards against UTEP were its most since throwing for 354 yards at Purdue in 2022. Nebraska's season high in passing yards in 2023 was 199 vs. Michigan. Nebraska has added passing outputs of 281 yards vs. UNI, 297 yards against Illinois and 257 yards at Purdue. The Huskers average 225.4 yards per game through the air.
- Nebraska added 223 rushing yards against UTEP with 11 players having at least one carry. The win over UTEP marked the first time Nebraska topped 200 yards in both rushing and passing since 2022 against Georgia Southern.
- Nebraska has shown its many offensive weapons throughout the season. Sixteen players have carried the ball, while 16 Huskers have caught a pass. In the opener, Nebraska had 11 ball carriers and 11 receivers, the most in both categories in a single game since 2021.

RAIOLA GUIDING HUSKER OFFENSE

True freshman quarterback **Dylan Raiola** took the reins of the Husker offense from the start of the season. Raiola has thrown for better than 200 yards five times, including a career-high 297 yards and three touchdowns against Illinois. Overall, Raiola has thrown for 2,112 yards and 11 touchdowns. His passing yardage leads FBS true freshmen and he is one of only six freshmen (true or redshirt) with more than 2,000 passing yards.

- Raiola is in position to challenge the Nebraska freshman single-season passing yardage record, held by Adrian Martinez, who threw for 2,617 yards in 2018 as a true freshman. Raiola and Martinez are the only Huskers to throw for 2,000 yards as a freshman.
- Raiola has completed 65.5 percent of his passes to rank fifth nationally among freshmen. He connected on at least 70 percent in each of the first three games. He was the first NU quarterback to complete at least 70 percent of his passes in three straight games since Jeff Quinn in 1980.
- On a national level, Raiola was the first true freshman since Marcus Mariota (2012, Oregon) to complete at least 70 percent of his passes in each of his first three games.
- Raiola's three touchdown passes against Illinois marked the first time a Nebraska quarterback had three touchdown passes since Casey Thompson at Iowa in 2022.
- In the season opener against UTEP, Raiola completed 19-of-27 passes for 238 yards and two touchdowns, while playing just one series after halftime. Raiola became just the second true freshman Husker quarterback since World War II to start a season opener, joining Adrian Martinez in 2018. Raiola earned Big Ten Freshman of the Week honors for his play in the opener.
- Raiola was the first Husker freshman (redshirt or true) quarterback to win his first start since Taylor Martinez guided Nebraska to a victory over Western Kentucky in the 2010 season opener. Martinez won his first five starts of the 2010 season.
- The 232 yards of total offense by Raiola against UTEP compared favorably to the starting debuts of other Husker freshman quarterbacks over the past three decades.

Quarterback	Year	Opp./Result	Passing	Rushing
Tommie Frazier	1992	def. Missouri, 34-24	9-20, 157 yards	14-77-3 TD
Eric Crouch	1998	def. UAB, 38-7	11-17, 127 yards, TD	7-69-2 TD
Taylor Martinez	2010	def. W. Kentucky, 49-10	9-15, 136 yards	7-127-3 TD
Tommy Armstrong Jr.	2013	def. SDSU, 59-20	12-15, 169 yards, TD	5-38
Adrian Martinez	2018	lost to Colorado, 33-28	15-20, 187 yards, TD	15-117-2 TD
Dylan Raiola	2024	def. UTEP, 40-7	19-27, 238 yards, 2 TD	1-(-6)

RAIOLA, BARNEY JR. EARN NATIONAL RECOGNITION

Raiola's play through the first half of the season was recognized on a national level in October when he was named to the On3 Midseason True Freshman All-America team. Raiola was joined on the team by receiver **Jacory Barney Jr.**, who was selected as an all-purpose player.

- Barney has made his impact felt as a receiver, runner and return threat. A Miami native, Barney leads the team with 40 receptions, totaling 317 yards, including a career-high 78 receiving yards against UCLA. With 40 receptions Barney has tied the school record for a true freshman (40, Wan'Dale Robinson, 2019) and is in position to challenge the freshman record of 55 receptions by redshirt freshman JD Spielman in 2017.
- Barney has rushed nine times for 119 yards and three touchdowns, averaging an impressive 13.2 yards per rush. Barney had a career-best eight catches at Indiana while adding a touchdown run, had seven catches at Ohio State, and caught four passes for 78 yards against UCLA.
- Nebraska was one of six schools with a pair of players on the midseason frosh All-America team, joining Alabama, Texas, Miami, Notre Dame and South Carolina. Nebraska was the only team with two offensive players on the squad.

VETERAN PASS CATCHERS KEY IN PASSING GAME

Nebraska added a pair of veteran receivers through the transfer portal in the offseason. **Jahmal Banks** joined the Huskers from Wake Forest, while **Isaiah Neyor** came to Nebraska after previously playing at Texas and Wyoming. They join junior tight end **Thomas Fidone II** as big targets in the passing game, with each of the three standing 6-4 or taller.

- The receiving duo of Banks and Neyor has combined for 60 receptions for 841 yards and seven touchdowns. Neyor has 28 catches for a team-high 426 yards and five touchdowns, while Banks has 32 catches for 415 yards and two touchdowns.
- Neyor posted his fourth career 100-yard receiving game and first since 2021 with six receptions for 121 yards and a 59-yard touchdown against UTEP. His six catches matched his career high and his 121 yards were just five yards shy of a career high. He added a TD catch against UNI, a pair of touchdowns against Illinois, and a TD against UCLA when he had four catches for 89 yards.
- Banks had four catches for 61 yards against UTEP, including a 21-yard touchdown catch just two seconds before halftime. He tied his career high with eight receptions for 94 yards against Illinois. He led Nebraska with five catches for 82 yards and a touchdown at Purdue, and five catches for 55 yards at USC.
- Both players have had productive careers before joining the Huskers. Banks now has 139 career catches for 1,819 yards and 15 career touchdowns. Neyor has 81 catches for 1,566 yards and 17 touchdowns in his career.
- Fidone has emerged as one of the Big Ten's best tight ends, and has been at his best in recent weeks. Fidone has 30 catches for 298 yards this season, including six catches for 91 yards at Indiana and four grabs for 55 yards at Ohio State. He has 55 career receptions, and against UCLA, he became the 11th tight end in program history to surpass 50 career catches.

HUSKERS POSSESS VETERAN OFFENSIVE LINE

The most experienced unit on the Nebraska team entering 2024 was the offensive line. Husker offensive linemen combined to play in 224 career games with 153 career starts entering this season.

- According to research compiled by West Virginia's Mike Montoro, Nebraska's 204 combined offensive line starts ranks as the fifth most in the country.
- Bryce Benhart**, a member of the Outland Trophy watch list, leads the way with 51 career starts, starting 51 of 54 games at right tackle the past four seasons. Benhart's 51 career starts are the most starts by an offensive lineman in program history, and he is one start from the school record for a position player. Benhart has played in 57 career games, tied with teammate Ty Robinson for the Nebraska school record.
- Ben Scott** is in his second season as Nebraska's starting center. A member of the Rimington Trophy watch list, Scott has started all 10 games this season and 21 of 22 games since joining the Huskers. He has made 49 career starts including his three seasons at Arizona State.
- Justin Evans** (15 starts), **Henry Lutovsky** (12 starts), and **Gunnar Gottula** (6 starts) are the other regular starters on the offensive line. Evans has been in the starting lineup for all 10 games this season, with Lutovsky starting the past eight contests. Gottula has started the past six games after an early season injury to senior **Turner Cocoran**.
- Corcoran has started 35 games for the Huskers with 30 starts at left tackle, three starts at left guard and two starts at right tackle. Corcoran had started 30 consecutive games before suffering a season-ending injury against Northwestern last season. He has missed Nebraska's past six games after being injured against Illinois.
- Transfer **Micah Mazzucca** has started 24 games in his career, including 11 starts at right guard for Florida in 2023, 10 starts at Baylor in 2022, and three games for the Huskers this season.
- Teddy Prochazka** has started 11 career games, but was lost for the season after an injury during fall camp. The injury marked the third time in four years Prochazka has suffered a season-ending injury.

2024 GAME CAPTAINS

UTEP

OT Turner Corcoran, LS Camden Witucki, S DeShon Singleton, S Derek Branch

COLORADO

OT Bryce Benhart, WR Jahmal Banks, DL Ty Robinson, CB Marques Buford Jr.

UNI

RB Rahmir Johnson, JACK M.J. Sherman, LB John Bullock, P Brian Buschini

ILLINOIS

C Ben Scott, Rover Isaac Gifford, CB Tommi Hill, NT Nash Hutmacher

PURDUE

TE Thomas Fidone, WR Isaiah Garcia-Castaneda, LB Javin Wright, DB Malcolm Hartzog

RUTGERS

RB Rahmir Johnson, OG Justin Evans, LB Mikai Gbayor, DL Elijah Jeudy

INDIANA

QB Heinrich Haarberg, OG Henry Lutovsky, DL Ty Robinson, CB Tommi Hill

OHIO STATE

WR Jahmal Banks, OT Bryce Benhart, DE Jimari Butler, DB Marques Buford Jr.

UCLA

WR Janiran Bonner, DE Cam Lenhardt, CB Ceyair Wright, TE Nate Boerkircher

UCLA

WR Jahmal Banks, DE Jimari Butler, DL Ty Robinson, S Marques Buford Jr.

CAREER DEFENSIVE BACK TACKLES

Player	Years	Tackles
Mike Brown	1996-99	287
Nate Gerry	2013-16	273
Isaac Gifford	2020-present	226
Daniel Bullocks	2002-05	226
Larry Asante	2007-09	224
Joshua Kalu	2014-17	215
Tyrone Byrd	1989-92	209
JoJo Domann	2016-21	209
Aaron Williams	2015-18	204
Marquel Dismuke	2017-21	204

NEBRASKA CAREER GAMES PLAYED

Player, Pos.	Years	GP
Ty Robinson, DL	2019-present	57
Bryce Benhart, OT	2019-present	57
Cam Meredith, DE	2008-12	56
P.J. Mangieri, LS	2009-12	55
--		
Isaac Gifford, DB	2020-present	54

NEBRASKA CAREER STARTS

Player, Pos.	Years	GS
Alex Henery, PK	2007-10	53
Ralph Brown, CB	1996-99	52
Bryce Benhart, OT	2019-present	51
Kris Brown, PK	1995-98	51
Drew Brown, PK	2014-17	51

HOME OF THE HUSKERS



Memorial Stadium celebrated its 100th year in 2023. In the fall of 1922, a drive for \$430,000 in stadium construction funds was undertaken by faculty, students, alumni and friends of the University.

The stadium was named Memorial Stadium to honor all Nebraskans who served in the Civil and Spanish-American Wars; the 751 Nebraskans who died in World War I; the 3,839 in World War II; the 225 in Korea; the 422 in Vietnam; and those in Iraq.

Construction was completed in a few more than 90 working days and Memorial Stadium was dedicated on Oct. 20, 1923, at the Homecoming game in which Nebraska was held to a scoreless tie by Kansas.

The field at Memorial Stadium was named Tom Osborne Field - after the Huskers' legendary Hall-of-Fame coach - in 1998, one year after Osborne's retirement following 25 years and 255 victories as head coach.

TOP 10 HOME CROWDS

RK.	DATE	OPPONENT	ATT.
1.	Sept. 20, 2014	Miami	91,585
2.	Sept. 14, 2013	UCLA	91,471
3.	Aug. 30, 2014	Fla. Atlantic	91,441
4.	Nov. 29, 2013	Iowa	91,260
5.	Sept. 27, 2014	Illinois	91,225
6.	Nov. 22, 2014	Minnesota	91,186
7.	Aug. 31, 2013	Wyoming	91,185
8.	Nov. 2, 2013	Northwestern	91,140
9.	Nov. 1, 2014	Purdue	91,107
10.	Oct. 25, 2014	Rutgers	91,088

TOP 5 SEASON ATTENDANCE

RK.	YEAR	GAMES	TOTAL	AVG.
1.	2014	7	638,744	91,249
2.	2013	8	727,466	90,933
3.	2016	7	631,402	90,200
4.	2015	7	629,986	89,998
5.	2017	7	628,583	89,798

LONGEST HOME WIN STREAKS

RK.	BEGAN	ENDED	WINS
1.	Oct. 19, 1991	Oct. 31, 1998	47
2.	Sept. 28, 1901	Oct. 20, 1906	33
3.	Nov. 27, 1998	Nov. 2, 2002	26
4.	Sept. 27, 1969	Nov. 23, 1972	23
5.	Oct. 3, 1981	Nov. 17, 1984	21

All streaks at Memorial Stadium, except for the 33-game streak from 1901 to 1906.

2024 NEBRASKA FIRST-YEAR TRANSFERS WITH FBS EXPERIENCE

PLAYER	POS.	SCHOOL(S)	GAMES	STARTS
Stefon Thompson	LB	Syracuse	45	22
Micah Mazzccua	OL	Baylor/Florida	37	24
Ceyair Wright	DB	USC	33	20
Isaiah Neyor	WR	Wyoming/Texas	31	20
Jahmal Banks	WR	Wake Forest	53	18
Dante Dowdell	RB	Oregon	16	6
6 FBS transfers			215	110

TRANSFERS ADD EXPERIENCE TO NEBRASKA ROSTER

Nebraska added 60 newcomers to its roster in 2024. That number includes a large freshman class of 48, but adding experience to the roster are 12 first-year transfers, including six FBS transfers.

- The group of six FBS transfers all came from Power Conference programs. The six players have combined for 215 games played and 110 starts in their careers.
- Stefon Thompson** played in 38 games with 21 starts at linebacker for Syracuse. He made his first career start at Nebraska against UNI and had six tackles and added five against Illinois. He has 21 total tackles on the season and 195 career tackles.
- Micah Mazzccua** started 21 games on the offensive lines at Baylor and Florida. In 2022 at Baylor, PFF ranked Mazzccua as the best run-blocker in the Big 12 and the nation's 15th-best run blocker.
- Ceyair Wright** made 15 starts at cornerback for USC in 2022 and 2023, and has started five of Nebraska's past six games. He had 41 tackles as a Trojan with one interception and five pass breakups. Wright has 32 tackles, a team-high five PBU, a sack and two interceptions this season. Against his former team at USC, Wright had a 45-yard interception return for a touchdown and blocked a field goal. He logged his other interception in Nebraska's win over Rutgers.
- Isaiah Neyor** has started 20 games in his career. He was a second-team All-Mountain West Conference selection in 2021 at Wyoming before spending two seasons at Texas.
- Jahmal Banks** played in 43 games with 11 starts at Wake Forest before transferring to Nebraska. Banks totaled 107 receptions for 1,404 yards and 13 touchdowns as a Demon Deacon.
- Dante Dowdell** spent one season at Oregon before transferring to Nebraska. Dowdell had 17 carries for 90 yards and one touchdown in 2023. Dowdell leads Nebraska with 523 rushing yards and eight touchdowns, including a career-high 74 yards against Colorado.

NEBRASKA CELEBRATES 400TH CONSECUTIVE SELLOUT

Nebraska celebrated its 400th consecutive sellout at Memorial Stadium on Sept. 20 against Illinois. The Huskers have sold out every game at Memorial Stadium for more than six decades, beginning with a game against Missouri on Nov. 3, 1962. Nebraska added sellouts No. 401 against Rutgers (Oct. 5) and 402 vs. UCLA (Nov. 2) and has sold out Saturday's game against Wisconsin, which will extend the streak to 403 games heading into the 2025 season.

- During the sellout streak, Memorial Stadium has expanded several times and capacity has grown from 31,080 in 1962 to the current capacity of 82,841. Over 31 million fans have watched the Huskers at Memorial Stadium during the streak.
- Nebraska has a record of 325-77 during the sellout streak. The game against No. 24 Illinois was the 87th matchup against a ranked opponent during the sellout streak, with Nebraska owning a 47-40 mark in those games.

NINE HUSKERS EARN SPOTS ON PRESEASON WATCH LISTS

Nine Nebraska Cornhuskers made a preseason watch list for a major national award this summer.

- True freshman **Jacory Barney Jr.** was named to the watch list for The Jet Award, presented to the nation's top returner. The award is named after Husker Heisman Trophy winner Johnny Rodgers.
- Bryce Benhart** was one of 75 linemen named to the preseason watch list for the Outland Trophy. Benhart was an honorable-mention All-Big Ten selection as Nebraska's starting right tackle in 2023. The Outland Trophy is presented annually to the nation's best interior lineman.
- Brian Buschini**, the 2021 FCS Punter of the Year, was one of 33 punters named to the preseason watch list for the Ray Guy Award, which is presented annually to the nation's best punter.
- Thomas Fidone II** was one of 48 tight ends named to the preseason watch list for the John Mackey Award, presented annually to the nation's best tight end. Fidone led Nebraska with four touchdown catches in 2024, the most by a Husker tight end since 2010.
- Isaac Gifford** was honored for his work on the field and in the community with an appointment to the Allstate Wuerffel Trophy Watch List. Gifford led Nebraska with 86 tackles while earning honorable-mention All-Big Ten accolades. Off the field, he earned a Sam Foltz 27 Hero Leadership Award in 2024. In September, Gifford was named a semifinalist for the Campbell Trophy and was placed on the watch list for the Jason Witten College Man of the Year.
- Nash Hutmacher** was one of 90 players - and 37 defensive linemen - named to the preseason watch list for the Chuck Bednarik Award, presented annually to the outstanding defensive player in college football. Hutmacher was an honorable-mention All-Big Ten selection last season.

- **Dylan Raiola** was named to the Polynesian College Football Player of the Year watch list and the Shaun Alexander Award watch list, an award he was named a semifinalist for in early November.
- **Isaiah Neyor** was one of 93 players named to the Earl Campbell Tyler Rose Award watch list. The award is presented to the top offensive player who played high school or college football in Texas.
- **Ben Scott**, an honorable-mention All-Big Ten selection in 2023, was one of 40 centers named to the Rimington Trophy watch list. The Rimington Trophy - named after former Husker center Dave Rimington - is presented annually to the nation's top center.

NINE HUSKERS NAMED TO SENIOR BOWL WATCH LIST

A total of nine Huskers were on the preseason watch list for the Reese's Senior Bowl. The Reese's Senior Bowl is widely regarded as the preeminent college football all-star game and the first stage in the NFL Draft process. The 2025 game will be played on Feb. 1 in Mobile, Ala.

- Five offensive players made the Senior Bowl watch list: wide receivers **Jahmal Banks** and **Isaiah Neyor**, tight end **Thomas Fidone II** and offensive linemen **Micah Mazzucca** and **Ben Scott**.
- Four defenders also made the Senior Bowl watch list: defensive linemen **Nash Hutmacher** and **Ty Robinson** and defensive backs **Tommi Hill** and **DeShon Singleton**. Last week, Hill accepted an invitation to participate in the Senior Bowl.

SINGLE-DIGIT NUMBERS AWARDED TO 'TOUGHEST' HUSKERS

For the second straight season, single-digit jersey numbers were awarded to the team's "toughest" players. The single-digit honorees were chosen through a players-only vote and the players then got to choose which single-digit number they wanted.

- The tradition of single-digit numbers being reserved for the chosen few dates back to Rhule's time at Temple.

"I got really tired of having a guy in my program who had spent three years at like No. 47... wanted to wear No. 1 or No. 3, and he had earned it and we would give it to a recruit," Rhule said prior to the 2023 season. "What we decided was (numbers) 1-9, now 0-9, would go to the nine or now 10 'toughest' guys on the team. When I say 'toughest', we define that for the guys, but really the guys who best exemplify what it means to be a Cornhusker. To be accountable, to be dependable, to be tough, hard-working, competitive every single day."

- The 10 players listed below were selected by their teammates to be worthy of having a single-digit number this season.

NEBRASKA SINGLE-DIGIT JERSEY PLAYERS

- | | |
|--------------------------------|---------------------------------|
| » No. 0 Nash Hutmacher, DL* | » No. 5 John Bullock, LB* |
| » No. 1 Jimari Butler, DL# | » No. 6 Tommi Hill, DB |
| » No. 2 Isaac Gifford, DB* | » No. 7 Malcolm Hartzog Jr., DB |
| » No. 3 Marques Buford Jr., DB | » No. 8 DeShon Singleton, DB* |
| » No. 4 Jahmal Banks, WR | » No. 9 Ty Robinson, DL* |

**also wore a single-digit jersey during the 2023 season*

#wore #1 for first five games, before choosing to switch back to #10 from previous seasons

RHULE IN SECOND SEASON WITH HUSKERS

Nebraska went 5-7 in Matt Rhule's first season. The Huskers have matched last season's win total and will look to increase on last year's win total in November. In each of his previous two college head coaching jobs, Rhule has made great progress in his second season.

- In his first head coaching job at Temple, Rhule helped the Owls to a four-win improvement from his first season to his second. Then at Baylor, Rhule guided the Bears to a six-win improvement from year one to year two. That improvement ranked third nationally and was the largest win improvement of any Power Conference program that season.
- Rhule took on rebuilding jobs at Temple, Baylor and Nebraska, which contributed to an 8-28 combined record in his first season at each school. But excluding his first season at Temple, Baylor and Nebraska, Rhule boasts a 49-27 record with three 10-win seasons in six seasons.
- Rhule has a proven record as a program builder. He led both Temple and Baylor to the highest win totals in program history in his third season at each school.
- Rhule guided Temple to a pair of trips to the American Athletic Conference title game, the first two appearances in the league title game in school history. His 2016 Owl team won the school's first conference title in nearly 40 years.
- Rhule led Temple to back-to-back bowl appearances for the first time in school history in 2015 and 2016.
- At Baylor, Rhule became the first head coach at a Power Conference school to take a team from 11 losses (1-11 in 2017) to 11 victories (11-3 in 2019) in two or fewer seasons.
- The 2019 Baylor team set a school record for wins with 11 and the Bears' 9-0 start was the best in school history.

NEBRASKA FOOTBALL FACTS

HISTORY

Season of Football.....	135th
All-Time Games Played	1,391
National Ranking in All-Time Wins	8th
All-Time Bowl Appearances	53
National Ranking in Bowl Appearances	8th

CHAMPIONSHIPS

National Championships	5
Back-to-Back National Championships	2
Undefeated Seasons	11
Perfect Seasons	9
Conference Championships	46

RECORD BREAKDOWN

All-Time Record	922-429-40
All-Time Bowl Record	26-27
Home Games	559-172-20
Memorial Stadium	436-152-13
Record in August	15-3-0
Record in September	187-56-6
Record in October	371-154-19
Record in November	310-180-15
Record in December	24-15-0
Record in January	14-21-0
Record in February	1-0-0
In Overtime	8-9
At Night	107-49-3
When Scoring 35+ Points	378-11
When Allowing 10 Points or Less ...	585-47-29
vs. Big Ten Teams	132-135-9
» In Big Ten Play (since 2011)	52-67
» Home	28-30
» Away	24-35
» Neutral	0-2
vs. Ranked Teams	106-148-3
» Home	52-50-0
» Away	28-70-3
» Neutral	26-28-0
» vs. No. 1 Team	1-10-0
» as No. 1 Team	46-7-1

STREAKS

Consecutive Games Scoring a Point	361
Consecutive Home Games Scoring a Point...	371
Consecutive Home Sellouts	402
Record in Sellout Streak	325-77
» vs. Ranked Teams	47-40

INDIVIDUAL HONORS

College Football Hall of Fame Players	20
College Football Hall of Fame Coaches	7
First-Team All-Americans	110
Unanimous All-Americans	54
Academic All-Americans*	108
NCAA Top Ten Award Winners*	9
Heisman Trophy Winners	3
Walter Camp Award Winners	3
Maxwell Trophy Winners	1
Outland Trophy Winners*	9
Lombardi Trophy Winners	5
Butkus Award Winners	1
Johnny Unitas Golden Arm Award Winners...	1
Davey O'Brien Award Winners	1
Rimington Award Winners	1
Bednarik Award Winners	1
Nagurski Trophy Winners	1
Retired Jerseys	25
First-Team All-Conference Selections	520

**Total leads the nation*

CHARTING THE HUSKERS

ALL-TIME WINS

RK.	SCHOOL	WINS
1.	Michigan	1,009
2.	Alabama	973
	Ohio State	973
4.	Texas	957
	Notre Dame	957
6.	Oklahoma	949
7.	Penn State	939
8.	Nebraska	922

CONFERENCE TITLES

RK.	SCHOOL	TITLES
1.	Oklahoma	50
2.	Nebraska	46
3.	Michigan	45

AP NATIONAL TITLES

RK.	SCHOOL	TITLES
1.	Alabama	12
2.	Notre Dame	8
3.	Oklahoma	7
4.	Miami	5
	Ohio State	5
	USC	5
t-7.	Nebraska	4

COACHES POLL NATIONAL TITLES

RK.	SCHOOL	TITLES
1.	Alabama	11
2.	Oklahoma	6
3.	USC	5
t-4.	Nebraska	4

BOWL APPEARANCES

RK.	SCHOOL	APP.
1.	Alabama	71
2.	Texas	59
3.	Georgia	58
4.	Oklahoma	57
	Tennessee	57
6.	USC	56
7.	LSU	54
t-8.	Nebraska	53

HEISMAN TROPHY WINNERS

RK.	SCHOOL	WINNERS
1.	Notre Dame	7
	Ohio State	7
	Oklahoma	7
	USC	7
5.	Alabama	4
t-6.	Nebraska	3

NFL DRAFT PICKS

RK.	SCHOOL	PICKS
1.	Notre Dame	532
2.	USC	530
3.	Ohio State	489
4.	Oklahoma	417
5.	Michigan	415
6.	Alabama	411
7.	Penn State	389
8.	LSU	381
9.	Georgia	379
10.	Florida	373
11.	Nebraska	368

COLLEGE GRADUATES ON NEBRASKA'S ROSTER

- Jahmal Banks
- Bryce Benhart
- Nate Boerkircher
- John Bullock
- Brian Buschini
- Turner Corcoran
- Gabe Ervin Jr.
- Isaiah Garcia-Castaneda
- Isaac Gifford
- Jalyan Gramstad
- Heinrich Haarberg
- Nash Hutmacher
- Rahmir Johnson
- Maurice Mazzucca
- Teddy Prochazka
- Ty Robinson
- Ben Scott
- Camden Witucki
- Javin Wright

HOLGORSEN TAKES OVER PLAY-CALLING DUTIES

Head Coach Matt Rhule announced on Monday, Nov. 11 that veteran coach Dana Holgorsen will take over Nebraska's offensive coordinator and play-calling duties for the remainder of the 2024 season. Holgorsen originally joined the Nebraska staff the previous week in a consultant role.

- Holgorsen brings 32 years of collegiate experience to the Husker staff, including 13 seasons as a head coach. Holgorsen served as West Virginia's head coach from 2011 to 2018 and was the head coach at Houston from 2019 to 2023.
- He also has a distinguished career as an offensive coordinator, leading offenses at Texas Tech (2005-07), Houston (2008-09) and Oklahoma State (2010).
- In six seasons as an FBS offensive coordinator, Holgorsen's offenses have ranked in the top six nationally in total offense all six years, in the top three in passing offense every year and in the top 13 in scoring offense each season.
- Holgorsen's average offensive rankings in his six seasons as an FBS offensive coordinator are second in passing offense, third in total offense and sixth in scoring offense.

19 PLAYING 2024 SEASON AS COLLEGE GRADUATES

Nineteen Huskers are playing this season as college graduates, including 15 players who earned their degrees from Nebraska and four players who joined the Husker program as graduate transfers. In addition to the 19 players who have already graduated, 11 Huskers are on track to earn their degrees in December.

NEBRASKA FOOTBALL RECENT ACADEMIC HIGHLIGHTS

- » 19 college graduates on the 2024 roster
- » 3.241 team grade-point average in 2024 spring semester (highest in team history)
- » 50 Academic All-Big Ten selections in 2023
- » 196 honor roll selections in the 2023-24 fall and spring semesters

NEBRASKA AMONG TOP ALL-TIME PROGRAMS

Nebraska is playing its 135th football season this fall, and the Huskers have historically been one of the top programs in college football history.

- Nebraska ranks eighth in NCAA history with 922 wins and 53 all-time bowl game appearances.
- The Huskers have won five national titles. Nebraska's four Associated Press national championships (1970, 1971, 1994, 1995) rank seventh all-time and NU's four coaches poll titles (1971, 1994, 1995, 1997) rank fourth.
- Nebraska's 46 conference titles rank second in NCAA history.
- The success extends to the classroom as well. Nebraska football has produced more Academic All-Americans (108) and more NCAA Top 10 Award winners (9) than any other team in any sport in NCAA history.

2024 NEBRASKA SEASON NOTEBOOK

SCHEDULE NOTES

- Nebraska completed non-league play at 3-0 and is in the middle of a nine-game conference schedule. The Big Ten slate includes games against UCLA and USC, both in their first season as a Big Ten member. The 2024 season marks the first time since Nebraska joined the conference in 2011 that the Big Ten will not utilize a divisional format.
- NU plays Illinois, Indiana, Iowa, Ohio State, Purdue, Rutgers, UCLA, USC and Wisconsin. The Huskers will not play Maryland, Michigan, Michigan State, Minnesota, Northwestern, Oregon, Penn State or Washington.
- Nebraska opened the 2024 season at home against UTEP, marking the first season since 2019 that Nebraska played its first game of the season at home. It was also the first time since 2019 that the Huskers opened the season against a non-conference opponent.
- Nebraska played its first four games at home, marking the longest season-opening homestand since 2013 (five games).
- The Huskers played three straight September night games. This is only the third time in program history (2002, 2008) that NU had three straight night home games.
- The Big Ten opener against Illinois was the 400th sellout at Memorial Stadium. It also marked the first Friday night home game in school history while being the first weekday home game (excluding Black Friday) since 2001, when Nebraska played Rice on Thursday, Sept. 20, in a game postponed five days due to the Sept. 11 attacks.
- The Huskers played their opener in August for the fourth straight year and the fifth time in the past five full seasons (2020 excluded).

COACHING STAFF NOTES

- **Matt Rhule** is in his second season at Nebraska in 2024. Rhule is in his 12th season as a head coach after previously leading programs at Temple (2013-16) and Baylor (2017-19) along with an NFL stint as head coach of the Carolina Panthers (2020-22).
- Rhule owns a career record of 57-55 in his nine seasons as a college head coach. He has a proven record as a program builder after taking on rebuilding projects at Temple, Baylor and Nebraska.
- Rhule's college teams have taken a step forward in his second season at each school. Temple improved by four wins in Rhule's second season in 2014 and Baylor improved by six wins in his second season in 2018, an improvement that led all power conference teams and ranked third in the FBS.
- Rhule then guided both the Owls and Bears to a school-record win total in his third season, when both teams also played in the conference championship game.

ROSTER NOTES

- Nebraska's roster features 152 players. A player's class reflects the fact that the 2020 season did not count as a year of eligibility.

HUSKER ROSTER CLASS BREAKDOWN

CLASS	TOTAL	% OF ROSTER
True Freshmen	48	32%
Redshirt Freshmen	34	22%
Total Freshmen	81	54%
Sophomores	25	17%
Juniors	26	17%
Seniors	19	13%

- The roster features 91 returning players and 61 newcomers. Nebraska returns a total of 20 starters and 39 letterwinners.
- NU added 13 transfers and 48 true freshmen to its roster in 2024. Among the 13 transfers are seven FBS transfers, three JUCO players, two FCS transfers and one NAIA transfer.
- All six of Nebraska's FBS transfers came from Power Conference programs (Florida, Oregon, Syracuse, Texas, USC and Wake Forest).
- The roster features players from 29 states and one foreign country (Germany).
- Nebraska has had a letterwinner from 47 of the 50 states in its history, missing only Idaho, New Hampshire and Rhode Island.
- States with multiple players on the Huskers' 2024 roster include: Nebraska (53), Texas (12), Iowa (8), Florida (7), Pennsylvania (7), California (6), New Jersey (5), Arizona (4), Colorado (4), Georgia (4), Missouri (4) Illinois (3), Louisiana (3), Maryland (3), Minnesota (3), New York (3), Tennessee (3), Hawaii (2), Kansas (2), Michigan (2), Mississippi (2), Montana (2) and South Dakota (2).
- The states of Alabama, North Carolina, Nevada, Utah, Washington and Wisconsin are each represented with one player on Nebraska's 2024 roster.
- The players who are wearing a single-digit jersey number (0-9) earned the right to wear that number through a team vote.

ACADEMIC NOTES

- A total of 19 Huskers are playing the 2024 season as graduates, including players who earned their degree at another institution before transferring to Nebraska.

HUSKERS WHO HAVE EARNED DEGREES

» Jahmal Banks	» Heinrich Haarberg
» Bryce Benhart	» Nash Hutmacher
» Nate Boerkircher	» Rahmir Johnson
» John Bullock	» Maurice Mazzucca
» Brian Buschini	» Teddy Prochazka
» Turner Corcoran	» Ty Robinson
» Gabe Ervin Jr.	» Ben Scott
» Isaiah Garcia-Castaneda	» Camden Witucki
» Isaac Gifford	» Javin Wright
» Jalyn Gramstad	

CHARTING THE HUSKERS

CONSECUTIVE HOME SELLOUTS

RK.	SCHOOL	SELLOUTS
1.	Nebraska	402
2.	Oklahoma	158

NATIONAL TITLES SINCE 1970

RK.	SCHOOL	TITLES
1.	Alabama	12
2.	Nebraska	5
	Miami	5

WINS SINCE 1970

RK.	SCHOOL	WINS
1.	Ohio State	520
2.	Oklahoma	514
3.	Alabama	510
4.	Michigan	492
	Georgia	492
6.	Nebraska	488

9-WIN SEASONS

RK.	SCHOOL	SEASONS
1.	Alabama	54
2.	Nebraska	50
	Oklahoma	50

10-WIN SEASONS

RK.	SCHOOL	SEASONS
1.	Alabama	43
	Oklahoma	43
3.	Michigan	32
4.	Ohio State	31
5.	Nebraska	27

WEEKS RANKED IN AP POLL

RK.	SCHOOL	WEEKS
1.	Ohio State	994
2.	Michigan	926
3.	Oklahoma	904
4.	Alabama	885
	Notre Dame	885
6.	USC	818
7.	Texas	785
8.	Nebraska	732
9.	Penn State	707

WEEKS RANKED NO. 1 IN AP POLL

RK.	SCHOOL	WEEKS
1.	Alabama	141
2.	Ohio State	105
3.	Oklahoma	101
4.	Notre Dame	98
5.	USC	91
6.	Florida State	72
7.	Nebraska	70
8.	Miami	68

COACHING LEDGER

NEBRASKA (2023-24)

- Head Coach

CAROLINA PANTHERS (2020-22)

- Head Coach

BAYLOR (2017-2019)

- Head Coach

TEMPLE (2013-16)

- Head Coach

NEW YORK GIANTS (2012)

- Assistant Coach (Assistant OL)

TEMPLE (2006-11)

- Offensive Coordinator (TE)/
Recruiting Coordinator (2011)
- Offensive Coordinator (QB)
(2008-10)
- Assistant Coach (QB)/
Recruiting Coordinator (2007)
- Assistant Coach (DL) (2006)

WESTERN CAROLINA (2002-05)

- Assistant Head Coach (OL)/
Running Game Coordinator/
Special Teams (2005)
- Assistant Head Coach
(Special Teams/LB) (2003-04)
- Assistant Coach
(Special Teams/LB) (2002)

UCLA (2001)

- Assistant Coach (Assistant DL)

BUFFALO (1999-2000)

- Assistant Coach (DL) (2000)
- Assistant Coach (Assistant DL) (1999)

ALBRIGHT [PA.] COLLEGE (1998)

- Assistant Coach (LB)

HEAD COACHING RECORDS

YEAR	TEAM (ROLE)	RECORD
2013	Temple	2-10
2014	Temple	6-6
2015	Temple	10-4
2016	Temple	10-3
4 SEASONS		28-23
2017	Baylor	1-11
2018	Baylor	7-6
2019	Baylor	11-3
3 SEASONS		19-20
2020	Carolina Panthers	5-11
2021	Carolina Panthers	5-12
2022	Carolina Panthers	1-4
2+ SEASONS		11-27
2023	Nebraska	5-7
2024	Nebraska	5-5
2 SEASONS		10-12
12 CAREER SEASONS		68-82
9 COLLEGE SEASONS		57-55

HEAD COACH MATT RHULE

2019 NATIONAL COACH OF THE YEAR



- 2ND SEASON AT NEBRASKA
- 9TH COLLEGIATE SEASON
- 12TH CAREER SEASON

Matt Rhule has a proven track record as a program builder. In his first two collegiate head coaching jobs at Temple (2013-16) and Baylor (2017-19), Rhule led both the Owls and the Bears to their most victories in school history in just his third season. He also took both teams to the conference championship game in year three.

Rhule took Temple from two wins in his first season to a school-record 10 victories in both his third and fourth seasons with an appearance in the conference championship game both seasons. He then took Baylor from one win in his first season to a school-record 11 victories in his third season and an appearance in the Big 12 Championship Game and the Sugar Bowl.

Before taking the Nebraska job, Rhule one won conference title, three division titles and produced three seasons with double-digit wins in a five-season span (2015-19).

TAKING TEMPLE TO NEW HEIGHTS

In his tenure at Temple from 2013 to 2016, Rhule took the Owls to new heights.

- In Rhule's second season in 2014, Temple posted the program's first win over an SEC team since 1938, its first win over a ranked opponent in 16 seasons and the program's largest margin of victory in nearly 50 years.
- Rhule won 10 games in both 2015 and 2016. He is responsible for two of the three 10-win seasons in Temple's 124-year history.
- He also took the Owls to back-to-back bowl games in 2015 and 2016, the first time Temple played in a bowl in consecutive seasons.
- In 2015, Rhule led Temple to the American Athletic Conference Championship Game, the first conference title game in program history.
- The next season, Rhule guided the Owls to their second conference title in program history and the first in nearly 40 years.
- Temple has spent a total of 16 weeks ranked in the 88-year history of the Associated Press top-25 poll. More than half of those top-25 rankings (9) came under Rhule in 2015 and 2016.

AN ENCORE AT BAYLOR

At Temple, Rhule led the Owls to their highest season win total in program history, their first conference championship game appearance and an impressive run in the national rankings. He produced an encore by repeating each of those same feats in three seasons at Baylor.

- Baylor finished with 11 losses in Rhule's first season in 2017 but two years later, he guided the Bears to 11 wins in 2019. Baylor became the first Power Conference program to go from 11 losses to 11 wins in two or fewer seasons.
- Baylor won its final two games of the 2018 season and its first nine games of the 2019 campaign. The 11 straight victories marked the second-longest winning streak in school history, while Baylor's 9-0 start in 2019 was the best start in program history.
- In 2019, Rhule led Baylor to its most wins (11) in school history, the Bears advanced to their first Big 12 Championship Game and played in the Sugar Bowl for only the second time in program history.
- Baylor finished with a No. 13 ranking in 2019, the Bears' second-highest final ranking since 1951.

NEBRASKA COACHING STAFF



1ST YEAR

DANA HOLGORSEN

OFFENSIVE COORDINATOR

- Named Nebraska's offensive coordinator and play-caller on Nov. 11, 2024
- 92-69 record as a head coach & had a top-10 offense in each of his six seasons as a coordinator



2ND YEAR

E.J. BARTHEL

RUNNING BACKS

- Helped Nebraska rank 2nd in the Big Ten in rushing in 2023
- Boasts Big Ten experience at Nebraska, Penn State and Rutgers



2ND YEAR

GARRET MCGUIRE

WIDE RECEIVERS

- 84 percent of Nebraska's receiving yards in 2023 came from first-year Huskers
- Spent two seasons in the NFL prior to joining Nebraska



3RD YEAR

DONOVAN RAIOLA

OFFENSIVE LINE

- Helped Nebraska rank 2nd in the Big Ten in rushing in 2023
- Has coached the offensive lines at Nebraska, Notre Dame and with the Chicago Bears



2ND YEAR

MARCUS SATTERFIELD

TIGHT ENDS

- 13th season as an offensive coordinator, plus two seasons as a collegiate head coach
- South Carolina had the 4th-highest scoring offense in school history in 2022



1ST YEAR

GLENN THOMAS

CO-OFFENSIVE COORDINATOR / QUARTERBACKS

- Has been an offensive coordinator at Nebraska, Arizona State and Baylor
- Boasts eight years of experience as an NFL assistant coach



2ND YEAR

TONY WHITE

ASSOC. HEAD COACH / DEFENSIVE COORD.

- 2022 and 2023 Broyles Award Nominee (Nation's Top Assistant Coach)
- Nebraska ranked in the top 15 nationally in rushing, scoring and total defense in 2023



1ST YEAR

JOHN BUTLER

PASS GAME COORDINATOR / CORNERBACKS

- Came to Nebraska after 10 seasons as an NFL assistant coach
- The Buffalo Bills had a top-5 pass defense in five of his six seasons



2ND YEAR

ROB DVORACEK

LINEBACKERS

- Seven of his eight coaching seasons have been spent at a Power Conference team or in the NFL
- Helped Nebraska post its best statistical defense of the Big Ten era in 2023



2ND YEAR

TERRANCE KNIGHTON

DEFENSIVE LINE

- Helped Nebraska rank 8th nationally in rushing defense in 2023
- Two seasons of NFL assistant coaching experience plus a 7-year NFL playing career



2ND YEAR

ED FOLEY

SPECIAL TEAMS COORDINATOR

- Nebraska ranked 3rd nationally in blocked kicks in 2023
- His special teams have ranked in the top 25 nationally in four of his last six collegiate seasons



JOSH BRINGUEL
Assistant Linebackers



RON BROWN
Fullbacks & Returners



AARON COELING
Asst. Offensive Line



ADAM DIMICHELE
Safeties



JOSH MARTIN
Asst. Special Teams



KEVIN MCGARRY
Sr. Defensive Analyst



RASHAAN MELVIN
Cornerbacks



JAMAR MOZEE
Sr. Football Assistant



JACK POTENZA
JACK Linebackers



KEITH WILLIAMS
Tight Ends

SCOUTING THE WISCONSIN BADGERS



Wisconsin is 5-5 this season with wins over Western Michigan, South Dakota, Purdue, Rutgers and Northwestern.

The Badgers are averaging 23.9 points and 363.1 yards per game, with 193.8 yards per game through the air and 169.3 yards per game on the ground. Braedyn Locke has completed 129-of-234 passes for 1,514 yards, nine touchdowns and nine interceptions. Vinny Anthony II leads Wisconsin with 28 receptions for 496 yards and two touchdowns, followed by Will Pauling with 42 grabs for 407 yards and three scores. Tawee Walker paces the rushing attack for the Badgers, carrying the ball 162 times for 773 yards and 10 touchdowns. Cade Yacamelli has 33 carries for 274 yards and two scores in 10 games this season.

Defensively, the Badgers are allowing 20.9 points and 326.5 yards per game this season. Hunter Wohler leads the Wisconsin defense with a team-high 63 tackles and six pass breakups this year. Christian Alliegro has recorded a team-high five tackles for loss and three sacks, while Preston Zachman has a team-leading two interceptions for the Badger defense.

2024 WISCONSIN STAT LEADERS

RUSHING	ATT.	YDS	YPC	YPG	TD
Tawee Walker	162	773	4.8	85.9	10
Cade Yacamelli	33	274	8.3	27.4	2
Darrion Dupree	64	239	3.7	26.6	1

PASSING	CMP-ATT-INT	PCT	YDS	YPG	TD
Braedyn Locke	129-234-9	55.1	1,514	168.2	9
Tyler Van Dyke	43-68-0	63.2	422	140.7	1

RECEIVING	REC.	YDS	YPC	YPG	TD
Vinny Anthony II	28	496	17.7	49.6	2
Will Pauling	42	407	9.7	40.7	3
CJ Williams	15	240	16.0	24.0	2
Trech Kekahuma	16	236	14.8	23.6	2

PUNTING	NO.	YDS	AVG	LG	I20	50+
Atticus Bertrams	45	2,043	45.4	74	16	13

8/30	Western Michigan	W, 28-14
9/7	South Dakota	W, 27-13
9/14	Alabama	L, 42-10
9/28	at USC	L, 38-21
10/5	Purdue	W, 52-6
10/12	at Rutgers	W, 42-7
10/19	at Northwestern	W, 23-3
10/26	Penn State	L, 28-13
11/2	at Iowa	L, 42-10
11/16	Oregon	L, 16-13
11/23	at Nebraska	2:30 p.m.
11/29	Minnesota	11 a.m.

HEAD COACH INFORMATION

HEAD COACH
LUKE FICKELL

- 2nd Season at Wisconsin (13-11 Record)
- 9th Career Season (76-36 Record)

Luke Fickell is in his second season at the helm of the Wisconsin football program and has led the Badgers to a 5-5 record this season.

Fickell arrived at Wisconsin after spending six seasons at the head coach at Cincinnati. With the Bearcats, Fickell posted a 57-18 overall record and led Cincinnati to five bowl game appearances, including the 2020 Peach Bowl and the College Football Playoff Semifinal in 2021.

Prior to his stops at Wisconsin and Cincinnati, Fickell was a graduate assistant at Ohio State (1999), assistant coach at Akron (2000-01) and held an assistant coach and defensive coordinator role at Ohio State (2002-16). Fickell gained head coaching experience with the Buckeyes after serving as Ohio State's interim head coach for the entire 2011 season.

FICKELL VS. NEBRASKA

Fickell takes on Nebraska for the third time in his career after picking up a 24-17 overtime victory against the Huskers in Madison in 2023. As interim coach at Ohio State in 2011, he faced Nebraska in Lincoln, with the Huskers winning 34-27.

2024 STATISTICAL RANKING COMPARISON						
NEB	NAT.	B1G	CATEGORY	B1G	NAT.	WIS
124.3	99th	13th	Rushing Offense	6th	57th	169.3
225.4	71st	11th	Passing Offense	14th	102nd	193.8
349.7	99th	11th	Total Offense	9th	91st	363.1
23.2	101st	12th	Scoring Offense	11th	97th	23.9
110.5	20th	6th	Rushing Defense	17th	88th	161.7
210.9	56th	10th	Pass Defense	3rd	8th	164.8
321.4	28th	8th	Total Defense	9th	33rd	326.5
20.0	25th	7th	Scoring Defense	10th	34th	20.9
42.9%	47th	10th	3rd-Down Offense	15th	86th	37.8%
37.0%	58th	8th	3rd-Down Defense	9th	65th	38.1%
71.8%	126th	17th	Red Zone Offense	12th	98th	80.6%
82.1%	55th	9th	Red Zone Defense	11th	65th	83.3%
36.45	115th	17th	Net Punting	3rd	13th	42.4
4.92	108th	18th	Punt Returns	15th	91st	6.08
11.44	114th	14th	Punt Return Defense	3rd	38th	5.36
17.0	114th	14th	Kickoff Returns	4th	18th	24.06
20.65	83rd	13th	Kick Return Defense	3rd	17th	16.7
6.7	92nd	15th	Penalties	6th	21st	4.90
56.8	88th	15th	Penalty Yards	2nd	6th	33.2
14	54th	6th	Turnovers Gained	14th	97th	11
14	62nd	12th	Turnovers Lost	14th	92nd	16
0.00	65th	11th	Turnover Margin	14th	101st	-0.50

WISCONSIN INFORMATION

Wisconsin has fielded a football team since 1889 and the Badgers have tallied nearly 750 wins as a program. Wisconsin has claimed 14 Big Ten titles, with the last one coming in 2012.

The Badgers have made 35 bowl game appearances, claiming 19 wins. Wisconsin's last bowl game appearance came last season when the Badgers took on LSU in the ReliaQuest Bowl. LSU picked up a 35-31 win over Wisconsin.

- **First Year:** 1889
- **All-Time Record:** 747-523-53
- **Bowl Record:** 19-16
- **Conference Titles:** 14
- **National Titles:** 0
- **Stadium:** Camp Randall Stadium
- **Capacity:** 76,057
- **Playing Surface:** FieldTurf
- **Location:** Madison, Wis.
- **Enrollment:** 49,886
- **Colors:** Cardinal & White

THE LAST TIME AN INDIVIDUAL...

OFFENSE

100 YARDS RUSHING

Nebraska: Chubba Purdy (105) at Wisconsin (Nov. 18, 2023)
Opponent: Woody Marks (146) at USC (Nov. 16, 2024)

200 YARDS RUSHING

Nebraska: Ameer Abdullah (225), vs. Rutgers (Oct. 25, 2014)
Opponent: Braelon Allen (228), at Wisconsin (Nov. 20, 2021)

300 YARDS RUSHING

Nebraska: Roy Helu Jr. (307), vs. Missouri (Oct. 30, 2010)
Opponent: Melvin Gordon (408), at Wisconsin (Nov. 15, 2014)

4 RUSHING TOUCHDOWNS

Nebraska: Ameer Abdullah (4), at Northwestern (Oct. 18, 2014)
Opponent: Melvin Gordon (4), at Wisconsin (Nov. 15, 2014)

MORE THAN 4 RUSHING TOUCHDOWNS

Nebraska: Calvin Jones (6), at Kansas (Nov. 9, 1991)
Opponent: Chris Brown (6), at Colorado (Nov. 23, 2001)

300 YARDS PASSING

Nebraska: Casey Thompson (354), at Purdue (Oct. 15, 2022)
Opponent: Shedeur Sanders (393), at Colorado (Sept. 9, 2023)

400 YARDS PASSING

Nebraska: Tanner Lee (431), at Purdue (Oct. 28, 2017)
Opponent: Kyle Vantrease (409), Georgia Southern (Sept. 10, 2022)

500 YARDS PASSING

Nebraska: Joe Ganz (510), vs. Kansas State (Nov. 10, 2007)
Opponent: Tim Rattay (590), vs. Louisiana Tech (Aug. 29, 1998)

30 COMPLETIONS

Nebraska: Tanner Lee (32), at Purdue (Oct. 28, 2017)
Opponent: Shedeur Sanders (31), at Colorado (Sept. 9, 2023)

40 COMPLETIONS

Nebraska: Never Happened
Opponent: Clayton Thorson (41), at Northwestern (Oct. 13, 2018)

4 PASSING TOUCHDOWNS

Nebraska: Ryker Fyfe (4), at Purdue (Oct. 31, 2015)
Opponent: Luke Altmeyer (4), vs. Illinois (Sept. 20, 2024)

MORE THAN 4 PASSING TOUCHDOWNS

Nebraska: Joe Ganz (7), vs. Kansas St. (Nov. 10, 2007)
Opponent: J.T. Barrett (5), vs. Ohio State (Oct. 14, 2017)

TD PASS BY A NON-QUARTERBACK

Nebraska: De'Mornay Pierson-El (WR), at Northwestern (Oct. 18, 2014)
Opponent: Brayden Willis (TE), vs. Oklahoma (Sept. 17, 2022)

10 RECEPTIONS

Nebraska: Trey Palmer (10), vs. Oklahoma (Sept. 17, 2022)
Opponent: Travis Hunter (10), vs. Colorado (Sept. 7, 2024)

100 RECEIVING YARDS

Nebraska: Isaiah Neyor (121), vs. UTEP (Aug. 31, 2024)
Opponent: Travis Hunter (110), vs. Colorado (Sept. 7, 2024)

200 RECEIVING YARDS

Nebraska: Trey Palmer (237), at Purdue (Oct. 15, 2022)
Opponent: Jaxon Smith-Njigba (240), vs. Ohio State (Nov. 6, 2021)

3 RECEIVING TOUCHDOWNS

Nebraska: Brandon Kinnie (3), at Oklahoma State (Oct. 23, 2010)
Opponent: Dezmon Briscoe (3), at Kansas (Nov. 3, 2007)

500 TOTAL OFFENSE YARDS

Nebraska: Joe Ganz (521), at Colorado (Nov. 23, 2007)
Opponent: Tim Rattay (568), vs. Louisiana Tech (Aug. 29, 1998)

LONG OFFENSIVE PLAYS

60-69 YARD RUN

Nebraska: Trey Palmer (60), at Purdue (Oct. 15, 2022)
Opponent: Dillon Gabriel (61), vs. Oklahoma (Sept. 17, 2022)

70-79 YARD RUN

Nebraska: Josh Fleeks (74, TD), vs. Michigan (Sept. 30, 2023)
Opponent: Braelon Allen (71, TD), at Wisconsin (Nov. 20, 2021)

80-89 YARD RUN

Nebraska: Xavier Betts (83, TD), vs. Northwestern (Oct. 2, 2021)
Opponent: Jonathan Taylor (88, TD), at Wisconsin (Oct. 6, 2018)

90-99 YARD RUN

Nebraska: Taylor Martinez (92, TD), at UCLA (Sept. 8, 2012)
Opponent: Eli Roberson (91, TD), vs. Kansas St. (Nov. 16, 2002)

60-69 YARD PASS

Nebraska: Thompson to Palmer (64), at Purdue (Oct. 15, 2022)
Opponent: Howard to Smith (60), at Ohio State (Oct. 26, 2024)

70-79 YARD PASS

Nebraska: Haarberg to Lloyd (73, TD), vs. Purdue (Oct. 28, 2023)
Opponent: Stroud to Smith-Njigba (75), vs. Ohio St. (Nov. 6, 2021)

80-89 YARD PASS

Nebraska: Thompson to Palmer (87, TD), at Iowa (Nov. 25, 2022)
Opponent: Plummer to Bell (89, TD), at Purdue (Dec. 5, 2020)

90-99 YARD PASS

Nebraska: Armstrong Jr. to Enunwa (99, TD), vs. Georgia (Jan. 1, 2014)
Opponent: Montez to Nixon (96, TD), at Colorado (Sept. 7, 2019)

DEFENSE

15 TACKLES

Nebraska: Luke Reimer (15), vs. Northwestern (Aug. 27, 2022)
Opponent: Dorian Hopkins (16), UTEP (Aug. 31, 2024)

20 TACKLES

Nebraska: Lee Kunz (23), at Oklahoma (Nov. 25, 1977)
Opponent: Ryan Greenhagen (31), Fordham (Sept. 4, 2021)*
 *-opponent school record

3.0 OR MORE SACKS

Nebraska: Randy Gregory (3.0), at Michigan (Nov. 9, 2013)
Opponent: Mustaf Johnson (3.0), at Colorado (Sept. 7, 2019)

5 OR MORE TFLs

Nebraska: Ciente Evans (5), vs. Northwestern (Nov. 2, 2013)
Opponent: A.J. Epenesa (5), Iowa (Nov. 29, 2019)

5 PASS BREAKUPS

Nebraska: Dicaprio Bootle (5), at Michigan (Sept. 22, 2018)
Opponent: Never Happened

2 INTERCEPTIONS

Nebraska: Tommi Hill (2), vs. Purdue (Oct. 28, 2023)
Opponent: Tarheed Still (2), and Dante Trader Jr. (2) vs. Maryland (Nov. 11, 2023)

MORE THAN 2 INTERCEPTIONS

Nebraska: Matt O'Hanlon (3), vs. Oklahoma (Nov. 7, 2009)
Opponent: Anthony Brown (3), at Purdue (Oct. 31, 2015)

RETURNED AN INTERCEPTION FOR A TOUCHDOWN

Nebraska: Ceyair Wright (45 yards), at USC (Nov. 16, 2024)
Opponent: Kain Medrano (38 yards), vs. UCLA (Nov. 2, 2024)

RETURNED A FUMBLE FOR A TOUCHDOWN

Nebraska: Deontai Williams (26 yards) vs. Penn State (Nov. 14, 2020)
Opponent: Kydran Jenkins (55 yards) vs. Purdue (Oct. 28, 2023)

SPECIAL TEAMS

PUNT RETURN TOUCHDOWN

Nebraska: JD Spielman (76 yds), vs. South Alabama (Aug. 31, 2019)
Opponent: Jayden Reed (62 yards), at Michigan State (Sept. 25, 2021)

KICKOFF RETURN TOUCHDOWN

Nebraska: JD Spielman (99 yds), vs. Arkansas St. (Sept. 2, 2017)
Opponent: Stephen Bracey (91 yards), at Wisconsin (Nov. 20, 2021)

BLOCKED PUNT

Nebraska: Blaise Gunnerson (1), at Illinois (Oct. 6, 2022)
Opponent: Flip Dixon (1), Jamier Wright-Collins (1) vs. Rutgers (Oct. 5, 2024)

BLOCKED PUNT RETURNED FOR TOUCHDOWN

Nebraska: Malcolm Hartzog (30 yards), vs. Indiana (Oct. 1, 2022)
Opponent: Kyler Fisher (14 yds), vs. Iowa (Nov. 26, 2021)

THE LAST TIME A TEAM...

OFFENSE

300 YARDS RUSHING

Nebraska: vs. Louisiana Tech, Sept. 23, 2023 (312)
Opponent: vs. Oklahoma, Sept. 17, 2022 (312)

400 YARDS RUSHING

Nebraska: vs. Northwestern, Oct. 2, 2021 (427)
Opponent: at Minnesota, Nov. 11, 2017 (409)

500 YARDS RUSHING

Nebraska: at Baylor, Oct. 13, 2001 (641)
Opponent: at Wisconsin, Nov. 15, 2014 (581)

300 YARDS PASSING

Nebraska: at Purdue, Oct. 15, 2022 (354)
Opponent: at Colorado, Sept. 9, 2023 (396)

400 YARDS PASSING

Nebraska: at Wisconsin, Oct. 6, 2018 (407)
Opponent: Georgia Southern, Sept. 10, 2022 (409)

500 YARDS PASSING

Nebraska: vs. Kansas State, Nov. 10, 2007 (519)
Opponent: Louisiana Tech, Aug. 29, 1998 (590)

600 YARDS OF OFFENSE

Nebraska: vs. Northwestern, Oct. 2, 2021 (657)
Opponent: at Purdue, Oct. 15, 2022 (606)

700 YARDS OF OFFENSE

Nebraska: vs. Florida Atlantic, Aug. 30, 2014 (784 yards)
Opponent: Never accomplished

50 POINTS

Nebraska: vs. Northwestern, Oct. 2, 2021 (Nebraska won, 56-7)
Opponent: at Indiana, Oct. 19, 2024 (Indiana won, 56-7)

60 POINTS

Nebraska: vs. Idaho State, Sept. 22, 2012 (Nebraska won, 73-7)
Opponent: at Ohio State, Nov. 5, 2016 (Ohio State won 62-3)

TWO 100-YARD RUSHERS

Nebraska: vs. Louisiana Tech, Sept. 23, 2023 (Haarberg, Grant)
Opponent: Illinois, Nov. 21, 2020 (Epstein, Brown)

THREE 100-YARD RUSHERS

Nebraska: vs. Minnesota, Oct. 20, 2018 (Ozigbo, Martinez, Washington)
Opponent: Wisconsin, Dec. 1, 2012 (Gordon, Ball, White)

TWO 100-YARD RECEIVERS

Nebraska: at Wisconsin, Nov. 20, 2021 (Allen, Toure)
Opponent: at Ohio State, Oct. 24, 2020 (Wilson, Olave)

BLOCKED PUNT FOR A SAFETY

Nebraska: Marquel Dismuke (1), vs. Illinois (Nov. 10, 2018)
Opponent: Keandre Jones (1), vs. Ohio St. (Nov. 3, 2018)

BLOCKED FIELD GOAL

Nebraska: Ty Robinson (1) vs. Colorado (Sept. 7, 2024)
Opponent: Joe Anderson (1) and Damarjhe Lewis (1) at Purdue (Sept. 28, 2024)

BLOCKED FG RETURNED FOR TOUCHDOWN

Nebraska: Quinton Newsome (68 yards), vs. Purdue (Oct. 28, 2023)
Opponent: Never Happened

DEFENSE

POSTED A SHUTOUT

Nebraska: vs. Arizona, Dec. 30, 2009 (33-0)
Opponent: at Arizona State, Sept. 21, 1996 (19-0)

RECORDED A DEFENSIVE SAFETY

Nebraska: vs. UTEP, Aug. 31, 2024 (40-7)
Opponent: at Minnesota, Oct. 16, 2021 (23-30)

2 DEFENSIVE TOUCHDOWNS

Nebraska: vs. South Alabama, Aug. 31, 2019 (1 IR, 1 fumble return)
Opponent: Northern Illinois, Sept. 16, 2017 (2 interception returns)

4 INTERCEPTIONS

Nebraska: vs. Wyoming, Sept. 10, 2016 (5)
Opponent: Maryland, Nov. 11, 2023 (4)

15 TFLs

Nebraska: at Michigan, Nov. 9, 2013 (16)
Opponent: at Michigan, Sept. 22, 2018 (15)

7 OR MORE SACKS

Nebraska: vs. Northwestern, Oct. 21, 2023 (8)
Opponent: at Michigan State, Sept. 25, 2021 (7)

15 PASS BREAKUPS

Nebraska: Kansas, Oct. 2, 2004 (17)
Opponent: Never Happened

MISCELLANEOUS

SAFETY OF ANY KIND

Nebraska: TFL in End Zone vs. UTEP (Aug. 31, 2024)
Opponent: Sack in End Zone by Minnesota (Oct. 16, 2021)

WAS NOT PENALIZED

Nebraska: at Michigan State, Nov. 4, 2023
Opponent: Michigan, Sept. 30, 2023

OVERCAME A HALFTIME DEFICIT TO WIN

Nebraska: at Rutgers, Oct. 7, 2022 (trailed 13-0, won 14-13)
Opponent: Illinois, Sept. 20, 2024 (trailed 17-10, won 31-24 in OT)

WON WHEN TRAILING AFTER 3 QUARTERS

Nebraska: at Rutgers, Oct. 7, 2022 (trailed 13-7, won 14-13)
Opponent: vs. Maryland, Nov. 11, 2023 (trailed 10-7, won 13-10)

OVERTIME GAME

vs. Illinois, Sept. 20, 2024 (Illinois won 31-24)

NEBRASKA OVERTIME WIN

at Iowa, Nov. 28, 2014 (Nebraska won 37-34)

NUMERICAL ROSTER

2024 NEBRASKA FOOTBALL ROSTER

NO.	NAME	POS.
0	Nash Hutmacher	DL
1	Vincent Shavers Jr.	LB
2	Isaac Gifford	DB
3	Marques Buford Jr.	DB
4	Jahmal Banks	WR
5	John Bullock	LB
6	Tommi Hill	DB
7	Malcolm Hartzog Jr.	DB
8	DeShon Singleton	DB
9	Ty Robinson	DL
10	Jimari Butler	DL
10	Heinrich Haarberg	QB
11	Demetrius Bell	WR
11	Cameron Lenhardt	DL
11	Bode Soukup	QB
12	Jaidyn Doss	DB
12	Daniel Kaelin	QB
12c	Willis McGahee IV	LB
13	Brian Buschini	P
13	Isaiah Garcia-Castaneda	WR
14	Rahmir Johnson	RB
14	Kahmir Prescott	DB
14	Amare Sanders	DB
15	Dylan Raiola	QB
15	Ceyair Wright	DB
16	Janiran Bonner	WR
16	Elijah Jeudy	DL
17	Jacory Barney Jr.	WR
17	Luke Longval	QB
18	Isaiah Neyor	WR
18	Princewill Umanmielen	LB
19	Jalyn Gramstad	QB
19	Jaylen Lloyd	WR
21	Dwight Bootle II	DB
21	Emmett Johnson	RB
22	Gabe Ervin Jr.	RB
22	Maverick Noonan	LB
23	Dante Dowdell	RB
23	Blye Hill	DB
24	Derek Branch	DB
24	Thomas Fidone II	TE
25	Jeremiah Charles	DB
25	Kenneth Williams	RB
26	Koby Bretz	DB
26	Roman Mangini	WR
28	Caleb Benning	DB
28	Kwinten Ives	RB
29	Carter Nelson	WR
29	Braylen Prude	DB
30	Tristan Alvano	PK
30	Vincent Genatone	LB
30	DJ Singleton	WR
31	Mario Buford	DB
31	Ryker Evans	WR
32	Rahmir Stewart	DB
32	Trent Uhler	FB
33	Maurice Mazzucca Jr.	RB
33	Javin Wright	LB
34	Barret Lieberttritt	FB
34	Preston Okafor	DB
34	Larry Tarver Jr.	DB
34	Gage Wager	DB
35	D'Andre Barnes	DB
35	Mekhi Nelson	RB
36	Blake Closman	DB
37	Donovan Jones	DB
37	Kamdyn Koch	P
37	Evan Taylor	DB
38	Cooper Wilson	DB
39	Taveon Thompson	DB
40	Rowdy Bauer	RB
40	Trevor Ruth	FB
40	Brice Turner	DB
41	Elliott Brown	WR
42	Mikai Gbayor	LB

NO.	NAME	POS.	HT.	WT.	YR.	HOMETOWN (HIGH SCHOOL/COLLEGE)
30	* Alvano, Tristan	PK	6-1	205	So.	Omaha, Neb. (Westside)
4	Banks, Jahmal	WR	6-4	220	Sr.	Washington, D.C.
35	Barnes, D'Andre	DB	6-0	195	RFr.	(St. Frances Academy [Md.]/Wake Forest)
17	Barney Jr., Jacory	WR	6-0	170	Fr.	Aurora, Colo. (Regis Jesuit)
40	Bauer, Rowdy	RB	5-11	195	Fr.	Florida City, Fla. (Palmetto)
11	Bell, Demitrius	WR	6-0	185	RFr.	Norfolk, Neb. (Norfolk)
54	**** Benhart, Bryce	OL	6-9	315	Sr.	Nashville, Tenn. (McGavock)
28	Benning, Caleb	DB	5-11	200	Fr.	Lakeville, Minn. (Lakeville North)
96	Black, Leslie	DL	6-6	270	RFr.	Omaha, Neb. (Westside)
87	** Boerkircher, Nate	TE	6-5	250	Jr.	Statesboro, Ga. (Statesboro)
16	* Bonner, Janiran	WR	6-2	220	So.	Aurora, Neb. (Aurora)
43	* Booker III, Michael	LB	6-1	225	Jr.	Ellenwood, Ga. (Cedar Grove)
21	Bootle II, Dwight	DB	5-10	180	RFr.	Grand Prairie, Texas (South Grand Prairie)
73	Borchers, David	DL	6-4	300	RFr.	Miami, Fla. (Palmetto)
54	Bower, Jacob	LB	6-1	220	RFr.	Eldridge, Iowa (North Scott)
24	Branch, Derek	DB	5-11	195	Jr.	Rancho Santa Margarita, Calif.
78	Brandl, Jacob	OL	6-3	305	RFr.	(Santa Margarita Catholic)
26	* Bretz, Koby	DB	6-2	205	Jr.	Lincoln, Neb. (Southeast)
63	Brix, Grant	OL	6-6	310	Fr.	Omaha, Neb. (Creighton Prep)
41	Brown, Elliott	WR	5-11	185	Jr.	Omaha, Neb. (Westside)
59	Buda, Grant	LB	6-0	225	Fr.	Logan, Iowa (Logan-Magnolia)
31	Buford, Mario	DB	6-0	175	Jr.	Omaha, Neb. (Elkhorn South)
3	** Buford Jr., Marques	DB	5-11	190	Jr.	Lincoln, Neb. (Southwest)
84	* Bullock, Alex	WR	6-2	205	Jr.	Chicago, Ill. (DeSoto [Texas])
5	*** Bullock, John	LB	6-0	230	Sr.	Chicago, Ill.
13	** Buschini, Brian	P	6-1	225	Sr.	(Trinity Christian/St. Thomas More [Conn.] Prep)
50	Bustard, Noah	LB	6-1	225	RFr.	Omaha, Neb. (Creighton Prep)
10	** Butler, Jimari	DL	6-5	260	Jr.	Omaha, Neb. (Creighton Prep)
25	Charles, Jeremiah	DB	6-0	170	RFr.	Helena, Mont. (Capital/Montana)
89	Clark, Quinn	WR	6-5	205	Fr.	Omaha, Neb. (Elkhorn South)
36	Closman, Blake	DB	5-9	195	Jr.	Mobile, Ala. (Murphy)
80	* Coleman, Malachi	WR	6-5	210	So.	Fort Worth, Texas (Arlington Martin)
98	Connealy, Conor	DL	6-4	265	RFr.	Bozeman, Mont. (Gallatin)
69	*** Corcoran, Turner	OL	6-6	310	Sr.	Elkhorn, Neb. (Millard North)
50	Davidson, Landen	OL	6-4	310	Fr.	Lincoln, Neb. (East)
97	Davis, Keona	DL	6-5	255	Fr.	Elkhorn, Neb. (Mount Michael Benedictine)
45	Dickey, Izaac	FB	5-10	215	Fr.	Lawrence, Kan. (Free State)
46	D'Onofrio, Thomas	DB	6-1	185	Fr.	Broomfield, Colo. (Broomfield)
12	Doss, Jaidyn	DB	6-0	195	RFr.	Tucson, Ariz. (Salpointe Catholic)
23	Dowdell, Dante	RB	6-2	225	So.	Stromsburg, Neb. (Cross County)
95	Duda, Ethan	LB	6-5	230	Fr.	Middleton, Wis. (Middleton)
48	Echternach, Cayden	TE	6-4	250	RFr.	Kansas City, Mo. (Raymore-Peculiar)
22	* Ervin Jr., Gabe	RB	6-1	220	Jr.	Picayune, Miss. (Picayune/Oregon)
51	* Evans, Justin	OL	6-1	315	So.	Omaha, Neb. (Elkhorn South)
31	Evans, Ryker	WR	5-11	180	Fr.	Bennington, Neb. (Bellevue West)
70	Fennessy, Nolan	OL	6-4	280	Fr.	Buford, Ga. (Buford)
24	* Fidone II, Thomas	TE	6-6	255	Jr.	East Orange, N.J. (Irvington)
94	Flege, Aidan	LS	6-2	215	Fr.	Elwood, Neb. (Hi-Line)
47	Flynt, Ian	TE	6-4	255	Jr.	Norfolk, Neb. (Norfolk Catholic)
13	Garcia-Castaneda, Isaiah	WR	6-1	200	Sr.	Council Bluffs, Iowa (Lewis Central)
42	* Gbayor, Mikai	LB	6-2	230	Jr.	Lincoln, Neb. (Southeast/Iowa Western CC)
30	Genatone, Vincent	LB	6-0	225	So.	Katy, Texas (Taylor)
2	**** Gifford, Isaac	DB	6-1	205	Sr.	Twentynine Palms, Calif. (Twentynine Palms/
58	Goldman, Mason	DL	6-5	260	RFr.	Saddleback College/New Mexico State)
77	Gottula, Gunnar	OL	6-6	305	RFr.	Irvington, N.J. (Irvington)
45	Gradney, Roger	LB	6-0	205	Fr.	North Platte, Neb. (North Platte/Montana)
19	Gramstad, Jalyn	QB	6-0	200	Sr.	Lincoln, Neb. (Southeast)
49	Guthrie, Rex	DB	6-1	200	Fr.	Gretna, Neb. (Gretna)
10	* Haarberg, Heinrich	QB	6-5	225	Jr.	Lincoln, Neb. (Southeast)
83	Hall, Dae'vonn	WR	6-2	190	Fr.	Lake Charles, La. (Rice Consolidated [Texas])
7	** Hartzog Jr., Malcolm	DB	5-9	180	Jr.	Lester, Iowa (West Lyon/Northwestern College)
88	Hausmann, Cooper	WR	5-11	195	So.	Littleton, Colo. (Heritage)
23	Hill, Blye	DB	6-4	190	So.	Kearney, Neb. (Catholic)
6	** Hill, Tommi	DB	6-1	205	Sr.	Plattsmouth, Neb. (Bellevue West)
53	Hoffken, David	DL	6-7	255	Fr.	Silver Creek, Miss. (Jefferson Davis County)
90	Hohl, John	PK	6-0	180	RFr.	Roca, Neb. (Norris)
71	Hood, Jacob	OL	6-8	350	So.	Baltimore, Md. (Mount St. Joseph/St. Francis)
0	*** Hutmacher, Nash	DL	6-4	310	Sr.	Orlando, Fla. (Edgewater/Arizona State)
82	Ingwerson, Eric	TE	6-6	250	Fr.	Kiel, Germany
28	Ives, Kwinten	RB	6-3	210	RFr.	Lincoln, Neb. (Southwest/Iowa Western CC)
55	Jackson, Vincent	DL	6-5	290	RFr.	Nashville, Tenn. (Hillsboro/Georgia)
16	* Jeudy, Elijah	DL	6-3	285	Jr.	Oacoma, S.D. (Chamberlain)
21	* Johnson, Emmett	RB	5-11	200	So.	Papillion, Neb. (Papillion-La Vista)
14	**** Johnson, Rahmir	RB	5-10	200	Sr.	Beverly, N.J. (Palmyra)
37	Jones, Donovan	DB	6-1	195	Fr.	Harrisburg, Pa. (Central Dauphin East)
45	Jones, Mason	DB	5-11	200	RFr.	Philadelphia, Pa. (Northeast/Texas A&M)
12	Kaelin, Daniel	QB	6-3	220	Fr.	Minneapolis, Minn. (Academy of Holy Angels)
49	King, Danny	TE	6-4	245	Fr.	Harlem, New York City, N.Y.
75	* Knaak, Tyler	OL	6-6	325	So.	(Bergen Catholic [N.J.])
74	Knutson, Brock	OL	6-7	305	RFr.	Omaha, Neb. (North)
37	Koch, Kamdyn	P	6-2	205	Fr.	Omaha, Neb. (Burke)
92	Lefotu, Sua	DL	6-3	295	RFr.	Elkhorn, Neb. (Bellevue West)
11	* Lenhardt, Cameron	DL	6-3	260	Jr.	Bloomington, Minn. (Jefferson)
34	* Lieberttritt, Barret	FB	6-0	235	So.	Cottonwood Heights, Utah (Brighton/Utah)
44	* Lindenmeyer, Luke	TE	6-3	250	So.	Scottsbluff, Neb. (Scottsbluff)
19	* Lloyd, Jaylen	WR	5-10	180	So.	Westminster, Md. (Winters Mill)
17	Longval, Luke	QB	6-2	210	So.	Bellflower, Calif. (St. John Bosco)
59	** Lutovsky, Henry	OL	6-6	320	Jr.	Staten Island, N.Y. (IMG [Fla.] Academy)
76	Maciejczak, Jason	OL	6-2	305	RFr.	Omaha, Neb. (Skutt Catholic/Notre Dame)

67	Mancino, Joey	OL	6-1	305
26	Mangini, Roman	WR	5-10	170
89	Markway, Mac	TE	6-4	260
33	Mazzccua Jr., Maurice	RB	5-8	200
56	Mazzccua, Micah	OL	6-5	325
12	McGahee IV, Willis	LB	6-1	235
88	McMorris, Isaiah	WR	5-10	170
81	Miller, Hayes	WR	6-0	180
57	Murphy, Ashton	DL	6-5	265
29	Nelson, Carter	WR	6-5	230
35	Nelson, Mekhi	RB	5-10	185
18	Neyor, Isaiah	WR	6-4	220
22	Noonan, Maverick	LB	6-4	240
94	Ochoa, Jordan	LB	6-4	250
34	Okafor, Preston	DB	6-2	180
91	Ottomanelli, Nico	PK	6-2	185
99	Parrott, Dylan	DL	6-5	315
51	Pasko, Danny	LB	6-1	225
58	Peters, Jake	OL	6-3	285
14	Prescott, Kahmir	DB	6-1	200
65	Prochazka, Teddy	OL	6-10	315
29	Prude, Braylen	DB	6-4	200
72	Pyle, Gibson	OL	6-5	295
15	Raiola, Dylan	QB	6-3	230
9	Robinson, Ty	DL	6-6	310
52	Rogers, Dylan	LB	6-3	240
86	Rollins, AJ	TE	6-5	255
73	Ruggeroli, Xander	OL	6-6	285
40	Ruth, Trevor	FB	6-0	235
14	Sanders, Amare	DB	6-1	175
46	Schutt, Connor	TE	6-6	215
66	Scott, Ben	OL	6-5	310
79	Seagren, Grant	OL	6-6	305
1	Shavers Jr., Vincent	LB	6-1	225
48	Sherman, MJ	LB	6-3	245
8	Singleton, DeShon	DB	6-3	210
30	Singleton, DJ	WR	5-10	155
62	Sledge, Sam	OL	6-4	295
85	Smith, Keelan	WR	6-3	210
81	Smith Flores, Ismael	LB	6-4	245
11	Soukup, Bode	QB	6-2	195
47	Stenger, Gage	LB	6-2	220
32	Stewart, Rahmir	DB	5-11	210
87	Tagaloa, Brodie	DL	6-5	270
34	Tarver Jr., Larry	DB	5-10	175
68	Taumua, Preston	OL	6-4	325
37	Taylor, Evan	DB	6-2	185
56	Thompson, Stefan	LB	6-1	240
39	Thompson, Taveon	DB	6-3	215
40	Turner, Brice	DB	6-1	185
32	Uhler, Trent	FB	6-1	230
18	Umanmielen, Princewill	LB	6-5	245
44	Van Poppel, Riley	DL	6-5	290
46	Wacker, Derek	LB	6-1	220
34	Wager, Gage	DB	5-10	190
93	Wallin, Kai	DL	6-5	250
90	Williams, James	DL	6-6	250
25	Williams, Kenneth	RB	5-9	180
38	Wilson, Cooper	DB	6-3	195
96	Witucki, Camden	LS	6-2	230
15	Wright, Ceyair	DB	6-0	180
33	Wright, Javin	LB	6-5	230

Lettermen in Bold; *Indicates Letters Earned

PRONUNCIATION GUIDE

Nate Boerkircher.....BORE-kurr-churr
 Janiran Bonner.....juh-NIGH-run
 Marques Buford Jr. marr-KEESE
 Brian Buschini.....boo-SHEEN-ee
 Jimari Butler.....jih-MAR-ee
 Blake Closman.....CLOSS-men
 Malachi Coleman.....MAL-uh-kie
 Conor Connealy.....kuh-KNEEL-ee
 Thomas D'Onofrio.....duh-NOFF-ree-oh
 Thomas Fidone II.....fuh-DOAN-ee
 Isaiah Garcia-Castaneda CAST-uh-NAY-duh
 Vincent Genatone.....GINN-uh-tone
 Mikai Gbayor.....meh-KYE BAY-er
 Gunnar Gottula.....guh-TOO-luh
 Heinrich Haarberg.....HINE-rick HARR-burg
 Cooper Hausmann.....HOUZ-munn
 John Hohl.....HOLE
 Nash Hutmacher.....HUT-make-urr
 Eric Ingwersen.....ING-ger-sinn
 Elijah Jeudy.....JUDY
 Daniel Kaelin.....KAY-linn
 Tyler Knaak.....kuh-NOCK

Brock Knutson.....kuh-NEWT-son
 Kamdyn Koch.....COOK
 Sua Lefotu.....leh-FOE-too
 Barret Liebentritt.....LEE-ben-tritt
 Henry Lutosky.....loo-TOV-skee
 Jason Maciejczak.....muh-CHAY-chock
 Maurice/Micah Mazzccua.....muh-ZOO-kuh
 Isaiah Neyor.....NAY-er
 Jordan Ochoa.....oh-CHO-uh
 Teddy Prochazka.....pro-HAH-skuh
 Dylan Raiola.....rye-OLE-uh
 Xander Ruggeroli.....ROUGE-er-ROLL-ee
 DeShon Singleton.....dee-SHAWN
 Ismael Smith Flores.....FLOOR-ez
 Bode Soukup.....SOAK-up
 Gage Stenger.....STANG-er
 Brodie Tagaloa.....TAG-uh-LOW-uh
 Trent Uhler.....YOU-lurr
 Princewill Umanmielen ... OOH-mawn-me-ellen
 Gage Wager.....WAY-gurr
 Kai Wallin.....KYE

NUMERICAL ROSTER

43	Michael Booker III	LB
44	Luke Lindenmeyer	TE
44	Riley Van Poppel	DL
45	Izaac Dickey	FB
45	Roger Gradney	DB
45	Mason Jones	DB
46	Thomas D'Onofrio	DB
46	Connor Schutt	TE
46	Derek Wacker	LB
47	Ian Flynt	TE
47	Gage Stenger	LB
48	Cayden Echternach	TE
48	MJ Sherman	LB
49	Rex Guthrie	DB
49	Danny King	TE
50	Noah Bustard	LB
50	Landen Davidson	OL
51	Justin Evans	OL
51	Danny Pasko	LB
52	Dylan Rogers	LB
53	David Hoffken	DL
54	Jacob Bower	LB
54	Bryce Benhart	OL
55	Vincent Jackson	DL
56	Micah Mazzccua	OL
56	Stefon Thompson	LB
57	Ashton Murphy	DL
58	Mason Goldman	DL
58	Jake Peters	OL
59	Grant Buda	LB
59	Henry Lutosky	OL
62	Sam Sledge	OL
63	Grant Brix	OL
65	Teddy Prochazka	OL
66	Ben Scott	OL
67	Joey Mancino	OL
68	Preston Taumua	OL
69	Turner Corcoran	OL
70	Nolan Fennessy	OL
71	Jacob Hood	OL
72	Gibson Pyle	OL
73	David Borchers	DL
73	Xander Ruggeroli	OL
74	Brock Knutson	OL
75	Tyler Knaak	OL
76	Jason Maciejczak	OL
77	Gunnar Gottula	OL
78	Jacob Brandl	OL
79	Grant Seagren	OL
80	Malachi Coleman	WR
81	Hayes Miller	WR
81	Ismael Smith Flores	LB
82	Eric Ingwersen	TE
83	Dae'vonn Hall	WR
84	Alex Bullock	WR
85	Keelan Smith	WR
86	AJ Rollins	TE
87	Nate Boerkircher	TE
87	Brodie Tagaloa	DL
88	Cooper Hausmann	WR
88	Isaiah McMorris	WR
89	Quinn Clark	WR
89	Mac Markway	TE
90	John Hohl	PK
90	James Williams	DL
91	Nico Ottomanelli	PK
92	Sua Lefotu	DL
93	Kai Wallin	DL
94	Aidan Flege	LS
94	Jordan Ochoa	LB
95	Ethan Duda	LB
96	Leslie Black	DL
96	Camden Witucki	LS
97	Keona Davis	DL
98	Conor Connealy	DL
99	Dylan Parrott	DL

CAREER STARTS - OFFENSE

PLAYER	'19	'20	'21	'22	'23	'24	ALL
Benhart	0	8	10	11	12	10	51
Scott	0~	4~	13~	11~	11	10	49
Corcoran	-	1	11	12	7	4	35
Mi. Mazzucca	-	0+	0+	10+	11#	3	24
Neyor	0\$	1\$	12\$	0\$	0&	7	20
Banks	-	0*	0*	1*	10*	7	17
Fidone II	-	-	0	0	8	9	17
Boerkircher	-	0	0	4	7	4	15
Evans	-	-	-	0	5	10	15
Lutovsky	-	-	0	2	2	8	12
Prochazka	-	-	2	3	6	0	11
R. Johnson	0	0	7	0	1	2	10
A. Bullock	-	-	0	0	8	2	10
Raiola	-	-	-	-	-	10	10
Haarberg	-	-	0	0	8	0	8
E. Johnson	-	-	-	0	6	2	8
G.-Castaneda	-	0^	7^	0	0	0	7
Gottula	-	-	-	-	0	6	6
Coleman	-	-	-	-	6	0	6
Dowdell	-	-	-	-	0	6	6
Bonner	-	-	-	0	3	3	6
Lindenmeyer	-	-	-	0	5	0	5
Ervin Jr.	-	-	2	0	2	0	4
Lloyd	-	-	-	-	1	3	4
Barney	-	-	-	-	-	3	3
Liebentritt	-	-	-	-	0	1	1
Mancino	-	-	0	0	1	0	1

~at Arizona State; ^at New Mexico State; *at Wake Forest; +at Baylor; #at Florida; \$at Wyoming; &at Texas

CAREER STARTS - DEFENSE

PLAYER	'19	'20	'21	'22	'23	'24	ALL
Robinson	0	7	4	12	10	10	43
Gifford	-	0	0	10	12	10	32
Hartzog	-	-	-	8	10	9	27
Hutmacher	-	0	0	2	12	10	24
Buford Jr.	-	-	0	11	2	10	23
Thompson	-	7^	12^	1^	1^	1	22
C. Wright	-	-	0#	11#	4#	5	20
J. Bullock	0	0	0	0	10	10	20
Hill	-	-	0*	5	8	5	18
Singleton	-	-	-	0	5	10	15
Butler	-	-	0	0	6	9	15
Sherman	-	0	0	0	5	9	14
Gbayor	-	-	0	0	4	9	13
Lenhardt	-	-	-	-	4	1	5
J. Wright	-	0	0	1	1	0	2
Umanmielen	-	-	-	-	1	0	1
Shavers Jr.	-	-	-	-	-	1	1
Charles	-	-	-	-	0	1	1

*at Arizona State; ^at Syracuse; #at USC

CAREER STARTS - SPECIAL TEAMS

PLAYER	'20	'21	'22	'23	'24	ALL
Buschini	2*	13*	12	12	10	49
Alvano	-	-	-	12	3	15
Hohl	-	-	-	-	7	7

*at FCS Montana

OFFENSIVE DEPTH CHART

LT	77	Gunnar Gottula	6-6	305	RFr.	Lincoln, Neb.
	79	Grant Seagren	6-6	305	RFr.	Oakland, Neb.
LG	51	Justin Evans	6-1	315	So.	East Orange, N.J.
	75	Tyler Knaak	6-6	325	So.	Cottonwood Heights, Utah
	76	Jason Maciejczak	6-2	305	RFr.	Pierre, S.D.
C	66	Ben Scott	6-5	310	Sr.	Honolulu, Hawaii
	62	Sam Sledge	6-4	295	RFr.	Omaha, Neb.
RG	59	Henry Lutovsky	6-6	320	Jr.	Crawfordsville, Iowa
	56	Micah Mazzucca	6-5	325	Sr.	Philadelphia, Pa.
RT	54	Bryce Benhart	6-9	315	Sr.	Lakeville, Minn.
	74	Brock Knutson	6-7	305	RFr.	Scottsbluff, Neb.
TE	24	Thomas Fidone II	6-6	255	Jr.	Council Bluffs, Iowa
	87	Nate Boerkircher	6-5	250	Jr.	Aurora, Neb.
	44	Luke Lindenmeyer	6-3	250	So.	La Vista, Neb.
SLOT	17	Jacory Barney Jr.	6-0	170	Fr.	Florida City, Fla. -OR-
	16	Janiran Bonner	6-2	220	So.	Ellenwood, Ga.
	29	Carter Nelson	6-5	230	Fr.	Ainsworth, Neb.
WR	4	Jahmal Banks	6-4	220	Sr.	Washington, D.C.
	19	Jaylen Lloyd	5-10	180	So.	Omaha, Neb.
	80	Malachi Coleman	6-5	210	So.	Lincoln, Neb.
WR	18	Isaiah Neyor	6-4	220	Sr.	Fort Worth, Texas
	84	Alex Bullock	6-2	205	Jr.	Omaha, Neb.
	13	Isaiah Garcia-Castaneda	6-1	200	Sr.	Twentynine Palms, Calif.
QB	15	Dylan Raiola	6-3	230	Fr.	Buford, Ga.
	10	Heinrich Haarberg	6-5	225	Jr.	Kearney, Neb.
	12	Daniel Kaelin	6-3	220	Fr.	Elkhorn, Neb.
RB	23	Dante Dowdell	6-2	225	So.	Picayune, Miss. -OR-
	21	Emmett Johnson	5-11	200	So.	Minneapolis, Minn. -OR-
	14	Rahmir Johnson	5-10	200	Sr.	Harlem (NYC), N.Y.
	22	Gabe Ervin Jr.	6-1	220	Jr.	Buford, Ga.

DEFENSIVE DEPTH CHART

DE	9	Ty Robinson	6-6	310	Sr.	Gilbert, Ariz.
	93	Kai Wallin	6-5	250	So.	Sacramento, Calif.
	97	Keona Davis	6-5	255	Fr.	Tucson, Ariz.
NT	0	Nash Hutmacher	6-4	310	Sr.	Oacoma, S.D.
	16	Elijah Jeudy	6-3	285	Jr.	Philadelphia, Pa.
	55	Vincent Jackson	6-5	290	RFr.	Harrisburg, Pa.
DE	10	Jimari Butler	6-5	260	Jr.	Mobile, Ala.
	11	Cameron Lenhardt	6-3	260	So.	Staten Island, N.Y.
	90	James Williams	6-6	250	So.	Parkville, Mo.
LB	5	John Bullock	6-0	230	Sr.	Omaha, Neb.
	1	Vincent Shavers Jr.	6-1	225	Fr.	Miami, Fla.
LB	42	Mikai Gbayor	6-2	230	Jr.	Irvington, N.J.
	33	Javin Wright	6-5	230	Sr.	Chandler, Ariz.
	56	Stefon Thompson	6-1	240	Jr.	Long Island, N.Y.
JACK	48	MJ Sherman	6-3	245	Sr.	Baltimore, Md.
	18	Princewill Umanmielen	6-5	245	So.	Austin, Texas
	17	Willis McGahee IV	6-1	235	Fr.	Miami, Fla.
CB	6	Tommi Hill	6-0	205	Sr.	Orlando, Fla. -OR-
	15	Ceyair Wright	6-0	180	Jr.	Los Angeles, Calif.
ROV	2	Isaac Gifford	6-1	205	Sr.	Lincoln, Neb.
	32	Rahmir Stewart	5-11	210	RFr.	Philadelphia, Pa.
S	3	Marques Buford Jr.	5-11	190	Jr.	Chicago, Ill.
	31	Mario Buford	6-0	175	Fr.	Chicago, Ill.
S	8	DeShon Singleton	6-3	210	Sr.	Greensburg, La.
	26	Koby Bretz	6-2	205	Jr.	Omaha, Neb.
CB	7	Malcolm Hartzog Jr.	5-9	180	Jr.	Silver Creek Miss.
	25	Jeremiah Charles	6-0	170	RFr.	Arlington, Texas

SPECIAL TEAMS DEPTH CHART

PK	90	John Hohl	6-0	180	RFr.	Lincoln, Neb.
	30	Tristan Alvano	6-1	205	So.	Omaha, Neb.
P/H	13	Brian Buschini	6-1	225	Sr.	Helena, Mont.
	37	Kamdyn Koch	6-2	205	Fr.	Westminster, Md.
KO	13	Brian Buschini	6-1	225	Sr.	Helena, Mont.
	90	John Hohl	6-0	180	RFr.	Lincoln, Neb.
LS	94	Aidan Flege	6-2	215	Jr.	Lincoln, Neb. -OR-
	96	Camden Witucki	6-2	230	Jr.	Grand Blanc, Mich.
KR	21	Emmett Johnson	5-11	200	So.	Minneapolis, Minn.
	28	Kwinten Ives	6-3	210	RFr.	Beverly, N.J.
	17	Jacory Barney Jr.	6-0	170	Fr.	Florida City, Fla.
PR	13	Isaiah Garcia-Castaneda	6-1	200	Sr.	Twentynine Palms, Calif.
	17	Jacory Barney Jr.	6-0	170	Fr.	Florida City, Fla.

2024 NEBRASKA GAME-BY-GAME STARTERS

OFFENSIVE STARTING LINEUPS

OPPONENT	WR	WR	WR	TE	RT	RG	C	LG	LT	QB	RB	PK
UTEP	Banks	Bonner	Neyor	Fidone II	Benhart	Mi. Mazzccua	Scott	Evans	Corcoran	Raiola	R. Johnson	Alvano
Colorado	Banks	Boerkircher*	Neyor	Fidone II	Benhart	Mi. Mazzccua	Scott	Evans	Corcoran	Raiola	R. Johnson	Alvano
UNI	Banks	Bonner	Neyor	Fidone II	Benhart	Lutovsky	Scott	Evans	Corcoran	Raiola	Dowdell	Alvano
Illinois	Banks	Lloyd	Neyor	Fidone II	Benhart	Lutovsky	Scott	Evans	Corcoran	Raiola	Dowdell	Hohl
Purdue	Bullock	Boerkircher*	Lloyd	Fidone II	Benhart	Lutovsky	Scott	Evans	Gottula	Raiola	Dowdell	Hohl
Rutgers	Banks	Barney Jr.	Neyor	Fidone II	Benhart	Lutovsky	Scott	Evans	Gottula	Raiola	E. Johnson	Hohl
Indiana	Barney Jr.	Mi. Mazzccua^	Liebentritt^	Boerkircher	Benhart	Lutovsky	Scott	Evans	Gottula	Raiola	Dowdell	Hohl
Ohio St.	Banks	Boerkircher*	Bullock	Fidone II	Benhart	Lutovsky	Scott	Evans	Gottula	Raiola	Dowdell	Hohl
UCLA	Lloyd	Bonner	Neyor	Fidone II	Benhart	Lutovsky	Scott	Evans	Gottula	Raiola	Dowdell	Hohl
USC	Banks	Barney Jr.	Neyor	Fidone II	Benhart	Lutovsky	Scott	Evans	Gottula	Raiola	E. Johnson	Hohl
Wisconsin												
Iowa												

*opened with two tight ends; ^opened with six offensive linemen and a fullback

DEFENSIVE STARTING LINEUPS

OPPONENT	DE	NT	DE	LB	LB	JACK	CB	ROV	S	S	CB	P
UTEP	Robinson	Hutmacher	Butler	Gbayor	Bullock	Sherman	Hill	Gifford	Hartzog Jr.	Singleton	Buford Jr.	Buschini
Colorado	Robinson	Hutmacher	Butler	Gbayor	Bullock	Sherman	Hill	Gifford	Hartzog Jr.	Singleton	Buford Jr.	Buschini
UNI	Robinson	Hutmacher	Lenhardt	Thompson	Bullock	Sherman	Hill	Gifford	Hartzog Jr.	Singleton	Buford Jr.	Buschini
Illinois	Robinson	Hutmacher	Butler	Gbayor	Bullock	Sherman	Hill	Gifford	Hartzog Jr.	Singleton	Buford Jr.	Buschini
Purdue	Robinson	Hutmacher	Butler	Gbayor	Bullock	Sherman	C. Wright	Gifford	Hartzog Jr.	Singleton	Buford Jr.	Buschini
Rutgers	Robinson	Hutmacher	Butler	Gbayor	Bullock	Sherman	C. Wright	Gifford	Hartzog Jr.	Singleton	Buford Jr.	Buschini
Indiana	Robinson	Hutmacher	Butler	Gbayor	Bullock	Shavers Jr.	Hill	Gifford	Hartzog Jr.	Singleton	Buford Jr.	Buschini
Ohio St.	Robinson	Hutmacher	Butler	Gbayor	Bullock	Sherman	C. Wright	Gifford	Buford Jr.	Singleton	Hartzog Jr.	Buschini
UCLA	Robinson	Hutmacher	Butler	Gbayor	Bullock	Sherman	C. Wright	Gifford	Buford Jr.	Singleton	Charles	Buschini
USC	Robinson	Hutmacher	Butler	Gbayor	Bullock	Sherman	C. Wright	Gifford	Buford Jr.	Singleton	Hartzog Jr.	Buschini
Wisconsin												
Iowa												

2024 NEBRASKA PLAYER PARTICIPATION

PLAYER, POS.	GP	GS
Tristan Alvano, PK	3	3
Jahmal Banks, WR	10	7
D'Andre Barnes, DB	1	0
Jacory Barney Jr., WR	10	3
Rowdy Bauer, RB	1	0
Bryce Benhart, OL	10	10
Leslie Black, DL	1	0
Nate Boerkircher, TE	10	4
Janiran Bonner, WR	10	3
Michael Booker III, LB	1	0
Dwight Bootle II, DB	3	0
Jacob Bower, LB	6	0
Derek Branch, DB	9	0
Koby Bretz, DB	5	0
Grant Brix, OL	1	0
Elliott Brown, WR	3	0
Grant Buda, LB	1	0
Mario Buford, DB	9	0
Marques Buford Jr., DB	10	10
Alex Bullock, WR	10	2
John Bullock, LB	10	10
Brian Buschini, P	10	10
Noah Bustard, LB	1	0
Jimari Butler, DL	9	9
Jeremiah Charles, DB	10	1
Quinn Clark, WR	1	0
Blake Closman, DB	1	0
Malachi Coleman, WR	1	0
Turner Corcoran, OL	4	4
Landen Davidson, OL	1	0
Keona Davis, DL	9	0
Jaidyn Doss, DB	1	0
Dante Dowdell, RB	10	6
Cayden Echternach, TE	2	0
Gabe Ervin Jr., RB	7	0
Justin Evans, OL	10	10
Nolan Fennessy, OL	1	0
Thomas Fidone II, TE	10	9
Aidan Flege, LS	8	0

PLAYER, POS.	GP	GS
Ian Flynt, TE	1	0
Isaiah Garcia-Castaneda, WR	10	0
Mikai Gbayor, DL	10	9
Vincent Genatone, LB	10	0
Isaac Gifford, DB	10	10
Mason Goldman, DL	6	0
Gunnar Gottula, OL	8	6
Jalyn Gramstad, QB	1	0
Heinrich Haarberg, QB	9	0
Malcolm Hartzog Jr., DB	9	9
Blye Hill, DB	1	0
Tommi Hill, DB	7	5
David Hoffken, DL	2	0
John Hohl, PK	10	7
Jacob Hood, OL	1	0
Nash Hutmacher, DL	10	10
Eric Ingwersen, TE	1	0
Kwinten Ives, RB	6	0
Vincent Jackson, DL	9	0
Elijah Jeudy, DB	10	0
Emmett Johnson, RB	10	2
Rahmir Johnson, RB	8	2
Donovan Jones, DB	3	0
Danny King, TE	1	0
Tyler Knaak, OL	8	0
Brock Knutson, OL	1	0
Sua Lefotu, DL	2	0
Cameron Lenhardt, DL	10	1
Barret Liebentritt, FB	7	1
Luke Lindenmeyer, TE	10	0
Jaylen Lloyd, WR	10	3
Henry Lutovsky, OL	9	8
Jason Maciejczak, OL	6	0
Joey Mancino, OL	1	0
Roman Mangini, WR	4	0
Maurice Mazzccua Jr., RB	2	0
Micah Mazzccua, OL	7	3
Willis McGahee IV, LB	9	0
Isaiah McMorris, WR	1	0

PLAYER, POS.	GP	GS
Hayes Miller, WR	1	0
Ashton Murphy, DL	1	0
Carter Nelson, WR	10	0
Mekhi Nelson, RB	1	0
Isaiah Neyor, WR	10	7
Maverick Noonan, LB	2	0
Dylan Parrott, DL	10	0
Gibson Pyle, OL	1	0
Dylan Raiola, QB	10	10
Ty Robinson, DL	10	10
Dylan Rogers, LB	4	0
AJ Rollins, TE	2	0
Xander Ruggeroli, OL	1	0
Amare Sanders, DB	3	0
Connor Schutt, TE	1	0
Ben Scott, OL	10	10
Grant Seagren, OL	6	0
Vincent Shavers Jr., LB	10	1
MJ Sherman, LB	10	9
DeShon Singleton, DB	10	10
Sam Sledge, OL	3	0
Keelan Smith, WR	1	0
Ismael Smith Flores, LB	2	0
Gage Stenger, LB	7	0
Rahmir Stewart, DB	5	0
Brodie Tagaloa, DL	1	0
Larry Tarver Jr., DB	3	0
Stefon Thompson, LB	9	1
Taveon Thompson, DB	2	0
Brice Turner, DB	1	0
Princewill Umanmielen, DL	10	0
Riley Van Poppel, DL	3	0
Kai Wallin, DL	10	0
James Williams, DL	10	0
Kenneth Williams, RB	1	0
Camden Witucki, LS	5	0
Ceyair Wright, DB	10	5
Javin Wright, LB	6	0

**TRISTAN
ALVANO** **#30****6-1 | 205 | SO. | PK
OMAHA, NEB.****CAREER HONORS**

- 2-Time Nebraska Scholar-Athlete Honor Roll

NEBRASKA RECORD

- Longest Field Goal by a Freshman:
55 yards vs. Purdue (2023)

CAREER NOTES

- Set Nebraska high school all-class records for field goals in a game (5 in 2022 state championship game) and in a season (16 in 2022)
- Made 27 field goals in his career, a Nebraska Class A state record
- Made five field goals in the 2022 state final, including a game-winning walk-off 50-yarder

SEASON HIGHLIGHTS

- Started the first three games at place-kicker
- Made a 20-yard field goal and was perfect on all five PATs against UTEP
- Tied his career high with two field goals against Northern Iowa while setting a career high with nine points
- Missed the Illinois, Purdue, Rutgers, Indiana, Ohio State and UCLA games

GAME-BY-GAME

OPPONENT	XP-ATT	FG-ATT	LG	BK	PTS
UTEP	5-5	1-1	20	0	8
Colorado	4-4	0-1	-	-	4
Northern Iowa	3-3	2-2	31	0	9
Illinois	-Did Not Play-				
@ Purdue	-Did Not Play-				
Rutgers	-Did Not Play-				
@ Indiana	-Did Not Play-				
@ Ohio St.	-Did Not Play-				
UCLA	-Did Not Play-				
@ USC	-Did Not Play-				
Wisconsin					
@ Iowa					

CAREER STATS

YEAR	G/S	PAT	FG	PCT.	PTS	LG
2023	12/12	27-27	9-15	60.0	54	55
2024	3/3	12-12	3-4	75.0	21	31
TOTAL	15/15	39-39	12-19	63.2	75	55

KICKOFFS: 32 att., 14 touchbacks

CAREER HIGHS

Field Goal Attempts	3 at Illinois (2023)
Field Goals Made	2 twice
Long Field Goal	55 vs. Purdue (2023)
Points	9 vs. UNI (2024)
PATs	5 twice

**JAHMAL
BANKS** **#4****6-4 | 220 | SR. | WR
WASHINGTON, D.C.****CAREER HONORS**

- Honorable-Mention All-ACC (2022 at Wake Forest)
- Nebraska Scholar-Athlete Honor Roll (Spring 2024)

2024 WATCH LIST

- Senior Bowl

PERSONAL NOTES

- Earned his degree from Wake Forest in 2023

CAREER NOTES

- Had 107 catches for 1,404 yards and 13 touchdowns in four seasons at Wake Forest (2020-23) before transferring to Nebraska

CAREER SUPERLATIVES

- 100-Yard Receiving Games: 2
- Games with 2+ TD catches: 3

SEASON HIGHLIGHTS

- One of 10 Huskers to earn a single-digit number as one of the team's "toughest" players
- Has played in every game with six starts
- Ranks 2nd on the team with 32 receptions, 415 receiving yards and two receiving touchdowns
- Caught four passes for 61 yards in his debut against UTEP, including a 21-yard touchdown
- Had a pair of catches against Colorado
- Made a 13-yard grab against Northern Iowa
- Had a career-high eight receptions for 94 yards against Illinois
- Led Nebraska with five catches, 82 receiving yards and one touchdown at Purdue
- Had a season-long 31-yard reception against Rutgers
- Caught two passes for 33 yards at Indiana
- Had two catches for 31 yards at Ohio State
- Made two receptions for 13 yards against UCLA
- Had five catches for a team-high 55 receiving yards at USC

GAME-BY-GAME

OPPONENT	REC.	YDS	TD	LONG
UTEP	4	61	1	21
Colorado	2	2	0	4
Northern Iowa	1	13	0	13
Illinois	8	94	0	27
@ Purdue	5	82	1	27
Rutgers	1	31	0	31
@ Indiana	2	33	0	19
@ Ohio St.	2	31	0	19
UCLA	2	13	0	11
@ USC	5	55	0	16
Wisconsin				
@ Iowa				

CAREER RECEIVING STATS

YEAR	G/S	REC.	YDS	Y/R	Y/G	TD
2020*	5/0	1	17	17.0	2.8	0
2021*	14/0	5	98	19.6	7.0	0
2022*	12/1	42	636	15.1	53.0	9
2023*	12/10	59	653	11.1	54.4	4
2024	10/7	32	415	13.0	41.5	2
TOTAL	53/18	139	1,819	13.1	3.43	15

*at Wake Forest

RUSHING: 1 att., 7 yds vs. Pittsburgh (2023)**PASSING:** 1-of-1, 17 yds, 0 TDs**CAREER HIGHS**

Receptions	8 vs. Illinois (2024)
Receiving Yards	141 vs. Clemson (2022)*
Receiving Touchdowns	2 three times*
Long Reception	48 vs. Missouri (2022)*

*at Wake Forest



JACORY BARNEY JR. #17

6-0 | 170 | FR. | WR
FLORIDA CITY, FLA.

CAREER HONORS

- Midseason Freshman All-American (On3)

NEBRASKA RECORD

- Season Receptions by a True Freshman: 40

2024 WATCH LIST

- The Jet Award

SEASON HIGHLIGHTS

- Has played in every game with three starts as a true freshman
- Ranks 3rd nationally among all FBS freshmen with 38 receptions
- His 40 receptions are tied with Wan'Dale Robinson for the most by a true freshman in NU history and rank third among all freshmen
- Leads Nebraska with 40 receptions, 627 all-purpose yards (119 rushing, 317 receiving, 187 kickoff return yards and four punt return yards) and 1 kickoff return yards
- Ranks 2nd on the team with three rushing touchdowns
- Ranks 3rd on the team with 317 receiving yards
- Had a 10-yard reception in his debut against UTEP and returned three kickoffs for 75 yards, including a long return of 35 yards
- Had six catches for 29 yards vs. Colorado with two carries for 28 yards and two kickoff returns for 35 yards
- Totaled 92 all-purpose yards against the Buffs
- Had 39 yards from scrimmage against UNI with three catches for 29 yards and a 10-yard rush for his first career touchdown
- Caught four passes for 25 yards against Illinois and had a 26-yard kickoff return
- Totaled a team-high 102 all-purpose yards at Purdue
- Had four carries for a team-high 66 yards with a 25-yard touchdown run
- Added two catches for 28 yards and an eight-yard kickoff return on a squib kick
- Made the first start of his career against Rutgers and caught three passes for 28 yards
- Started again at Indiana and had a career-high eight receptions for 32 yards
- Also had a 7-yard touchdown run for Nebraska's lone score and returned two kickoffs for 20 yards
- Led Nebraska with seven receptions at Ohio State, finishing with 49 receiving yards
- Caught four passes for 78 yards against UCLA with a career-long 40-yard reception
- Also had an eight-yard rush vs. the Bruins
- Started at USC and had two catches for nine yards, two punt returns for four yards and a 23-yard kickoff return

RECEIVING GAME-BY-GAME

OPPONENT	REC.	YDS	TD	LONG
UTEP	1	10	0	10
Colorado	6	29	0	9
Northern Iowa	3	29	0	14
Illinois	4	25	0	21
@ Purdue	2	28	0	16
Rutgers	3	28	0	28
@ Indiana	8	32	0	6
@ Ohio St.	7	49	0	14
UCLA	4	78	0	40
@ USC	2	9	0	5
Wisconsin				
@ Iowa				

RUSHING GAME-BY-GAME

OPPONENT	ATT.	YDS	TD	LONG
UTEP	0	0	0	-
Colorado	2	28	0	21
Northern Iowa	1	10	1	10
Illinois	0	0	0	-
@ Purdue	4	66	1	31
Rutgers	0	0	0	-
@ Indiana	1	7	1	7
@ Ohio St.	0	0	0	-
UCLA	1	8	0	8
@ USC	0	0	0	-
Wisconsin				
@ Iowa				

CAREER RECEIVING STATS

YEAR	G/S	REC.	YDS	Y/R	Y/G	TD
2024	10/3	40	317	7.9	31.7	0

KICK RETURNS: 9 ret., 164 yards, 0 TDs

PUNT RETURNS: 2 ret., 4 yards, 0 TDs

RUSHING: 9 att., 119 yards, 3 TDs

CAREER RECEIVING HIGHS

Receptions	8 at Indiana (2024)
Receiving Yards	78 vs. UCLA (2024)
Receiving Touchdowns	none
Long Reception	40 vs. UCLA (2024)

CAREER RUSHING HIGHS

Rushes	4 at Purdue (2024)
Rushing Yards	66 at Purdue (2024)
Rushing Touchdowns	1 three times
Long Rush	31 at Purdue (2024)

CAREER RETURN HIGHS

Kickoff Returns	3 vs. UTEP (2024)
Kickoff Return Yards	75 vs. UTEP (2024)
Kickoff Return Touchdowns	none
Long Kickoff Return	35 vs. UTEP (2024)

NU FRESHMAN RANKING

RECEPTIONS

RK.	PLAYER	YEAR	REC.
1.	JD Spielman	2017	55
2.	Nate Swift	2005	45
3.	Wan'Dale Robinson*	2019	40
	Jacory Barney Jr.*	2024	40

*true freshman

2024 FBS FRESHMAN RANKING

RECEPTIONS

RK.	PLAYER	SCHOOL	REC.
1.	Kam Shanks	UAB	51
2.	Jeremiah Smith	Ohio St.	49
3.	Jacory Barney Jr.	Nebraska	40
	Ryan Williams	Alabama	40

**BRYCE BENHART #54****6-9 | 315 | SR. | OL
LAKEVILLE, MINN.****CAREER HONORS**

- Honorable-Mention All-Big Ten (2023)
- Big Ten Distinguished Scholar (2022)
- 4-Time Academic All-Big Ten
- 10-Time Nebraska Scholar-Athlete Honor Roll

NEBRASKA RECORDS

- Career Starts by an Offensive Lineman: 51
- Career Starts at Right Tackle: 51
- Career Games Played: 57

2024 WATCH LISTS

- Outland Trophy
- Senior Bowl

PERSONAL NOTES

- Earned his degree in criminal justice

CAREER NOTES

- Was the 12th true freshman offensive lineman to play in a game in Nebraska history
- Has made 50 career starts at right tackle, the most starts by an offensive lineman in NU history
- 1 of 5 Huskers - and two non-kickers - to start 50 career games

SEASON HIGHLIGHTS

- Has started every game at right tackle
- Started at right tackle against UTEP, breaking a tie for the most starts (42) by an offensive lineman in Nebraska history
- Made his 50th career start against UCLA
- Also played in his 56th career game against UCLA, tying the school record for games played
- Broke the record with a start at USC

CAREER STATS

- **Games:** 57
(3 in 2019; 8 in 2020; 12 in 2021; 12 in 2022, 12 in 2023; 10 in 2024)
- **Starts:** 51
(8 in 2020; 10 in 2021; 11 in 2022; 12 in 2023; 10 in 2024)

NEBRASKA CAREER STARTS

RK.	PLAYER, POS.	STARTS
1.	Alex Henery, PK	53
2.	Ralph Brown, CB	52
3.	Kris Brown, PK	51
	Drew Brown, PK	51
	Bryce Benhart, OL	51

STARTS BY AN OFFENSIVE LINEMAN

RK.	PLAYER	STARTS
1.	Bryce Benhart	51
2.	Jeremiah Sirles	41

CAREER GAMES PLAYED

RK.	PLAYER, POS.	GAMES
1.	Bryce Benhart, OL	57
	Ty Robinson, DL	57
3.	Cam Meredith, DL	56
4.	P.J. Mangieri, LS	55

**NATE BOERKIRCHER #87****6-5 | 250 | JR. | TE
AURORA, NEB.****CAREER HONORS**

- 3-Time Academic All-Big Ten
- 7-Time Nebraska Scholar-Athlete Honor Roll

PERSONAL NOTES

- Earned his degree in finance

CAREER NOTES

- Former walk-on who was placed on scholarship in the spring of 2023

SEASON HIGHLIGHTS

- Has played in every game with four starts
- Has two receptions for 34 yards
- Started and had a career-long 25-yard reception against Colorado
- Made his second start of the season at Purdue
- Started his third game of the season at Indiana
- Started at Ohio State and caught a two-point conversion that gave Nebraska a 17-14 fourth-quarter lead
- Caught a 9-yard pass at USC

GAME-BY-GAME

OPPONENT	REC.	YDS	TD	LONG
UTEP	0	0	0	-
Colorado	1	25	0	25
Northern Iowa	0	0	0	-
Illinois	0	0	0	-
@ Purdue	0	0	0	-
Rutgers	0	0	0	-
@ Indiana	0	0	0	-
@ Ohio St.	0	0	0	-
UCLA	0	0	0	-
@ USC	1	9	0	9
Wisconsin				
@ Iowa				

CAREER RECEIVING STATS

YEAR	G/S	REC.	YDS	Y/R	Y/G	TD
2020						
Covid Season						
2021*	3/0	2	14	7.0	4.7	0
2022	12/4	6	52	8.7	4.3	1
2023	12/7	5	51	10.2	4.3	0
2024	10/4	2	34	17.0	3.8	0
TOTAL	37/15	15	151	10.1	4.1	1

*Redshirt season

RUSHING: 1 att., 11 yds, 0 TDs**CAREER HIGHS**

Receptions	2 twice
Receiving Yards	33 at Colorado (2023)
Receiving Touchdowns	1 vs. No. Dakota (2022)
Long Reception	25 vs. Colorado (2024)

**JANIRAN BONNER #16****6-2 | 220 | SO. | WR
ELLENWOOD, GA.****CAREER HONORS**

- Academic All-Big Ten (2023)
- 2-Time Nebraska Scholar-Athlete Honor Roll

CAREER NOTES

- Switched from tight end to fullback prior to 2023 and then from fullback to wide receiver prior to 2024

SEASON HIGHLIGHTS

- Has played in every game with three starts
- Has caught eight passes for 56 yards and one touchdown while rushing twice for 11 yards and one touchdown
- Is 1 of 2 Huskers with both a rushing and receiving touchdown
- Started against UTEP and set career highs with three catches, 26 receiving yards and a career-long 14-yard reception
- Had a five-yard reception against Northern Iowa
- Caught a one-yard touchdown pass against Illinois for his first career touchdown catch
- Had an 11-yard rushing touchdown against Rutgers for his second career rushing TD
- Caught a three-yard pass at Ohio State
- Made his third start of the season vs. UCLA
- Tied his career high with three receptions at USC and finished with 21 receiving yards

GAME-BY-GAME

OPPONENT	ATT.	YDS	TD	LONG
UTEP	3	26	0	14
Colorado	0	0	0	-
Northern Iowa	1	5	0	5
Illinois	1	1	1	1
@ Purdue	0	0	0	-
Rutgers	0	0	0	-
@ Indiana	0	0	0	-
@ Ohio St.	1	3	0	3
UCLA	0	0	0	-
@ USC	3	21	0	11
Wisconsin				
@ Iowa				

CAREER RECEIVING STATS

YEAR	G/S	REC.	YDS	Y/R	Y/G	TD
2022						
Redshirt						
2023	12/3	1	5	5.0	0.4	0
2024	10/3	9	56	6.2	5.6	1
TOTAL	22/6	10	61	6.1	2.8	1

RUSHING: 6 att., 20 yds, 2 TDs**CAREER HIGHS**

Receptions	3 twice
Receiving Yards	26 vs. UTEP (2024)
Receiving Touchdowns	1 vs. Illinois (2024)
Long Reception	14 vs. UTEP (2024)



MARIO
BUFORD #31
6-0 | 175 | FR. | DB
CHICAGO, ILL.

CAREER HONORS

- Nebraska Scholar-Athlete Honor Roll (Spring 2024)

PERSONAL NOTES

- His brother, Marques, is a junior defensive back for the Huskers

SEASON HIGHLIGHTS

- Has played in nine games as a true freshman and recorded five tackles
- Made the first three tackles of his career against Northern Iowa
- Had two solo tackles at Purdue
- Recorded two more tackles at Indiana while posting his first career pass breakup

GAME-BY-GAME

OPPONENT	UT-AT-TT	TFL-YD	PBU	INT
UTEP	0-0-0	0.0-0	0	0
Colorado	0-0-0	0.0-0	0	0
Northern Iowa	2-1-3	0.0-0	0	0
Illinois	-Did Not Play-			
@ Purdue	2-0-2	0.0-0	0	0
Rutgers	0-0-0	0.0-0	0	0
@ Indiana	1-1-2	0.0-0	1	0
@ Ohio St.	0-0-0	0.0-0	0	0
UCLA	0-0-0	0.0-0	0	0
@ USC	0-0-0	0.0-0	0	0
Wisconsin				
@ Iowa				

CAREER TACKLE STATS

YEAR	G/S	UT	AT	TT	TFL-YD	SCK-YD
2024	9/0	5	2	7	0.0-0	0.0-0

CAREER MISCELLANEOUS STATS

YEAR	FF	FR	PBU	INT	QBH	BLK
2024	0	0	1	0	0	0

CAREER HIGHS

Tackles	3 vs. Northern Iowa (2024)
TFLs	none
Sacks	none
Breakups	1 at Indiana (2024)



MARQUES
BUFORD JR. #3
5-11 | 190 | JR. | DB
CHICAGO, ILL.

CAREER HONORS

- 2-Time Academic All-Big Ten
- 5-Time Nebraska Scholar-Athlete Honor Roll

PERSONAL NOTES

- His brother, Mario, is a freshman defensive back for the Huskers

CAREER NOTES

- Suffered a major knee injury in November of 2022 that kept him out for nearly one year
- Began his career at safety before moving to cornerback this season

CAREER SUPERLATIVES

- Double-Digit Tackle Games: 1

SEASON HIGHLIGHTS

- One of 10 Huskers to earn a single-digit number as one of the team's "toughest" players
- Has started every game with seven starts at cornerback and three starts at safety
- Has totaled 27 tackles and is tied for the team lead with a career-high five pass breakups
- Had three tackles and one pass breakup against UTEP
- Made three solo tackles against Colorado
- Had four tackles and broke up a pass against Northern Iowa
- Totaled three tackles against Illinois
- Had one tackle in the win at Purdue
- Had an interception against Rutgers while setting a career high with three pass breakups
- Recorded two solo tackles at Indiana
- Started at safety at Ohio State and had two tackles
- Started at safety again vs. UCLA and recorded four tackles
- Started at safety at USC and had four tackles, including a 3-yard tackle for loss

GAME-BY-GAME

OPPONENT	UT-AT-TT	TFL-YD	PBU	INT
UTEP	1-2-3	0.0-0	1	0
Colorado	3-0-3	0.0-0	0	0
Northern Iowa	2-2-4	0.0-0	1	0
Illinois	2-1-3	0.0-0	0	0
@ Purdue	0-1-1	0.0-0	0	0
Rutgers	0-1-1	0.0-0	3	1
@ Indiana	2-0-2	0.0-0	0	0
@ Ohio St.	0-2-2	0.0-0	0	0
UCLA	2-2-4	0.0-0	0	0
@ USC	3-1-4	1.0-3	0	0
Wisconsin				
@ Iowa				

CAREER TACKLE STATS

YEAR	G/S	UT	AT	TT	TFL-YD	SCK-YD
2021	12/0	1	2	3	0.0-0	0.0-0
2022	11/11	36	23	59	2.5-3	0.0-0
2023*	4/2	15	3	18	3.0-14	1.0-11
2024	10/10	15	12	27	1.0-3	0.0-0
TOTAL	37/23	67	40	107	6.5-20	1.0-11

*Redshirt season

CAREER MISCELLANEOUS STATS

YEAR	FF	FR	PBU	INT	QBH	BLK
2021	0	0	0	0	0	0
2022	1	0	3	2	1	0
2023	0	0	0	0	0	0
2024	0	0	5	1	0	0
TOTAL	1	0	8	3	1	0

*Redshirt season

CAREER HIGHS

Tackles	10 at Wisconsin (2023)
TFLs	1.5 twice
Sacks	1.0 vs. Maryland (2023)
Breakups	3 vs. Rutgers (2024)
Interceptions	2 vs. Georgia Southern (2022)

**ALEX BULLOCK #84****6-2 | 205 | JR. | WR
OMAHA, NEB.****CAREER HONORS**

- 2-Time Academic All-Big Ten (2022)
- 5-Time Nebraska Scholar-Athlete Honor Roll

CAREER NOTES

- Former walk-on who was placed on scholarship during the fall of 2023

PERSONAL NOTES

- His brother John is a Husker linebacker who also went from walk-on to scholarship player
- He and his brother both started at Colorado in 2023, marking the first time since 1987 that Nebraska had brothers start the same game on different sides of the ball

SEASON HIGHLIGHTS

- Has played in every game with two starts
- Had a 12-yard reception against UTEP
- Made his first start of the season and ninth of his career at Purdue
- Has added excellent perimeter blocking, including taking out two defenders on a 25-yard touchdown run by receiver Jacory Barney Jr. at Purdue
- Started his second game of the season at Ohio State

GAME-BY-GAME

OPPONENT	REC.	YDS	TD	LONG
UTEP	1	12	0	12
Colorado	0	0	0	-
Northern Iowa	0	0	0	-
Illinois	0	0	0	-
@ Purdue	0	0	0	-
Rutgers	0	0	0	-
@ Indiana	0	0	0	-
@ Ohio St.	0	0	0	-
UCLA	0	0	0	-
@ USC	0	0	0	-
Wisconsin				
@ Iowa				

CAREER RECEIVING STATS

YEAR	G/S	REC.	YDS	Y/R	Y/G	TD
2021						
2022	2/0	0	0	0.0	0.0	0
2023	12/8	15	221	14.7	18.4	1
2024	10/2	1	12	12.0	1.2	0
TOTAL	24/10	16	233	14.6	9.7	1

KICK RETURNS: 1 ret., 22 yds, 0 TDs**PUNT RETURNS:** 2 ret., 0 yds, 0 TDs**CAREER HIGHS**

Receptions	3 twice
Receiving Yards	56 at Minnesota (2023)
Receiving Touchdowns	1 at Minnesota (2023)
Long Reception	34 at Minnesota [TD] (2023)

**JOHN BULLOCK #5****6-0 | 230 | SR. | LB
OMAHA, NEB.****CAREER HONORS**

- 5-Time Nebraska Scholar-Athlete Honor Roll

2024 WATCH LIST

- Burlsworth Trophy

CAREER NOTES

- Former walk-on who was placed on scholarship in the 2023 spring season

PERSONAL NOTES

- His brother Alex is a Husker wide receiver who also went from walk-on to scholarship player
- He and his brother both started at Colorado in 2023, marking the first time since 1987 that Nebraska had brothers start the same game on different sides of the ball
- Earned his degree in psychology

SEASON HIGHLIGHTS

- One of 10 Huskers to earn a single-digit number as one of the team's "toughest" players
- Has started every game and ranks 2nd on the team with 56 tackles
- Ranks 3rd on the team in interceptions (1), TFLs (5.0) and pass breakups (4)
- Made two tackles against UTEP
- Had five tackles, a career-high 2.0 TFLs, one pass breakup and one hurry against Colorado
- Had a career-high nine tackles against Northern Iowa with a sack and a pass breakup
- Made nine tackles again the next game against Illinois with a two-yard sack and a pass breakup
- Also forced a fumble against the Illini that resulted in a takeaway that led to a Husker touchdown
- Had four tackles at Purdue including a three-yard tackle for loss
- Also recorded his first career interception, which he returned 35 yards for a fourth-quarter TD
- Totaled four tackles against Rutgers
- Finished with three tackles at Indiana
- Recorded five tackles at Ohio State
- Had eight tackles with a 4-yard sack against UCLA
- Led NU with seven tackles at USC and added one pass breakup

GAME-BY-GAME

OPPONENT	UT-AT-TT	TFL-YD	SACK-YD
UTEP	0-2-2	0.0-0	0.0-0
Colorado	4-1-5	2.0-5	0.0-0
Northern Iowa	2-7-9	1.0-1	1.0-1
Illinois	6-3-9	1.0-2	1.0-2
@ Purdue	3-1-4	1.0-3	0.0-0
Rutgers	2-2-4	0.0-0	0.0-0
@ Indiana	1-2-3	0.0-0	0.0-0
@ Ohio St.	1-4-5	0.0-0	0.0-0
UCLA	4-4-8	1.0-4	1.0-4
@ USC	5-2-7	0.0-0	0.0-0
Wisconsin			
@ Iowa			

CAREER TACKLE STATS

YEAR	G/S	UT	AT	TT	TFL-YD	SCK-YD
2019						
2020						
2021	12/0	2	3	5	0.0-0	0.0-0
2022	10/0	1	0	1	0.0-0	0.0-0
2023	12/10	27	23	50	2.5-9	1.5-7
2024	10/10	28	28	56	6.0-15	3.0-7
TOTAL	44/20	58	54	112	8.5-24	4.5-14

CAREER MISCELLANEOUS STATS

YEAR	FF	FR	PBU	INT	QBH	BLK
2020	0	0	0	0	0	0
2021	0	0	0	0	0	0
2022	0	0	0	0	0	0
2023	1	0	2	0	1	0
2024	1	0	4	1	2	0
TOTAL	2	0	6	1	3	0

CAREER HIGHS

Tackles	9 twice
TFLs	2.0 vs. Colorado (2024)
Sacks	1.0 four times
Breakups	1 six times
Interceptions	1 at Purdue (2024)
Interception Return TDs	1 at Purdue (2024)

**BRIAN
BUSCHINI** **#13****6-1 | 225 | SR. | P
HELENA, MONT.****CAREER HONORS**

- FCS Punter of the Year (2021 at Montana)
- FCS First-Team All-American (2021 at Montana)
- First-Team All-Big Sky (2021 at Montana)
- Big Ten Special Teams Player of the Week (Oct. 7, 2024)
- Campbell Trophy Semifinalist (2023)
- Academic All-Big Ten (2023)
- 5-Time Nebraska Scholar-Athlete Honor Roll

2024 WATCH LIST

- Ray Guy Award

PERSONAL NOTES

- Married his wife Kellie in 2021
- Is NU's fourth all-time letterwinner from Montana
- Earned his bachelor's degree in criminal justice and his master's degree in engineering and management

CAREER NOTES

- Spent three seasons at Montana (2019-21), where he was the 2021 FCS Punter of the Year
- Ranked 3rd in the FCS in punting average in 2021 with a school-record average of 46.0
- His 44.0-yard average in 2022 was the eighth-highest average in Nebraska history

SEASON HIGHLIGHTS

- Has started every game at punter and is averaging 46.3 yards per punt, challenging the Nebraska season record for punting average (46.5 by Sam Koch in 2005)
- Has placed 13 of his 35 punts inside the 20-yard line with six punts inside the 10-yard line
- Averaged 48.5 yards on two punts against UTEP
- Averaged 50.8 yards on five punts vs. Colorado
- Averaged 50.3 yards on three punts vs. Illinois
- Saw two of his three punts downed inside the 10 at Purdue with four touchbacks on five kickoffs
- Was named the Big Ten Special Teams Player of the Week following an outstanding performance against Rutgers
- Averaged 50.2 yards on five punts with two punts longer than 60 yards, including a 69-yard punt that flipped the field and forced Rutgers to start its final drive on its own 11-yard line
- Also had a 30-yard completion on a successful fake punt on his first career pass attempt
- Had a 52-yard punt at Indiana while averaging 41.0 yards on three punts
- Averaged 40.8 yards on six punts at Ohio State and had two touchbacks on four kickoffs
- All three of his punts against UCLA went more than 50 yards - including a 64-yarder - as he averaged a career-high 55.7 yards per punt
- Also had three touchbacks on four kickoffs
- Averaged 46.0 yards on five punts at USC with three punts downed inside the 20-yard line
- Also had four touchbacks on five kickoffs
- Has 18 touchbacks on 30 kickoffs this season

GAME-BY-GAME

OPPONENT	NO.	AVG	I20	LONG
UTEP	2	48.5	1	53
Colorado	5	50.8	3	60
Northern Iowa	0	0.0	0	-
Illinois	3	50.3	0	53
@ Purdue	3	34.3	2	29
Rutgers	5	50.2	2	69
@ Indiana	3	41.0	0	52
@ Ohio St.	6	40.8	1	52
UCLA	3	55.7	1	64
@ USC	5	46.0	3	57
Wisconsin				
@ Iowa				

CAREER PUNTING STATS

YEAR	NO.	AVG	LG	TB	I20	50+	BLK
2019*							
							Redshirt
2020*	6	43.3	52	0	5	2	0
2021*	69	46.0	62	4	30	28	0
2022	68	44.0	74	6	14	16	0
2023	57	40.7	60	1	20	7	0
2024	35	46.3	69	0	13	13	0
TOTAL	235	44.1	74	11	82	66	0

*at FCS Montana (2020 played in spring of 2021)

KICKOFFS: 134 att., 57 touchbacks**CAREER HIGHS**

Punts	8 vs. Indiana (2022)
Average	55.7 vs. UCLA (2024)
Inside 20	5 vs. Louisiana Tech (2023)
50-Yard Punts	5 vs. Minnesota (2022)
Long Punt	74 vs. Wisconsin (2022)

NU SEASON RECORD WATCH**PUNTING AVERAGE**

RK.	PLAYER	YEAR	AVG.
1.	Sam Koch	2005	46.51
2.	Brian Buschini	2024	46.31
3.	Kyle Larson	2003	45.12
4.	Dan Hadenfeldt	1999	44.98
5.	Bill Lafleur	1998	44.94

NU CAREER RECORD WATCH**PUNTING AVERAGE**

RK.	PLAYER	YEARS	AVG.
1.	Dan Hadenfeldt	1997-2000	44.54
2.	Sam Koch	2002-05	44.04
3.	Kyle Larson	2001-03	43.67
4.	Brian Buschini	2022-pres.	43.35
5.	Brett Maher	2011-12	43.15

**JIMARI
BUTLER** **#10****6-5 | 245 | JR. | DL
MOBILE, ALA.****CAREER HONORS**

- Honorable-Mention All-Big Ten (2023)
- 3-Time Nebraska Scholar-Athlete Honor Roll

CAREER NOTES

- Played only one season of high school football - his senior year - after focusing on basketball beginning in the seventh grade

SEASON HIGHLIGHTS

- Was selected as one of 10 Huskers to earn a single-digit number as one of the team's "toughest" players before deciding to switch back to his old number (No. 10) prior to the Rutgers game
- Has started all nine games he has played and has 19 tackles, 6.5 TFLs, 2.0 sacks and one fumble recovery
- Ranks 2nd on the team in TFLs
- Had one tackle against UTEP
- Posted two tackles against Colorado with a fumble recovery, a two-yard sack and two quarterback hurries
- Missed the Northern Iowa game
- Returned with three tackles and a quarterback hurry against Illinois
- Recorded two solo tackles at Purdue, including a five-yard TFL
- Had a half tackle for loss against Rutgers
- Totaled five tackles at Ohio State with career highs of 3.0 TFLs and 1.0 sack
- Made two tackles against UCLA
- Had three tackles and a 3-yard TFL at USC

BUTLER GAME-BY-GAME

OPPONENT	UT-AT-TT	TFL-YD	SACK-YD
UTEP	1-0-1	0.0-0	0.0-0
Colorado	1-1-2	1.0-2	1.0-2
Northern Iowa	-Did Not Play-		
Illinois	1-2-3	0.0-0	0.0-0
@ Purdue	2-0-2	1.0-5	0.0-0
Rutgers	0-1-1	0.5-0	0.0-0
@ Indiana	0-0-0	0.0-0	0.0-0
@ Ohio St.	4-1-5	3.0-13	1.0-8
UCLA	0-2-2	0.0-0	0.0-0
@ USC	2-1-3	1.0-3	0.0-0
Wisconsin			
@ Iowa			

BUTLER'S CAREER TACKLE STATS

YEAR	G/S	UT	AT	TT	TFL-YD	SCK-YD
2020		Covid Season				
2021*	2/0	0	0	0	0.0-0	0.0-0
2022	12/0	5	4	9	1.5-1	0.0-0
2023	11/6	17	17	34	8.5-52	5.5-40
2024	9/9	11	8	19	6.5-23	2.0-10
TOTAL	34/15	33	29	62	16.5-76	7.5-50

*Redshirt season

CAREER MISCELLANEOUS STATS

YEAR	FF	FR	PBU	INT	QBH	BLK
2020	0	0	0	0	0	0
2021*	0	0	0	0	0	0
2022	0	0	1	0	0	0
2023	1	0	2	0	1	0
2024	0	1	0	0	5	0
TOTAL	1	1	3	0	6	0

*Redshirt season

CAREER HIGHS

Tackles	6 vs. Northwestern (2023)
TFLs	3.0 at Ohio St. (2024)
Sacks	1.0 six times
Breakups	1 three times



JEREMIAH CHARLES #25

6-0 | 170 | SO. | DB
FORT WORTH, TEXAS

CAREER NOTES

- Played only one season of high school football at Arlington Martin before joining Nebraska
- Is also a member of the Nebraska track and field team
- Finished 5th in the triple jump and 6th in the long jump at the 2024 Big Ten Indoor Championships
- Placed 6th in the triple jump at the 2024 Big Ten Outdoor Championships

SEASON HIGHLIGHTS

- Has played in every game with one start at cornerback
- Has totaled eight tackles and one pass breakup
- Made one tackle against UTEP
- Had one tackle against Colorado
- Recorded one solo tackle and his first career pass breakup against Northern Iowa
- Had one tackle at Purdue and Indiana
- Started the first game of his career against UCLA and posted a career-high two tackles
- Recorded one tackle at USC

GAME-BY-GAME

OPPONENT	UT-AT-TT	TFL-YD	PBU	INT
UTEP	0-1-1	0.0-0	0	0
Colorado	0-1-1	0.0-0	0	0
Northern Iowa	1-0-1	0.0-0	1	0
Illinois	0-0-0	0.0-0	0	0
@ Purdue	0-1-1	0.0-0	0	0
Rutgers	0-0-0	0.0-0	0	0
@ Indiana	0-1-1	0.0-0	0	0
@ Ohio St.	0-0-0	0.0-0	0	0
UCLA	1-1-2	0.0-0	0	0
@ USC	0-1-1	0.0-0	0	0
Wisconsin				
@ Iowa				

CAREER TACKLE STATS

YEAR	G/S	UT	AT	TT	TFL-YD	SCK-YD
2023*	2/0	0	0	0	0.0-0	0.0-0
2024	10/1	2	6	8	0.0-0	0.0-0
TOTAL	12/1	2	6	8	0.0-0	0.0-0

*redshirt

CAREER MISCELLANEOUS STATS

YEAR	FF	FR	PBU	INT	QBH	BLK
2023*	0	0	0	0	0	0
2024	0	0	1	0	0	0
TOTAL	0	0	1	0	0	0

*redshirt

CAREER HIGHS

Tackles	2 vs. UCLA
TFLs	none
Sacks	none
Breakups	1 vs. Colorado
Interceptions	none



TURNER CORCORAN #69

6-6 | 310 | SR. | OL
LAWRENCE, KAN.

CAREER HONORS

- Big Ten Distinguished Scholar (2024)
- 2-Time Academic All-Big Ten
- 6-Time Nebraska Scholar-Athlete Honor Roll

PERSONAL NOTES

- Earned his degree in criminal justice

CAREER NOTES

- Started the 2020 season finale at Rutgers at left tackle, becoming the first Husker true freshman to ever start a game at left tackle
- Became just the sixth true freshman offensive lineman to start a game in Nebraska history
- Played in three games total in 2020, becoming the 15th true freshman offensive lineman to play in a game in Nebraska history

SEASON HIGHLIGHTS

- Started the first four games at left tackle but has missed six straight games due to injury
- Returned from a 2023 season-ending injury to start at left tackle against UTEP
- Started against Illinois but suffered an injury in the first quarter and missed the rest of the game
- Missed the Purdue, Rutgers, Indiana, Ohio State, UCLA and USC games

CAREER STATS

- **Games:** 38
(3 in 2020; 12 in 2021; 12 in 2022; 7 in 2023; 4 in 2024)
- **Starts:** 35
(1 in 2020; 11 in 2021; 12 in 2022; 7 in 2023; 4 in 2024)



DANTE DOWDELL #23

6-2 | 225 | SO. | RB
PICAYUNE, MISS.

CAREER HONORS

- Nebraska Scholar-Athlete Honor Roll (Spring 2024)

CAREER NOTES

- Spent his freshman season at Oregon in 2023, rushing 17 times for 90 yards and one TD

CAREER SUPERLATIVES

- Games with 2+ TD runs: 2

SEASON HIGHLIGHTS

- Has played in every game with six starts
- Leads Nebraska with 120 carries, 523 rushing yards and eight touchdowns, all of which are career highs
- His eight rushing touchdowns are the most by a Husker running back since 2019
- Has led Nebraska in rushing in six of 10 games
- Has also set career highs with seven receptions and 21 receiving yards
- Had eight carries for 55 yards and one touchdown in his debut against UTEP, matching his then-career highs in carries, yards and TDs
- Set a then-career highs with 17 carries for a career-high 74 rushing yards and two rushing touchdowns against Colorado, leading the Huskers in each of those categories
- Led NU with six carries and 55 rushing yards against Northern Iowa, including a career-long 38-yard rush
- Had a career-high 20 carries for 72 yards against Illinois
- Also caught the first two catches of his career against Illinois, totaling 10 yards
- Started and had nine carries for 21 yards and one touchdown at Purdue
- Had 14 carries for 57 yards with a one-yard fourth-down touchdown run against Rutgers
- Started at Indiana and rushed seven times for 16 yards while adding a 4-yard catch
- Had 14 carries for 60 yards and one touchdown at Ohio State
- Gained a team-high 61 yards on 17 carries vs. UCLA and had one reception for six yards
- Rushed eight times for 52 yards at USC and added two catches

GAME-BY-GAME

OPPONENT	ATT.	YDS	TD	LONG
UTEP	8	55	1	12
Colorado	17	74	2	14
Northern Iowa	6	55	0	38
Illinois	20	72	0	14
@ Purdue	9	21	1	6
Rutgers	14	57	1	12
@ Indiana	7	16	0	9
@ Ohio St.	14	60	1	19
UCLA	17	61	2	14
@ USC	8	52	0	20
Wisconsin				
@ Iowa				

CAREER RUSHING STATS

YEAR	G/S	ATT.	NET	Y/A	Y/G	TD
2023*	6/0	17	90	5.3	15.0	1
2024	10/6	120	523	4.4	52.3	8
TOTAL	16/6	137	613	4.5	38.3	9

*at Oregon

RECEIVING: 7 rec., 21 yds, 0 TDs

CAREER HIGHS

Rushes	20 vs. Illinois (2024)
Rushing Yards	74 vs. Colorado (2024)
Rushing Touchdowns	2 twice
Long Rush	38 vs. UNI (2024)
Receptions	2 twice
Receiving Yards	10 vs. Illinois (2024)
Receiving Touchdowns	none
Long Reception	6 vs. Illinois (2024)



GABE ERVIN JR. #22

6-0 | 220 | JR. | RB
BUFORD, GA.

CAREER HONORS

- 2-Time Nebraska Scholar-Athlete Honor Roll

CAREER NOTES

- Started as a true freshman in 2021 before suffering a season-ending knee injury
- Started the 2021 season opener at Illinois, becoming the first Nebraska true freshman running back to start a season opener in the modern era

CAREER SUPERLATIVES

- Games with Multiple Rushing Touchdowns: 2

SEASON HIGHLIGHTS

- Has played in six games, rushing 13 times for 40 yards and two touchdowns
- Had six carries for 24 yards against UTEP and tied his career high with two touchdowns
- Carried twice for six yards against Colorado
- Had three carries for three yards against UNI
- Had one carry for four yards at Purdue
- Had a 2-yard carry at Indiana

GAME-BY-GAME

OPPONENT	ATT.	YDS	TD	LONG
UTEP	6	24	2	11
Colorado	2	6	0	5
Northern Iowa	3	3	0	4
Illinois	-	-	-	-
@ Purdue	1	4	0	4
Rutgers	0	0	0	-
@ Indiana	1	2	0	2
@ Ohio St.	-	-	-	-
UCLA	-	-	-	-
@ USC	0	0	0	-
Wisconsin				
@ Iowa				

CAREER RUSHING STATS

YEAR	G/S	ATT.	NET	Y/A	Y/G	TD
2021*	4/2	37	124	3.4	31.0	2
2022	8/0	20	94	4.7	11.8	0
2023	3/2	38	196	5.2	65.3	1
2024	7/0	13	39	3.0	5.6	2
TOTAL	22/4	108	453	4.2	20.6	5

*Redshirt season

RECEIVING: 5 rec., 34 yds, 0 TDs

CAREER HIGHS

Attempts	17 at Colorado (2023)
Yards	74 at Colorado (2023)
Touchdowns	2 twice
Long Rush	27 at Minnesota (2023)
Receptions	2 twice
Receiving Yards	20 vs. No. Illinois (2023)
Receiving Touchdowns	none
Long Reception	12 vs. No. Illinois (2023)

**JUSTIN
EVANS**

#51

6-1 | 315 | SO. | OL
EAST ORANGE, N.J.**CAREER HONORS**

- Academic All-Big Ten (2023)
- 2-Time Nebraska Scholar-Athlete Honor Roll

SEASON HIGHLIGHTS

- Has started every game at left guard

CAREER STATS

- **Games:** 22 (12 in 2023; 10 in 2024)
- **Starts:** 15 (5 in 2023; 10 in 2024)

**AIDAN
FLEGE**

#94

6-2 | 215 | JR. | LS
LINCOLN, NEB.**CAREER NOTES**

- Spent two seasons at Iowa Western CC in 2021 and 2022
- Was a student at Nebraska in 2023 but did not join the football team until prior to the 2024 season

SEASON HIGHLIGHTS

- Has played in eight games this season
- Has served as the primary long snapper on Nebraska's field goal and PAT units
- Handled all long-snapping duties for the Indiana, Ohio State, UCLA and USC games

CAREER STATS

- **Games:** 8 (8 in 2024)

**THOMAS
FIDONE II**

#24

6-6 | 255 | JR. | TE
COUNCIL BLUFFS, IOWA**CAREER HONORS**

- 2-Time Academic All-Big Ten
- 7-Time Nebraska Scholar-Athlete Honor Roll

2024 WATCH LISTS

- Mackey Award
- Senior Bowl

CAREER NOTES

- Has suffered two major knee injuries which limited his availability in his first two seasons at Nebraska after he was the nation's No. 1 tight end in the 2021 recruiting class
- Ranks 9th in among tight ends in Nebraska history with 55 career receptions

SEASON HIGHLIGHTS

- Has played in 10 games with nine starts and recorded career highs of 30 catches and 298 receiving yards
- Ranks 3rd on the team in receptions
- Has multiple receptions in nine of 10 games
- Had three catches against UTEP
- Made a 13-yard reception against Colorado
- Had two receptions for 13 yards against UNI
- Had 46 yards on two catches vs. Illinois, including tying his career-long reception (29 yards)
- Recorded three catches for 39 yards at Purdue
- Had three receptions for 15 yards vs. Rutgers
- Set career highs with six receptions and 91 receiving yards at Indiana
- Caught four passes for 55 yards at Ohio State with a career-long 33-yard reception
- Had four catches for 16 yards against UCLA
- Caught two passes for nine yards at USC

GAME-BY-GAME

OPPONENT	REC.	YDS	TD	LONG
UTEP	3	1	0	2
Colorado	1	13	0	13
Northern Iowa	2	13	0	7
Illinois	2	46	0	29
@ Purdue	3	39	0	20
Rutgers	3	15	0	7
@ Indiana	6	91	0	28
@ Ohio St.	4	55	0	33
UCLA	4	16	0	8
@ USC	2	9	0	9
Wisconsin				
@ Iowa				

CAREER RECEIVING STATS

YEAR	G/S	REC.	YDS	Y/R	Y/G	TD
2021*	1/0	0	0	0.0	0.0	0
2022	Did Not Play					
2023	12/8	25	260	10.4	21.7	4
2024	10/9	30	298	9.9	29.8	0
TOTAL	23/17	55	558	10.1	24.3	4

*Redshirt season

CAREER HIGHS

Receptions	6 at Indiana (2024)
Receiving Yards	91 at Indiana (2024)
Receiving Touchdowns	1 four times
Long Reception	33 at Ohio St. (2024)



ISAIAH
GARCIA-
CASTANEDA

#13

6-1 | 200 | SR. | WR
TWENTYNINE PALMS, CALIF.

CAREER HONORS

- Academic All-Big Ten (2023)
- 2-Time Nebraska Scholar-Athlete Honor Roll

PERSONAL NOTES

- Earned his degree in child, youth and family studies

CAREER NOTES

- New Mexico State transfer in his third year at NU
- Played in 12 games with six starts for the Aggies (2020-21), totaling 42 catches for 639 yards and four touchdowns

CAREER SUPERLATIVES

- 100-Yard Receiving Games: 2
- Games with 2+ TD Catches: 1

SEASON HIGHLIGHTS

- Has played in every game and leads Nebraska with 11 punt returns for 60 yards
- Returned the first three punts of his career against UTEP for 25 yards
- Had two punt returns for 16 yards vs. Colorado
- Returned three punts for nine yards at Purdue
- Had a 5-yard punt return at Indiana
- Had a 3-yard punt return at Ohio State

PUNT RETURN GAME-BY-GAME

OPPONENT	RET.	YDS	TD	LONG
UTEP	3	25	0	13
Colorado	2	16	0	12
Northern Iowa	1	2	0	2
Illinois	0	0	0	-
@ Purdue	3	9	0	8
Rutgers	0	0	0	-
@ Indiana	1	5	0	-
@ Ohio St.	1	3	0	3
UCLA	0	0	0	-
@ USC	0	0	0	-
Wisconsin				
@ Iowa				

CAREER RECEIVING STATS

YEAR	G/S	REC.	YDS	Y/R	Y/G	TD
2020*	2/0	5	61	12.2	30.5	0
2021*	10/6	37	578	15.6	57.8	4
2022	4/0	5	120	24.2	30.3	1
2023	1/0	1	7	7.0	7.0	0
2024	10/0	0	0	0.0	0.0	0
TOTAL	27/6	48	766	16.0	28.4	5

*at New Mexico State

Note: 2020 season played in the spring of 2021

PUNT RETURNS: 11 ret. 60 yds, 0 TDs

KICKOFF RETURNS: 3 ret. 42 yds, 0 TDs

RUSHING: 1 att., 6 yds, 0 TDs

PASSING: 1-for-2, 11 yards, 1 TD

CAREER HIGHS

Receptions 7 at San Jose St. (2021)*

Receiving Yards 120 vs. Northwestern (2022)

Receiving Touchdowns 2 at San Jose St. (2021)*

Long Reception 75 [TD] at New Mexico (2021)*

Punt Returns 3 twice

Punt Return Yards 25 vs. UTEP (2024)

Long Punt Return 13 vs. UTEP (2024)

*New Mexico State



MIKAI
GBAYOR

#42

6-2 | 230 | JR. | LB
IRVINGTON, N.J.

CAREER HONORS

- Academic All-Big Ten (2023)
- 4-Time Nebraska Scholar-Athlete Honor Roll

2024 FBS TOP-25 RANKING

- Fumbles Recovered: 8th (2)

SEASON HIGHLIGHTS

- Has played in every game with nine starts, missing a start against Northern Iowa due to a first-half targeting suspension
- Ranks 4th on the team with a career highs of 44 tackles and 5.5 tackles for loss while adding a career-high 1.0 sack
- Tied for the team lead and matched his career high with six tackles against Colorado
- Also added his first career pass breakup and a two-yard tackle for loss against the Buffs
- Played only the second half against Northern Iowa and recorded four tackles
- Returned to the starting lineup and tied his career high with six tackles against Illinois
- Tied for the team lead with five tackles at Purdue
- Totaled four tackles against Rutgers
- Had four tackles at Indiana, with a career-high 2.0 TFLs and a career-high 1.0 sack
- Recorded one tackle at Ohio State
- Had four tackles against UCLA including a 2-yard TFL
- Totaled five tackles at USC and had a fumble recovery to set up a Husker field goal

GBAYOR'S GAME-BY-GAME

OPPONENT	UT-AT-TT	TFL-YD	SACK-YD
UTEP	2-3-5	1.5-2	0.0-0
Colorado	3-3-6	1.0-2	0.0-0
Northern Iowa	0-4-4	0.0-0	0.0-0
Illinois	3-3-6	0.0-0	0.0-0
@ Purdue	2-3-5	0.0-0	0.0-0
Rutgers	1-3-4	0.0-0	0.0-0
@ Indiana	3-1-4	2.0-19	1.0-9
@ Ohio St.	0-1-1	0.0-0	0.0-0
UCLA	1-3-4	1.0-2	0.0-0
@ USC	3-2-5	0.0-0	0.0-0
Wisconsin			
@ Iowa			

GBAYOR CAREER TACKLE STATS

YEAR	G/S	UT	AT	TT	TFL-YD	SCK-YD
2021					Redshirt	
2022					Did Not Play	
2023	12/4	11	13	24	3.0-17	0.5-3
2024	10/9	18	26	44	5.5-16	1.0-9
TOTAL	22/13	29	39	68	8.5-33	1.5-12

GBAYOR MISCELLANEOUS STATS

YEAR	FF	FR	PBU	INT	QBH	BLK
2021						Redshirt
2022						Did Not Play
2023	0	0	0	0	1	0
2024	0	2	1	0	2	0
TOTAL	0	2	1	0	3	0

GBAYOR CAREER HIGHS

Tackles	6 three times
TFLs	2.0 at Indiana (2024)
Sacks	1.0 at Indiana (2024)
Breakups	1 vs. Colorado (2024)



**GUNNAR
GOTTULA** **#77**

**6-6 | 305 | R-FR. | OL
LINCOLN, NEB.**

CAREER HONORS

- 2-Time Nebraska Scholar-Athlete Honor Roll

PERSONAL NOTES

- His father, Ryan, is the head coach of Lincoln Southeast High School

SEASON HIGHLIGHTS

- Has played in eight games with the first six starts of his career, all at left tackle
- Made the first start of his career with a start at left tackle at Purdue
- Has started the past six games at left tackle

CAREER STATS

- **Games:** 12 (4 in 2023; 8 in 2024)
- **Starts:** 6 (6 in 2024)



**ISAAC
GIFFORD**

**6-1 | 205 | SR. | DB
LINCOLN, NEB.**

#2

CAREER HONORS

- Honorable-Mention All-Big Ten (2023)
- 3-Time Academic All-Big Ten
- 9-Time Nebraska Scholar-Athlete Honor Roll

2024 WATCH LIST

- Wuerffel Trophy

PERSONAL NOTES

- His brother Luke was a Husker linebacker (2014-18) who currently plays for the Tennessee Titans
- Earned his degree in management

CAREER SUPERLATIVES

- Double-Digit Tackle Games: 4

SEASON HIGHLIGHTS

- One of 10 Huskers to earn a single-digit number as one of the team's "toughest" players
- Has started every game at rover
- Leads the team with 59 tackles and has added 3.0 tackles for loss and one pass breakup
- Has led Nebraska in tackles in five of 10 games
- Had one tackle against UTEP
- Tied for the team lead with six tackles vs. Colorado
- Led Nebraska with 10 tackles against Northern Iowa, his fourth career game with double-digit tackles
- Added 1.5 TFLs against the Panthers
- Totaled five tackles against Illinois
- Made two tackles at Purdue
- Led Nebraska with eight tackles against Rutgers, including 1.5 TFLs
- Also broke up a pass against the Scarlet Knights
- Recorded a team-high eight tackles at Indiana, posting the 200th tackle of his career
- Became the 10th defensive back in program history to reach the 200-tackle milestone
- Totaled four tackles at Ohio State
- Led Nebraska with nine tackles against UCLA
- Recorded six tackles at USC

GAME-BY-GAME

OPPONENT	UT-AT-TT	TFL-YD	PBU	INT
UTEP	0-1-1	0.0-0	0	0
Colorado	2-4-6	0.0-0	0	0
Northern Iowa	4-6-10	1.5-2	0	0
Illinois	2-3-5	0.0-0	0	0
@ Purdue	0-2-2	0.0-0	0	0
Rutgers	4-4-8	1.5-4	1	0
@ Indiana	5-3-8	0.0-0	0	0
@ Ohio St.	1-3-4	0.0-0	0	0
UCLA	5-4-9	0.0-0	0	0
@ USC	3-3-6	0.0-0	0	0
Wisconsin				
@ Iowa				

CAREER TACKLE STATS

YEAR	G/S	UT	AT	TT	TFL-YD	SCK-YD
2020	8/0	2	2	4	0.0-0	0.0-0
2021	12/0	4	3	7	0.0-0	0.0-0
2022	12/10	43	27	70	5.0-18	1.0-7
2023	12/12	44	42	86	6.5-17	0.5-1
2024	10/10	26	33	59	3.0-6	0.0-0
TOTAL	54/32	119	107	226	14.5-41	1.5-8

CAREER MISCELLANEOUS STATS

YEAR	FF	FR	PBU	INT	QBH	BLK
2020	0	0	0	0	0	0
2021	0	0	1	0	0	0
2022	0	0	3	0	2	0
2023	0	0	8	1	0	0
2024	0	0	1	0	1	0
TOTAL	0	0	13	1	3	0

CAREER HIGHS

Tackles	11 twice
TFLs	2.0 twice
Sacks	1.0 vs. Illinois (2022)
Breakups	3 at Illinois (2023)
Interceptions	1 vs. La. Tech (2023)

NU CAREER RECORD WATCH TACKLES BY A DEFENSIVE BACK

RK.	PLAYER	YEARS	TOTAL
1.	Mike Brown	1996-99	287
2.	Nathan Gerry	2013-16	273
3.	Daniel Bullocks	2002-05	226
	Isaac Gifford	2020-pres.	226



HEINRICH HAABERGER #10

6-5 | 225 | JR. | QB
KEARNEY, NEB.

CAREER HONORS

- 2-Time Academic All-Big Ten
- 4-Time Nebraska Scholar-Athlete Honor Roll

PERSONAL NOTES

- His father, Rod, was a walk-on fullback at Nebraska in the early 1990s
- Earned his degree in finance

SEASON HIGHLIGHTS

- Has played in nine games, seeing action at quarterback, running back and as a receiver
- Has completed 10-of-17 passes for 101 yards while rushing 19 times for 84 yards and catching one pass for eight yards
- Saw action as the No. 2 quarterback against UTEP, completing all five of his passes for 35 yards while rushing for eight yards
- Completed 3-of-3 passes for 34 yards against Northern Iowa while also rushing three times for seven yards and catching an eight-yard pass
- Had two carries for 18 yards at quarterback on Nebraska's final drive at Purdue
- Was Nebraska's leading rusher at Indiana with 32 yards on five carries
- Replaced an injured Dylan Raiola in the 4th quarter against UCLA and completed 2-of-7 passes for 32 yards while rushing four times for eight yards
- Had two carries from the quarterback spot for 15 yards at USC

GAME-BY-GAME

OPPONENT	COMP-ATT	YDS	TD	INT
UTEP	5-5	35	0	0
Colorado	-Did Not Play-			
Northern Iowa	3-3	34	0	0
Illinois	0-0	0	0	0
@ Purdue	0-0	0	0	0
Rutgers	0-0	0	0	0
@ Indiana	0-2	0	0	0
@ Ohio St.	0-0	0	0	0
UCLA	2-7	32	0	1
@ USC	0-0	0	0	0
Wisconsin				
@ Iowa				

CAREER PASSING STATS

YEAR	G/S	CMP-ATT	PCT	YDS	TD	INT
2021		Redshirt				
2022		Did Not Play				
2023	10/8	77-157	49.0	967	7	7
2024	9/0	10-17	58.8	101	0	1
TOTAL	19/8	87-174	50.0	1,068	7	8

RECEIVING: 3 rec., 20 yds, 0 TDs

TOTAL OFFENSE: 313 att., 1,629 yds, 12 TDs

CAREER RUSHING STATS

YEAR	G/S	ATT.	NET	Y/A	Y/G	TD
2021		Redshirt				
2022		Did Not Play				
2023	10/8	120	477	4.0	47.7	5
2024	9/0	19	84	4.4	9.3	0
TOTAL	19/8	139	561	4.0	29.5	5

CAREER PASSING HIGHS

Attempts	28 at Michigan St. (2023)
Completions	14 twice
Yards	199 vs. Michigan (2023)
Touchdowns	2 twice
Long Pass	73 [TD] vs. Purdue (2023)

CAREER RUSHING HIGHS

Attempts	21 vs. Northern Illinois (2023)
Yards	157 vs. Louisiana Tech (2023)
Touchdowns	1 five times
Long Rush	72 [TD] vs. La. Tech (2023)



MALCOLM HARTZOG JR. #7

5-9 | 180 | JR. | DB
SILVER CREEK, MISS.

CAREER HONORS

- B1G Freshman of the Week (10/3/22)
- Academic All-Big Ten (2023)
- 2-Time Nebraska Scholar-Athlete Honor Roll

PERSONAL NOTES

- Was the first Mississippi native to sign with Nebraska out of high school since 2004

CAREER NOTES

- Switched from cornerback to safety this season

2024 FBS TOP-25 RANKING

- Interceptions Per Game: 7th (0.4)

SEASON HIGHLIGHTS

- One of 10 Huskers to earn a single-digit number as one of the team's "toughest" players
- Has started all nine games he's played with seven starts at safety and two starts at cornerback
- Has totaled 33 tackles
- Leads the team with a career-high four interceptions, the most by a Husker since 2015
- Has also added three pass breakups
- Tied for the team lead with five tackles vs. UTEP and had an interception
- Had three tackles and a breakup vs. Colorado
- Had two tackles and an interception against UNI
- Totaled four tackles against Illinois
- Recorded four tackles and one pass breakup at Purdue
- Finished with four tackles against Rutgers, including teaming with Ceyair Wright on a tackle for no gain on a fake field goal attempt
- Had three tackles at Indiana with one pass breakup and one interception, which he returned 26 yards
- Started at cornerback at Ohio State and had two solo tackles with one interception, which he returned 34 yards inside the OSU 10-yard line
- Missed the UCLA game with an injury
- Returned to start at corner at USC and tied his career high in tackles (6) and had one breakup

HARTZOG'S GAME-BY-GAME

OPPONENT	UT-AT-TT	TFL-YD	PBU	INT
UTEP	5-0-5	0.0-0	0	1
Colorado	2-1-3	0.0-0	1	0
Northern Iowa	0-2-2	0.0-0	0	1
Illinois	2-2-4	0.0-0	0	0
@ Purdue	4-0-4	0.0-0	1	0
Rutgers	3-1-4	0.0-0	0	0
@ Indiana	2-1-3	0.0-0	1	1
@ Ohio St.	2-0-2	0.0-0	0	1
UCLA	-Did Not Play-			
@ USC	5-1-6	0.0	1	0
Wisconsin				
@ Iowa				

HARTZOG'S CAREER TACKLE STATS

YEAR	G/S	UT	AT	TT	TFL-YD	SCK-YD
2022	12/8	12	10	22	1.0-2	0.0-0
2023	12/10	26	14	40	1.5-3	0.0-0
2024	9/9	25	8	33	0.0-0	0.0-0
TOTAL	33/27	63	32	95	2.5-5	0.0-0

CAREER MISCELLANEOUS STATS

YEAR	FF	FR	PBU	INT	QBH	BLK
2022	0	0	2	3	0	0
2023	0	0	6	0	0	0
2024	0	0	4	4	0	0
TOTAL	0	0	12	7	0	0

CAREER HIGHS

Tackles	6 twice
TFLs	1.0 twice
Sacks	none
Breakups	1 12 times
Interceptions	1 seven times
Punt Return TD	1 vs. Indiana [blocked] (2022)



**TOMMI
HILL**

#6

**6-0 | 205 | SR. | DB
ORLANDO, FLA.**

CAREER HONORS

- Honorable-Mention All-Big Ten (2023)
- Nebraska Scholar-Athlete Honor Roll (Spring 2023)

2024 WATCH LIST

- Senior Bowl

CAREER NOTES

- Spent his freshman year (2021) at Arizona State
- Started the first five games of Nebraska's 2022 season at cornerback before switching to wide receiver
- Switched back to defensive back in 2023

SEASON HIGHLIGHTS

- One of 10 Huskers to earn a single-digit number as one of the team's "toughest" players
- Has started played in seven games with five starts, missing three games due to injury
- Has recorded 21 tackles, one interception and one pass breakup
- Had one tackle against UTEP
- Made six tackles against Colorado and added a seven-yard interception return for a touchdown
- His pick-six was the first for Nebraska since the 2019 season
- Totaled five tackles against Northern Iowa
- Made two tackles against Illinois but suffered an injury in the first half and did not return
- Missed the Purdue and Rutgers games
- Returned to the starting lineup at Indiana and recorded two tackles
- Missed the Ohio State game
- Returned against UCLA and totaled three tackles with one pass breakup
- Had two tackles at USC, including a half TFL

GAME-BY-GAME

OPPONENT	UT-AT-TT	TFL-YD	PBU	INT
UTEP	0-1-1	0.0-0	0	0
Colorado	4-2-6	0.0-0	0	1
Northern Iowa	2-3-5	0.0-0	0	0
Illinois	2-0-2	0.0-0	0	0
@ Purdue	-Did Not Play-			
Rutgers	-Did Not Play-			
@ Indiana	1-1-2	0.0-0	0	0
@ Ohio St.	-Did Not Play-			
UCLA	0-3-3	0.0-0	1	0
@ USC	1-1-2	0.5-0	0	0
Wisconsin				
@ Iowa				

CAREER TACKLE STATS

YEAR	G/S	UT	AT	TT	TFL-YD	SCK-YD
2021*	11/1	7	2	9	0.0-0	0.0-0
2022	11/5	10	7	17	0.0-0	0.0-0
2023	12/8	17	9	26	0.5-0	0.0-0
2024	7/5	10	11	21	0.5-0	0.0-0
TOTAL	41/19	44	29	73	1.0-0	0.0-0

*redshirt season

Note: Played WR in final 6 games of 2022

KICKOFF RETURNS: 22 att., 444 yds, 0 TD

CAREER MISCELLANEOUS STATS

YEAR	FF	FR	PBU	INT	QBH	BLK
2021*	0	0	0	0	0	0
2022	0	0	4	0	0	0
2023	0	1	9	4	0	0
2024	0	0	1	1	0	0
TOTAL	0	1	14	5	0	0

*redshirt season

CAREER HIGHS

Tackles	8 vs. Georgia Southern (2022)
TFLs	0.5 twice
Sacks	none
Breakups	3 vs. Iowa (2023)
Interceptions	2 vs. Purdue (2023)



JOHN
HOHL

#90

6-0 | 180 | R-FR. | PK
LINCOLN, NEB.

CAREER HONORS

- Nebraska Scholar-Athlete Honor Roll (Spring 2024)

NEBRASKA RECORD

- Longest Road FG: 54 yards at Ohio St. (2024)

CAREER NOTES

- Transferred to Nebraska after spending one season and redshirting at Iowa Western in 2023
- His brother, Jacob, was a punter at Nebraska in 2022 and 2023

SEASON HIGHLIGHTS

- Has played in every game with six starts
- Has made five straight feild goals and is 6-of-10 on the year with five touchbacks on 17 kickoffs
- Posted two touchbacks on seven kickoffs against UTEP
- Kicked off three times against Northern Iowa with one touchback while the two returns gained a total of only 10 yards
- Also attempted and made the first extra point of his Husker career against UNI
- Started at place-kicker against Illinois and made his first career field goal
- Made his lone extra-point try at Indiana
- Went 3-for-3 on field goals at Ohio State with the three longest field goals of his career
- Set career highs in field goals and points against the Buckeyes
- Made a 54-yarder to tie for the longest field goal on the road in program history
- Made 29- and 30-yard field goals at USC

GAME-BY-GAME

OPPONENT	XP-ATT	FG-ATT	LG	BK	PTS
UTEP	0-0	0-0	-	-	0
Colorado	0-0	0-0	-	-	0
Northern Iowa	1-1	0-0	-	-	1
Illinois	3-3	1-2	21	0	6
@ Purdue	4-4	0-3	-	2	4
Rutgers	2-2	0-0	-	-	2
@ Indiana	1-1	0-0	-	-	1
@ Ohio St.	0-0	3-3	54	0	9
UCLA	2-3	0-0	-	-	2
@ USC	2-2	2-2	30		8
Wisconsin					
@ Iowa					

CAREER STATS

YEAR	G/S	PAT	FG	PCT.	PTS	LG
2024	10/7	15-16	6-10	60.0	33	54

KICKOFFS: 17 att., 5 touchbacks

CAREER HIGHS

Field Goal Attempts	3 twice
Field Goals Made	3 at Ohio St. (2024)
Long Field Goal	54 at Ohio St. (2024)
Points	10 at Ohio St. (2024)
PATs	4 at Purdue (2024)



NASH
HUTMACHER

#0

6-4 | 310 | SR. | DL
OACOMA, S.D.

CAREER HONORS

- Honorable-Mention All-Big Ten (2023)
- 3-Time Academic All-Big Ten
- 9-Time Nebraska Scholar-Athlete Honor Roll

2024 WATCH LISTS

- Bednarik Award
- Senior Bowl

PERSONAL NOTES

- Earned his degree in management

CAREER NOTES

- Wrestled for Nebraska in 2023-24, finishing sixth at the Big Ten Championships and qualifying for the NCAA Championships as a heavyweight
- Was a four-time state champion wrestler with a 166-0 record at Chamberlain High School
- Won each of his final 73 matches by pin, the second-longest pin streak in the history of high school wrestling

SEASON HIGHLIGHTS

- One of 10 Huskers to earn a single-digit number as one of the team's "toughest" players
- Has started every game and recorded 20 tackles, 4.0 TFLs and 2.0 sacks
- Had three tackles against UTEP, including a 1-yard tackle for loss
- Recorded three solo tackles against Colorado with an 11-yard sack
- Had four tackles against Illinois
- Recorded three tackles at Purdue
- Totaled three tackles against Rutgers, including a 4-yard sack
- Had one solo tackle at Ohio State
- Made one tackle against UCLA
- Finished with two solo tackles at USC, including a 3-yard tackle for loss

GAME-BY-GAME

OPPONENT	UT-AT-TT	TFL-YD	SACK-YD
UTEP	1-2-3	1.0-1	0.0-0
Colorado	3-0-3	1.0-11	1.0-11
Northern Iowa	0-0-0	0.0-0	0.0-0
Illinois	2-2-4	0.0-0	0.0-0
@ Purdue	2-1-3	0.0-0	0.0-0
Rutgers	2-1-3	1.0-4	1.0-4
@ Indiana	0-0-0	0.0-0	0.0-0
@ Ohio St.	1-0-1	0.0-0	0.0-0
UCLA	0-1-1	0.0-0	0.0-0
@ USC	2-0-2	1.0-3	0.0-0
Wisconsin			
@ Iowa			

CAREER TACKLE STATS

YEAR	G/S	UT	AT	TT	TFL-YD	SCK-YD
2020*	1/0	0	0	0	0.0-0	0.0-0
2021	11/0	0	0	0	0.0-0	0.0-0
2022	12/2	5	10	15	0.5-1	0.0-0
2023	12/12	14	26	40	8.0-37	4.5-30
2024	10/10	13	7	20	4.0-19	2.0-15
TOTAL	46/24	32	43	75	12.5-57	6.5-45

*redshirt season

CAREER MISCELLANEOUS STATS

YEAR	FF	FR	PBU	INT	QBH	BLK
2020*	0	0	0	0	0	0
2021	0	0	0	0	0	0
2022	0	0	0	0	0	0
2023	0	0	2	0	4	1
2024	0	0	0	0	1	0
TOTAL	0	0	2	0	5	1

*redshirt season

CAREER HIGHS

Tackles	7 vs. Northwestern (2023)
TFLs	2.5 twice
Sacks	2.5 vs. Northwestern (2023)
Breakups	1 twice
Blocked Field Goals	1 vs. Iowa (2023)

**ELIJAH
JEUDY**

#16

**6-3 | 285 | JR. | DL
PHILADELPHIA, PA.****CAREER HONORS**

- 2-Time Nebraska Scholar-Athlete Honor Roll

CAREER NOTES

- Spent two seasons at Texas A&M (2021-22), playing in three games and recording one tackle

SEASON HIGHLIGHTS

- Has played in every game, totaling six tackles and 1.5 tackles for loss
- Had a half TFL against UTEP
- Recorded a solo tackle against Northern Iowa
- Had one tackle at Purdue
- Tied his career high with two tackles and 1.0 tackle for loss against Rutgers
- Made one solo tackle against both Ohio State and UCLA
- Had his first career quarterback hurry at USC

GAME-BY-GAME

OPPONENT	UT-AT-TT	TFL-YD	SACK-YD
UTEP	0-1-1	0.5-2	0.0-0
Colorado	0-0-0	0.0-0	0.0-0
Northern Iowa	1-0-1	0.0-0	0.0-0
Illinois	0-0-0	0.0-0	0.0-0
@ Purdue	1-0-1	0.0-0	0.0-0
Rutgers	1-1-2	1.0-1	0.0-0
@ Indiana	0-0-0	0.0-0	0.0-0
@ Ohio St.	1-0-1	0.0-0	0.0-0
UCLA	1-0-1	0.0-0	0.0-0
@ USC	0-0-0	0.0-0	0.0-0
Wisconsin			
@ Iowa			

CAREER TACKLE STATS

YEAR	G/S	UT	AT	TT	TFL-YD	SCK-YD
2021 ^{^*}	1/0	0	1	1	0.0-0	0.0-0
2022 [^]	2/0	0	0	0	0.0-0	0.0-0
2023	11/0	4	4	8	1.0-3	0.0-0
2024	10/0	4	2	6	1.5-3	0.0-0
TOTAL	25/0	8	7	15	2.5-6	0.0-0

[^]at Texas A&M; *redshirt season**CAREER MISCELLANEOUS STATS**

YEAR	FF	FR	PBU	INT	QBH	BLK
2021 ^{^*}	0	0	0	0	0	0
2022 [^]	0	0	0	0	0	0
2023	0	0	0	0	0	1
2024	0	0	0	0	1	0
TOTAL	0	0	0	0	1	1

[^]at Texas A&M; *redshirt season**CAREER HIGHS**

Tackles	2 three times
TFLs	1.0 twice
Sacks	none
Breakups	none
Blocked Field Goal	1 vs. Purdue (2023)

**EMMETT
JOHNSON**

#21

**5-11 | 200 | SO. | RB
MINNEAPOLIS, MINN.****CAREER HONORS**

- Academic All-Big Ten (2023)
- 3-Time Nebraska Scholar-Athlete Honor Roll

SEASON HIGHLIGHTS

- Has played in every game with two starts
- Ranks 2nd on the team with 68 carries and 339 rushing yards
- Leads Nebraska's running backs with an average of 5.0 yards per carry
- Has also caught 23 passes for 152 yards and one touchdown, all of which are career highs
- 1 of 2 Huskers with both a rushing and receiving touchdown
- Had eight carries for 71 yards against UTEP, including a career-long 42-yard carry
- Also had a five-yard catch against the Miners
- Had one carry for three yards against Colorado
- Totaled 93 yards from scrimmage vs. UNI
- Had four carries for 50 yards, including a 36-yard touchdown run
- Added three catches for 43 yards
- Had eight carries for 50 yards at Purdue
- Also added three catches for 48 yards, setting career highs in both categories with a career-long 27-yard reception
- Started against Rutgers and had 14 carries for 33 yards with a seven-yard reception
- Rushed eight times for 24 yards at Indiana
- Also caught three passes for six yards and had two kickoff returns for 24 yards
- Rushed eight times for 30 yards at Ohio State and had a career-high four receptions
- Gained 23 yards on seven carries against UCLA with a seven-yard reception
- Started and led Nebraska with 10 carries and 55 yards at USC
- Also led NU with a career-high seven receptions against the Trojans, finishing with 36 receiving yards, including a 29-yard touchdown for his first career receiving touchdown

RUSHING GAME-BY-GAME

OPPONENT	ATT.	YDS	TD	LONG
UTEP	8	71	0	42
Colorado	1	3	0	3
Northern Iowa	4	50	1	36
Illinois	0	0	0	-
@ Purdue	8	50	0	16
Rutgers	14	33	0	9
@ Indiana	8	24	0	11
@ Ohio St.	8	30	0	14
UCLA	7	23	0	6
@ USC	10	55	0	13
Wisconsin				
@ Iowa				

RECEIVING GAME-BY-GAME

OPPONENT	REC.	YDS	TD	LONG
UTEP	1	5	0	5
Colorado	0	0	0	-
Northern Iowa	3	43	0	24
Illinois	0	0	0	-
@ Purdue	3	48	0	27
Rutgers	1	7	0	7
@ Indiana	3	6	0	3
@ Ohio St.	4	0	0	6
UCLA	1	7	0	7
@ USC	7	36	1	29
Wisconsin				
@ Iowa				

CAREER RUSHING STATS

YEAR	G/S	ATT.	NET	Y/A	Y/G	TD
2022*	4/0	0	0	0.0	0.0	0
2023	12/6	90	411	4.6	34.3	2
2024	10/2	68	339	5.0	3.4	1
TOTAL	26/8	158	750	4.7	28.8	3

*redshirt season

KICKOFF RETURNS: 3 ret., 39 yds, 0 TDs**CAREER RECEIVING STATS**

YEAR	G/S	ATT.	NET	Y/A	Y/G	TD
2022*	4/0	0	0	0.0	0.0	0
2023	12/6	7	46	6.6	3.8	0
2024	10/2	23	152	6.6	15.2	1
TOTAL	26/8	30	198	6.6	7.6	1

*redshirt season

CAREER HIGHS

Rushing Attempts	17 vs. Maryland (2023)
Rushing Yards	84 vs. Maryland (2023)
Rushing TDs	1 three times
Long Rush	42 vs. UTEP (2024)
Receptions	7 at USC (2024)
Receiving Yards	48 at Purdue (2024)
Receiving TDs	1 at USC (2024)
Long Reception	29 [TD] at USC (2024)



RAHMIR JOHNSON #14

5-10 | 200 | SR. | RB
HARLEM (NYC), N.Y.

CAREER HONORS

- 4-Time Nebraska Scholar-Athlete Honor Roll

PERSONAL NOTES

- Earned his degree in advertising and public relations

CAREER SUPERLATIVES

- Games with Multiple Rushing Touchdowns: 2
- 100-Yard Receiving Games: 1

SEASON HIGHLIGHTS

- Has played in eight games with two starts, missing two games due to injury
- Ranks 3rd on the team with 41 carries and 180 rushing yards
- Has also caught 19 passes for 165 yards and one touchdown, setting a career high in receptions
- Had 11 carries for 50 yards against UTEP
- Rushed nine times for 33 yards against Colorado and led Nebraska with eight catches and 49 receiving yards
- Totaled 82 yards from scrimmage against the Buffs and had an 18-yard touchdown reception
- Had four yards rushing and two catches for 28 yards against Northern Iowa
- Rushed four times for 17 yards against Illinois with two catches for 14 yards
- Had five carries for nine yards and a 15-yard reception at Purdue
- Rushed five times for 34 yards against Rutgers and had three catches for 40 yards
- Had two carries for six yards and three receptions for 19 yards at Indiana
- Missed the Ohio State game due to injury
- Returned against UCLA and rushed three times for 27 yards
- Missed the USC game due to injury

JOHNSON RUSHING GAME-BY-GAME

OPPONENT	ATT.	YDS	TD	LONG
UTEP	11	50	0	13
Colorado	9	33	0	11
Northern Iowa	2	4	0	2
Illinois	4	17	0	9
@ Purdue	5	9	0	6
Rutgers	5	34	0	18
@ Indiana	2	6	0	5
@ Ohio St.	-Did Not Play-			
UCLA	3	27	0	12
@ USC	-Did Not Play-			
Wisconsin				
@ Iowa				

JOHNSON RECEIVING GAME-BY-GAME

OPPONENT	REC.	YDS	TD	LONG
UTEP	0	0	0	-
Colorado	8	49	1	18
Northern Iowa	2	28	0	17
Illinois	2	14	0	11
@ Purdue	1	15	0	15
Rutgers	3	40	0	36
@ Indiana	3	19	0	9
@ Ohio St.	-Did Not Play-			
UCLA	0	0	0	-
@ USC	-Did Not Play-			
Wisconsin				
@ Iowa				

JOHNSON'S CAREER RUSHING STATS

YEAR	G/S	ATT.	NET	Y/A	Y/G	TD
2019*	4/0	21	64	3.0	16.3	1
2020	6/0	8	30	3.8	5.0	1
2021	10/7	112	495	4.4	49.5	4
2022	10/0	19	85	4.5	8.5	0
2023	3/1	12	65	5.4	21.7	0
2024	8/2	41	180	4.4	22.5	0
TOTAL	41/10	213	919	4.3	21.9	6

*redshirt season

KICKOFF RETURNS: 9 ret., 194 yds, 0 TD

JOHNSON'S CAREER RECEIVING STATS

YEAR	G/S	REC.	YDS	Y/R	Y/G	TD
2019*	4/0	1	12	12.0	3.0	0
2020	6/0	6	33	5.5	5.5	0
2021	10/7	16	197	12.3	19.7	2
2022	10/0	1	7	7.0	0.8	0
2023	3/1	3	9	3.0	3.0	0
2024	8/2	19	165	8.7	20.6	1
TOTAL	41/10	46	423	9.2	10.1	3

*redshirt season

JOHNSON'S CAREER HIGHS

Rushing Attempts	19 at Michigan St. (2021)
Rushing Yards	83 at Minnesota (2021)
Rushing TDs	2 twice
Long Rush	44 at Colorado (2023)
Receptions	8 vs. Colorado (2024)
Receiving Yards	105 vs. Michigan (2021)
Receiving Touchdowns	1 three times
Long Reception	43 vs. Michigan (2021)
Kickoff Returns	3 at Ohio St. (2020)
Kickoff Return Yards	63 at Minnesota (2023)
Long Kickoff Return	63 at Minnesota (2023)



CAMERON LENHARDT #11

6-3 | 260 | SO. | DL
STATEN ISLAND, N.Y.

CAREER HONORS

- Honorable-Mention Freshman All-American (2023)
- Nebraska Scholar-Athlete Honor Roll (Fall 2023)

CAREER NOTES

- First true freshman defensive lineman to start a Nebraska season opener in the modern era
- Just the 2nd true freshman defensive lineman to start a game for Nebraska in the modern era (Maliek Collins started the 2014 Gator Bowl at the end of his true freshman season)
- Started 4 games as a true freshman, more than all other true freshman defensive linemen at Nebraska combined in the modern era
- 1 of 9 true freshmen to start a season opener for Nebraska in the modern era (not counting punters and kickers)

SEASON HIGHLIGHTS

- Has played in every game with one start, recording 14 tackles, 2.5 TFLs and 0.5 sacks
- Had a half tackle for loss against UTEP
- Tied his career high with four tackles against Colorado and added 1.5 tackles for loss and a half sack
- Started and made three tackles against UNI
- Had one solo tackle against Illinois
- Made two tackles at Purdue
- Had a quarterback hurry vs. Rutgers
- Recorded one solo tackle at Ohio State
- Had one solo tackle at USC

LENHARDT'S GAME-BY-GAME

OPPONENT	UT-AT-TT	TFL-YD	SACK-YD
UTEP	0-1-1	0.5-1	0.0-0
Colorado	2-2-4	1.5-1	0.5-0
Northern Iowa	0-3-3	0.0-0	0.0-0
Illinois	1-0-1	0.0-0	0.0-0
@ Purdue	1-1-2	0.0-0	0.0-0
Rutgers	0-0-0	0.0-0	0.0-0
@ Indiana	0-0-0	0.0-0	0.0-0
@ Ohio St.	1-0-1	0.0-0	0.0-0
UCLA	0-0-0	0.0-0	0.0-0
@ USC	1-0-1	0.0-0	0.0-0
Wisconsin			
@ Iowa			

LENHARDT CAREER TACKLE STATS

YEAR	G/S	UT	AT	TT	TFL-YD	SCK-YD
2023	10/4	9	7	16	5.0-22	3.0-17
2024	10/1	6	7	13	2.0-5	0.5-0
TOTAL	20/5	15	14	29	7.0-27	3.5-17

LENHARDT MISCELLANEOUS STATS

YEAR	FF	FR	PBU	INT	QBH	BLK
2023	0	0	0	0	1	0
2024	0	0	0	0	2	0
TOTAL	0	0	0	0	3	0

LENHARDT CAREER HIGHS

Tackles	4 twice
TFLs	2.0 at Colorado (2023)
Sacks	2.0 at Colorado (2023)
Breakups	none



JAYLEN
LLOYD

#19

5-10 | 180 | SO. | WR
OMAHA, NEB.

PERSONAL NOTES

- His mother, Dalia (Ingram) Lloyd, was a nine-time All-American and seven-time Big 12 Conference champion in the long jump and triple jump

CAREER NOTES

- Averaged 39.5 yards per catch as a true freshman in 2024 with three touchdown catches of at least 58 yards
- Competed in track and field for Nebraska in 2024, finishing 5th at the Big Ten Indoor Championships in the long jump and 7th in the triple jump
- Finished 4th in the long jump at the 2024 Big Ten Outdoor Championships and 12th in the triple jump

SEASON HIGHLIGHTS

- Has played in every game with three starts
- Has a career-high 11 receptions for 240 yards
- Caught a 36-yard pass against Colorado
- Had a 59-yard reception against Northern Iowa
- Caught a 17-yard pass against Illinois
- Started and made a 25-yard catch at Purdue
- Had his first career multi-catch game with two catches for 44 yards against Rutgers, including a 30-yard catch for a first down on a fake punt
- Caught a career-high three passes for 36 yards at Indiana
- Had one catch at Ohio State
- Started and had one reception vs. UCLA
- Caught a 24-yard pass at USC

GAME-BY-GAME

OPPONENT	REC.	YDS	TD	LONG
UTEP	0	0	0	-
Colorado	1	36	0	36
Northern Iowa	1	59	0	59
Illinois	1	17	0	17
@ Purdue	1	25	0	25
Rutgers	2	44	0	30
@ Indiana	3	36	0	17
@ Ohio St.	1	-1	0	-1
UCLA	1	0	0	0
@ USC	1	24	0	24
Wisconsin				
@ Iowa				

CAREER RECEIVING STATS

YEAR	G/S	REC.	YDS	Y/R	Y/G	TD
2023	10/1	6	237	39.5	23.7	3
2024	10/3	11	240	21.8	24.0	0
TOTAL	20/4	17	477	28.1	23.9	3

RUSHING: 5 att., 12 yds, 0 TDs

CAREER HIGHS

Receptions	3 at Indiana (2024)
Receiving Yards	73 vs. Purdue (2023)
Receiving Touchdowns	1 three times
Long Reception	73 [TD] vs. Purdue (2023)
Rushing Attempts	1 five times
Rushing Yards	9 at Minnesota (2023)
Rushing Touchdowns	none
Long Rush	9 at Minnesota (2023)

**HENRY LUTOFSKY #59****6-6 | 320 | JR. | OL
CRAWFORDSVILLE, IOWA****CAREER HONORS**

- Academic All-Big Ten (2023)
- 5-Time Nebraska Scholar-Athlete Honor Roll

CAREER NOTES

- Played in two games in 2021, becoming the 17th true freshman offensive lineman to play in a game in Nebraska history

SEASON HIGHLIGHTS

- Has played in nine games with a career-high eight starts, all at right guard
- Started the past eight games at right guard

CAREER STATS

- **Games:** 35
(2 in 2021; 12 in 2022; 12 in 2023; 9 in 2024)
- **Starts:** 12 (2 in 2022; 2 in 2023; 8 in 2024)

**MICAH MAZZCCUA #56****6-5 | 325 | SR. | OL
PHILADELPHIA, PA.****2024 WATCH LIST**

- Senior Bowl

CAREER NOTES

- His brother, Maurice, is a senior running back for the Huskers

CAREER NOTES

- Played at Baylor and Florida before transferring to Nebraska
- Played in 20 games at Baylor in 2021 and 2022 with 10 starts
- Played and started 11 games at Florida in 2022

SEASON HIGHLIGHTS

- Has played in seven games with three starts
- Started the first two games at right guard
- Also started at Indiana when Nebraska opened with six offensive linemen
- Has also seen time as the No. 2 left tackle in addition to playing at right guard

CAREER STATS

- **Games:** 38 (9 in 2021*; 11 in 2022*; 11 in 2023^; 7 in 2024)
- **Starts:** 24 (10 in 2022*; 11 in 2023^; 3 in 2024)

*at Baylor; ^at Florida

**WILLIS McGAHEE IV #12****6-1 | 235 | FR. | LB
MIAMI, FLA.****CAREER HONORS**

- Nebraska Scholar-Athlete Honor Roll (Spring 2024)

SEASON HIGHLIGHTS

- Has played in nine games as a true freshman, totaling eight tackles including 1.0 sack
- Leads Nebraska with two forced fumbles
- Recorded two solo tackles in the season opener against UTEP
- Had an eight-yard strip sack against Colorado resulting in a Husker takeaway
- Had a quarterback hurry against Northern Iowa
- Totaled two tackles at Purdue
- Had two tackles at Ohio State, including a forced fumble on a play where he hit the quarterback in the backfield but the ball rolled forward to the line of scrimmage, negating the sack
- Recorded one solo tackle against UCLA

GAME-BY-GAME

OPPONENT	UT-AT-TT	TFL-YD	SACK-YD
UTEP	2-0-2	0.0-0	0.0-0
Colorado	1-0-1	1.0-8	1.0-8
Northern Iowa	0-0-0	0.0-0	0.0-0
Illinois	-Did Not Play-		
@ Purdue	0-2-2	0.0-0	0.0-0
Rutgers	0-0-0	0.0-0	0.0-0
@ Indiana	0-0-0	0.0-0	0.0-0
@ Ohio St.	1-1-2	0.0-0	0.0-0
UCLA	1-0-1	0.0-0	0.0-0
@ USC	0-0-0	0.0-0	0.0-0
Wisconsin			
@ Iowa			

CAREER TACKLE STATS

YEAR	G/S	UT	AT	TT	TFL-YD	SCK-YD
2024	9/0	5	3	8	1.0-8	1.0-8

CAREER MISCELLANEOUS STATS

YEAR	FF	FR	PBU	INT	QBH	BLK
2024	2	0	0	0	1	0

CAREER HIGHS

Tackles	2 twice
TFLs	1.0 vs. Colorado (2024)
Sacks	1.0 vs. Colorado (2024)
Breakups	none

**CARTER NELSON** #29**6-5 | 230 | FR. | WR
AINSWORTH, NEB.****CAREER NOTES**

- Was ranked as the No. 41 prospect in the country by On3
- In high school, was a state champion in the high jump and long jump

SEASON HIGHLIGHTS

- Has played in every game as a true freshman despite not joining the team until the summer
- Has caught eight passes for 75 yards and one touchdown
- Caught three passes for 21 yards in his debut against UTEP
- Set career highs with four receptions, 48 receiving yards and one touchdown against Northern Iowa
- Opened the scoring with a career-long 24-yard touchdown grab on NU's opening drive against UNI
- Made a six-yard catch at Purdue

GAME-BY-GAME

OPPONENT	REC.	YDS	TD	LONG
UTEP	3	21	0	14
Colorado	0	0	0	-
Northern Iowa	4	48	1	24
Illinois	0	0	0	-
@ Purdue	1	6	0	6
Rutgers	0	0	0	-
@ Indiana	0	0	0	-
@ Ohio St.	0	0	0	-
UCLA	0	0	0	-
@ USC	0	0	0	-
Wisconsin				
@ Iowa				

CAREER RECEIVING STATS

YEAR	G/S	REC.	YDS	Y/R	Y/G	TD
2024	10/0	8	75	9.4	7.5	1

RUSHING: 1 att., 0 yds, 0 TDs**CAREER HIGHS**

Receptions	4 vs. UNI (2024)
Receiving Yards	48 vs. UNI (2024)
Receiving Touchdowns	1 vs. UNI (2024)
Long Reception	29 [TD] vs. UNI (2024)

**ISAIAH NEYOR** #18**6-4 | 220 | SR. | WR
FORT WORTH, TEXAS****CAREER HONORS**

- **Second-Team All-Mountain West (2021 at Wyoming)**

2024 WATCH LISTS

- Earl Campbell Tyler Rose Award
- Senior Bowl

CAREER SUPERLATIVES

- 100-Yard Receiving Games: 4
- Games with 2+ TD catches: 4

SEASON HIGHLIGHTS

- Has played in every game with seven starts, catching 28 passes
- Leads NU with 426 receiving yards and five receiving touchdowns
- Caught six passes for 121 yards against UTEP, including a 59-yard touchdown
- Tied his career high with six catches while posting his fourth career 100-yard receiving game
- Made four catches for 31 yards vs. Colorado
- Had two catches for 35 yards against Northern Iowa, including an 18-yard touchdown
- Caught four passes for 90 yards against Illinois with a pair of touchdowns
- Also had a 13-yard rush against the Illini
- Had a 14-yard catch at Purdue
- Caught two passes for 13 yards at Indiana
- Had two receptions for 15 yards at Ohio State
- Led Nebraska with 89 receiving yards on four receptions against UCLA, including an 8-yard touchdown catch
- Had three receptions for 18 yards at USC

GAME-BY-GAME

OPPONENT	REC.	YDS	TD	LONG
UTEP	6	121	1	59
Colorado	4	31	0	16
Northern Iowa	2	35	1	18
Illinois	4	90	2	44
@ Purdue	1	14	0	14
Rutgers	0	0	0	-
@ Indiana	2	13	0	12
@ Ohio St.	2	15	0	8
UCLA	4	89	1	37
@ USC	3	18	0	7
Wisconsin				
@ Iowa				

CAREER RECEIVING STATS

YEAR	G/S	REC.	YDS	Y/R	Y/G	TD
2019*^	1/0	0	0	0.0	0.0	0
2020^	6/1	8	248	31.0	41.3	0
2021^	13/12	44	878	20.0	67.5	12
2022^	Did Not Play					
2023+	1/0	1	14	14.0	14.0	0
2024	10/7	28	426	15.2	42.6	5
TOTAL	31/20	81	1,566	19.3	50.5	17

*redshirt season; ^at Wyoming; +at Texas

RUSHING: 15 att., 87 yds, 1 TD**CAREER HIGHS**

Receptions	6 twice
Receiving Yards	126 at Boise St. (2021)*
Receiving Touchdowns	2 four times
Long Reception	74 [TD] at Boise St. (2021)*

*at Wyoming



DYLAN
RAIOLA

#15

6-3 | 230 | FR. | QB
BUFORD, GA.

CAREER HONORS

- Big Ten Freshman of the Week (Sept. 2)
- Shaun Alexander Freshman of the Year Semifinalist (2024)

2024 WATCH LIST

- Polynesian Player of the Year
- Shaun Alexander Freshman of the Year

PERSONAL NOTES

- His father, Dominic, was an All-America center at Nebraska who went on to play in 219 games with 203 starts over 14 seasons for the Detroit Lions
- His godfather is NFL quarterback Matthew Stafford

CAREER NOTES

- 1 of 2 true freshmen quarterbacks (along with Adrian Martinez in 2018) to start a season opener for Nebraska since World War II

SEASON HIGHLIGHTS

- Has started every game at quarterback
- Was one of three quarterbacks and 14 players named a semifinalist for the Shaun Alexander Freshman of the Year award
- Has completed 203-of-310 passes for 2,112 yards and 11 touchdowns
- Is completing 65.2 percent of his passes
- Ranks 4th among FBS freshmen in passing yards and completion percentage and 8th in touchdown passes
- Completed 19-of-27 passes for 238 yards and two touchdowns against UTEP while playing only three quarters
- Had a 59-yard touchdown pass and a 21-yard touchdown pass with two seconds remaining in the first half
- Led NU to five touchdowns in eight drives, including each of his final four drives
- Was honored as Big Ten Freshman of the Week
- Completed 23-of-30 passes for 185 yards and one touchdown against Colorado
- Completed 17-of-23 passes for a career-high 247 yards against Northern Iowa with two TDs
- Also added 13 rushing yards
- Led NU to points on five of his seven drives
- By completing 73.9 percent of his passes against UNI, became the first Husker quarterback since 1980 to have a 70 percent completion rate in three consecutive starts
- Set a career high with 297 passing yards and three touchdowns against Illinois, completing 24-of-35 passes
- Completed 17-of-27 passes and threw for 257 yards and one touchdown in the first road game of his career at Purdue
- Threw for 134 yards against Rutgers
- Attempted a career-high 44 passes at Indiana and threw for 234 yards

- Completed 21-of-32 passes for 152 yards at Ohio State while rushing for a career-high 31 yards, including a career-long 38-yard scramble
- Threw for 177 yards and one touchdown against UCLA, completing 14-of-27 passes before leaving the game with a 4th-quarter injury
- Completed 71 percent of his passes at USC (27-of-38) for 191 yards, including a 29-yard touchdown

PASSING GAME-BY-GAME

OPPONENT	COMP-ATT	YDS	TD	INT
UTEP	19-27	238	2	0
Colorado	23-30	185	1	0
Northern Iowa	17-23	247	2	1
Illinois	24-35	297	3	1
@ Purdue	17-27	257	1	0
Rutgers	13-27	134	0	1
@ Indiana	28-44	234	0	3
@ Ohio St.	21-32	152	0	1
UCLA	14-27	177	1	1
@ USC	27-38	191	1	2
Wisconsin				
@ Iowa				

TOTAL OFFENSE GAME-BY-GAME

OPPONENT	ATT.	PASS	RUSH	TOT.
UTEP	28	238	-6	232
Colorado	33	185	7	192
Northern Iowa	25	247	13	260
Illinois	42	297	-52	245
@ Purdue	28	257	-8	249
Rutgers	32	134	-32	102
@ Indiana	46	234	-11	223
@ Ohio St.	41	152	31	183
UCLA	32	177	-10	167
@ USC	43	191	-3	188
Wisconsin				
@ Iowa				

CAREER SUPERLATIVES

250-Yard Passing Games	2
300-Yard Total Offense Games	0
Games with 2+ TD Passes	3
Games with 3+ TD Passes	1
Games with 4+ TD Passes	0

CAREER PASSING STATS

YEAR	G/S	CMP-ATT	PCT	YDS	TD	INT
2024	10/10	203-310	65.5	2,112	11	10

CAREER PASSING HIGHS

Attempts	44 at Indiana (2024)
Completions	27 at USC (2024)
Yards	297 vs Illinois (2024)
Touchdowns	3 vs. Illinois (2024)
Long Pass	59 twice

CAREER RUSHING HIGHS

Attempts	9 at Ohio St. (2024)
Yards	31 at Ohio St. (2024)
Touchdowns	none
Long Rush	38 at Ohio St. (2024)

CAREER TOTAL OFFENSE HIGHS

Attempts	46 at Indiana (2024)
Yards	260 vs. Northern Iowa (2024)
Touchdowns	3 vs. Illinois (2024)

2024 FBS FRESHMAN RANKINGS

PASSING YARDS

RK.	PLAYER, SCHOOL	YDS
1.	Kadin Semonza, Ball St.	2,356
2.	Eli Holstein, Pittsburgh	2,177
3.	Gio Lopez, South Alabama	2,176
4.	Dylan Raiola, Nebraska	2,112

COMPLETION PERCENTAGE

RK.	PLAYER, SCHOOL	PCT.
1.	Evan Bullock, Louisiana Tech	67.5
2.	Kadin Semonza, Ball State	66.2
3.	Gio Lopez, South Alabama	66.0
4.	Dylan Raiola, Nebraska	65.5

PASSING TOUCHDOWNS

RK.	PLAYER, SCHOOL	TDs
1.	Kadin Semonza, Ball St.	20
2.	Eli Holstein, Pittsburgh	17
	Sam Leavitt, Arizona St.	17
4.	Gio Lopez, South Alabama	14
	LaNorris Sellers, South Carolina	14
5.	CJ Bailey, NC State	12
6.	Evan Bullock, Louisiana Tech	12
t-8.	Dylan Raiola, Nebraska	11



TY
ROBINSON

#9

6-6 | 310 | SR. | DL
GILBERT, ARIZ.

CAREER HONORS

- Honorable-Mention All-Big Ten (2023)
- 5-Time Nebraska Scholar-Athlete Honor Roll

NEBRASKA RECORDS

- Career Games Played: 56

2024 WATCH LIST

- Senior Bowl

PERSONAL NOTES

- Earned his degree in nutrition and health sciences

SEASON HIGHLIGHTS

- One of 10 Huskers to earn a single-digit number as one of the team's "toughest" players
- Has started every game and has recorded 25 tackles while leading NU with one blocked kick and one safety
- Also leads NU with 10.0 tackles for loss and 6.0 sacks while adding three pass breakups
- Started the 35th game of his career against UTEP and had 1.0 sack and 2.0 TFLs
- Had a 3-yard tackle for loss in the second quarter for a safety that marked Nebraska's first defensive safety since the 2009 season
- Added a five-yard sack in the third quarter
- Made two solo tackles with a nine-yard sack and a pass breakup against Colorado
- Also blocked a field goal against the Buffs, his second career blocked field goal
- Recorded two tackles against Northern Iowa with a pass breakup
- Totaled three tackles against Illinois
- Had two tackles with an eight-yard sack at Purdue
- Had three tackles against Rutgers, including 2.0 TFLs and a 9-yard sack
- Also broke up a pass against the Scarlet Knights
- Recorded two solo tackles at Indiana
- Had three tackles at Ohio State, including a one-yard tackle for loss
- Totaled four tackles vs. UCLA, including 2.0 TFLs and 1.0 sack
- Played in the 56th game of his career against UCLA, tying the school record for games played
- Had two tackles at USC, including a 10-yard strip sack that resulted in a takeaway that led to a Nebraska field goal

GAME-BY-GAME

OPPONENT	UT-AT-TT	TFL-YD	SACK-YD
UTEP	2-0-2	2.0-8	1.0-5
Colorado	2-0-2	1.0-9	1.0-9
Northern Iowa	0-2-2	0.0-0	0.0-0
Illinois	2-1-3	0.0-0	0.0-0
@ Purdue	1-1-2	1.0-8	1.0-8
Rutgers	2-1-3	2.0-10	1.0-9
@ Indiana	2-0-2	0.0-0	0.0-0
@ Ohio St.	1-2-3	1.0-1	0.0-0
UCLA	3-1-4	2.0-9	1.0-8
@ USC	2-0-2	1.0-10	1.0-10
Wisconsin			
@ Iowa			

CAREER TACKLE STATS

YEAR	G/S	UT	AT	TT	TFL-YD	SCK-YD
2019*	3/0	0	0	0	0-0	0.0-0
2020	8/7	5	12	17	2.0-3	0.0-0
2021	12/4	13	14	27	4.0-23	2.0-20
2022	12/12	14	10	24	4.0-17	2.0-14
2023	12/11	7	22	29	4.0-21	1.0-12
2024	10/10	17	8	25	10.0-55	6.0-49
TOTAL	57/44	56	66	122	24.0-119	11.0-95

*redshirt season

CAREER MISCELLANEOUS STATS

YEAR	FF	FR	PBU	INT	QBH	BLK
2019*	0	0	0	0	0	0
2020	0	0	0	0	2	0
2021	0	0	1	0	1	0
2022	0	0	1	0	0	0
2023	0	1	6	0	11	1
2024	1	0	3	0	3	1
TOTAL	1	1	11	0	17	2

*redshirt season

CAREER HIGHS

Tackles	7 vs. Maryland (2023)
TFLs	2.0 twice
Sacks	1.0 nine times
Breakups	2 twice
Blocked Field Goals	1 twice
Safety	1 vs. UTEP (2024)

NEBRASKA CAREER GAMES PLAYED

RK.	PLAYER, POS.	GAMES
1.	Ty Robinson, DL	57
	Bryce Benhart, OL	57
3.	Cam Meredith, DL	56
4.	P.J. Mangieri, LS	55



BEN
SCOTT

#66

6-5 | 310 | SR. | OL
HONOLULU, HAWAII

CAREER HONORS

- Honorable-Mention All-Big Ten (2023)
- 3-Time Nebraska Scholar-Athlete Honor Roll

2024 WATCH LISTS

- Rimington Trophy
- Senior Bowl

PERSONAL NOTES

- Earned his degree in biological sciences at Arizona State

CAREER NOTES

- First-year transfer who started 28 games at Arizona State from 2020-22
- Started 17 games at right tackle at ASU before his final 11 starts were at center

SEASON HIGHLIGHTS

- Has started every game at center
- Started against UTEP to mark his 40th career start
- Played in the 50th game of his career at USC

CAREER STATS

- **Games:** 50
(4 in 2020*; 13 in 2021*; 11 in 2022*; 12 in 2023; 10 in 2024)
- **Starts:** 49
(4 in 2020*; 13 in 2021*; 11 in 2022*; 11 in 2023; 10 in 2024)

*at Arizona State



VINCENT
SHAVERS JR. #1
6-1 | 225 | FR. | LB
MIAMI, FLA.

CAREER HONORS

- Nebraska Scholar-Athlete Honor Roll (Spring 2024)

SEASON HIGHLIGHTS

- Has played in every game with one start as a true freshman
- Has recorded 16 tackles with a half tackle for loss
- Recorded three tackles in the season opener against UTEP
- Made two solo tackles against Northern Iowa
- Had a solo tackle on kickoff coverage against Illinois
- Recorded one tackle at Purdue
- Had one tackle against Rutgers
- Made his first career start at Indiana and finished with two solo tackles
- Recorded two tackles against UCLA
- Totaled a career-high four tackles at USC with his first career tackle for loss

GAME-BY-GAME

OPPONENT	UT-AT-TT	TFL-YD	SACK-YD
UTEP	2-1-3	0.0-0	0.0-0
Colorado	0-0-0	0.0-0	0.0-0
Northern Iowa	2-0-2	0.0-0	0.0-0
Illinois	1-0-1	0.0-0	0.0-0
@ Purdue	0-1-1	0.0-0	0.0-0
Rutgers	0-1-1	0.0-0	0.0-0
@ Indiana	2-0-2	0.0-0	0.0-0
@ Ohio St.	0-0-0	0.0-0	0.0-0
UCLA	1-1-2	0.0-0	0.0-0
@ USC	0-4-4	0.5-1	0.0-0
Wisconsin			
@ Iowa			

CAREER TACKLE STATS

YEAR	G/S	UT	AT	TT	TFL-YD	SCK-YD
2024	10/1	8	8	16	0.5-1	0.0-0

CAREER MISCELLANEOUS STATS

YEAR	FF	FR	PBU	INT	QBH	BLK
2024	0	0	0	0	0	0

CAREER HIGHS

Tackles	4 at USC (2024)
TFLs	0.5 at USC (2024)
Sacks	none
Breakups	none



MJ
SHERMAN #48
6-3 | 245 | SR. | LB
BALTIMORE, MD.

CAREER HONORS

- Nebraska Scholar-Athlete Honor Roll (Spring 2023)

PERSONAL NOTES

- Earned his degree in child, youth and family studies

CAREER NOTES

- Transfer who played in 39 games at Georgia, recording 15 tackles, 1.0 TFL and 0.5 sacks
- Played in every game of Georgia's 2021 & 2022 national championship seasons

SEASON HIGHLIGHTS

- Has played in every game with nine starts and totaled career highs of 21 tackles, 4.5 tackles for loss and 3.5 sacks
- Recorded a pair of solo tackles vs. UTEP
- Had a five-yard sack against Colorado and was also credited with three quarterback hurries
- Made one tackle and had a quarterback hurry against Northern Iowa
- Had a career-high six tackles against Illinois
- Recorded three tackles at Purdue and set career highs with 1.5 TFLs and 1.5 sacks
- Made one solo tackle against Rutgers
- Had three solo tackles at Ohio State with 2.0 TFLs and 1.0 sack
- Recorded one solo tackle against UCLA
- Made three tackles at USC

GAME-BY-GAME

OPPONENT	UT-AT-TT	TFL-YD	SACK-YD
UTEP	2-0-2	0.0-0	0.0-0
Colorado	1-0-1	1.0-5	1.0-5
Northern Iowa	0-1-1	0.0-0	0.0-0
Illinois	2-4-6	0.0-0	0.0-0
@ Purdue	2-1-3	1.5-14	1.5-14
Rutgers	1-0-1	0.0-0	0.0-0
@ Indiana	0-0-0	0.0-0	0.0-0
@ Ohio St.	3-0-3	2.0-3	1.0-2
UCLA	1-0-1	0.0-0	0.0-0
@ USC	1-2-3	0.0-0	0.0-0
Wisconsin			
@ Iowa			

CAREER TACKLE STATS

YEAR	G/S	UT	AT	TT	TFL-YD	SCK-YD
2020*	9/0	2	0	2	0.0-0	0.0-0
2021*	15/0	1	6	7	0.5-3	0.0-0
2022*	15/0	4	1	5	0.5-5	0.5-5
2023	12/5	7	9	16	1.5-14	1.5-14
2024	10/9	13	8	21	4.5-22	3.5-21
TOTAL	61/14	27	24	51	7.0-44	5.5-40

*at Georgia

CAREER MISCELLANEOUS STATS

YEAR	FF	FR	PBU	INT	QBH	BLK
2020*	0	0	0	0	0	0
2021*	0	0	0	0	0	0
2022*	0	0	0	0	0	0
2023	0	0	0	0	1	0
2024	0	0	0	0	4	0
TOTAL	0	0	0	0	5	0

*at Georgia

CAREER HIGHS

Tackles	6 vs. Illinois (2024)
TFLs	2.0 at Ohio St. (2024)
Sacks	1.5 at Purdue (2024)
Breakups	none

**DESHON
SINGLETON**

#8

**6-3 | 210 | SR. | DB
AMITE, LA.****CAREER HONORS**

- 2-Time Nebraska Scholar-Athlete Honor Roll

2024 WATCH LIST

- Senior Bowl

CAREER NOTES

- In his third season at Nebraska after spending the 2021 season at Hutchinson (Kan.) CC

CAREER SUPERLATIVES

- Double-Digit Tackle Games: 1

SEASON HIGHLIGHTS

- One of 10 Huskers to earn a single-digit number as one of the team's "toughest" players
- Has started every game and has recorded 56 tackles with 1.0 tackle for loss and two breakups
- Has set career highs in tackles and pass breakups
- Ranks 2nd on the team in tackles
- Returned from a season-ending injury in 2023 to start the season opener against UTEP and record two tackles
- Tied for the team lead with six tackles against Colorado
- Added six more tackles against Northern Iowa
- Had six tackles for the third straight game against Illinois and recovered a fumble that set up a Husker touchdown
- Totaled four tackles at Purdue
- Had five tackles and a pass breakup vs. Rutgers
- Recorded three solo tackles at Indiana
- Led Nebraska with a career-high 10 tackles at Ohio State while adding one pass breakup
- Totaled eight solo tackles against UCLA
- Had six tackles at USC

GAME-BY-GAME

OPPONENT	UT-AT-TT	TFL-YD	PBU	INT
UTEP	1-1-2	0.0-0	0	0
Colorado	5-1-6	0.0-0	0	0
Northern Iowa	2-4-6	0.0-0	0	0
Illinois	3-3-6	0.0-0	0	0
@ Purdue	3-1-4	0.0-0	0	0
Rutgers	4-1-5	1.0-1	1	0
@ Indiana	3-0-3	0.0-0	0	0
@ Ohio St.	6-4-10	0.0-0	1	0
UCLA	8-0-8	0.0-0	0	0
@ USC	4-2-6	0.0-0	0	0
Wisconsin				
@ Iowa				

CAREER TACKLE STATS

YEAR	G/S	UT	AT	TT	TFL-YD	SCK-YD
2022	12/0	1	2	3	0.0-0	0.0-0
2023	5/5	8	11	19	2.5-3	0.0-0
2024	10/10	39	17	56	1.0-1	0.0-0
TOTAL	27/15	48	30	78	3.5-4	0.0-0

CAREER MISCELLANEOUS STATS

YEAR	FF	FR	PBU	INT	QBH	BLK
2022	0	0	0	0	0	0
2023	0	0	1	0	0	0
2024	0	1	2	0	0	0
TOTAL	0	1	3	0	0	0

CAREER HIGHS

Tackles	10 at Ohio St. (2024)
TFLs	1.5 vs. Louisiana Tech (2023)
Sacks	none
Breakups	1 three times

**STEFON
THOMPSON** #56**6-1 | 240 | JR. | LB
LONG ISLAND, N.Y.****CAREER HONORS**

- Nebraska Scholar-Athlete Honor Roll (Spring 2024)

CAREER NOTES

- Earned his degree in nutrition and health sciences

CAREER SUPERLATIVES

- Double-Digit Tackle Games: 1

SEASON HIGHLIGHTS

- Has played in eight games, totaling 23 tackles and a career-high two pass breakups
- Made two tackles and recorded his first career pass breakup in his Husker debut vs. UTEP
- Totaled six tackles in a start vs. Northern Iowa
- Had five tackles against Illinois
- Missed the Purdue game
- Returned against Rutgers and had one tackle
- Had three tackles at Indiana
- Recorded two tackles at Ohio State
- Had two tackles and a pass breakup vs. UCLA
- Totaled two tackles at USC

GAME-BY-GAME

OPPONENT	UT-AT-TT	TFL-YD	SACK-YD
UTEP	1-1-2	0.0-0	0.0-0
Colorado	0-0-0	0.0-0	0.0-0
Northern Iowa	0-6-6	0.0-0	0.0-0
Illinois	1-4-5	0.0-0	0.0-0
@ Purdue	-Did Not Play-		
Rutgers	1-0-1	0.0-0	0.0-0
@ Indiana	0-3-3	0.0-0	0.0-0
@ Ohio St.	0-2-2	0.0-0	0.0-0
UCLA	0-2-2	0.0-0	0.0-0
@ USC	1-1-2	0.0-0	0.0-0
Wisconsin			
@ Iowa			

THOMPSON'S CAREER TACKLE STATS

YEAR	G/S	UT	AT	TT	TFL-YD	SCK-YD
2020*	10/7	25	12	37	7.5-31	3.0-18
2021*	12/12	48	31	79	8.0-40	6.0-34
2022*	1/1	1	2	3	0.5-2	0.0-0
2023*	13/1	27	26	53	4.0-22	1.5-15
2024	9/1	4	19	23	0.0-0	0.0-0
TOTAL	45/22	105	90	195	20.0-95	10.5-67

*at Syracuse

THOMPSON'S MISCELLANEOUS STATS

YEAR	FF	FR	PBU	INT	QBH	BLK
2020*	1	0	0	0	2	0
2021*	2	0	0	0	5	0
2022*	0	0	0	0	1	0
2023*	1	0	0	0	3	0
2024	0	0	2	0	0	0
TOTAL	4	0	2	0	11	0

*at Syracuse

THOMPSON'S CAREER HIGHS

Tackles	10 vs. Pittsburgh (2021)*
TFLs	4.0 at Louisville (2020)*
Sacks	2.0 vs. Albany (2021)*
Breakups	1 twice

*at Syracuse



PRINCEWILL
UMANMILEN #18

6-5 | 245 | SO. | LB
AUSTIN, TEXAS

CAREER HONORS

- Second-Team Freshman All-American (2023)
- 2-Time Nebraska Scholar-Athlete Honor Roll

PERSONAL NOTES

- Has a brother, Princely, who is a defensive lineman at Ole Miss, and a brother, Prince, who was a defensive lineman at Tarleton State

SEASON HIGHLIGHTS

- Has played in every game and recorded 10 tackles, 2.5 TFLs and 0.5 sacks
- Recorded two tackles with a half tackle for loss in the season opener against UTEP
- Had a half sack for a five-yard loss against Colorado
- Had two solo tackles against Illinois
- Had a seven-yard tackle for loss at Purdue
- Recorded two tackles against Rutgers with his first career pass breakup
- Had a half TFL at Indiana
- Recorded one tackle against UCLA

GAME-BY-GAME

OPPONENT	UT-AT-TT	TFL-YD	SACK-YD
UTEP	1-1-2	0.5-1	0.0-0
Colorado	0-1-1	0.5-6	0.5-6
Northern Iowa	0-0-0	0.0-0	0.0-0
Illinois	2-0-2	0.0-0	0.0-0
@ Purdue	1-0-1	1.0-7	0.0-0
Rutgers	1-1-2	0.0-0	0.0-0
@ Indiana	0-1-1	0.5-1	0.0-0
@ Ohio St.	0-0-0	0.0-0	0.0-0
UCLA	0-1-1	0.0-0	0.0-0
@ USC	0-0-0	0.0-0	0.0-0
Wisconsin			
@ Iowa			

CAREER TACKLE STATS

YEAR	G/S	UT	AT	TT	TFL-YD	SCK-YD
2023	11/1	10	12	22	4.5-12	1.0-5
2024	10/0	5	5	10	2.5-12	0.5-3
TOTAL	21/1	15	17	32	7.0-24	1.5-8

CAREER MISCELLANEOUS STATS

YEAR	FF	FR	PBU	INT	QBH	BLK
2023	0	0	0	0	4	0
2024	0	0	1	0	2	0
TOTAL	0	0	1	0	6	0

CAREER HIGHS

Tackles	7 vs. Northwestern (2023)
TFLs	2.0 vs. Northwestern (2023)
Sacks	1.0 vs. Northwestern (2023)
Breakups	1 vs. Rutgers (2024)



KAI
WALLIN #93

6-5 | 250 | SO. | DL
SACRAMENTO, CALIF.

CAREER HONORS

- 2-Time Nebraska Scholar-Athlete Honor Roll

CAREER NOTES

- Spent one season at American River Community College in 2022 before joining Nebraska

SEASON HIGHLIGHTS

- Has played in every game and totaled four tackles with 0.5 tackles for loss and a half sack
- Set a career high with two tackles against Northern Iowa
- Had a half sack at Purdue for his first career sack and TFL
- Recorded one tackle at Indiana

GAME-BY-GAME

OPPONENT	UT-AT-TT	TFL-YD	SACK-YD
UTEP	0-0-0	0.0-0	0.0-0
Colorado	0-0-0	0.0-0	0.0-0
Northern Iowa	0-2-2	0.0-0	0.0-0
Illinois	0-0-0	0.0-0	0.0-0
@ Purdue	0-1-1	0.5-6	0.5-6
Rutgers	0-0-0	0.0-0	0.0-0
@ Indiana	0-1-1	0.0-0	0.0-0
@ Ohio St.	0-0-0	0.0-0	0.0-0
UCLA	0-0-0	0.0-0	0.0-0
@ USC	0-0-0	0.0-0	0.0-0
Wisconsin			
@ Iowa			

CAREER TACKLE STATS

YEAR	G/S	UT	AT	TT	TFL-YD	SCK-YD
2023*	4/0	1	0	1	0.0-0	0.0-0
2024	10/0	0	4	4	0.5-6	0.5-6
TOTAL	14/0	1	4	5	0.5-6	0.5-6

*redshirt season

CAREER MISCELLANEOUS STATS

YEAR	FF	FR	PBU	INT	QBH	BLK
2023*	0	0	0	0	0	0
2024	0	0	0	0	0	0
TOTAL	0	0	0	0	0	0

*redshirt season

CAREER HIGHS

Tackles	2 vs. Northern Iowa (2024)
TFLs	0.5 at Purdue (2024)
Sacks	0.5 at Purdue (2024)
Breakups	none

**JAMES WILLIAMS #90****6-6 | 250 | SO. | DL
PARKVILLE, MO.****CAREER NOTES**

- Spent one season at Iowa Western Community College before transferring to Nebraska

SEASON HIGHLIGHTS

- Has played in every game and totaled 13 tackles with 4.5 tackles for loss and 4.0 sacks
- Ranks 2nd on the team with 4.0 sacks and ranks 5th with 4.5 TFLs
- Tied his then-career high with two tackles vs. Northern Iowa
- Had a career-high 2.0 sacks at Purdue
- Added 2.0 more sacks the next week against Rutgers
- Finished with a career-high five tackles vs. Rutgers with two quarterback hurries
- Recorded a half TFL at Indiana
- Had two tackles at USC

GAME-BY-GAME

OPPONENT	UT-AT-TT	TFL-YD	SACK-YD
UTEP	0-0-0	0.0-0	0.0-0
Colorado	0-0-0	0.0-0	0.0-0
Northern Iowa	1-1-2	0.0-0	0.0-0
Illinois	0-1-1	0.0-0	0.0-0
@ Purdue	2-0-2	2.0-7	2.0-7
Rutgers	4-1-5	2.0-16	2.0-16
@ Indiana	0-1-1	0.5-2	0.0-0
@ Ohio St.	0-0-0	0.0-0	0.0-0
UCLA	0-0-0	0.0-0	0.0-0
@ USC	1-1-2	0.0-0	0.0-0
Wisconsin			
@ Iowa			

CAREER TACKLE STATS

YEAR	G/S	UT	AT	TT	TFL-YD	SCK-YD
2023*	4/0	3	1	4	2.0-12	2.0-12
2024	10/0	8	5	13	4.5-25	4.0-23
TOTAL	14/0	11	6	17	6.5-47	6.0-45

*redshirt season

CAREER MISCELLANEOUS STATS

YEAR	FF	FR	PBU	INT	QBH	BLK
2023*	0	0	0	0	1	0
2024	0	0	0	0	4	0
TOTAL	0	0	0	0	5	0

*redshirt season

CAREER HIGHS

Tackles	5 vs. Rutgers (2024)
TFLs	2.0 twice
Sacks	2.0 twice
Breakups	none

**CEYAIR WRIGHT #15****6-0 | 185 | JR. | DB
LOS ANGELES, CALIF.****PESONAL NOTES**

- Is also an actor, having starred in such movies and TV shows as Space Jam: A New Legacy, Training Day 2, Broke Girls and Grown-ish

CAREER NOTES

- Spent three seasons USC before transferring to Nebraska
- Played in 22 games with 15 starts at USC, totaling 40 tackles, six pass breakups and one interception

SEASON HIGHLIGHTS

- Has played in every game with four starts
- Has totaled 32 tackles, 1.0 TFL, 1.0 sack, two interceptions, five pass breakups and one forced fumble, all of which are career highs
- Tied for the team lead in pass breakups
- Made a solo tackle against Colorado
- Saw extensive action following an injury to Tommi Hill against Illinois
- Recorded six tackles with a five-yard strip sack that resulted in a Husker takeaway
- Made his first start as a Husker at Purdue, tying for the team lead with five tackles and adding two pass breakups, setting a career high in breakups
- Started again vs. Rutgers and had four tackles, including teaming with Malcolm Hartzog Jr. on a tackle for no gain on a fake field goal attempt
- Also had an interception and two pass breakups against the Scarlet Knights
- Had six solo tackles and one pass breakup at Indiana, tying his career high in tackles
- Recorded three solo tackles at Ohio State
- Finished with three tackles against UCLA
- Had a big homecoming at USC
- Recorded four solo tackles and had a 45-yard interception return for a touchdown
- Also blocked a field goal for his first career blocked kick

GAME-BY-GAME

OPPONENT	UT-AT-TT	TFL-YD	PBU	INT
UTEP	0-0-0	0.0-0	0	0
Colorado	1-0-1	0.0-0	0	0
Northern Iowa	0-0-0	0.0-0	0	0
Illinois	4-2-6	1.0-5	0	0
@ Purdue	5-0-5	0.0-0	2	0
Rutgers	2-2-4	0.0-0	2	1
@ Indiana	6-0-6	0.0-0	1	0
@ Ohio St.	3-0-3	0.0-0	0	0
UCLA	2-1-3	0.0-0	0	0
@ USC	4-0-4	0.0-0	0	1
Wisconsin				
@ Iowa				

CAREER TACKLE STATS

YEAR	G/S	UT	AT	TT	TFL-YD	SCK-YD
2021^*	1/0	1	1	2	0.0-0	0.0-0
2022^	14/11	21	7	28	0.0-0	0.0-0
2023^	7/4	8	3	11	1.0-1	0.0-0
2024	10/5	27	5	32	1.0-5	1.0-5
TOTAL	32/20	57	16	73	2.0-6	1.0-5

^at USC; *redshirt season

CAREER MISCELLANEOUS STATS

YEAR	FF	FR	PBU	INT	QBH	BLK
2021^*	0	0	0	0	0	0
2022^	0	0	2	1	0	0
2023^	0	0	3	0	0	0
2024	1	0	5	2	1	1
TOTAL	1	0	10	3	1	1

^at USC; *redshirt season

CAREER HIGHS

Tackles	6 twice
TFLs	1.0 twice
Sacks	1.0 vs. Illinois (2024)
Breakups	2 twice
Interceptions	1 three times
Interception Return for TD	1 at USC (2024)
Blocked Field Goals	1 at USC (2024)



**JAVIN
WRIGHT** **#33**
6-5 | 230 | SR. | LB
CHANDLER, ARIZ.

PERSONAL NOTES

- His father Toby was a two-year letterwinner for Nebraska (1992-93) before playing six seasons in the NFL
- Earned his degree in sports media and communication

SEASON HIGHLIGHTS

- Missed the first four games of the season while dealing with blood clots and other health issues
- Has returned to play in six games and made 19 tackles with 1.0 tackle for loss
- Made his season debut with three tackles at Purdue
- Recorded four tackles against Rutgers
- Also had four tackles at Indiana
- Had a 7-yard tackle for loss at Ohio State
- Made four tackles against UCLA
- Recorded three tackles at USC

GAME-BY-GAME			
OPPONENT	UT-AT-TT	TFL-YD	SACK-YD
UTEP	-	Did Not Play-	
Colorado	-	Did Not Play-	
Northern Iowa	-	Did Not Play-	
Illinois	-	Did Not Play-	
@ Purdue	1-2-3	0.0-0	0.0-0
Rutgers	2-2-4	0.0-0	0.0-0
@ Indiana	3-1-4	0.0-0	0.0-0
@ Ohio St.	1-0-1	1.0-7	0.0-0
UCLA	2-2-4	0.0-0	0.0-0
@ USC	2-1-3	0.0-0	0.0-0
Wisconsin			
@ Iowa			

CAREER TACKLE STATS						
YEAR	G/S	UT	AT	TT	TFL-YD	SCK-YD
2019*	1/0	0	0	0	0.0-0	0.0-0
2020		Did Not Play				
2021	2/0	0	1	1	0.0-0	0.0-0
2022	10/1	4	4	8	0.0-0	0.0-0
2023	12/1	20	31	51	1.5-2	0.5-1
2024	6/0	11	8	19	1.0-7	0.0-0
TOTAL	31/2	35	44	79	2.5-9	0.5-1

*redshirt season

CAREER MISCELLANEOUS STATS						
YEAR	FF	FR	PBU	INT	QBH	BLK
2019*	0	0	0	0	0	0
2020		Did Not Play				
2021	0	0	0	0	0	0
2022	0	0	0	0	0	1
2023	1	0	2	2	0	0
2024	0	0	0	0	0	0
TOTAL	1	0	2	2	0	1

*redshirt season

CAREER HIGHS	
Tackles	8 vs. Maryland (2023)
TFLs	1.0 at Ohio St. (2024)
Sacks	0.5 vs. Iowa (2023)
Breakups	1 twice
Interceptions	1 twice
Blocked Punts	1 vs. North Dakota (2022)



2024 NEBRASKA SCHEDULE AND RESULTS

DATE	OPPONENT	RESULT	SCORE	RECORD	CONFERENCE	TIME	ATTEND.
8/31/24	UTEP	W	40-7	1-0	0-0	3:18	86,072
9/7/24	Colorado	W	28-10	2-0	0-0	3:34	86,906
9/14/24	UNI	W	34-3	3-0	0-0	3:16	86,546
9/20/24	No. 24 Illinois*	L (OT)	24-31	3-1	0-1	3:40	86,936
9/28/24	at Purdue*	W	28-10	4-1	1-1	3:19	61,441
10/5/24	Rutgers*	W	14-7	5-1	2-1	3:34	87,464
10/19/24	at No. 16 Indiana*	L	7-56	5-2	2-2	3:20	53,082
10/26/24	at No. 4 Ohio St. *	L	17-21	5-3	2-3	3:24	104,830
11/2/24	UCLA *	L	20-27	5-4	2-4	3:22	87,453
11/16/24	at USC *	L	20-28	5-5	2-5	3:21	75,304

*Big Ten Conference game

SCORE BY QUARTERS	1ST	2ND	3RD	4TH	OT	TOTAL
Nebraska	52	92	36	52	0	232
Opponents	41	48	48	56	7	200

TEAM STATISTICS

TEAM STATISTICS	NU	OPP
Scoring	232	200
Points per game	23.2	20.0
Points Off Turnovers	45	35
First Downs	213	174
Rushing	84	60
Passing	99	95
Penalty	30	19
Rushing Yardage	1243	1105
Yards gained rushing	1468	1360
Yards lost rushing	225	255
Rushing attempts	336	313
Average per rush	3.7	3.5
Average per game	124.3	110.5
TDs Rushing	15	6
Passing Yardage	2254	2109
Comp-Att-Int	215-333-11	188-293-10
Average per pass	6.8	7.2
Average per catch	10.5	11.2
Average per game	225.4	210.9
TDs Passing	11	19
Total offense	3497	3214
Total plays	669	606
Average per play	5.2	5.3
Average per game	349.7	321.4
Kick returns: #-Yards	18-306	17-351
Punt returns: #-Yards	13-64	16-183
Int returns: #-Yards	10-184	11-145
Kick return average	17.0	20.6
Punt return average	4.9	11.4
Int return average	18.4	13.2
Fumbles-Lost	9-3	9-4
Penalties-Yards	67-568	68-702
Average per game	56.8	70.2
Punts-Yards	40-1701	42-1775
Average per punt	42.5	42.3
Net punt average	36.6	39.5
Kickoffs-Yards	47-2915	43-2582
Average per kick	62.0	60.0
Net kick average	39.8	39.4
Time of possession / game	31:25	28:35
3rd-down conversion	60/140	47/127
3rd-down pct	43%	37%
4th-down conversion	6/18	10/21
4th-down pct	33%	48%
Sacks by-Yards	26-163	23-163
Misc Yards	0	0
Touchdowns scored	29	26
Field goals - attempts	9-14	6-12
On-Side kicks	0-0	0-0
Red-zone scores	(28-39) 72%	(23-28) 82%
Red-zone touchdowns	(20-39) 51%	(18-28) 64%
PAT-attempts	(27-28) 96%	(26-26) 100%
2-point conversion-attempts	(1-1) 100%	(0-0) 0%
Attendance	521,377	294,657
Games / Avg per game	6/86896	4/73664

INDIVIDUAL OFFENSIVE STATISTICS

RUSHING	G	ATT	GAIN	LOSS	NET	AVG	TD	LONG	AVG/G
Dante Dowdell	10	120	536	13	523	4.4	8	38	52.3
Emmett Johnson	10	68	345	6	339	5.0	1	42	33.9
Rahmir Johnson	8	41	183	3	180	4.4	0	18	22.5
Jacory Barney Jr.	10	9	119	0	119	13.2	3	31	11.9
Heinrich Haarberg	9	19	93	9	84	4.4	0	13	9.3
Gabe Ervin Jr.	7	13	40	1	39	3.0	2	11	5.6
Janiran Bonner	10	2	11	0	11	5.5	1	11	1.1
Maurice Mazzccua Jr.	2	5	9	1	8	1.6	0	5	4.0
Isaiah Neyor	10	2	13	7	6	3.0	0	13	0.6
Kwinten Ives	6	5	7	2	5	1.0	0	5	0.8
Kenneth Williams	1	1	5	0	5	5.0	0	5	5.0
Mekhi Nelson	1	1	2	0	2	2.0	0	2	2.0
Jalyn Gramstad	1	1	2	0	2	2.0	0	2	2.0
Jaylen Lloyd	10	3	5	4	1	0.3	0	4	0.1
Carter Nelson	10	1	0	0	0	0.0	0	0	0.0
Dylan Raiola	10	40	98	169	-71	-1.8	0	38	-7.1
Team	10	5	0	10	-10	-2.0	0	0	-1.0
Total	10	336	1468	225	1243	3.7	15	42	124.3
Opponents	10	313	1360	255	1105	3.5	6	57	110.5

PASSING	G	EFFIC	COMP-ATT-INT	PCT	YDS	TD	LNG	AVG/G
Dylan Raiola	10	128.0	203-310-10	65.5	2112	11	59	211.2
Heinrich Haarberg	9	97.0	10-17-1	58.8	101	0	24	11.2
Jalyn Gramstad	1	64.1	1-3-0	33.3	11	0	11	11.0
Brian Buschini	10	352.0	1-1-0	100.0	30	0	30	3.0
Team	10	0.0	0-2-0	0.0	0	0	0	0.0
Total	10	125.7	215-333-11	64.6	2254	11	59	225.4
Opponents	10	139.2	188-293-10	64.2	2109	19	60	210.9

RECEIVING	G	NO.	YDS	AVG	TD	LONG	AVG/G
Jacory Barney Jr.	10	40	317	7.9	0	40	31.7
Jahmal Banks	10	32	415	13.0	2	31	41.5
Thomas Fidone II	10	30	298	9.9	0	33	29.8
Isaiah Neyor	10	28	426	15.2	5	59	42.6
Emmett Johnson	10	23	152	6.6	1	29	15.2
Rahmir Johnson	8	19	165	8.7	1	36	20.6
Jaylen Lloyd	10	11	240	21.8	0	59	24.0
Janiran Bonner	10	9	56	6.2	1	14	5.6
Carter Nelson	10	8	75	9.4	1	24	7.5
Dante Dowdell	10	7	21	3.0	0	6	2.1
Nate Boerkircher	10	2	34	17.0	0	25	3.4
Luke Lindenmeyer	10	2	20	10.0	0	12	2.0
Alex Bullock	10	1	12	12.0	0	12	1.2
Heinrich Haarberg	9	1	8	8.0	0	8	0.9
Roman Mangini	4	1	11	11.0	0	11	2.8
Keelan Smith	1	1	4	4.0	0	4	4.0
Total	10	215	2254	10.5	11	59	225.4
Opponents	10	188	2109	11.2	19	60	210.9

2024 INDIVIDUAL STATISTICS

PUNT RETURNS	NO.	YDS	AVG	TD	LONG
Isaiah Garcia-Castaneda	11	60	5.5	0	13
Jacory Barney Jr.	2	4	2.0	0	4
Total	13	64	4.9	0	13
Opponents	16	183	11.4	0	37

KICK RETURNS	NO.	YDS	AVG	TD	LONG
Jacory Barney Jr.	10	187	18.7	0	35
Kwinten Ives	3	58	19.3	0	40
Rahmir Johnson	2	29	14.5	0	17
Emmett Johnson	2	24	12.0	0	17
Barret Liebentritt	1	8	8.0	0	8
Total	18	306	17.0	0	40
Opponents	17	351	20.6	0	61

INTERCEPTIONS	NO.	YDS	AVG	TD	LONG
Malcolm Hartzog Jr.	4	75	18.8	0	34
Ceyair Wright	2	45	22.5	1	45
Marques Buford Jr.	1	4	4.0	0	4
John Bullock	1	35	35.0	1	35
Tommi Hill	1	7	7.0	1	7
Rahmir Stewart	1	18	18.0	0	18
Total	10	184	18.4	3	45
Opponents	11	145	13.2	1	78

FUMBLE RETURNS	NO.	YDS	AVG	TD	LONG
Mikai Gbayer	2	0	0.0	0	0
Jimari Butler	1	0	0.0	0	0
DeShon Singleton	1	0	0.0	0	0
Total	4	0	0.0	0	0
Opponents	3	0	0.0	0	0

FIELD GOALS	FGM-FGA	PCT	1-19	20-29	30-39	40-49	50-59	LG	BLK
John Hohl	6-10	60.0	0-0	2-2	2-4	1-3	1-1	54	2
Tristan Alvano	3-4	75.0	0-0	2-2	1-2	0-0	0-0	31	0
Total	9-14	64.2	0-0	4-4	3-6	1-3	1-1	54	3
Opponents	6-12	50.0	0-0	4-6	1-2	1-2	0-2	45	2

FG SEQUENCE	NEBRASKA	OPPONENTS
UTEP	(20)	-
Colorado	32	29,61,(27)
UNI	(31),(21)	(31)
Illinois	(21),39	(26)
Purdue	42,44,32	39,(45)
Rutgers	-	52
Indiana	-	-
Ohio St.	(39),(54),(47)	42
UCLA		(25),(26)
Southern California	(29),(30)	27
Numbers in parenthesis indicate field goal was made		

PUNTING	NO.	YDS	AVG	LONG	TB	FC	I20	50+	BLK
Brian Buschini	35	1621	46.3	69	2	11	13	13	0
Dylan Raiola	2	69	34.5	40	1	0	0	0	0
Team	3	11	3.7	0	0	0	0	0	3
Total	40	1701	42.5	69	3	11	13	13	3
Opponents	42	1775	42.3	61	3	14	16	5	0

KICKOFFS	NO.	YDS	AVG	TB	OB	RET.	NET	YDLN
Brian Buschini	30	1875	62.5	18	0			
John Hohl	17	1040	61.2	5	1			
Total	47	2915	62.0	23	1	16	39.8	25
Opponents	43	2582	60.0	22	1	18	39.4	25

			----- PATs -----						
SCORING	TD	FGs	Kick	Rush	Rcv	Pass	DXP	Saf	Pts
John Hohl	-	6-10	15-16	-	-	-	-	-	33
Isaiah Neyor	5	-	-	-	-	-	-	-	30
Tristan Alvano	-	3-4	12-12	-	-	-	-	-	21
Jacory Barney Jr.	3	-	-	-	-	-	-	-	18
Jahmal Banks	2	-	-	-	-	-	-	-	12
Gabe Ervin Jr.	2	-	-	-	-	-	-	-	12
Janiran Bonner	2	-	-	-	-	-	-	-	12
Emmett Johnson	2	-	-	-	-	-	-	-	12
Rahmir Johnson	1	-	-	-	-	-	-	-	6
Ceyair Wright	1	-	-	-	-	-	-	-	6
John Bullock	1	-	-	-	-	-	-	-	6
Tommi Hill	1	-	-	-	-	-	-	-	6
Carter Nelson	1	-	-	-	-	-	-	-	6
Ty Robinson	-	-	-	-	-	-	-	1	2
Nate Boerkircher	-	-	-	-	1	-	-	-	2
Total	29	9-14	27-28	0	1	1	0	1	232
Opponents	26	6-12	26-26	0	0	0	0	0	200

TOTAL OFFENSE	G	PLAYS	RUSH	PASS	TOTAL	AVG/G
Dylan Raiola	10	350	-71	2112	2041	204.1
Dante Dowdell	10	120	523	0	523	52.3
Emmett Johnson	10	68	339	0	339	33.9
Heinrich Haarberg	9	36	84	101	185	20.6
Rahmir Johnson	8	41	180	0	180	22.5
Jacory Barney Jr.	10	9	119	0	119	11.9
Gabe Ervin Jr.	7	13	39	0	39	5.6
Brian Buschini	10	1	0	30	30	3.0
Jalyn Gramstad	1	4	2	11	13	13.0
Janiran Bonner	10	2	11	0	11	1.1
Maurice Mazzccua Jr.	2	5	8	0	8	4.0
Isaiah Neyor	10	2	6	0	6	0.6
Kwinten Ives	6	5	5	0	5	0.8
Kenneth Williams	1	1	5	0	5	5.0
Mekhi Nelson	1	1	2	0	2	2.0
Jaylen Lloyd	10	3	1	0	1	0.1
Team	10	0	-10	0	-10	-1.0
Total	10	669	1243	2254	3497	349.7
Opponents	10	606	1105	2109	3214	321.4

ALL PURPOSE	G	RUSH	REC	PR	KOR	IR	TOT	AVG/G
Jacory Barney Jr.	10	119	317	4	187	0	627	62.7
Dante Dowdell	10	523	21	0	0	0	544	54.4
Emmett Johnson	10	339	152	0	24	0	515	51.5
Isaiah Neyor	10	6	426	0	0	0	432	43.2
Jahmal Banks	10	0	415	0	0	0	415	41.5
Rahmir Johnson	8	180	165	0	29	0	374	46.8
Thomas Fidone II	10	0	298	0	0	0	298	29.8
Jaylen Lloyd	10	1	240	0	0	0	241	24.1
Heinrich Haarberg	9	84	8	0	0	0	92	10.2
Malcolm Hartzog Jr.	9	0	0	0	0	75	75	8.3
Carter Nelson	10	0	75	0	0	0	75	7.5
Janiran Bonner	10	11	56	0	0	0	67	6.7
Kwinten Ives	6	5	0	0	58	0	63	10.5
Isaiah Garcia-Castaneda	10	0	0	60	0	0	60	6.0
Ceyair Wright	10	0	0	0	0	45	45	4.5
Gabe Ervin Jr.	7	39	0	0	0	0	39	5.6
John Bullock	10	0	0	0	0	35	35	3.5
Nate Boerkircher	10	0	34	0	0	0	34	3.4
Luke Lindenmeyer	10	0	20	0	0	0	20	2.0
Rahmir Stewart	5	0	0	0	0	18	18	3.6
Alex Bullock	10	0	12	0	0	0	12	1.2
Roman Mangini	4	0	11	0	0	0	11	2.8
Maurice Mazzccua Jr.	2	8	0	0	0	0	8	4.0
Barret Liebentritt	7	0	0	0	8	0	8	1.1
Tommi Hill	7	0	0	0	0	7	7	1.0
Kenneth Williams	1	5	0	0	0	0	5	5.0
Marques Buford Jr.	10	0	0	0	0	4	4	0.4
Keelan Smith	1	0	4	0	0	0	4	4.0
Mekhi Nelson	1	2	0	0	0	0	2	2.0
Jalyn Gramstad	1	2	0	0	0	0	2	2.0
Dylan Raiola	10	-71	0	0	0	0	-71	-7.1
Team	10	-10	0	0	0	0	-10	-1.0
Total	10	1243	2254	64	306	184	4051	405.1
Opponents	10	1105	2109	183	351	145	3893	389.3



INDIVIDUAL OFFENSE GAME BY GAME

RUSHING	No-Yds/TD	UTEP	COLO	UNI	ILL	PUR	RUT	IND	OSU	UCLA	USC	WIS	IOWA	BOWL
Dante Dowdell	120-523/8	8-55/1	17-74/2	6-55/0	20-72/0	9-21/1	14-57/1	7-16/0	14-60/1	17-61/2	8-52/0			
Emmett Johnson	68-339/1	8-71/0	1-3/0	4-50/1	-	8-50/0	14-33/0	8-24/0	8-30/0	7-23/0	10-55/0			
Rahmir Johnson	41-180/0	11-50/0	9-33/0	2-4/0	4-17/0	5-9/0	5-34/0	2-6/0	DNP	3-27/0	DNP			
Dylan Raiola	40--71/0	1--6/0	3-7/0	2-13/0	7--52/0	1--8/0	5--32/0	2--11/0	9-31/0	5--10/0	5--3/0			
Heinrich Haarberg	19-84/0	2-8/0	DNP	3-7/0	-	2-18/0	-	5-32/0	1--4/0	4-8/0	2-15/0			
Gabe Ervin Jr.	13-39/2	6-24/2	2-6/0	3-3/0	DNP	1-4/0	-	1-2/0	DNP	DNP	-			
Jacory Barney Jr.	9-119/3	-	2-28/0	1-10/1	-	4-66/1	-	1-7/1	-	1-8/0	-			
Maurice Mazzucca Jr.	5-8/0	5-8/0	DNP	-	DNP	DNP	DNP	DNP	DNP	DNP	DNP			
Kwinten Ives	5-5/0	3-4/0	DNP	DNP	DNP	DNP	-	2-1/0	-	-	-			
Jaylen Lloyd	3-1/0	-	-	-	-	1-1/0	-	-	1-4/0	1--4/0	-			
Janiran Bonner	2-11/1	-	-	1-0/0	-	-	1-11/1	-	-	-	-			
Isaiah Neyor	2-6/0	-	-	-	1-13/0	-	-	1--7/0	-	-	-			
Kenneth Williams	1-5/0	1-5/0	DNP	DNP	DNP	DNP	DNP	DNP	DNP	DNP	DNP			
Jalyn Gramstad	1-2/0	1-2/0	DNP	DNP	DNP	DNP	DNP	DNP	DNP	DNP	DNP			
Mekhi Nelson	1-2/0	1-2/0	DNP	DNP	DNP	DNP	DNP	DNP	DNP	DNP	DNP			
Carter Nelson	1-0/0	-	-	-	-	1-0/0	-	-	-	-	-			

RECEIVING	No-Yds/TD	UTEP	COLO	UNI	ILL	PUR	RUT	IND	OSU	UCLA	USC	WIS	IOWA	BOWL
Jacory Barney Jr.	40-317/0	1-10/0	6-29/0	3-29/0	4-25/0	2-28/0	3-28/0	8-32/0	7-49/0	4-78/0	2-9/0			
Jahmal Banks	32-415/2	4-61/1	2-2/0	1-13/0	8-94/0	5-82/1	1-31/0	2-33/0	2-31/0	2-13/0	5-55/0			
Thomas Fidone II	30-298/0	3-1/0	1-13/0	2-13/0	2-46/0	3-39/0	3-15/0	6-91/0	4-55/0	4-16/0	2-9/0			
Isaiah Neyor	28-426/5	6-121/1	4-31/0	2-35/1	4-90/2	1-14/0	-	2-13/0	2-15/0	4-89/1	3-18/0			
Emmett Johnson	23-152/1	1-5/0	-	3-43/0	-	3-48/0	1-7/0	3-6/0	4-0/0	1-7/0	7-36/1			
Rahmir Johnson	19-165/1	-	8-49/1	2-28/0	2-14/0	1-15/0	3-40/0	3-19/0	DNP	-	DNP			
Jaylen Lloyd	11-240/0	-	1-36/0	1-59/0	1-17/0	1-25/0	2-44/0	3-36/0	1--1/0	-	1-24/0			
Janiran Bonner	9-56/1	3-26/0	-	1-5/0	1-1/1	-	-	-	1-3/0	-	3-21/0			
Carter Nelson	8-75/1	3-21/0	-	4-48/1	-	1-6/0	-	-	-	-	-			
Dante Dowdell	7-21/0	-	-	-	2-10/0	-	1--1/0	1-4/0	-	1-6/0	2-2/0			
Nate Boerkircher	2-34/0	-	1-25/0	-	-	-	-	-	-	-	1-9/0			
Luke Lindenmeyer	2-20/0	1-12/0	-	-	-	-	-	-	-	-	1-8/0			
Alex Bullock	1-12/0	1-12/0	-	-	-	-	-	-	-	-	-			
Roman Mangini	1-11/0	1-11/0	DNP	-	DNP	-	DNP	DNP	DNP	DNP	-			
Heinrich Haarberg	1-8/0	-	DNP	1-8/0	-	-	-	-	-	-	-			
Keelan Smith	1-4/0	1-4/0	DNP	DNP	DNP	DNP	DNP	DNP	DNP	DNP	DNP			

PASSING

#15 Dylan Raiola	Comp	Att	Int	Pct	Yards	TD	Long	Sacked	Effic.
UTEP	19	27	0	70.4	238	2	59	1-6	168.9
Colorado	23	30	0	76.7	185	1	36	0-0	139.5
UNI	17	23	1	73.9	247	2	59	0-0	184.1
Illinois	24	35	1	68.6	297	3	44	5-46	162.4
Purdue	17	27	0	63.0	257	1	27	1-8	155.1
Rutgers	13	27	1	48.1	134	0	36	4-33	82.4
Indiana	28	44	3	63.6	234	0	28	2-11	94.7
Ohio St.	21	32	1	65.6	152	0	33	3-21	99.3
UCLA	14	27	1	51.9	177	1	40	3-20	111.7
Southern California	27	38	2	71.1	191	1	29	2-6	111.4
Totals	203	310	10	65.5	2112	11	59	22-160	128.0

#10 Heinrich Haarberg	Comp	Att	Int	Pct	Yards	TD	Long	Sacked	Effic.
UTEP	5	5	0	100.0	35	0	12	0-0	158.8
UNI	3	3	0	100.0	34	0	24	0-0	195.2
Indiana	0	2	0	0.0	0	0	0	0-0	0.0
UCLA	2	7	1	28.6	32	0	24	1-3	38.4
Totals	10	17	1	58.8	101	0	24	1-3	97.0

#19 Jalyn Gramstad	Comp	Att	Int	Pct	Yards	TD	Long	Sacked	Effic.
UTEP	1	3	0	33.3	11	0	11	0-0	64.1
Totals	1	3	0	33.3	11	0	11	0-0	64.1

#13 Brian Buschini	Comp	Att	Int	Pct	Yards	TD	Long	Sacked	Effic.
Rutgers	1	1	0	100.0	30	0	30	0-0	352.0
Totals	1	1	0	100.0	30	0	30	0-0	352.0

PUNT RETURNS	No-Yds/TD	UTEP	COLO	UNI	ILL	PUR	RUT	IND	OSU	UCLA	USC	WIS	IOWA	BOWL
Isaiah Garcia-Castaneda	11-60	3-25	2-16	1-2	-	3-9	-	1-5	1-3	-	-			
Jacory Barney Jr.	2-4	-	-	-	-	-	-	-	-	-	2-4			

KO RETURNS	No-Yds/TD	UTEP	COLO	UNI	ILL	PUR	RUT	IND	OSU	UCLA	USC	WIS	IOWA	BOWL
Jacory Barney Jr.	10-187	3-75	2-35	-	1-26	1-8	-	2-20	-	-	1-23			
Kwinten Ives	3-58	-	DNP	DNP	DNP	DNP	-	1-40	1-0	1-18	-			
Rahmir Johnson	2-29	-	-	-	-	-	2-29	-	DNP	-	DNP			
Emmett Johnson	2-24	-	-	-	-	-	-	2-24	-	-	-			
Barret Liebentritt	1-8	-	-	-	-	-	-	1-8	DNP	DNP	DNP			

DEFENSIVE STATISTICS

NAME	GP	[-----TACKLES-----]			TFL-YDS	[SACKS-] NO-YARDS	[---PASS DEF---]		QBH	[---FUMBLES---]		BLKD	
		SOLO	AST	TOTAL			INT-YDS	BRUP		RCV-YDS	FF	KICK	SAF
2 Isaac Gifford	10	26	33	59	3-6	.	.	1	1
5 John Bullock	10	28	28	56	6-15	3-7	1-35	4	2	.	1	.	.
8 DeShon Singleton	10	39	17	56	1-1	.	.	2	.	1-0	.	.	.
42 Mikai Gbayer	10	18	26	44	5.5-16	1-9	.	1	2	2-0	.	.	.
7 Malcolm Hartzog Jr.	9	25	8	33	.	.	4-75	4
15 Ceyair Wright	10	27	5	32	1-5	1-5	2-45	5	1	.	1	1	.
3 Marques Buford Jr.	10	15	12	27	1-3	.	1-4	5
9 Ty Robinson	10	17	8	25	10-55	6-49	.	3	4	.	1	1	1
56 Stefon Thompson	9	4	19	23	.	.	.	2
48 MJ Sherman	10	13	8	21	4.5-22	3.5-21	.	.	4
6 Tommi Hill	7	10	11	21	0.5-0	.	1-7	1
0 Nash Hutmacher	10	13	7	20	4-19	2-15	.	.	1
33 Javin Wright	6	11	8	19	1-7
10 Jimari Butler	9	11	8	19	6.5-23	2-10	.	.	5	1-0	.	.	.
1 Vincent Shavers Jr.	10	8	8	16	0.5-1
11 Cameron Lenhardt	10	6	7	13	2-5	0.5-3	.	.	2
90 James Williams	10	8	5	13	4.5-25	4-23	.	.	4
18 Princewill Umanmielen	10	5	5	10	2.5-12	0.5-3	.	1	2
25 Jeremiah Charles	10	2	6	8	.	.	.	1
17 Willis McGahee IV	9	5	3	8	1-8	1-8	.	.	1	.	2	.	.
31 Mario Buford	9	5	2	7	.	.	.	1
97 Keona Davis	9	4	3	7	1-1
16 Elijah Jeudy	10	4	2	6	1.5-3	.	.	.	1
24 Derek Branch	9	1	4	5	0.5-1	.	.	1
58 Mason Goldman	6	4	1	5	1-4	1-4
32 Rahmir Stewart	5	3	2	5	.	.	1-18
93 Kai Wallin	10	.	4	4	0.5-6	0.5-6
13 Brian Buschini	10	3	.	3
26 Koby Bretz	5	3	.	3	1-1
47 Gage Stenger	7	2	1	3
99 Dylan Parrott	10	1	1	2
50 Noah Bustard	1	.	2	2
14 Amare Sanders	3	1	1	2	.	.	.	1
94 Aidan Flege	8	1	1	2
14 Rahmir Johnson	8	1	.	1
18 Isaiah Neyor	10	1	.	1
87 Nate Boerkircher	10	1	.	1
59 Grant Buda	1	.	1	1
39 Taveon Thompson	2	1	.	1
16 Janiran Bonner	10	1	.	1
21 Emmett Johnson	10	1	.	1
54 Jacob Bower	6	.	1	1
55 Vincent Jackson	9	.	1	1
92 Sua Lefotu	2	.	1	1
22 Maverick Noonan	2	1	.	1	1-5
52 Dylan Rogers	4	.	1	1
81 Ismael Smith Flores	2	1	.	1	1-4
44 Riley Van Poppel	3	1	.	1
17 Jacory Barney Jr.	10	1	.	1
90 John Hohl	10	1	.	1
37 Donovan Jones	3	.	1	1
Totals	10	334	262	596	62-248	26-163	10-184	33	30	4-0	5	2	1
Opponents	10	399	246	645	61-237	23-163	11-145	32	25	3-0	7	5	0

[illegible]



INDIVIDUAL DEFENSE GAME BY GAME

PLAYER	UA-A	TOTAL	UTEP	COLO	UNI	ILL	PUR	RUT	IND	OSU	UCLA	USC	WIS	IOWA BOWL
Isaac Gifford	26-33	59	0-1	2-4	4-6	2-3	0-2	4-4	5-3	1-3	5-4	3-3		
DeShon Singleton	39-17	56	1-1	5-1	2-4	3-3	3-1	4-1	3-0	6-4	8-0	4-2		
John Bullock	28-28	56	0-2	4-1	2-7	6-3	3-1	2-2	1-2	1-4	4-4	5-2		
Mikai Gbayer	18-26	44	2-3	3-3	0-4	3-3	2-3	1-3	3-1	0-1	1-3	3-2		
Malcolm Hartzog Jr.	25-8	33	5-0	2-1	0-2	2-2	4-0	3-1	2-1	2-0	DNP	5-1		
Ceyair Wright	27-5	32	-	1-0	-	4-2	5-0	2-2	6-0	3-0	2-1	4-0		
Marques Buford Jr.	15-12	27	1-2	3-0	2-2	2-1	0-1	0-1	2-0	0-2	2-2	3-1		
Ty Robinson	17-8	25	2-0	2-0	0-2	2-1	1-1	2-1	2-0	1-2	3-1	2-0		
Stefon Thompson	4-19	23	1-1	-	0-6	1-4	DNP	1-0	0-3	0-2	0-2	1-1		
MJ Sherman	13-8	21	2-0	1-0	0-1	2-4	2-1	1-0	-	3-0	1-0	1-2		
Tommi Hill	10-11	21	0-1	4-2	2-3	2-0	DNP	DNP	1-1	DNP	0-3	1-1		
Nash Hutmacher	13-7	20	1-2	3-0	-	2-2	2-1	2-1	-	1-0	0-1	2-0		
Jimari Butler	11-8	19	1-0	1-1	DNP	1-2	2-0	0-1	-	4-1	0-2	2-1		
Javin Wright	11-8	19	DNP	DNP	DNP	DNP	1-2	2-2	3-1	1-0	2-2	2-1		
Vincent Shavers Jr.	8-8	16	2-1	-	2-0	1-0	0-1	0-1	2-0	-	1-1	0-4		
James Williams	8-5	13	-	-	1-1	0-1	2-0	4-1	0-1	-	-	1-1		
Cameron Lenhardt	6-7	13	0-1	2-2	0-3	1-0	1-1	-	-	1-0	-	1-0		
Princewill Umanmielen	5-5	10	1-1	0-1	-	2-0	1-0	1-1	0-1	-	0-1	-		
Willis McGahee IV	5-3	8	2-0	1-0	-	DNP	0-2	-	-	1-1	1-0	-		
Jeremiah Charles	2-6	8	0-1	0-1	1-0	-	0-1	-	0-1	-	1-1	0-1		
Mario Buford	5-2	7	-	-	2-1	DNP	2-0	-	1-1	-	-	-		
Keona Davis	4-3	7	-	1-0	1-1	-	2-0	0-1	-	DNP	-	0-1		
Elijah Jeudy	4-2	6	0-1	-	1-0	-	1-0	1-1	-	1-0	-	-		
Mason Goldman	4-1	5	2-0	DNP	1-1	DNP	DNP	DNP	-	1-0	-	-		
Rahmir Stewart	3-2	5	2-0	DNP	0-2	DNP	DNP	-	1-0	DNP	-	DNP		
Derek Branch	1-4	5	1-0	DNP	0-2	-	-	-	0-1	-	-	0-1		
Kai Wallin	0-4	4	-	-	0-2	-	0-1	-	0-1	-	-	-		
Brian Buschini	3-0	3	-	-	-	1-0	2-0	-	-	-	-	-		
Koby Bretz	3-0	3	-	-	1-0	DNP	-	DNP	2-0	DNP	DNP	DNP		
Gage Stenger	2-1	3	1-0	-	-	1-1	-	-	DNP	DNP	DNP	-		
Amare Sanders	1-1	2	-	-	1-1	DNP	DNP	DNP	DNP	DNP	DNP	DNP		
Aidan Flege	1-1	2	1-0	DNP	-	-	-	DNP	-	-	-	0-1		
Dylan Parrott	1-1	2	-	-	1-0	-	-	-	0-1	-	-	-		
Noah Bustard	0-2	2	0-2	DNP	DNP	DNP	DNP	DNP	DNP	DNP	DNP	DNP		
Rahmir Johnson	1-0	1	-	-	-	-	-	-	1-0	DNP	-	DNP		
Janiran Bonner	1-0	1	-	-	-	-	-	-	-	-	1-0	-		
Jacory Barney Jr.	1-0	1	-	-	-	-	-	-	1-0	-	-	-		
Isaiah Neyor	1-0	1	-	-	-	-	-	-	-	-	-	1-0		
Emmett Johnson	1-0	1	-	-	-	-	-	1-0	-	-	-	-		
Maverick Noonan	1-0	1	1-0	DNP	-	DNP	DNP	DNP	DNP	DNP	DNP	DNP		
Taveon Thompson	1-0	1	1-0	-	DNP	DNP	DNP	DNP	DNP	DNP	DNP	DNP		
Riley Van Poppel	1-0	1	-	-	DNP	DNP	DNP	1-0	DNP	DNP	DNP	DNP		
Ismael Smith Flores	1-0	1	1-0	DNP	-	DNP	DNP	DNP	DNP	DNP	DNP	DNP		
Nate Boerkircher	1-0	1	-	-	-	-	-	1-0	-	-	-	-		
John Hohl	1-0	1	-	1-0	-	-	-	-	-	-	-	-		
Donovan Jones	0-1	1	0-1	DNP	DNP	DNP	DNP	DNP	DNP	DNP	-	-		
Dylan Rogers	0-1	1	-	0-1	-	DNP	-	DNP	DNP	DNP	DNP	DNP		
Jacob Bower	0-1	1	-	-	0-1	-	-	-	DNP	DNP	DNP	DNP		
Vincent Jackson	0-1	1	-	-	-	-	0-1	-	-	-	DNP	-		
Grant Buda	0-1	1	0-1	DNP	DNP	DNP	DNP	DNP	DNP	DNP	DNP	DNP		
Sua Lefotu	0-1	1	DNP	DNP	DNP	DNP	DNP	-	0-1	DNP	DNP	DNP		

INDIVIDUAL DEFENSE GAME BY GAME

TACKLES FOR LOSS	UA-A	TOTAL	UTEP	COLO	UNI	ILL	PUR	RUT	IND	OSU	UCLA	USC	WIS	IOWA	B1G	POST	POST	POST
Ty Robinson	10-0	10.0	2.0-8	1.0-9	-	-	1.0-8	2.0-10	-	1.0-1	2.0-9	1.0-10						
Jimari Butler	6-1	6.5	-	1.0-2	DNP	-	1.0-5	0.5-0	-	3.0-13	-	1.0-3						
John Bullock	6-0	6.0	-	2.0-5	1.0-1	1.0-2	1.0-3	-	-	-	1.0-4	-						
Mikai Gbayor	5-1	5.5	1.5-2	1.0-2	-	-	-	-	2.0-10	-	1.0-2	-						
MJ Sherman	4-1	4.5	-	1.0-5	-	-	1.5-14	-	-	2.0-3	-	-						
James Williams	4-1	4.5	-	-	-	-	2.0-7	2.0-16	0.5-2	-	-	-						
Nash Hutmacher	4-0	4.0	1.0-1	1.0-11	-	-	-	1.0-4	-	-	-	1.0-3						
Isaac Gifford	2-2	3.0	-	-	1.5-2	-	-	1.5-4	-	-	-	-						
Princewill Umanmielen	1-3	2.5	0.5-1	0.5-3	-	-	1.0-7	-	0.5-1	-	-	-						
Cameron Lenhardt	1-2	2.0	0.5-1	1.5-4	-	-	-	-	-	-	-	-						
Elijah Judy	1-1	1.5	0.5-2	-	-	-	-	1.0-1	-	-	-	-						
Marques Buford Jr.	1-0	1.0	-	-	-	-	-	-	-	-	-	1.0-3						
DeShon Singleton	1-0	1.0	-	-	-	-	-	1.0-1	-	-	-	-						
Ceyair Wright	1-0	1.0	-	-	-	1.0-5	-	-	-	-	-	-						
Willis McGahee IV	1-0	1.0	-	1.0-8	-	DNP	-	-	-	-	-	-						
Maverick Noonan	1-0	1.0	1.0-5	DNP	-	DNP	DNP	DNP	DNP	DNP	DNP	DNP						
Koby Bretz	1-0	1.0	-	-	-	DNP	-	DNP	1.0-1	DNP	DNP	DNP						
Javin Wright	1-0	1.0	DNP	DNP	DNP	DNP	-	-	-	1.0-7	-	-						
Mason Goldman	1-0	1.0	1.0-4	DNP	-	DNP	DNP	DNP	-	-	-	-						
Ismael Smith Flores	1-0	1.0	1.0-4	DNP	-	DNP	DNP	DNP	DNP	DNP	DNP	DNP						
Keona Davis	1-0	1.0	-	-	-	-	1.0-1	-	-	DNP	-	-						
Vincent Shavers Jr.	0-1	0.5	-	-	-	-	-	-	-	-	-	0.5-1						
Tommi Hill	0-1	0.5	-	-	-	-	DNP	DNP	-	DNP	-	0.5-0						
Derek Branch	0-1	0.5	-	DNP	0.5-1	-	-	-	-	-	-	-						
Kai Wallin	0-1	0.5	-	-	-	-	0.5-6	-	-	-	-	-						

SACKS	UA-A	TOTAL	UTEP	COLO	UNI	ILL	PUR	RUT	IND	OSU	UCLA	USC	WIS	IOWA	B1G	POST	POST	POST
Ty Robinson	6-0	6	1-5	1-9	-	-	1-8	1-9	-	-	1-8	1-10						
James Williams	4-0	4	-	-	-	-	2-7	2-16	-	-	-	-						
MJ Sherman	3-1	3.5	-	1-5	-	-	1.5-14	-	-	1-2	-	-						
John Bullock	3-0	3	-	-	1-1	1-2	-	-	-	-	1-4	-						
Nash Hutmacher	2-0	2	-	1-11	-	-	-	1-4	-	-	-	-						
Jimari Butler	2-0	2	-	1-2	DNP	-	-	-	-	1-8	-	-						
Ceyair Wright	1-0	1	-	-	-	1-5	-	-	-	-	-	-						
Willis McGahee IV	1-0	1	-	1-8	-	DNP	-	-	-	-	-	-						
Mikai Gbayor	1-0	1	-	-	-	-	-	-	1-9	-	-	-						
Mason Goldman	1-0	1	1-4	DNP	-	DNP	DNP	DNP	-	-	-	-						
Cameron Lenhardt	0-1	0.5	-	0.5-3	-	-	-	-	-	-	-	-						
Princewill Umanmielen	0-1	0.5	-	0.5-3	-	-	-	-	-	-	-	-						
Kai Wallin	0-1	0.5	-	-	-	-	0.5-6	-	-	-	-	-						

INT RETURNS	NO-YDS	UTEP	COLO	UNI	ILL	PUR	RUT	IND	OSU	UCLA	USC	WIS	IOWA	B1G	POST	POST	POST
Malcolm Hartzog Jr.	4-75	1-0	-	1-15	-	-	-	1-26	1-34	DNP	-						
Ceyair Wright	2-45	-	-	-	-	-	1-0	-	-	-	1-45						
John Bullock	1-35	-	-	-	-	1-35	-	-	-	-	-						
Rahmir Stewart	1-18	1-18	DNP	-	DNP	DNP	-	-	DNP	-	DNP						
Tommi Hill	1-7	-	1-7	-	-	DNP	DNP	-	DNP	-	-						
Marques Buford Jr.	1-4	-	-	-	-	-	1-4	-	-	-	-						

FORCED FUMBLES	NO	UTEP	COLO	UNI	ILL	PUR	RUT	IND	OSU	UCLA	USC	WIS	IOWA	B1G	POST	POST	POST	POST
Willis McGahee IV	2	-	1	-	DNP	-	-	-	1	-	-							
John Bullock	1	-	-	-	1	-	-	-	-	-	-							
Ty Robinson	1	-	-	-	-	-	-	-	-	-	1							
Ceyair Wright	1	-	-	-	1	-	-	-	-	-	-							

FUMBLE RETURNS	NO-YDS	UTEP	COLO	UNI	ILL	PUR	RUT	IND	OSU	UCLA	USC	WIS	IOWA	B1G	POST	POST	POST
Mikai Gbayor	2-0	-	-	-	1-0	-	-	-	-	-	1-0						
DeShon Singleton	1-0	-	-	-	1-0	-	-	-	-	-	-						
Jimari Butler	1-0	-	1-0	DNP	-	-	-	-	-	-	-						



TEAM GAME BY GAME

DATE	OPPONENT	----RUSHING----				----RECEIVING----				-----PASSING-----				----KICK RET----				----PUNT RET----				TOTAL OFF.
		NO.	YDS	TD	LG	NO.	YDS	TD	LG	CMP	ATT	INT	YDS	TD	LG	NO	YDS	TD	LG	NO	YDS	
8/31/24	UTEP	47	223	3	42	25	284	2	59	25-36-0	284	2	59	3	75	0	35	3	25	0	13	507
9/7/24	Colorado	35	149	2	21	23	185	1	36	23-30-0	185	1	36	2	35	0	19	2	16	0	12	334
9/14/24	UNI	22	142	2	38	20	281	2	59	20-26-1	281	2	59	0	0	0	0	1	2	0	2	423
9/20/24	Illinois	33	48	0	14	24	297	3	44	24-35-1	297	3	44	1	26	0	26	0	0	0	0	345
9/28/24	at Purdue	32	161	2	31	17	257	1	27	17-27-0	257	1	27	1	8	0	8	3	9	0	8	418
10/5/24	Rutgers	42	97	2	18	14	164	0	36	14-28-1	164	0	36	2	29	0	17	0	0	0	0	261
10/19/24	at Indiana	29	70	1	13	28	234	0	28	28-46-3	234	0	28	6	92	0	40	1	5	0	5	304
10/26/24	at Ohio St.	33	121	1	38	21	152	0	33	21-33-1	152	0	33	1	0	0	0	1	3	0	3	273
11/2/24	UCLA	38	113	2	14	16	209	1	40	16-34-2	209	1	40	1	18	0	18	0	0	0	0	322
11/16/24	at USC	25	119	0	20	27	191	1	29	27-38-2	191	1	29	1	23	0	23	2	4	0	4	310
	Nebraska	336	1243	15	42	215	2254	11	59	215-333-11	2254	11	59	18	306	0	40	13	64	0	13	3497
	Opponents	313	1105	6	57	188	2109	19	60	188-293-10	2109	19	60	17	351	0	61	16	183	0	37	3214

DATE	OPPONENT	-----TACKLES-----				SACKS	---FUMBLE---		INT-YDS	QBH	PBU	BLKD KICK	---KICKS---XPTS-----			PTS OFF		
		SOL	AST	TOT	TFL-YDS	NO-YDS	FF	FR-YDS					ATT-MAD	RUN	RCV	SAF	TO	
8/31/24	UTEP	31	22	53	9.0-28	2-9	0	0-0	2-18	0	2	0	5-5	0	0	0	1	7
9/7/24	Colorado	37	16	53	10.0-49	6-41	1	1-0	1-7	10	4	1	4-4	0	0	0	0	7
9/14/24	UNI	24	52	76	3.0-4	1-1	0	0-0	1-15	6	6	0	4-4	0	0	0	0	3
9/20/24	Illinois	38	32	70	2.0-7	2-7	2	2-0	0-0	2	1	0	3-3	0	0	0	0	7
9/28/24	at Purdue	37	18	55	9.0-51	5-35	0	0-0	1-35	0	3	0	4-4	0	0	0	0	7
10/5/24	Rutgers	33	24	57	9.0-36	4-29	0	0-0	2-4	7	9	0	2-2	0	0	0	0	7
10/19/24	at Indiana	36	20	56	4.0-14	1-9	0	0-0	1-26	0	3	0	1-1	0	0	0	0	0
10/26/24	at Ohio St.	27	20	47	7.0-24	2-10	1	0-0	1-34	0	1	0	0-0	0	1	0	0	0
11/2/24	UCLA	32	28	60	4.0-15	2-12	0	0-0	0-0	2	2	0	2-3	0	0	0	0	0
11/16/24	at USC	41	26	67	5.0-20	1-10	1	1-0	1-45	3	2	1	2-2	0	0	0	0	7
	Nebraska	334	262	596	62.0-248	26-163	5	4-0	10-184	30	33	2	27-28	0	1	1	45	
	Opponents	399	246	645	61.0-237	23-163	7	3-0	11-145	25	32	5	26-26	0	0	0	35	

DATE	OPPONENT	-----PUNTING-----									----FIELD GOALS----			-----KICKOFFS-----				
		NO	YDS	AVG	LG	BLK	TB	FC	50+	120	ATT-MADE	LG	BLKD	NO	YDS	AVG	TB	OB
8/31/24	UTEP	2	97	48.5	53	0	0	1	1	1	1-1	20	0	7	424	60.6	2	1
9/7/24	Colorado	7	295	42.1	60	1	1	1	2	3	0-1	0	0	5	286	57.2	1	0
9/14/24	UNI	0	0	0.0	0	0	0	0	0	0	2-2	31	0	7	430	61.4	3	0
9/20/24	Illinois	3	151	50.3	53	0	0	0	2	0	1-2	21	0	5	310	62.0	2	0
9/28/24	at Purdue	3	103	34.3	39	0	1	1	0	2	0-3	0	2	5	324	64.8	4	0
10/5/24	Rutgers	8	290	36.3	69	2	0	1	2	2	0-0	0	0	3	193	64.3	2	0
10/19/24	at Indiana	3	123	41.0	52	0	0	0	1	0	0-0	0	0	2	117	58.5	0	0
10/26/24	at Ohio St.	6	245	40.8	52	0	1	2	1	1	3-3	54	0	4	253	63.3	2	0
11/2/24	UCLA	3	167	55.7	64	0	0	1	3	1	0-0	0	0	4	256	64.0	3	0
11/16/24	at USC	5	230	46.0	57	0	0	4	1	3	2-2	30	0	5	322	64.4	4	0
	Nebraska	40	1701	42.5	69	3	3	11	13	13	9-14	54	2	47	2915	62.0	23	1
	Opponents	42	1775	42.3	61	0	3	14	5	16	6-12	45	2	43	2582	60.0	22	1

OPPONENT GAME BY GAME

DATE	OPPONENT	----RUSHING----				----RECEIVING----				-----PASSING-----				----KICK RET----				----PUNT RET----				TOTAL	
		NO.	YDS	TD	LG	NO.	YDS	TD	LG	CMP	ATT	INT	YDS	TD	LG	NO	YDS	TD	LG	NO	YDS	TD	LG
8/31/24	UTEP	24	56	0	13	16	149	1	38	16-26-2	149	1	38	3	48	0	18	1	29	0	29		205
9/7/24	Colorado	22	16	0	17	23	244	1	30	23-40-1	244	1	30	3	99	0	61	3	14	0	14		260
9/14/24	UNI	39	139	0	11	16	162	0	21	16-32-1	162	0	21	3	36	0	26	0	0	0	0		301
9/20/24	Illinois	39	166	0	21	21	215	4	29	21-27-0	215	4	29	3	59	0	24	3	60	0	37		381
9/28/24	at Purdue	31	50	0	13	18	174	1	19	18-25-1	174	1	19	1	27	0	22	0	0	0	0		224
10/5/24	Rutgers	32	78	0	17	15	186	1	43	15-37-2	186	1	43	0	0	0	0	3	27	0	15		264
10/19/24	at Indiana	33	215	5	43	24	280	3	36	24-30-1	280	3	36	0	0	0	0	2	20	0	20		495
10/26/24	at Ohio St.	31	64	0	15	13	221	3	60	13-16-1	221	3	60	2	33	0	18	1	8	0	8		285
11/2/24	UCLA	30	139	0	57	17	219	2	48	17-25-0	219	2	48	1	17	0	17	1	16	0	16		35
11/16/24	at USC	32	182	1	34	25	259	3	48	25-35-1	259	3	48	1	32	0	32	1	9	0	9		441
	Opponents	313	1105	6	57	188	2109	19	60	188-293-10	2109	19	60	17	351	0	61	16	183	0	37		3214
	Nebraska	336	1243	15	42	215	2254	11	59	215-333-11	2254	11	59	18	306	0	40	13	64	0	13		3497

DATE	OPPONENT	-----TACKLES-----				SACKS	---FUMBLE---		INT-YDS	QBH	PBU	BLKD KICK	---KICKS---XPTS-----			PTS OFF	
		SOL	AST	TOT	TFL-YDS	NO-YDS	FF	FR-YDS					ATT-MAD	RUN	RCV	SAF	TO
8/31/24	UTEP	52	42	94	3.0-8	1-6	1	1-0	0-0	2	2	0	1-1	0	0	0	0
9/7/24	Colorado	45	18	63	7.0-18	0-0	0	0-0	0-0	4	2	1	1-1	0	0	0	0
9/14/24	UNI	29	14	43	2.0-4	0-0	0	0-0	1-0	1	2	0	0-0	0	0	0	0
9/20/24	Illinois	35	30	65	8.0-58	6-55	3	0-0	1-0	2	4	0	4-4	0	0	0	0
9/28/24	at Purdue	34	26	60	2.0-10	1-8	0	0-0	0-0	3	3	2	1-1	0	0	0	0
10/05/24	Rutgers	42	20	62	7.0-36	4-33	0	0-0	1-23	3	5	2	1-1	0	0	0	0
10/19/24	at Indiana	45	30	75	7.0-24	2-11	2	2-0	3-84	2	2	0	8-8	0	0	0	28
10/26/24	at Ohio St.	39	20	59	13.0-39	3-21	1	0-0	1-0	0	1	0	3-3	0	0	0	0
11/2/24	UCLA	34	28	62	7.0-29	4-23	0	0-0	2-38	7	7	0	3-3	0	0	0	7
11/16/24	at USC	44	18	62	5.0-11	2-6	0	0-0	2-0	1	4	0	4-4	0	0	0	0
	Opponents	399	246	645	61.0-237	23-163	7	3-0	11-145	25	32	5	26-26	0	0	0	35
	Nebraska	334	262	596	62.0-248	26-163	5	4-0	10-184	30	33	2	27-28	0	1	1	45

DATE	OPPONENT	PUNTING										FIELD GOALS			KICKOFFS				
		NO	YDS	AVG	LG	BLK	TB	FC	50+	I20	ATT-MADE	LG	BLKD	NO	YDS	AVG	TB	OB	
8/31/24	UTEP	6	235	39.2	41	0	0	2	0	1	0-0	0	0	4	181	45.3	1	0	
9/7/24	Colorado	5	220	44.0	54	0	0	1	1	2	1-3	27	1	3	169	56.3	0	0	
9/14/24	UNI	4	134	33.5	36	0	0	1	0	1	1-1	31	0	2	130	65.0	2	0	
9/20/24	Illinois	2	74	37.0	41	0	0	1	0	2	1-1	26	0	5	323	64.6	4	0	
9/28/24	at Purdue	6	258	43.0	49	0	0	1	0	0	1-2	45	0	3	165	55.0	1	0	
10/5/24	Rutgers	4	172	43.0	44	0	2	0	0	2	0-1	0	0	2	118	59.0	0	0	
10/19/24	at Indiana	1	32	32.0	32	0	0	0	0	0	0-0	0	0	9	531	59.0	2	1	
10/26/24	at Ohio St.	5	235	47.0	61	0	0	3	1	2	0-1	0	0	4	251	62.8	3	0	
11/2/24	UCLA	5	208	41.6	47	0	1	4	0	2	2-2	26	0	6	389	64.8	5	0	
11/16/24	at USC	4	207	51.8	60	0	0	1	3	4	0-1	0	1	5	325	65.0	4	0	
	Opponents	42	1775	42.3	61	0	3	14	5	16	6-12	45	2	43	2582	60.0	22	1	
	Nebraska	40	1701	42.5	69	3	3	11	13	13	9-14	54	2	47	2915	62.0	23	1	



TEAM COMPARISON

OPPONENT	SCORE	1ST DNS (RUN/PASS/PEN.)	RUSHING	PASSING	PASS YDS	TOTAL OFFENSE	RET YDS	T/O
UTEP	40-7	30/12 (11/5; 14/7; 5/0)	47-223/24-56	25-36-0 /16-26-2	284/149	83-507/50-205	118/77	1/2
Colorado	28-10	22/15 (10/3; 7/11; 5/1)	35-149/22-16	23-30-0/23-40-1	185/244	65-334/62-260	58/113	0/2
UNI	34-3	22/18 (7/6; 13/9; 2/3)	22-142/39-139	20-26-1/16-32-1	281/162	48-423/71-301	17/36	1/1
Illinois	24-31	20/25 (7/9; 13/11; 0/5)	33-48/39-166	24-35-1/21-27-0	297/215	68-345/66-381	26/119	1/2
at Purdue	28-10	26/12 (6/4; 12/8; 8/0)	32-161/31-50	17-27-0/18-25-1	257/174	59-418/56-224	52/27	0/1
Rutgers	14-7	15/18 (10/6; 5/9; 0/3)	42-97/32-78	14-28-1/15-37-2	164/186	70-261/69-264	33/50	1/2
Indiana	7-56	20/24 (8/9; 10/12; 2/3)	29-70/33-215	28-46-3/24-30-1	234/280	75-304/63-495	123/104	5/1
Ohio St.	17-21	18/11 (7/4; 8/6; 3/1)	33-121/31-64	21-33-1/13-16-1	152/221	66-273/47-285	37/41	1/1
UCLA	20-27	21/17 (10/5; 7/11; 4/1)	38-113/30-139	16-34-2/17-25-0	209/219	72-322/55-358	18/71	2/0
at USC	20-28	19/22 (8/9; 10/11; 1/2)	25-119/32-182	27-38-2/25-35-1	191/259	63-310/67-441	72/41	2/2
Totals	232-200	213/174 (84/60; 99/95; 30/19)	336-1243/313-1105	215-333-11/188-293-10	2254 / 2109	669-3497/606-3214	554/679	14/14

Note: Game totals are displayed in the format NEBRASKA/OPPONENT for each category

OPPONENT	3RD DOWN	4TH DOWN	TIME POSS	MARGIN	YDS/RUSH	YDS/PASS	YDS/PLAY	PUNTING	PENALTIES	SACKS
UTEP	11-17/3-10	0-2/0-0	38:32/21:28	17:04	4.7/2.3	7.9/5.7	6.1/4.1	2-48.5/6-39.2	3-35.0/9-76.0	2/1
Colorado	3-12/4-14	0-0/1-3	35:21/24:39	10:42	4.3/0.7	6.2/6.1	5.1/4.2	7-42.1/5-44.0	12-105.0/9-104.0	6/0
UNI	4-7/6-16	0-1/2-4	21:53/38:07	-16:14	6.5/3.6	10.8/5.1	8.8/4.2	0-0.0/4-33.5	4-44.0/9-95.0	1/0
Illinois	8-15/7-13	0-1/2-3	30:21/29:39	00:42	1.5/4.3	8.5/8.0	5.1/5.8	3-50.3/2-37.0	10-89.0/3-20.0	2/6
at Purdue	1-8/7-15	1-1/0-0	30:18/29:42	00:36	5.0/1.6	9.5/7.0	7.1/4.0	3-34.3/6-43.0	11-94.0/13-165.0	5/1
Rutgers	7-19/2-14	3-3/2-6	31:35/28:25	03:10	2.3/2.4	5.9/5.0	3.7/3.8	8-36.3/4-43.0	7-37.0/4-28.0	4/4
Indiana	7-16/5-9	0-5/1-2	32:08/27:52	04:16	2.4/6.5	5.1/9.3	4.1/7.9	3-41.0/1-32.0	6-47.0/4-46.0	1/2
Ohio St.	5-16/1-10	0-1/1-2	35:07/24:53	10:14	3.7/2.1	4.6/13.8	4.1/6.1	6-40.8/5-47.0	7-62.0/3-36.0	2/3
UCLA	9-17/6-13	1-3/0-0	30:46/29:14	01:32	3.0/4.6	6.1/8.8	4.5/6.5	3-55.7/5-41.6	2-15.0/9-62.0	2/4
at USC	5-13/6-13	1-1/1-1	28:10/31:50	-03:40	4.8/5.7	5.0/7.4	4.9/6.6	5-46.0/4-51.8	5-40.0/5-70.0	1/2
Totals	60-140/47-127	6-18/10-21	314:11/285:49	28:22	3.7/3.5	6.8/7.2	5.2/5.3	40-42.5/42-42.3	67-568.0/68-702.0	26 / 23

Note: Game totals are displayed in the format NEBRASKA/OPPONENT for each category

NEBRASKA RED ZONE CHART

NEBRASKA INSIDE OPPONENT RED-ZONE

DATE	OPPONENT	SCORE	TIMES IN RZ	TIMES SCORED	PTS	TOTAL TDS	RUSH TDS	PASS TDS	-----FGs----- MADE MISS	----- FAILED TO SCORE INSIDE RZ ----- DOWNS INT FUMB HALF GAME
8/31/24	UTEP	W, 40-7	5	4	24	3	3	0	1 1	0 0 1 0 0
9/7/24	Colorado	W, 28-10	5	3	21	3	2	1	0 1	0 0 0 0 1
9/14/24	UNI	W, 34-3	4	4	20	2	1	1	2 2	0 0 0 0 0
9/20/24	Illinois	L, 24-31	4	4	24	3	0	3	1 1	0 0 0 0 0
9/28/24	at Purdue	W, 28-10	4	2	14	2	1	1	0 2	0 0 0 0 0
10/5/24	Rutgers	W, 14-7	2	2	14	2	2	0	0 0	0 0 0 0 0
10/19/24	at Indiana	L, 7-56	4	1	7	1	1	0	0 0	0 1 2 0 0
10/26/24	at Ohio St.	L, 17-21	4	3	14	1	1	0	2 2	1 0 0 0 0
11/2/24	UCLA	L, 20-27	4	3	20	3	2	1	0 0	1 0 0 0 0
11/16/24	at USC	L, 20-28	3	2	6	0	0	0	2 2	0 1 0 0 0
Totals 28 of 39 (71.8%)			39	28	164	20	13	7	8 11	2 2 3 0 1

OPPONENT INSIDE NEBRASKA RED-ZONE

DATE	OPPONENT	SCORE	TIMES IN RZ	TIMES SCORED	PTS	TOTAL TDS	RUSH TDS	PASS TDS	-----FGs----- MADE MISS	----- FAILED TO SCORE INSIDE RZ ----- DOWNS INT FUMB HALF GAME
8/31/24	UTEP	W, 40-7	0	0	0	0	0	0	0 0	0 0 0 0 0
9/7/24	Colorado	W, 28-10	3	2	10	1	0	1	1 2	0 0 0 0 0
9/14/24	UNI	W, 34-3	2	1	3	0	0	0	1 1	1 0 0 0 0
9/20/24	Illinois	L, 24-31	4	4	24	3	0	3	1 1	0 0 0 0 0
9/28/24	Purdue	W, 28-10	2	1	7	1	0	1	0 1	0 0 0 0 0
10/5/24	Rutgers	W, 14-7	2	1	7	1	0	1	0 0	1 0 0 0 0
10/19/24	Indiana	L, 7-56	7	7	49	7	4	3	0 0	0 0 0 0 0
10/26/24	Ohio St.	L, 17-21	1	1	7	1	0	1	0 0	0 0 0 0 0
11/2/24	UCLA	L, 20-27	3	3	13	1	0	1	2 2	0 0 0 0 0
11/16/2024	USC	L, 20-28	4	3	21	3	1	2	0 1	0 0 0 0 0
Totals 23 of 28 (82.1%)			28	23	141	18	5	13	5 8	2 0 0 0 0



NEBRASKA & OPPONENT LONG PLAYS & DRIVE INFORMATION

LONG SEASON PLAYS (20 OR MORE YARDS)

	[-----NEBRASKA-----]				[-----OPPONENT-----]			
	RUSH	PASS	RET	TOT	RUSH	PASS	RET	TOT
UTEP	1	2	2	5	0	2	1	3
Colorado	1	2	0	3	0	4	2	6
Northern Iowa	2	3	0	5	0	1	1	2
Illinois	0	5	1	6	2	2	2	6
at Purdue	2	5	1	8	0	0	1	1
Rutgers	0	4	0	4	0	1	1	2
at Indiana	0	3	3	6	4	3	2	9
at Ohio State	1	2	1	4	0	3	0	3
UCLA	0	5	0	5	1	3	1	5
USC	1	2	1	4	2	4	1	7
TOTALS	8	33	9	50	9	23	12	44

LONG DRIVE SUPERLATIVES

	NEBRASKA	OPPONENT
Most Yards (Result)	86 vs. Colorado (TD)	88 at Indiana (TD)
Most Plays (Result)	19 vs. Illinois (FG)	16 vs. UNI (FG)
Most Time (Result)	9:26 vs. UTEP (FG)	10:08 vs. UNI (FG)

NEBRASKA LONG PLAYS (50; 8 RUNS; 33 PASSES; 9 RETURNS)

YDS	OPPONENT	PLAY	RESULT
59	UTEP	Pass (Raiola-Neyor)	Touchdown
59	UNI	Pass (Raiola-Lloyd)	1st-10
45	USC	IR (Wright)	Touchdown
44	Illinois	Pass (Raiola-Neyor)	1st-10
42	UTEP	Rush (E. Johnson)	1st-Goal
40	Indiana	KOR (Ives)	1st-10
40	UCLA	Pass (Raiola-Barney)	1st-10
38	UNI	Rush (Dowdell)	1st-10
38	Ohio State	Rush (Raiola)	1st-10
37	UCLA	Pass (Raiola-Neyor)	1st-10
36	UNI	Rush (E. Johnson)	Touchdown
36	Colorado	Pass (Raiola-Lloyd)	1st-Goal
36	Rutgers	Pass (Raiola-R. Johnson)	1st-10
35	UTEP	KOR (Barney Jr.)	1st-10
35	Purdue	IR (Bullock)	Touchdown
34	Ohio State	IR (Hartzog)	1st-Goal
33	Ohio State	Pass (Raiola-Fidone)	1st-10
31	Purdue	Rush (Barney Jr.)	1st-10
31	Rutgers	Pass (Raiola-Banks)	1st-10
30	Rutgers	Pass (Buschini-Lloyd)	1st-10
29	Illinois	Pass (Raiola-Fidone)	1st-Goal
29	Illinois	Pass (Raiola-Neyor)	1st-10
29	USC	Pass (Raiola-Johnson)	Touchdown
28	Rutgers	Pass (Raiola-Barney)	1st-10
28	Indiana	Pass (Raiola-Fidone)	1st-10
27	UCLA	Pass (Raiola-Barney)	1st-Goal
27	Purdue	Pass (Raiola-Banks)	1st-10
27	Illinois	Pass (Raiola-Banks)	1st-10
27	Purdue	Pass (Raiola-E. Johnson)	1st-10
26	Illinois	KOR (Barney)	1st-10
26	Purdue	Pass (Raiola-Banks)	1st-10
26	Indiana	IR (Hartzog)	1st-10
25	Indiana	Pass (Raiola-Fidone)	1st-10
25	Purdue	Pass (Raiola-Lloyd)	1st-10
25	Purdue	Rush (Barney Jr.)	Touchdown
25	Colorado	Pass (Raiola-Boerkircher)	1st-10
24	UNI	Pass (Raiola-Nelson)	Touchdown
24	UNI	Pass (Haarberg-E. Johnson)	1st-10
24	UCLA	Pass (Haarberg-Neyor)	1st-10
24	USC	Pass (Raiola-Lloyd)	1st-10
23	USC	KOR (Barney)	1st-10
23	Indiana	Pass (Raiola-Fidone)	1st-10
22	Ohio State	Pass (Raiola-Banks)	1st-10
21	UTEP	Pass (Raiola-Banks)	Touchdown
21	UTEP	KOR (Barney Jr.)	1st-10
21	Colorado	Rush (Barney Jr.)	1st-10
21	Illinois	Pass (Raiola-Barney)	1st-10
20	Purdue	Pass (Raiola-Fidone)	1st-10
20	Indiana	KOR (Barney)	1st-10
20	UCLA	Pass (Raiola-Neyor)	1st-10
20	USC	Rush (Dowdell)	1st-10

OPPONENT LONG PLAYS (44; 9 RUNS; 23 PASSES; 12 RETURNS)

YDS	OPPONENT	PLAY	RESULT
78	Indiana	IR (Asbury)	1st-10
61	Colorado	KOR (Horn Jr.)	1st-10
60	Ohio State	Pass (Howard-Smith)	Touchdown
57	UCLA	Rush (Gerbers)	1st-10
48	UCLA	Pass (Garbers-Gilmer)	Touchdown
48	USC	Pass (Maiava-Robinson)	Touchdown
43	Indiana	Rush (Ellison)	1st-10
43	Rutgers	Pass (Kaliakmanis-Black)	1st-10
40	Ohio State	Pass (Howard-Tate)	Touchdown
38	UTEP	Pass (Locklear-Thomas)	Touchdown
37	Ohio State	Pass (Howard-Tate)	1st-10
37	Illinois	PR (Beaty)	1st-10
36	Indiana	Pass (Rourke-Cooper Jr.)	1st-Goal
35	Indiana	Pass (Jackson-Lawson)	1st-10
32	UNI	KOR (Pettinger)	1st-10
32	USC	KOR (Lemon)	1st-10
31	Indiana	Rush (Ellison)	Touchdown
30	Colorado	Pass (Sanders-Sheppard)	1st-Goal
29	Purdue	KOR (Jackson)	1st-10
29	UTEP	PR (Thomas)	1st-10
29	Illinois	Pass (Altmyer-Arkin)	1st-10
29	Indiana	Rush (Lawson)	1st-10
38	UCLA	IR (Medrano)	Touchdown
28	USC	Pass (Maiava-Robinson)	1st-10
28	Indiana	Pass (Rourke-Sarrat)	1st-10
28	Colorado	Pass (Sanders-Hunter)	1st-10
27	Illinois	Pass (Altmyer-Bryant)	Touchdown
25	UCLA	Pass (Garbers-Gilmer)	1st-10
24	Illinois	KOR (Wilcher)	1st-10
24	USC	Rush (Marks)	1st-10
23	USC	Pass (Maiava-Branch)	1st-10
23	Rutgers	INT (Dixon)	1st-10
22	Indiana	Pass (Rourke-Sarratt)	1st-10
22	UCLA	Pass (Garbers-Matavao)	1st-10
21	UTEP	Pass (Locklear-Smith)	1st-10
21	Colorado	Pass (Sanders-Hayden)	1st-10
21	Colorado	Pass (Sanders-Hunter)	1st-10
21	UNI	Pass (Scheckman-Morancy)	1st-10
20	Colorado	KOR (Horn Jr.)	1st-10
21	Illinois	Rush (Laughery)	1st-10
21	Illinois	Rush (Feagin)	1st-Goal
21	USC	Pass (Maiava-Hudson)	1st-10
20	Indiana	PR (Price)	1st-10
20	USC	Rush (Marks)	1st-10

GAME-OPENING DRIVES

OPPONENT	[-----NEBRASKA-----]			[-----OPPONENT-----]		
	PTS.	1ST DWN	YDS	PTS.	1ST DWN	YDS
UTEP	7	5	72	0	0	9
Colorado	7	4	49	0	0	-9
UNI	7	5	75	3	4	62
Illinois	0	1	20	7	3	78
at Purdue	0	2	41	0	0	2
Rutgers	0	2	29	0	2	41
at Indiana	0	1	12	7	2	75
at Ohio State	0	0	-4	0	0	8
UCLA	0	0	2	3	4	73
at USC	0	1	14	0	1	0

SECOND-HALF OPENING DRIVES

OPPONENT	[-----NEBRASKA-----]			[-----OPPONENT-----]		
	PTS.	1ST DWN	YDS	PTS.	1ST DWN	YDS
UTEP	7	6	73	0	2	16
Colorado	0	0	6	3	2	49
UNI	3	3	68	0	3	46
Illinois	0	1	29	0	2	37
at Purdue	7	4	70	3	3	55
Rutgers	0	2	26	0	2	30
at Indiana	0	4	60	7	1	19
at Ohio State	3	5	47	0	0	7
UCLA	0	0	0	7	2	58
at USC	3	4	64	7	2	75



NEBRASKA & OPPONENT SCORING DRIVES, MISCELLANEOUS STATS

SCORING DRIVES

GAME	SCORING DRIVES		[----TIME----]		[---PLAYS---]		5 OR LESS	1 OR 0
	TOT	AVG.	TOT	AVG.				
UTEP	6	26:30	4:25	59	9.8		1	0
Colorado	4	3:22	0:50	19	4.8	2	1	
Northern Iowa	6	20:08	3:21	42	7.0	1	0	
Illinois	4	15:52	3:58	36	9.0	2	0	
at Purdue	4	12:20	3:05	25	6.3	1	1	
Rutgers	2	6:00	3:00	14	7.0	0	0	
at Indiana	1	5:57	5:57	13	13.0	0	0	
at Ohio State	4	17:07	4:16	39	9.8	0	0	
UCLA	3	12:44	4:14	28	9.3	0	0	
at USC	4	7:24:00	1:51	24	6.00	2	1	
TOTAL	38	132:55	3:29	299	7.9	9	3	
OPPONENTS	32	110:57	3:28	236	7.4	11	1	

NEBRASKA POINTS OFF TURNOVERS

GAME	TOs GAINED	TD	FG-FGA	PTS.	(NU FUM./LOST, INT)
UTEP	2 (0/0 F/L, 2 INT)	1	0-0	7	1 (1/1 F/L, 0 INT)
Colorado	2 (2/1 F/L, 1 INT)	1	0-0	7	0 (0/0 F/L, 0 INT)
Northern Iowa	1 (2/0 F/L, 1 INT)	0	1-1	3	1 (0/0 F/L, 1 INT)
Illinois	2 (2/2 F/L, 0 INT)	1	0-1	7	1 (3/0 F/L, 1 INT)
at Purdue	1 (0/0, F/L, 1 INT)	1	0-0	7	0 (0/0, F/L, 0 INT)
Rutgers	2 (0/0, F/L, 2 INT)	1	0-0	7	1 (0/0, F/L, 1 INT)
at Indiana	1 (0/0 F/L, 1 INT)	0	0-0	0	5 (3/2 F/L, 3 INT)
at Ohio State	1 (1/0 F/L, 1 INT)	0	0-0	0	1 (2/0 F/L, 1 INT)
UCLA	0 (0/0, F/L, 0 INT)	0	0-0	0	2 (0/0 F/L, 2 INT)
at USC	2 (2/1, 1 INT)	1	1-1	10	2 (0/0 F/L, 2 INT)
TOTAL	14 (9/4 F/L, 10 INT)	6	2-3	48	14 (9/3 F/L, 11 INT)
OPPONENTS	14 (9/3 F/L, 11 INT)	5	0-0	35	14 (9/4 F/L, 10 INT)

PENALTY NUMBERS

	NU PEN.-YDS.	OPP. PEN.-YDS
UTEP	3-35	9-76
Colorado	12-105	9-104
Northern Iowa	4-44	9-95
Illinois	10-89	3-20
at Purdue	11-94	13-165
Rutgers	7-37	4-28
at Indiana	6-47	4-46
at Ohio State	7-62	3-36
UCLA	2-15	9-62
at USC	5-40	5-70
TOTALS (AVG/PENALTY)	67-568 (8.5)	68-702 (10.3)
AVG/GAME	6.7-56.8	6.8-70.2

STARTING FIELD POSITION*

GAME	NU AVG. START (yards/drives/in 20/past 50)	OPP. AVG. START (yards/drives/in 20/past 50)	NU DIFF.
UTEP	35.4 (389/11/1/3)	24.5 (270/11/3/0)	10.9
Colorado	33.8 (406/12/3/3)	26.2 (340/13/2/1)	7.6
Northern Iowa	24.4 (220/9/3/1)	24.8 (223/9/1/0)	-0.4
Illinois	27.8 (278/10/1/1)	27.6 (276/10/1/0)	0.2
at Purdue	31.4 (314/10/0/0)	23.3 (256/11/3/ 0)	8.1
Rutgers	26.5 (315/12/3/2)	38.7 (426/11/2/2)	-12.2
at Indiana	25.7 (283/11/2/0)	43.3 (520/12/2/5)	-17.6
at Ohio State	30.8 (369/12/3/3)	28.2 (338/12/3/1)	2.6
UCLA	25.3 (278/11/3/0)	23.1 (231/10/3/0)	2.2
at USC	23.4 (257/11/3/1)	24.7 (272/11/3/0)	-1.3
TOTAL	28.5 (3109/109/22/14)	28.7 (3152/110/23/9)	-0.1

*does not include drives with time of 0:00 (i.e. defensive and special teams touchdowns, end of half turnovers, overtime, etc.)

NEBRASKA SCORING DRIVES

[----DRIVE----]						
OPPONENT	PLAYS	YDS	TIME	SCORE	QTR./TIME	PLAY
UTEP	12	72	5:54	7-0	1st/9:00	Dowdell 5-yd rush
UTEP	0	0	0:00	9-7	2nd/10:29	Robinson safety
UTEP	2	59	0:18	16-7	2nd/10:04	Neyer 59-yd pass from Raiola
UTEP	8	63	3:45	23-7	2nd/5:34	Ervin 2-yd rush
UTEP	9	59	2:03	30-7	2nd/0:02	Banks 21-yd pass from Raiola
UTEP	11	73	5:04	37-7	3rd/5:04	Ervin 1-yd rush
UTEP	17	87	9:22	40-7	4th/9:22	Alvano 20-yd FG
Colorado	7	49	3:22	7-0	1st/10:34	Dowdell 12-yd rush
Colorado	0	0	0:00	14-0	1st/5:46	Hill 7-yd interception return
Colorado	9	86	4:46	21-0	2nd/6:44	Dowdell 1-yd rush
Colorado	3	70	0:45	28-0	2nd/0:40	Johnson 18-yd pass from Raiola
UNI	8	75	3:20	7-0	1st/11:40	Nelson 24-yd pass from Raiola
UNI	7	75	3:08	14-3	2nd/13:04	Neyor 18-yd pass from Raiola
UNI	4	80	2:05	21-3	2nd/6:51	Barney Jr. 10-yd rush
UNI	9	68	3:31	24-3	3rd/6:17	Alvano 32-yd FG
UNI	6	33	3:11	27-3	3rd/0:43	Alvano 21-yd FG
UNI	8	80	4:33	34-3	4th/4:31	E. Johnson 36-yd rush
Illinois	18	72	8:39	3-7	1st/3:15	Hohl 21-yd FG
Illinois	4	37	2:09	10-3	1st/0:32	Neyor 6-yd pass from Raiola
Illinois	8	70	3:06	17-10	2nd/0:15	Neyor 11-yd pass from Raiola
Illinois	5	75	1:58	24-17	4th/14:57	Bonner 1-yd pass from Raiola
Purdue	9	70	3:53	7-3	3rd/2:49	Banks 6-yd pass from Raiola
Purdue	10	63	5:30	14-3	4th/10:34	Dowdell 1-yd rush
Purdue	6	57	2:57	21-3	4th/6:13	Barney Jr. 25-yd rush
Purdue	0	0	0:00	28-3	4th/5:38	J. Bullock 35-yd interception return
Rutgers	7	75	3:28	7-0	1st/3:09	Dowdell 1-yd rush
Rutgers	7	72	2:32	14-0	2nd/1:48	Bonner 11-yd rush
Indiana	13	75	5:57	7-13	2nd/7:40	Barney 7-yd rush
Ohio State	10	54	5:07	3-7	2nd/10:21	Hohl 39-yd FG
Ohio State	8	40	2:02	6-14	2nd/0:00	Hohl 54-yd FG
Ohio State	12	58	5:51	9-14	3rd/7:29	Hohl 47-yd FG
Ohio State	9	74	4:43	17-14	4th/10:47	Dowdell 1-yd rush
UCLA	8	75	3:45	7-10	2nd/10:02	Dowdell 4-yd rush
UCLA	7	75	2:58	14-17	3rd/5:23	Neyor 8-yd pass from Raiola
UCLA	13	53	6:01	20-27	4th/3:57	Dowdell 1-yd rush
USC	0	0	0:00	7-0	1st/9:37	Wright 45-yd interception return
USC	9	75	3:44	14-14	2nd/9:21	E. Johnson 29-yd pass from Raiola
USC	11	64	5:23	17-14	3rd/9:37	Hohl 29-yd FG
USC	4	4	2:01	20-21	3rd/2:09	Hohl 30-yd FG

OPPONENT SCORING DRIVES

[----DRIVE----]						
OPPONENT	PLAYS	YDS	TIME	SCORE	QTR./TIME	PLAY
UTEP	3	63	0:42	7-7	1st/2:24	Thomas 38-yd pass from Locklear
Colorado	8	49	2:46	3-28	3rd/10:38	Mata 27-yd FG
Colorado	6	58	2:04	10-28	4th/8:45	Wester 5-yd pass from Sanders
UNI	16	62	10:08	3-7	1st/1:32	Palmer 31-yd FG
Illinois	6	78	2:08	0-7	1st/11:54	Bryant 27-yd pass from Altmeyer
Illinois	8	62	3:48	10-10	2nd/11:37	Olano 26-yd FG
Illinois	11	57	5:00	17-17	3rd/1:55	Arkin 3-yd pass from Altmeyer
Illinois	8	75	4:21	24-24	4th/10:36	Henderson 6-yd pass from Altmeyer
Illinois	2	25	0:00	31-24	OT	Bryant 4-yd pass from Altmeyer
Purdue	13	55	8:08	3-0	3rd/6:42	Porath 45-yd FG
Purdue	12	75	4:09	10-28	4th/1:29	Smith 12-yd pass from Card
Rutgers	9	50	3:40	7-14	4th/4:08	Black 11-yd pass from Kaliakmanis
Indiana	8	75	5:25	7-0	1st/9:05	Ellison 5-yd rush
Indiana	6	88	2:19	14-0	2nd/13:37	Price 7-yd pass from Roarke
Indiana	10	75	3:53	21-7	2nd/3:47	Lawton 1-yd rush
Indiana	4	74	1:17	28-7	2nd/1:09	Ellison 31-yd rush
Indiana	3	19	1:10	35-7	3rd/6:25	Cross 2-yd pass from Jackson
Indiana	4	51	1:14	42-7	3rd/1:46	Sarratt 15-yd pass from Jackson
Indiana	4	43	13:01	49-7	4th/13:01	Black 10-yd rush
Indiana	5	19	2:28	56-7	4th/3:45	Green 1-yd rush
Ohio State	6	91	3:02	7-0	1st/0:29	Carnell 40-yd pass from Howard
Ohio State	4	75	2:00	14-3	2nd/8:21	Smith 60-yd pass from Howard
Ohio State	8	75	4:43	21-17	4th/6:04	Judkins 9-yd pass from Howard
UCLA	14	68	8:00	3-0	1st/7:00	Bhaghani 25-yd FG
UCLA	11	85	6:37	10-0	2nd/13:47	Berger 10-yd pass from Garbers
UCLA	7	67	3:10	13-7	2nd/6:52	Bhaghani 26-yd FG
UCLA	0	0	0:00	20-7	3rd/14:50	Medrano 20-yd interception return
UCLA	3	58	1:42	27-7	3rd/8:21	Gilmer 48-yd pass from Gerbers
USC	9	65	4:25	7-7	1st/5:04	Branch 6-yd pass from Maiava
USC	8	86	4:01	14-7	2nd/13:05	Hudson 12-yd pass from Maiava
USC	5	75	2:22	21-17	3rd/7:15	Robinson 48-yd pass from Maiava
USC	13	84	7:39	28-20	4th/2:45	Maiava 2-yd rush

INDIVIDUAL CAREER/SEASON SUPERLATIVES

SEASON AND CAREER, MOST PASSING YARDS

PLAYER	2024	CAREER
Brian Buschini	30 vs. Rutgers	Same
Heinrich Haarberg	35 vs. UTEP	199 vs. Michigan, '2023
Jalyn Gramstad	11 vs. UTEP	397-% at Mount Mary '23
Dylan Raiola	297 vs. Illinois	Same

*-Indicates touchdown pass; %-at Northwestern (Iowa)

SEASON AND CAREER, LONGEST PASS

2024	CAREER
30 vs. Rutgers (Lloyd)	Same
24 vs. UTEP (E. Johnson); vs UCLA (Neyor)	72* vs. Purdue, '23 (Lloyd)
11 vs. UTEP (Mangini)	69 vs. Keiser, '22
59*, 59 vs. UTEP (Neyor), UNI (Lloyd)	Same

SEASON AND CAREER, MOST RECEIVING YARDS

PLAYER	2024	CAREER
Jahmal Banks	94 vs. Illinois	141-@, vs Clemson
Jacory Barney Jr.	78 vs. UCLA	Same
Alex Bullock	12 vs. UTEP	56 at Minnesota, '23
Nate Boerkircher	25 vs Colorado	33 at Colorado, '23
Janiran Bonner	26 vs. UTEP	Same
Malachi Coleman		44 vs. Northwestern, '23
Jaidyn Doss		16 vs. Purdue, '23
Dante Dowdell	10 vs. Illinois	same
Isaiah Garcia-Castaneda		120 at Northwestern, '22
Gabe Ervin Jr.		20 vs. Northern Illinois, '23
Thomas Fidone III	91 at Indiana	Same
Heinrich Haarberg	8 vs. UNI	10 at Minnesota, '23
Rahmir Johnson	49 vs. Colorado	105 Michigan, '21
Emmett Johnson	48 at Purdue	Same
Luke Lindenmeyer	12 vs. UTEP	Same
Jaylen Lloyd	59 vs. UNI	73 vs. Purdue, '23
Roman Mangini	11 vs. UTEP	Same
Maurice Mazzccua		13-! vs. Bloomsburg, '21
Carter Nelson	48 vs. UNI	Same
Isaiah Neyor	121 vs. UTEP	126-^ vs. Boise State '21
Keelan Smith	4 vs. UTEP	Same

*-Indicates touchdown scored &-at New Mexico State; @-Wake Forest; ^-Wyoming; #-Oregon; !-at Mercyhurst

SEASON AND CAREER, LONGEST CATCH

2024	CAREER
31 vs. Rutgers (Raiola)	48-@, vs. Missouri, '22
40 vs. UCLA (Raiola)	Same
12 vs. UTEP (Haarberg)	34 * at Minnesota (Sims)
25 vs Colorado (Raiola)	Same
14 vs. UTEP (Raiola)	Same
	44* vs. Northwestern (Haarberg)
	16 vs. Purdue (Haarberg)
6 vs. Illinois (Raiola)	Same
	75-& at New Mexico, '21
	12 vs. Northern Illinois (Haarberg)
33 at Ohio State (Raiola)	Same
8 vs. UNI (Raiola)	Same
36 vs. Rutgers (Raiola)	43 Michigan, '21 (Martinez)
29* at USC (Raiola)	Same
12 vs. UTEP (Haarberg)	Same
59 vs. UNI (Raiola)	73* vs. Purdue (Haarberg)
11 vs. UTEP (Gramstad)	Same
	18-! vs. Bloomsburg, '21
24* vs. UNI (Raiola)	Same
59* vs. UTEP (Raiola)	74-^ vs. Boise State '21
4 vs. UTEP (Haarberg)	Same

SEASON AND CAREER, MOST RUSHING YARDS

PLAYER	2024	CAREER
Jahmal Banks		7-@ Pittsburgh, '23
Jacory Barney Jr.	66 at Purdue	Same
Janiran Bonner	11 vs. Rutgers	Same
Dante Dowdell	74 vs. Colorado	Same
Gabe Ervin Jr.	24 vs. UTEP	74 at Colorado, '23
Isaiah Garcia-Castaneda		6 vs. Kentucky, '21
Jalyn Gramstad	2 vs. UTEP	184 at Concordia, '22
Heinrich Haarberg	32 at Indiana	157 vs. Louisiana Tech, '23
Tommi Hill		-5 vs. Northern Illinois, '23
Kwinten Ives	4 vs. UTEP	
Emmett Johnson	71 vs. UTEP	84 vs. Maryland, '23
Rahmir Johnson	50 vs. UTEP	83 at Minnesota, '21
Daniel Kaelin		
Luke Lindenmeyer		-2 at Colorado, '23
Maurice Mazzccua	8 vs. UTEP	58-! at Mercyhurst, '21
Jaylen Lloyd	4 at Ohio State	9 at Minnesota, '23
Carter Nelson		
Mekhi Nelson	2 vs. UTEP	Same
Isaiah Neyor	13 vs. Illinois	58-^ vs. New Mexico, '20
Dylan Raiola	31 at Ohio State	Same
Kenneth Williams	5 vs. UTEP	

*-Indicates touchdown scored &-New Mexico State; @-Wake Forest; ^-Wyoming; #-Oregon ; %-at Northwestern (Iowa); !-at Mercyhurst

SEASON AND CAREER, LONGEST RUN

2024	CAREER
	7-@ Pittsburgh, '23
31at Purdue	Same
11* vs. Rutgers	Same
38 vs. UNI	Same
11 vs. UTEP	27 at Minnesota, '23
	6 & vs. Kentucky, '21
2 vs. UTEP	71 at Concordia, '22
13 at Indiana	72 * vs. Louisiana Tech, '23
	-5 vs. Northern Illinois, '23
5 vs. UTEP	Same
42 vs. UTEP	Same
18 vs. Rutgers	44 at Colorado, '23
5 vs. UTEP	-1 at Colorado, '23
4 at Ohio State	51-! at Mercyhurst, '21
	9 at Minnesota, '23
2 vs. UTEP	Same
13 vs. Illinois	58-^ vs. New Mexico, '20
38 at Ohio State	Same
5 vs. UTEP	



INDIVIDUAL CAREER/SEASON SUPERLATIVES

SEASON AND CAREER, MOST TACKLES, TFLS AND SACKS

PLAYER	TACKLES (2024)	CAREER	TFL (2024)	CAREER	SACKS (2024)	CAREER
Dwight Bootle		2 vs. No. Illinois, '23		none		none
Jacob Bower	1 vs. UNI	Same		none		none
Derek Branch	2 vs. UNI	Same	0.5 vs. UNI	none		none
Kody Bretz	2 at Indiana	2 vs. Michigan, '23; at Indiana	1.0 at Indiana	none		none
Grant Buda	1 vs. UTEP	Same		none		none
Mario Buford	3 vs. UNI	Same		none		none
Marques Buford Jr.	4 vs. UNI; UCLA; USC	10 at Wisconsin, '23	1 at USC	1.5 at Wisconsin, '23		1.0 vs. Maryland, '23
John Bullock	9 vs. UNI; vs. Illinois	Same	2.0 vs. Colorado	Same	1.0 vs. UNI; vs. Ill., UCLA	1.0 4x, last vs. UCLA
Brian Buschini	2 vs. Purdue	2^--at Idaho, '21; Purdue		none		none
Noah Bustard	2 vs. UTEP	Same		none		none
Jimari Butler	5 at Ohio State	6 vs. Northwestern, '23	3.0 at Ohio State	Same	1.0 at Ohio State	1.0 6x last at Ohio State
Jeremiah Charles	2 vs. UCLA	Same		none		none
Keona Davis	2 vs. UNI; at Purdue	Same	1.0 at Purdue	none		none
Mikai Gbayor	6 vs. Colorado; vs. Illinois	6 3x, last vs. Illinois	2.0 at Indiana	Same	1.0 at Indiana	0.5 at Mich St., '23
Vincent Genatone		1^--vs. Butler, '23		none		none
Isaac Gifford	10 vs. UNI	11 vs. Ga. So., '22; vs Iowa, '23	1.5 vs. UNI; Rutgers	2.0 vs. Indiana, '22; Purdue '23		1.0 vs. Illinois, '22
Mason Goldman	2 vs. UTEP; vs. UNI	Same	1.0 vs. UTEP	Same	1.0 vs. UTEP	Same
Malcolm Hartzog	6 at USC	6 at Colorado, '23; at USC		1.0 vs. Wis., '22; at Minn., '23		none
Blye Hill		4 vs. Duquesne, '23		1.0 vs. Merrimack, '23		none
Tommi Hill	6 vs. Colorado	8 vs. Ga. Southern, '22	0.5 at USC	none		0.5 vs. Maryland, '23
Nash Hutmacher	4 vs. Illinois	7 vs. Northwestern, '23	1.0 3x, last vs. Rutgers	2.5 vs. No. Illinois '23; NW '23	1 vs. Colorado; Rutgers	2.5 vs. Northwestern, '23
Elijah Jeudy	2 vs. Rutgers	2 vs. La Tech; NW, '23	1.0 vs. Rutgers	1.0 vs. Northwestern, '23		none
Donovan Jones	1 vs. UTEP	Same		none		none
Sua Lefotu	1 at Indiana	2 vs. Michigan, '23		none		none
Cameron Lenhardt	3 vs. Colorado; vs. UNI	4 at Michigan State, '23	1.5 vs. Colorado	2.0 at Colorado, '23	0.5 vs. Colorado	2.0 at Colorado, '23
Vincent Jackson		none		none		none
Willis McGahee IV	3 vs. UTEP	none	1.0 vs. Colorado	Same	1.0 vs. Colorado	Same
Maverick Noonan	1 vs. UTEP	none	1.0 vs. UTEP	Same		none
Dylan Parrott	1 vs. UNI; at Indiana	Same		none		none
Ty Robinson	3 vs. Illinois; vs. Rutgers	7 vs. Maryland, '23	2.0 vs. 3x last vs. UCLA	Same	1.0 6x, last vs. USC	1 10x, last vs. USC
Dylan Rogers	1 vs. Colorado	Same		none		none
A.J. Rollins		4 vs. No. Illinois, '23		none		none
Amare Sanders	2 vs. UNI	none		none		none
Ismael Smith Flores	1 vs. UTEP	Same		none		none
Gage Stenger	2 vs. Illinois	Same		none		none
Rahmir Stewart	2 vs. UTEP; vs. UNI	Same		none		none
MJ Sherman	6 vs. Illinois	Same	2.0 at Ohio State	Same	1.5 at Purdue	Same
Vincent Shavers	4 at USC	Same	0.5 at USC	none		none
DeShon Singleton	10 at Ohio State	Same	1.0 vs. Rutgers	1.5 vs. Louisiana Tech, '23		none
Gage Stenger	1 vs. UTEP	Same		none		none
Stefon Thompson	6 vs. UNI	10-@ vs. Pittsburgh, '21		4.0-@ at Louisville, '20		2.0-@ vs. Albany, '21
Traveon Thompson	1 vs. UTEP	Same		none		none
Princewell Umanmeilen	2 3x, last vs. Rutgers	7 vs. Northwestern, '23	1.0 at Purdue	2.0 vs. Northwestern, '23	0.5 vs. Colorado	1.0 NW, '23
Riley Van Poppel	1 vs. Rutgers	1 4x, last vs. Maryland, '23		0.5 at Colorado, '23		0.5 at Colorado, '23
Kai Wallen	2 vs. UNI	Same	0.5 at Purdue	Same	0.5 at Purdue	Same
James Williams	5 vs. Rutgers	Same	2.0 at Purdue; vs. Rutgers	Same	2.0 at Purdue; vs. Rutgers	Same
Ceyair Wright	6 vs. Illinois; at Indiana	Same	1.0 vs. Illinois	1.0-\$ vs. SJSU, '23; vs. Illinois	1.0 vs. Illinois	Same
Javin Wright	4 vs. Rutgers	8 vs. Maryland, '23	1.0 at Ohio State	Same		0.5 vs. Iowa, '23

%-Arizona State; #-Georgia @-Syracuse; \$-USC; ^-Montana

NEBRASKA STATISTICAL HIGHS AND LOWS

NEBRASKA TOTALS	HIGHS	LOWS
Points Scored	40 vs. UTEP	7 at Indiana
First Downs	30 vs. UTEP	15 vs. Rutgers
Rushing Attempts	47 vs. UTEP	22 vs. UNI
Rushing Yards	223 vs. UTEP	70 at Indiana
Passes Attempted	46 at Indiana	26 vs. UNI; at Purdue
Passes Completed	28 at Indiana	14 vs. Rutgers
Had Intercepted	3 at Indiana	0 vs. UTEP; vs. Colo.; at Purdue
Passing Yards	297 vs. Illinois	164 vs. Rutgers
Total Plays	83 vs. UTEP	48 vs. UNI.
Total Yards	507 vs. UTEP	261 vs. Rutgers
Possession Time	38:32 vs. UTEP	21:53 vs. UNI
Fumbles	3 vs. Illinois; at Indiana	0 vs. Colo.; vs. UNI; at Purdue; vs. Rutgers; at USC
Fumbles Lost	2 at Indiana	0 8x, last vs. USC
Turnovers	5 at Indiana	0 vs. Colo.; at Purdue
Turnover Margin	+2 vs. Colo.	-4 at Indiana
Penalties	12 vs. Colo.	2 vs. UCLA
Yards Penalized	104 vs. Colo.	15 vs. UCLA
Sacks By-Yards Lost	6-41 vs. Colo.	1-1 vs. UNI; 1-9 at Indiana; 1-10 at USC
Team Tackles for Loss-Yards	10-49 vs. Colo.	2.0-7 vs. Illinois

NEBRASKA INDIVIDUAL OFFENSIVE HIGHS

Most Rushing Attempts	20; Donte Dowdell vs. Illinois
Most Net Rushing Yards	74; Donte Dowdell vs. Colo.
Most Rushing TDs	2; Gabe Ervin Jr. vs. UTEP; Donte Dowdell vs. Colo., vs. UCLA
Longest TD Run	36; Emmett Johnson vs. UNI
Longest Run, No TD	42; Emmett Johnson vs. UTEP
Most Pass Attempts	44; Dylan Raiola at Indiana
Most Completed Passes	28; Dylan Raiola at Indiana
Most Passing Yards	297; Dylan Raiola vs. Illinois
Most Passing TDs	3; Dylan Raiola vs. Illinois
Longest TD Pass	59; Dylan Raiola to Isaiah Neyor vs. UTEP
Longest Pass, No TD	59; Dylan Raiola to Jaylen Lloyd vs. UNI
Most Pass Receptions	8; Rahmir Johson vs. Colo.; Jahmal Banks vs. Illinois; Jacory Barney Jr. at Indiana
Most Receiving Yards	121; Isaiah Neyor vs. UTEP
Most TD Receptions	2; Isaiah Neyor vs. Illinois
Most Total Offense Attempts	46; Dylan Raiola vs. Colo. (44 pass, 2 rush)
Most Total Offense Yards	260; Dylan Raiola vs. UNI (13 rush, 247 passing)
Most All-Purpose Attempts	22; Donte Dowdell vs. Illinois
Most All-Purpose Yards	121; Isaiah Neyor vs. UTEP
Most Touchdowns Scored	2; Gabe Ervin Jr. vs. UTEP; Donte Dowdell vs. Colo. vs. UCLA; Isaiah Neyor vs. Illinois

NEBRASKA INDIVIDUAL SPECIAL TEAMS HIGHS

Most Field Goals Attempted	3; John Hohl at Purdue; at Ohio State
Most Field Goals Made	3; John Hohl at Ohio State
Longest Field Goal Made	54; John Hohl at Ohio State
Longest Field Goal Attempted	54; John Hohl at Ohio State
Longest Punt Return, TD	None
Longest Punt Return, No TD	13; Isaiah Garcia-Castaneda vs. UTEP
Most Punt Return Yardage	25; Isaiah Garcia-Castaneda vs. UTEP
Longest Kickoff Return, TD	None
Longest Kickoff Return, No TD	40; Kwinten Ives at Indiana
Most Kickoff Return Yardage	75; Jacory Barney Jr. vs. UTEP
Longest Blocked Punt, TD	None
Longest Blocked Field Goal Return	None
Most Punts	6; Brian Buschini at Ohio State (40.8 avg)
Highest Punting Average	55.7; Brian Buschini vs. UCLA (3 punts)
Longest Punt	69; Brian Buschini vs. Rutgers
Most Blocked Field Goals	1; Ty Robinson vs. Colorado; Ceyair Wright at USC
Most Blocked Punts	None
Most Blocked PAT	None

NEBRASKA INDIVIDUAL DEFENSIVE HIGHS

Most Total Tackles	10; Isaac Gifford. vs. UNI; DeShon Singleton at Ohio State
Most Solo Tackles	8; DeShon Singleton vs. UCLA
Most Tackles for Loss	3.0; Jimari Butler at Ohio State
Most Yards Lost	16; James Williams vs. Rutgers (2.0 TFL)
Most Quarterback Sacks	2.0; James Williams at Purdue; vs. Rutgers
Most Yards Lost	16; James Williams vs. Rutgers (2.0 sacks)
Most Pass Breakups	3; Marques Buford vs. Rutgers
Most Interceptions	1; Eight times
Longest Interception TD Return	45; Ceyair Wright at USC
Longest Interception Return, No TD	34; Malcolm Hartzog at Ohio State
Longest Fumble TD Return	None
Longest Fumble Return, No TD	None



OPPONENT STATISTICAL HIGHS AND LOWS

OPPONENT TOTALS	HIGHS	LOWS
Points Scored	56 at Indiana	3 vs. UNI
First Downs	25 vs. Illinois	11 at Ohio State
Rushing Attempts	39 vs. UNI; vs. Illinois	22 vs. Colorado
Rushing Yards	215 at Indiana	16 vs. Colorado
Passes Attempted	40 vs. Colorado	16 at Ohio State
Passes Completed	25 at USC	15 vs. Rutgers
Had Intercepted	2 vs. UTEP; vs. Rutgers	0 vs. Illinois; vs. UCLA
Passing Yards	280 at Indiana	149 vs. UTEP
Total Plays	71 vs. UNI	50 vs. UTEP
Total Yards	495 at Indiana	205 vs. UTEP
Possession Time	38:07 vs. UNI	21:28 vs. UTEP
Fumbles	2 vs. Colorado; vs. UNI; vs. Illinois; at USC	0 vs. UTEP; at Purdue; vs. Rutgers; at Indiana; vs. UCLA
Fumbles Lost	2 vs. Illinois	0 Seven times, last vs. UCLA
Turnovers	2 vs. UTEP; vs. Colorado; vs. Rutgers	0 vs. UCLA
Turnover Margin	+4 at Indiana	-2 vs. Colo.
Penalties	13 at Purdue	3 vs. Illinois; at Ohio State
Yards Penalized	165 at Purdue	20 vs. Illinois
Sacks By-Yards Lost	5-46 vs. Illinois	0-0 vs. Colo.; vs. UNI
Team Tackles for Loss-Yards	13-39 at Ohio State	2-4 vs. UNI; 2-10 at Purdue

OPPONENT INDIVIDUAL HIGHS

Most Yards Rushing	146; Woody Marks (USC)
Most Rushing Attempts	19; Kyle Monangai (Rutgers); Woody Marks (USC)
Most Yards Passing	259; Jayden Maiava (USC)
Most Passing Attempts	38; Shadeur Sanders (Colorado)
Most Pass Completions	25; Jayden Maiava (USC)
Most Pass Receptions	10; Travis Hunter (Colorado)
Most Yards Receiving	110; Travis Hunter (Colorado)

OPPONENT INDIVIDUAL LONGEST PLAYS

Rush	57; Ethan Gerbers (UCLA)
Pass	60; Will Howard to Jeremiah Smith (Ohio State)
Field Goal	45; Spencer Porath (Purdue)
Punt Return	37; Hank Beatty (Illinois)
Kickoff Return	61; Jimmy Horn Jr. (Colo.)
Fumble Return	None
Interception Return	78; Shawn Asbury II (Indiana)
Punt	61; Joe McGuire (Ohio State.)

*-Indicates touchdown scored

**GAME 1**

Aug. 31, 2024
Memorial Stadium
Lincoln, Neb.
Attend: 86,072
TV: FOX

UTEP (0-1)	7
NEBRASKA (1-0)	40

SCORING BY QUARTERS

Team	1st	2nd	3rd	4th	Total
UTEP	7	0	0	0	7
Nebraska	7	23	7	3	40

SCORING SUMMARY

Qtr.	Time	Team	Scoring Play
1st	09:00	NEB	Dowdell 5 yd rush (Alvano kick) 12-72, 05:54 UTEP 0, NEB 7
1st	02:24	UTEP	Thomas 38 yd pass from Locklear (Flabiano kick) 3-63, 00:42 UTEP 7, NEB 7
2nd	10:29	NEB	Robinson SAFETY UTEP 7, NEB 9
2nd	10:04	NEB	Neyor 59 yd pass from Raiola (Alvano kick) 2-59, 00:18 UTEP 7, NEB 16
2nd	05:34	NEB	Ervin Jr. 3 yd rush (Alvano kick) 8-63, 03:45 UTEP 7, NEB 23
2nd	00:02	NEB	Banks 21 yd pass from Raiola (Alvano kick) 9-59, 02:03 UTEP 7, NEB 30
3rd	05:34	NEB	Ervin Jr. 1 yd rush (Alvano kick) 11-73, 05:04 UTEP 7, NEB 37
4th	09:22	NEB	Alvano 20 yd FG 17-87, 09:26 UTEP 7, NEB 40

TEAM STATISTICS

	UTEP	NEB
FIRST DOWNS	12	30
RUSHES-YARDS (NET)	24-56	47-223
PASSING-YARDS (NET)	149	284
Passes Att-Comp-Int	23-16-0	25-14-1
TOTAL OFFENSE PLAYS-YARDS	16-26-2	25-36-0
Fumble Returns-Yards	1-0	0-0
Punt Returns-Yards	1-29	3-25
Kickoff Returns-Yards	3-48	3-75
Interception Returns-Yards	0-0	2-18
Punts (Number-Avg)	6-39.2	6-48.5
Fumbles-Lost	0-0	1-0
Penalties-Yards	9-76	3-35
Possession Time	21:28	38:32
Third-Down Conversions	3-10	11-17
Fourth-Down Conversions	0-0	2-2
Sacks By: Number-Yards	1-6	2-9

INDIVIDUAL STATISTICS

RUSHING: UTEP: Jevon Jackson 10-32; Skyler Locklear 4-15; Cade McConnell 2-12; Corey Wren 4-2; Kam Thomas 1-2; Jaden Smith 1-1; Shay Smith 2-6. **NEB:** Emmett Johnson 8-71; Dante Dowdell 8-55; Rahmir Johnson 11-50; Gabe Ervin Jr. 6-24; Heinrich Haarberg 2-8; Maurice Mazzucca Jr. 5-8; Kenneth Williams 1-5; Kwinten Ives 3-4; Jalyn Gramstad 1-2; Mekhi Nelson 1-2; Dylan Raiola 1-6

PASSING: UTEP: Skyler Locklear 11-17-1-115-1; Cade McConnell 3-7-1-20-0; Shay Smith 2-2-0-14-0. **NEB:** Dylan Raiola 19-27-0-238-2; Heinrich Haarberg 5-5-0-35-0; Jalyn Gramstad 1-3-0-11-0; TEAM 0-1-0-0-0.

RECEIVING: UTEP: Kam Thomas 7-71; Jaden Smith 4-33; Trey Goodman 2-26; Joshua Dye 1-11; Marcus Vinson 1-5; Ashton Nickelberry 1-3. **NEB:** Isaiah Neyor 6-121; Jahmal Banks 4-61; Janiran Bonner 3-26; Carter Nelson 3-21; Thomas Fidone II 3-1; Luke Lindenmeyer 1-12; Alex Bullock 1-12; Roman Mangini 1-11; Jacory Barney Jr. 1-10; Emmett Johnson 1-5; Keelan Smith 1-4.

INTERCEPTIONS: UTEP: None. **NEB** Malcolm Hartzog Jr. 1-0; Rahmir Stewart 1-18.

FUMBLES: UTEP: None. **NEB** Dante Dowdell 1-1

TACKLE LEADERS: UTEP: Dorian Hopkins 6-10. **NEB** Malcolm Hartzog Jr. 5-0; Mikai Gbaylor 2-3

**GAME 2**

Sept. 7, 2024
Memorial Stadium
Lincoln, Neb.
Attend: 86,906
TV: NBC

COLORADO (1-1)	10
NEBRASKA (2-0)	28

SCORING BY QUARTERS

Team	1st	2nd	3rd	4th	Total
Colorado	0	0	3	7	10
Nebraska	14	14	0	0	28

SCORING SUMMARY

Qtr.	Time	Team	Scoring Play
1st	10:34	NEB	Dowdell 12 yd rush (Alvano kick) 7-49, 03:22 CU 0, NEB 7
1st	05:46	NEB	Hill 7 yd interception return (Alvano kick) CU 0, NEB 14
2nd	06:44	NEB	Dowdell 1 yd rush (Alvano kick), 9-86, 04:46 CU 0, NEB 21
2nd	00:40	NEB	R. Johnson 18 yd pass from Raiola (Alvano kick) 3-70, 00:45 CU 0, NEB 28
3rd	10:38	CU	Mata 27 yd FG 8-49, 02:46 CU 3, NEB 28
4th	08:45	CU	Wester 5 yd pass from Sanders (Mata kick) 6-58, 02:04 CU 10, NEB 28

TEAM STATISTICS

	CU	NEB
FIRST DOWNS	15	22
RUSHES-YARDS (NET)	22-16	35-149
PASSING-YARDS (NET)	244	185
Passes Att-Comp-Int	40-23-1	30-23-0
TOTAL OFFENSE PLAYS-YARDS	62-260	65-334
Fumble Returns-Yards	0-0	1-0
Punt Returns-Yards	3-14	2-16
Kickoff Returns-Yards	3-99	2-35
Interception Returns-Yards	0-0	1-7
Punts (Number-Avg)	5-44.0	5-42.1
Fumbles-Lost	2-1	0-0
Penalties-Yards	9-104	12-105
Possession Time	24:39	35:21
Third-Down Conversions	4-14	3-12
Fourth-Down Conversions	1-3	0-0
Red-Zone Scores-Chances	2-3	3-5
Sacks By: Number-Yards	0-0	6-41

INDIVIDUAL STATISTICS

RUSHING: CU: Dallan Hayden 5-32; Isaiah Augustave 2-6; Charlie Offerdahl 4-4; Ryan Staub 3-4; Shedeur Sanders 8-30. **NEB:** Dante Dowdell 17-74; Rahmir Johnson 9-33; Jacory Barney Jr. 2-28; Dylan Raiola 3-7; Gabe Ervin Jr. 2-6; Emmett Johnson 1-3; TEAM 1-2

PASSING: CU: Shedeur Sanders 23-38-1-244-1; Ryan Staub 0-2-0-0-0. **NEB:** Dylan Raiola 23-30-0-185-1.

RECEIVING: CU: Travis Hunter 10-110; LaJohntay Wester 4-20; Will Sheppard 3-59; Jimmy Horn Jr. 3-26; Dallan Hayden 2-27; Sav'ell Smalls 1-2. **NEB:** Rahmir Johnson 8-49; Jacory Barney Jr. 6-29; Isaiah Neyor 4-31; Jahmal Banks 2-2; Jaylen Lloyd 1-36; Nate Boerkircher 1-25; Thomas Fidone II 1-13

INTERCEPTIONS: CU: None. **NEB:** Tommi Hill 1-0.

FUMBLES: CU: Jimmy Horn Jr. 1-0; Ryan Staub 1-1. **NEB** None

TACKLE LEADERS: CU: Cam'Ron Silmon-Craig 11-0. **NEB:** DeShon Singleton 5-1; Tommi Hill 4-2; Mikai Gbaylor 3-3; Isaac Gifford 2-4

**GAME 3**

Sept. 14, 2024
Memorial Stadium
Lincoln, Neb.
Attend: 86,546
TV: BTN

NORTHERN IOWA (2-1)	3
NEBRASKA (3-0)	34

SCORING BY QUARTERS

Team	1st	2nd	3rd	4th	Total
Northern Iowa	3	0	0	0	3
No. 23 Nebraska	7	14	6	7	34

SCORING SUMMARY

Qtr.	Time	Team	Scoring Play
1st	11:40	NEB	Nelson 24 yd pass from Raiola (Alvano kick) 8-75, 03:20 UNI 0, NEB 7
1st	01:32	UNI	Palmer 31 yd FG 16-62, 10:08 UNI 3, NEB 7
2nd	13:04	NEB	Neyor 18 yd pass from Raiola (Alvano kick) 7-75, 03:28 UNI 3, NEB 14
2nd	06:51	NEB	Barney Jr. 10 yd rush (Alvano kick) 4-80, 02:05 UNI 3, NEB 21
3rd	06:17	NEB	Alvano 31 yd FG 9-68, 03:31 UNI 3, NEB 24
3rd	00:43	NEB	Alvano 21 yd FG 6-33, 03:11 UNI 3, NEB 27
4th	04:31	NEB	E. Johnson 36 yd rush (Hohl kick) 8-80, 04:33 UNI 3, NEB 34

TEAM STATISTICS

	UNI	NEB
FIRST DOWNS	18	22
RUSHES-YARDS (NET)	39-139	22-142
PASSING-YARDS (NET)	162	281
Passes Att-Comp-Int	32-16-1	26-20-1
TOTAL OFFENSE PLAYS-YARDS	71-301	48-423
Fumble Returns-Yards	0-0	0-0
Punt Returns-Yards	0-0	1-2
Kickoff Returns-Yards	3-36	0-0
Interception Returns-Yards	1-0	1-15
Punts (Number-Avg)	4-33.5	4-0
Fumbles-Lost	2-0	0-0
Penalties-Yards	9-95	4-44
Possession Time	38:07	21:53
Third-Down Conversions	6-16	4-7
Fourth-Down Conversions	2-4	0-1
Red-Zone Scores-Chances	1-2	4-4
Sacks By: Number-Yards	0-0	1-1

INDIVIDUAL STATISTICS

RUSHING: UNI: Aidan Dunne 11-49; Amauri Pesek-Hickson 11-39; Tye Edwards 10-37; Matthew Scheckman 2-10; Sergio Morancy 1-6; Harrison Bey-Buie 2-4; TEAM 2-6. **NEB:** Dante Dowdell 6-55; Emmett Johnson 4-50; Dylan Raiola 2-13; Jacory Barney Jr. 1-10; Heinrich Haarberg 3-7; Rahmir Johnson 2-4; Gabe Ervin Jr. 3-3; Janiran Bonner 1-0


PASSING: UNI: Aidan Dunne 13-25-1-117-0; Matthew Scheckman 3-7-0-45-0. **NEB:** Dylan Raiola 17-23-1-247-2; Heinrich Haarberg 3-3-0-34-0.

RECEIVING: UNI: Amauri Pesek-Hickson 3-25; Desmond Hutson 3-24; Sergio Morancy 2-30; Jaiden Ellis-Lahey 2-29; Derek Anderson 2-24; Layne Pryor 2-10; JC Roque Jr. 1-16; Tye Edwards 1-4. **NEB:** Carter Nelson 4-48; Emmett Johnson 3-43; Jacory Barney Jr. 3-29; Isaiah Neyor 2-35; Rahmir Johnson 2-28; Thomas Fidone II 2-13; Jaylen Lloyd 1-59; Jahmal Banks 1-13; Heinrich Haarberg 1-8; Janiran Bonner 1-5

INTERCEPTIONS: UNI: Fletcher Marshall Jr. 1-0. **NEB:** Malcolm Hartzog Jr. 1-15

FUMBLES: UNI: Sergio Morancy 1-0. Team 1-0. **NEB** None

TACKLE LEADERS: UNI: Tucker Langenberg 5-1; JJ Devil 3-3. **NEB:** Isaac Gifford 4-6

<div><div></div><div><div>GAME 4</div><div>Sept. 20, 2024</div><div>Memorial Stadium</div><div>Lincoln, Neb.</div><div>Attend: 86,936</div><div>TV: FOX</div></div></div>	
ILLINOIS (4-0, 1-0)	31
NEBRASKA (3-1, 1-1)	24

SCORING BY QUARTERS

Team	1st	2nd	3rd	4th	OT	Total
No. 24 Illinois	7	3	7	7	7	31
No. 22 Nebraska	10	7	0	7	0	24

SCORING SUMMARY

Qtr.	Time	Team	Scoring Play
1st	11:54	ILL	Bryant 27 yd pass from Altmeyer (Olano kick), 6-78, 02:08 ILL 7, NEB 0
1st	03:15	NEB	Hohl 21 yd FG 18-72, 08:39 ILL 7, NEB 3
1st	00:32	NEB	Neyor 6 yd pass from Raiola (Hohl kick) 4-37, 02:09 ILL 7, NEB 10
2nd	11:37	ILL	Olano 26 yd FG 8-62, 03:48 ILL 10, NEB 10
2nd	00:16	NEB	Neyor 11 yd pass from Raiola (Hohl kick) 9-70, 03:06 ILL 10, NEB 17
3rd	01:55	ILL	Arkin 3 yd pass from Altmeyer (Olano kick) 11-57, 05:00 ILL 17, NEB 17
4th	14:57	NEB	Bonner 1 yd pass from Raiola (Hohl kick) 5-75, 01:58 ILL 17, NEB 24
4th	10:36	ILL	Henderson 6 yd pass from Altmeyer (Olano kick) 9-75, 04:21 ILL 24, NEB 24
OT1	00:00	ILL	Bryant 4 yd pass from Altmeyer (Olano kick), 2-25, ILL 31, NEB 24

TEAM STATISTICS

	ILL	NEB
FIRST DOWNS	25	20
RUSHES-YARDS (NET)	39-166	33-48
PASSING-YARDS (NET)	215	297
Passes Att-Comp-Int	27-21-0	35-24-1
TOTAL OFFENSE PLAYS-YARDS	66-381	68-345
Fumble Returns-Yards	0-0	2-0
Punt Returns-Yards	3-60	0-0
Kickoff Returns-Yards	3-59	1-26
Interception Returns-Yards	1-0	0-0
Punts (Number-Avg)	2-37.0	2-50.3
Fumbles-Lost	2-2	3-0
Penalties-Yards	3-20	9-89
Possession Time	29:39	30:21
Third-Down Conversions	7-13	8-15
Fourth-Down Conversions	2-3	0-1
Red-Zone Scores-Chances	4-4	4-4
Sacks By: Number-Yards	5-46	2-7

INDIVIDUAL STATISTICS

RUSHING: ILL: Kaden Feagin 12-69; Josh McCray 9-38; Aidan Laughery 4-30; Luke Altmeyer 10-21; Ca'Lil Valentine 3-10; TEAM 1--2. **NEB:** Dante Dowdell 20-72; Rahmir Johnson 4-17; Isaiah Neyor 1-13; TEAM 1--2; Dylan Raiola 7--52


PASSING: ILL: Luke Altmeyer 21-27-0-215-4. **NEB:** Dylan Raiola 24-35-1-297-3

RECEIVING: ILL: Pat Bryant 5-74; Zakhari Franklin 5-50; Tanner Arkin 4-28; Collin Dixon 2-25; Malik Elzy 1-15; Hank Beatty 1-14; Josh McCray 1-6; Brandon Henderson 1-6; Aidan Laughery 1--3. **NEB:** Jahmal Banks 8-94; Isaiah Neyor 4-90; Jacory Barney Jr. 4-25; Thomas Fidone II 2-46; Rahmir Johnson 2-14; Dante Dowdell 2-10; Jaylen Lloyd 1-17; Janiran Bonner 1-1.

INTERCEPTIONS: ILL: Torrie Cox Jr. 1-0. **NEB:** None

FUMBLES: ILL: Hank Beatty 1-1, Luke Altmeyer 1-1. **NEB:** Rahmir Johnson 1-0, Dylan Raiola 2-0

TACKLE LEADERS: ILL: Dylan Rosiek 4-5; **NEB:** John Bullock 6-3

<div><div></div><div><div>GAME 5</div><div>Sept. 28, 2024</div><div>Ross-Ade Stadium</div><div>West Lafayette, Ind.</div><div>Attend: 61,441</div><div>Streaming: Peacock</div></div></div>	
NEBRASKA (4-1, 1-1)	28
PURDUE (1-3, 0-1)	10

SCORING BY QUARTERS

Team	1st	2nd	3rd	4th	Total
Nebraska	0	0	7	21	28
Purdue	0	0	3	7	10

SCORING SUMMARY

Qtr.	Time	Team	Scoring Play
3rd	06:42	PUR	Porath 45 yd FG, 3-55, 08:08 NEB 0, PUR 3
3rd	02:49	NEB	Banks 6 yd pass from Raiola (Hohl kick) 9-70, 03:53 NEB 7, PUR 3
4th	10:34	NEB	Dowdell 1 yd rush (Hohl kick) 10-63, 05:30 NEB 14, PUR 3
4th	6:13	NEB	Barney Jr. 25 yd rush (Hohl kick) 6-57, 02:57 NEB 21, PUR 3
4th	05:38	NEB	Bullock 35 yd interception return (Hohl kick), 0-0, 00:35 NEB 28, PUR 3
4th	01:29	PUR	Smith 15 yd pass from Card (Porath kick) 12-75, 04:09 NEB 28, PUR 10

TEAM STATISTICS

	NEB	PUR
FIRST DOWNS	25	12
RUSHES-YARDS (NET)	32-161	31-50
PASSING-YARDS (NET)	257	174
Passes Att-Comp-Int	27-17-0	25-18-1
TOTAL OFFENSE PLAYS-YARDS	59-418	56-224
Fumble Returns-Yards	0-0	0-0
Punt Returns-Yards	3-9	0-0
Kickoff Returns-Yards	1-8	1-29
Interception Returns-Yards	1-35	0-0
Punts (Number-Avg)	3-34.3	3-43.0
Fumbles-Lost	0-0	0-0
Penalties-Yards	11-94	13-165
Possession Time	30:18	29:42
Third-Down Conversions	1-8	7-15
Fourth-Down Conversions	1-1	0-0
Red-Zone Scores-Chances	2-3	1-2
Sacks By: Number-Yards	1-8	5-35

INDIVIDUAL STATISTICS

RUSHING: PUR: Devin Mockobee 13-41; Reggie Love III 10-33; TEAM 1--2; Hudson Card 7---22. **NEB:** Jacory Barney Jr. 4-66; Emmett Johnson 8-50; Dante Dowdell 9-21; Heinrich Haarberg 2-18; Rahmir Johnson 5-9; Gabe Ervin Jr. 1-4; Jaylen Lloyd 1-1; Carter Nelson 1-0; Dylan Raiola 1--8


PASSING: PUR: Hudson Card 18-25-1-174-1. **NEB:** Dylan Raiola 17-27-0-257-1

RECEIVING: PUR: Jaron Tibbs 5-46; Max Klare 3-40; Drew Biber 3-24; Kam Brown 1-16; Leland Smith 1-15; De'Nylon Morrisette 1-14; Devin Mockobee 1-14; Shamar Rigby 1-7; Reggie Love III 1-5; Hudson Card 1--7. **NEB:** Jahmal Banks 5-82; Thomas Fidone II 3-39; Emmett Johnson 3-48; Jacory Barney Jr. 2-28; Jaylen Lloyd 1-25; Rahmir Johnson 1-15; Isaiah Neyor 1-14; Carter Nelson 1-6

INTERCEPTIONS: PUR: None. **NEB:** John Bullock 1-35

FUMBLES: PUR: None. **NEB:** None

TACKLE LEADERS: ILL: Joseph Jefferson II 7-2; Dillon Thieneman 6-3; **NEB:** Ceyair Wright 5-0; Mikai Gbayor 2-3

<div><div></div><div><div>GAME 6</div><div>Oct. 5, 2024</div><div>Memorial Stadium</div><div>Lincoln, Neb.</div><div>Attend: 87,464</div><div>TV: FS1</div></div></div>	
RUTGERS (4-1, 1-1)	7
NEBRASKA (5-1, 2-1)	14

SCORING BY QUARTERS

Team	1st	2nd	3rd	4th	OT	Total
Rutgers	0	0	0	7	7	7
Nebraska	7	7	0	0	14	14

SCORING SUMMARY

Qtr.	Time	Team	Scoring Play
1st	03:09	NEB	Dowdell 1 yd rush (Hohl kick) 7-75, 03:28 RUT 0, NEB 7
2nd	01:48	NEB	Bonner 11 yd rush (Hohl kick) 7-72, 02:32 RUT 0, NEB 14
4th	04:08	RUT	Black 11 yd pass from Kaliakmanis (Patel kick) 9-50, 03:40 RUT 7, NEB 14

TEAM STATISTICS

	RUT	NEB
FIRST DOWNS	18	15
RUSHES-YARDS (NET)	32-78	42-97
PASSING-YARDS (NET)	186	164
Passes Att-Comp-Int	37-15-2	28-14-1
TOTAL OFFENSE PLAYS-YARDS	69-264	70-261
Fumble Returns-Yards	0-0	0-0
Punt Returns-Yards	2-38	0-0
Kickoff Returns-Yards	0-0	2-29
Interception Returns-Yards	1-23	2-4
Punts (Number-Avg)	4-43.0	4-36.3
Fumbles-Lost	0-0	0-0
Penalties-Yards	4-28	7-37
Possession Time	28:25	31:35
Third-Down Conversions	2-14	7-19
Fourth-Down Conversions	2-6	3-3
Red-Zone Scores-Chances	1-2	2-2
Sacks By: Number-Yards	4-33	4-29

INDIVIDUAL STATISTICS

RUSHING: RUT: Kyle Monangai 19-78; Samuel Brown V 3-12; Timmy Ward 1-0; Athan Kaliakmanis 9--12. **NEB:** Dante Dowdell 14-57; Rahmir Johnson 5-34; Emmett Johnson 14-33; Janiran Bonner 1-11; TEAM 3--6; Dylan Raiola 5--32.


PASSING: RUT: Athan Kaliakmanis 15-37-2-186-1. **NEB:** Dylan Raiola 13-27-1-134-0; Brian Buschini 1-1-0-30-0.

RECEIVING: RUT: KJ Duff 3-43; Kenny Fletcher 3-8; Ben Black 2-54; Dymere Miller 2-35; Chris Long 2-18; Kyle Monangai 2-18; Ian Strong 1-10. **NEB:** Rahmir Johnson 3-40; Jacory Barney Jr. 3-28; Thomas Fidone II 3-15; Jaylen Lloyd 2-44; Jahmal Banks 1-31; Emmett Johnson 1-7; Dante Dowdell 1--1

INTERCEPTIONS: RUT: Flip Dixon 1-23. **NEB:** Marques Buford Jr. 1-4; Ceyair Wright 1-0.

FUMBLES: RUT: None. **NEB:** None.

TACKLE LEADERS: RUT: Darriel Djabome 7-1; **NEB:** Isaac Gifford 4-4

<div></div> <div>GAME 7 Oct. 19, 2024 Memorial Stadium Bloomington, Ind. Attend: 53,082 TV: FOX</div>	
NEBRASKA (5-2, 2-2)	7
INDIANA (7-0, 4-0)	56

SCORING BY QUARTERS

Team	1st	2nd	3rd	4th	Total
Nebraska	0	7	0	0	7
No. 16 Indiana	7	21	14	14	56

SCORING SUMMARY

Qtr.	Time	Team	Scoring Play
1st	09:35	IND	Ellison 5 yd rush (Radicic kick) 8-75, 05:25 NEB 0, IND 7
2nd	13:37	IND	Price 7 yd pass from Rourke (Radicic kick) 6-88, 02:19 NEB 0, IND 14
2nd	07:40	NEB	Barney Jr. 7 yd rush (Hohl kick) 13-75, 05:57 NEB 7, IND 14
2nd	03:47	IND	Lawton 1 yd rush (Radicic kick) 10-75, 03:53 NEB 7, IND 21
2nd	01:09	IND	Ellison 31 yd rush (Radicic kick) 4-74, 01:17 NEB 7, IND 28
3rd	06:25	IND	Cross 2 yd pass from Jackson (Radicic kick), 3-19, 01:10 NEB 7, IND 35
3rd	01:46	IND	Sarratt 15 yd pass from Jackson (Radicic kick), 4-51, 01:14 NEB 7, IND 42
4th	13:01	IND	Black 10 yd rush (Radicic kick) 4-43, 01:55 NEB 7, IND 49
4th	03:45	IND	Green 1 yd rush (Radicic kick) 5-19, 02:28 NEB 7, IND 56

TEAM STATISTICS

	NEB	IND
FIRST DOWNS	20	24
RUSHES-YARDS (NET)	29-70	33-215
PASSING-YARDS (NET)	234	280
Passes Att-Comp-Int	46-28-3	30-24-1
TOTAL OFFENSE PLAYS-YARDS	75-304	63-495
Fumble Returns-Yards	0-0	2-0
Punt Returns-Yards	1-5	2-20
Kickoff Returns-Yards	6-92	0-0
Interception Returns-Yards	1-26	3-84
Punts (Number-Avg)	3-41.0	3-32.0
Fumbles-Lost	3-2	0-0
Penalties-Yards	6-46	4-46
Possession Time	32:08	27:52
Third-Down Conversions	7-16	5-9
Fourth-Down Conversions	0-5	1-2
Red-Zone Scores-Chances	1-4	7-7
Sacks By: Number-Yards	1-9	2-11

INDIVIDUAL STATISTICS

RUSHING: IND: Justice Ellison 9-105; Ty Son Lawton 8-64; Kaelon Black 4-22; Tayven Jackson 2-21; Elijah Green 4-11; Kurtis Rourke 3-1; TEAM 3--9. **NEB:** Heinrich Haarberg 5-32; Emmett Johnson 8-24; Dante Dowdell 7-16; Jacory Barney Jr. 1-7; Rahmir Johnson 2-6; Gabe Ervin Jr. 1-2; Kwinten Ives 2-1; Isaiah Neyor 1-7; Dylan Raiola 2--11.


PASSING: IND: Kurtis Rourke 17-21-1-189-1; Tayven Jackson 7-8-0-91-2; Justice Ellison 0-1-0-0-0. **NEB:** Dylan Raiola 28-44-3-234-0; Heinrich Haarberg 0-2-0-0-0.

RECEIVING: IND: Miles Cross 7-65; Zach Horton 4-21; Elijah Sarratt 3-65; Myles Price 3-23; Justice Ellison 2-16; Omar Cooper Jr. 1-36; Ty Son Lawton 1-35; E.J. Williams Jr. 1-12; Anderson Coby 1-8; Ke'Shawn Williams 1--1. **NEB:** Jacory Barney Jr. 8-32; Thomas Fidone II 6-91; Jaylen Lloyd 3-36; Rahmir Johnson 3-19; Emmett Johnson 3-6; Jahmal Banks 2-33; Isaiah Neyor 2-13; Dante Dowdell 1-4.

INTERCEPTIONS: IND: Shawn Asbury II 1-78; Rolijah Hardy 1-6; Jamier Johnson 1-0. **NEB:** Malcolm Hartzog Jr. 1-27

FUMBLES: IND: None. **NEB** Dante Dowdell 1-1; Emmett Johnson 1-0; Dylan Raiola 1-1

TACKLE LEADERS: IND: Aiden Fisher 4-7 **NEB:** Isaac Gifford 5-3

<div></div> <div>GAME 8 Oct. 26, 2024 Ohio Stadium Columbus, Ohio Attend: 104,830 TV: FOX</div>	
NEBRASKA (5-3, 2-3)	17
OHIO ST. (6-1, 3-1)	21

SCORING BY QUARTERS

Team	1st	2nd	3rd	4th	Total
Nebraska	0	6	3	8	17
No. 4 Ohio State	7	7	0	7	21

SCORING SUMMARY

Qtr.	Time	Team	Scoring Play
1st	00:29	OSU	Tate 40 yd pass from Howard (Fielding kick) 6-91, 03:02 NEB 0, OSU 7
2nd	10:21	NEB	Hohl 39 yd FG 10-54, 05:08 NEB 3, OSU 7
2nd	08:21	OSU	Smith 60 yd pass from Howard (Fielding kick), 4-75, 02:00 NEB 3, OSU 14
2nd	00:00	NEB	Hohl 54 yd FG 8-40, 02:02 NEB 6, OSU 14
3rd	07:29	NEB	Hohl 47 yd FG 12-58, 05:51 NEB 9, OSU 14
4th	10:47	NEB	Dowdell 1 yd rush (Boerkercher pass from Raiola) 9-74, 04:06 NEB 17, OSU 14
4th	06:04	OSU	Judkins 9 yd pass from Howard (Fielding kick) 8-75, 04:43 NEB 17, OSU 21

TEAM STATISTICS

	NEB	OSU
FIRST DOWNS	18	11
RUSHES-YARDS (NET)	33-121	31-64
PASSING-YARDS (NET)	152	221
Passes Att-Comp-Int	33-21-1	16-13-1
TOTAL OFFENSE PLAYS-YARDS	66-273	47-285
Fumble Returns-Yards	0-0	0-0
Punt Returns-Yards	1-3	1-8
Kickoff Returns-Yards	1-0	2-33
Interception Returns-Yards	1-34	1-0
Punts (Number-Avg)	6-40.8	5-47.0
Fumbles-Lost	2-0	1-0
Penalties-Yards	7-62	3-36
Possession Time	35:07	24:53
Third-Down Conversions	5-16	1-10
Fourth-Down Conversions	0-1	1-2
Red-Zone Scores-Chances	3-4	1-1
Sacks By: Number-Yards	2-10	3-21

INDIVIDUAL STATISTICS

RUSHING: OSU: Quinshon Judkins 10-29; TreVeyon Henderson 10-25; Will Howard 8-14; TEAM 3--4. **NEB:** Dante Dowdell 14-60; Dylan Raiola 9-31; Emmett Johnson 8-30; Jaylen Lloyd 1-4; Heinrich Haarberg 1--4.


PASSING: OSU: Will Howard 13-16-1-221-3. **NEB:** Dylan Raiola 21-32-1-152-0; TEAM 0-1-0-0-0.

RECEIVING: OSU: Carnell Tate 4-102; Jeremiah Smith 3-70; Emeka Egbuka 3-20; Gee Scott Jr. 2-20; Quinshon Judkins 1-9. **NEB:** Jacory Barney Jr. 7-49; Thomas Fidone II 4-55; Emmett Johnson 4-0; Jahmal Banks 2-31; Isaiah Neyor 2-15; Janiran Bonner 1-3; Jaylen Lloyd 1--1.

INTERCEPTIONS: OSU: Jordan Hancock 1-0. **NEB:** Malcolm Hartzog Jr. 1-34

FUMBLES: OSU: Will Howard 1-0. **NEB** Dylan Raiola 1-0, Jacory Barney Jr. 1-0

TACKLE LEADERS: OSU: Cody Simon 4-4 **NEB:** DeShon Singleton 6-4

<div></div> <div>GAME 9 Nov. 2, 2024 Memorial Stadium Lincoln, Neb. Attend: 87,453 TV: BTN</div>	
UCLA (2-5, 2-4)	27
NEBRASKA (5-4, 2-4)	20

SCORING BY QUARTERS

Team	1st	2nd	3rd	4th	Total
UCLA	3	0	0	0	27
Nebraska	0	7	7	6	30

SCORING SUMMARY

Qtr.	Time	Team	Scoring Play
1st	07:00	UCLA	Bhaghani 25 yd FG 14-68, 08:00 UCLA 3, NEB 0
2nd	13:47	UCLA	Berger 10 yd pass from Garbers (Bhaghani kick) 11-85, 06:37 UCLA 10, NEB 0
2nd	10:02	NEB	Dowdell 4 yd rush (Hohl kick) 9-75, 03:45 UCLA 10, NEB 7
2nd	06:52	UCLA	Bhaghani 26 yd FG 7-67, 03:10 UCLA 13, NEB 7
3rd	14:50	UCLA	Medrano 38 yd interception return (Bhaghani kick) 0-0, 00:10 UCLA 20, NEB 7
3rd	08:21	UCLA	Gilmer 48 yd pass from Garbers (Bhaghani kick) 3-58, 01:42 UCLA 27, NEB 7
3rd	05:23	NEB	Neyor 8 yd pass from Raiola (Hohl kick) 7-75, 02:58 UCLA 27, NEB 14
4th	03:57	NEB	Dowdell 1 yd rush (Hohl kick missed) 13-53, 06:01 UCLA 27, NEB 20

TEAM STATISTICS

	UCLA	NEB
FIRST DOWNS	17	21
RUSHES-YARDS (NET)	30-139	38-113
PASSING-YARDS (NET)	219	209
Passes Att-Comp-Int	25-17-0	34-16-2
TOTAL OFFENSE PLAYS-YARDS	55-358	72-322
Fumble Returns-Yards	0-0	0-0
Punt Returns-Yards	1-16	0-0
Kickoff Returns-Yards	1-17	1-18
Interception Returns-Yards	2-38	0-0
Punts (Number-Avg)	5-41.6	3-55.7
Fumbles-Lost	0-0	0-0
Penalties-Yards	9-62	2-15
Possession Time	29:14	30:46
Third-Down Conversions	6-13	9-17
Fourth-Down Conversions	0-0	1-3
Red-Zone Scores-Chances	3-3	3-4
Sacks By: Number-Yards	4-23	2-12

INDIVIDUAL STATISTICS

RUSHING: UCLA: Ethan Garbers 6-56; T.J. Harden 11-46; Jalen Berger 7-21; Keegan Jones 5-18; TEAM 1--2. **NEB:** Dante Dowdell 17-61; Rahmir Johnson 3-27; Emmett Johnson 7-23; Jacory Barney Jr. 1-8; Heinrich Haarberg 4-8; Jaylen Lloyd 1--4; Dylan Raiola 5--10.


PASSING: UCLA: Ethan Garbers 17-25-0-219-2. **NEB:** Dylan Raiola 14-27-1-177-1; Heinrich Haarberg 2-7-1-32-0.

RECEIVING: UCLA: Moliki Matavao 4-52; Kwazi Gilmer 3-88; Titus Mokiao-Atimalala 2-20; J.Michael Sturdivant 2-19; Logan Loya 2-19; Jalen Berger 2-11; Bryce Pierre 1-7; T.J. Harden 1-3. **NEB:** Isaiah Neyor 4-89; Jacory Barney Jr. 4-78; Thomas Fidone II 4--6; Jahmal Banks 2-13; Emmett Johnson 1-7; Dante Dowdell 1-6.

INTERCEPTIONS: UCLA: Kain Medrano 1-38. **NEB:** None

FUMBLES: UCLA: None. **NEB** None

TACKLE LEADERS: UCLA: Carson Schwesinger 9-4. **NEB:** Isaac Gifford 5-4

		GAME 10 Nov. 16, 2024 LA Memorial Coliseum Los Angeles, Calif. Attend: 75,304 TV: FOX
NEBRASKA (5-5, 2-1)	28	
USC (5-5, 3-5)	20	

SCORING BY QUARTERS

Team	1st	2nd	3rd	4th	Total
Nebraska	7	7	6	0	20
USC	7	7	7	7	28

SCORING SUMMARY

Qtr.	Time	Team	Scoring Play
1st	09:37	NEB	C. Wright 45 yd interception return (Hohl kick), 0-0, 00:41 NEB 7, USC 0
1st	05:04	USC	Branch 6 yd pass from Maiava (Lantz kick) 9-65, 04:25 NEB 7, USC 7
2nd	13:05	USC	Hudson 12 yd pass from Maiava (Lantz kick) 8-86, 04:01 NEB 7, USC 14
2nd	09:21	NEB	E. Johnson 29 yd pass from Raiola (Hohl kick), 9-75, 03:44 NEB 14, USC 14
3rd	09:37	NEB	Hohl 29 yd FG 11-64, 05:23 NEB 17, USC 14
3rd	07:15	USC	Robinson 48 yd pass fromcMaiava (Lantz kick) 5-75, 02:22 NEB 17, USC 21
3rd	02:09	NEB	Hohl 30 yd FG 4-4, 02:01 NEB 20, USC 21
4th	02:45	USC	Maiava 2 yd rush (Lantz kick) 13-84, 07:39 NEB 20, USC 28

TEAM STATISTICS

	NEB	USC
FIRST DOWNS	19	22
RUSHES-YARDS (NET)	25-119	32-182
PASSING-YARDS (NET)	191	259
Passes Att-Comp-Int	38-27-2	35-25-1
TOTAL OFFENSE PLAYS-YARDS	63-310	67-441
Fumble Returns-Yards	1-0	0-0
Punt Returns-Yards	2-4	1-9
Kickoff Returns-Yards	1-23	1-32
Interception Returns-Yards	1-45	2-0
Punts (Number-Avg)	5-46.0	4-51.8
Fumbles-Lost	0-0	2-1
Penalties-Yards	5-40	5-70
Possession Time	28:10	31:50
Third-Down Conversions	5-13	6-13
Fourth-Down Conversions	1-1	1-1
Red-Zone Scores-Chances	2-3	3-4
Sacks By: Number-Yards	1-10	2-6

INDIVIDUAL STATISTICS

RUSHING: **USC:** Woody Marks 19-146; Jayden Maiava 5-20; Quinten Joyner 7-19; TEAM 1--3. **NEB:** Emmett Johnson 10-55; Dante Dowdell 8-52; Heinrich Haarberg 2-15; Dylan Raiola 5--3

PASSING: **USC:** Jayden Maiava 25-35-1-259-3. **NEB:** Dylan Raiola 27-38-2-191-1

RECEIVING: **USC:** Zachariah Branch 6-41; Woody Marks 6-36; Duce Robinson 4-90; Kyron Hudson 3-35; Kyle Ford 2-28; Makai Lemon 2-15; Lake McRee 1-9; Quinten Joyner 1-5. **NEB:** Emmett Johnson 7-36; Jahmal Banks 5-55; Janiran Bonner 3-21; Isaiah Neyor 3-18; Jacory Barney Jr. 2-9; Thomas Fidone II 2-9; Dante Dowdell 2-2; Jaylen Lloyd 1-24; Nate Boerkircher 1-9; Luke Lindenmeyer 1-8

INTERCEPTIONS:**USC:** Jaylin Smith 1-0; Greedy Vance Jr. 1-0. **NEB:** Ceyair Wright 1-45

FUMBLES: **USC:** Jayden Maiava 1-1; Team 1-0. **NEB** None

TACKLE LEADERS: **USC:**Mason Cobb 7-2; **NEB:** John Bullock 5-2