



IOWA FOOTBALL

35 BOWL GAMES • 11 BIG TEN CHAMPIONSHIPS • 31 CONSENSUS ALL-AMERICANS • 18 CFB HALL OF FAME INDUCTEES

GAME
12

IOWA
HAWKEYES

IOWA
(7-4, 5-3)

VS.

NEBRASKA
(6-5, 3-5)

NEBRASKA
CORNHUSKERS

FRIDAY, NOV. 29, 2024 | 6:30 p.m. (CT) | KINNICK STADIUM | IOWA CITY, IOWA

2024 SCHEDULE/RESULTS

| | | |
|----------|---------------------|-----------------|
| Aug. 31 | Illinois State | W, 40-0 |
| Sept. 7 | ^ (RV) Iowa State | L, 19-20 |
| Sept. 14 | Troy | W, 38-21 |
| Sept. 21 | *at Minnesota | W, 31-14 |
| Oct. 5 | *at #3/3 Ohio State | L, 7-35 |
| Oct. 12 | * (RV) Washington | W, 40-16 |
| Oct. 19 | *at Michigan State | L, 20-32 |
| Oct. 26 | *Northwestern | W, 40-14 |
| Nov. 2 | *Wisconsin | W, 42-10 |
| Nov. 8 | *at UCLA | L, 17-20 |
| Nov. 23 | *at Maryland | W, 29-13 |
| Nov. 29 | *Nebraska | 6:30 p.m. (NBC) |

All times Central and subject to change | ^ Iowa Corn Cy-Hawk Series | * Big Ten Conference game

ON THE AIR

TV: NBC

Play-by-play: _____ Paul Burmeister
Analyst: _____ Colt McCoy
Sideline: _____ Zora Stephenson
Online: _____ NBCSports.com
Mobile App: _____ Peacock

RADIO: Hawkeye Radio Network

Play-by-Play: _____ Gary Dolphin
Analyst: _____ Pat Angerer
Reporter: _____ Rob Brooks
Mobile App: _____ The Varsity Network

Satellite Radio: _____ SiriusXM 161 or 195 | SiriusXM App 161 or 195

LIVE STATS: Iowa.Statbroadcast.com

SOCIAL MEDIA

X _____ @TheIowaHawkeyes | @HawkeyeFootball
Hashtag _____ #Hawkeyes
Instagram _____ @TheIowaHawkeyes | @HawkeyeFootball
Facebook _____ @TheIowaHawkeyes | @HawkeyeFootball

IOWA STRATEGIC COMMUNICATIONS

Associate AD (Football Contact) _____ Matt Weitzel
X _____ @BigWeitz
Cell Phone _____ (319) 430-8176
Email _____ matthew-weitzel@uiowa.edu
Director (Secondary Contact) _____ James Allan
X _____ @jcallan04
Cell Phone _____ (319) 530-5792
Email _____ james-allan@uiowa.edu

Website _____ hawkeyesports.com
X _____ @HawkeyeFBNotes

collegepressbox
SINCE 2005 EVERYTHING BUT THE PREGAME MEAL

CollegePressBox is the official media website for Division I football. Access and download game notes, quotes, statistics, media guides, headshots, logos and more for all FBS schools, conferences, postseason games, awards and the College Football Playoff.



IOWA HAWKEYES

Head Coach: Kirk Ferentz (26th season)
Record at Iowa: 203-123
Overall Record: 215-144



NEBRASKA CORNHUSKERS

Head Coach: Matt Rhule (2nd season)
Record at NEB: 11-12
Overall Record: 58-55

GAME INFORMATION


Date: Nov. 29, 2024
Stadium: Kinnick Stadium (69,250)
Surface: FieldTurf
TV: NBC
Radio: Hawkeye Radio Network
Series Record: Nebraska leads 30-21-3
Last Meeting: Iowa won 13-10 on 11/24/23 in Lincoln

HAWKEYES | 1st & 10

- Iowa has won eight of the last nine Heroes Game matchups against Nebraska and is 9-4 in the series with the Heroes Trophy on the line. The last six games have all been decided by seven points or less.
- The Hawkeyes will wear their all-black uniforms on Black Friday. Fans are encouraged to wear black to "Black Out Kinnick Stadium."
- The Hawkeyes have won 20 of their last 23 games in the month of November, dating back to 2019 -- the third-best winning percentage in the nation.
- Iowa is 2-1 in trophy games this season and 28-10 in its last 38 rivalry trophy games.
- The Hawkeyes have won at least seven games in 11 consecutive seasons (excluding the 6-2 COVID-shortened 2020 season) and in 20 of head coach Kirk Ferentz's 26 seasons. Iowa has won at least eight games in nine straight seasons.
- Iowa is bowl eligible for the 12th straight year and for the 23rd time in the last 24 seasons.
- The Hawkeyes won their 700th game in program history in Week 10 against Wisconsin, becoming the 35th school to reach the milestone.
- Senior LB Jay Higgins is a semifinalist for the Butkus, Lombardi and Bednarik Awards and the Lott IMPACT Trophy. He is the only player from a major conference with 100+ tackles and four interceptions.
- LB Nick Jackson has played in 71 career collegiate games -- the most in NCAA history.
- Ferentz has 203 career victories as Iowa's head coach -- second-most in Big Ten history. He trails only Ohio State's Woody Hayes (205) for the most overall wins in league history.
- Iowa had two 100-yard rushers in the Week 13 win at Maryland -- Kaleb Johnson (164) and Kamari Moulton (114) -- a first for the program since 2016.
- The Hawkeyes churned out 268 yards on 58 attempts against the Terps -- the eighth 200-yard rushing game this season (fourth with 250+ yards). The eight 200+ yard games is believed to be a program record.
- The team's 213.5 yards per game ranks first in the Big Ten and 13th nationally. The Hawkeye offensive line is a semifinalist for the Joe Moore Award.
- Junior RB Kaleb Johnson, a semifinalist for the Maxwell Award, has scored at least one rushing touchdown in every game -- the longest stretch in program history. He has three touchdowns in four games.
- Johnson found the end zone for his 21st rushing touchdown at Maryland to break the school record and it was his 22nd overall TD to extend his record points total to 132.
- Iowa has scored 40 points in three straight home games for the first time since 2011. Iowa is 32-0 when scoring 21+ points since 2020.
- Iowa is 5-0 in Big Ten play when Johnson rushes for 100+ yards.
- The Hawkeyes limited Maryland to 129 passing yards, snapping the Terps' streak of 17 straight games with 200+ yards through the air. Maryland had a season-low 229 yards of total offense in the game.
- Johnson, who has 1,492 yards -- third-most in program history -- is second in the nation in rushing yards and rushing yards per game (135.6), fourth in rushing touchdowns (21), total touchdowns (22) and total points (132), and ninth in yards per carry (6.69).
- Big play KJ... Johnson has 20 rushes of 20+ yards, six 40+ yard runs and nine touchdown runs of 25+ yards this season. Iowa has 24 20+ yard rushes in 2024.
- PK Drew Stevens was named Big Ten Special Teams Player of the Week on Nov. 25 after tying a program and SECU Stadium record with five field goals, including two from 50+, in the Week 13 road win at Maryland. He is the first Hawkeye since 1998 to make multiple 50+ yarders and he became the school record holder in career 50+ yarders (7).
- TOs -- The Hawkeyes have forced 22 turnovers in 11 games -- 16 interceptions, six fumble recoveries. The 22 takeaways lead the Big Ten and rank eighth nationally. Iowa's 16 interceptions are the most in the Big Ten (sixth-most nationally) and the most for the program since 2021. The unit has at least one interception in every game this season.
- Iowa's rushing defense has allowed fewer than 100 yards in six games, including just 24 yards in Week 3 against Troy and 43 yards in Week 9 vs. Northwestern. The unit allows 115.1 rushing yards per game, 26th-fewest in the nation, and it has allowed two touchdowns on the ground -- the fewest in the nation.
- Since the start of the 2015 season, Iowa is 78-4 when leading by eight points at any point in a game.

SMART • TOUGH • PHYSICAL • TOGETHER


OFFENSIVE PLAYERS TO WATCH



19 • JACKSON STRATTON • SO • QB • 6-4 • 193

Mission Bay, Calif. (La Jolla/Colorado State)

- 1 career start, 6 career games played
- Completed 10-of-14 passes for 76 yards in first career start at Maryland
- Replaced an injured Brendan Sullivan at UCLA, going 3-of-6 for 28 yards and ran for 14 yards... led Iowa on a 61-yard touchdown drive to tie the game at UCLA
- Appeared in four games at Colorado State in 2022, throwing for 78 yards with one TD... redshirted in 2023
- Three-star recruit... threw for 4,469 yards and 52 TDs in high school



87 • ADDISON OSTRENGA • JR • TE • 6-4 • 251

Sun Prairie, Wis. (Sun Prairie)


- 9 career starts, 31 career games played
- Missed Weeks 7-11 because of injury
- Has 12 catches for 77 yards and 1 TD in '24... had 5 catches for 9 yards and a TD vs. Troy... third career TD
- Tied for team lead with 31 catches for 192 yards and 2 TDs in '23
- Has 41 career catches for 246 yards and three TDs
- Played in all 13 games as a true freshman in '22



2 • KALEB JOHNSON • JR • RB • 6-0 • 225

Hamilton, Ohio (Hamilton)

- 21 career starts, 34 career games played... Midseason All-American... Maxwell, Walter Camp, Doak Walker Semifinalist
- Doak Walker National RB of the Week and BIG Co-Offensive POW in Week 4... BIG Off. POW in Week 10... 1,492 yards (2nd in NCAA, 3rd in school history) and 21 TDs (1st in school history) in '24... 2nd in rushing ypg (135.6) and 4th in total TDs (22)... has 19 catches for 109 yards, 1 TD... has 8 100-yard games in '24... 12 career 100-yard games (2 200-yard games)... 20 rushes of 20+ yards this season with long of 75... 9 25+ yard TD runs... scored TD in every game... 4 games with 3 TDs
- Career-high 206 yards, 3 TDs at MINN... 171 yards, 1 TD at Maryland... 24 att., 135 yards, 3 TD vs. Wisc... 109 yards, 3 TD vs. NW... 166 yards, 2 TDs vs. Wash; 3 rec. for 22 yards and 1 TD... 173 yards and 2 TDs vs. Troy... had 187 yards and 2 TDs vs. Iowa St... had 119 yards with 2 TDs vs. Illinois St... 463 yards with 3 TDs in '23... 2,734 career yards -- 7th in school history



78 • MASON RICHMAN • SR • LT • 6-6 • 312

Leawood, Kan. (Blue Valley)

- 50 career starts (41 consecutive), 53 career games played... 4-year starter... most starts by offensive lineman in Ferentz era.
- Joe Moore Award Semifinalist... team has rushed for 200+ yards in a school record 8 games... 329 yards vs. Wisconsin (most since 2002)... 268 on 58 attempts at Maryland
- Honorable-mention All-Big Ten in '21, '22 and '23... played much of '23 season with a fracture in leg
- All starts have been at left tackle



28 • KAMARI MOULTON • RS FR • RB • 5-9 • 197

Fort Lauderdale, Fla. (Cardinal Gibbons)

- 1 career start, 14 career games played
- 67 carries, 381 yards, 2 TDs... had first career 100-yard game, finishing with 12 carries for 114 yards and 1 TD at Maryland... had a career-long 68-yard TD run, the team's 2nd longest rush of the season... had 9 carries for 74 yards, including a career-long 30 yarder vs. Wisconsin... first career start vs. Illinois State... rushed for 65 yards on 19 attempts
- Rushed for 50 yards and had two TDs on eight carries against WMU in '23 in first career game... 93 yards on 27 carries and two TDs in '23



70 • BEAU STEPHENS • JR • LG • 6-6 • 322

Blue Springs, Mo. (Blue Springs)

- 19 career starts, 27 career games played... missed Weeks 8-9 with injury
- Joe Moore Award Semifinalist... team has rushed for 200+ yards in seven games with Stephens in lineup... 329 yards vs. Wisconsin... 268 on 58 att. at Maryland
- Played five games in '23, missing majority of season b/c of injury
- Started 10 games at RG in '22
- Also wrestled as a prep at Blue Spring HS in Missouri



6 • SETH ANDERSON • JR • WR • 6-0 • 185

Suwanee, Ga. (North Gwinnett/Charleston Southern)

- 19 career starts, 34 career games played
- Saw first action of season in Week 7 vs. Washington... has 5 catches for 106 yards... season long 42-yarder vs. N'western
- Had 11 catches for 150 yards with 1 TD and 3 rushes for 50 yards in '23... had two catches, 41 yards vs. Utah State... 36-yard TD on first pass of '23 season
- Charleston Southern transfer... Big South Offensive Freshman of the Year... Jerry Rice Freshman of the Year finalist... has 59 career rec. for 868 yards and 8 TDs



65 • LOGAN JONES • SR • C • 6-3 • 293

Council Bluffs, Iowa (Lewis Central)

- 37 career starts, 38 career games played
- Joe Moore Award Semifinalist... team has rushed for 200+ yards in school record eight games... 329 yards at Wisconsin, 268 at Maryland
- Rimington Award, Lombardi Award Watch Lists in '24
- Third-team All-Big Ten (coaches) in '23
- Third season at center after moving from DL to OL in '22 spring practice



5 • JACOB GILL • JR • WR • 6-0 • 185

Raleigh, N.C. (Cardinal Gibbons/Northwestern)

- 13 career starts, 39 career games played
- Played first two years of collegiate career at Northwestern
- Has 31 receptions for 365 yards and 2 TD in '24
- Had a career-high six catches for 138 yards at UCLA, including a career-long 59-yarder... first Hawkeye with 100-yard game since Sam LaPorta in 2022, first WR since Charlie Jones in 2021... had 2 catches for 23 yards and 1 TD vs. Wisconsin... had 5 catches for 44 yards vs. Troy, 4 catches for 47 yards vs. Iowa State and 3 catches for 46 yards and 1 TD vs. Illinois State... first TD as a Hawkeye



77 • CONNOR COLBY • SR • RG • 6-6 • 310

Cedar Rapids, Iowa (Kennedy)

- 48 career starts, 51 career games played... 4-year starter... 14th-most starts by OL in Ferentz era.
- Joe Moore Award Semifinalist... team has rushed for 200+ yards in eight games... 329 yards vs. Wisconsin, 268 at Maryland
- Third-team All-Big Ten (coaches, media) in '23... started 13 games at RG
- Started games at LT and LG in '22... final five games at LG... started final 11 games at RG in '21... freshman All-American... Academic All-Big Ten in '22



21 • KADEN WETJEN • SR • WR • 5-10 • 196

Williamsburg, Iowa (Williamsburg/Iowa Western CC)

- 25 career games played... punt/kickoff returner
- Burlsworth Trophy semifinalist and Jet Award Midseason Watch List... Big Ten Special Teams Player of Week in Week 9... leads nation with 807 combined kick return yards... averages 12.0 yards per punt return (12th in nation), 24.8 yards on KO returns (14th in FBS)
- Had 3 straight games with 100+ return yards (Wash., MSU, NW) - 1st by a Hawkeye since at least 1978... 176 return yards vs. N'western, including an 85-yard punt return for a TD -- 7th longest in school history... had 145 KO return yards, including a 39-yarder at Michigan State



56 • NICK DEJONG • GR • RT • 6-6 • 307

Pella, Iowa (Pella)

- 25 career starts, 57 career games played... 6th season
- Started Week 13 at Maryland at RT... team rushed for 268 yards... has seen action in all 11 games in '24
- Third-team All-Big Ten (coaches), honorable mention (media) in '23
- Joined team as a walk-on



85 • LUKE LACHEY • SR • TE • 6-6 • 247

Columbus, Ohio (Grandview)

- 22 career starts, 40 career games played
- Has 24 catches for 218 yards in '24... missed Wisc. game b/c of injury
- Had a team-best six catches for 63 yards vs. Illinois St... had 5 catches for 39 yards at Ohio State
- Made 10 catches for 131 yards in '23 before missing final 11 games b/c of injury
- Has 63 career receptions for 826 yards and 4 TDs
- 2X Mackey Award Watch List... 2X Academic All-Big Ten selection



18 • DREW STEVENS • JR • K • 6-0 • 205

North Augusta, S.C. (North Augusta)

- Big Ten Special Teams POW on Nov. 25... 17-for-20 on FG attempts in '24... 5-for-5 from 40-49 yards, 3-of-6 from 50+... tied school and SECU Stadium record with 5 FG at Maryland... first player since 1998 to make two 50+ yard FG in same game... had four FG vs. Wash., earning Lou Groza Star of the Week honors... has 4 games with 2 or more FGs in '24... tied career-long 54-yarder at Maryland
- 51-of-64 career FG (7-of-8 from 30-39; 12-of-18 from 40-49; 7-for-12 from 50-59)... 7 50+ yard FG are a school record... 51 FG are 6th-most all-time... converted 74-of-75 PAT attempts in his career... has 232 career points -- 7th all-time
- Third-team All-Big Ten (coaches) in '23... Lou Groza Award Semifinalist in '22 & '23

DEFENSIVE PLAYERS TO WATCH



45 • DEONTAE CRAIG • SR • DE • 6-3 • 266

Fort Wayne, Ind. (Culver Academies)

- 25 career starts, 49 career games played
- Has 33 tackles, 5 hurries, 1.5 TFL, 1 sack in '24... had 5 tackles, 1 QH vs. Wash.
- HM All-Big Ten in '23... had 54 tackles, 5 TFL, 3 sacks, 1 PB, 7 QB hurries in '23
- Had 6 tackles and 0.5 TFL at N'western... had 1.5 TFL vs. Purdue... career-high eight tackles vs. Michigan State and Minnesota



95 • AARON GRAVES • JR • DT • 6-4 • 300

Dayton, Iowa (Southeast Valley)

- 11 career starts, 37 career games played
- Big Ten Co-Defensive POW on Oct. 14... has 25 tackles, 6 TFL, 5 sacks, 2 QH, 2 PB and 2 FF in '24
- Had 5 tackles, 2 sacks, 2 TFL, 2 FF vs. Washington... had 4 tackles, including career-high 3 sacks vs. Illinois St. in first start
- Had 37 tackles, 4.5 TFL, 2.5 sacks, 1 PB and 1 FF in '23
- Named MaxPreps Male National Athlete of the Year for 2021-22... earned associates degree from Iowa Central CC while in HS



94 • YAHYA BLACK • SR • DT • 6-5 • 317

Marshall, Minn. (Marshall)

- 25 career starts, 51 career games played
- Has 29 tackles, 5 TFL, 1 sack, 2 PB and 2 QH in '24... blocked a FG vs. Washington... had 1.5 TFL vs. Troy
- HM All-Big Ten in '23... had 51 tackles, 5 TFL, 3.5 sacks, 1 FF, 5 PB, and 2 hurries and 1 FF in '23... had 1 sack at N'western... had career-high seven tackles at Penn State.
- Three-year basketball letterwinner in HS



49 • ETHAN HURKETT • SR • DE • 6-3 • 260

Cedar Rapids, Iowa (Xavier)

- 11 career starts, 40 career games played
- Has 46 tackles, 8.5 TFL, 4.5 sacks, 2 FF and 2 QH... had 6 tackles, 3 TFL and 2 sacks at Maryland... 7 tackles, 0.5 TFL at UCLA... 6 tackles at MSU, 5 at Minnesota, 4 tackles, 2 sacks and 2 FF vs. Troy
- Had 52 tackles, 6 TFL and a fourth quarter game-changing INT in road win at Nebraska in '23
- NFF Hampshire Society inductee... Big Ten Distinguished Scholar... 3X Academic All-Big Ten.



90 • BRIAN ALLEN • SO • DE • 6-4 • 260

Lake in the Hills, Ill. (St. Thomas More (Conn.))

- 0 career starts, 15 career games played
- Has 17 tackles, 4.5 TFL, 3 sacks, 1 PB and 2 QH in '24... had 1 sack vs. Washington... had 3 tackles, 2.5 TFL and 1 sack vs. Troy
- Team Leader Award, Defense in '23... team captain as senior in HS



37 • KYLER FISHER • GR • LEO • 5-11 • 231

Farnhamville, Iowa (SE Valley)

- 5 career starts, 57 career games played... missed N'western game b/c of illness
- Has 25 tackles, 2 TFL, 1 FF and 1 PB in '24... had a FF at UCLA... had 6 tackles vs. Iowa State
- Had 26 tackles, 3.5 TFL and 1 sack in '23... had a career-high seven tackles at Penn State in his first career start
- Made key play on special teams, returning a blocked punt 14 yards for a TD at Nebraska in '21



10 • NICK JACKSON • GR • WLB • 6-0 • 235

Atlanta, Ga. (Lovett School/Virginia)

- 58 career starts, 71 career games played... 6th season... most games played in FBS history
- Has 80 tackles -- 2nd most on team -- 5 TFL, 2.5 sacks, 6 PB, 3 QH... 9th in B1G in tackles (7.3)... season-high 12 tackles, 1 TFL at UCLA... had 8 tackles, first career INT vs. Wisc... had 11 tackles, 1.5 TFL, 1 sack at MSU... 11 tackles and 2 QH vs. Washington; 8 tackles, 1.5 TFL and 1 sack at MINN
- Third-team All-Big Ten in '23... had 110 tackles (2nd on team, 8th in B1G), 8 TFL, 4 sacks, 2 FF, 4 PB and 7 QB hurries in '23... B1G Co-Defensive POW on Oct. 2
- Graduate transfer from Virginia... has 544 career tackles (2nd in FBS history), 33 TFL and 17 sacks... 26 career 10+ tackle games... has 4 100+ tackle seasons... second-team All-ACC in '22



34 • JAY HIGGINS • SR • MLB • 6-2 • 232

Indianapolis, Ind. (Brebeuf Jesuit Prep)

- 27 career starts, 56 career games played (323 career tackles; 17th in school history)... Butkus, Lombardi, Bednarik Award semifinalist, Lott IMPACT semifinalist... CBS, AP Midseason All-American
- Only player in nation with 100+ tackles and 4 INT... has a team-high 106 tackles, 4 INTs, 1.5 TFL, 1 sack, 5 PB, 4 QH, 2 FF and 1 FR in '24... 2nd in B1G in tackles, 12th in FBS (9.6 p/game)... led team in tackles in 10 games... 16 career games with 10 or more tackles... 10 tackles vs. Wisc... 14 tackles at MSU; vs. Wash; 14 tackles, 1 TFL, 1 sack, 1 FF, 1 FR at Ohio St., 11 tackles vs. Iowa State... 9 tackles, INT at Minnesota
- All-American in '23... first-team All-B1G... tied Iowa school record for single-season tackles (171)... third in NCAA with 12.2 tackles per game (most by Power 5 player)... had school-record 92 assists



29 • SEBASTIAN CASTRO • GR • CASH • 5-11 • 205

Oak Lawn, Ill. (Richards)

- 30 career starts, 51 career games played... missed MSU game with injury
- Has 45 tackles, 3 TFL, 1 INT, 1 QH, 1 FF and 1 PB in '24... had 7 tackles, 2 TFL at UCLA... had 6 tackles, 1 TFL and 1 INT at Ohio State... had 5 tackles vs. Iowa State, Troy, Washington
- All-American in '23... second-team All-Big Ten... had 67 tackles, 8 TFL, 1 sack, 3 INT and 8 PB in '23
- B1G Defensive POW on 9/11... had a 30-yard pick 6 (first career INT) and four tackles at Iowa State



8 • DESHAUN LEE • SO • DB • 5-10 • 187

Belleville, Mich. (Belleville)

- 13 career starts, 18 career games played
- Has 36 tackles, 1 INT, 1 TFL, 3 PB this season... had 5 tackles at UCLA, at Maryland... 3 tackles, first career INT vs. Wisconsin... 8 tackles at MINN in first start of year... 7 tackles at Ohio State
- Had 32 tackles and 3 PB in '23... redshirted in '22
- First-team Michigan Dream Team as senior on defense... also honorable mention all-state as a wide receiver.



1 • XAVIER NWANKPA • JR • SS • 6-2 • 215

Pleasant Hill, Iowa (Southeast Polk)

- 23 career starts, 37 career games played
- Has 33 tackles in '24... career-high 10 tackles vs. Washington.
- Had 42 tackles, 1 INT, 2 TFL, 1 sack and 2 PB, 2 QH in '23... had interception -- second of his career -- vs. Utah State
- Adidas All-American... MaxPreps Iowa Player of Year
- Highest rated recruit of Ferentz era



30 • QUINN SCHULTE • GR • FS • 6-1 • 209

Cedar Rapids, Iowa (Xavier)

- 38 career starts (consecutive) -- 5th-longest streak among DBs in nation... 52 career games played
- Jason Witten Collegiate Man of the Year Award Watch List
- Third on team with 51 tackles, 3 INT, 3 PB in '24... 7 tackles at Maryland, 4 tackles, 1 INT (6th of career) at UCLA... had second INT vs. N'western... first INT of season at Minnesota... 8 tackles at Ohio State, 7 at MSU
- HM All-Big Ten in '23... had 65 tackles -- 4th most on team -- 1 INT, 2.5 TFL and 4 PB in '23... had an INT and 39-yard return vs. Rutgers



2 • TJ HALL • JR • DB • 6-1 • 187

Fresno, Calif. (San Joaquin Memorial)

- 5 career starts, 29 career games played
- Has 12 tackles, 2 PB, 1 INT and 1 FR in '24... had 4 tackles and his first career INT at Maryland... made first career start vs. Illinois St.
- Had 5 tackles in '23 in first 6 games before missing remainder of season because of injury
- Saw action in 13 games as true freshman in '22



9 • RHYS DAKIN • FR • P • 6-0 • 222

Melbourne, Australia (Mazenod College)

- Has punted 51 times for 44.9 avg. (17th in NCAA, 5th in Big Ten)... has 25 punts that have been fair caught... 24 downed inside 20... 15 50+ yard punts
- Ray Guy Award Punter of the Week in Week 4... 8 punts, 358 yards (44.8 avg.) vs. N'western with 4 punts downed inside the 6... had 5 punts for 248 yards (49.6 avg.), including a 55-yarder and career-best 61 yarder vs. Washington... 3 punts, 53.3 average vs. Wisconsin
- True freshman... follows Hawkeye great Tory Taylor in joining Hawkeyes from Melbourne

2024 IOWA FOOTBALL

THE SERIES

- Friday's game is the 55th meeting in the all-time series. Nebraska holds a 30-21-3 advantage in the series that began with a 22-0 Iowa victory in 1891. Iowa has won eight of the last nine in the series, including seven straight from 2015-21.
- The 56 points in 2017 are the most in the series' 54-game history. Since Iowa's 42-point win in 2017, the last six meetings have all been decided by seven points or less.
- The Hawkeyes have won three of the last four meetings in Iowa City. Nebraska won the most recent game at Kinnick, winning 24-17 in 2022 to snap the seven-game losing streak.
- Nebraska is 11-9 against Iowa in Iowa City.
- The 1999 Iowa-Nebraska game in Kinnick Stadium marked Kirk Ferentz's first game as Iowa's head coach.
- The first 10 games in the series were played in either Omaha (eight games) or Council Bluffs (two games). The series was even at 4-4-2 in those 10 meetings.

SERIES RESULTS

| | | |
|------------|---|----------------|
| 11/25/1891 | W | 22-0 (N) |
| 11/24/1892 | T | 10-10 (N) |
| 11/25/1893 | L | 18-20 (N) |
| 11/29/1894 | L | 0-36 (N) |
| 11/19/1895 | L | 0-6 (N) |
| 11/26/1896 | T | 0-0 (N) |
| 11/28/1896 | W | 6-0 (N) |
| 11/25/1897 | L | 0-6 (N) |
| 11/24/1898 | W | 6-5 (N) |
| 11/4/1899 | W | 30-0 (N) |
| 10/31/1903 | L | 6-17 (H) |
| 11/5/1904 | L | 6-17 (A) |
| 10/31/1908 | L | 8-11 (H) |
| 10/23/1909 | T | 6-6 (A) |
| 11/22/1913 | L | 0-12 (A) |
| 11/21/1914 | L | 7-16 (H) |
| 11/20/1915 | L | 7-52 (A) |
| 11/25/1916 | L | 17-34 (H) |
| 10/13/1917 | L | 0-47 (A) |
| 10/5/1918 | W | 12-0 (A) |
| 10/4/1919 | W | 18-0 (H) |
| 11/22/1930 | W | 12-7 (H) |
| 11/7/1931 | L | 0-7 (A) |
| 11/5/1932 | L | 13-14 (H) |
| 11/25/1933 | L | 6-7 (A) |
| 10/14/1934 | L | 13-14 (A) |
| 11/20/1937 | L | 0-28 (#11) (A) |
| 11/19/1938 | L | 0-14 (H) |
| 11/9/1940 | L | 6-14 (#12) (A) |
| 11/22/1941 | L | 13-14 (A) |
| 9/26/1942 | W | 27-0 (A) |
| 11/20/1943 | W | 33-13 (A) |
| 11/4/1944 | W | 27-6 (H) |
| 11/24/1945 | L | 6-13 (A) |
| 10/12/1946 | W | 21-7 (H) |

| | | |
|------------|---|-----------------|
| 9/22/1979 | L | 21-24 (#7) (H) |
| 9/20/1980 | L | 0-57 (#6) (A) |
| 9/12/1981 | W | 10-7 (#7) (H) |
| 9/11/1982 | L | 7-42 (#3) (A) |
| 9/4/1999 | L | 7-42 (#5) (H) |
| 9/23/2000 | L | 13-42 (#1) (A) |
| 11/25/2011 | L | 7-20 (#22) (A) |
| 11/23/2012 | L | 7-13 (#17) (H) |
| 11/29/2013 | W | 38-17 (A) |
| 11/28/2014 | L | 34-37 (OT) (H) |
| 11/27/2015 | W | 28-20 (A) |
| 11/25/2016 | W | 40-10 (#15) (H) |
| 11/24/2017 | W | 56-14 (A) |
| 11/23/2018 | W | 31-28 (H) |
| 11/29/2019 | W | 27-24 (A) |
| 11/27/2020 | W | 26-20 (H) |
| 11/26/2021 | W | 28-21 (A) |
| 11/25/2022 | L | 17-24 (H) |
| 11/24/2023 | W | 13-10 (A) |

BATTLE FOR HEROES TROPHY

Iowa and Nebraska are playing "The Heroes Game" Friday, with the winner claiming the Heroes Trophy. The trophy game between the Hawkeyes and Cornhuskers was established in 2011. Since its inception, Iowa leads the series, 9-4. Iowa gained possession of the trophy for the first time with a 38-17 win at Nebraska in 2013. The Hawkeyes reclaimed it in 2015 with a 28-20 win in Lincoln, their first of seven straight wins in the series.

BLACK FRIDAY

Iowa and Nebraska meet on Black Friday, the day after Thanksgiving, for the 14th consecutive season. The schools have played on Black Friday every year since Nebraska joined the Big Ten Conference in 2011. Iowa is 9-4 in the previous 13 Black Friday meetings, winning eight of the last nine games.

THE HEROES

The Heroes Game, presented by Pioneer, was created to honor the rich football traditions of the University of Iowa and the University of Nebraska football programs while also annually honoring community heroes in both states. The 2024 citizen heroes have positively impacted the community and stand as an inspiration to others. Dan Marburger, the former Principal of Perry High School, is Iowa's Hero.

BLACK FRIDAY SENIOR DAY

The Hawkeyes will honor 23 seniors prior to Friday's home finale against Nebraska. Iowa's Senior day honorees include: Yahya Black, Sebastian Castro, Jeremy Chaplin, Connor Colby, Deontae Craig, Nick DeJong, Luke Elkin, Tyler Elsbury, Kyler Fisher, Jermari Harris, Jamison Heinz, Jay Higgins, Ethan Hurkett, Nick Jackson, Logan Jones, Luke Lachey, Hayden Large, Andrew Lentsch, Cade McNamara, Mason Richman, Quinn Schulte, Kaden Wetjen and Alec Wick.

GENERAL INFORMATION

Location: Iowa City, Iowa
Founded: 1847
Enrollment: 32,199
President: Barbara J. Wilson
Tippie Director of Athletics: Beth Goetz
Conference: Big Ten
Nickname: Hawkeyes
Mascot: Herky
Colors: Black and Gold (PMS 116)
First Year of Football: 1889
All-Time Record: 701-579-39
All-Time Bowl Record: 18-17-1
National Championships: 1921, '22 '56, '58, '60

STADIUM INFORMATION

Stadium: Kinnick Stadium
Field: Duke Slater Field
Opened: 1929
Capacity: 69,250
Playing Surface: Field Turf
All-Time Record: 319-194-15

IOWA COACHES GAME DAY LOCATIONS

OFFENSE

| | |
|------------------------|---------------------------|
| Tim Lester (booth) | Offensive Coordinator/QBs |
| Ladell Betts (field) | Running Backs |
| Jon Budmayr (field) | Wide Receivers |
| George Barnett (field) | Offensive Line |
| Abdul Hodge (field) | Tight Ends |

DEFENSE

| | |
|----------------------|--------------------------------|
| Phil Parker (field) | Defensive Coordinator/DBs |
| Kelvin Bell (field) | Defensive Line |
| Jay Niemann (booth) | Assistant Defensive Line |
| Seth Wallace (field) | Asst. HC/Asst. Def. Coord./LBs |

SPECIAL TEAMS

| | |
|---------------------|---------------------------|
| LeVar Woods (field) | Special Teams Coordinator |
|---------------------|---------------------------|

2024 BIG TEN STANDINGS

| Team | Big Ten | Pct. | Overall | Pct. |
|----------------|------------|-------------|------------|-------------|
| Oregon | 8-0 | 1.000 | 11-0 | 1.000 |
| Indiana | 7-1 | .875 | 10-1 | .909 |
| Ohio State | 7-1 | .875 | 10-1 | .909 |
| Penn State | 7-1 | .875 | 10-1 | .909 |
| Illinois | 5-3 | .625 | 8-3 | .727 |
| IOWA | 5-3 | .625 | 7-4 | .636 |
| Michigan | 4-4 | .500 | 6-5 | .545 |
| Minnesota | 4-4 | .500 | 6-5 | .545 |
| Washington | 4-4 | .500 | 6-5 | .545 |
| USC | 4-5 | .444 | 6-5 | .545 |
| Nebraska | 3-5 | .375 | 6-5 | .545 |
| Rutgers | 3-5 | .375 | 6-5 | .545 |
| Michigan State | 3-5 | .375 | 5-6 | .455 |
| Wisconsin | 3-5 | .375 | 5-6 | .455 |
| UCLA | 3-6 | .333 | 4-7 | .364 |
| Northwestern | 2-6 | .250 | 4-7 | .364 |
| Maryland | 1-7 | .125 | 4-7 | .364 |
| Purdue | 0-8 | .000 | 1-10 | .091 |



UNDER THE LIGHTS

Friday's game is the 24th night game inside Kinnick Stadium. Iowa is 16-7 under the lights, including winning three straight -- 27-0 over Nevada in 2022, 26-16 over Michigan State in 2023 and 42-10 over Wisconsin on Nov. 2.

• This is the first night game between Iowa and Nebraska inside Kinnick Stadium.

WOODY & KIRK

Kirk Ferentz, in his 26th season as Iowa's head football coach and the longest tenured active head coach in college football, won his 200th career game as a member of the Big Ten Conference on Oct. 12, 2024, against Washington. Ferentz currently is second in Big Ten history with 203 wins, trailing only Ohio State's Woody Hayes' 205 wins.

• Ferentz has 127 Big Ten wins, which rank third all-time, trailing Hayes (153) and Michigan's Bo Schembechler (143).

• Ferentz won his 200th career game at Iowa State in 2023. He is the 27th coach at an FBS institution to reach the 200-career win milestone and the 99th coach across all divisions. Former Hawkeye head coach Hayden Fry finished his career with 236 victories.

ASSISTANT HC

For the first time in the Ferentz era, the Hawkeyes have an assistant head coach. Seth Wallace was elevated into the role in January 2024. In addition to his assistant head coach duties, Wallace continues as Iowa's assistant defensive coordinator and linebackers coach. Wallace served as the acting head coach in the season opener -- a 40-0 Hawkeye victory.

LESTER: THE OC

Tim Lester is in his first season as Iowa's offensive coordinator, joining the program after serving as a senior analyst with the Green Bay Packers in 2023. Lester previously was head coach at Western Michigan, where he won 37 games and appeared in three bowl games. He guided the Broncos to a top-35 national ranking in total offense in four consecutive seasons. He was the primary play caller in three of those campaigns.

• Iowa had 492 yards in Lester's debut as the offensive coordinator. It was the best production by an Iowa OC in their debut dating back to 1979. The Hawkeyes have scored 38+ points five times in Lester's first 11 games as the OC -- the most for the program since 2008.

AT THE ALMA MATER

Four Hawkeye coaches -- Ladell Betts, Abdul Hodge, Kelvin Bell and LeVar Woods -- played for the Iowa football program under Kirk Ferentz.

MORE NOTABLES

• Sophomore Kamari Moulton recorded his first career 100-yard game, finishing with 114 yards on 12 attempts with a touchdown in Week 13 at Maryland. He had a 68-yard touchdown run in the fourth quarter, a career long and the second-longest rush by the team this season.

• Moulton and Kaleb Johnson were the first Hawkeye duo to post 100-yard rushing outputs in the same game since 2016 when LeShun Daniels, Jr., (158) and Akrum Wadley (105) accomplished the feat against Nebraska.

• Senior WR Jacob Gill became the first Hawkeye to have a 100-yard receiving game since 2022 and the first Iowa wideout to achieve the feat since 2021 when he had six receptions for 138 yards in Week 11 at UCLA.

• Badger Beatdown. Iowa beat Wisconsin, 42-10, in Week 10, the team's largest margin of victory in the series since 1968. The Hawkeyes' 42 points are the most by Iowa in the series since 1975.

• Iowa's defense surrendered just 163 yards of total offense against Northwestern -- the second game allowing 200 or fewer yards this season. The Hawkeyes did not allow an offensive touchdown in the game.

• Complementary football... the Hawkeyes scored on offense, defense and special teams in the 40-14 victory over Northwestern -- a first for the program since 2021 (at Nebraska).

• Senior LB Jay Higgins is second in the Big Ten in tackles (12th nationally), making 106 tackles (9.6 per game). He has led the team in tackles in 10 games, including a season-high 14 tackles in Weeks 6, 7 and 8 against Ohio State, Washington and Michigan State. He also has four interceptions (most by a Power 4 LB) and two forced fumbles.

• Higgins, who has 323 career tackles, has five double-digit tackle games this season and 16 in his career.

• Graduate LB Nick Jackson made his 500th career tackle against Washington. He is currently second in FBS history with 544 career tackles and his 7.3 tackles per game this season are ninth in the Big Ten.

• Iowa scored 28 points in the third quarter against Northwestern -- the most in a quarter since scoring 31 at Maryland in 2021.

THE NITTY GRITTY

| IOWA (7-4, 5-3) | | | | | |
|--------------------|--|---------|---------|--|--|
| TEAM STATISTICS | | IOWA | OPP | | |
| Points/Game | | 29.4 | 17.7 | | |
| First Downs | | 194 | 187 | | |
| Rushing/Game | | 213.5 | 115.1 | | |
| Passing/Game | | 133.2 | 196.6 | | |
| Total Offense/Game | | 346.7 | 311.7 | | |
| Fumbles-Lost | | 10-4 | 12-6 | | |
| Pen./Yds. per game | | 35/29.7 | 64/45.5 | | |
| Time of Possession | | 30:08 | 29:54 | | |

INDIVIDUAL LEADERS

| RUSHING | | | | | |
|------------|------|-------|------|----|-------|
| | Att. | Net | Avg. | TD | YPG |
| K. Johnson | 223 | 1,492 | 6.7 | 21 | 135.6 |
| K. Moulton | 67 | 381 | 5.7 | 2 | 38.1 |

| PASSING | | | | | |
|-------------|-----------|------|-------|----|-------|
| | C-A-I | Pct. | Yds. | TD | YPG |
| C. McNamara | 104-172-5 | 60.5 | 1,017 | 6 | 127.1 |
| B. Sullivan | 24-35-2 | 68.6 | 344 | 2 | 38.2 |

| RECEIVING | | | | | |
|-----------|------|------|------|----|------|
| | Rec. | Yds. | Avg. | TD | YPG |
| J. Gill | 31 | 365 | 11.8 | 2 | 33.2 |
| L. Lachey | 25 | 218 | 8.7 | 0 | 21.8 |

| DEFENSE | | | | | |
|------------|-----------|-----|------|------|----|
| | U-A-TT | TFL | Sack | Int. | PB |
| J. Higgins | 45-61-106 | 1.5 | 1 | 4 | 5 |
| N. Jackson | 37-43-80 | 5 | 2.5 | 1 | 6 |

| NEBRASKA (6-5, 3-5) | | | | | |
|---------------------|--|---------|---------|--|--|
| TEAM STATISTICS | | NEB | OPP | | |
| Points/Game | | 25.1 | 20.5 | | |
| First Downs | | 242 | 189 | | |
| Rushing/Game | | 129.4 | 110.9 | | |
| Passing/Game | | 231.5 | 218.3 | | |
| Total Offense/Game | | 360.9 | 329.2 | | |
| Fumbles-Lost | | 10-4 | 10-5 | | |
| Pen./Yds. per game | | 71/56.0 | 75/68.9 | | |
| Time of Poss. | | 31:34 | 28:26 | | |

INDIVIDUAL LEADERS

| RUSHING | | | | | |
|------------|------|-----|------|----|------|
| | Att. | Net | Avg. | TD | YPG |
| D. Dowdell | 130 | 564 | 4.3 | 11 | 51.3 |
| E. Johnson | 84 | 452 | 5.4 | 1 | 41.1 |

| PASSING | | | | | |
|-------------|------------|------|-------|----|-------|
| | C-A-I | Pct. | Yds. | TD | YPG |
| D. Raiola | 231-348-10 | 66.4 | 2,405 | 12 | 218.6 |
| H. Haarberg | 10-17-1 | 58.8 | 101 | 0 | 10.1 |

| RECEIVING | | | | | |
|---------------|------|------|------|----|------|
| | Rec. | Yds. | Avg. | TD | YPG |
| J. Barney Jr. | 49 | 402 | 8.2 | 0 | 36.5 |
| J. Banks | 36 | 467 | 13.0 | 3 | 42.5 |

| DEFENSE | | | | | |
|--------------|----------|-----|------|------|----|
| | U-A-TT | TFL | Sack | Int. | PB |
| I. Gifford | 27-38-65 | 3 | 0 | 0 | 1 |
| D. Singleton | 40-22-62 | 1 | 0 | 1 | 2 |

| NCAA TEAM RANKINGS | | | |
|-------------------------------|------|-----|--|
| CATEGORY | IOWA | NEB | |
| Total Offense | 101 | 95 | |
| Rushing Offense | 13 | 100 | |
| Passing Offense | 128 | 62 | |
| Team Passing Eff. | 107 | 91 | |
| Scoring Offense | 55 | 91 | |
| Total Defense | 17 | 35 | |
| Rushing Defense | 26 | 21 | |
| Passing Yards Allowed | 39 | 66 | |
| Team Passing Eff. Def. | 41 | 104 | |
| Scoring Defense | 12 | 27 | |
| Turnover Margin | 8 | 57 | |
| 3rd Down Conversion Pct. | 39 | 46 | |
| 4th Down Conversion Pct. | 111 | 131 | |
| 3rd Down Conversion Pct. Def. | 34 | 51 | |
| 4th Down Conversion Pct. Def. | 71 | 40 | |
| Red Zone Offense | 33 | 119 | |
| Red Zone Defense | 50 | 47 | |
| Net Punting | 46 | 108 | |
| Punt Returns | 28 | 104 | |
| Kickoff Returns | 18 | 95 | |
| First Downs Offense | 112 | 41 | |
| First Downs Defense | 19 | 22 | |
| Fewest Penalties Per Game | 1 | 84 | |
| Time of Possession | 66 | 30 | |

- Iowa rushed for 329 yards in Week 10 against Wisconsin -- the most for the program since 2019. The Hawkeyes had four players rush for 50+ yards -- a first under Ferentz.
- The Hawkeyes are averaging 29.4 points and 346.7 yards of total offense in 11 games, which ranks 55th and 101st nationally, respectively.
- The Hawkeyes are 16-for-16 in red zone scoring opportunities (14 TDs, 2 FG) with QB Brendan Sullivan under center.
- OL Gennings Dunker missed Iowa's Week 13 road game at Maryland. OL Nick DeJong made his first start of the season in Dunker's place. The Hawkeyes have started the same offensive linemen in eight of the team's 11 games.
- DB Quinn Schulte has made 38 consecutive starts (fifth-longest nationally among DBs) -- one of nine active players in the secondary with 30 or more consecutive starts.
- Kyler Fisher and Nick DeJong (57) games, Jay Higgins (56), OL Mason Richman (53), Quinn Schulte (52), Connor Colby (51), Yahya Black (51) and Sebastian Castro (51) have played in 50+ games as a Hawkeye, while DL Deontae Craig (49) and OL Tyler Elsbury (48) are approaching the 50-game mark. Fisher and DeJong have played in 57 games -- the most games played under head coach Kirk Ferentz.
- Michigan State did not punt in Week 8 against the Hawkeyes, a first by an Iowa opponent since Ohio State in 2013.
- Since 2020, Iowa is 15-7 in road games and the Hawkeyes have posted a winning road record dating back to the start of the 2018 season (21-11 record).
- Iowa's defense surrendered just 163 yards of total offense against Northwestern -- the second game allowing 200 or fewer yards this season. The Hawkeyes did not allow an offensive touchdown in the game.
- Iowa has come-from-behind in the second half to win in two games (trailed 14-10 vs. Troy; 14-7 at Minnesota) this season.
- Iowa's defense allowed just 189 yards of total offense and forced three turnovers to pitch its first season-opening shutout since 2005. Iowa has eight shutouts since 2018, second most in the FBS in that span (Georgia, 9).
- Since 2009, Iowa has 244 interceptions -- tied for the most in the nation. The team's 35 interception returns for a touchdown are the fourth-most in the nation in that span.
- Iowa's defense has allowed fewer than 400 yards in 36 of the last 39 games and 14 or fewer points in 24 of their last 38 games. The Hawkeyes have held 11 teams without a touchdown since the start of the 2022 season.
- Iowa has played eight games decided by a single possession since the start of the 2023 season. The Hawkeyes are 5-3 in such games.
- The Hawkeye offense has 19 scoring drives of 70 or more yards this season through the first 11 games. Iowa had a season-long 86-yard touchdown drive in Week 10 against Wisconsin and a season-best 14 play drive in

Week 13 at Maryland.

- Iowa led 13-0 at the half and 19-7 in the third quarter against Iowa State. It was the first time the Hawkeyes surrendered a 13-point second half in 10 years (2014 vs. Nebraska).
- The Hawkeyes are 159-8-1 when allowing 10 points or less since 1970 and 392-59-19 when allowing 10 points or less all-time.

MIDSEASON RECOGNITION

Aaron Graves: Bednarik Award Watch List

Jay Higgins: Butkus Semifinalist, Bednarik Semifinalist, Lott IMPACT Trophy Semifinalist, Lombardi Award Semifinalist, CBSSports.com All-America, The Sporting News All-America, The Athletic All-America

Kaleb Johnson: Doak Walker Semifinalist, Walter Campbell National Player of the Year Semifinalist, Maxwell Award Semifinalist, CBSSports.com All-America, The Sporting News All-America, The Athletic All-America

Luke Lachey: Campbell Trophy Semifinalist

Kaden Wetjen: Burlsworth Trophy Semifinalist

TIGHT GAMES

Iowa has played 131 games in the Ferentz era in games decided by one score or less. The Hawkeyes are 65-66 (.496) in such contests. Over the past two seasons, Iowa has won five of eight games decided by eight points or fewer.

SECOND-HALF HAWKEYES

Iowa has been a second-half team during the 2024 season, averaging 19.8 points over the final 30 minutes. The Hawkeyes average 9.5 points in the first half in 11 games. Iowa has scored 218 points in the second half; 105 in the first.

FIRST HALF

| PTS. | YARDS | RUSH | PASS |
|-------|---------|--------|---------------|
| 105 | 1,706 | 984 | 722 |
| (9.5) | (155.1) | (89.5) | (65.6) - AVG. |

SECOND HALF

| PTS. | YARDS | RUSH | PASS |
|--------|---------|---------|---------------|
| 218 | 2,108 | 1,366 | 742 |
| (19.8) | (191.6) | (124.2) | (67.4) - AVG. |

- Iowa has scored twice this season on its opening offensive drive of the game. The Hawkeyes drove 62 yards over 10 plays before Drew Stevens made a 24-yard field goal in Week 9 against Northwestern; Iowa moved 41 yards over three plays for a touchdown in Week 11 at UCLA, taking advantage of a Bruin interception.
- The offense scored on its first drive of the second half in five consecutive games (Washington, Michigan State, Northwestern, Wisconsin, Maryland) and in seven games this season.

HAWKEYE FOOTBALL BY THE NUMBERS

| | |
|-----|--|
| 215 | Ferentz's overall career victories |
| 203 | Ferentz has 202 wins Iowa's head coach as a member of the Big Ten Conference |
| 200 | Ferentz won his 200th career game at Iowa State on Sept. 9, 2023 |
| 100 | Ferentz won his 100th career Big Ten game at Penn State in 2020 |
| 89 | NFL Draft picks under Kirk Ferentz |
| 62 | Calvin Jones' retired number, one of two in school history |
| 55 | Hawkeyes who have played in the Super Bowl |
| 36 | Bowl games (18-17-1) |
| 31 | Ferentz's career wins against AP-ranked opponents |
| 31 | Consensus All-Americans (13 under Kirk Ferentz) |
| 30 | Players have combined to earn Academic All-America honors |
| 29 | First-team All-America honors under Kirk Ferentz |
| 28 | Times finished a season ranked |
| 25 | First or second round NFL draft picks under Kirk Ferentz |
| 24 | Heisman Trophy winner (1939) |
| 18 | Nile Kinnick's retired number |
| 18 | Bowl Victories |
| 18 | CFB Hall of Famers |
| 16 | Consensus All-Americans under Ferentz |
| 12 | School record 12 wins in 2015 |
| 12 | Players under Ferentz who have won a total of 14 national awards |
| 11 | Big Ten Championships |
| 10 | Former players recognized on Kinnick Stadium Wall of Honor |
| 9 | Bowl wins under Kirk Ferentz |
| 5 | National Championships (1921, 1922, 1956, 1958, 1960) |
| 5 | Five times finished the year ranked in top 10 under Ferentz |
| 5 | Former Hawkeyes in Pro Football Hall of Fame |
| 4 | Kirk Ferentz has been named B1G Coach of the Year |
| 3 | Three times won 11 games or more under Kirk Ferentz (2002, 2009, 2015) |

CAPTAINS BY WEEK

Illinois State: Higgins, Lachey, McNamara, Schulte

Iowa State: Higgins, Lachey, McNamara, Schulte

Troy: Higgins, Lachey, McNamara, Schulte

Minnesota: Higgins, Lachey, McNamara, Schulte

Ohio State: Higgins, Lachey, McNamara, Schulte

Washington: Higgins, Lachey, McNamara, Schulte

Michigan State: Higgins, Lachey, McNamara, Schulte

Northwestern: Higgins, Lachey, McNamara, Schulte

Wisconsin: Higgins, Lachey, McNamara, Schulte

UCLA: Higgins, Jones, Lachey, Schulte

Maryland: Higgins, Jones, Lachey, Schulte

Nebraska:

O-LINE NAMED JOE MOORE AWARD SEMIFINALIST

Iowa's offensive line has been named a semifinalist for the Joe Moore Award. The award honors offensive line units that display a high level of toughness, effort, teamwork, consistency, technique and finishing. The Hawkeye offense has rushed for 200+ yards in a program record eight games and the unit is on pace for more than 2,776 yards, which would be a program record.

TACKLING MACHINE

Senior LB Jay Higgins had 14 tackles in three consecutive games in Week 6 at Ohio State, Week 7 against Washington and Week 8 at Michigan State and 10 tackles in Week 10 against Wisconsin. The Indianapolis native has five 10+ tackle games this season and 16 in his career.

- He has had at least 14 tackles in a game seven times in his career.
- Higgins had his second career forced fumble and fourth career fumble recovery against the Buckeyes.
- He has a team-high 106 tackles (9.6 per game) to rank second in the Big Ten and 12th nationally. Higgins also has four interceptions -- tied for the most by a Power 4 linebacker in the nation -- and two forced fumbles. His four picks are the most by a Hawkeye linebacker since Josey Jewell (4) in 2016.
- Higgins is the only Power 4 linebacker in the nation with 100+ tackles and four interceptions.
- He averages 10.1 tackles per game in Big Ten play, recording 81 tackles in eight games.
- Higgins has 106 two tackles this season, becoming the first Hawkeye since Jack Campbell (2021,22) to record 100+ tackles in back-to-back seasons.
- He has 323 career tackles, which are tied for 17th in program history.

ALL THREE PHASES

The Hawkeyes scored in all three phases -- on offense, defense and special teams -- in the Week 9 Homecoming victory over Northwestern. It is the first time Iowa has scored in all three phases since the 2021 season -- a 28-21 road win at Nebraska.

SAFETY!

The Hawkeye defense recorded a safety in the second quarter on a Max Llewellyn sack in the second quarter of a Week 9 victory over Northwestern. It is the fourth straight season Iowa has registered a safety, dating back to the 2021 season.

YAHYA BLOCK

Senior DL Yahya Black blocked a first-quarter field goal attempt in Week 7 against Washington. It was Black's first career block and it is the second consecutive year Iowa has blocked a field-goal attempt.

RHYS vs. TORY??

Freshman Rhys Dakin is making a name for himself in the same light as former Hawkeye punter Tory Taylor. In his first season, Dakin has 51 punts for a 44.9-yard average with 24 punts inside the 20 and 15 of 50+ yards. During Taylor's first season in Iowa City in COVID-shortened 2020, Taylor had 40 punts for a 44.1-yard average with 18 inside the 20 and nine punts of 50+.

HAWKEYE HONOREES

- Junior RB Kaleb Johnson was named the Doak Walker National Running Back of the Week and the Big Ten Co-Offensive Player of the Week following his Week 4 performance in the win at Minnesota. The Ohio native had a career-high 206 yards with three touchdowns with five 20+ runs in the game. He became the first Hawkeye since 2012 to post four straight 100-yard games.
- Freshman punter Rhys Dakin was named the Ray Guy Award Punter of the Week on Sept. 24 after punting five times for a 49.6 average in the road win over the Gophers. He placed three punts inside the 20 and three traveled 50+ yard, including a career-best 55-yarder in the second quarter.
- Junior DL Aaron Graves was named the Big Ten Co-Defensive Player of the Week after recording five tackles, two sacks and two forced fumbles in Iowa's Week 7 victory over Washington. It is his first career honor.
- Johnson was named the Senior Bowl Co-Offensive Player of the Week on Oct. 14 after rushing for 166 yards with two touchdowns and having three receptions for 22 yards and one touchdown in the win over Washington. It was Johnson's second three touchdown game of the season.
- Senior Kaden Wetjen was named the Big Ten Special Teams Player of the Week on Oct. 28 following his Week 9 performance in Iowa's Homecoming win over Northwestern. The Williamsburg, Iowa, native had an 85-yard punt return for a touchdown -- the seventh-longest in program history -- and finished with 176 combined kick return yards. It was his third straight game with 100+ kick return yards.

TRUE FRESHMEN STARTERS (SINCE 1999)

Since 1999, Kirk Ferentz's first year as Iowa head coach, 34 true freshmen have started for the Hawkeyes.

2024 Reece Vander Zee (8 games)

2022 Kaleb Johnson, RB (6 games)
2022 Xavier Nwankpa, DB (1 game)

2021 Connor Colby, OL (11 games)
2021 Keagan Johnson, WR (9 games)
2021 Arland Bruce IV, WR (4 games)

2019 Tyler Goodson, RB (2 games)
2019 Dane Belton, DB (3 games)
2019 Jack Campbell, LB (1 game)
2019 Sam LaPorta, TE (1 game)

2018 Riley Moss, CB (6 games)
2018 Julius Brents, CB (5 games)

2017 Matt Hankins, FS (2 games)
2017 Ihmir Smith-Marsette, WR (3 games)
2017 Tristan Wirfs, OL (7 RT, 1 LT)

2016 Manny Rugamba, CB (3 games)

2015 Jerminic Smith, WR (2 games)
2015 James Daniels, LG (2 games)

2013 Matt VandeBerg, WR (2 games)
2013 Desmond King, CB (12 games)

2012 Greg Garmon, RB (1 game)

2011 Jordan Canzeri, RB (1 game)

2010 Marcus Coker, RB (2 games)
2010 James Morris, LB (4 games)

2009 Brandon Wegher, RB (2 games)

2007 Bryan Bulaga, LG (5 games)
2007 Dominique Douglas, WR (11 games)

2006 A.J. Edds, LB (1 game)

2003 Mike Jones, LG (7 games)
2003 Champ Davis, FB (1 game)

2000 Benny Sapp, CB (8 games)
2000 Bob Sanders, SS (4 games)
2000 Jonathan Babineaux, FB (3 games)

1999 Fred Barr, LB (6 games)

2024 IOWA FOOTBALL

- Johnson was named the Big Ten Offensive Player of the Week for a second time after rushing 24 times for 135 yards and three touchdowns in the Week 10 win over Wisconsin. He tied Iowa's single-season touchdown (20) and scoring (120) records in the victory as the Hawkeyes churned out 329 rushing yards in the game.
- Junior Drew Stevens was named the Big Ten Special Teams Player of the Week after making five field goals (27, 54, 50, 49, 26) in Iowa's Week 13 win at Maryland. The five field goals tied an Iowa record and the SECU Stadium record. He was the first Hawkeye since 1998 to make multiple 50+ yarders in the same game and his 54-yarder tied a career long. Stevens now has seven 50+ yard field goals in his career, an Iowa record.

OUR BELL COW

Junior RB Kaleb Johnson has rushed for 1,492 yards (second nationally) with 21 rushing touchdowns (fourth in FBS) in 42 quarters. He is second nationally, averaging 135.6 yards on 20.3 attempts per game, which includes 20 rushes of 20+ yards.

- Johnson's 21 rushing touchdowns are a program record. He has scored a touchdown in every game this season -- the longest streak in program history -- and has multiple touchdowns in seven games, which is believed to be a school record.
- His 132 points are a single-season school record and are the fourth-most in the nation.
- He now has 30 career rushing touchdowns (fourth-most all-time) and 31 total touchdowns (seventh-most all-time).
- He is fourth nationally in total touchdowns (22), total points (132), rushing touchdowns (21), and scoring (11.5) and ninth in yards per carry (6.69).
- Johnson was the first Hawkeye since Mark Weisman in 2014 (five straight) to have two or more touchdowns in four consecutive games. He had nine touchdowns in the first four games -- the most in the team's first four games since Tavian Banks in 1997 (12).
- Johnson has three games with three rushing touchdowns and four games with three total touchdowns this season.
- In 11 games, Johnson has 20 20+ yard rushes -- 21, 23, 23, 24, 25, 26, 26, 27, 28, 28, 33, 33, 37, 39, 40, 41, 53, 54, 64, 75 yards -- nine of which went for touchdowns (26, 64, 33, 28, 40, 75, 26, 41, 25). Iowa's offense had 12 such rushes as a team during the 2023 season.
- In Week 8 at Michigan State, Johnson had a 75-yard touchdown run, tying his career high. It is tied for the 21st longest touchdown run in program history. He had three touchdown runs of 26, 41 and 25 yards against Northwestern and three more against Wisconsin.
- Johnson posted four consecutive 100-yard games, becoming the first Hawkeye to accomplish the feat since Weisman in 2014. He had his second career 200-yard game at Minnesota. He has eight 100-yard games in 11 contests this season, which are tied for the second-most in a single season in program history.
- He has 12 career 100-yard games (three in 2022, one in 2023 and eight in 2024), which are tied for the sixth-most all-time.
- In the Week 13 road win at Maryland, Johnson had a career-high 35 carries for 164 yards and one touchdown. The 35 attempts are the most for the program since 2015.
- Johnson had a career-high 206 yards on 21 carries -- 9.8 yards per attempt -- in the road win at Minnesota, finding the end zone a career-best three times. He had five rushes of 20+ yards in the game.
- He had 166 yards on 21 attempts with two rushing touchdowns and three receptions for 22 yards and one touchdown in the Week 7 win over Washington.
- He finished with 25 carries for 173 yards and two touchdowns in Week 3 against Troy to surpass his rushing total from the 2023 season (463 yards). Johnson rushed for 187 yards and two touchdowns on a career-high 25 attempts against Iowa State in Week 2. He had 105 yards in the first half alone. Johnson is the first Hawkeye since 2017 to post a 100-yard game against the Cyclones and the yardage total is the most by an Iowa player in the series since 1996 (Tavian Banks, 182).
- He rushed for 119 yards on 11 carries (all in the second half) against Illinois State in the season opener, which included a 64-yard touchdown run -- the fourth-longest rush of his career.

KJ HAS...

- 1,492 of Iowa's 3,814 yards of total offense (39.1 percent).
- 22 of the team's 37 offensive touchdowns (59.5 percent).
- 132 of the team's 323 total points (40.9 percent).

NATIONAL RANKINGS

AP Poll (Week 14)

1. Oregon (61)
2. Ohio State
3. Texas
4. Penn State
5. Notre Dame
6. Georgia
7. Tennessee
8. Miami (FL)
9. SMU
10. Indiana
11. Boise State
12. Clemson
13. Alabama
14. Arizona State
15. Ole Miss
16. South Carolina
17. Iowa State
18. Tulane
19. BYU
20. Texas A&M
21. UNLV
22. Illinois
23. Colorado
24. Missouri
25. Army

Coaches Poll (Week 14)

1. Oregon (55)
2. Ohio State
3. Texas
4. Penn State
5. Notre Dame
6. Georgia
7. Miami (FL)
8. Tennessee
9. SMU
10. Indiana
11. Boise State
12. Clemson
13. Alabama
14. South Carolina
15. Arizona State
16. Ole Miss
17. Iowa State
18. Tulane
19. Texas A&M
20. BYU
21. UNLV
22. Army
23. Memphis
24. Missouri
25. Illinois

HAWKEYES IN THE POLLS

| Date | AP | COACHES | S16 | CFP |
|-----------|---------|---------|---------|-----|
| Preseason | 25 | 25 | RV (23) | -- |
| Sept. 3 | 21 | 21 | RV (19) | -- |
| Sept. 9 | RV (32) | RV (35) | RV (33) | -- |
| Sept. 16 | RV (33) | RV (32) | -- | -- |
| Sept. 23 | RV (32) | RV (31) | -- | -- |
| Sept. 30 | RV (31) | RV (30) | -- | -- |
| Oct. 7 | RV (33) | RV (43) | -- | -- |
| Oct. 14 | RV (31) | RV (33) | -- | -- |
| Oct. 21 | -- | -- | -- | -- |
| Oct. 28 | -- | -- | -- | -- |
| Nov. 4 | RV (33) | RV (34) | -- | -- |
| Nov. 11 | -- | -- | -- | -- |
| Nov. 18 | -- | -- | -- | -- |
| Nov. 25 | -- | RV (36) | -- | -- |
| Dec. 2 | | | | |
| FINAL | | | | |

IOWA IN OVERTIME

Iowa holds a 7-5 record in overtime games. Iowa won its first overtime contest, defeating Penn State 26-23 on Nov. 4, 2000, in State College, Pa. The Hawkeyes are 3-4 in single overtime, 3-0 in double overtime and 1-1 in triple overtime. Iowa is 2-2 in overtime in Kinnick Stadium and 5-3 in overtime road games. Following are Iowa's overtime games:

| Date | Result | OTs | Opponent |
|----------|----------|--------|------------------|
| 11/4/00 | W, 26-23 | Double | at Penn State |
| 9/28/02 | W, 42-35 | Single | at Penn State |
| 10/22/05 | L, 20-23 | Single | vs. Michigan |
| 9/09/06 | W, 20-13 | Triple | at Syracuse |
| 10/27/07 | W, 34-27 | Double | vs. Michigan St. |
| 11/14/09 | L, 24-27 | Single | at Ohio State |
| 9/10/11 | L, 41-44 | Triple | at Iowa State |
| 10/13/12 | W, 19-16 | Double | at Michigan St. |
| 10/26/13 | W, 17-10 | Single | vs. Northwestern |
| 11/28/14 | L, 34-37 | Single | vs. Nebraska |
| 9/9/17 | W, 44-41 | Single | at Iowa State |
| 10/21/17 | L, 10-17 | Single | at Northwestern |

1K & COUNTING

Junior Kaleb Johnson surpassed the 1,000-yard rushing mark in Week 8 at Michigan State, becoming the 22nd Hawkeye to reach the milestone. The Ohio native, who currently has 1,492 yards on 223 attempts, is the first Hawkeye since 2021 to rush for 1,000 yards.

- Johnson is on pace to finish the regular season with 1,627 rushing yards and 1,763 yards following a bowl game, which would be the second-most in program history.
- Head coach Kirk Ferentz has coached 12 1,000-yard rushers in his tenure.

| | Name | Att. | Yards | TD |
|----|-----------------------------|------------|--------------|-----------|
| 1. | Shonn Greene (2008) | 307 | 1,850 | 20 |
| 2. | Tavian Banks (1997) | 260 | 1,691 | 17 |
| 3. | Kaleb Johnson (2024) | 223 | 1,492 | 21 |

JOHNSON ON CAREER RUSHING LIST

Junior RB Kaleb Johnson moved past Mark Weisman into seventh place in Iowa's all-time rushing list in Week 13 at Maryland. The Ohio native has 2,734 yards in 34 career games. He is the 17th player in program history to surpass 2,000 career rushing yards and currently ranks seventh all-time.

| | Name | Att. | Yards | TD |
|----|---------------------------------|------------|--------------|-----------|
| 4. | Tavian Banks (1994-97) | 505 | 2,977 | 33 |
| 5. | Akrum Wadley (2014-17) | 536 | 2,872 | 28 |
| 6. | Fred Russell (2001-03) | 514 | 2,760 | 17 |
| 7. | Kaleb Johnson (2022-pr.) | 491 | 2,734 | 30 |

KJ FACTS

- Junior Kaleb Johnson was one of three Big Ten players since 2000 with 1,200+ rushing yards and 19+ rushing touchdowns in the first nine games along with Wisconsin's Melvin Gordon (2014) and Brian Calhoun (2005).
- Johnson was one of four Big Ten tailbacks to with 100 rushing yards and two touchdowns in four straight games in the last 10 years along with Minnesota's Mohamed Ibrahim (2021-22), Ohio State's Ezekiel Elliott (2014) and Michigan State's Jeremy Langford (2014).
- Since 2000, Johnson was one of three Big Ten players with 680+ rushing yards and 9+ rushing touchdowns through the team's first four games along with Michigan State's Javon Ringer (2008) and Ibrahim (2020).
- Johnson is the fifth player in program history to have multiple career 200-yard games, joining Sedrick Shaw (250/214), Tavian Banks (314/204), Shonn Greene (217/211) and Marcus Coker (252/219).

RUSH STRONG

The Hawkeyes rushed for 200+ yards in eight games in 2024 -- believed to be the most in a single season in program history.

- Iowa is averaging 213.5 yards on 39.8 attempts per game through 11 weeks. The rushing attack leads the Big Ten and is 13th nationally.
- The Hawkeyes have 24 rushes of 20+ yards in 2024 after having 12 runs of 20+ yards a season ago.
- Iowa rushed for 329 yards -- the most for the program since 2019 -- and the most against a Big Ten opponent since 2016 (365, Purdue). The Hawkeyes had four players finish with 50+ rushing yards in the game -- a first under head coach Kirk Ferentz.
- The team's 329 yards were the most against the Badgers since 1990 and it was the second straight season Iowa surpassed 200 yards against Wisconsin -- a first since 1989 and 1990.

WEJ ON THE RETURN; TO THE H00000UUUUSSSSEEEE

Senior Kaden Wetjen had an 85-yard punt return for a touchdown in the Week 9 victory over Northwestern. The return is the seventh-longest punt return for a touchdown in program history. Wetjen was named the Big Ten Special Teams Player of the Week on Oct. 28 for his efforts.

- Wetjen had 100+ combined return yards in three consecutive games -- 176 vs. Northwestern, 145 at Michigan State, 130 vs. Washington. It was the first by a Hawkeye since at least 1978 and the first by a Big Ten player since Maryland's Javon Leake in 2019.

HAWKEYES IN THE NFL

Iowa football players have a long tradition of being well prepared for professional football following their college playing careers. Since 2010, 54 Hawkeyes have been selected in the NFL Draft. Today, 28 Hawkeyes are on NFL rosters.

| NAME | TEAM | POS. |
|----------------------|----------------------|------|
| Erick All | Cincinnati Bengals | TE |
| C.J. Beathard | Miami Dolphins | QB |
| Dane Belton | New York Giants | S |
| Jack Campbell | Detroit Lions | LB |
| James Daniels | Pittsburgh Steelers | OL |
| Cooper DeJean | Philadelphia Eagles | DB |
| A.J. Epenesa | Buffalo Bills | DE |
| Noah Fant | Seattle Seahawks | TE |
| Chauncey Golston | Dallas Cowboys | DE |
| Tyler Goodson | Indianapolis Colts | RB |
| T.J. Hockenson | Minnesota Vikings | TE |
| Amani Hooker | Tennessee Titans | DB |
| Alaric Jackson | Los Angeles Rams | OL |
| Josey Jewell | Carolina Panthers | LB |
| Desmond King | Baltimore Ravens | DB |
| George Kittle | San Francisco 49ers | TE |
| Casey Kreiter | New York Giants | LS |
| Sam LaPorta | Detroit Lions | TE |
| Logan Lee | Pittsburgh Steelers | DT |
| Tyler Linderbaum | Baltimore Ravens | C |
| Kaevon Merriweather | Detroit Lions | S |
| Riley Moss | Denver Broncos | DB |
| Anthony Nelson | Tampa Bay Buccaneers | OLB |
| Ben Niemann | Detroit Lions | LB |
| Nick Niemann | Los Angeles Chargers | LB |
| Brandon Scherff | Jacksonville Jaguars | OG |
| Brandon Smith | New York Jets | WR |
| Ihmir Smith-Marsette | New York Giants | WR |
| Geno Stone | Cincinnati Bengals | S |
| Tory Taylor | Chicago Bears | P |
| Lukas Van Ness | Green Bay Packers | LB |
| Zach Van Valkenburg | Los Angeles Rams | OLB |
| Kristian Welch | Baltimore Ravens | LB |
| Tristan Wirfs | Tampa Bay Buccaneers | OT |



- Wetjen is leading the nation with 807 combined kick return yards. He is second in the Big Ten and 14th nationally in kickoff returns (24.8 average) and second in the league and 12th nationally in punt returns (12.0). He is one of 48 players nationally to return a punt for a touchdown (and one of four in the Big Ten).
- Iowa has returned a punt for a touchdown in consecutive seasons (Cooper DeJean, 2023). It was the team's 19th non-offensive touchdown since 2020.

ACTION JACKSON

Sophomore Jackson Stratton made his first career start in the Week 13 road victory at Maryland. He completed 10-of-14 passes for 76 yards with completions to six different receivers.

- Stratton, a walk-on transfer from Colorado State, was thrust into action in Week 11 at UCLA. He led the team on a 13-play, 61-yard drive to tie the game in the third/fourth quarter.

SULLY STEPS UP

Junior Brendan Sullivan saw his first extended action as Iowa's QB1 in the Week 9 victory over Northwestern and he made his first start as a Hawkeye in Week 10 against Wisconsin. Sullivan left the Week 11 game because of injury and was out Week 13 at Maryland.

- The Michigan native entered the Week 9 game against Northwestern in the second quarter with the Hawkeyes trailing 7-3 and he led Iowa to 37 straight points. Sullivan completed 9-of-14 passes for 80 yards and had eight rushes for 40 yards and a 6-yard touchdown run.
- In Week 10, Sullivan was 7-of-10 for 93 yards and a touchdown through the air and he had nine rushes for 58 yards and a touchdown on the ground. The last time an Iowa QB had 58+ rushing yards and 1+ rushing touchdowns in a game was Brad Banks (65 yards, 1 TD) in 2002 and his 58 rushing yards were the most since C.J. Beathard's 77 at Iowa State in 2015.
- Sullivan is 24-of-35 (68.6 percent) for 344 yards and two touchdowns through the air this season, while rushing 35 times for 144 yards and four touchdowns.
- Sullivan was Iowa's red zone quarterback, rolling out the package in Week 3 against Troy. The Hawkeyes are 16-for-16 in red zone scoring opportunities (14 TDs, 2 FG) with Sullivan under center.

McNAMARA UNDER CENTER

Senior Cade McNamara has completed 104-of-172 passes for 1,017 yards and six touchdowns in 2024, completing 60.5 percent of his attempts. The Nevada native is averaging 127.1 passing yards per game. McNamara has been out since Week 9 because of injury.

- In 29 career starts, McNamara has a 22-7 record.
- McNamara finished with 251 passing yards and three touchdowns, completing 21-of-31 attempts on Aug. 31 against Illinois State. The 251 yards and three TDs were McNamara's highs as a Hawkeye and the yardage total is a high by an Iowa quarterback since 2021. In the second half, McNamara was brilliant, completing 13-of-14 attempts for 177 yards and three TDs.
- It was the fifth time in McNamara's career he has passed for 250 or more yards and his third career game with three or more touchdown passes.
- In Week 3 against Troy, McNamara completed 19-of-23 attempts for 176 yards, completing 83.2 percent of his passes -- his high-water mark as a Hawkeye. In Week 7, he completed 8-of-14 attempts for 108 yards with two touchdowns -- his fourth two-TD game at Iowa.

STEADY JACOB

Northwestern transfer Jacob Gill has been a steadying force in Iowa's wide receiving corps, leading Hawkeye wideouts with 31 receptions for 365 yards and two touchdowns. The North Carolina native had a combined 17 catches in his three seasons with the Wildcats.

- Gill had a career game in Week 11 at UCLA, finishing with six receptions for 138 yards with catches of 32 and 59 yards. It was Iowa's first 100-yard game since Sam LaPorta in 2022 and he was the first Hawkeye wideout with 100+ yards since Charlie Jones in 2021. His 138 yards were the most by an Iowa wide receiver since Ihmir Smith-Marsette (140) in 2020 vs. Wisconsin.
- Gill had three catches for 46 yards and a 31-yard touchdown in his Hawkeye debut against Illinois State. In Week 3, he had a team-best five catches for 44 yards and in Week 10, he had a 7-yard touchdown reception from QB Brendan Sullivan.
- Gill has five of Iowa's top 14 explosive plays in the passing game this season.

CLEAN, DISCIPLINED FOOTBALL

The Hawkeyes didn't commit a penalty in their Week 3 victory over Troy. It was the third game since the start of the 2023 season and the fourth time in the team's last 26 games where the team wasn't penalized. Since 1970, Iowa has 10 games where it hasn't committed a penalty.

- Iowa is leading the nation in fewest penalties (31), fewest penalties per game (3.18) and is third in fewest penalty yards (327) and fewest penalty yards per game (29.73).

TIGHT END PRODUCTION

Five different tight ends have a reception this season with the group combining for 50 catches for 477 yards and one touchdown in 11 games this season. Three different tight ends have at least six receptions.

- Fifth-year senior Luke Lachey (25 catches, 218 yards) and junior Addison Ostrenga (12 catches, 77 yards, 1 TD) have combined for 37 catches for 295 yards and one touchdown. Lachey and Ostrenga are second and fifth on the team, respectively.

WHAT AN OFFENSIVE DEBUT

The Hawkeyes finished with 492 yards of total offense under first-year Tim Lester offensive coordinator in the season opener against Illinois State. The unit had a balanced attack with 251 passing yards and 241 rushing yards.

- The 492 yards are the most in a season opener since 2002 (593 yards vs. Akron) and the most by the unit since 2019 (644 yards vs. Middle Tennessee State).
- The Hawkeyes had 462 yards in a Week 3 win over Troy and 422 in Week 10 against Wisconsin. It is the first time since 2020 Iowa has had 400+ yards in three games in a single season.

FIRST-YEAR OC'S IOWA DEBUTS

| OC | Opp. | Date | Pts. | 1st | Rush | Pass | Total Off. |
|--------------|--------------|---------|------|-----|------|------|------------|
| T. Lester | Illinois St. | 8/31/24 | 40 | 23 | 241 | 251 | 492 |
| B. Ferentz | Wyoming | 9/2/17 | 24 | 16 | 138 | 125 | 263 |
| G. Davis | N. Illinois | 9/1/12 | 18 | 23 | 139 | 129 | 268 |
| K. O'Keefe | Nebraska | 9/4/99 | 7 | 8 | 57 | 112 | 169 |
| D. Patterson | NC State | 8/29/92 | 14 | 18 | 137 | 212 | 349 |
| C. Jackson | Oregon | 9/16/89 | 6 | 12 | 26 | 237 | 263 |
| B. Snyder | Indiana | 9/8/79 | 26 | 22 | 162 | 227 | 389 |

VANDER-WOW

Freshman WR Reece Vander Zee had a day to remember in his first career game as a Hawkeye. The Rock Rapids, Iowa, native finished with five receptions for 66 yards and two touchdowns -- a 7-yarder in the third quarter and a 19-yarder early in the fourth.

- Vander Zee is the first Hawkeye true freshman with a receiving touchdown in the season opener since Dominique Douglas versus Montana in 2006.
- He is the first Hawkeye rookie wideout to have two receiving touchdowns in a game since Ihmir Smith-Marsette at Iowa State in 2017 and the first in the season opener dating back to 1996.

- Vander Zee became the first true freshman to start a game since 2022, the first true freshman wide receiver to start since 2021 and the seventh true freshman wide out to start under Kirk Ferentz.
- In Week 8 at Michigan State, Vander Zee made three catches for 47 yards, including an 18-yard scoring reception in the third period.
- In eight games, Vander Zee is fourth on the team with 14 receptions for 176 yards and three touchdowns. He missed Week 10, 11 and 13 because of injury.

DDDDDD-EFENSE

- Iowa's defense allowed just 189 yards in its 40-0 shutout victory over Illinois State in Week 1 and 163 yards in the Week 9 win over Northwestern. The Hawkeyes have limited eight opponents to 200 yards or less since 2022.
- The Hawkeyes have the 12th-best scoring defense (17.7) and the 17th-best total defense (311.7) in the nation.
 - Iowa's defense limited Minnesota to 66 yards and just five first downs in the second half.
 - The Hawkeyes held Maryland to 129 passing yards in Week 13, snapping the Terps streak of 17 straight games with 200+ yards through the air. The Terps' 229 total yards were also a season low.
 - Iowa has held six opponents to fewer than 100 yards rushing (Illinois State, 56; Iowa State, 89; Troy, 24; Minnesota, 79; Northwestern, 43; Maryland, 96). The 24 yards are the fewest for the unit since 2022.
 - The Hawkeyes allow 115.1 rushing yards per game in 2024, which is ninth in the Big Ten and 32nd nationally. Iowa's opponents have two rushing touchdowns -- the fewest allowed in the nation.
 - The unit has four shutouts since the start of the 2022 season and the Hawkeyes have eight shutouts since 2018, second-most in FBS during that span.

GRAAAAAVES & HURK

- Junior Aaron Graves had his second career game with two or more sacks, finishing with two sacks and two forced fumbles in the Week 7 victory over Washington. He had a career-high three sacks in his first career start against Illinois State.
- Senior Ethan Hurkett had a career-high three TFL, including two sacks, in the Week 13 road win at Maryland. Iowa had seven TFL in the game.
 - Iowa's defense has 23 sacks and 50 TFL in 11 games. Hurkett (8.5 TFL/4.5 sacks), Max Llewellyn (7 TFL, 4.5 sacks) and Graves (6 TFL/5 sacks) are leading the team in the three categories.

TURNOVER KINGS

- For a unit that had just 15 turnovers in 14 games in 2023, the Hawkeyes emphasis on forcing turnovers has paid dividends in 2024. The unit has forced at least one turnover in every game this season, forcing 22 in 11 games.
- The team has 16 interceptions -- the most since 2021 and the sixth-most in the nation. The Ballhawks have two interceptions in each of the last four games.
 - Iowa has forced three turnovers in three games (Illinois State, Northwestern, at UCLA) and it has two or more turnovers in eight contests.
 - Iowa's 22 takeaways are leading the Big Ten and are eighth nationally and the turnover margin is eighth (1.00).

DREW THE KICKER

- Two-time Lou Groza Award semifinalist Drew Stevens is in his third season as Iowa's placekicker. He is 17-for-20 in field goal attempts this season, including tying a career-long 54-yarder in Week 13 at Maryland. Stevens is 5-for-5 from 40-49 yards and he has three makes from 50+. His only misses have come from 51, 56 and 58 yards.
- He is fifth in the Big Ten in field goal percentage (.850) and fourth in field goals per game (1.55).
 - Stevens tied Kyle Schlicher's program record that was set in 2004, making five field goals in the road win at Maryland on Nov. 23. The five makes also tied the SEC Stadium, which led to him being named the Big Ten Special Teams Player of the Week.
 - Two of Stevens' makes came from 54 and 50 yards, making him the first Hawkeye since Tim Douglas (at Illinois, 1998) to make multiple 50+ yard field goals in the same game. They were his sixth and seventh career 50+ yarders, which are a school record.
 - Stevens tied a career high with four field goals against Washington with makes from 37, 46, 25 and 51 yards, which earned him a spot on the Lou Groza Award Stars of the Week. It was his third career game with four makes and the 51-yarder was his fifth career FG from 50+.
 - He has four career games where he has made at least four field goals.
 - As a sophomore, Stevens made 18-of-26 field goals with the 18 makes being the third-most in the Big Ten and tied for the 27th-most nationally.
 - Stevens has two career game-winning field goals. He made a 21-yarder with 28 seconds left in a road win at Minnesota in 2022 and a 53-yarder in a road win over Northwestern at Wrigley Field in 2023.
 - For his career, Stevens has made 51-of-64 field goal attempts (79.7 percent) and is 79-of-80 on PATs. He is 7-of-11 from 50-59 yards in his Hawkeye career.
 - His 51 field goals are tied for the fifth-most all-time in program history with Kyle Schlicher, trailing Nate Kaeding (67), Mike Meyer (61), Rob Houghtlin (54) and Keith Duncan (52).
 - During his rookie season in Iowa City, Stevens earned freshman All-America honors after making 16-of-18 field goal attempts -- the most by a Hawkeye freshman all-time.

RHYS GROWS

- Freshman Rhys Dakin is averaging 44.9 yards on 51 punts in 2024, which ranks fifth in the Big Ten and 17th nationally. Twenty-four of his 51 punts have been fair caught, 24 have been downed inside the 20 and 15 have traveled 50+ yards.
- Dakin was named the Ray Guy Award Punter of the Week on Sept. 24 following his Week 4 performance at Minnesota. He averaged 49.6 yards on five punts, including a career-long 55-yarder. Three of his punts were downed inside the 20 and three traveled 50+ yards.
 - He had two 50+ yard punts in the Week 7 win over Washington, including a career-best 61 yarder. Against Northwestern, Dakin had four consecutive punts either downed or fair caught inside the 6 in the second quarter. One of the punts ended up resulting in an Iowa safety.
 - Dakin hails from Melbourne, Australia -- the same hometown as one of the most decorated punters in college football history in 2023 Ray Guy Award winner Tory Taylor.

FRESHMAN WATCH

- Three Hawkeye freshmen -- Rhys Dakin (11 games), Reece Vander Zee (8) and Jaylen Watson (8) -- have seen action during the 2024 season.

HAWKEYES IN TOP 20 OF NCAA RANKINGS

Kaden Wetjen – 1st – Combined Kick Return Yards (807)
 Kaden Wetjen – 2nd – Punt Return TD (1)
 Kaleb Johnson – 2nd – Rushing Yards (1,492)
 Kaleb Johnson – 2nd – Rushing Yards Per Game (135.6)
 Kaleb Johnson – 4th – Rushing TDs (21)
 Kaleb Johnson – 4th – Scoring (12.0)
 Kaleb Johnson – 4th – Total Points Scored (132)
 Kaleb Johnson – 4th – Total Touchdowns (22)
 Kaleb Johnson – 7th – All-Purpose Yards (146.09)
 Kaleb Johnson – 9th – Rush Yards Per Carry (6.69)
 Jay Higgins – 12th – Total Tackles (9.6)
 Kaden Wetjen – 12th – Punt Returns (12.0)
 Jay Higgins – 12th – Total Interceptions (4)
 Kaden Wetjen – 14th – Kickoff Return (24.8)
 Rhys Dakin – 17th – Punting (44.9)
 Drew Stevens – 17th – Field Goals Per Game (1.55)
 Jay Higgins – 17th – Interceptions Per Game (0.4)

COUNTING DOWN TO THE RECORD

Sixth-year linebacker Nick Jackson currently had 544 career tackles, which are the most among active players and second-most in FBS history. With 34 more tackles, the Atlanta native would pass Troy's Carlton Martial as the all-time FBS leader in career tackles. Jackson's single-season career high in tackles is 117 during the 2021 season at Virginia.

1. Carlton Martial (Troy) 577
3. **Nick Jackson (Iowa) 544**

EXPERIENCE GALORE

Seventeen key contributors on the Iowa football team are in their final year of eligibility. Seven are sixth-year seniors -- DB Jermari Harris, QB Cade McNamara, LB Nick Jackson, DB Sebastian Castro, S Quinn Schulte, LB Kyler Fisher and OL Nick DeJong, while eight are fifth-year seniors -- LB Jay Higgins, DE Deontae Craig, DE Ethan Hurkett, OL Tyler Elsbury, OL Mason Richman, OL Logan Jones, TE Luke Lachey and DL Yahya Black. One fourth-year starter -- OL Connor Colby -- will also exhaust his eligibility in 2024.

BACK UP FRONT

Eleven returning players Iowa's offensive line have combined to play in 352 games, including 220 starts. Among the team's starting five, the Hawkeyes' returnees have played in 202 career games, including 178 starts.

• Iowa had the sixth-most returning games played in the nation -- Florida State (345), Oklahoma State (331), Tennessee (284), Duke (263), Oregon (257), Iowa (251) -- entering the 2024 season. The team's 65 starts were the fourth-most nationally behind Oklahoma State (215), Florida State (210) and Duke (168).

A PAIR OF 4-YEAR STARTERS

Fifth-year senior Mason Richman is Iowa's first four-year starter at offensive tackle since Alaric Jackson (2017-20). Richman has 50 career starts -- the most among offensive linemen in the Kirk Ferentz era.

• Senior Connor Colby is in his fourth season as a starter, primarily as an offensive guard. Colby has made 47 career starts.

1. Mason Richman (2021-pres.) 50
2. Austin Blythe (2012-15) 49
3. Sean Welsh (2014-17) 48
4. Bruce Nelson (1999-02) 47
- Connor Colby (2021-pres.) 47**

BALL HAWKS

- Graduate DB Jermari Harris had a 28-yard interception return for a touchdown in Week 3 to extend the Hawkeyes' pick-six streak to 17 consecutive years.
- Iowa has had at least one interception return for a touchdown in each of the last 17 seasons and 22 of the last 23. It is the second longest active streak in the nation.
- The program's current streak began with an Amari Spivey pick 6 in 2008.
- There have been 55 pick 6s in program history with 41 coming under Kirk Ferentz and only three came prior to Hayden Fry. Thirty-eight have come inside Kinnick Stadium and four in bowl games.

FBS Active Streaks – Consecutive Seasons With a Pick 6

| Team | Seasons | Year Started |
|----------------|---------|--------------|
| *Utah | 21 | 2004 |
| *Iowa | 17 | 2008 |
| *Ohio State | 13 | 2012 |
| Louisiana Tech | 13 | 2011 |

*Denotes streak includes a pick 6 in 2024

2024 PLAYER COUNCIL

Sixteen players -- seven sixth-year players, seven fifth-year seniors, one senior and one junior -- are on the 2024 Player Council. The purpose of the group is to assist in formulating policies and being involved in team decision-making throughout the year. Players were selected following coaching staff and player input. The group consists of sixth-year student-athletes Sebastian Castro, Nick DeJong, Kyler Fisher, Jermari Harris, Nick Jackson, Cade McNamara and Quinn Schulte, fifth-year seniors Yahya Black, Deontae Craig, Jay Higgins, Ethan Hurkett, Luke Lachey and Mason Richman and seniors Luke Elkin and junior Addison Ostrenga.

HAWKEYE GRADUATES

Iowa has 19 players on the 2024 roster that have already earned their undergraduate degrees. The list includes Sebastian Castro, Jeremy Chaplin, Deontae Craig, Nick DeJong, Tyler Elsbury, Kyler Fisher, Jacob Gill, Aaron Graves, Jermari Harris, Jamison Heinz, Nick Jackson, Logan Jones, Luke Lachey, Cade McNamara, Mason Richman, Quinn Schulte, Brendan Sullivan, Zach Twedt and Kaden Wetjen.

HAWKEYE LEGACIES

- Iowa has three players on its 2024 roster whose father played for the Hawkeyes: DB Amare Bickham (Lloyd, 1993-95), LB Eric Epenesa (Epenesa, 1997) and LB Jayden Montgomery (Jerry, 1998-01).
- Epenesa's brother, A.J., played at Iowa from 2017-19. DE Drew Campbell is the younger brother of Hawkeye All-America LB Jack Campbell, LB Devan Van Ness is the younger brother of former Iowa DE Lukas Van Ness and Cody Fox is the younger brother of former Iowa OL Taylor Fox.
- RB Max White is the great, great grandson of Max Hawkins, a member of Iowa's famed "Ironmen" team in 1939 that included Iowa Heisman Trophy winner Nile Kinnick. White is Hawkins' namesake - Max Hawkins White - and his family lives in Hawkins' former house in Cedar Rapids.
- WR Alex Eichmann's grandfather, Richard "Dick" Gibbs, played at Iowa from 1965-66.
- Three Hawkeyes had relatives that played for the Hawkeyes -- DL Andrew Kraus' father, Matt, played baseball, DL Max Llewellyn's brother, Luke, played baseball at Iowa, and DB Jaylen Watson's uncle is former Hawkeye RB Fred Russell.

HAWKEYE HISTORY

Iowa has played 1,318 games since beginning football in 1889. Iowa's overall record is 701-579-39 (.546). That includes a 435-229-16 (.650) record in home games, a 266-350-23 (.435) record in games away from Iowa City, a 365-394-25 (.480) mark in Big Ten games and a 319-194-15 (.616) record in Kinnick Stadium.

TROPHY COLLECTION

- Iowa is 2-1 in trophy games in 2024, falling 20-19 to Iowa State in an Iowa Corn Cy-Hawk Series matchup inside Kinnick Stadium, winning 31-14 at Minnesota to reclaim the Floyd of Rosedale and thumping Wisconsin, 42-10, to win the Heartland Trophy for a third straight season.
- The Hawkeyes went 3-3 in trophy games in 2023.
- Iowa is 32-13 in its last 45 trophy games (includes bowl games and conference championships). The Hawkeyes are 28-10 in their last 38 rivalry trophy games (Iowa State, Minnesota, Nebraska, Wisconsin).

| Trophy | Opponent | Date | Result | Streak |
|-------------------|--------------|----------|----------|--------|
| Cy-Hawk | Iowa State | 9/7/24 | L, 19-20 | ISU-1 |
| Heartland | Wisconsin | 11/2/24 | W, 42-10 | Iowa-3 |
| Floyd of Rosedale | Minnesota | 9/21/24 | W, 31-14 | Iowa-1 |
| Heroes | vs. Nebraska | 11/24/23 | W, 13-10 | Iowa-1 |

BIG TEN BOWL GAMES SINCE 2001

- The Hawkeyes have been bowl eligible 23 times in the last 24 seasons, including 2024. Iowa accepted an invitation to the 2020 Music City Bowl, but the game was canceled due to the COVID-19 pandemic.
- Iowa head coach Kirk Ferentz won the 10th bowl game of his career in the Hawkeyes' 21-0 win over Kentucky in the 2022 TransPerfect Music City Bowl, tying Joe Paterno (10) for most bowl wins as a member of the Big Ten Conference. Ferentz has a 10-10 bowl record.
- Eighteen coaches have won 10 or more bowl games in their career. Among active coaches, only Mack Brown (14), Mike Gundy (12), Dabo Swinney (12) and Kyle Whittingham (11) have more bowl wins than Ferentz.
- Since the 2001 season, only Ohio State (12), Wisconsin (12), Oregon (11) and USC (11) have more bowl wins (including FCS Playoffs and the BCS championship game), than Iowa. Iowa is 18-17-1 all-time in bowl games. The following are the records for Big Ten teams in bowl games since 2001:

| Team | Record | Pct. | Team | Record | Pct. |
|--------------|--------------|-------------|------------|--------|------|
| Rutgers | 7-4 | .636 | Penn State | 9-10 | .474 |
| Maryland | 8-5 | .615 | N'western | 6-7 | .462 |
| USC | 11-7 | .611 | Nebraska | 6-8 | .429 |
| Wisconsin | 12-10 | .545 | Purdue | 5-7 | .417 |
| Ohio State | 12-11 | .522 | UCLA | 6-9 | .400 |
| Michigan St. | 8-7 | .533 | Washington | 6-9 | .400 |
| Minnesota | 10-7 | .588 | Michigan | 6-14 | .300 |
| Oregon | 11-11 | .500 | Illinois | 2-5 | .286 |
| IOWA | 10-10 | .500 | Indiana | 0-4 | .000 |

BIG TEN PERFECTION

University of Iowa head coach Kirk Ferentz has twice navigated the Big Ten regular season schedule with an undefeated record. The Hawkeyes were 8-0 in 2002 and shared the Big Ten championship with Ohio State. The Hawkeyes were 8-0 in 2015, winning the Big Ten West Division title.

- Since 1954, when the conference schedule expanded to seven games, only seven Big Ten coaches, including Ferentz, have multiple undefeated Big Ten seasons. They include: Duffy Daugherty (Michigan State; 1965, 1966), Ferentz (Iowa; 2002, 2015), Jim Harbaugh (Michigan; 2022, 2023), Woody Hayes (Ohio State; 1954, 1957, 1968, 1970, 1975); Urban Meyer (Ohio State; 2012, 2013); Bo Schembechler (Michigan; 1971, 1980, 1989); Jim Tressel (Ohio State; 2002, 2006).

HAWK TALK WITH KIRK FERENTZ

Head coach Kirk Ferentz is featured on "Hawk Talk with Kirk Ferentz" each week during the regular season. The radio call-in show is hosted by Gary Dolphin, the play-by-play voice of the Iowa Hawkeyes. The show airs live each Wednesday from 6:30-8 p.m. (CT) from VUE Rooftop at the Hilton Garden Inn in Iowa City. Fans can attend shows in person, listen live on the Hawkeye Radio Network or watch on Iowa's official YouTube account or KCRG 9.2.



HEAD COACH KIRK FERENTZ

Kirk Ferentz (pronounced FAIR-rintz, rhymes with parents) is in his 26th season as Moon Family Head Football Coach at Iowa. He is the dean of NCAA Division I football coaches and is Iowa's all-time winningest coach, surpassing Hayden Fry in 2019. His contract runs through the 2029 season.

- Named Big Ten Coach of the Year four times in his career (2002, 2004, 2009, 2015). Only Michigan's Bo Schembechler (6) has more conference coach of the year awards.
- Guided Iowa to Big Ten titles in 2002 and 2004, and Big Ten West Division titles in 2015, 2021 and 2023.
- Named Woody Hayes, Eddie Robinson, and Bobby Dodd Coach of the Year in 2015
- Was a finalist for the Maxwell Football Club, Paul "Bear" Bryant Coach of the Year award.

- Ferentz is second all-time with 203 overall wins as a member of the Big Ten Conference, trailing only Woody Hayes (205). He has 127 Big Ten wins, which are the third-most all-time, trailing only Woody Hayes (153) and Bo Schembechler (143).
- Named the 2002 Associated Press and Walter Camp National Coach of the Year and AFCA Regional Coach of the Year.
- Iowa has made two BCS bowl appearances, including a 24-14 win in the 2010 FedEx Orange Bowl, and one CFP Bowl (2016).
- Iowa has played in 12 January bowl games with five January bowl victories (2004 Outback Bowl, 2005 Capital One Bowl, 2009 Outback Bowl, 2010 FedEx Orange Bowl, 2019 Outback Bowl).
- Twelve different players have won 14 national awards during Ferentz's tenure.
- Iowa has posted an 194-100 (.659) overall mark and a 124-74 (.624) Big Ten record since 2001. Ferentz has placed in the top half of the conference 17 times, including Big Ten titles in 2002 and 2004, a second-place finish in 2009, and West Division titles in 2015, 2021 and 2023.
- At Iowa, Ferentz holds an overall record of 203-123 (.622) and a 127-88 (.589) mark in Big Ten games. He is Iowa's all-time winningest football coach with 203 wins. In 26 seasons as a college head coach, he holds a career mark of 215-144 (.598), giving him the fourth most wins among active head coaches.
- The only Division I head coach to coach three sons at the same college. Brian was a Hawkeye letterman from 2003-05, James was a three-year starter on the Hawkeye offensive line before graduating in May, 2013 and Steve was a senior offensive lineman in 2016.
- James Ferentz, retired following an eight-year NFL career in 2024. He is currently an assistant offensive line coach for the New York Giants. Steve Ferentz is in his second season on the coaching staff at the University of South Dakota (outside linebackers coach), while Brian Ferentz is in his first season as an offensive analyst at Maryland.

FERENTZ RECORD AT IOWA (26TH SEASON)

| YEAR | OVERALL | (PCT) | BIG TEN | (PCT) | BOWL |
|----------------|----------------|-------------|---------------|-------------|------------|
| 2024 | 7-4 | .636 | 5-3 | .625 | -- |
| 2023 | 10-3 | .769 | 7-2 | .778 | Citrus |
| 2022 | 8-5 | .583 | 5-4 | .616 | Music City |
| 2021 | 10-4 | .714 | 7-2 | .778 | Citrus |
| 2020 | 6-2 | .750 | 6-2 | .750 | Music City |
| 2019 | 10-3 | .769 | 6-3 | .667 | Holiday |
| 2018 | 9-4 | .692 | 5-4 | .556 | Outback |
| 2017 | 8-5 | .615 | 4-5 | .444 | Pinstripe |
| 2016 | 8-5 | .615 | 6-3 | .667 | Outback |
| 2015 | 12-2 | .857 | 8-0 | 1.000 | Rose |
| 2014 | 7-6 | .538 | 4-4 | .500 | TaxSlayer |
| 2013 | 8-5 | .615 | 5-3 | .625 | Outback |
| 2012 | 4-8 | .333 | 2-6 | .250 | -- |
| 2011 | 7-6 | .538 | 4-4 | .500 | Insight |
| 2010 | 8-5 | .615 | 4-4 | .500 | Insight |
| 2009 | 11-2 | .846 | 6-2 | .750 | Orange |
| 2008 | 9-4 | .692 | 5-3 | .625 | Outback |
| 2007 | 6-6 | .500 | 4-4 | .500 | -- |
| 2006 | 6-7 | .462 | 2-6 | .250 | Alamo |
| 2005 | 7-5 | .583 | 5-3 | .625 | Outback |
| 2004 | 10-2 | .833 | 7-1 | .875 | Citrus |
| 2003 | 10-3 | .769 | 5-3 | .625 | Outback |
| 2002 | 11-2 | .846 | 8-0 | 1.000 | Orange |
| 2001 | 7-5 | .583 | 4-4 | .500 | Alamo |
| 2000 | 3-9 | .250 | 3-5 | .375 | -- |
| 1999 | 1-10 | .091 | 0-8 | .000 | -- |
| Overall | 204-123 | .623 | 128-88 | .592 | |

OVERALL WINS (all games played as member of B1G)

| Coch, Team | Wins | Seasons | Years |
|------------------------------|------------|-----------|-----------------|
| 1. Woody Hayes, OSU | 205 | 28 | 1951-78 |
| 2. Kirk Ferentz, IOWA | 203 | 25 | 1999-pr. |
| 3. Amos Alonzo Stagg, CHI | 199 | 37 | 1896-32 |
| 4. Bo Schembechler, MICH | 194 | 21 | 1969-89 |
| 5. Joe Paterno, PSU | 162 | 19 | 1993-11 |
| 6. Hayden Fry, IOWA | 143 | 20 | 1979-98 |
| 7. Henry Williams, MINN | 136 | 22 | 1900-21 |
| 8. Robert Zupke, ILL | 131 | 29 | 1913-41 |
| 9. Lloyd Carr, MICH | 122 | 13 | 1995-07 |
| 10. Barry Alvarez, WIS | 119 | 18 | 1990-05 |

BIG TEN CONFERENCE WINS

| Coch, Team | Wins | Seasons | Years |
|------------------------------|------------|-----------|-----------------|
| 1. Woody Hayes, OSU | 153 | 28 | 1951-78 |
| 2. Bo Schembechler, MICH | 143 | 21 | 1969-89 |
| 3. Kirk Ferentz, IOWA | 127 | 25 | 1999-pr. |
| 4. Amos Alonzo Stagg, CHI | 115 | 37 | 1896-32 |
| 5. Hayden Fry, IOWA | 96 | 20 | 1979-98 |
| 6. Joe Paterno, PSU | 95 | 19 | 1993-11 |
| 7. Lloyd Carr, MICH | 81 | 13 | 1995-07 |
| 8. Robert Zupke, ILL | 76 | 29 | 1913-41 |
| 9. Duffy Daugherty, MSU | 72 | 19 | 1954-72 |
| 10. John Cooper | 70 | 13 | 1988-00 |

HAWKEYES UNDER FERENTZ

| | |
|---|---------|
| Overall..... | 204-123 |
| vs. ranked teams..... | 33-53 |
| vs. unranked teams..... | 168-68 |
| vs. Big Ten teams..... | 128-90 |
| vs. Big Ten teams (home)..... | 70-33 |
| vs. Big Ten teams (away)..... | 58-54 |
| vs. Big Ten teams (neutral)..... | 0-3 |
| When rushing for 150 yards or more..... | 126-20 |
| When rushing for 200 yards or more..... | 80-7 |
| When passing for 250 yards or more..... | 49-26 |
| When passing for 300 yards or more..... | 16-8 |
| When Iowa player rushes for 100 yards..... | 113-26 |
| When opponent has 100-yard rusher..... | 26-54 |
| When opponent has 300-yard passer..... | 18-14 |
| When scoring 30 points or more..... | 105-9 |
| When scoring 20 points or more..... | 157-45 |
| When opponent scores 25 points or more..... | 19-70 |
| When holding opponent to 10 pts or less..... | 83-4 |
| When Iowa scores first..... | 157-40 |
| When Iowa leads at halftime..... | 163-31 |
| When Iowa trails at halftime..... | 31-87 |
| When game is tied at halftime..... | 11-6 |
| When Iowa leads after 3 quarters..... | 172-22 |
| When Iowa trails after 3 quarters..... | 21-91 |
| When game is tied after 3 quarters..... | 11-7 |
| Games decided by 10 points or less..... | 69-62 |
| Games decided by 7 points or less..... | 55-60 |
| Games decided by 3 points or less..... | 26-40 |
| When Iowa has a positive turnover margin..... | 132-25 |
| When opponent has a positive turnover margin..... | 27-64 |
| When the turnover margin is equal..... | 43-29 |
| When returning a punt/kickoff for a score..... | 16-6 |
| Overtime games..... | 7-5 |
| When temperature is 50 degrees or above..... | 137-89 |
| When temperature is below 50 degrees..... | 60-27 |
| When temperature is over 90 degrees..... | 5-4 |
| When raining:..... | 17-11 |

PHIL PARKER'S IOWA DEFENSE

• Phil Parker was named the recipient of the Frank Broyles Award and the AFCA Assistant Coach of the Year in 2023. He was also named PFF's top defensive coordinator in college football in April, 2023.

• Since Parker took over as Iowa's defensive coordinator, Iowa is second in the Big Ten and fifth nationally in points (19.01), first in the Big Ten and fourth nationally in total offense (322.09), first in the Big Ten and third nationally in yards per play (4.77) and the unit is first in the nation in interceptions (194) and third in interceptions returned for touchdowns (28).

• Iowa's defense allowed 400 yards or less in 36 of the last 39 games.

• The Hawkeyes have led the nation in fewest yards per play allowed on defense in consecutive seasons -- 3.99 in 2022 and 4.08 in 2023.

• Iowa's defense has allowed fewer than 20 points per game in eight consecutive seasons -- the longest active streak in the nation.

• Iowa is 18-4 under Parker all-time when returning an interception for a touchdown.

• The Hawkeyes have top-six scoring defenses nationally in three of the past four years. The scoring defense has ranked in the top 20 in the nation in each of the last eight years.

• Iowa's 3.986 yards per play during the 2022 season were the lowest by any team at the FBS level since Florida State's 3.853 in 2012.

• In 2022, the Hawkeyes led FBS in points per drive (1.09), yards per pass attempt (5.3), yards per rush (2.8) and ranked second in FBS in points per game (13.3) and yards per game (270.8).

• Iowa's 270.8 yards per game surrendered in 2022 was the fewest by an Iowa defense since 1981.

• Iowa has 244 interceptions since the start of the 2009 season -- tied for the most nationally in that span. The "BallHawks" had a school record 25 interceptions in 2021.

• A principle of Parker's defense is to limit explosive plays, forcing the offense to sustain a drive. Iowa surrendered just 15 explosive plays out of 883 defensive snaps over 13 games during the 2022 season.

• Iowa has had six players win the Big Ten Tatum-Woodson Defensive Back of the Year since 2012: Micah Hyde, 2012; Desmond King, 2015; Josh Jackson, 2017; Amani Hooker, 2018; Riley Moss, 2021, Cooper DeJean, 2023).

IOWA'S DEFENSE UNDER PHIL PARKER (AS DEF. COOR.)

| YEAR | SCORING DEFENSE | TOTAL DEFENSE | INTS. |
|------|-----------------|---------------|---------|
| 2024 | 17.7 (12) | 311.7 (17) | 16 (6) |
| 2023 | 13.2 (4) | 274.8 (5) | 10 (55) |
| 2022 | 13.3 (2) | 270.8 (2) | 15 (14) |
| 2021 | 19.2 (13) | 328.9 (17) | 25 (1) |
| 2020 | 16.0 (6) | 313.8 (8) | 11 (23) |
| 2019 | 14.0 (5) | 308.2 (12) | 7 (25) |
| 2018 | 17.8 (11) | 293.6 (7) | 20 (3) |
| 2017 | 19.9 (17) | 357.5 (36) | 21 (1) |
| 2016 | 18.8 (13) | 351.2 (23) | 9 (81) |
| 2015 | 20.4 (19) | 341.0 (22) | 19 (10) |
| 2014 | 25.6 (50) | 344.2 (22) | 13 (38) |
| 2013 | 18.9 (9) | 303.1 (6) | 13 (53) |
| 2012 | 22.9 (33) | 381.6 (49) | 10 (75) |

(NCAA RANK)

INTERCEPTIONS SINCE 2009

| Name | INT | Yds. |
|--------------------|------------|--------------|
| 1. Alabama | 244 | 3,831 |
| IOWA | 244 | 3,408 |
| 3. Clemson | 242 | 3,271 |
| 4. Oregon | 241 | 3,252 |
| 5. Ohio State | 227 | 3,347 |
| 6. Oklahoma State | 222 | 2,977 |
| 7. San Diego State | 220 | 2,647 |
| 8. Houston | 219 | 3,350 |
| 9. Boise State | 218 | 2,754 |
| 10. Oklahoma | 216 | 2,974 |

INTERCEPTIONS RETURNED FOR A TOUCHDOWN SINCE 2009

| Name | TDs |
|---------------------------------|-----------|
| 1. Alabama | 36 |
| Ohio State | 36 |
| Louisiana Tech | 36 |
| 4. IOWA | 35 |
| 5. Utah | 34 |
| 6. TCU | 31 |
| 7. Florida | 30 |
| Tennessee | 30 |
| 9. Clemson | 29 |
| Mississippi State/Southern Miss | 29 |

SCORING DEFENSE SINCE 2009

| Name | G | Pts. | PPG. |
|----------------|------------|--------------|--------------|
| 1. Alabama | 219 | 3,389 | 15.47 |
| 2. Wisconsin | 206 | 3,819 | 18.54 |
| 3. Georgia | 214 | 4,046 | 18.81 |
| 4. Ohio State | 206 | 3,897 | 18.92 |
| 5. IOWA | 202 | 3,829 | 18.96 |
| 6. Clemson | 217 | 4,196 | 19.34 |
| 7. Penn State | 202 | 3,992 | 19.76 |
| 8. Notre Dame | 203 | 4,175 | 20.57 |
| 9. LSU | 204 | 4,313 | 21.14 |

YARDS PER PLAY SINCE 2009

| Name | Plays | Yards | Y/Play |
|------------------|---------------|---------------|-------------|
| 1. Alabama | 14,034 | 63,369 | 4.52 |
| 2. IOWA | 13,758 | 65,661 | 4.77 |
| 3. Clemson | 14,493 | 69,286 | 4.78 |
| 4. Georgia | 13,803 | 66,906 | 4.85 |
| 5. Pittsburgh | 14,006 | 68,417 | 4.88 |
| 6. Marshall | 13,604 | 66,797 | 4.91 |
| 7. Oklahoma | 14,250 | 71,919 | 5.05 |
| 8. Florida State | 14,330 | 72,691 | 5.07 |
| 9. Wyoming | 13,054 | 66,659 | 5.11 |
| Florida | 13,222 | 67,599 | 5.11 |

ASSISTANT COACHES



SETH WALLACE (FIELD)

ASSISTANT HEAD COACH | ASSISTANT DEFENSIVE COORDINATOR/LINEBACKERS COACH

14th year at Iowa... first assistant HC under Ferentz... eighth year as assistant DC... coached LB Jay Higgins to school record in tackles and AA honors in 2023... coached Jack Campbell to consensus first-team All-America honors, Butkus Award, Campbell Trophy, Nagurski-Woodson Big Ten Player of the Year and Butkus-Fitzgerald Big Ten Linebacker of the Year in 2022.



KELVIN BELL (FIELD)

DEFENSIVE LINE COACH

12th year at Iowa... sixth as Iowa's defensive line coach... also serves as recruiting coordinator... Iowa had defensive lineman selected in top four rounds in three straight drafts (2019-21)... Lukas Van Ness was a first-round pick in 2023... Iowa alum.



TIM LESTER (BOOTH)

OFFENSIVE COORDINATOR

First year at Iowa... 22 years of coaching experience -- 12 as head coach, 12 as OC... was a senior analyst with Green Bay Packers in 2023... spent six years as head coach at Western Michigan, winning 37 games and playing in three bowl games... coached top 35 offenses nationally for four straight seasons.



JON BUDMAYR (BOOTH)

WIDE RECEIVERS COACH

Third year at Iowa... first season as wide receivers coach... previously served as senior special assistant to head coach and an offensive analyst... spent two years as OC at Colorado State and six years at Wisconsin.



PHIL PARKER (FIELD)

DEFENSIVE COORDINATOR/SECONDARY COACH

26th year at Iowa... member of Ferentz's original staff... 13th season as defensive coordinator... has coached six Tatum-Woodson Defensive Back of the Year honorees since 2012... Frank Broyles Award winner and AFCA Assistant Coach of the Year in 2023... Broyles semifinalist in 2022... 244 interceptions since 2009.



LADELL BETTS (FIELD)

RUNNING BACKS COACH

Fourth year at Iowa... Kaleb Johnson had a freshman record 779 rushing yards in 2022... coached 1,151 yard rusher Tyler Goodson in 2021... nine-year NFL veteran... Iowa alum, competing from 1998-2001... led team in rushing four straight seasons... second in school history with 3,686 rushing yards.



LEVAR WOODS (FIELD)

SPECIAL TEAMS COORDINATOR

17th year at Iowa... eighth year as special teams coordinator... coached three Big Ten Return Specialists of the Year and two Big Ten Punters of the Year... unit ranked in top three in Big Ten in punt and kickoff returns in 2022... seven-year NFL veteran... Iowa alum, lettering from 1998-2000... played under Hayden Fry and Kirk Ferentz.



ABDUL HODGE (FIELD)

TIGHT ENDS/FULLBACKS COACH

Third year at Iowa... coached Sam LaPorta, who was named the 2022 Kwalick-Clark Big Ten Tight End of the Year... All-America and three-time All-Big Ten linebacker at Iowa... won two Big Ten titles and played in four January bowl games... had four-year NFL career.



GEORGE BARNETT (FIELD)

OFFENSIVE LINE COACH

Fourth year at Iowa... 20+ seasons of offensive line coaching experience, including seven years at Miami (Ohio), where he was assistant head coach in 2016... coached Tyler Linderbaum to consensus All-America honors in 2021.



JAY NIEMANN (BOOTH)

ASST. DEFENSIVE LINE/ASST. DEF. RECRUITING COORD.

Sixth year at Iowa... served as defensive coordinator at Rutgers from 2016-18 and Northern Illinois from 2011-15... sons Ben and Nick Niemann, both Iowa alums, are in the NFL.

GRADUATE ASSISTANTS/ANALYSTS

Quincy Griffith, Graduate Assistant (Offensive Line)
Tanner Krueger, Graduate Assistant (Wide Receivers)
Josh Manchigiah, Graduate Assistant (Secondary)
Brian Smith, Graduate Assistant (Linebackers)
Austin Showalter, Director, Football Analytics
Keller Chryst, Football Analyst

Tyler Parker, Football Analyst
Brock Sherman, Football Analyst
Shane Viilo, Football Analyst
Bryce Wallace, Offensive Student Assistant
Lucas Mitchell, Defensive Student Assistant
Stetson McClavy, Special Teams Student Assistant

IOWA PROGRAM NOTES

- The Hawkeyes have earned bowl eligibility in 23 of the last 24 seasons. Iowa is 10-9 in bowl games since 2001. Only Ohio State (12) and Wisconsin (12) have more bowl wins among Big Ten teams since 2001. The Hawkeyes are 18-16-1 in 35 bowl games. Iowa has won five January bowl games under Ferentz.
- Iowa is the only school to have two head football coaches since 1979. Hayden Fry took over prior to the 1979 season and coached through the 1998 season, posting a record of 143-89-6. Current coach Kirk Ferentz (203-123) replaced Fry and has completed 25 seasons. Ferentz also served as Iowa's offensive line coach from 1981-89 under Fry.
- Iowa won the Big Ten West Division title in 2021 and 2023 to earn a spot in the Big Ten Championship Game. The Hawkeyes played in the Big Ten title game for the first time in program history on Dec. 5, 2015. Iowa earned Big Ten Conference championships in 2002 and 2004 and placed second in 2009. Iowa (8-0, 2002; 8-0, 2015) is one of three Big Ten teams to post a perfect mark in conference play since 1998 (BCS era), joining Michigan State (1) and Ohio State (5).
- Iowa has ranked in the top 10 in the final Associated Press and CNN/USA Today coaches polls five times since 2002, including a ranking of seventh in both polls at the conclusion of the 2009 season. Iowa ranked eighth in 2002, 2003 and 2004. The Hawkeyes finished 2015 ranked ninth in the AP Poll and 10th in the USA Today Coaches Poll. In the Big Ten, only Ohio State has more top 10 finishes since 2002.
- Since 1936 when the first AP Poll was released, Iowa has appeared in the poll 354 times, the fifth highest total in the Big Ten (Ohio State, Michigan, Wisconsin, and MSU). Iowa has been the top-ranked team in the country 11 times.
- Iowa set a school record with 12 wins in 2015. The Hawkeyes won 11 games in 2002 (11-2), and 2009 (11-2). In 2009, Iowa started 9-0 and won 10 regular season games for just the fourth time in school history.
- Iowa won 10 or more games in three consecutive years (2002-04) for the first time in school history.
- Kirk Ferentz has been named Big Ten Coach of the Year four times (2002, 2004, 2009, 2015) and was named National Coach of the Year in 2002 and 2015. Only Michigan's Bo Schembechler (6) has more conference coach of the year honors. Iowa's Hayden Fry and Penn State's Joe Paterno both won the award three times.
- Iowa has had 14 individual national award winners under head coach Kirk Ferentz. They include Brad Banks (2002 Davey O'Brien, Top Quarterback; 2002 Associated Press National Player of the Year); Dallas Clark (2002 Mackey, Top Tight End); Nate Kaeding (2002 Groza, Top Kicker); Robert Gallery (2003 Outland, Top Lineman); Shonn Greene (2008 Doak Walker, Top Running Back); Brandon Scherff (2014 Outland, Top Lineman), Desmond King (2015 Jim Thorpe), Josey Jewell (2017 Lott IMPACT), T.J. Hockenson (2018, Mackey, Top Tight End), Tyler Linderbaum, (Rimington, Top Center), Jack Campbell (Campbell Trophy, Butkus Award) and Tory Taylor (Ray Guy).
- Iowa's offensive line earned the Joe Moore Award in 2016, an honor bestowed upon the top offensive line unit in the country.
- Iowa has eight unanimous consensus All-Americans since 2010.
- Iowa's football record in the 2000 decade was 80-45 (.640), a record that ranks as the best decade in Iowa football history, based on total wins. Iowa posted a record of 77-40-4 (.652) during the 1980's and the Hawkeyes were 62-53-2 (.538) in the 1990's. Iowa was 81-49 (.623) from 2010-19.
- Iowa had 47 wins from 2015-19, the most of any five-year period in school history.

IOWA FOOTBALL AND THE NFL

- The Hawkeyes have had 220 former players in the NFL since 1999, Kirk Ferentz's first year as head coach (89 draft picks/131 free agents).
- Seventeen former Hawkeyes participated in the 2023 NFL Playoffs, a number that ranked eighth nationally among programs and former players. Just one Big Ten program (Ohio State) had more former players participating in the playoffs.
- At least one Iowa Hawkeye has been selected in every NFL Draft since 1978 (46 consecutive years).
- Iowa has had 13 First Round NFL Draft picks under head coach Kirk Ferentz.
- Iowa had two first round picks in the 2023 NFL Draft -- LB Lukas Van Ness (Packers) and LB Jack Campbell (Lions). It is the fourth time in program history Iowa has had two players selected in the first round.
- Three former Hawkeyes -- George Kittle, Brandon Scherff and Tristian Wirfs -- are team captains for their respective NFL teams.
- C Tyler Linderbaum and TE Sam LaPorta were named to the 2023 Pro Bowl. LaPorta was also a second-team All-Pro selection. TE George Kittle was first-team All-Pro in 2023.

- OT Tristan Wirfs and TEs George Kittle and T.J. Hockenson were both selected to the Pro Bowl in 2022. Wirfs and Kittle were Second Team NFL All-Pro selections.
- Two former Hawkeyes -- Jake Gervase and Alaric Jackson -- were members of the Los Angeles Rams' 2022 Super Bowl champion team.
- OT Tristan Wirfs earned first-team All-Pro and was a Pro Bowl selection in 2021.
- TE T.J. Hockenson (eighth overall, Detroit) and TE Noah Fant (20th overall, Denver) became the first tight ends from the same school to be drafted in the first round of a single NFL Draft (2019).
- OL Brandon Scherff (Washington) was named first-team All-Pro in 2020. TE T.J. Hockenson (Detroit), TE George Kittle (San Francisco) and Scherff (Washington) were named to the 2020 Pro Bowl.
- TE George Kittle (San Francisco) was a first-team All-Pro in 2019. OL Marshal Yanda (Baltimore) was named second-team All-Pro that same season.
- DB Desmond King (Los Angeles Chargers), LS Casey Kreiter (Denver), TE George Kittle (San Francisco), and OL Marshal Yanda (Baltimore) were named All-Pro in 2018.
- Over the past 24 years, 209-of-252 (83 percent) of Iowa's senior starters have been drafted in the NFL or signed NFL free agent contracts.
- Over the past 16 years, Iowa has had 61 NFL Draft picks, the third most in the Big Ten -- Ohio State (93), Michigan (85).
- Iowa has had 10 first round picks in the last 14 NFL drafts -- OL Bryan Bulaga, 2010; DE Adrian Clayborn, 2011; OL Riley Reiff, 2012; OL Brandon Scherff, 2015, TE T.J. Hockenson, TE Noah Fant, 2019; OL Tristan Wirfs, 2020; OL Tyler Linderbaum, 2022; LB Lukas Van Ness, 2023, LB Jack Campbell, 2023.
- Iowa had six players drafted in the 2012 NFL Draft, which tied for the most in the Big Ten and tied for fourth in the country.
- Former Hawkeye Marshal Yanda (Baltimore OL) was an eight-time Pro-Bowler (2011-16, 2018, 2019) and was named NFL All-Pro in 2011, 2012, 2014, 2015, 2016, 2018, 2019. He retired following the 2019 season.
- In NFL 2011 regular season statistics, former Hawkeye linebackers Chad Greenway (Minnesota) and Pat Angerer (Indianapolis) finished third and fourth, respectively, in tackles. Greenway was named to the Pro Bowl in 2012 and 2013.
- Three former Hawkeyes were involved in the 2012 Super Bowl. DB Tyler Sash played for the Super Bowl champion New York Giants, while LB Jeff Tarpinian was on the injured reserve roster of the New England Patriots. Former Iowa center Brian Ferentz, now is his 11th year on staff and sixth as Iowa's offensive coordinator, was New England's tight ends coach.
- Former Iowa DB Sean Considine and OL Marshal Yanda won Super Bowl rings with the 2012 Baltimore Ravens in the 2013 Super Bowl.
- Former Iowa LB James Morris (injured reserve) earned a Super Bowl ring with the New England Patriots in 2015. Former TE Tony Moeaki played for the Seattle Seahawks in the same game.
- Former center James Ferentz was a member of the 2016 Super Bowl champion Denver Broncos.
- Former DT Jonathan Babineaux played for the Atlanta Falcons in Super Bowl LI. Former DE Adrian Clayborn and former DB Charles Godfrey were on the Atlanta injured reserve roster.
- Former OL Cole Croston was on the New England Patriots roster in Super Bowl LII. Former C James Ferentz and WR Riley McCarron were on the Patriots practice squad.
- Former DL Adrian Clayborn (active), OL James Ferentz, WR Riley McCarron (injured reserve), and OL Cole Croston (practice squad) earned Super Bowl rings as members of the New England Patriots in Super Bowl LIII.
- Former LB Anthony Hitchens and LB Ben Niemann played for the Super Bowl champion Kansas City Chiefs in 2020. Former QB C.J. Beathard, TE George Kittle, and OL Ross Reynolds were on the NFC Champion San Francisco 49ers.
- Former OL Tristan Wirfs was the starting right tackle as a rookie for the 2021 Super Bowl champion Tampa Bay Buccaneers. Former DL Anthony Nelson was a reserve defensive end for the Bucs. Former LB Ben Niemann and LB Anthony Hitchens were on the AFC Champion Kansas City Chiefs.
- Entering the 2024 season, every Iowa senior starting tight end (18) under Kirk Ferentz has been drafted in the NFL or signed by an NFL team. The NFL has employed 21 Iowa tight ends since 1999 (13 drafted/8 free agents).
- All 11 members of Iowa's starting defensive unit in 2008 were either drafted or signed to NFL free agent contracts following the draft.

2024 IOWA FOOTBALL / OVERALL TEAM STATISTICS

| | IOWA | OPP |
|----------------------------------|----------------|----------------|
| Scoring | 323 | 195 |
| Points per game | 29.4 | 17.7 |
| Points Off Turnovers | 57 | 31 |
| First Downs | 194 | 187 |
| Rushing | 107 | 76 |
| Passing | 72 | 100 |
| Penalty | 15 | 11 |
| Rushing Yardage | 2349 | 1266 |
| Yards gained rushing | 2528 | 1483 |
| Yards lost rushing | 179 | 217 |
| Rushing attempts | 437 | 330 |
| Average per rush | 5.4 | 3.8 |
| Average per game | 213.5 | 115.1 |
| TDs Rushing | 29 | 2 |
| Passing Yardage | 1465 | 2163 |
| Comp-Att-Int | 141-227-7 | 220-354-16 |
| Average per pass | 6.5 | 6.1 |
| Average per catch | 10.4 | 9.8 |
| Average per game | 133.2 | 196.6 |
| TDs Passing | 8 | 18 |
| Total offense | 3814 | 3429 |
| Total plays | 664 | 684 |
| Average per play | 5.7 | 5.0 |
| Average per game | 346.7 | 311.7 |
| Kick returns: #-Yards | 23-566 | 19-360 |
| Punt returns: #-Yards | 25-286 | 7-152 |
| Int returns: #-Yards | 16-140 | 7-169 |
| Kick return average | 24.6 | 18.9 |
| Punt return average | 11.4 | 21.7 |
| Int return average | 8.8 | 24.1 |
| Fumbles-Lost | 10-4 | 12-6 |
| Penalties-Yards | 35-327 | 64-501 |
| Average per game | 29.7 | 45.5 |
| Punts-Yards | 51-2290 | 57-2422 |
| Average per punt | 44.9 | 42.5 |
| Net punt average | 40.0 | 36.8 |
| Kickoffs-Yards | 66-4209 | 47-2943 |
| Average per kick | 63.8 | 62.6 |
| Net kick average | 40.6 | 38.2 |
| Time of possession / game | 30:08 | 29:54 |
| 3rd-down conversion | 63/144 | 50/144 |
| 3rd-down pct | 44% | 35% |
| 4rd-down conversion | 3/7 | 7/13 |

2024 IOWA FOOTBALL / OVERALL TEAM STATISTICS

| | IOWA | OPP |
|------------------------------------|---------------------|---------------------|
| 4rd-down pct | 43% | 54% |
| Sacks by-Yards | 23-141 | 14-91 |
| Misc Yards | 0 | 0 |
| Touchdowns scored | 39 | 23 |
| Field goals - attempts | 17-20 | 12-17 |
| On-Side kicks | 0-0 | 0-0 |
| Red-zone scores | (33-37) 89% | (21-26) 81% |
| Red-zone touchdowns | (24-37) 65% | (16-26) 62% |
| PAT-attempts | (36-36) 100% | (21-21) 100% |
| 2-point conversion-attempts | (0-3) 0% | (0-2) 0% |
| Attendance | 415500 | 310546 |
| Games / Avg per game | 6/69250 | 5/62109 |
| Neutral site games | - | 0/0 |

Score by Periods

| Team | 1st | 2nd | 3rd | 4th | OT | TOT |
|-----------|-----|-----|-----|-----|----|-----|
| Iowa | 40 | 65 | 115 | 103 | 0 | 323 |
| Opponents | 16 | 68 | 55 | 56 | 0 | 195 |

2024 IOWA FOOTBALL / ALL-PURPOSE YARDS

| Player | g | rush | rcv | pr | kr | ir | total | avg/g |
|------------------------|-----------|-------------|-------------|------------|------------|------------|-------------|--------------|
| Kaleb Johnson | 11 | 1492 | 115 | 0 | 0 | 0 | 1607 | 146.1 |
| Kaden Wetjen | 11 | 33 | 33 | 287 | 520 | 0 | 873 | 79.4 |
| Kamari Moulton | 10 | 381 | 12 | 0 | 0 | 0 | 393 | 39.3 |
| Jacob Gill | 11 | 12 | 365 | 0 | 0 | 0 | 377 | 34.3 |
| Jaziun Patterson | 8 | 235 | 3 | 0 | 0 | 0 | 238 | 29.8 |
| Luke Lachey | 10 | 0 | 218 | 0 | 0 | 0 | 218 | 21.8 |
| Reece Vander Zee | 8 | 0 | 176 | 0 | 0 | 0 | 176 | 22.0 |
| Brendan Sullivan | 9 | 144 | 0 | 0 | 0 | 0 | 144 | 16.0 |
| Zach Ortwerth | 11 | 0 | 125 | 0 | 0 | 0 | 125 | 11.4 |
| Seth Anderson | 6 | -1 | 106 | 0 | 0 | 0 | 105 | 17.5 |
| Max White | 11 | 35 | 0 | 0 | 46 | 0 | 81 | 7.4 |
| Addison Ostrenga | 6 | -3 | 77 | 0 | 0 | 0 | 74 | 12.3 |
| Jarriett Buie | 11 | 0 | 64 | 0 | 0 | 0 | 64 | 5.8 |
| Dayton Howard | 10 | 0 | 62 | 0 | 0 | 0 | 62 | 6.2 |
| Jermari Harris | 10 | 0 | 0 | 0 | 0 | 60 | 60 | 6.0 |
| Leshon Williams | 3 | 21 | 26 | 0 | 0 | 0 | 47 | 15.7 |
| Johnny Pascuzzi | 10 | 0 | 40 | 0 | 0 | 0 | 40 | 4.0 |
| Terrell Washington Jr. | 10 | 31 | 7 | 0 | 0 | 0 | 38 | 3.8 |
| Nick Jackson | 11 | 0 | 0 | 0 | 0 | 28 | 28 | 2.5 |
| Quinn Schulte | 11 | 0 | 0 | 0 | 0 | 23 | 23 | 2.1 |
| Hayden Large | 10 | 2 | 18 | 0 | 0 | 0 | 20 | 2.0 |
| Kaleb Brown | 3 | 0 | 18 | 0 | 0 | 0 | 18 | 6.0 |
| Jay Higgins | 11 | 0 | 0 | 0 | 0 | 15 | 15 | 1.4 |
| Deshaun Lee | 10 | 0 | 0 | 0 | 0 | 14 | 14 | 1.4 |
| Jackson Stratton | 2 | 6 | 0 | 0 | 0 | 0 | 6 | 3.0 |
| Zach Lutmer | 11 | 0 | 0 | -1 | 0 | 0 | -1 | -0.1 |
| Cade McNamara | 8 | -31 | 0 | 0 | 0 | 0 | -31 | -3.9 |
| Team | 11 | -8 | 0 | 0 | 0 | 0 | -8 | -0.7 |
| Total | 11 | 2349 | 1465 | 286 | 566 | 140 | 4806 | 436.9 |
| Opponents | 11 | 1266 | 2163 | 152 | 360 | 169 | 4110 | 373.6 |

SMART • TOUGH • PHYSICAL • TOGETHER

2024 IOWA FOOTBALL / INDIVIDUAL STATISTICS

Rushing

| Player | gp | att | gain | loss | net | avg | td | lg | avg/g |
|------------------------|-----------|------------|-------------|------------|-------------|------------|-----------|-----------|--------------|
| Kaleb Johnson | 11 | 223 | 1543 | 51 | 1492 | 6.7 | 21 | 75 | 135.6 |
| Kamari Moulton | 10 | 67 | 385 | 4 | 381 | 5.7 | 2 | 68 | 38.1 |
| Jaziun Patterson | 8 | 53 | 238 | 3 | 235 | 4.4 | 2 | 39 | 29.4 |
| Brendan Sullivan | 9 | 35 | 185 | 41 | 144 | 4.1 | 4 | 30 | 16.0 |
| Max White | 11 | 6 | 35 | 0 | 35 | 5.8 | 0 | 17 | 3.2 |
| Kaden Wetjen | 11 | 4 | 33 | 0 | 33 | 8.3 | 0 | 11 | 3.0 |
| Terrell Washington Jr. | 10 | 11 | 31 | 0 | 31 | 2.8 | 0 | 9 | 3.1 |
| Leshon Williams | 3 | 11 | 23 | 2 | 21 | 1.9 | 0 | 8 | 7.0 |
| Jacob Gill | 11 | 4 | 15 | 3 | 12 | 3.0 | 0 | 9 | 1.1 |
| Jackson Stratton | 2 | 3 | 16 | 10 | 6 | 2.0 | 0 | 14 | 3.0 |
| Hayden Large | 10 | 2 | 2 | 0 | 2 | 1.0 | 0 | 2 | 0.2 |
| Seth Anderson | 6 | 1 | 0 | 1 | -1 | -1.0 | 0 | 0 | -0.2 |
| Addison Ostrenga | 6 | 1 | 0 | 3 | -3 | -3.0 | 0 | 0 | -0.5 |
| Cade McNamara | 8 | 13 | 22 | 53 | -31 | -2.4 | 0 | 12 | -3.9 |
| Team | 11 | 3 | 0 | 8 | -8 | -2.7 | 0 | 0 | -0.7 |
| Total | 11 | 437 | 2528 | 179 | 2349 | 5.4 | 29 | 75 | 213.5 |
| Opponents | 11 | 330 | 1483 | 217 | 1266 | 3.8 | 2 | 31 | 115.1 |

Passing

| Player | gp | effic | comp-att-int | pct | yds | td | lg | avg/g |
|------------------|-----------|--------------|-------------------|-------------|-------------|-----------|-----------|--------------|
| Cade McNamara | 8 | 115.8 | 104-172-5 | 60.5 | 1017 | 6 | 42 | 127.1 |
| Brendan Sullivan | 9 | 158.6 | 24-35-2 | 68.6 | 344 | 2 | 59 | 38.2 |
| Jackson Stratton | 2 | 108.7 | 13-20-0 | 65.0 | 104 | 0 | 15 | 52.0 |
| Total | 11 | 121.8 | 141-227-7 | 62.1 | 1465 | 8 | 59 | 133.2 |
| Opponents | 11 | 121.2 | 220-354-16 | 62.1 | 2163 | 18 | 75 | 196.6 |

Receiving

| Player | gp | no. | yds | avg | td | lg | avg/g |
|------------------------|-----------|------------|-------------|-------------|-----------|-----------|--------------|
| Jacob Gill | 11 | 31 | 365 | 11.8 | 2 | 59 | 33.2 |
| Luke Lachey | 10 | 25 | 218 | 8.7 | 0 | 28 | 21.8 |
| Kaleb Johnson | 11 | 20 | 115 | 5.8 | 1 | 19 | 10.5 |
| Reece Vander Zee | 8 | 14 | 176 | 12.6 | 3 | 19 | 22.0 |
| Addison Ostrenga | 6 | 12 | 77 | 6.4 | 1 | 20 | 12.8 |
| Zach Ortwerth | 11 | 9 | 125 | 13.9 | 0 | 52 | 11.4 |
| Jarriett Buie | 11 | 6 | 64 | 10.7 | 0 | 19 | 5.8 |
| Seth Anderson | 6 | 5 | 106 | 21.2 | 0 | 42 | 17.7 |
| Leshon Williams | 3 | 4 | 26 | 6.5 | 0 | 11 | 8.7 |
| Dayton Howard | 10 | 4 | 62 | 15.5 | 1 | 33 | 6.2 |
| Terrell Washington Jr. | 10 | 3 | 7 | 2.3 | 0 | 5 | 0.7 |
| Hayden Large | 10 | 3 | 18 | 6.0 | 0 | 10 | 1.8 |
| Johnny Pascuzzi | 10 | 1 | 40 | 40.0 | 0 | 40 | 4.0 |
| Kaleb Brown | 3 | 1 | 18 | 18.0 | 0 | 18 | 6.0 |
| Jaziun Patterson | 8 | 1 | 3 | 3.0 | 0 | 3 | 0.4 |
| Kaden Wetjen | 11 | 1 | 33 | 33.0 | 0 | 33 | 3.0 |
| Kamari Moulton | 10 | 1 | 12 | 12.0 | 0 | 12 | 1.2 |
| Total | 11 | 141 | 1465 | 10.4 | 8 | 59 | 133.2 |
| Opponents | 11 | 220 | 2163 | 9.8 | 18 | 75 | 196.6 |

Punt Returns

| Player | no. | yds | avg | td | lg |
|------------------|-----------|------------|-------------|----------|-----------|
| Kaden Wetjen | 24 | 287 | 12.0 | 1 | 85 |
| Total | 25 | 286 | 11.4 | 1 | 85 |
| Opponents | 7 | 152 | 21.7 | 2 | 77 |

Interceptions

| Player | no. | yds | avg | td | lg |
|------------------|-----------|------------|-------------|----------|-----------|
| Jay Higgins | 4 | 15 | 3.8 | 0 | 10 |
| Jermari Harris | 3 | 60 | 20.0 | 1 | 32 |
| Quinn Schulte | 3 | 23 | 7.7 | 0 | 15 |
| Nick Jackson | 1 | 28 | 28.0 | 0 | 28 |
| Sebastian Castro | 1 | 0 | 0.0 | 0 | 0 |
| Koen Entringer | 1 | 0 | 0.0 | 0 | 0 |
| TJ Hall | 1 | 0 | 0.0 | 0 | 0 |
| Deshaun Lee | 1 | 14 | 14.0 | 0 | 14 |
| Zach Lutmer | 1 | 0 | 0.0 | 0 | 0 |
| Total | 16 | 140 | 8.8 | 1 | 32 |
| Opponents | 7 | 169 | 24.1 | 1 | 85 |

Kick Returns

| Player | no. | yds | avg | td | lg |
|------------------|-----------|------------|-------------|----------|-----------|
| Kaden Wetjen | 21 | 520 | 24.8 | 0 | 39 |
| Max White | 2 | 46 | 23.0 | 0 | 35 |
| Total | 23 | 566 | 24.6 | 0 | 39 |
| Opponents | 19 | 360 | 18.9 | 0 | 28 |

Fumbles Recovered

| Player | no. | yds | avg | td | lg |
|------------------|----------|-----------|------------|----------|-----------|
| Jay Higgins | 1 | 0 | 0.0 | 0 | 0 |
| Jaden Harrell | 1 | 0 | 0.0 | 0 | 0 |
| Max Llewellyn | 1 | 0 | 0.0 | 0 | 0 |
| Caden Crawford | 1 | 0 | 0.0 | 0 | 0 |
| TJ Hall | 1 | 0 | 0.0 | 0 | 0 |
| Will Hubert | 1 | 0 | 0.0 | 0 | 0 |
| Total | 6 | 0 | 0.0 | 0 | 0 |
| Opponents | 4 | 12 | 3.0 | 0 | 12 |

2024 IOWA FOOTBALL / INDIVIDUAL STATISTICS

Scoring

| Player | | | PAT | | | | | | pts |
|------------------|-----------|--------------|--------------|----------|----------|----------|----------|----------|------------|
| | td | fg | kick | rush | rcv | pass | dpx | saf | |
| Kaleb Johnson | 22 | - | - | - | - | - | - | - | 132 |
| Drew Stevens | - | 17-20 | 36-36 | - | - | - | - | - | 87 |
| Brendan Sullivan | 4 | - | - | - | - | - | - | - | 24 |
| Reece Vander Zee | 3 | - | - | - | - | - | - | - | 18 |
| Jacob Gill | 2 | - | - | - | - | - | - | - | 12 |
| Jaziun Patterson | 2 | - | - | - | - | - | - | - | 12 |
| Kamari Moulton | 2 | - | - | - | - | - | - | - | 12 |
| Jermari Harris | 1 | - | - | - | - | - | - | - | 6 |
| Addison Ostrenga | 1 | - | - | - | - | - | - | - | 6 |
| Kaden Wetjen | 1 | - | - | - | - | - | - | - | 6 |
| Dayton Howard | 1 | - | - | - | - | - | - | - | 6 |
| Max Llewellyn | - | - | - | - | - | - | - | 1 | 2 |
| Total | 39 | 17-20 | 36-36 | 0 | 0 | 0 | 0 | 1 | 323 |
| Opponents | 23 | 12-17 | 21-21 | 0 | 0 | 0 | 0 | 0 | 195 |

Field Goals

| Player | fg | pct. | 01-19 | 20-29 | 30-39 | 40-49 | 50-99 | lg | blk |
|------------------|--------------|-------------|------------|------------|------------|------------|------------|-----------|----------|
| Drew Stevens | 17-20 | 85.0 | 0-0 | 8-8 | 1-1 | 5-5 | 3-6 | 54 | 0 |
| Opponents | 12-17 | 70.6 | 0-0 | 2-2 | 3-4 | 4-5 | 3-6 | 57 | 1 |

FG Sequence

| Team Name | Iowa | Opponents |
|--------------|--------------------------|----------------------------------|
| Ohio St. | 51 | |
| Minnesota | (46) | |
| Iowa St. | (23),(21) | 41,(46),(54) |
| Illinois St. | (41),(28) | |
| Washington | (37),(46),(25),(51) | 32,(35) |
| Troy | (42) | |
| Northwestern | (24) | 50 |
| Wisconsin | 56 | (38) |
| Michigan St. | 58 | (42),(43),(36),(29),55,(55),(46) |
| UCLA | (24),(1) | (57),57,(27) |
| Maryland | (27),(54),(50),(49),(26) | |

Numbers in (parentheses) indicate field goal was made

Total Offense

| Player | g | plays | rush | pass | total | avg/g |
|------------------------|-----------|------------|-------------|-------------|-------------|--------------|
| Kaleb Johnson | 11 | 223 | 1492 | 0 | 1492 | 135.6 |
| Cade McNamara | 8 | 185 | -31 | 1017 | 986 | 123.3 |
| Brendan Sullivan | 9 | 70 | 144 | 344 | 488 | 54.2 |
| Kamari Moulton | 10 | 67 | 381 | 0 | 381 | 38.1 |
| Jaziun Patterson | 8 | 53 | 235 | 0 | 235 | 29.4 |
| Jackson Stratton | 2 | 23 | 6 | 104 | 110 | 55.0 |
| Max White | 11 | 6 | 35 | 0 | 35 | 3.2 |
| Kaden Wetjen | 11 | 4 | 33 | 0 | 33 | 3.0 |
| Terrell Washington Jr. | 10 | 11 | 31 | 0 | 31 | 3.1 |
| Leshon Williams | 3 | 11 | 21 | 0 | 21 | 7.0 |
| Jacob Gill | 11 | 4 | 12 | 0 | 12 | 1.1 |
| Hayden Large | 10 | 2 | 2 | 0 | 2 | 0.2 |
| Seth Anderson | 6 | 1 | -1 | 0 | -1 | -0.2 |
| Addison Ostrenga | 6 | 1 | -3 | 0 | -3 | -0.5 |
| Team | 11 | 0 | -8 | 0 | -8 | -0.7 |
| Total | 11 | 664 | 2349 | 1465 | 3814 | 346.7 |
| Opponents | 11 | 684 | 1266 | 2163 | 3429 | 311.7 |

Punting

| Player | no. | yds | avg | lg | tb | fc | i20 | 50+ | blk |
|------------------|-----------|-------------|-------------|-----------|----------|-----------|-----------|-----------|----------|
| Rhys Dakin | 51 | 2290 | 44.9 | 61 | 5 | 25 | 24 | 15 | 0 |
| Total | 51 | 2290 | 44.9 | 61 | 5 | 25 | 24 | 15 | 0 |
| Opponents | 57 | 2422 | 42.5 | 55 | 3 | 18 | 10 | 8 | 0 |

Kickoffs

| Player | no. | yds | avg | tb | ob | retn | net | ydl |
|------------------|-----------|-------------|-------------|-----------|----------|-----------|-------------|-----------|
| Drew Stevens | 66 | 4209 | 63.8 | 39 | 1 | | | |
| Total | 66 | 4209 | 63.8 | 39 | 1 | 19 | 40.6 | 24 |
| Opponents | 47 | 2943 | 62.6 | 22 | 1 | 23 | 38.2 | 26 |

2024 IOWA FOOTBALL | TEAM DEFENSE

| ## | Player | gp | Tackles | | | | Sacks | Pass defense | | | Fumbles | | blkd | |
|-----------|-----------------------|----|---------|-----|-----|---------|--------|--------------|------|-----|---------|----|------|-----|
| | | | ua | a | tot | tfl/yds | no-yds | int-yds | brup | qbh | fr-yds | ff | kick | saf |
| 34 | Jay Higgins | 11 | 45 | 61 | 106 | 1.5-7 | 1-5 | 4-15 | 5 | 4 | 1-0 | 2 | . | . |
| 10 | Nick Jackson | 11 | 37 | 43 | 80 | 5-32 | 2.5-23 | 1-28 | 6 | 3 | . | . | . | . |
| 30 | Quinn Schulte | 11 | 32 | 19 | 51 | . | . | 3-23 | 3 | . | . | . | . | . |
| 49 | Ethan Hurkett | 11 | 26 | 20 | 46 | 8.5-36 | 4.5-24 | . | . | 2 | . | 2 | . | . |
| 29 | Sebastian Castro | 10 | 30 | 15 | 45 | 3-6 | . | 1-0 | 1 | 1 | . | 1 | . | . |
| 8 | Deshaun Lee | 10 | 22 | 14 | 36 | 1-1 | . | 1-14 | 3 | . | . | . | . | . |
| 45 | Deontae Craig | 11 | 13 | 20 | 33 | 1.5-8 | 1-7 | . | 1 | 5 | . | . | . | . |
| 1 | Xavier Nwankpa | 11 | 21 | 12 | 33 | . | . | . | . | . | . | . | . | . |
| 94 | Yahya Black | 11 | 14 | 15 | 29 | 5-11 | 1-5 | . | 2 | 2 | . | . | 1 | . |
| 27 | Jermari Harris | 10 | 19 | 8 | 27 | 1-4 | . | 3-60 | 7 | . | . | . | . | . |
| 37 | Kyler Fisher | 10 | 16 | 9 | 25 | 2-6 | . | . | 1 | . | . | 1 | . | . |
| 95 | Aaron Graves | 11 | 12 | 13 | 25 | 6-30 | 5-26 | . | 2 | 2 | . | 2 | . | . |
| 48 | Max Llewellyn | 11 | 10 | 8 | 18 | 7-36 | 4.5-31 | . | 3 | 6 | 1-0 | . | . | 1 |
| 4 | Koen Entringer | 11 | 10 | 7 | 17 | . | . | 1-0 | 1 | . | . | . | . | . |
| 90 | Brian Allen | 11 | 13 | 4 | 17 | 4.5-19 | 3-14 | . | 1 | 2 | . | . | . | . |
| 55 | Jeremiah Pittman | 11 | 8 | 6 | 14 | 1.5-3 | . | . | 1 | . | . | . | . | . |
| 2 | TJ Hall | 10 | 8 | 4 | 12 | . | . | 1-0 | 1 | . | 1-0 | . | . | . |
| 43 | Karson Sharar | 9 | 6 | 5 | 11 | 1-2 | . | . | . | . | . | . | . | . |
| 7 | John Nestor | 8 | 7 | 3 | 10 | . | . | . | . | . | . | . | . | . |
| 41 | Jaden Harrell | 11 | 4 | 4 | 8 | . | . | . | . | 1 | 1-0 | . | . | . |
| 6 | Zach Lutmer | 11 | 7 | 1 | 8 | . | . | 1-0 | . | . | . | . | . | . |
| 3 | Jaylen Watson | 8 | 3 | 2 | 5 | . | . | . | . | . | . | . | . | . |
| 12 | Jaxon Rexroth | 11 | 1 | 4 | 5 | 1-1 | . | . | . | . | . | . | . | . |
| 57 | Will Hubert | 6 | 1 | 3 | 4 | . | . | . | . | . | 1-0 | . | . | . |
| 26 | Kael Kolarik | 11 | 1 | 3 | 4 | . | . | . | . | . | . | . | . | . |
| 23 | Landyn Van Kekerix | 6 | 3 | 1 | 4 | . | . | . | . | . | . | . | . | . |
| 97 | Caden Crawford | 3 | 1 | 1 | 2 | . | . | . | . | . | 1-0 | . | . | . |
| 18 | Drew Stevens | 11 | 2 | . | 2 | . | . | . | . | . | . | . | . | . |
| 51 | Luke Gaffney | 11 | . | 1 | 1 | . | . | . | . | . | . | . | . | . |
| 67 | Gennings Dunker | 10 | . | 1 | 1 | . | . | . | . | . | . | . | . | . |
| 39 | Luke Elkin | 11 | 1 | . | 1 | . | . | . | . | . | . | . | . | . |
| 2 | Kaleb Johnson | 11 | 1 | . | 1 | . | . | . | . | . | . | . | . | . |
| 77 | Connor Colby | 11 | . | 1 | 1 | . | . | . | . | . | . | . | . | . |
| 42 | Zach Twedt | 11 | . | 1 | 1 | . | . | . | . | . | . | . | . | . |
| 1 | Brendan Sullivan | 9 | . | 1 | 1 | . | . | . | . | . | . | . | . | . |
| 44 | Kenneth Merrieweather | 5 | . | 1 | 1 | 0.5-6 | 0.5-6 | . | . | . | . | . | . | . |
| 0 | Jarriett Buie | 11 | . | 1 | 1 | . | . | . | . | . | . | . | . | . |
| 6 | Seth Anderson | 6 | 1 | . | 1 | . | . | . | . | . | . | . | . | . |
| Totals | | 11 | 375 | 312 | 687 | 50-208 | 23-141 | 16-140 | 38 | 28 | 6-0 | 8 | 1 | 1 |
| Opponents | | 11 | 453 | 246 | 699 | 53-178 | 14-91 | 7-169 | 16 | 13 | 4-12 | 4 | 0 | 0 |

2024 IOWA FOOTBALL / RED ZONE RESULTS

Iowa Inside Opponent Red-Zone

| Date | Opponent | Score | Times In RZ | Times Scored | Total Pts | TDs | Rush TDs | Pass TDs | FGs Made | Failed to score inside RZ | | | | | | |
|--------------------------------|-----------------|---------|-------------|--------------|------------|-----------|-----------|----------|----------|---------------------------|----------|----------|----------|----------|----------|----------|
| | | | | | | | | | | FGA | Down | Int | Fumb | Half | Game | |
| 08/31/2024 | Illinois St. | W 40-0 | 5 | 4 | 23 | 3 | 1 | 2 | 1 | 1 | 0 | 0 | 0 | 0 | 0 | 1 |
| 09/07/2024 | Iowa St. | L 19-20 | 3 | 3 | 12 | 1 | 1 | 0 | 2 | 2 | 0 | 0 | 0 | 0 | 0 | 0 |
| 09/14/2024 | Troy | W 38-21 | 3 | 2 | 14 | 2 | 1 | 1 | 0 | 0 | 1 | 0 | 0 | 0 | 0 | 0 |
| 09/21/2024 | at Minnesota | W 31-14 | 3 | 3 | 21 | 3 | 3 | 0 | 0 | 0 | 0 | 0 | 0 | 0 | 0 | 0 |
| 10/05/2024 | at Ohio St. | L 7-35 | 0 | 0 | 0 | 0 | 0 | 0 | 0 | 0 | 0 | 0 | 0 | 0 | 0 | 0 |
| 10/12/2024 | Washington | W 40-16 | 5 | 5 | 27 | 3 | 2 | 1 | 2 | 2 | 0 | 0 | 0 | 0 | 0 | 0 |
| 10/19/2024 | at Michigan St. | L 20-32 | 2 | 2 | 14 | 2 | 1 | 1 | 0 | 0 | 0 | 0 | 0 | 0 | 0 | 0 |
| 10/26/2024 | Northwestern | W 40-14 | 3 | 2 | 10 | 1 | 1 | 0 | 1 | 1 | 0 | 0 | 0 | 0 | 0 | 0 |
| 11/02/2024 | Wisconsin | W 42-10 | 6 | 6 | 42 | 6 | 5 | 1 | 0 | 0 | 0 | 0 | 0 | 0 | 0 | 0 |
| 11/08/2024 | at UCLA | L 17-20 | 3 | 3 | 17 | 2 | 2 | 0 | 1 | 1 | 0 | 0 | 0 | 0 | 0 | 0 |
| 11/23/2024 | at Maryland | W 29-13 | 4 | 3 | 13 | 1 | 1 | 0 | 2 | 2 | 0 | 0 | 1 | 0 | 0 | 0 |
| Totals 33 of 37 (89.2%) | | | 37 | 33 | 193 | 24 | 18 | 6 | 9 | 9 | 1 | 0 | 1 | 0 | 1 | 1 |

Opponents Inside Iowa Red-Zone

| Date | Opponent | Score | Times In RZ | Times Scored | Total Pts | TDs | Rush TDs | Pass TDs | FGs Made | Failed to score inside RZ | | | | | | |
|--------------------------------|--------------|---------|-------------|--------------|------------|-----------|----------|-----------|----------|---------------------------|----------|----------|----------|----------|----------|----------|
| | | | | | | | | | | FGA | Down | Int | Fumb | Half | Game | |
| 08/31/2024 | Illinois St. | W 40-0 | 0 | 0 | 0 | 0 | 0 | 0 | 0 | 0 | 0 | 0 | 0 | 0 | 0 | 0 |
| 09/07/2024 | Iowa St. | L 19-20 | 1 | 1 | 7 | 1 | 0 | 1 | 0 | 0 | 0 | 0 | 0 | 0 | 0 | 0 |
| 09/14/2024 | Troy | W 38-21 | 0 | 0 | 0 | 0 | 0 | 0 | 0 | 0 | 0 | 0 | 0 | 0 | 0 | 0 |
| 09/21/2024 | Minnesota | W 31-14 | 2 | 2 | 14 | 2 | 0 | 2 | 0 | 0 | 0 | 0 | 0 | 0 | 0 | 0 |
| 10/05/2024 | Ohio St. | L 7-35 | 5 | 5 | 35 | 5 | 1 | 4 | 0 | 0 | 0 | 0 | 0 | 0 | 0 | 0 |
| 10/12/2024 | Washington | W 40-16 | 4 | 3 | 16 | 2 | 0 | 2 | 1 | 2 | 0 | 0 | 0 | 0 | 0 | 0 |
| 10/19/2024 | Michigan St. | L 20-32 | 5 | 5 | 23 | 2 | 1 | 1 | 3 | 3 | 0 | 0 | 0 | 0 | 0 | 0 |
| 10/26/2024 | Northwestern | W 40-14 | 1 | 0 | 1 | 0 | 0 | 0 | 0 | 0 | 0 | 0 | 1 | 0 | 0 | 0 |
| 11/02/2024 | Wisconsin | W 42-10 | 1 | 1 | 7 | 1 | 0 | 1 | 0 | 0 | 0 | 0 | 0 | 0 | 0 | 0 |
| 11/08/2024 | UCLA | L 17-20 | 5 | 2 | 10 | 1 | 0 | 1 | 1 | 1 | 0 | 1 | 1 | 0 | 1 | 1 |
| 11/23/2024 | Maryland | W 29-13 | 2 | 2 | 13 | 2 | 0 | 2 | 0 | 0 | 0 | 0 | 0 | 0 | 0 | 0 |
| Totals 21 of 26 (80.8%) | | | 26 | 21 | 126 | 16 | 2 | 14 | 5 | 6 | 0 | 1 | 2 | 0 | 1 | 1 |

Team Results

| | Date | Opponent | | Score | Att. |
|---|------------|-----------------|---|-------|--------|
| * | 09/21/2024 | at Minnesota | W | 31-14 | 52048 |
| * | 10/05/2024 | at Ohio St. | L | 7-35 | 105135 |
| * | 10/12/2024 | Washington | W | 40-16 | 69250 |
| * | 10/19/2024 | at Michigan St. | L | 20-32 | 69682 |
| * | 10/26/2024 | Northwestern | W | 40-14 | 69250 |
| * | 11/02/2024 | Wisconsin | W | 42-10 | 69250 |
| * | 11/08/2024 | at UCLA | L | 17-20 | 53467 |
| * | 11/23/2024 | at Maryland | W | 29-13 | 30214 |

Rushing

| Player | gp | att | gain | loss | net | avg | td | lg | avg/g |
|------------------------|----|-----|------|------|------|------|----|----|-------|
| Kaleb Johnson | 8 | 162 | 1048 | 35 | 1013 | 6.3 | 15 | 75 | 126.6 |
| Kamari Moulton | 7 | 37 | 257 | 0 | 257 | 6.9 | 2 | 68 | 36.7 |
| Jaziun Patterson | 7 | 45 | 166 | 3 | 163 | 3.6 | 1 | 16 | 23.3 |
| Brendan Sullivan | 7 | 35 | 185 | 41 | 144 | 4.1 | 4 | 30 | 20.6 |
| Kaden Wetjen | 8 | 4 | 33 | 0 | 33 | 8.3 | 0 | 11 | 4.1 |
| Terrell Washington Jr. | 7 | 10 | 22 | 0 | 22 | 2.2 | 0 | 6 | 3.1 |
| Max White | 8 | 4 | 14 | 0 | 14 | 3.5 | 0 | 5 | 1.8 |
| Jacob Gill | 8 | 3 | 9 | 3 | 6 | 2.0 | 0 | 9 | 0.8 |
| Jackson Stratton | 2 | 3 | 16 | 10 | 6 | 2.0 | 0 | 14 | 3.0 |
| Seth Anderson | 6 | 1 | 0 | 1 | -1 | -1.0 | 0 | 0 | -0.2 |
| Addison Ostrenga | 3 | 1 | 0 | 3 | -3 | -3.0 | 0 | 0 | -1.0 |
| Cade McNamara | 5 | 6 | 6 | 32 | -26 | -4.3 | 0 | 6 | -5.2 |
| Team | 8 | 3 | 0 | 8 | -8 | -2.7 | 0 | 0 | -1.0 |
| Total | 8 | 314 | 1756 | 136 | 1620 | 5.2 | 22 | 75 | 202.5 |
| Opponents | 8 | 248 | 1236 | 139 | 1097 | 4.4 | 2 | 31 | 137.1 |

Passing

| Player | gp | effic | comp-att-int | pct | yds | td | lg | avg/g |
|------------------|----|-------|--------------|------|------|----|----|-------|
| Cade McNamara | 5 | 108.0 | 51-89-3 | 57.3 | 491 | 3 | 42 | 98.2 |
| Brendan Sullivan | 7 | 150.1 | 23-34-2 | 67.6 | 342 | 1 | 59 | 48.9 |
| Jackson Stratton | 2 | 108.7 | 13-20-0 | 65.0 | 104 | 0 | 15 | 52.0 |
| Total | 8 | 118.1 | 87-143-5 | 60.8 | 937 | 4 | 59 | 117.1 |
| Opponents | 8 | 120.0 | 167-263-13 | 63.5 | 1529 | 14 | 53 | 191.1 |

Receiving

| Player | gp | no. | yds | avg | td | lg | avg/g |
|------------------------|----|-----|------|------|----|----|-------|
| Jacob Gill | 8 | 19 | 228 | 12.0 | 1 | 59 | 28.5 |
| Luke Lachey | 7 | 16 | 130 | 8.1 | 0 | 28 | 18.6 |
| Kaleb Johnson | 8 | 15 | 88 | 5.9 | 1 | 19 | 11.0 |
| Reece Vander Zee | 5 | 8 | 100 | 12.5 | 1 | 18 | 20.0 |
| Zach Ortwerth | 8 | 7 | 90 | 12.9 | 0 | 52 | 11.3 |
| Seth Anderson | 6 | 5 | 106 | 21.2 | 0 | 42 | 17.7 |
| Jarriett Buie | 8 | 5 | 45 | 9.0 | 0 | 14 | 5.6 |
| Dayton Howard | 8 | 4 | 62 | 15.5 | 1 | 33 | 7.8 |
| Addison Ostrenga | 3 | 3 | 34 | 11.3 | 0 | 20 | 11.3 |
| Hayden Large | 7 | 2 | 8 | 4.0 | 0 | 5 | 1.1 |
| Johnny Pascuzzi | 7 | 1 | 40 | 40.0 | 0 | 40 | 5.7 |
| Jaziun Patterson | 7 | 1 | 3 | 3.0 | 0 | 3 | 0.4 |
| Terrell Washington Jr. | 7 | 1 | 3 | 3.0 | 0 | 3 | 0.4 |
| Total | 8 | 87 | 937 | 10.8 | 4 | 59 | 117.1 |
| Opponents | 8 | 167 | 1529 | 9.2 | 14 | 53 | 191.1 |

Game Records

| Record | Overall | Home | Away | Neutral |
|----------------|---------|------|------|---------|
| ALL GAMES | 5-3 | 3-0 | 2-3 | 0-0 |
| CONFERENCE | 5-3 | 3-0 | 2-3 | 0-0 |
| NON-CONFERENCE | 0-0 | 0-0 | 0-0 | 0-0 |

Team Statistics

| | IOWA | OPP |
|-----------------------------|--------------|--------------|
| First Downs | 130 | 150 |
| Rushing | 76 | 65 |
| Passing | 43 | 77 |
| Penalty | 11 | 8 |
| Rushing Yardage | 1620 | 1097 |
| Rushing attempts | 314 | 248 |
| Average per rush | 5.2 | 4.4 |
| Average per game | 202.5 | 137.1 |
| TDs Rushing | 22 | 2 |
| Passing Yardage | 937 | 1529 |
| Comp-Att-Int | 87-143-5 | 167-263-13 |
| Average per pass | 6.6 | 5.8 |
| Average per catch | 10.8 | 9.2 |
| Average per game | 117.1 | 191.1 |
| TDs Passing | 4 | 14 |
| Total offense | 2557 | 2626 |
| Average per play | 5.6 | 5.1 |
| Average per game | 319.6 | 328.3 |
| Kick returns: #-Yards | 19-444 | 14-268 |
| Punt returns: #-Yards | 14-207 | 5-76 |
| Int returns: #-Yards | 13-107 | 5-164 |
| Fumbles-Lost | 8-4 | 6-4 |
| Penalties-Yards | 25-242 | 48-398 |
| Punts-Avg | 33-46.5 | 32-43.4 |
| Time of possession / game | 28:49 | 31:13 |
| 3rd-down conversion | 43/99 | 40/103 |
| 4rd-down conversion | 3/5 | 7/11 |
| PAT-attempts | (26-26) 100% | (16-16) 100% |
| 2-point conversion-attempts | (0-1) 0% | (0-2) 0% |

Interceptions

| Player | no. | yds | avg | td | lg |
|------------------|-----|-----|------|----|----|
| Quinn Schulte | 3 | 23 | 7.7 | 0 | 15 |
| Jay Higgins | 3 | 10 | 3.3 | 0 | 10 |
| Nick Jackson | 1 | 28 | 28.0 | 0 | 28 |
| Jermari Harris | 1 | 32 | 32.0 | 0 | 32 |
| Sebastian Castro | 1 | 0 | 0.0 | 0 | 0 |
| Koen Entringer | 1 | 0 | 0.0 | 0 | 0 |
| TJ Hall | 1 | 0 | 0.0 | 0 | 0 |
| Deshaun Lee | 1 | 14 | 14.0 | 0 | 14 |
| Zach Lutmer | 1 | 0 | 0.0 | 0 | 0 |
| Total | 13 | 107 | 8.2 | 0 | 32 |
| Opponents | 5 | 164 | 32.8 | 1 | 85 |

2024 IOWA FOOTBALL / BIG TEN ONLY

Field Goals

| Player | fg | pct. | 01-19 | 20-29 | 30-39 | 40-49 | 50-99 | lg | blk |
|------------------|--------------|-------------|------------|------------|------------|------------|------------|-----------|----------|
| Drew Stevens | 12-15 | 80.0 | 0-0 | 5-5 | 1-1 | 3-3 | 3-6 | 54 | 0 |
| Opponents | 10-14 | 71.4 | 0-0 | 2-2 | 3-4 | 3-3 | 2-5 | 57 | 1 |

Scoring

| Player | td | fg | PAT | | | | dxdp | saf | pts |
|------------------|-----------|--------------|--------------|----------|----------|----------|----------|----------|------------|
| | | | kick | rush | rcv | pass | | | |
| Kaleb Johnson | 16 | - | - | - | - | - | - | - | 96 |
| Drew Stevens | - | 12-15 | 26-26 | - | - | - | - | - | 62 |
| Brendan Sullivan | 4 | - | - | - | - | - | - | - | 24 |
| Kamari Moulton | 2 | - | - | - | - | - | - | - | 12 |
| Jacob Gill | 1 | - | - | - | - | - | - | - | 6 |
| Jaziun Patterson | 1 | - | - | - | - | - | - | - | 6 |
| Kaden Wetjen | 1 | - | - | - | - | - | - | - | 6 |
| Dayton Howard | 1 | - | - | - | - | - | - | - | 6 |
| Reece Vander Zee | 1 | - | - | - | - | - | - | - | 6 |
| Max Llewellyn | - | - | - | - | - | - | - | 1 | 2 |
| Total | 27 | 12-15 | 26-26 | 0 | 0 | 0 | 0 | 1 | 226 |
| Opponents | 18 | 10-14 | 16-16 | 0 | 0 | 0 | 0 | 0 | 154 |

Score by Periods

| Team | 1st | 2nd | 3rd | 4th | OT | TOT |
|-----------|-----|-----|-----|-----|----|-----|
| Iowa | 30 | 46 | 82 | 68 | 0 | 226 |
| Opponents | 16 | 54 | 34 | 50 | 0 | 154 |

Punting

| Player | no. | yds | avg | lg | tb | fc | i20 | 50+ | blk |
|------------------|-----------|-------------|-------------|-----------|----------|-----------|-----------|-----------|----------|
| Rhys Dakin | 33 | 1534 | 46.5 | 61 | 3 | 15 | 17 | 12 | 0 |
| Total | 33 | 1534 | 46.5 | 61 | 3 | 15 | 17 | 12 | 0 |
| Opponents | 32 | 1388 | 43.4 | 55 | 1 | 12 | 5 | 6 | 0 |

Punt Returns

| Player | no. | yds | avg | td | lg |
|------------------|-----------|------------|-------------|----------|-----------|
| Kaden Wetjen | 14 | 207 | 14.8 | 1 | 85 |
| Total | 14 | 207 | 14.8 | 1 | 85 |
| Opponents | 5 | 76 | 15.2 | 1 | 72 |

Kick Returns

| Player | no. | yds | avg | td | lg |
|------------------|-----------|------------|-------------|----------|-----------|
| Kaden Wetjen | 18 | 433 | 24.1 | 0 | 39 |
| Max White | 1 | 11 | 11.0 | 0 | 11 |
| Total | 19 | 444 | 23.4 | 0 | 39 |
| Opponents | 14 | 268 | 19.1 | 0 | 28 |

All Purpose

| Player | g | rush | rcv | pr | kr | ir | total | avg/g |
|------------------------|----------|-------------|-------------|------------|------------|------------|-------------|--------------|
| Kaleb Johnson | 8 | 1013 | 88 | 0 | 0 | 0 | 1101 | 137.6 |
| Kaden Wetjen | 8 | 33 | 0 | 207 | 433 | 0 | 673 | 84.1 |
| Kamari Moulton | 7 | 257 | 0 | 0 | 0 | 0 | 257 | 36.7 |
| Jacob Gill | 8 | 6 | 228 | 0 | 0 | 0 | 234 | 29.3 |
| Jaziun Patterson | 7 | 163 | 3 | 0 | 0 | 0 | 166 | 23.7 |
| Brendan Sullivan | 7 | 144 | 0 | 0 | 0 | 0 | 144 | 20.6 |
| Luke Lachey | 7 | 0 | 130 | 0 | 0 | 0 | 130 | 18.6 |
| Seth Anderson | 6 | -1 | 106 | 0 | 0 | 0 | 105 | 17.5 |
| Reece Vander Zee | 5 | 0 | 100 | 0 | 0 | 0 | 100 | 20.0 |
| Zach Ortwerth | 8 | 0 | 90 | 0 | 0 | 0 | 90 | 11.3 |
| Dayton Howard | 8 | 0 | 62 | 0 | 0 | 0 | 62 | 7.8 |
| Jarriett Buie | 8 | 0 | 45 | 0 | 0 | 0 | 45 | 5.6 |
| Johnny Pascuzzi | 7 | 0 | 40 | 0 | 0 | 0 | 40 | 5.7 |
| Jermari Harris | 7 | 0 | 0 | 0 | 0 | 32 | 32 | 4.6 |
| Addison Ostrenga | 3 | -3 | 34 | 0 | 0 | 0 | 31 | 10.3 |
| Nick Jackson | 8 | 0 | 0 | 0 | 0 | 28 | 28 | 3.5 |
| Max White | 8 | 14 | 0 | 0 | 11 | 0 | 25 | 3.1 |
| Terrell Washington Jr. | 7 | 22 | 3 | 0 | 0 | 0 | 25 | 3.6 |
| Quinn Schulte | 8 | 0 | 0 | 0 | 0 | 23 | 23 | 2.9 |
| Deshaun Lee | 7 | 0 | 0 | 0 | 0 | 14 | 14 | 2.0 |
| Jay Higgins | 8 | 0 | 0 | 0 | 0 | 10 | 10 | 1.3 |
| Hayden Large | 7 | 0 | 8 | 0 | 0 | 0 | 8 | 1.1 |
| Jackson Stratton | 2 | 6 | 0 | 0 | 0 | 0 | 6 | 3.0 |
| Cade McNamara | 5 | -26 | 0 | 0 | 0 | 0 | -26 | -5.2 |
| Total | 8 | 1620 | 937 | 207 | 444 | 107 | 3315 | 414.4 |
| Opponents | 8 | 1097 | 1529 | 76 | 268 | 164 | 3134 | 391.8 |

Total Offense

| Player | g | plays | rush | pass | total | avg/g |
|------------------------|----------|------------|-------------|-------------|-------------|--------------|
| Kaleb Johnson | 8 | 162 | 1013 | 0 | 1013 | 126.6 |
| Brendan Sullivan | 7 | 69 | 144 | 342 | 486 | 69.4 |
| Cade McNamara | 5 | 95 | -26 | 491 | 465 | 93.0 |
| Kamari Moulton | 7 | 37 | 257 | 0 | 257 | 36.7 |
| Jaziun Patterson | 7 | 45 | 163 | 0 | 163 | 23.3 |
| Jackson Stratton | 2 | 23 | 6 | 104 | 110 | 55.0 |
| Kaden Wetjen | 8 | 4 | 33 | 0 | 33 | 4.1 |
| Terrell Washington Jr. | 7 | 10 | 22 | 0 | 22 | 3.1 |
| Max White | 8 | 4 | 14 | 0 | 14 | 1.8 |
| Jacob Gill | 8 | 3 | 6 | 0 | 6 | 0.8 |
| Seth Anderson | 6 | 1 | -1 | 0 | -1 | -0.2 |
| Addison Ostrenga | 3 | 1 | -3 | 0 | -3 | -1.0 |
| Total | 8 | 457 | 1620 | 937 | 2557 | 319.6 |
| Opponents | 8 | 511 | 1097 | 1529 | 2626 | 328.3 |

2024 IOWA FOOTBALL / BIG TEN ONLY - DEFENSE

| ## | Player | gp | Tackles | | | | Sacks | Pass defense | | | Fumbles | | blkd | |
|---------------|-----------------------|----------|------------|------------|------------|---------------|--------------|---------------|-----------|-----------|------------|----------|----------|----------|
| | | | ua | a | tot | tfl/yds | no-yds | int-yds | brup | qbh | fr-yds | ff | kick | saf |
| 34 | Jay Higgins | 8 | 34 | 47 | 81 | 1.5-7 | 1-5 | 3-10 | 4 | 3 | 1-0 | 1 | . | . |
| 10 | Nick Jackson | 8 | 30 | 33 | 63 | 5-32 | 2.5-23 | 1-28 | 5 | 3 | . | . | . | . |
| 30 | Quinn Schulte | 8 | 24 | 18 | 42 | . | . | 3-23 | 3 | . | . | . | . | . |
| 49 | Ethan Hurkett | 8 | 18 | 18 | 36 | 5.5-18 | 2.5-7 | . | . | 1 | . | . | . | . |
| 8 | Deshaun Lee | 7 | 20 | 13 | 33 | 1-1 | . | 1-14 | 3 | . | . | . | . | . |
| 29 | Sebastian Castro | 7 | 19 | 13 | 32 | 3-6 | . | 1-0 | 1 | 1 | . | . | . | . |
| 1 | Xavier Nwankpa | 8 | 18 | 11 | 29 | . | . | . | . | . | . | . | . | . |
| 45 | Deontae Craig | 8 | 11 | 15 | 26 | 1.5-8 | 1-7 | . | 1 | 5 | . | . | . | . |
| 27 | Jermari Harris | 7 | 16 | 6 | 22 | 1-4 | . | 1-32 | 4 | . | . | . | . | . |
| 94 | Yahya Black | 8 | 8 | 12 | 20 | 2.5-6 | 1-5 | . | 1 | 2 | . | . | 1 | . |
| 95 | Aaron Graves | 8 | 8 | 11 | 19 | 3-21 | 2-17 | . | 2 | 2 | . | 2 | . | . |
| 37 | Kyler Fisher | 7 | 9 | 7 | 16 | 1.5-4 | . | . | . | . | . | 1 | . | . |
| 48 | Max Llewellyn | 8 | 7 | 6 | 13 | 3.5-18 | 2.5-15 | . | 1 | 5 | 1-0 | . | . | 1 |
| 4 | Koen Entringer | 8 | 6 | 7 | 13 | . | . | 1-0 | 1 | . | . | . | . | . |
| 43 | Karson Sharar | 6 | 4 | 5 | 9 | 1-2 | . | . | . | . | . | . | . | . |
| 90 | Brian Allen | 8 | 7 | 2 | 9 | 1-3 | 1-3 | . | . | 1 | . | . | . | . |
| 2 | TJ Hall | 7 | 5 | 3 | 8 | . | . | 1-0 | . | . | . | . | . | . |
| 6 | Zach Lutmer | 8 | 7 | 1 | 8 | . | . | 1-0 | . | . | . | . | . | . |
| 7 | John Nestor | 5 | 5 | 3 | 8 | . | . | . | . | . | . | . | . | . |
| 41 | Jaden Harrell | 8 | 3 | 4 | 7 | . | . | . | . | 1 | 1-0 | . | . | . |
| 55 | Jeremiah Pittman | 8 | 3 | 4 | 7 | 1.5-3 | . | . | 1 | . | . | . | . | . |
| 12 | Jaxon Rexroth | 8 | 1 | 4 | 5 | 1-1 | . | . | . | . | . | . | . | . |
| 3 | Jaylen Watson | 7 | 3 | 2 | 5 | . | . | . | . | . | . | . | . | . |
| 26 | Kael Kolarik | 8 | . | 3 | 3 | . | . | . | . | . | . | . | . | . |
| 57 | Will Hubert | 5 | . | 2 | 2 | . | . | . | . | . | 1-0 | . | . | . |
| 18 | Drew Stevens | 8 | 2 | . | 2 | . | . | . | . | . | . | . | . | . |
| 23 | Landyn Van Kekerix | 5 | 1 | 1 | 2 | . | . | . | . | . | . | . | . | . |
| 6 | Seth Anderson | 6 | 1 | . | 1 | . | . | . | . | . | . | . | . | . |
| 1 | Brendan Sullivan | 7 | . | 1 | 1 | . | . | . | . | . | . | . | . | . |
| 42 | Zach Twedt | 8 | . | 1 | 1 | . | . | . | . | . | . | . | . | . |
| 77 | Connor Colby | 8 | . | 1 | 1 | . | . | . | . | . | . | . | . | . |
| 39 | Luke Elkin | 8 | 1 | . | 1 | . | . | . | . | . | . | . | . | . |
| 67 | Gennings Dunker | 7 | . | 1 | 1 | . | . | . | . | . | . | . | . | . |
| 51 | Luke Gaffney | 8 | . | 1 | 1 | . | . | . | . | . | . | . | . | . |
| 2 | Kaleb Johnson | 8 | 1 | . | 1 | . | . | . | . | . | . | . | . | . |
| 44 | Kenneth Merrieweather | 5 | . | 1 | 1 | 0.5-6 | 0.5-6 | . | . | . | . | . | . | . |
| 0 | Jarriett Buie | 8 | . | 1 | 1 | . | . | . | . | . | . | . | . | . |
| Totals | | 8 | 272 | 258 | 530 | 34-140 | 14-88 | 13-107 | 27 | 24 | 4-0 | 4 | 1 | 1 |
| Opponents | | 8 | 307 | 188 | 495 | 38-131 | 11-70 | 5-164 | 9 | 10 | 4-12 | 3 | 0 | 0 |

2024 IOWA FOOTBALL | GAME-BY-GAME STATISTICS

| Game | Score | First Downs | Rushing Att-Net | Pass. Yards | Passing Com.-Att.-Int | Total Offense | Punts-Avg. | Fum.-Lost | Pen. Yds. |
|-------------------|-------|-------------|-----------------|-------------|-----------------------|---------------|------------|-----------|-----------|
| Illinois State | 0 | 12 | 33-56 | 133 | 14-29-1 | 189 | 8-41.1 | 3-2 | 3-28 |
| at Iowa | 40 | 23 | 4-241 | 251 | 21-31-0 | 492 | 5-39.2 | 1-0 | 7-50 |
| Iowa State | 20 | 15 | 28-89 | 272 | 23-36-1 | 361 | 9-42.7 | 0-0 | 7-36 |
| at Iowa | 19 | 16 | 38-204 | 99 | 13-29-2 | 303 | 9-40.3 | 0-0 | 3-35 |
| Troy | 21 | 10 | 21-24 | 229 | 16-26-1 | 253 | 8-40.1 | 2-0 | 6-39 |
| at Iowa | 38 | 25 | 45-284 | 178 | 20-24-0 | 462 | 4-49.2 | 1-0 | 0-0 |
| Iowa | 31 | 19 | 45-272 | 62 | 11-19-0 | 334 | 5-49.6 | 0-0 | 1-10 |
| at Minnesota | 14 | 15 | 21-79 | 209 | 22-37-2 | 288 | 7-41.4 | 0-0 | 5-35 |
| Iowa | 7 | 10 | 27-116 | 98 | 15-21-1 | 226 | 5-43.8 | 4-2 | 1-5 |
| at Ohio State | 35 | 21 | 40-203 | 209 | 21-25-1 | 412 | 2-38.5 | 2-1 | 1-10 |
| Washington | 16 | 23 | 30-127 | 266 | 34-50-1 | 393 | 2-58.0 | 2-1 | 6-54 |
| at Iowa | 40 | 20 | 37-220 | 108 | 8-14-0 | 328 | 1-43.0 | 0-0 | 4-55 |
| Iowa | 20 | 12 | 23-133 | 150 | 11-23-1 | 283 | 4-46.0 | 0-0 | 3-30 |
| at Michigan State | 32 | 27 | 40-212 | 256 | 22-30-1 | 468 | 0-0.00 | 0-0 | 7-55 |
| Northwestern | 14 | 11 | 24-43 | 120 | 15-25-2 | 163 | 8-46.4 | 1-1 | 5-45 |
| at Iowa | 40 | 14 | 39-203 | 152 | 16-27-1 | 355 | 8-44.8 | 0-0 | 3-45 |
| Wisconsin | 10 | 16 | 28-124 | 137 | 15-29-2 | 261 | 6-43.0 | 1-0 | 8-55 |
| at Iowa | 42 | 22 | 54-329 | 93 | 7-10-0 | 422 | 3-53.3 | 0-0 | 7-47 |
| Iowa | 17 | 13 | 31-80 | 185 | 9-15-2 | 265 | 3-39.0 | 1-1 | 2-20 |
| at UCLA | 20 | 23 | 39-211 | 204 | 21-34-2 | 415 | 1-55.0 | 1-1 | 9-84 |
| Iowa | 29 | 20 | 58-268 | 76 | 10-14-0 | 344 | 3-44.0 | 1-1 | 4-30 |
| at Maryland | 13 | 14 | 26-98 | 129 | 17-31-2 | 227 | 7-42.0 | 0-0 | 7-60 |

SPECIALTY STATISTICS

ON THE AVERAGE

| DOWN | PLAYS | YARDS | AVG. |
|-------------|-------|-------|------|
| First Down | 294 | 1912 | 6.5 |
| Second Down | 213 | 1135 | 5.3 |
| Third Down | 145 | 807 | 5.6 |
| Fourth Down | 5 | 5 | 1.0 |

IOWA BY QUARTERS

| QUARTER | IOWA | OPPONENTS |
|---------|------|-----------|
| First | 40 | 16 |
| Second | 65 | 70 |
| Third | 115 | 55 |
| Fourth | 103 | 56 |
| OT | - | - |

POINTS OFF TURNOVERS

| | T/O GAINED | PTS. SCORED |
|----------|------------|-------------|
| IOWA | 24 | 54 |
| Opponent | 12 | 51 |

INDIVIDUAL

| | |
|-----------------------|---|
| Points | 18, Kaleb Johnson, 4X, last vs. Wisconsin, 11/2/24 |
| Rushing Attempts | 35, Kaleb Johnson at Maryland, 11/23/24 |
| Yards Rushing | 206, Kaleb Johnson at Minnesota, 9/21/24 |
| Pass Attempts | 31 (21 comp.), Cade McNamara vs. Illinois State, 8/31/24 |
| Pass Completions | 21 (31 att.), Cade McNamara vs. Illinois State, 8/31/24 |
| Yards Passing | 251 (21-of-31), Cade McNamara vs. Illinois State, 8/31/24 |
| Receptions | 6, 2x, last by Jacob Gill at UCLA, 11/8/24 |
| Yards Receiving | 138, Jacob Gill at UCLA, 11/8/24 |
| Yards Total Offense | 262, Cade McNamara vs. Illinois State, 8/31/24 |
| All-Purpose Yards | 205, Kaleb Johnson at. Minnesota, 9/21/24 |
| Yards Punt Returns | 111, Kaden Wetjen vs. Northwestern, 10/26/24 |
| Yards Kickoff Returns | 145, Kaden Wetjen at Michigan State, 10/19/24 |
| Field Goals Made | 5, Drew Stevens at Maryland, 11/23/24 |
| Extra Points | 6, Drew Stevens vs. Wisconsin, 11/2/24 |
| Interceptions | 1, 16X, last by Jay Higgins at Maryland, 11/23/24 |
| Tackles | 14, 3X, last by Jay Higgins at Michigan State, 10/19/24 |
| Sacks | 3.0, Aaron Graves vs. Illinois State, 8/31/24 |
| TFLs | 3.0, Aaron Graves vs. Illinois State, 8/31/24 |

TEAM OFFENSE (IOWA HIGHS)

| | |
|---------------------|--|
| Points | 42 vs. Wisconsin, 11/2/24 |
| Rushing Attempts | 58 at Maryland, 11/23/24 |
| Net Yards Rushing | 329 vs. Wisconsin, 11/2/24 |
| Pass Attempts | 31 (21 comp.) vs. Illinois State, 8/31/24 |
| Pass Completions | 21 (31 att.) vs. Illinois State, 8/31/24 |
| Yards Passing | 251 (21-of-31) vs. Illinois State, 8/31/24 |
| Yards Total Offense | 492 vs. Illinois State, 8/31/24 |
| Total Plays | 80 vs. Washington, 10/12/24 |
| First Downs | 25 vs. Troy, 9/14/24 |

TEAM DEFENSE (OPPONENT LOWS)

| | |
|---------------------|---|
| Points | 0 vs. Illinois State, 8/31/24 |
| Rushing Attempts | 21, 2X, last vs. Minnesota, 9/21/24 |
| Net Yards Rushing | 24 vs. Troy, 9/14/24 |
| Pass Attempts | 27 (15 comp.) vs. Northwestern, 10/26/24 |
| Pass Completions | 14 (29 att.) vs. Illinois State, 8/31/24 |
| Yards Passing | 120 (15-of-27) vs. Northwestern, 10/26/24 |
| Yards Total Offense | 163 vs. Northwestern, 10/26/24 |
| Total Plays | 47 vs. Troy, 9/14/24 |
| First Downs | 10 vs. Troy, 9/14/24 |

LONGEST PLAYS

| | | |
|---------------------|-------------------------|---|
| Run | 75 (TD) | Kaleb Johnson at Michigan State, 10/19/24 |
| Reception | 59 | Jacob Gill at UCLA, 11/8/24 |
| Field Goal | 51 | Drew Stevens vs. Washington, 10/12/24 |
| Interception Return | 28 (TD) | Jermari Harris vs. Troy, 9/14/24 |
| Fumble Return | -- | -- |
| Punt Return | 85 (TD) | Kaden Wetjen vs. Northwestern, 10/26/24 |
| Kickoff Return | 39 | Kaden Wetjen at Michigan State, 10/19/24 |
| Scoring drive | 86 (10 plays, 5:34, TD) | vs. Wisconsin, 11/2/24 |
| Non-scoring drive | 65 (12 plays, 6:18) | at Maryland, 11/23/24 |

CAREER 300-YARD PERFORMANCES

PASSING

CADE MCNAMARA (1)

| Date | Opponent | C-A | Yds. | TD | INT |
|-----------|-------------------|-------|------|----|-----|
| *10/30/21 | at Michigan State | 28-44 | 383 | 2 | 1 |

*at Michigan

CAREER 100-YARD PERFORMANCES

RUSHING

KALEB JOHNSON (12)

| Date | Opponent | Att. | Yds. | TD |
|----------|----------------|------|------|----|
| 9/17/22 | Nevada | 7 | 103 | 2 |
| 11/5/22 | at Purdue | 22 | 200 | 1 |
| 11/25/22 | Nebraska | 16 | 109 | 1 |
| 10/7/23 | Purdue | 17 | 134 | 1 |
| 8/31/24 | Illinois State | 11 | 119 | 2 |
| 9/7/24 | Iowa State | 25 | 187 | 2 |
| 9/14/24 | Troy | 25 | 178 | 2 |
| 9/21/24 | Minnesota | 25 | 206 | 3 |
| 10/12/24 | Washington | 21 | 166 | 2 |
| 10/26/24 | Northwestern | 14 | 109 | 3 |
| 11/2/24 | Wisconsin | 24 | 135 | 3 |
| 11/23/24 | Maryland | 35 | 164 | 1 |

KAMARI MOULTON (1)

| Date | Opponent | Att. | Yds. | TD |
|----------|----------|------|------|----|
| 11/23/24 | Maryland | 12 | 114 | 1 |

RECEIVING

SETH ANDERSON (1)

| Date | Opponent | Rec. | Yds. | TD |
|---------|------------------|------|------|----|
| *9/3/22 | Western Carolina | 8 | 131 | 2 |

*at Charleston Southern

JACOB GILL (1)

| Date | Opponent | Rec. | Yds. | TD |
|---------|----------|------|------|----|
| 11/8/24 | UCLA | 6 | 138 | 0 |

CAREER DOUBLE-DIGIT TACKLE GAMES

| Name | 2020 | 2021 | 2022 | 2023 | 2024 | TOTAL |
|----------------|------|------|------|------|------|-------|
| Nick Jackson | *7 | *7 | *6 | 3 | 3 | 26 |
| Jay Higgins | -- | -- | 1 | 10 | 5 | 16 |
| Xavier Nwankpa | -- | -- | -- | -- | -- | 1 |

*at Virginia

CAREER SACKS

| Name | 2019 | 2020 | 2021 | 2022 | 2023 | 2024 | TOTAL |
|-----------------------|------|------|------|------|------|------|-------|
| Nick Jackson | *0.5 | *2.5 | *2.5 | *5 | 4 | 2.5 | 17.0 |
| Deontae Craig | -- | -- | 1.5 | 6.5 | 3 | 1 | 12.0 |
| Aaron Graves | -- | -- | -- | 2.5 | 2.5 | 5 | 10.0 |
| Max Llewellyn | -- | -- | -- | -- | 2.5 | 4.5 | 7.0 |
| Yahya Black | -- | -- | -- | 1 | 4.5 | 1 | 6.5 |
| Ethan Hurkett | -- | -- | -- | 1 | -- | 4.5 | 5.5 |
| Jay Higgins | -- | -- | -- | 0.5 | 2 | 1 | 3.5 |
| Brian Allen | -- | -- | -- | -- | -- | 3 | 3.0 |
| Sebastian Castro | -- | -- | -- | 1 | 1 | -- | 2.0 |
| Kyler Fisher | -- | -- | -- | -- | 1 | -- | 1.0 |
| Xavier Nwankpa | -- | -- | -- | -- | 1 | -- | 1.0 |
| Kenneth Merrieweather | -- | -- | -- | -- | -- | 0.5 | 0.5 |

*at Virginia

CAREER TACKLES FOR LOSS

| Name | 2019 | 2020 | 2021 | 2022 | 2023 | 2024 | TOTAL |
|-----------------------|------|------|------|------|------|------|-------|
| Nick Jackson | *1 | *6 | *6 | *7 | 8 | 5.0 | 33.0 |
| Deontae Craig | -- | -- | 3 | 10 | 5 | 1.5 | 19.5 |
| Aaron Graves | -- | -- | -- | 6 | 4.5 | 6 | 16.5 |
| Ethan Hurkett | -- | -- | 0.5 | 2 | 6 | 8.5 | 17.0 |
| Sebastian Castro | -- | -- | -- | 3 | 8 | 3 | 14.0 |
| Yahya Black | -- | 0.5 | -- | 1.5 | 5.0 | 5 | 12.0 |
| Max Llewellyn | -- | -- | -- | 0.5 | 2.5 | 7 | 10.0 |
| Jay Higgins | -- | -- | -- | 1.5 | 5.0 | 1.5 | 8.0 |
| Kyler Fisher | -- | -- | -- | -- | 3.5 | 2.0 | 5.5 |
| Brian Allen | -- | -- | -- | -- | -- | 4.5 | 4.5 |
| Jermari Harris | -- | -- | 1.5 | -- | 1 | 1 | 3.5 |
| Quinn Schulte | -- | -- | -- | 0.5 | 2.5 | -- | 3.0 |
| Jeremiah Pittman | -- | -- | -- | 1 | -- | 2 | 3.0 |
| Xavier Nwankpa | -- | -- | -- | -- | 2 | -- | 2.0 |
| Karson Sharar | -- | -- | -- | -- | 0.5 | 1 | 1.5 |
| Dashaun Lee | -- | -- | -- | -- | -- | 1 | 1.0 |
| Jaxon Rexroth | -- | -- | -- | -- | -- | 1 | 1.0 |
| Kenneth Merrieweather | -- | -- | -- | -- | -- | 0.5 | 0.5 |

*at Virginia

CAREER INTERCEPTIONS

| Name | 2020 | 2021 | 2022 | 2023 | 2024 | TOTAL |
|------------------|------|------|------|------|------|-------|
| Jermari Harris | 4 | -- | 1 | -- | 3 | 8 |
| Quinn Schulte | -- | 1 | 1 | 1 | 3 | 6 |
| Jay Higgins | -- | -- | -- | 1 | 4 | 5 |
| Sebastian Castro | -- | -- | -- | 3 | 1 | 4 |
| Xavier Nwankpa | -- | -- | 1 | 1 | -- | 2 |
| Koen Entringer | -- | -- | -- | -- | 1 | 1 |
| TJ Hall | -- | -- | -- | -- | 1 | 1 |
| Ethan Hurkett | -- | -- | -- | 1 | -- | 1 |
| Nick Jackson | -- | -- | -- | -- | 1 | 1 |
| Dashaun Lee | -- | -- | -- | -- | 1 | 1 |
| Zach Lutmer | -- | -- | -- | -- | 1 | 1 |

IOWA HAD...

RUSHING

30 attempts _____ 35, Kaleb Johnson at Maryland, 11/23/24
 20 attempts _____ 35, Kaleb Johnson at Maryland, 11/23/24
 100 yards _____ 164, Kaleb Johnson at Maryland, 11/23/24
 200 yards _____ 206, Kaleb Johnson vs. Minnesota, 9/21/24
 Team 400 yards _____ 408 vs. Tulsa, 9/13/97
 3 TDs _____ Kaleb Johnson vs. Wisconsin, 10/1/24
 4 TDs _____ Akrum Wadley at Northwestern, 10/17/15
 50+ yard rush _____ 68, Kamari Moulton at Maryland, 11/23/24
 75+ yard rush _____ 75, Kaleb Johnson at Michigan State, 10/19/24
 2 100-yard performances _____ 164, Kaleb Johnson at Maryland, 11/23/24
 (same game) _____ 114, Kamari Moulton at Maryland, 11/23/24
 Four consecutive 100-yard games _____ Kaleb Johnson, 2024 (ILST, ISU, TROY, MINN)

PASSING

30-39 attempts _____ 31, Cade McNamara vs. Illinois State, 8/31/24
 40-49 attempts _____ 43, Nate Stanley vs. Penn State, 10/12/19
 50 attempts _____ 56, Jake Rudock at Maryland, 10/18/14
 30-39 completions _____ 32, Jake Rudock at Maryland, 10/18/14
 300 yards _____ 308, Nate Stanley vs. Illinois, 11/23/19
 400 yards _____ 426, Scott Mullen vs. Indiana, 10/23/99
 Team 400 yards _____ 426 vs. Indiana, 10/23/99
 75+ yard completion _____ 75, Nate Stanley at Wisconsin, 11/9/19
 3 TDs _____ Cade McNamara vs. Illinois State, 8/31/24
 4 TDs _____ Nate Stanley (6) at Indiana, 10/13/18
 5 TDs _____ Nate Stanley (6) at Indiana, 10/13/18
 6 TDs _____ Nate Stanley at Indiana, 10/13/18
 4 interceptions _____ Spencer Petras vs. Purdue, 10/16/21
 5 interceptions _____ Ricky Stanzl vs. Indiana, 10/31/09

RECEIVING

10+ receptions _____ 13, Kevin Kasper at Ohio State, 10/30/99
 150 yards _____ 151, Marvin McNutt at Purdue, 11/19/11
 200 yards _____ 233, Deven Harberts at Indiana, 10/29/88
 75+ yard reception _____ 75, Tyrone Tracy, Jr., at Wisconsin, 11/9/19
 2 100-yard performances _____ 4-107-2 TD, T.J. Hockenson at Indiana, 10/13/18
 (same game) _____ 4-101-TD, Noah Fant at Indiana, 10/13/18
 3 TDs _____ Marvin McNutt vs. Indiana, 10/22/11
 4 TDs _____ Ed Hinkel vs. Minnesota, 11/19/05
 10 or more receivers catch a pass _____ 10 vs. Troy, 9/14/24

DEFENSIVE

15+ tackles _____ 16, Jay Higgins vs. Tennessee, 1/1/24
 3.0+ sacks _____ 3.0, Aaron Graves vs. Illinois State, 8/31/24
 3.0+ TFL _____ 3.0, Aaron Graves at Maryland, 11/23/24
 4.0+ TFL _____ 4.0, Joe Evans vs. Tennessee, 1/1/24
 3+ players with 10+ tackles _____ Higgins (14), Jackson (11), Nwankpa (10) vs. Washington, 10/12/24
 Had 6+ sacks _____ 6 vs. Tennessee, 1/1/24
 Had 12+ TFL _____ 12 vs. Purdue, 10/7/23
 Intercepted 5+ passes _____ 6 at Maryland, 10/1/21
 Forced 6+ turnovers _____ 7 (6 INT, 1 Fumble), at Maryland, 10/1/21
 Held under 75 yards rushing _____ 43 yards, vs. Northwestern, 10/26/24
 Held under 100 yards passing _____ 93, vs. Rutgers, 11/11/23
 Under 200 yards total offense _____ 163 yards vs. Northwestern, 10/26/24
 Safety scored _____ Max Llewellyn, sack vs. Northwestern, 10/26/24
 Forced 2+ safeties _____ vs. South Dakota State, 9/3/22

FIELD GOALS

50 yards _____ 54, Drew Stevens at Maryland, 11/23/24
 Made multiple from 50 yards _____ 54 and 50, Drew Stevens at Maryland, 11/23/24
 4 FG made _____ Drew Stevens at Maryland (5), 11/23/24
 5 FG made _____ Drew Stevens at Maryland, 11/23/24

TOUCHDOWN RETURNS (Yardage)

Kickoff _____ 100 yards, Charlie Jones vs. Illinois, 11/20/21
 Game-opening kickoff _____ 100 yards, C.J. Jones vs. USC, 1/2/03
 Punt _____ 85 yards on PR, Kaden Wetjen vs. Northwestern, 10/26/24
 Punt (after block) _____ Paki O'Meara vs. Eastern Illinois, 9/4/10
 Two Punts _____ 83 yards, 63 yards, Kevonte Martin-Manley, vs. Western Michigan, 9/21/13
 Interception _____ 28 yards, Jermari Harris vs. Troy, 9/14/21
 2 Interceptions returned for TD (Ind.) _____ 30, 55 yards, Riley Moss vs. Indiana (9/4/21)
 2 interceptions returned for TD (team) _____
 _____ Xavier Nwankpa (52), Cooper DeJean (14) vs. Kentucky, 12/31/22
 Fumble _____ 11, Joe Evans at Ohio State, 10/22/22
 Blocked Field Goal _____ Logan Lee vs. Minnesota, 11/13/21
 Blocked PAT _____ 99 yards, D.J. Johnson at Penn State, 9/28/02

TEAM

Shut out opponent at Kinnick Stadium _____ 40-0, vs. Illinois State, 8/31/24
 Shut out opponent on the road _____ 21-0, vs. Kentucky, 12/31/22
 Shut out back-to-back opponents _____ 1953, Purdue (26-0) & Minnesota (27-0)
 Won in overtime _____ 44-41 (OT), at Iowa State, 9/9/17
 Blocked a punt _____ Yahya Black at Northwestern, 11/4/23
 Blocked two punts _____ Lukas Van Ness vs. Iowa State, 9/10/22
 Punt blocked and returned for TD _____ Henry Marchese (block), Kyler Fisher (TD), at Nebraska, 11/26/21
 Blocked a field goal _____ Yahya Black vs. Washington, 10/12/24
 Blocked a PAT _____ D.J. Johnson at Penn State, 9/28/02
 Did not punt _____ vs. Akron, 8/31/02
 Recovered an onside kick _____ 4th quarter vs. Utah State, 9/2/23
 Scored a safety: _____ 2nd quarter vs. Northwestern, 10/26/24
 Scored a 2-point conversion _____ All from McNamara vs. Western Michigan, 9/16/23
 Game-winning field goal _____ Marshall Meeder, 38 yards (0:00), at Nebraska, 11/24/23
 Did not commit a penalty _____ vs. Troy, 9/14/24
 Did not score an offensive TD and won _____ vs. South Dakota State, 9/3/22
 Scored 50 points _____ 51, at Maryland, 10/1/21
 Scored 60 points _____ 63, at Illinois, 10/17/18
 600 yards of total offense _____ 644, vs. Middle Tennessee State, 9/28/19
 Scored on first play of game _____ Amani Hooker (30-yd. INT return), vs. Ohio State, 11/4/17
 Scored 3 or more non-offensive TDs _____ (2 punts, 2 INTs), vs. Western Michigan, 9/21/13
 Rallied from 20+ points to win _____ Pittsburgh (down 21, won 31-27)

AN OPPONENT HAD...

RUSHING

30+ attempts _____ 39, Mohamed Ibrahim at Minnesota, 11/19/22
 200 yards _____ 39-263, Mohamed Ibrahim at Minnesota, 11/19/22
 Team 400+ yards _____ 433, at Indiana, 9/30/00
 3 TDs _____ Nico Iamaleava vs. Tennessee, 1/1/24
 2 100-yard performances _____ 149, Carlos Hyde at Ohio State, 10/19/13
 (same game) _____ 102, Braxton Miller at Ohio State, 10/19/13

PASSING

40-49 attempts _____ 47, John Paddock vs. Illinois, 11/18/23
 50 attempts _____ 50, Aidan O'Connell at Purdue, 10/24/20
 30-39 completions _____ 32, Cooper Legas vs. Utah State, 9/2/23
 300 yards _____ 300, Evan Simon at Rutgers, 9/24/22
 Team 400 yards _____ 458, at Purdue, 10/15/16
 4 TDs _____ Will Howard at Ohio State, 10/5/24

RECEIVING

10+ receptions _____ 12, Terrell Vaughn vs. Utah State, 9/2/23
 200+ yards _____ 240, David Bell vs. Purdue, 10/16/21
 175-199 yards _____ 197, David Bell vs. Purdue, 10/19/19
 150-174 yards _____ 165, Trey Palmer vs. Nebraska, 11/25/22
 2 TDs _____ Tai Felton, at Maryland, 11/23/24
 3 TDs _____ Emeka Egbuka at Ohio State, 10/5/24
 2 100-yard performances _____ 112, Nicka Marsh at Michigan State, 10/19/24
 (same game) _____ 100, Montorie Foster Jr., at Michigan State, 10/19/24
 10 or more receivers catch a pass _____ 10 vs. Washington, 10/12/24

DEFENSIVE

3+ players with 10+ tackles _____
 _____ Brown, Baranowski, Lindenberg, vs. Minnesota, 9/21/24
 Had 6+ sacks _____ 6 vs. Wisconsin, 11/12/22
 Intercepted 5+ passes _____ 5 vs. Indiana, 10/31/09
 Forced 6+ turnovers _____ 6 (3 INT, 3 Fumbles) at Ohio State, 10/22/22
 Held Iowa under 75 yards rushing _____ 35-24 yards vs. Michigan, 12/2/23
 Held Iowa under 100 yards passing _____ 76 at Maryland, 11/23/24
 Held Iowa under 200 yards total offense _____ 173 yards vs. Tennessee, 1/1/24
 Safety scored _____ Shareef Miller (TFL) against Akrum Wadley vs. Penn State, 9/23/17

FIELD GOALS

50+ yards _____ 55, Jonathan Kim at Michigan State, 10/19/24
 4 FG made _____ Jonathan Kim (6) at Michigan State, 10/19/24
 3 FG made _____ Jonathan Kim (6) at Michigan State, 10/19/24

TOUCHDOWN RETURNS

Kickoff _____ 100 yards, Will Likely vs. Maryland, 10/31/15
 Punt _____ 72 yards, Drew Wagner vs. Northwestern, 10/26/24
 Punt (after block) _____ 6 yards, Tremaine McCollum vs. Florida, 1/2/06
 Interception _____ Theran Johnson (85 yards) vs. Northwestern, 10/26/24
 Fumble _____ Cal Haladay (42 yards), vs. Michigan State, 9/30/23
 Blocked PAT _____ Jason Simmons (85 yards), at Ohio State, 11/2/91

TEAM

Shut out Iowa at Kinnick Stadium _____ 31-0 vs. Wisconsin, 10/24/98
 Shut out Iowa on the road _____ 31-0 at Penn State, 9/23/23
 Shut out Iowa at a neutral site _____ 35-0 vs. Tennessee, 1/1/24
 Won in overtime _____ at Northwestern, 10/21/17
 Blocked a punt _____ Ike Larsen vs. Utah State, 9/2/23
 Punt blocked and returned for TD _____ Ryan Lewis (block), Pat Amara, Jr., (TD), vs. Pittsburgh, 9/19/15
 Blocked a field goal _____ Nash Hutmacher, at Nebraska, 11/24/23
 Blocked a PAT _____ vs. Illinois, 11/18/23
 Did not punt _____ at Michigan State, 10/19/24
 Recovered an onside kick _____ at Ohio State, 10/19/13
 Scored a safety _____ Shareef Miller (TFL) vs. Penn State, 9/23/17
 Scored a 2-point conversion _____ R. Faison from C. Legas vs. Utah State, 9/2/23
 Game-winning field goal _____ Kyle Konrardy, 54 yards (0:28), vs. Iowa State, 9/7/24
 Did not commit a penalty _____ at Minnesota, 11/19/22
 Did not score an offensive TD and won _____ vs. Minnesota, 10/21/23
 Scored 50 points _____ 54 at Ohio State, 10/22/22
 Scored 60 points _____ 61 at Penn State, 9/17/94
 600 yards of total offense _____ 604 at Wisconsin, 11/13/99
 Scored on first play of game _____ Christian McCaffery (75 rush) vs. Stanford, 1/1/16

2024 IOWA FOOTBALL / STARTERS

| OFFENSE | LT | LG | C | RG | RT | QB | RB | TE | WR | WR | TE/WR/RB |
|----------------------|-----------|-----------|-----------|-----------|-----------|-----------|-----------|-----------|------------|-----------|----------------|
| Illinois State | Richman | Stephens | Jones | Colby | Dunker | McNamara | Moulton | Lachey | Vander Zee | Gill | Large |
| Iowa State | Richman | Stephens | Jones | Colby | Dunker | McNamara | Johnson | Lachey | Vander Zee | Gill | Ostrenga |
| Troy | Richman | Stephens | Jones | Colby | Dunker | McNamara | Johnson | Lachey | Vander Zee | Gill | Washington Jr. |
| at Minnesota | Richman | Stephens | Jones | Colby | Dunker | McNamara | Johnson | Lachey | Vander Zee | Gill | Ostrenga |
| at Ohio State | Richman | Stephens | Jones | Colby | Dunker | McNamara | Johnson | Lachey | Vander Zee | Gill | Large |
| Washington | Richman | Stephens | Jones | Colby | Dunker | McNamara | Johnson | Lachey | Vander Zee | Gill | Ortwerth |
| at Michigan State | Richman | Elsbury | Jones | Colby | Dunker | McNamara | Johnson | Lachey | Vander Zee | Gill | Anderson |
| Northwestern | Richman | Elsbury | Jones | Colby | Dunker | McNamara | Johnson | Lachey | Vander Zee | Gill | Ortwerth |
| Wisconsin | Richman | Stephens | Jones | Colby | Dunker | Sullivan | Johnson | Ortwerth | Buie | Gill | Pascuzzi |
| at UCLA | Richman | Stephens | Jones | Colby | Dunker | Sullivan | Johnson | Ortwerth | Buie | Gill | Anderson |
| at Maryland | Richman | Stephens | Jones | Colby | DeJong | Stratton | Johnson | Lachey | Buie | Gill | Ostrenga |
| Nebraska | | | | | | | | | | | |
| CONS. STARTS | 41 | 3 | 13 | 20 | 1 | 1 | 10 | 1 | 3 | 11 | 1 |
| CAREER STARTS | 50 | 19 | 37 | 47 | 24 | 1 | 21 | 22 | 3 | 13 | 9 |
| | | | | | | | | | | | |
| DEFENSE | DE | DT | DT | DE | WLB | MLB | LEO/CASH | CB | CB | SS | FS |
| Illinois State | Craig | Graves | Black | Hurkett | Jackson | Higgins | Castro | Hall | Harris | Nwankpa | Schulte |
| Iowa State | Craig | Graves | Black | Hurkett | Jackson | Higgins | Fisher | Hall | Harris | Castro | Schulte |
| Troy | Craig | Graves | Black | Hurkett | Jackson | Higgins | Castro | Hall | Harris | Nwankpa | Schulte |
| at Minnesota | Craig | Graves | Black | Hurkett | Jackson | Higgins | Castro | Lee | Harris | Nwankpa | Schulte |
| at Ohio State | Craig | Graves | Black | Hurkett | Jackson | Higgins | Fisher | Lee | Harris | Castro | Schulte |
| Washington | Craig | Graves | Black | Hurkett | Jackson | Higgins | Castro | Lee | Harris | Nwankpa | Schulte |
| at Michigan State | Craig | Graves | Black | Hurkett | Jackson | Higgins | Entringer | Hall | Harris | Nwankpa | Schulte |
| Northwestern | Craig | Graves | Black | Hurkett | Jackson | Higgins | Castro | Lee | Harris | Nwankpa | Schulte |
| Wisconsin | Craig | Graves | Black | Hurkett | Jackson | Higgins | Castro | Lee | Harris | Nwankpa | Schulte |
| at UCLA | Craig | Graves | Black | Hurkett | Jackson | Higgins | Castro | Lee | Harris | Nwankpa | Schulte |
| at Maryland | Craig | Graves | Black | Hurkett | Jackson | Higgins | Castro | Lee | Hall | Nwankpa | Schulte |
| Nebraska | | | | | | | | | | | |
| CONS. STARTS | 25 | 11 | 25 | 11 | 25 | 25 | 4 | 4 | 1 | 6 | 38 |
| CAREER STARTS | 25 | 11 | 25 | 11 | 71 | 27 | 27 | 13 | 5 | 23 | 38 |

STARTS BY POSITION

QUARTERBACKS

| Name | Career | '24 | '23 | '22 | '21 | '20 |
|------------------|--------|-----|-----|-----|-----|-----|
| Cade McNamara | 29 | 8 | 5 | 1 | 14 | 1 |
| Jackson Stratton | 1 | 1 | - | - | - | - |
| Brendan Sullivan | 10 | 2 | 4 | 4 | - | - |

RUNNING BACKS

| Name | Career | '24 | '23 | '22 | '21 | '20 |
|------------------|--------|-----|-----|-----|-----|-----|
| Kaleb Johnson | 21 | 10 | 5 | 6 | - | - |
| Kamari Moulton | 1 | 1 | -- | -- | -- | -- |
| Jaziun Patterson | 1 | - | 1 | - | - | - |

FULLBACKS

| Name | Career | '24 | '23 | '22 | '21 | '20 |
|--------------|--------|-----|-----|-----|-----|-----|
| Hayden Large | 4 | 2 | 2 | - | - | - |
| Eli Miller | 1 | - | - | 1 | - | - |

RECEIVERS

| Name | Career | '24 | '23 | '22 | '21 | '20 |
|------------------------|--------|-----|-----|-----|-----|-----|
| Seth Anderson | 19 | 2 | 8 | 9 | 0 | - |
| Jarriett Buie | 3 | 3 | -- | -- | -- | -- |
| Jacob Gill | 13 | 11 | -- | 2 | -- | -- |
| Reece Vander Zee | 8 | 8 | -- | -- | -- | -- |
| Terrell Washington Jr. | 1 | 1 | -- | -- | -- | -- |
| Alec Wick | 2 | - | - | 2 | - | - |

TIGHT ENDS

| Name | Career | '24 | '23 | '22 | '21 | '20 |
|------------------|--------|-----|-----|-----|-----|-----|
| Luke Lachey | 22 | 9 | 3 | 10 | - | - |
| Zach Ortwerth | 5 | 4 | 1 | - | - | - |
| Addison Ostrenga | 9 | 3 | 6 | - | - | - |
| Johnny Pascuzzi | 4 | 1 | 3 | - | - | - |

OFFENSIVE LINE

| Name | Career | '24 | '23 | '22 | '21 | '20 |
|-----------------|--------|-----|-----|-----|-----|-----|
| Connor Colby | 46 | 11 | 12 | 13 | 11 | - |
| Nick DeJong | 24 | 1 | 6 | 8 | 11 | - |
| Gennings Dunker | 24 | 10 | 13 | 1 | - | - |
| Tyler Elsbury | 5 | 2 | 1 | 2 | - | - |
| Logan Jones | 37 | 11 | 13 | 13 | - | - |
| Mason Richman | 50 | 11 | 14 | 13 | 12 | - |
| Beau Stephens | 19 | 9 | - | 10 | - | - |

DEFENSIVE END

| Name | Career | '24 | '23 | '22 | '21 | '20 |
|---------------|--------|-----|-----|-----|-----|-----|
| Deontae Craig | 25 | 11 | 14 | - | - | - |
| Ethan Hurkett | 11 | 11 | - | - | - | - |

DEFENSIVE LINE

| Name | Career | '24 | '23 | '22 | '21 | '20 |
|--------------|--------|-----|-----|-----|-----|-----|
| Yahya Black | 25 | 11 | 14 | - | - | - |
| Aaron Graves | 11 | 11 | - | - | - | - |

LINEBACKERS

| Name | Career | '24 | '23 | '22 | '21 | '20 | '19 |
|------------------|--------|-----|-----|-----|-----|-----|-----|
| Sebastian Castro | 27 | 8 | 11 | 8 | - | - | - |
| Kyler Fisher | 5 | 2 | 3 | - | - | - | - |
| Jay Higgins | 27 | 11 | 14 | 2 | - | - | - |
| Nick Jackson | 71 | 11 | 14 | 9 | 12 | 10 | 2 |

DEFENSIVE BACKS

| Name | Career | '24 | '23 | '22 | '21 | '20 |
|------------------|--------|-----|-----|-----|-----|-----|
| Sebastian Castro | 4 | 2 | 2 | - | - | - |
| TJ Hall | 5 | 5 | - | - | - | - |
| Jermari Harris | 28 | 10 | 12 | - | 6 | 0 |
| Deshaun Lee | 13 | 7 | 6 | - | - | - |
| Xavier Nwankpa | 21 | 7 | 13 | 1 | - | - |
| Quinn Schulte | 37 | 10 | 14 | 13 | - | - |

2024 IOWA FOOTBALL | IOWA SCORING DRIVES

| Opponent | Plays | Yards | T.O.P. | Result | Qtr. | Play |
|--------------------|-------|-------|--------|--------|------|----------------------------------|
| Illinois State (7) | 4 | 6 | 1:31 | FG | 1 | Stevens, 41-yarder |
| | 10 | 49 | 2:48 | FG | 2 | Stevens, 28-yarder |
| | 7 | 75 | 3:28 | TD | 3 | McNamara to Vander Zee, 7 yards |
| | 5 | 66 | 2:27 | TD | 3 | McNamara to Gill, 31 yards |
| | 4 | 61 | 1:39 | TD | 4 | McNamara to Vander Zee, 19 yards |
| | 4 | 77 | 2:04 | TD | 4 | Johnson, 64-yard rush |
| | 5 | 34 | 3:11 | TD | 4 | Johnson, 18-yard rush |

Iowa Avg. Drive 5.5 52.5 2:39

| | | | | | | |
|----------------|----|----|------|----|---|-----------------------|
| Iowa State (4) | 2 | 43 | 0:45 | TD | 1 | Johnson, 27-yard rush |
| | 7 | 7 | 2:13 | FG | 2 | Stevens, 23-yarder |
| | 10 | 77 | 1:46 | FG | 2 | Stevens, 21-yarder |
| | 7 | 79 | 3:55 | TD | 3 | Johnson, 3-yard rush |

Iowa Avg. Drive 6.5 51.5 2:09

| | | | | | | |
|----------|---|----|------|----|---|-------------------------------|
| Troy (5) | 7 | 56 | 2:51 | TD | 2 | Johnson, 4-yard rush |
| | 6 | 51 | 2:44 | FG | 2 | Stevens 42-yarder |
| | 8 | 70 | 4:30 | TD | 3 | Sullivan to Ostrenga, 2 yards |
| | 8 | 75 | 3:53 | TD | 4 | Johnson, 33-yard rush |
| | 6 | 71 | 3:15 | TD | 4 | Patterson, 39-yard rush |

Iowa Avg. Drive 7 64.6 3:26

| | | | | | | |
|---------------|---|----|------|----|---|-----------------------|
| Minnesota (5) | 5 | 38 | 2:05 | TD | 1 | Johnson, 1-yard rush |
| | 5 | 67 | 1:59 | TD | 3 | Johnson, 15-yard rush |
| | 6 | 73 | 2:58 | TD | 3 | Johnson, 40-yard rush |
| | 9 | 34 | 3:59 | FG | 3 | Steven, 46-yarder |
| | 6 | 52 | 3:40 | TD | 4 | Sullivan, 1-yard rush |

Iowa Avg. Drive 6 52.8 2:56

| | | | | | | |
|----------------|---|----|------|----|---|-----------------------|
| Ohio State (1) | | | | | | |
| | 5 | 75 | 2:51 | TD | 4 | Johnson, 28-yard rush |

Iowa Avg. Drive 5 75 2:51

| | | | | | | |
|----------------|---|----|------|----|---|-------------------------------|
| Washington (8) | 9 | 80 | 4:24 | TD | 1 | Johnson, 6-yard rush |
| | 4 | 0 | 1:27 | FG | 2 | Stevens, 37-yarder |
| | 5 | 35 | 1:40 | TD | 2 | McNamara to Johnson, 18 yards |
| | 4 | 53 | 0:24 | FG | 2 | Stevens, 46-yarder |
| | 9 | 47 | 4:21 | FG | 3 | Stevens, 25-yarder |
| | 8 | 61 | 4:29 | TD | 4 | Johnson, 8-yard rush |
| | 1 | 33 | 0:07 | TD | 4 | McNamara to Howard, 33 yards |
| | 4 | 5 | 1:32 | FG | 4 | Stevens, 51-yarder |
| | | | | | | |

Iowa Avg. Drive 5.5 39.25 2:18

DRIVE ANALYSIS

| Distance Length | Iowa | | Opponent | |
|-----------------|------|----|----------|----|
| | TD | FG | TD | FG |
| (minus) | 0 | 0 | 0 | 0 |
| 0-9 | 0 | 6 | 0 | 0 |
| 10-19 | 1 | 1 | 1 | 0 |
| 20-29 | 1 | 1 | 1 | 1 |
| 30-39 | 4 | 1 | 0 | 0 |
| 40-49 | 2 | 1 | 1 | 1 |
| 50-59 | 5 | 3 | 0 | 1 |
| 60-69 | 8 | 1 | 3 | 0 |
| 70-79 | 12 | 2 | 7 | 0 |
| 80-89 | 4 | 0 | 2 | 0 |
| 90-99 | 0 | 0 | 0 | 0 |

GAME OPENING DRIVES

| Game | Iowa | | | Opponent | | |
|--------------|------|------|-----|----------|------|-----|
| | Pts | Plys | Yds | Pts | Plys | Yds |
| Illinois St. | 0 | 3 | 4 | 0 | 3 | 1 |
| Iowa St. | 0 | 9 | 36 | 0 | 3 | 4 |
| Troy | 0 | 8 | 31 | 0 | 3 | 9 |
| Minnesota | 0 | 3 | 6 | 0 | 6 | 21 |
| Ohio St. | 0 | 6 | 16 | 7 | 14 | 88 |
| Washington | 0 | 3 | 4 | 0 | 14 | 73 |
| Michigan St. | 0 | 3 | 3 | 3 | 8 | 52 |
| N'western | 3 | 10 | 62 | 0 | 7 | 43 |
| Wisconsin | 0 | 6 | 26 | 3 | 12 | 59 |
| UCLA | 7 | 3 | 41 | 0 | 3 | -4 |
| Maryland | 0 | 12 | 65 | 0 | 5 | 11 |
| Nebraska | | | | | | |

2ND HALF OPENING DRIVES

| Game | Iowa | | | Opponent | | |
|--------------|------|------|-----|----------|------|-----|
| | Pts | Plys | Yds | Pts | Plys | Yds |
| Illinois St. | 7 | 7 | 75 | 0 | 3 | 9 |
| Iowa St. | 0 | 1 | 0 | 0 | 3 | 2 |
| Troy | 0 | 4 | 16 | 0 | 3 | 8 |
| Minnesota | 7 | 5 | 67 | 0 | 7 | 12 |
| Ohio St. | 0 | 1 | 0 | 7 | 9 | 86 |
| Washington | 7 | 9 | 47 | 0 | 8 | 52 |
| Michigan St. | 7 | 8 | 58 | 7 | 9 | 75 |
| N'western | 7 | 7 | 78 | 0 | 3 | 2 |
| Wisconsin | 7 | 10 | 86 | 0 | 5 | 21 |
| UCLA | 0 | 3 | 9 | 0 | 3 | 3 |
| Maryland | 3 | 5 | 19 | 0 | 3 | -1 |
| Nebraska | | | | | | |

3RD DOWN AND ...

| IOWA | | | | | | | | | | | | | | OPPONENTS | | | | | | | | | | | | | |
|--------|---------|------|------|------|------|------|------|------|------|------|------|-----|--------|-----------|---------|------|------|------|------|------|------|------|------|-------|------|-----|--------|
| Yds | ILL ST. | ISU | TROY | MINN | OSU | WASH | MSU | NW | WIS | UCLA | MARY | NEB | Total | Yds | ILL ST. | ISU | TROY | MINN | OSU | WASH | MSU | NU | WIS | UCLA | MARY | NEB | Total |
| 1-3 | 6-9 | 5-7 | 4-6 | 4-5 | 1-1 | 3-4 | 1-3 | 2-3 | 4-5 | 1-1 | 3-6 | 0-0 | 34-50 | 1-3 | 2-3 | 2-2 | 2-4 | 1-2 | 5-6 | 2-4 | 4-5 | 1-2 | 1-2 | 2-2 | 0-0 | 0-0 | 22-32 |
| 4-6 | 1-3 | 0-1 | 1-1 | 1-3 | 2-5 | 1-3 | 3-4 | 3-7 | 2-3 | 0-3 | 1-3 | 0-0 | 15-36 | 4-6 | 1-4 | 0-6 | 2-4 | 4-7 | 1-2 | 3-6 | 1-2 | 1-3 | 0-3 | 3-3 | 3-6 | 0-0 | 19-46 |
| 7-9 | 0-2 | 0-4 | 2-4 | 0-3 | 2-3 | 0-0 | 1-2 | 1-4 | 0-2 | 1-3 | 1-2 | 0-0 | 8-29 | 7-9 | 0-2 | 1-6 | 0-2 | 1-3 | 1-2 | 0-2 | 0-2 | 0-2 | 0-4 | 3-5 | 1-2 | 0-0 | 7-33 |
| 10-14 | 0-1 | 1-4 | 0-1 | 2-3 | 0-2 | 1-3 | 0-2 | 0-2 | 0-0 | 2-2 | 0-2 | 0-0 | 5-22 | 10-14 | 1-6 | 0-1 | 0-1 | 0-2 | 0-1 | 0-2 | 0-2 | 0-5 | 1-1 | 2-4 | 0-5 | 0-0 | 4-29 |
| 15+ | 0-0 | 0-1 | 0-1 | 0-0 | 0-1 | 0-0 | 0-0 | 0-0 | 0-1 | 0-1 | 0-1 | 0-0 | 0-6 | 15+ | 0-0 | 0-0 | 0-1 | 0-0 | 0-0 | 0-1 | 0-2 | 0-0 | 0-1 | 0-1 | 0-0 | 0-0 | 0-6 |
| TOTALS | 7-15 | 6-17 | 7-13 | 7-14 | 5-12 | 5-10 | 5-11 | 6-16 | 6-11 | 4-10 | 5-14 | 0-0 | 63-143 | TOTALS | 4-15 | 3-15 | 4-12 | 6-14 | 7-11 | 5-15 | 5-13 | 2-12 | 2-11 | 10-15 | 4-13 | 0-0 | 52-146 |

2024 IOWA FOOTBALL | IOWA SCORING DRIVES

Michigan State (3)

| | | | | | |
|---|----|------|----|---|----------------------------------|
| 8 | 58 | 4:59 | TD | 3 | McNamara to Vander Zee, 18 yards |
| 8 | 69 | 3:39 | TD | 3 | Sullivan, 1-yard rush |
| 1 | 75 | 0:12 | TD | 4 | Johnson, 75-yard rush |

Iowa Avg. Drive 5.6 67.3 2:56

Northwestern (5)

| | | | | | |
|----|----|------|----|---|-----------------------|
| 10 | 62 | 4:47 | FG | 1 | Stevens, 24-yarder |
| 5 | 52 | 0:43 | TD | 2 | Johnson, 26-yard rush |
| 7 | 78 | 3:37 | TD | 3 | Sullivan, 6-yard rush |
| 8 | 64 | 3:59 | TD | 3 | Johnson, 41-yard rush |
| 1 | 25 | 0:07 | TD | 3 | Johnson, 25-yard rush |

Iowa Avg. Drive 6.2 40.1 2:38

Wisconsin (6)

| | | | | | |
|----|----|------|----|---|----------------------------|
| 7 | 53 | 2:58 | TD | 2 | Sullivan, 2-yard rush |
| 6 | 80 | 2:55 | TD | 2 | Johnson, 16-yard rush |
| 10 | 86 | 5:34 | TD | 3 | Johnson, 9-yard rush |
| 1 | 12 | 0:18 | TD | 3 | Sullivan to Gill, 12 yards |
| 8 | 77 | 4:24 | TD | 4 | Johnson, 2-yard rush |
| 12 | 66 | 7:13 | TD | 4 | Patterson, 4-yard rush |

Iowa Avg. Drive 7.3 62.3 3:53

UCLA (3)

| | | | | | |
|----|----|------|----|---|----------------------|
| 3 | 41 | 1:46 | TD | 1 | Johnson, 2-yard rush |
| 7 | 74 | 3:54 | FG | 1 | Stevens, 24-yarder |
| 13 | 61 | 7:35 | TD | 4 | Moulton, 1-yard rush |

Iowa Avg. Drive 7.6 58.6 4:25

Maryland (7)

| | | | | | |
|----|----|------|----|---|-----------------------|
| 13 | 59 | 6:20 | FG | 1 | Stevens, 27-yarder |
| 14 | 77 | 7:26 | TD | 2 | Johnson, 2-yard rush |
| 6 | 8 | 0:29 | FG | 2 | Stevens, 54-yarder |
| 5 | 19 | 2:26 | FG | 2 | Stevens, 50-yarder |
| 4 | 7 | 1:19 | FG | 3 | Stevens, 49-yarder |
| 4 | 80 | 1:41 | TD | 4 | Moulton, 68-yard rush |
| 7 | 25 | 3:04 | FG | 4 | Stevens, 26-yarder |

Iowa Avg. Drive 7.5 39.2 3:15

Season Avg. (54) **6.4** **52.9** **3:02**

LONGEST DRIVES

Plays: 14 plays, at Maryland, 11/23/24

Yards: 86 yards (10 plays, 5:34) vs. Wisconsin, 11/2/24

Time of Possession: 7:35 (13 plays, 61 yards) at UCLA, 11/8/24

2024 IOWA FOOTBALL | 20-YARD+ PLAYS

RUSHING

| | | |
|---------|------------------|----------------|
| 75 (TD) | Kaleb Johnson | Michigan State |
| 68 (TD) | Kamari Moulton | Maryland |
| 64 (TD) | Kaleb Johnson | Illinois State |
| 54 | Kaleb Johnson | Iowa State |
| 53 | Kaleb Johnson | Washington |
| 41 | Kaleb Johnson | Northwestern |
| 40 (TD) | Kaleb Johnson | Minnesota |
| 39 (TD) | Jaziun Patterson | Troy |
| 39 | Kaleb Johnson | Troy |
| 37 | Kaleb Johnson | Iowa State |
| 33 (TD) | Kaleb Johnson | Troy |
| 33 | Kaleb Johnson | Minnesota |
| 30 | Brendan Sullivan | Ohio State |
| 30 | Kamari Moulton | Wisconsin |
| 29 | Kamari Moulton | Troy |
| 28 (TD) | Kaleb Johnson | Ohio State |
| 28 | Kaleb Johnson | Ohio State |
| 27 (TD) | Kaleb Johnson | Iowa State |
| 26 | Kaleb Johnson | Iowa State |
| 26 | Kaleb Johnson | Northwestern |
| 25 | Kaleb Johnson | Northwestern |
| 23 | Kaleb Johnson | Minnesota |
| 23 | Kaleb Johnson | Washington |
| 21 | Kaleb Johnson | Minnesota |

PASSING

| | | |
|---------|----------------------|----------------|
| 59 | Sullivan to Gill | UCLA |
| 52 | Sullivan to Ortwerth | Wisconsin |
| 42 | McNamara to Anderson | Northwestern |
| 40 | Sullivan to Pascuzzi | Northwestern |
| 33 (TD) | McNamara to Howard | Washington |
| 33 | McNamara to Wetjen | Troy |
| 32 | Sullivan to Gill | UCLA |
| 31 (TD) | McNamara to Gill | Illinois State |
| 31 | McNamara to Ortwerth | Illinois State |
| 30 | Sullivan to Anderson | UCLA |
| 28 | McNamara to Lachey | Michigan State |
| 27 | McNamara to Anderson | Washington |
| 22 | McNamara to Gill | Ohio State |
| 21 | McNamara to Gill | Iowa State |
| 20 | McNamara to Ostrenga | Minnesota |

PUNT RETURN

| | | |
|---------|--------------|----------------|
| 85 (TD) | Kaden Wetjen | Northwestern |
| 37 | Kaden Wetjen | Washington |
| 23 | Kaden Wetjen | Illinois State |

KICKOFF RETURN

| | | |
|----|--------------|----------------|
| 39 | Kaden Wetjen | Michigan State |
| 35 | Max White | Iowa State |
| 35 | Kaden Wetjen | Michigan State |
| 34 | Kaden Wetjen | Iowa State |
| 32 | Kaden Wetjen | Troy |
| 28 | Kaden Wetjen | Michigan State |
| 26 | Kaden Wetjen | Washington |
| 26 | Kaden Wetjen | Michigan State |
| 25 | Kaden Wetjen | UCLA |
| 25 | Kaden Wetjen | Washington |
| 25 | Kaden Wetjen | Northwestern |
| 23 | Kaden Wetjen | Wisconsin |
| 23 | Kaden Wetjen | Washington |
| 22 | Kaden Wetjen | Northwestern |
| 21 | Kaden Wetjen | Iowa State |
| 20 | Kaden Wetjen | Maryland |
| 20 | Kaden Wetjen | Maryland |

INTERCEPTION RETURN

| | | |
|---------|----------------|------|
| 28 (TD) | Jermari Harris | Troy |
|---------|----------------|------|

FUMBLE RETURN

OTHER

BY LENGTH

| Yards | No. | TD |
|--------------|-----------|-----------|
| 20-29 | 30 | 5 |
| 30-39 | 19 | 4 |
| 40-49 | 4 | 2 |
| 50-59 | 4 | 0 |
| 60-69 | 2 | 2 |
| 70-79 | 1 | 1 |
| 80-89 | 1 | 1 |
| 90+ | 0 | 0 |
| TOTAL | 61 | 15 |

BY PLAY TYPE

| Type | No. | TD |
|----------------|-----------|-----------|
| Rushing | 25 | 11 |
| Passing | 15 | 2 |
| Punt Returns | 3 | 1 |
| Kick Returns | 17 | 0 |
| Int. Returns | 1 | 1 |
| Fumble Returns | 0 | 0 |
| Other | 0 | 0 |
| TOTAL | 61 | 15 |

LONGEST PLAYS OF 2024

RUSHING

75 (TD), Kaleb Johnson vs. Michigan State, 10/19/24

RUSHING TOUCHDOWN

75 (TD), Kaleb Johnson vs. Michigan State, 10/19/24

RECEIVING

59, Gill at UCLA, 11/8/24

RECEIVING TOUCHDOWN

33 (TD), Howard vs. Washington, 10/12/24

PUNT RETURN

85 (TD), Kaden Wetjen vs. Northwestern, 10/26/24

KICK RETURN

39, Kaden Wetjen vs. Michigan State, 10/19/24

INTERCEPTION RETURN

28 (TD), Jermari Harris vs. Troy, 9/14/24

FUMBLE RETURN

--

PUNT

61, Rhys Dakin vs. Washington, 10/12/24

FIELD GOAL

54, Drew Stevens at Maryland, 11/23/24

GAME-BY-GAME LONGEST PLAYS

IOWA

| Yds | Opponent | Player(s) |
|-----|----------------|--------------------------------|
| 64 | Illinois State | Kaleb Johnson, rush (TD) |
| 54 | Iowa State | Kaleb Johnson, rush |
| 39 | Troy | Jaziun Paterson, rush (TD) |
| 40 | Minnesota | Kaleb Johnson, rush (TD) |
| 30 | Ohio State | Brendan Sullivan, rush |
| 53 | Washington | Kaleb Johnson, rush |
| 75 | Michigan State | Kaleb Johnson, rush (TD) |
| 85 | Northwestern | Kaden Wetjen, punt return (TD) |
| 52 | Wisconsin | Zach Ortwerth, reception |
| 59 | UCLA | Jacob Gill, reception |
| 68 | Maryland | Kamari Moulton, rush (TD) |

OPPONENT

| Yds | Opponent | Player(s) |
|-----|----------------|--|
| 37 | Illinois State | Xavier Loyd, reception |
| 75 | Iowa State | Jaylin Noel, reception (TD) |
| 77 | Troy | Devonte Ross, punt return (TD) |
| 28 | Minnesota | Daniel Jackson, reception |
| 53 | Ohio State | Jeremiah Smith, reception |
| 31 | Washington | Jonah Coleman, rush |
| 37 | Michigan State | Montorie Foster Jr., reception |
| 85 | Northwestern | Therun Johnson, interception return (TD) |
| 33 | Wisconsin | Vinny Anthony II, reception |
| 29 | UCLA | Logan Loya, reception (TD) |
| 25 | Maryland | Nolan Ray, rush |

2024 IOWA FOOTBALL | MISCELLANEOUS STATISTICS

IOWA BIG PLAYS

| OPPONENT | Rushing | | | Passing | | | | Special Teams | | |
|-------------------|-----------|----------|----------|----------|----------|----------|----------|---------------|----------|----------|
| | 20-29 | 30-39 | 40+ | 20-29 | 30-39 | 40-49 | 50+ | FG BLK | XPT BLK | PUNT BLK |
| Illinois State | 0 | 0 | 0 | 0 | 2 | 0 | 0 | 0 | 0 | 0 |
| Iowa State | 2 | 1 | 1 | 1 | 0 | 0 | 0 | 0 | 0 | 0 |
| Troy | 1 | 3 | 0 | 0 | 1 | 0 | 0 | 0 | 0 | 0 |
| at Minnesota | 3 | 1 | 1 | 0 | 1 | 0 | 0 | 0 | 0 | 0 |
| at Ohio State | 2 | 1 | 0 | 1 | 0 | 0 | 0 | 0 | 0 | 0 |
| Washington | 1 | 0 | 1 | 1 | 1 | 0 | 0 | 1 | 0 | 0 |
| at Michigan State | 0 | 0 | 1 | 1 | 0 | 0 | 0 | 0 | 0 | 0 |
| Northwestern | 2 | 0 | 1 | 0 | 0 | 2 | 0 | 0 | 0 | 0 |
| Wisconsin | 0 | 1 | 0 | 0 | 0 | 0 | 1 | 0 | 0 | 0 |
| at UCLA | 0 | 0 | 0 | 0 | 2 | 0 | 1 | 0 | 0 | 0 |
| at Maryland | 0 | 0 | 1 | 0 | 0 | 0 | 0 | 0 | 0 | 0 |
| Nebraska | | | | | | | | | | |
| TOTALS | 11 | 7 | 6 | 4 | 7 | 2 | 2 | 1 | 0 | 0 |

OPPONENT BIG PLAYS

| OPPONENT | Rushing | | | Passing | | | | Special Teams | | |
|-------------------|----------|----------|----------|-----------|----------|----------|----------|---------------|----------|----------|
| | 20-29 | 30-39 | 40+ | 20-29 | 30-39 | 40-49 | 50+ | FG BLK | XPT BLK | PUNT BLK |
| Illinois State | 0 | 0 | 0 | 0 | 1 | 0 | 0 | 0 | 0 | 0 |
| Iowa State | 0 | 0 | 0 | 2 | 1 | 0 | 1 | 0 | 0 | 0 |
| Troy | 0 | 0 | 0 | 1 | 0 | 0 | 2 | 0 | 0 | 0 |
| at Minnesota | 0 | 0 | 0 | 3 | 0 | 0 | 0 | 0 | 0 | 0 |
| at Ohio State | 1 | 0 | 0 | 2 | 0 | 0 | 1 | 0 | 0 | 0 |
| Washington | 0 | 1 | 0 | 3 | 0 | 0 | 0 | 0 | 0 | 0 |
| at Michigan State | 1 | 0 | 0 | 3 | 1 | 0 | 0 | 0 | 0 | 0 |
| Northwestern | 2 | 0 | 0 | 0 | 0 | 0 | 0 | 0 | 0 | 0 |
| Wisconsin | 0 | 0 | 0 | 0 | 1 | 0 | 0 | 0 | 0 | 0 |
| at UCLA | 1 | 0 | 0 | 3 | 0 | 0 | 0 | 0 | 0 | 0 |
| at Maryland | 1 | 0 | 0 | 0 | 0 | 0 | 0 | 0 | 0 | 0 |
| Nebraska | | | | | | | | | | |
| TOTALS | 6 | 1 | 0 | 17 | 4 | 0 | 4 | 0 | 0 | 0 |

TURNOVERS FORCED

| OPPONENT | Iowa | | | | | Opponent | | | |
|-------------------|----------|-----------|-----------|-----------|------------|----------|----------|-----------|-----------|
| | FUM | INT | TOT | PTS OFF | MARGIN | FUM | INT | TOT | PTS OFF |
| Illinois State | 2 | 1 | 3 | 3 | +3 | 0 | 0 | 0 | 0 |
| Iowa State | 0 | 1 | 1 | 3 | -1 | 0 | 2 | 2 | 7 |
| Troy | 0 | 1 | 1 | 7 | +1 | 0 | 0 | 0 | 0 |
| at Minnesota | 0 | 2 | 2 | 7 | +2 | 0 | 0 | 0 | 0 |
| at Ohio State | 1 | 1 | 2 | 0 | -1 | 2 | 1 | 3 | 21 |
| Washington | 1 | 1 | 2 | 6 | +2 | 0 | 0 | 0 | 0 |
| at Michigan State | 0 | 1 | 1 | 0 | +0 | 0 | 1 | 1 | 3 |
| Northwestern | 1 | 2 | 3 | 7 | +2 | 0 | 1 | 0 | 7 |
| Wisconsin | 0 | 2 | 2 | 14 | +2 | 0 | 0 | 0 | 0 |
| at UCLA | 1 | 2 | 3 | 7 | +0 | 1 | 2 | 3 | 10 |
| at Maryland | 0 | 2 | 2 | 3 | +1 | 1 | 0 | 1 | 0 |
| Nebraska | | | | | | | | | |
| TOTALS | 6 | 16 | 22 | 56 | +11 | 4 | 7 | 10 | 48 |

2024 IOWA FOOTBALL | INDIVIDUAL STATISTICS - OFFENSE

#0 JARRIETT BUIE

LAST TIME OUT

2 catches, 15 yards
at Maryland

CAREER HIGHS

Catches: 2 at Maryland (11/23/24)
Rec. Yards: 19 vs Troy (9/14/24)
Rec. Long: 19 vs. Troy (9/14/24)

Tackles: 1 at MSU (10/19/24)
Ast: 1 at MSU (10/19/24)

| Receiving | No | Yds | Avg | TD | Lng |
|-----------|----|-----|------|----|-----|
| 2023 | 0 | 0 | --- | 0 | 0 |
| 2024 | 6 | 64 | 10.7 | 0 | 19 |
| Career | 6 | 64 | 19.7 | 0 | 19 |

| Rushing | No | Yds | Avg | TD | Lng |
|---------|----|-----|-----|----|-----|
| 2023 | 0 | 0 | --- | 0 | 0 |
| 2024 | 0 | 0 | --- | 0 | 0 |
| Career | 0 | 0 | --- | 0 | 0 |

#1 BRENDAN SULLIVAN

LAST TIME OUT

No Statistics (Injury)
at Maryland

CAREER HIGHS

Pass Att: 30 at Iowa (10/29/22)
Pass Comp: 23 at Iowa (10/29/22)
Pass Yards: 265 vs. Maryland (10/28/23)
Pass Long: 66 at Nebraska (10/21/23)
Pass TD: 2, 3X, last vs. Maryland (10/28/23)

Rush Att: 16 vs. Iowa (11/4/23)
Rush Yards: 58 vs. Wisconsin (11/2/24)
Rush Long: 35 vs. Howard (10/7/23)
Rush TD: 1, 7X, last vs. Wisconsin (11/2/24)

| Passing | Comp | Att | Pct | Yds | TD | Int | Lng |
|---------|------|-----|------|-------|----|-----|-----|
| 2022 | 71 | 96 | .740 | 589 | 4 | 3 | 46 |
| 2023 | 63 | 99 | .640 | 714 | 6 | 2 | 66 |
| 2024 | 24 | 35 | .686 | 344 | 2 | 2 | 59 |
| Career | 158 | 230 | .687 | 1,647 | 12 | 7 | 66 |

| Rushing | No | Yds | Avg | TD | Lng |
|---------|-----|-----|-----|----|-----|
| 2022 | 54 | 97 | 1.8 | 1 | 15 |
| 2023 | 75 | 160 | 2.1 | 2 | 35 |
| 2024 | 35 | 144 | 4.1 | 4 | 30 |
| Career | 164 | 401 | 2.4 | 7 | 35 |

#2 KALEB JOHNSON

LAST TIME OUT

35 att, 164 yards, 1 TD; 1 catch, 6 yards
at Maryland

CAREER HIGHS

Rush Att: 35 at Maryland (11/23/24)
Rush Yards: 206 at Minnesota (9/21/24)
Rush Long: 75, 2X, last at MSU (10/19/24)
Rush TD: 3, 3X, last vs. Wisconsin (11/2/24)

Catches: 4 at MSU (10/19/24)
Rec. Yards: 49 at MSU (10/19/24)
Rec. Long: 19 at MSU (10/19/24)
Rec. TD: 1 vs. Washington (10/12/24)

KO Returns: 5 at Ohio State (10/22/22)
KO Yards: 118 at Ohio State (10/22/22)
KO Long: 54 vs. Utah State (9/2/23)

| Rushing | No | Yds | Avg | TD | Lng |
|---------|-----|-------|-----|----|-----|
| 2022 | 151 | 779 | 5.2 | 6 | 75 |
| 2023 | 117 | 463 | 4.0 | 3 | 67 |
| 2024 | 223 | 1,492 | 6.7 | 21 | 75 |
| Career | 491 | 2,734 | 5.6 | 30 | 75 |

| Receiving | No | Yds | Avg | TD | Lng |
|-----------|----|-----|-----|----|-----|
| 2022 | 4 | 27 | 6.8 | 0 | 14 |
| 2023 | 3 | 25 | 8.3 | 0 | 13 |
| 2024 | 20 | 115 | 5.8 | 1 | 19 |
| Career | 27 | 167 | 6.2 | 1 | 19 |

| Kick Returns | No | Yds | Avg | TD | Lng |
|--------------|-----|-----|------|-----|-----|
| 2022 | 13 | 325 | 25.0 | 0 | 42 |
| 2023 | 2 | 77 | 38.5 | 0 | 54 |
| 2024 | --- | --- | --- | --- | --- |
| Career | 15 | 402 | 26.8 | 0 | 54 |

#5 JACOB GILL

LAST TIME OUT

4 catches, 29 yards; 1 att, -2 yards
at Maryland

CAREER HIGHS

Catches: 6 at UCLA (11/8/24)
Rec. Yards: 138 at UCLA (11/8/24)
Rec. Long: 59 at UCLA (11/8/24)
TD: 1, 4X, last vs. Wisconsin (11/2/24)

Rush Att: 1, 3X, last at MSU (10/19/24)
Rush Yards: 9 at Minnesota (9/21/24)
Rush Long: 9 at Minnesota (9/21/24)

| Receiving | No | Yds | Avg | TD | Lng |
|-----------|----|-----|------|----|-----|
| 2021 | 8 | 85 | 10.6 | 1 | 31 |
| 2022 | 7 | 99 | 14.1 | 1 | 47 |
| 2023 | 1 | 11 | 11.0 | 0 | 11 |
| 2024 | 31 | 365 | 11.8 | 2 | 59 |
| Career | 47 | 560 | 11.9 | 4 | 59 |

| Rushing | No | Yds | Avg | TD | Lng |
|---------|----|-----|-----|----|-----|
| 2021 | 0 | 0 | --- | 0 | --- |
| 2022 | 0 | 0 | --- | 0 | --- |
| 2023 | 0 | 0 | --- | 0 | --- |
| 2024 | 4 | 12 | 3.0 | 0 | 9 |
| Career | 4 | 12 | 3.0 | 0 | 9 |

#6 SETH ANDERSON

LAST TIME OUT

No Statistics
at Maryland

CAREER HIGHS

Catches: 8 vs. Western Carolina (9/3/22)
Rec. Yards: 131 vs. Western Carolina (9/3/22)
Rec. Long: 48 vs. Western Carolina (9/3/22)
TD: 2 vs. Western Carolina (9/3/22)

Rush Att: 1, 4X, last vs. Northwestern (10/26/24)
Rush Yards: 30 vs. Western Michigan (9/16/23)

| Receiving | No | Yds | Avg | TD | Lng |
|-----------|----|-----|------|----|-----|
| 2021 | 1 | 0 | 0.0 | 0 | 0 |
| 2022 | 42 | 612 | 14.6 | 7 | 48 |
| 2023 | 11 | 150 | 13.6 | 1 | 36 |
| 2024 | 5 | 106 | 21.2 | 0 | 42 |
| Career | 59 | 868 | 14.7 | 8 | 48 |

| Rushing | No | Yds | Avg | TD | Lng |
|---------|----|-----|------|----|-----|
| 2021 | 0 | 0 | --- | 0 | --- |
| 2022 | 0 | 0 | --- | 0 | --- |
| 2023 | 3 | 50 | 16.7 | 0 | 30 |
| 2024 | 1 | -1 | -1.0 | 0 | --- |
| Career | 4 | 49 | 12.3 | 0 | 30 |

#7 DAYTON HOWARD

LAST TIME OUT

No Statistics
at Maryland

CAREER HIGHS

Catches: 1, 4X, last at UCLA (11/8/24)
Rec Yards: 33 vs. Washington (10/12/24)
Rec Long: 33 vs. Washington (10/12/24)

TD: 1 vs. Washington (10/12/24)

| Receiving | No | Yds | Avg | TD | Lng |
|-----------|----|-----|------|----|-----|
| 2024 | 4 | 62 | 15.5 | 1 | 33 |
| Career | 4 | 62 | 15.5 | 1 | 33 |

#8 T.J. WASHINGTON, JR.

LAST TIME OUT

1 catch, 3 yards; 1 att, 0 yards
at Maryland

CAREER HIGHS

Rush Att: 6, 2X, last vs. Washington (10/12/24)
Rush Yards: 31 vs. Western Michigan (9/16/23)
Rush Long: 14 vs. Tennessee (1/1/24)

Catches: 1, 3X, last at Maryland (11/23/24)
Rec. Yards: 5 vs. Troy (9/14/24)
Rec. Long: 5 vs. Troy (9/14/24)

| Rushing | No | Yds | Avg | TD | Lng |
|---------|----|-----|-----|----|-----|
| 2023 | 9 | 50 | 5.6 | 0 | 14 |
| 2024 | 11 | 31 | 2.8 | 0 | 9 |
| Career | 20 | 81 | 4.1 | 0 | 14 |

| Receiving | No | Yds | Avg | TD | Lng |
|-----------|----|-----|-----|----|-----|
| 2024 | 3 | 7 | 2.3 | 0 | 5 |
| Career | 3 | 7 | 2.3 | 0 | 5 |

#9 JAZIUN PATTERSON

LAST TIME OUT

5 att, 8 yards
at Maryland

CAREER HIGHS

Rush Att: 18 at Minnesota (9/21/24)
Rush Yards: 86 at Iowa State (9/9/23)
Rush Long: 59 at Iowa State (9/9/23)
Rush TD: 1, 4X, last vs. Wisconsin (11/2/24)

Catches: 1, 2X, last vs. Rutgers (11/11/23)
Rec. Yards: 2 vs. Rutgers (11/11/23)
Rec. Long: 2 vs. Rutgers (11/11/23)

| Rushing | No | Yds | Avg | TD | Lng |
|---------|-----|-----|-----|----|-----|
| 2022 | 14 | 47 | 3.4 | 0 | 17 |
| 2023 | 58 | 206 | 3.6 | 2 | 59 |
| 2024 | 53 | 235 | 4.4 | 2 | 39 |
| Career | 125 | 488 | 3.9 | 4 | 59 |

| Receiving | No | Yds | Avg | TD | Lng |
|-----------|----|-----|-----|----|-----|
| 2022 | 1 | 1 | 1.0 | 0 | 1 |
| 2023 | 4 | 22 | 5.5 | 0 | 18 |
| 2024 | 1 | 3 | 3.0 | 0 | 3 |
| Career | 5 | 23 | 4.6 | 0 | 18 |

#11 MARCO LAINEZ

LAST TIME OUT

No Statistics (Injury)
at Maryland

CAREER HIGHS

Pass Att: 7 vs. Tennessee (1/1/24)
Pass Comp: 2 vs. Tennessee (1/1/24)
Pass Yards: 4 vs. Tennessee (1/1/24)
Pass Long: 5 vs. Tennessee (1/1/24)

Rush Att: 6, vs. Tennessee (1/1/24)
Rush Yards: 57 vs. Tennessee (1/1/24)
Rush Long: 16 vs. Tennessee (1/1/24)

| Passing | Comp | Att | Pct | Yds | TD | Int | Lng |
|---------|------|-----|------|-----|----|-----|-----|
| 2023 | 2 | 7 | .286 | 4 | 0 | 0 | 5 |
| Career | 2 | 7 | .286 | 4 | 0 | 0 | 5 |

| Rushing | No | Yds | Avg | TD | Lng |
|---------|----|-----|-----|----|-----|
| 2023 | 6 | 57 | 9.5 | 0 | 16 |
| Career | 6 | 57 | 9.5 | 0 | 16 |

2024 IOWA FOOTBALL | INDIVIDUAL STATISTICS - OFFENSE

#12 CADE MCNAMARA

LAST TIME OUT

No Statistics (Injury)
at Maryland

CAREER HIGHS

Pass Att: 44 at Michigan State (10/30/21)
Pass Comp: 28 at Michigan State (10/30/21)
Pass Yards: 383 at Michigan State (10/30/21)
Pass Long: 93 at Michigan State (10/30/21)
Pass TD: 3 at Penn State (11/13/21)

Rush Att: 4, 2X last at Penn State (9/23/23)
Rush Yards: 23 at Michigan State (10/30/21)
Rush Long: 20 at Michigan State (10/30/21)

| Passing | Comp | Att | Pct | Yds | TD | Int | Lng |
|---------|------|-----|------|-------|----|-----|-----|
| 2019 | 0 | 0 | .000 | 0 | 0 | 0 | 0 |
| 2020 | 43 | 71 | .610 | 425 | 5 | 0 | 46 |
| 2021 | 210 | 327 | .640 | 2,576 | 15 | 6 | 93 |
| 2022 | 14 | 25 | .560 | 180 | 1 | 1 | 61 |
| 2023 | 46 | 90 | .511 | 505 | 4 | 3 | 36 |
| 2024 | 104 | 172 | .605 | 1,017 | 6 | 5 | 42 |
| Career | 417 | 685 | .608 | 5,191 | 31 | 15 | 93 |

| Rushing | No | Yds | Avg | TD | Lng |
|---------|----|-------|--------|----|-----|
| 2019 | 0 | 0 | 0.0 | 0 | 0 |
| 2020 | 5 | 7 | 1.4 | 1 | 3 |
| 2021 | 37 | 26 | 0.7 | 1 | 20 |
| 2022 | 4 | (-30) | (-7.5) | 0 | 0 |
| 2023 | 12 | (-45) | (-3.8) | 0 | 0 |
| 2024 | 13 | (-31) | (-2.4) | 0 | 12 |
| Career | 66 | (-53) | (-0.8) | 2 | 20 |

#19 JACKSON STRATTON

LAST TIME OUT

10-of-14, 74 yards
at Maryland

CAREER HIGHS

Pass Att: 14 at Maryland (11/23/24)
Pass Comp: 10 at Maryland (11/23/24)
Pass Yards: 74 at Maryland (11/23/24)
Pass Long: 40 at San Jose State (11/5/22)

Rush Att: 2 at Maryland (11/23/24)
Rush Yards: 18 at San Jose State (11/5/22)
Rush Long: 18 at San Jose State (11/5/22)

| Passing | Comp | Att | Pct | Yds | TD | Int | Lng |
|---------|------|-----|------|-----|----|-----|-----|
| 2022 | 4 | 17 | .235 | 78 | 1 | 2 | 40 |
| 2024 | 13 | 20 | .650 | 104 | 0 | 0 | 14 |
| Career | 17 | 37 | .459 | 182 | 1 | 2 | 40 |

| Rushing | No | Yds | Avg | TD | Lng |
|---------|----|-----|------|----|-----|
| 2022 | 1 | 18 | 18.0 | 0 | 18 |
| 2024 | 3 | 6 | 2.0 | 0 | 14 |
| Career | 4 | 24 | 6.0 | 0 | 18 |

#21 KADEN WETJEN

LAST TIME OUT

3 PR, 16 yards; 2 KR, 40 yards
at Maryland

CAREER HIGHS

KO Returns: 5 at MSU (10/19/24)
Ret. Yards: 145 at MSU (10/19/24)
Ret. Long: 39 at MSU (10/19/24)
Punt Returns: 5 vs. Illinois State (8/31/24)
Ret. Yards: 111 vs. NW (10/26/24)

Ret. Long: 85 vs. NW (10/26/24)
Ret. TD: 1 vs. Northwestern (10/26/24)
Rush Att: 3 vs. Utah St. (9/2/23)
Rush Yards: 22 vs. Utah St. (9/2/23)
Rush Long: 14 vs. Utah St. (9/2/23)

Catches: 1 vs. Troy (9/14/24)
Rec. Yards: 33 vs. Troy (9/14/24)
Rec. Long: 33 vs. Troy (9/14/24)

| Receiving | No | Yds | Avg | TD | Lng |
|-----------|----|-----|------|----|-----|
| 2024 | 1 | 33 | 33.0 | 0 | 33 |

| Rushing | No | Yds | Avg | TD | Lng |
|---------|----|-----|-----|----|-----|
| 2023 | 4 | 20 | 5.0 | 0 | 14 |
| 2024 | 4 | 33 | 8.3 | 0 | 11 |
| Career | 8 | 53 | 6.6 | 0 | 14 |

| KO Returns | No | Yds | Avg | TD | Lng |
|------------|----|-----|------|----|-----|
| 2023 | 14 | 335 | 23.9 | 0 | 35 |
| 2024 | 21 | 520 | 24.8 | 0 | 39 |
| Career | 35 | 857 | 24.5 | 0 | 39 |

| Punt Returns | No | Yds | Avg | TD | Lng |
|--------------|----|-----|------|----|-----|
| 2023 | 7 | 63 | 9.0 | 0 | 21 |
| 2024 | 24 | 287 | 12.0 | 1 | 85 |
| Career | 31 | 350 | 11.3 | 0 | 85 |

#22 MAX WHITE

LAST TIME OUT

No Statistics
at Maryland

CAREER HIGHS

Rush Att: 4 vs. Northwestern (10/26/24)
Rush Yards: 21 vs. Illinois State (8/31/24)
Rush Long: 17 vs. Illinois State (8/31/24)

Rush TD: 1 vs. Western Michigan (9/16/23)
KO Returns: 1, 3x, last vs. Iowa State (9/7/24)
Ret. Yards: 35 vs. Iowa State (9/7/24)
Ret. Long: 35 vs. Iowa State (9/7/24)

| Rushing | No | Yds | Avg | TD | Lng |
|---------|----|-----|-----|----|-----|
| 2023 | 3 | 3 | 1.0 | 1 | 3 |
| 2024 | 6 | 35 | 5.8 | 0 | 17 |
| Career | 9 | 38 | 4.2 | 1 | 17 |

| KO Returns | No | Yds | Avg | TD | Lng |
|------------|----|-----|------|----|-----|
| 2023 | 2 | 29 | 14.5 | 0 | 20 |
| 2024 | 2 | 46 | 23.0 | 0 | 35 |
| Career | 4 | 75 | 18.8 | 0 | 35 |

#28 KAMARI MOULTON

LAST TIME OUT

12 att, 114 yards, 1 TD
at Maryland

CAREER HIGHS

Rush Att: 19 vs. Illinois State (8/31/24)
Rush Yards: 114 at Maryland (11/23/24)
Rush Long: 68 at Maryland (11/23/24)
Rush TD: 2 vs. Western Michigan (9/16/23)

Catches: 1 vs. Troy (9/14/24)
Rec Yards: 12 vs. Troy (9/14/24)
Rec Long: 12 vs. Troy (9/14/24)

| Rushing | No | Yds | Avg | TD | Lng |
|---------|----|-----|-----|----|-----|
| 2023 | 27 | 93 | 3.4 | 2 | 18 |
| 2024 | 67 | 381 | 5.7 | 2 | 68 |
| Career | 94 | 474 | 5.0 | 4 | 68 |

| Receiving | No | Yds | Avg | TD | Lng |
|-----------|----|-----|------|----|-----|
| 2024 | 1 | 12 | 12.0 | 0 | 12 |

#48 ZACH ORTWERTH

LAST TIME OUT

No Statistics
at Maryland

CAREER HIGHS

Catches: 3 vs. Wisconsin (11/2/24)
Rec Yards: 66 vs. Wisconsin (11/2/24)
Rec Long: 54 vs. Rutgers (11/11/23)

| Receiving | No | Yds | Avg | TD | Lng |
|-----------|----|-----|------|----|-----|
| 2023 | 1 | 54 | 54.0 | 0 | 54 |
| 2024 | 9 | 125 | 13.9 | 0 | 52 |
| Career | 10 | 179 | 17.9 | 0 | 54 |

#82 JOHNNY PASCUZZI

LAST TIME OUT

No Statistics
at Maryland

CAREER HIGHS

Catches: 1, 2X, last vs. Northwestern (10/26/24)
Rec. Yards: 40 vs. Northwestern (10/26/24)
Rec. Long: 40 vs. Northwestern (10/26/24)

| Receiving | No | Yds | Avg | TD | Lng |
|-----------|----|-----|------|----|-----|
| 2022 | 0 | 0 | --- | 0 | 0 |
| 2023 | 1 | 1 | 1.0 | 0 | 1 |
| 2024 | 1 | 40 | 40.0 | 0 | 40 |
| Career | 2 | 41 | 20.5 | 0 | 40 |

#85 LUKE LACHEY

LAST TIME OUT

1 catch, 9 yards
at Maryland

CAREER HIGHS

Catches: 7, 2X, last vs Utah State (9/2/23)
Rec. Yards: 89 vs Nebraska (11/25/22)
Rec. Long: 35 at Iowa State (9/9/23)
Rec. TD: 1, 4X, last vs. Kentucky (12/31/22)

| Receiving | No | Yds | Avg | TD | Lng |
|-----------|----|-----|------|----|-----|
| 2020 | 0 | 0 | --- | 0 | 0 |
| 2021 | 8 | 133 | 16.6 | 0 | 27 |
| 2022 | 28 | 398 | 14.2 | 4 | 34 |
| 2023 | 10 | 131 | 13.1 | 0 | 35 |
| 2024 | 25 | 218 | 8.7 | 0 | 28 |
| Career | 71 | 880 | 12.4 | 4 | 35 |

#87 ADDISON OSTRENGA

LAST TIME OUT

1 catch, 14 yards; 1 att, -3 yards
at Maryland

CAREER HIGHS

Catches: 8 vs. Rutgers (11/11/23)
Rec. Yards: 47 vs. Rutgers (11/11/23)
Rec. Long: 20 at Minnesota (9/21/24)

Rec TD: 1, 3X, last vs. Troy (9/14/24)

| Receiving | No | Yds | Avg | TD | Lng |
|-----------|----|-----|-----|----|-----|
| 2022 | 1 | 6 | 6.0 | 0 | 6 |
| 2023 | 31 | 192 | 6.2 | 2 | 19 |
| 2024 | 12 | 77 | 6.4 | 1 | 20 |
| Career | 44 | 275 | 6.3 | 3 | 20 |

#88 HAYDEN LARGE

LAST TIME OUT

No Statistics
at Maryland

CAREER HIGHS

Catches: 2 at Minnesota (9/21/24)
Rec. Yards: 15 at Northwestern (11/4/23)
Rec. Long: 15 at Northwestern (11/4/23)

Rush Att: 1, 2X, last vs. Troy (9/14/24)
Rush Yards: 2 vs. Iowa State (9/7/24)
Rush Long: 2 vs. Iowa State (9/7/24)

| Receiving | No | Yds | Avg | TD | Lng |
|-----------|----|-----|-----|----|-----|
| 2023 | 3 | 19 | 6.3 | 0 | 15 |
| 2024 | 3 | 18 | 6.0 | 0 | 10 |
| Career | 6 | 37 | 6.2 | 0 | 15 |

| Rushing | No | Yds | Avg | TD | Lng |
|---------|----|-----|-----|----|-----|
| 2024 | 2 | 2 | 1.0 | 0 | 2 |
| Career | 2 | 2 | 1.0 | 0 | 2 |

2024 IOWA FOOTBALL | INDIVIDUAL STATISTICS - DEFENSE

#1 XAVIER NWANKPA

LAST TIME OUT

No Statistics
at Maryland

CAREER HIGHS

Tackles: 10, vs. Washington (10/12/24)
Solo: 7, 3X, last vs. Washington (10/12/24)
Ast: 3, 3X, last vs. Washington (10/12/24)
TFL: 1, 2X, last at NW (11/4/23)

INT: 1, 2X, last vs. Utah State (9/2/23)
INT TD: 1 vs. Kentucky (12/31/22)
PBU: 1, 2X, last at Iowa State (9/9/23)
QBH: 1, 2x, last vs. Tennessee (1/1/24)

| Defense | Solo | Ast | Total | T/Loss | Sacks | Int-Yds-TD | PBU | QBH | FF | RF |
|---------|------|-----|-------|--------|-------|------------|-----|-----|----|----|
| 2022 | 11 | 1 | 12 | 0/0 | 0/0 | 1-52-1 | 1 | 0 | 0 | 0 |
| 2023 | 27 | 15 | 42 | 2/1 | 1/0 | 1-0-0 | 2 | 2 | 0 | 0 |
| 2024 | 21 | 12 | 33 | 0/0 | 0/0 | 0-0-0 | 0 | 0 | 0 | 0 |
| Career | 59 | 28 | 87 | 2/1 | 1/0 | 12-52-1 | 3 | 2 | 0 | 0 |

#2 TJ HALL

LAST TIME OUT

4 tackles, 1 INT
at Maryland

CAREER HIGHS

Tackles: 4 at Maryland (11/23/24)
Solo: 3 at Maryland (11/23/24)
Ast: 1, 6X, last at Maryland (11/23/24)

INT: 1 at Maryland (11/23/24)
PBU: 1 vs. Iowa State (9/7/24)
RF: 1 vs. Illinois State (8/31/24)

| Defense | Solo | Ast | Total | T/Loss | Sacks | Int-Yds-TD | PBU | FF | RF |
|---------|------|-----|-------|--------|-------|------------|-----|----|----|
| 2022 | 3 | 1 | 4 | 0/0 | 0/0 | 0-0-0 | 0 | 0 | 0 |
| 2023 | 3 | 2 | 5 | 0/0 | 0/0 | 0-0-0 | 0 | 0 | 0 |
| 2024 | 8 | 4 | 12 | 0/0 | 0/0 | 1-0-0 | 1 | 0 | 1 |
| Career | 14 | 7 | 21 | 0/0 | 0/0 | 1-0-0 | 1 | 0 | 1 |

#3 JAYLEN WATSON

LAST TIME OUT

No Statistics
at Maryland

CAREER HIGHS

Tackles: 2 at Ohio State (10/5/24)
Solo: 1, 3X, last at UCLA (11/8/24)
Ast: 1, 2X, last vs. Washington (10/12/24)

| Defense | Solo | Ast | Total | T/Loss | Sacks | Int-Yds-TD | PBU | FF | RF |
|---------|------|-----|-------|--------|-------|------------|-----|----|----|
| 2024 | 3 | 2 | 5 | 0/0 | 0/0 | 0-0-0 | 0 | 0 | 0 |
| Career | 3 | 2 | 5 | 0/0 | 0/0 | 0-0-0 | 0 | 0 | 0 |

#4 KOEN ENTRINGER

LAST TIME OUT

No Statistics
at Maryland

CAREER HIGHS

Tackles: 7 vs. Washington (10/12/24)
Solo: 4, 2X, last vs. Washington (10/12/24)
Ast: 3 vs. Washington (10/12/24)

INT: 1 at MSU (10/19/24)
PBU: 1 vs. Wisconsin (11/2/24)

| Defense | Solo | Ast | Total | T/Loss | Sacks | Int-Yds-TD | QBH | PBU | FF | RF |
|---------|------|-----|-------|--------|-------|------------|-----|-----|----|----|
| 2022 | 1 | 0 | 1 | 0/0 | 0/0 | 0-0-0 | 0 | 0 | 0 | 0 |
| 2023 | 8 | 0 | 8 | 0/0 | 0/0 | 0-0-0 | 0 | 0 | 0 | 0 |
| 2024 | 10 | 7 | 17 | 0/0 | 0/0 | 1-0-0 | 0 | 1 | 0 | 0 |
| Career | 19 | 7 | 26 | 0/0 | 0/0 | 1-0-0 | 0 | 1 | 0 | 0 |

#6 ZACH LUTMER

LAST TIME OUT

No Statistics
at Maryland

CAREER HIGHS

Tackles: 3 vs. Washington (10/12/24)
Solo: 2 vs. Northwestern (10/26/24)

Ast: 1 vs. Washington (10/12/24)
INT: 1 at UCLA (11/8/24)

| Defense | Solo | Ast | Total | T/Loss | Sacks | Int-Yds-TD | QBH | PBU | FF | RF |
|---------|------|-----|-------|--------|-------|------------|-----|-----|----|----|
| 2024 | 7 | 1 | 8 | 0/0 | 0 | 1-0-0 | 0 | 0 | 0 | 0 |

| Punt Returns | No | Yds | Avg | TD | Lng |
|--------------|----|------|------|----|-----|
| 2024 | 1 | (-1) | (-1) | 0 | --- |

#7 JOHN NESTOR

LAST TIME OUT

1 tackle
at Maryland

CAREER HIGHS

Tackles: 3 at Michigan State (10/19/24)
Solo: 3 at Michigan State (10/19/24)
Ast: 1, 2X, last vs. Washington (10/12/24)

| Defense | Solo | Ast | Total | T/Loss | Sacks | Int-Yds-TD | QBH | PBU | FF | RF |
|---------|------|-----|-------|--------|-------|------------|-----|-----|----|----|
| 2023 | 2 | 0 | 2 | 0/0 | 0/0 | 0-0-0 | 0 | 0 | 0 | 0 |
| 2024 | 7 | 3 | 10 | 0/0 | 0/0 | 0-0-0 | 0 | 0 | 0 | 0 |
| Career | 9 | 3 | 12 | 0/0 | 0/0 | 0-0-0 | 0 | 0 | 0 | 0 |

#8 DESHAUN LEE

LAST TIME OUT

5 tackles, 1 TFL, 1 PBU
at Maryland

CAREER HIGHS

Tackles: 9 at Iowa State (9/9/23)
Solo: 5 vs. Michigan (12/2/23)
Ast: 5 at Iowa State (9/9/23)

INT: 1 vs. Wisconsin (11/2/24)
PBU: 2 at Iowa State (9/9/23)

| Defense | Solo | Ast | Total | T/Loss | Sacks | Int-Yds-TD | QBH | PBU | FF | RF |
|---------|------|-----|-------|--------|-------|------------|-----|-----|----|----|
| 2023 | 19 | 13 | 32 | 0/0 | 0/0 | 0-0-0 | 0 | 3 | 0 | 0 |
| 2024 | 22 | 14 | 36 | 1/1 | 0/0 | 1-14-0 | 0 | 3 | 0 | 0 |
| Career | 41 | 27 | 68 | 1/1 | 0/0 | 1-14-0 | 0 | 6 | 0 | 0 |

#10 NICK JACKSON

LAST TIME OUT

4 tackles, 0.5 TFL, 1 PBU
at Maryland

CAREER HIGHS

Tackles: 16, 2X, last at BYU (10/30/21)
Solo: 9, 2X, last vs. Tennessee (1/1/24)
Ast: 10, 3X, last vs. Miami (10/29/22)

TFL: 4 vs. Duke, 10/16/21
Sack: 2 at Georgia Tech (10/20/22)
INT: 1 vs. Wisconsin (11/2/24)

PBU: 2, 3X, last at Minnesota (9/21/24)
FF: 1, 3X, last vs. MSU (9/30/23)
QBH: 2, 6X, vs. Washington (10/12/24)

| Defense | Solo | Ast | Total | T/Loss | Sacks | Int-Yds-TD | QBH | PBU | FF | RF |
|---------|------|-----|-------|--------|----------|------------|-----|-----|----|----|
| 2019 | 11 | 17 | 28 | 1 | 0.5/3 | 0-0-0 | 2 | 0 | 0 | 0 |
| 2020 | 55 | 50 | 105 | 6 | 2.5/17 | 0-0-0 | 3 | 2 | 1 | 0 |
| 2021 | 54 | 63 | 117 | 6 | 2.5/18 | 0-0-0 | 6 | 2 | 0 | 0 |
| 2022 | 41 | 63 | 104 | 7 | 5/30 | 0-0-0 | 4 | 4 | 0 | 1 |
| 2023 | 51 | 59 | 110 | 8.0/26 | 4/16 | 0-0-0 | 7 | 2 | 2 | 0 |
| 2024 | 37 | 43 | 80 | 5/32 | 2/17 | 1-28-0 | 3 | 6 | 0 | 0 |
| Career | 249 | 295 | 544 | 33 | 16.5/101 | 1-28-0 | 30 | 16 | 3 | 1 |

#12 JASON REXROTH

LAST TIME OUT

No Statistics
at Maryland

CAREER HIGHS

Tackles: 2 at Minnesota (9/21/24)
Solo: 1, 2X, last vs. Washington (10/12/24)

Ast: 2, 2X, last vs. Wisconsin (11/2/24)
TFL: 1 vs. Washington (10/12/24)
FF: 1 at Nebraska (11/24/23)

| Defense | Solo | Ast | Total | T/Loss | Sacks | QBH | PBU | FF | RF |
|---------|------|-----|-------|--------|-------|-----|-----|----|----|
| 2022 | 0 | 1 | 1 | 0/0 | 0/0 | 0 | 0 | 0 | 0 |
| 2023 | 1 | 2 | 3 | 0/0 | 0/0 | 0 | 0 | 1 | 0 |
| 2024 | 1 | 4 | 5 | 1/1 | 0 | 0 | 0 | 0 | 0 |
| Career | 2 | 7 | 9 | 1/1 | 0/0 | 0 | 0 | 1 | 0 |

#16 JAMISON HEINZ

LAST TIME OUT

No Statistics (DNP)
at Maryland

CAREER HIGHS

Tackles: 6 vs Nebraska (11/25/22)
Solo: 5 vs Nebraska (11/25/22)

Ast: 1 vs Nebraska (11/25/22)
PBU: 1 vs Nebraska (11/25/22)

| Defense | Solo | Ast | Total | T/Loss | Sacks | PBU | QBH | FF | RF | Blk |
|---------|------|-----|-------|--------|-------|-----|-----|----|----|-----|
| 2022 | 8 | 1 | 9 | 0/0 | 0/0 | 1 | 0 | 0 | 0 | 0 |
| 2023 | 3 | 0 | 3 | 0/0 | 0/0 | 0 | 0 | 0 | 0 | 0 |
| 2024 | -- | -- | -- | -- | -- | -- | -- | -- | -- | -- |
| Career | 11 | 1 | 12 | 0/0 | 0/0 | 1 | 0 | 0 | 0 | 0 |

#23 LANDYN VAN KEKERIX

LAST TIME OUT

1 tackle
at Maryland

CAREER HIGHS

Tackles: 2 vs. Illinois State (8/31/24)
Solo: 2 vs. Illinois State (8/31/24)

| Defense | Solo | Ast | Total | T/Loss | Sacks | PBU | QBH | FF | RF | Blk |
|---------|------|-----|-------|--------|-------|-----|-----|----|----|-----|
| 2024 | 3 | 1 | 4 | 0/0 | 0/0 | 0 | 0 | 0 | 0 | 0 |

2024 IOWA FOOTBALL | INDIVIDUAL STATISTICS - DEFENSE

#26 KAEI KOLARIK

LAST TIME OUT

No Statistics
at Maryland

CAREER HIGHS

Tackles: 2 at Minnesota (9/21/24)
Solo: 1, 2X, last vs. Illinois State (8/31/24)
Ast: 2 at Minnesota (9/21/24)

| Defense | Solo | Ast | Total | T/Loss | Sacks | PBU | QBH | FF | RF | Blk |
|---------|------|-----|-------|--------|-------|-----|-----|----|----|-----|
| 2023 | 1 | 0 | 1 | 0/0 | 0/0 | 0 | 0 | 0 | 0 | 0 |
| 2024 | 1 | 3 | 4 | 0/0 | 0/0 | 0 | 0 | 0 | 0 | 0 |
| Career | 2 | 3 | 5 | 0/0 | 0/0 | 0 | 0 | 0 | 0 | 0 |

#27 JERMARI HARRIS

LAST TIME OUT

No Statistics (Injury)
at Maryland

CAREER HIGHS

Tackles: 8 vs. Illinois (11/18/23)
Solo: 8 vs. Illinois (11/18/23)
Ast: 3, 3X, last vs. Washington (10/12/24)
INT: 1, 8X, last vs. Washington (10/12/24)
INT TD: 1 vs. Troy (9/14/24)
TFL: 1.0, 3X, last vs. Northwestern (10/26/24)
PBU: 4 vs. Illinois (11/18/23)

| Defense | Solo | Ast | Total | T/Loss | Sacks | Int-Yds | QBH | PBU | FF | RF |
|---------|------|-----|-------|--------|-------|---------|-----|-----|----|----|
| 2019 | 2 | 0 | 2 | 0/0 | 0/0 | 0-0 | 0 | 0 | 0 | 0 |
| 2020 | 0 | 0 | 0 | 0/0 | 0/0 | 0-0 | 0 | 0 | 0 | 0 |
| 2021 | 22 | 12 | 44 | 1.5/3 | 0/0 | 4-0 | 0 | 4 | 0 | 0 |
| 2023 | 31 | 11 | 42 | 1/1 | 0/0 | 1-0 | 0 | 8 | 0 | 0 |
| 2024 | 19 | 8 | 27 | 1/4 | 0/0 | 3-60 | 0 | 7 | 0 | 0 |
| Career | 74 | 31 | 115 | 3.5/8 | 0/0 | 8-60 | 0 | 19 | 0 | 0 |

#29 SEBASTIAN CASTRO

LAST TIME OUT

3 tackles
at Maryland

CAREER HIGHS

Tackles: 9 vs. Michigan (12/2/23)
Solo: 7 at Wisconsin (10/14/23)
Ast: 5 vs. Washington (10/12/24)
Sack: 1, 2X, last at NEB (11/24/23)
TFL: 2, 4X, last at UCLA (11/8/24)
INT TD: 1 at Iowa State (9/9/23)
FF: 1, 5X, vs. Illinois St (8/31/24)
PBU: 2, 2X, last vs. ILL (11/18/23)

| Defense | Solo | Ast | Total | T/Loss | Sacks | Int-Yds | TD | QBH | PBU | FF |
|---------|------|-----|-------|--------|-------|---------|----|-----|-----|----|
| 2020 | 0 | 0 | 0 | 0/0 | 0/0 | 0-0-0 | | 0 | 0 | 0 |
| 2021 | 5 | 1 | 6 | 0/0 | 0/0 | 0-0-0 | | 0 | 1 | 0 |
| 2022 | 22 | 11 | 33 | 3/14 | 1/10 | 0-0-0 | | 0 | 5 | 3 |
| 2023 | 47 | 20 | 67 | 8/16 | 1/2 | 3-36-1 | | 1 | 8 | 1 |
| 2024 | 30 | 15 | 45 | 3/6 | 0/0 | 1-0-0 | | 1 | 1 | 1 |
| Career | 104 | 47 | 151 | 14/36 | 2/12 | 4-36-1 | | 2 | 15 | 5 |

#30 QUINN SCHULTE

LAST TIME OUT

7 tackles
at Maryland

CAREER HIGHS

Tackles: 9, 2X, last at Illinois (10/8/22)
Solo: 7, 2X, last vs. MSU (9/30/23)
Ast: 6 at Illinois (10/8/22)
TFL: 1.0, 2X, last vs. MSU (9/30/23)
INT: 1, 6X, last at UCLA (11/8/24)
PBU: 4 vs. South Dakota State (9/3/22)
QBH: 1 vs. Wisconsin (11/12/22)

| Defense | Solo | Ast | Total | T/Loss | Sacks | Int-Yds | PBU | QBH | FF | RF |
|---------|------|-----|-------|--------|-------|---------|-----|-----|----|----|
| 2020 | 3 | 0 | 3 | 0/0 | 0/0 | 0-0 | 0 | 0 | 0 | 0 |
| 2021 | 2 | 0 | 2 | 0/0 | 0/0 | 1-42 | 0 | 0 | 0 | 0 |
| 2022 | 43 | 28 | 71 | 0.5/1 | 0/0 | 1-0 | 6 | 1 | 0 | 0 |
| 2023 | 40 | 25 | 65 | 2.5/9 | 0/0 | 1-39 | 4 | 0 | 0 | 0 |
| 2024 | 32 | 19 | 51 | 0/0 | 0/0 | 3-23 | 3 | 0 | 0 | 0 |
| Career | 120 | 72 | 192 | 3.0/10 | 0/0 | 6-104 | 13 | 1 | 0 | 0 |

#34 JAY HIGGINS

LAST TIME OUT

8 tackles, 0.5 TFL, 1 INT, 1 PBU
at Maryland

CAREER HIGHS

Tackles: 18 at Penn State (9/23/23)
Solo: 14 vs. Tennessee (1/1/24)
Ast: 12 vs. Minnesota (10/21/23)
TFL: 2 at Northwestern (11/4/23)
Sack: 1, 2X, last vs. Tennessee (1/1/24)
FR: 1, 4X, last at Ohio State (10/5/24)
INT: 1, 6X, last at MD (11/23/24)
PBU: 2 vs. Utah State (9/2/23)
QBH: 1, 8X, at UCLA (11/8/24)
FF: 1, 2X, last at Ohio State (10/5/24)

| Defense | Solo | Ast | Total | T/Loss | Sacks | Int-Yds | PBU | QBH | FF | RF |
|---------|------|-----|-------|--------|--------|---------|-----|-----|----|----|
| 2020 | 2 | 0 | 2 | 0/0 | 0/0 | 0-0 | 0 | 0 | 0 | 0 |
| 2021 | 3 | 2 | 5 | 0/0 | 0/0 | 0-0 | 0 | 0 | 0 | 0 |
| 2022 | 20 | 19 | 39 | 1.5/3 | 0.5/3 | 0-0 | 0 | 0 | 0 | 1 |
| 2023 | 79 | 92 | 171 | 5.0/13 | 2/9 | 1-0 | 4 | 4 | 1 | 2 |
| 2024 | 45 | 61 | 106 | 1.5/7 | 1/5 | 4-15 | 5 | 4 | 2 | 1 |
| Career | 149 | 174 | 323 | 8/23 | 3.5/17 | 5-15 | 9 | 8 | 3 | 4 |

#37 KYLER FISHER

LAST TIME OUT

2 tackles, 0.5 TFL
at Maryland

CAREER HIGHS

Tackles: 7 at Penn State (9/23/23)
Solo: 5, 2X vs. Iowa State (9/7/24)
Ast: 2, 4X, last at MSU (10/19/24)
TFL: 1, 4X, last vs. Wisconsin (11/2/24)
Sack: 1 vs. Minnesota (10/21/23)
PBU: 1, 2X, last vs. Illinois State (8/31/24)
FF: 1, 2X, last at UCLA (11/8/24)
Punt Block TD: 1 at Nebraska (11/26/21)

| Defense | Solo | Ast | Total | T/Loss | Sacks | Int-Yds | PBU | QBH | FF | RF |
|---------|------|-----|-------|--------|-------|---------|-----|-----|----|----|
| 2020 | 2 | 0 | 2 | 0/0 | 0/0 | 0-0 | 0 | 0 | 0 | 0 |
| 2021 | 3 | 2 | 5 | 0/0 | 0/0 | 0-0 | 0 | 0 | 0 | 0 |
| 2022 | 2 | 3 | 5 | 0/0 | 0/0 | 0-0 | 0 | 0 | 0 | 0 |
| 2023 | 18 | 8 | 26 | 3.5/7 | 1.0/2 | 0-0 | 1 | 1 | 1 | 0 |
| 2024 | 16 | 9 | 25 | 2/6 | 0/0 | 0-0 | 1 | 0 | 1 | 0 |
| Career | 41 | 22 | 63 | 5.5/13 | 1.0/2 | 0-0 | 2 | 1 | 2 | 0 |

#41 JADEN HARRELL

LAST TIME OUT

No Statistics
at Maryland

CAREER HIGHS

Tackles: 2 vs. Washington (10/12/24)
Solo: 1, 2x, last vs. Wisconsin (11/2/24)
Ast: 2 vs. Washington (10/12/24)
FR: 1 at at UCLA (11/8/24)
QBH: 1 at UCLA (11/8/24)

| Defense | Solo | Ast | Total | T/Loss | Sacks | Int-Yds | PBU | QBH | FF | RF |
|---------|------|-----|-------|--------|-------|---------|-----|-----|----|----|
| 2023 | 0 | 1 | 1 | 0/0 | 0/0 | 0-0 | 0 | 0 | 0 | 0 |
| 2024 | 4 | 4 | 8 | 0/0 | 0/0 | 0-0 | 0 | 1 | 0 | 1 |
| Career | 4 | 5 | 9 | 0/0 | 0/0 | 0-0 | 0 | 1 | 0 | 1 |

#42 ZACH TWEDT

LAST TIME OUT

No Statistics
at Maryland

CAREER HIGHS

Tackles: 1 at Minnesota (9/21/24)
Ast: 1 at Minnesota (9/21/24)

| Defense | Solo | Ast | Total | T/Loss | Sacks | PBU | QBH | FF | RF | Blk |
|---------|------|-----|-------|--------|-------|-----|-----|----|----|-----|
| 2024 | 0 | 1 | 1 | 0/0 | 0/0 | 0 | 0 | 0 | 0 | 0 |

#43 KARSON SHARAR

LAST TIME OUT

No Statistics (Injury)
at Maryland

CAREER HIGHS

Tackles: 5 vs. Washington (10/12/24)
Solo: 2, 4X, last vs. Washington (10/12/24)
Ast: 3 vs. Washington (10/12/24)
TFL: 1 vs. Northwestern (10/26/24)
FR: 1 at Nebraska (11/24/23)

| Defense | Solo | Ast | Total | T/Loss | Sacks | Int-Yds | PBU | QBH | FF | RF |
|---------|------|-----|-------|--------|-------|---------|-----|-----|----|----|
| 2021 | 0 | 0 | 0 | 0/0 | 0/0 | 0-0 | 0 | 0 | 0 | 0 |
| 2022 | 0 | 1 | 1 | 0/0 | 0/0 | 0-0 | 0 | 0 | 0 | 0 |
| 2023 | 6 | 2 | 8 | 0.5/1 | 0/0 | 0-0 | 0 | 0 | 0 | 1 |
| 2024 | 6 | 5 | 11 | 1/2 | 00 | 0-0 | 0 | 0 | 0 | 0 |
| Career | 12 | 8 | 20 | 1.5/3 | 0/0 | 0-0 | 0 | 0 | 0 | 1 |

#44 KENNETH MERRIEWEATHER

LAST TIME OUT

No Statistics
at Maryland

CAREER HIGHS

Tackles: 1 vs. Northwestern (10/26/24)
Ast: 1 vs. Northwestern (10/26/24)
TFL: 0.5 vs. Northwestern (10/26/24)
Sack: 0.5 vs. Northwestern (10/26/24)

| Defense | Solo | Ast | Total | T/Loss | Sacks | PBU | QBH | FF | RF | Blk |
|---------|------|-----|-------|--------|-------|-----|-----|----|----|-----|
| 2024 | 0 | 1 | 1 | 0.5/6 | 0.5/6 | 0 | 0 | 0 | 0 | 0 |

#45 DEONTAE CRAIG

LAST TIME OUT

4 tackles, 0.5 TFL
at Maryland

CAREER HIGHS

Tackles: 8, 2X, last vs. MINN (10/21/23)
Solo: 3, 4X, last at MD (11/23/24)
Ast: 7, 2X, last vs. MINN (10/21/23)
Sacks: 1.5 vs. Wisconsin (11/12/22)
TFL: 3.5 vs. Kentucky (12/31/22)
QBH: 2, 2X, last at Minn (9/21/24)
PBU: 1, 3X, last vs. WIS (11/2/24)
FF: 1, 3X, last vs. Kentucky (12/31/22)
RF: 1 at Minnesota (11/19/22)
Punt Blk: 1 vs. Wisconsin (11/12/22)

| Defense | Solo | Ast | Total | T/Loss | Sacks | QBH | PBU | RF | FF | Blk |
|---------|------|-----|-------|--------|--------|-----|-----|----|----|-----|
| 2021 | 4 | 10 | 14 | 2.5/18 | 1.5/15 | 0 | 0 | 0 | 0 | 0 |
| 2022 | 12 | 19 | 31 | 10/65 | 6.5/57 | 3 | 1 | 1 | 3 | 1 |
| 2023 | 15 | 36 | 51 | 5.0/25 | 3/22 | 7 | 1 | 0 | 0 | 0 |
| 2024 | 13 | 20 | 33 | 1.5/8 | 1/7 | 5 | 1 | 0 | 0 | 0 |
| Career | 44 | 85 | 129 | 19/116 | 12/101 | 15 | 3 | 1 | 3 | 1 |

#48 MAX LLEWELLYN

LAST TIME OUT

2 tackles, 1 TFL, 1 sack, 1 QBH
at Maryland

CAREER HIGHS

Tackles: 5 vs. Tennessee (1/1/24)
Solo: 4 vs. Tennessee (1/1/24)
Ast: 3 at Ohio State (10/5/24)
Sack: 1.0, 5X, last at MD (11/23/24)
TFL: 1.5 vs. Illinois State (8/31/24)
QBH: 2 at UCLA (11/8/24)
PBU: 1, 3X, last at Minnesota (9/21/24)
FR: 1 vs. Washington (10/12/24)

| Defense | Solo | Ast | Total | T/Loss | Sacks | Int-Yds | QBH | PBU | FF | RF |
|---------|------|-----|-------|--------|--------|---------|-----|-----|----|----|
| 2022 | 1 | 2 | 3 | 0.5/1 | 0/0 | 0-0 | 1 | 0 | 0 | 0 |
| 2023 | 9 | 4 | 13 | 2.5/23 | 2.5/23 | 0-0 | 1 | 1 | 0 | 0 |
| 2024 | 10 | 8 | 18 | 7/36 | 4.5/31 | 0-0 | 6 | 3 | 0 | 1 |
| Career | 20 | 14 | 34 | 9.5/58 | 6.5/52 | 0-0 | 8 | 4 | 0 | 1 |

2024 IOWA FOOTBALL / INDIVIDUAL STATISTICS - DEFENSE/SPECIALISTS

#49 ETHAN HURKETT

LAST TIME OUT

6 tackles, 2 sacks, 3 TFL
at Maryland

CAREER HIGHS

Sack: 2, 2X, last at MD (11/23/24) **INT:** 1 at Nebraska (11/24/23)
Tackles: 9, 2X, last at NEB (11/24/23) **TFL:** 3 at MD (11/23/24) **FF:** 2 vs. Troy (9/14/24)
Solo: 5, 3X, last at UCLA (11/8/24) **QBH:** 1, 7X, last vs. Wash. (10/12/24)
Ast: 4, 3X, last vs. Wash. (10/12/24) **RF:** 1 vs. MSU (9/30/23)

| Defense | Solo | Ast | Total | T/Loss | Sacks | Int-Yds | PBU | QBH | FF | RF |
|---------|------|-----|-------|--------|--------|---------|-----|-----|----|----|
| 2021 | 2 | 2 | 4 | 0.5/1 | 0/0 | 0-0 | 0 | 1 | 0 | 0 |
| 2022 | 10 | 5 | 15 | 2/12 | 1/10 | 0-0 | 0 | 1 | 0 | 0 |
| 2023 | 26 | 26 | 52 | 6/8 | 0/0 | 1-16 | 0 | 3 | 0 | 1 |
| 2024 | 26 | 20 | 46 | 7.5/34 | 5.5/26 | 0-0 | 0 | 2 | 2 | 0 |
| Career | 64 | 53 | 117 | 16/55 | 5.5/36 | 1-16 | 0 | 7 | 2 | 1 |

#51 LUKE GAFFNEY

LAST TIME OUT

No Statistics
at Maryland

CAREER HIGHS

Tackles: 1 vs. Northwestern (10/26/24)
Ast: 1 vs. Northwestern (10/26/24)

| Defense | Solo | Ast | Total | T/Loss | Sacks | PBU | QBH | FF | RF | Blk |
|---------|------|-----|-------|--------|-------|-----|-----|----|----|-----|
| 2024 | 0 | 1 | 1 | 0/0 | 0/0 | 0 | 0 | 0 | 0 | 0 |

#55 JEREMIAH PITTMAN

LAST TIME OUT

1 tackle
at Maryland

CAREER HIGHS

Tackles: 3, 2X, last at Minnesota (9/21/24) **TFL:** 1 vs. Nevada (9/17/22)
Solo: 2, 4X, last at Minnesota (9/21/24) **RF:** 1 vs. Western Michigan (9/16/23)
Ast: 1, 7X, last at MD (11/23/24) **PBU:** 1 vs. Washington (10/12/24)

| Defense | Solo | Ast | Total | T/Loss | Sacks | Int-Yds | QBH | PBU | FF | RF |
|---------|------|-----|-------|--------|-------|---------|-----|-----|----|----|
| 2022 | 3 | 1 | 4 | 1/1 | 0/0 | 0-0 | 0 | 0 | 0 | 0 |
| 2023 | 3 | 3 | 6 | 0/0 | 0/0 | 0-0 | 0 | 0 | 0 | 1 |
| 2024 | 8 | 6 | 14 | 1.5/3 | 0/0 | 0-0 | 0 | 1 | 0 | 0 |
| Career | 14 | 10 | 24 | 2.5/4 | 0/0 | 0-0 | 0 | 1 | 0 | 1 |

#57 WILL HUBERT

LAST TIME OUT

No Statistics (DNP)
at Maryland

CAREER HIGHS

Tackles: 2, 2X, last at Minnesota (9/21/24) **FR:** 1 vs. Northwestern (10/26/24)
Solo: 1 vs. Illinois St (8/31/24)
Ast: 2 at Minnesota (9/21/24)

| Defense | Solo | Ast | Total | T/Loss | Sacks | Int-Yds | QBH | PBU | FF | RF |
|---------|------|-----|-------|--------|-------|---------|-----|-----|----|----|
| 2024 | 1 | 3 | 4 | 0/0 | 0/0 | 0-0 | 0 | 0 | 0 | 1 |

#90 BRIAN ALLEN

LAST TIME OUT

No Statistics
at Maryland

CAREER HIGHS

Tackles: 4, 2X, last at MSU (10/19/24) **TFL:** 2.5 vs. Troy (9/14/24)
Solo: 3, 2X, last at MSU (10/19/24) **PBU:** 1 vs. Illinois State (8/31/24)
Ast: 1, 5X, last at MSU (10/19/24) **QBH:** 1, 3x, last vs. Washington (10/12/24)
Sack: 1, 3X, last vs. Washington (10/12/24)

| Defense | Solo | Ast | Total | T/Loss | Sacks | QBH | PBU | Blk | RF |
|---------|------|-----|-------|--------|-------|-----|-----|-----|----|
| 2023 | 0 | 1 | 1 | 0/0 | 0/0 | 1 | 0 | 0 | 0 |
| 2024 | 13 | 4 | 17 | 4.5/19 | 3/14 | 2 | 1 | 0 | 0 |
| Career | 13 | 5 | 18 | 4.5/19 | 3/14 | 3 | 1 | 0 | 0 |

#94 YAHYA BLACK

LAST TIME OUT

1 tackle
at Maryland

CAREER HIGHS

Tackles: 7 at Penn State (9/23/23) **TFL:** 1.5 vs. Troy (9/14/24) **QBH:** 1, 4x, last at MSU (10/19/24)
Solo: 4, at Penn State (9/23/23) **FF:** 1, 2X, last at Wisconsin (10/14/23) **FG Block:** 1, vs. Washington (10/12/24)
Ast: 5 vs. Minnesota (10/21/23) **PBU:** 2 vs. Illinois (11/17/23)

| Defense | Solo | Ast | Total | T/Loss | Sacks | Int-Yds | QBH | PBU | FF | BLK |
|---------|------|-----|-------|--------|--------|---------|-----|-----|----|-----|
| 2020 | 1 | 2 | 3 | 0.5/1 | 0/0 | 0-0 | 0 | 0 | 0 | 0 |
| 2021 | 7 | 11 | 18 | 0/0 | 0/0 | 0-0 | 0 | 2 | 1 | 0 |
| 2022 | 3 | 8 | 11 | 1.5/2 | 1/1 | 0-0 | 0 | 2 | 0 | 0 |
| 2023 | 22 | 29 | 51 | 5/27 | 3.5/21 | 0-0 | 2 | 4 | 1 | 0 |
| 2024 | 14 | 15 | 29 | 5/11 | 1/5 | 0-0 | 2 | 2 | 0 | 1 |
| Career | 47 | 65 | 112 | 12/41 | 5.5/27 | 0-0 | 4 | 10 | 2 | 1 |

#95 AARON GRAVES

LAST TIME OUT

1 tackle
at Maryland

CAREER HIGHS

Tackles: 6 vs. Minnesota (10/21/23) **INT:** 3 vs. Illinois State (8/31/24) **QBH:** 1, 2X, last at UCLA (11/8/24)
Solo: 4 vs. Illinois State (8/31/24) **Sacks:** 3 vs. Illinois State (8/31/24)
Ast: 6 vs. Minnesota (10/21/23) **FF:** 2 vs. Washington (10/12/24)
PBU: 1, 3X, last at UCLA (11/8/24)

| Defense | Solo | Ast | Total | T/Loss | Sacks | Int-Yds | QBH | PBU | FF | RF |
|---------|------|-----|-------|---------|--------|---------|-----|-----|----|----|
| 2022 | 5 | 9 | 14 | 6/25 | 2.5/14 | 0-0 | 0 | 0 | 0 | 0 |
| 2023 | 15 | 22 | 37 | 4.5/26 | 2/13 | 0-0 | 0 | 1 | 1 | 0 |
| 2024 | 12 | 13 | 25 | 6/30 | 5/26 | 0-0 | 3 | 1 | 2 | 0 |
| Career | 32 | 44 | 76 | 16.5/81 | 9.5/53 | 0-0 | 3 | 2 | 3 | 0 |

#97 CADEN CRAWFORD

LAST TIME OUT

No Statistics (DNP)
at Maryland

CAREER HIGHS

Tackles: 2 vs. Illinois State (8/31/24) **Ast:** 1 vs. Illinois State (8/31/24)
Solo: 1 vs. Illinois State (8/31/24) **RF:** 1 vs. Illinois State (8/31/24)

| Defense | Solo | Ast | Total | T/Loss | Sacks | Int-Yds | QBH | PBU | FF | RF |
|---------|------|-----|-------|--------|-------|---------|-----|-----|----|----|
| 2023 | 0 | 0 | 0 | 0/0 | 0/0 | 0-0 | 0 | 0 | 0 | 0 |
| 2024 | 1 | 1 | 2 | 0/0 | 0/0 | 0-0 | 0 | 0 | 0 | 1 |
| Career | 1 | 1 | 2 | 0/0 | 0/0 | 0-0 | 0 | 0 | 0 | 1 |

#9 RHYS DAKIN

LAST TIME OUT

3 punts, 44 avg, long 53, 2 In-20
at Maryland

CAREER HIGHS

Punts: 9 vs. Iowa State (9/7/24)
Yards: 363 vs. Iowa State (9/7/24)
Avg: 58.0 vs. Washington (10/12/24)
Long: 61 vs. Washington (10/12/24)

| Punting | No | Yds | Avg | Lng | 50+ | In-20 | TB | FC |
|---------|----|-------|------|-----|-----|-------|----|----|
| 2024 | 51 | 2,290 | 44.9 | 61 | 15 | 24 | 5 | 25 |

#18 DREW STEVENS

LAST TIME OUT

2-2 PAT, 5-5 FG
at Maryland

CAREER HIGHS

PAT: 6 vs. Wisconsin (11/2/24)
PAT Att: 6 vs. Wisconsin (11/2/24)
FG: 5 at Maryland (11/23/24)
FGA: 5 at Maryland (11/23/24)
Long: 54, 2X, last at Maryland (11/23/24)

| Scoring | FGs | Lng | PATs | Points |
|---------|-------|-----|-------|--------|
| 2022 | 16-18 | 54 | 24-24 | 72 |
| 2023 | 18-26 | 53 | 19-20 | 73 |
| 2024 | 17-20 | 54 | 36-36 | 87 |
| Career | 51-64 | 54 | 76-77 | 232 |

| Field Goals | 1-19 | 20-29 | 30-39 | 40-49 | 50+ | Total | Blk |
|-------------|------|-------|-------|-------|------|-------|-----|
| 2022 | 0-0 | 7-7 | 3-3 | 4-6 | 2-2 | 16-18 | 0 |
| 2023 | 0-0 | 7-8 | 5-6 | 4-8 | 2-4 | 18-26 | 3 |
| 2024 | 0-0 | 8-8 | 1-1 | 5-5 | 3-6 | 17-20 | -- |
| Career | 0-0 | 22-23 | 9-10 | 13-19 | 7-12 | 52-64 | 3 |

2024 IOWA FOOTBALL | SUPERLATIVES UNDER COACH FERENTZ

MOST POINTS

| | | |
|----|-------------------------|----------|
| 1. | 63 at Illinois | 11/17/18 |
| 2. | 62 vs. North Texas | 9/25/15 |
| | 62 vs. Northwestern | 11/9/02 |
| 4. | 59 vs. Western Michigan | 9/21/13 |
| | 59 vs. Northwestern | 11/10/01 |
| 6. | 57 vs. Akron | 8/31/02 |
| 7. | 56 at Nebraska | 11/24/17 |
| | 56 vs. Ball State | 9/3/05 |
| | 56 vs. Buffalo | 9/6/03 |

FEWEST POINTS ALLOWED

| | | |
|----|-----------------------------|----------------|
| 1. | 0 vs. Illinois State | 8/31/24 |
| | 0 vs. Rutgers | 11/11/23 |
| | 0 vs. Kentucky | 12/31/22 |
| | 0 vs. Nevada | 9/17/22 |
| | 0 at Northwestern | 10/26/19 |
| | 0 vs. Rutgers | 9/7/19 |
| | 0 at Illinois | 11/17/18 |
| | 0 vs. Maryland | 10/20/18 |
| | 0 at Illinois | 11/19/16 |
| | 0 vs. Ball State | 9/26/10 |
| | 0 vs. Minnesota | 11/21/09 |
| | 0 at Minnesota | 11/22/08 |
| | 0 vs. Florida International | 9/6/08 |
| | 0 vs. Syracuse | 9/8/07 |
| | 0 vs. Ball State | 9/3/05 |
| | 0 vs. Kent State | 9/1/01 |
| | 0 vs. Northern Illinois | 9/18/99 |

MOST FIRST DOWNS

| | | |
|----|-------------------------|----------|
| 1. | 30 vs. Middle Tennessee | 9/28/19 |
| | 30 vs. Kent State | 9/1/01 |
| 3. | 29 at Iowa State | 9/9/17 |
| | 29 vs. Indiana | 9/30/00 |
| | 29 vs. Indiana | 10/23/99 |
| 6. | 28 vs. North Texas | 9/16/17 |
| | 28 at Purdue | 11/9/13 |
| | 28 vs. Louisiana-Monroe | 9/24/11 |
| | 28 vs. Ball State | 9/26/10 |
| | 28 at Indiana | 10/11/08 |
| | 28 vs. Minnesota | 11/19/05 |
| | 28 vs. Buffalo | 9/6/03 |

FEWEST FIRST DOWNS ALLOWED

| | | |
|-----|--------------------------|----------|
| 1. | 5 vs. Rutgers | 9/7/19 |
| | 5 vs. Syracuse | 9/8/07 |
| 3. | 6 vs. South Dakota State | 9/3/22 |
| | 6 vs. Eastern Illinois | 9/4/10 |
| | 6 at Minnesota | 11/22/08 |
| | 6 vs. Penn State | 10/23/04 |
| 7. | 7 vs. Rutgers | 11/11/23 |
| | 7 vs. Maryland | 10/20/18 |
| 9. | 8 vs. Western Michigan | 9/16/23 |
| | 8 vs. Ball State | 9/26/10 |
| | 8 vs. Arizona | 9/19/09 |
| 12. | 9 at Purdue | 9/27/14 |
| | 9 vs. Western Michigan | 9/21/13 |
| | 9 vs. Georgia Tech | 1/5/10 |
| | 9 vs. Penn State | 10/25/03 |

MOST RUSHING ATTEMPTS

| | | |
|----|-------------------------|-----------------|
| 1. | 60 at Iowa State | 9/14/13 |
| | 60 vs. Kent State | 9/4/04 |
| 3. | 59 vs. North Texas | 9/16/17 |
| | 59 vs. Northwestern | 11/10/01 |
| 5. | 58 at Maryland | 11/23/24 |
| | 58 vs. Western Michigan | 9/21/13 |
| | 58 vs. Missouri State | 9/7/13 |
| 7. | 56 vs. Minnesota | 11/16/02 |
| 8. | 55 at Illinois | 11/15/14 |
| 9. | 54 vs. Wisconsin | 11/2/24 |
| 10 | 53 at Purdue | 10/15/16 |
| | 53 vs. Minnesota | 11/17/01 |

FEWEST RUSHING ATT., OPPONENT

| | | |
|----|------------------------|----------|
| 1. | 17 by Maryland | 10-1/21 |
| | 17 by North Texas | 9/16/17 |
| | 17 by Miami (Ohio) | 9/7/02 |
| 4. | 18 by USC | 12/27/19 |
| | 18 by Purdue | 10/19/19 |
| 6. | 19 by Iowa State | 9/14/19 |
| | 19 by Kent State | 9/4/05 |
| 8. | 20 by Western Michigan | 9/21/13 |
| | 20 by Michigan State | 10/30/10 |
| | 20 by Michigan | 10/26/02 |
| | 20 by Utah State | 9/21/02 |
| | 20 by Texas Tech | 11/29/01 |

MOST RUSHING YARDS

| | | |
|-----|--------------------------|----------------|
| 1. | 376 vs. Akron | 8/31/02 |
| 2. | 365 at Purdue | 10/15/16 |
| | 365 vs. Minnesota | 11/16/02 |
| 4. | 351 vs. Middle Tennessee | 9/28/19 |
| 5. | 329 vs. Wisconsin | 11/2/24 |
| 6 | 318 at Purdue | 11/9/13 |
| 7. | 313 at Nebraska | 11/24/17 |
| 8. | 304 at Illinois | 11/15/14 |
| 9. | 301 vs. Illinois | 10/1/05 |
| 10. | 300 vs. Utah State | 9/21/02 |

FEWEST RUSHING YARDS ALLOWED

| | | |
|----|---------------------|----------|
| 1. | -13 vs. Kent State | 9/4/04 |
| 2. | 6 vs. Northern Iowa | 9/15/18 |
| 3. | 7 at Minnesota | 11/22/08 |
| 4. | 10 vs. Montana | 9/2/06 |
| 5. | 14 vs. Miami (Ohio) | 9/7/02 |
| 6. | 18 vs. Northwestern | 10/29/22 |
| 7. | 19 vs. Iowa State | 9/8/18 |
| | 19 vs. Wisconsin | 10/12/05 |
| 9. | 22 vs. USC | 12/27/19 |

MOST PASSES ATTEMPTED

| | | |
|-----|-----------------------|----------|
| 1 | 61 vs. Indiana | 10/23/99 |
| 2. | 56 at Maryland | 10/18/14 |
| 3. | 55 vs. Ball State | 9/6/14 |
| | 55 vs. Florida | 1/1/06 |
| 5. | 50 at Penn State | 10/27/18 |
| 6. | 51 vs. Northwestern | 10/31/20 |
| | 51 vs. Minnesota | 11/20/99 |
| 8. | 48 vs. Pittsburgh | 9/17/11 |
| 9. | 47 vs. Michigan State | 11/12/11 |
| 10. | 46 vs. Michigan State | 10/5/13 |
| | 46 vs. Purdue | 11/6/04 |

MOST PASSES COMPLETED

| | | |
|----|----------------------|----------|
| 1. | 36 vs. Indiana | 9/30/99 |
| 2. | 35 vs. Ball State | 9/6/14 |
| 3. | 32 at Maryland | 10/18/14 |
| | 32 vs. Florida | 1/1/06 |
| 5. | 31 vs. Northern Iowa | 8/30/14 |
| | 31 vs. Pittsburgh | 9/17/11 |
| 7. | 30 vs. Indiana | 9/30/00 |
| 8. | 29 vs. Ohio State | 10/30/99 |
| 9. | 28 vs. Minnesota | 11/20/99 |

FEWEST PASSES ATT., OPPONENT

| | | |
|-----|-------------------------|----------|
| 1. | 9 by Georgia Tech | 1/5/10 |
| 2. | 10 by Northwestern | 10/27/12 |
| 3. | 13 by Nebraska | 9/23/00 |
| | 13 by Iowa State | 9/11/99 |
| 5. | 14 by Wisconsin | 11/22/14 |
| | 14 by Minnesota | 11/8/14 |
| | 14 by Northwestern | 10/26/13 |
| | 14 by Nebraska | 11/23/12 |
| 9. | 15 by Minnesota | 11/19/22 |
| | 15 by Nebraska | 9/4/99 |
| 11. | 16 by Maryland | 10/20/18 |
| | 16 by Northern Illinois | 9/1/12 |
| | 16 by Wisconsin | 11/13/99 |

FEWEST PASSES COMP., OPPONENT

| | | |
|-----|------------------------|----------|
| 1. | 2 by Georgia Tech | 1/5/10 |
| 2. | 6 by Maryland | 10/20/18 |
| | 6 by Northern Illinois | 9/1/12 |
| | 6 by Iowa State | 9/11/99 |
| 5. | 7 by Rutgers | 11/11/23 |
| | 7 by Western Michigan | 9/16/23 |
| | 7 by Minnesota | 11/19/22 |
| | 7 by LSU | 1/1/14 |
| | 7 by Indiana | 10/11/14 |
| | 7 by Northwestern | 10/27/12 |
| | 7 by Syracuse | 9/8/07 |
| | 7 by Buffalo | 9/6/03 |
| 13. | 8 by Nebraska | 11/23/12 |
| | 8 by Ball State | 9/26/10 |
| 15. | 9 by Minnesota | 10/28/17 |
| | 9 by Northwestern | 11/1/14 |
| | 9 by Maine | 8/30/08 |
| | 9 by Penn State | 11/13/04 |
| | 9 by Minnesota | 10/23/04 |

MOST PASSING YARDS

| | | |
|----|--------------------|----------|
| 1. | 426 vs. Indiana | 10/23/99 |
| 2. | 399 vs. Pittsburgh | 9/17/11 |
| 3. | 380 vs. Indiana | 9/30/00 |
| 4. | 377 vs. Minnesota | 11/19/05 |
| 5. | 364 at Minnesota | 11/18/06 |
| 6. | 357 vs. Purdue | 10/8/05 |

FEWEST PASSING YARDS ALLOWED

| | | |
|-----|--------------------------|----------|
| 1. | 12 vs. Georgia Tech | 1/5/10 |
| 2. | 47 vs. Rutgers | 9/7/19 |
| | 47 vs. Maryland | 10/20/18 |
| 4. | 54 vs. Northern Illinois | 9/1/12 |
| 5. | 56 vs. Ball State | 9/26/10 |
| 6. | 58 vs. Buffalo | 9/6/03 |
| 7. | 63 vs. Nebraska | 11/23/12 |
| 8. | 72 at Purdue | 9/27/14 |
| 9. | 73 vs. Minnesota | 11/20/04 |
| 10. | 74 vs. Maryland | 10/31/15 |
| 11. | 75 vs. Northwestern | 11/1/14 |
| 12. | 79 vs. Syracuse | 9/8/07 |
| 13. | 81 at Northwestern | 11/4/23 |
| 14. | 82 vs. Nevada | 9/17/22 |
| | 82 at Illinois | 11/17/18 |

MOST TOTAL OFFENSE

| | | |
|----|--------------------------|----------|
| 1. | 644 vs. Middle Tennessee | 9/28/19 |
| 2. | 613 vs. Minnesota | 11/19/05 |
| 3. | 602 vs. Northwestern | 11/10/01 |
| 4. | 593 vs. Akron | 8/31/02 |
| 5. | 587 at Illinois | 11/14/14 |
| 6. | 562 vs. Ball State | 9/26/10 |
| 7. | 552 vs. Indiana | 10/23/99 |
| 8. | 546 at Minnesota | 11/18/06 |
| 9. | 545 vs. Northern Iowa | 9/15/18 |

FEWEST TOTAL YARDS ALLOWED

| | | |
|----|----------------------------|----------|
| 1. | 103 vs. Syracuse | 9/8/07 |
| 2. | 110 vs. Kent State | 9/4/04 |
| 3. | 112 vs. Ball State | 9/26/10 |
| 4. | 115 vs. Maryland | 10/20/18 |
| 5. | 120 vs. South Dakota State | 9/3/22 |
| 6. | 125 vs. Rutgers | 9/7/19 |
| 7. | 127 vs. Rutgers | 11/11/23 |
| 8. | 134 at Minnesota | 11/22/08 |
| 9. | 144 vs. Montana | 9/2/06 |
| | 144 vs. Ball State | 9/3/05 |

PUNTING AVERAGE (MIN. OF 4)

| | | |
|-----|---------------------------|----------------|
| 1. | 53.0 at Northwestern | 10/21/17 |
| 2. | 52.3 at Penn State | 9/23/23 |
| 3. | 51.8 at Purdue | 11/5/22 |
| 4. | 51.6 vs. Illinois | 11/18/23 |
| 5. | 51.5 vs. Western Michigan | 9/9/00 |
| 6. | 51.4 vs. Tennessee | 1/1/24 |
| 7. | 51.1 at Iowa State | 9/11/21 |
| 8. | 51.0 vs. Arizona | 9/19/09 |
| 9. | 50.7 vs. Iowa State | 9/10/22 |
| 10. | 50.6 at Wisconsin | 10/14/23 |
| 11. | 50.4 vs. Michigan | 12/2/23 |
| 12. | 50.2 vs. Penn State | 11/4/00 |
| 13. | 50.0 vs. Kentucky | 1/1/22 |
| | 50.0 vs. Wisconsin | 11/13/99 |
| 15. | 49.6 vs. Minnesota | 9/21/24 |
| 16. | 49.5 vs. Indiana | 9/4/21 |
| 17. | 49.3 vs. Minnesota | 10/21/23 |
| 18. | 49.2 vs. LSU | 1/1/05 |
| | 49.2 vs. Troy | 9/14/24 |

MOST TIME OF POSSESSION

| | | |
|-----|-----------------------------|----------|
| 1. | 41:53 vs. Kent State | 9/4/04 |
| 2. | 40:55 vs. Maryland | 10/20/18 |
| 3. | 40:45 vs. North Texas | 9/16/17 |
| 4. | 39:00 at Maryland | 10/1/21 |
| 5. | 38:42 vs. Northern Illinois | 9/1/12 |
| 6. | 38:27 vs. Michigan | 10/26/02 |
| 7. | 38:22 vs. Rutgers | 11/11/23 |
| 8. | 38:18 vs. Missouri State | 9/7/13 |
| 9. | 38:07 at Indiana | 10/11/08 |
| 10. | 38:03 at Iowa State | 9/14/13 |
| 11. | 37:56 vs. Arizona | 9/19/09 |
| 12. | 37:38 vs. Rutgers | 9/7/19 |
| 13. | 37:37 at Minnesota | 11/22/08 |
| 14. | 37:36 vs. Nebraska | 11/28/14 |

Bold denotes 2024

2024 IOWA FOOTBALL | POSTGAME NOTES & GAME SUMMARY

ILLINOIS STATE (0-1) at #25 IOWA (1-0)

SATURDAY, AUG. 31, 2024 | DUKE SLATER FIELD AT KINNICK STADIUM

| | 1 | 2 | 3 | 4 | FINAL | |
|----------------|---|---|----|----|-------|--------------------------------|
| Illinois State | 0 | 0 | 0 | 0 | 0 | ATTENDANCE: 69,250 |
| #25 Iowa | 3 | 3 | 13 | 21 | 40 | TEMPERATURE: 76 degrees, sunny |
| | | | | | | TIME OF GAME: 3:10 |

IOWA NOTES

- The victory is head coach Kirk Ferentz’s 197th career win – two behind Chicago’s Amos Alonzo Stagg for the second-most victories in Big Ten history.
- The Hawkeyes improve to 101-33-2 all-time in season openers, including a 22-4 record under Ferentz.
- Assistant head coach Seth Wallace was the acting head coach with Ferentz serving a one game school-imposed suspension for a recruiting contact violation.

INDIVIDUAL NOTES

- Senior QB Cade McNamara completed 21-of-31 passes for 251 yards and three touchdowns.
- McNamara’s passing yardage is his high as a Hawkeye.
- He is now 18-4 in his career as a starter.
- Junior Kaleb Johnson paced the team with 11 carries for 119 yards and two touchdowns – a 64-yarder and 18-yarder in the fourth quarter.
- It is Johnson’s fifth career 100-yard game and he tied a career-best with two rushing touchdowns.
- The 64-yard rush is the third-longest rush of Johnson’s career (75 at Purdue in 2022; 67 vs. Purdue in 2023).
- It was Johnson’s 10th and 11th career rushing touchdowns.
- Freshman WR Reece Vander Zee finished with five receptions for 66 yards and two touchdowns -- a 7-yarder -- the first of his career – in the third quarter and a 19-yarder early in the fourth.
- Vander Zee is the first Hawkeye true freshman with a receiving touchdown in the season opener since Dominique Douglas vs. Montana in 2006.
- He is the first Hawkeye freshman wideout to have two receiving touchdowns in a game since Ihmir Smith-Marsette at Iowa State in 2017.
- Junior WR Jacob Gill had a 31-yard touchdown in the third quarter. It was his first touchdown as a Hawkeye and the third of his career.
- Gill finished with three receptions for 46 yards.
- Senior TE Luke Lachey led the team with six receptions for 63 yards.
- Iowa’s tight ends combined for 10 catches and 119 yards in the game.
- Sophomore DL Caden Crawford forced his first career fumble in the fourth quarter.
- Senior DB Sebastian Castro had a forced fumble – the fifth of his career – in the first quarter and T.J. Hall recovered, giving Iowa its second forced turnover of the game.
- Junior DL Aaron Graves finished with four tackles, including a career-high three sacks and three tackles for loss.
- Senior DB Jermari Harris had a first-quarter interception – the sixth pick of his Hawkeye career.
- Junior K Drew Stevens went 2-for-2 on field goal attempts in the first half. He connected from 41 yards for Iowa’s first points of the 2024 season in the first quarter before making a 28-yarder just before half.
- WR Reece Vander Zee made his first career start. He is the first true freshman to start since 2022, the first true freshman wide receiver to start since 2021 and the seventh true freshman wide receiver to start in the Kirk Ferentz era.

MISCELLANEOUS

- The Hawkeyes’ offense finished with 492 yards of total offense, including 345 in the second half.
- The total offense is the most in a season opener since finishing with 593 (2002).
- It was the most yards by a Hawkeye offense since 2019 against Middle Tennessee. (644)
- UI’s offensive coordinator, Tim Lester coached the best offensive output in an OC debut since 1979.
- Iowa notched the 17th shutout of the Ferentz era.
- It is the program’s fourth shutout since the start of the 2022 season.
- The Hawkeyes’ defense forced three turnovers, turning the three miscues into three points.
- It is the 29th consecutive game Iowa’s defense has allowed fewer than 400 yards -- the longest active streak nationally.
- The Hawkeyes allowed just 189 yards of total offense. Illinois State was in Iowa territory three times in the game, running eight total plays.
- Iowa’s defense has held seven opponents to 200 yards or less since 2022.

SCORING SUMMARY

- First Quarter**
5:35 - IOWA - Drew Stevens, 41-yard FG (4 plays, 6 yards, 1:31)
- Second Quarter**
1:00 - IOWA - Drew Stevens, 28-yard FG (10 plays, 49 yards, 2:48)
- Third Quarter**
11:32 - IOWA - Reece Vander Zee, 7-yard pass from Cade McNamara (2-pt. conversion failed) (7 plays, 75 yards, 3:28)
7:46 - IOWA - Jacob Gill, 31-yard pass from Cade McNamara (5 plays, 66 yards, 2:27)
- Fourth Quarter**
14:54 - IOWA - Reece Vander Zee, 19-yard pass from Cade McNamara (4 plays, 62 yards, 1:39)
11:09 - IOWA - Kaleb Johnson, 64-yard run (4 plays, 77 yards, 2:04)
5:48 - IOWA - Kaleb Johnson, 18-yard run (5 plays, 34 yards, 3:11)

TEAM STATS

| ILLINOIS STATE | TEAM STATS | IOWA |
|----------------|-----------------|---------|
| 12 | First Downs | 23 |
| 33-56 | Rushes-Yards | 40-241 |
| 133 | Passing Yards | 251 |
| 14-29-1 | Com-Att-Int | 21-31-0 |
| 62-189 | Total Offense | 71-492 |
| 8-41.1 | Punts-Avg. | 5-39.2 |
| 3-2 | Fumbles-Lost | 1-0 |
| 3-28 | Penalties-Yards | 7-50 |
| 25:12 | Possession Time | 34:48 |

INDIVIDUAL LEADERS

- RUSHING:**
ISU: Wenkers Wright 9-36; Seth Glatz 7-14
IOWA: Kaleb Johnson 11-119 (2 TD); Kamari Moulton 19-65
- PASSING:**
ISU: Tommy Rittenhouse 10-20, 119 yards, 1 INT; Jake Rubley 2-7, 7 yards; Beckham Pellant, 2-2, 7 yards
IOWA: Cade McNamara 21-31, 251 yards, 3 TDs
- RECEIVING:**
ISU: Xavier Loyd 4-53; Dylan Lord 3-29; Daniel Sobkowicz 2-34
IOWA: Luke Lachey 6-63; Reece Vander Zee 5-66 (2 TD); Jacob Gill 3-46 (1 TD)
- TACKLES:**
ISU: Keondre Jackson 11, Tye Niekamp 9; Jake Anderson 8
IOWA: Jay Higgins 7, Nick Jackson 5, Aaron Graves/Brian Allen/Deontae Craig 4

2024 IOWA FOOTBALL | POSTGAME NOTES & GAME SUMMARY

IOWA STATE (2-0) at #21 IOWA (1-1)

| IOWA CORN CY-HAWK SERIES SATURDAY, SEPT. 7, 2024 DUKE SLATER FIELD AT KINNICK STADIUM | | | | | | ATTENDANCE: 69,250 |
|---|---|---|----|---|-------|--------------------------------|
| | 1 | 2 | 3 | 4 | FINAL | TEMPERATURE: 66 degrees, sunny |
| Iowa State | 0 | 0 | 14 | 6 | 20 | TIME OF GAME: 3:29 |
| #21 Iowa | 7 | 6 | 6 | 0 | 19 | |

IOWA NOTES

• The last seven meetings in the series have been decided by 10 points or less.

INDIVIDUAL NOTES

- Junior Kaleb Johnson recorded his second straight and sixth career 100-yard game, finishing with 187 yards on 25 attempts with two touchdowns, tying a career high.
- He is the first player to have 100 yards in the first two games of the season since 2017 (Akrum Wadley) and the first Hawkeye since 2021 (Tyler Goodson) to have back-to-back 100-yard games.
- Johnson is the first player to have two touchdowns in consecutive games since Goodson in 2020.
- He is the first Hawkeye to reach 100 yards against Iowa State since Akrum Wadley in 2017 (118 yards) and his rushing yards are the most by an Iowa player in the series since Tavian Banks had 182 in 1996.
- He had a 27-yard touchdown run in the first quarter. It was his second 25+ yard touchdown rush of the season.
- Johnson had rushes of 26, 27, 37 and 54 yards in the game.
- He has five runs of 25+ yards this season and two of 50+ yards in 2024
- Johnson has four touchdowns this season and 13 for his career.
- Johnson had 105 yards in the first half (his second career game with 100+ yards in the first half).
- Senior QB Cade McNamara completed 13-of-29 passes for 99 yards and two interceptions.
- He is now 18-5 in his career as a starter.
- Senior LB Jay Higgins led the team with 11 tackles (6 solo) for his first double-digit tackle game of the season. He also had an interception and a forced fumble.
- Higgins has 12 career games with 10 or more tackles.
- He had a first quarter interception – the second of his career – to force the game’s first turnover. He returned the pick five yards to the ISU 12.
- Junior K Drew Stevens made two field goals from 23 and 21 yards in the second quarter. He is 4-for-4 in field goal attempts this season.

MISCELLANEOUS

- Iowa shut out Iowa State in the first half – the first time the Cyclones have had a scoreless opening half since 2013.
- The Hawkeyes held their opponents scoreless for the first 96:52 minutes of the 2024 season.
- The Hawkeyes’ defense forced one turnover, turning the miscue into three points.
- Iowa has a 4-2 advantage in turnovers this season.
- It marks the first time since 2015 Iowa has ran for 200 yards against the Cyclones.
- It also marks the first time that the Hawkeyes have rushed for 200+ yards in back-to-back games since 2020.
- It is the 29th consecutive game Iowa’s defense has allowed fewer than 400 yards -- the longest active streak nationally.

SCORING SUMMARY

First Quarter

6:29 - IOWA - Kaleb Johnson, 27-yard run (2 plays, 43 yards, 0:45)

Second Quarter

13:38 - IOWA - Drew Stevens, 23-yard FG (7 plays, 7 yards, 2:13)

1:11 - IOWA - Drew Stevens, 21-yard FG (10 plays, 77 yards, 1:46)

Third Quarter

8:48 - ISU - Jayden Higgins, 3-yard pass from Rocco Becht (9 plays, 75 yards, 4:32)

4:47 - IOWA - Kaleb Johnson, 3-yard run (7 plays, 79 yards, 3:55)

4:36 - ISU - Jaylin Noel, 75-yard pass from Rocco Becht (1 plays, 75 yards, 0:11)

Fourth Quarter

11:32 - ISU - Kyle Konrardy, 46-yard FG (5 plays, 23 yards, 1:59)

0:28 - ISU - Kyle Konrardy, 54-yard FG (5 plays, 42 yards, 0:28)

TEAM STATS

| IOWA STATE | TEAM STATS | IOWA |
|------------|-----------------|---------|
| 15 | First Downs | 16 |
| 28-89 | Rushes-Yards | 38-204 |
| 272 | Passing Yards | 99 |
| 23-36-1 | Com-Att-Int | 13-29-2 |
| 64-361 | Total Offense | 67-303 |
| 9-42.7 | Punts-Avg. | 9-40.3 |
| 1-0 | Fumbles-Lost | 0-0 |
| 7-36 | Penalties-Yards | 3-35 |
| 30:10 | Possession Time | 29:50 |

INDIVIDUAL LEADERS

RUSHING:

ISU: Abu Sama 17-59; Jaylon Jackson 5-26

IOWA: Kaleb Johnson 25-187, 2 TDs; Kamari Moulton 7-16

PASSING:

ISU: Rocco Becht 23-35, 2 TDs, 1 INT

IOWA: Cade McNamara 13-29, 2 INTs

RECEIVING:

ISU: Jayden Higgins 8-68, 1 TD; Jaylin Noel 5-133, 1 TD; Stevo Klotz 2-34

IOWA: Jacob Gill 4-47; Kaleb Johnson 3-9

TACKLES:

ISU: Malik Verdon 13, Kooper Ebel/Beau Freyler/Jacob Ellis 6

IOWA: Jay Higgins 11, Nick Jackson 8; Kyler Fisher 6

2024 IOWA FOOTBALL | POSTGAME NOTES & GAME SUMMARY

TROY (0-3) at (RV) IOWA (2-1)

SATURDAY, SEPT. 14, 2024 | DUKE SLATER FIELD AT KINNICK STADIUM

| | 1 | 2 | 3 | 4 | FINAL |
|------|---|----|----|----|-------|
| Troy | 0 | 14 | 7 | 0 | 21 |
| Iowa | 0 | 10 | 14 | 14 | 38 |

ATTENDANCE: 69,250
TEMPERATURE: 82 degrees, cloudy
TIME OF GAME: 3:04

IOWA NOTES

- The victory is head coach Kirk Ferentz’s 198th win as a member of the Big Ten Conference, moving him one win behind Chicago’s Amos Alonzo Stagg for second place all-time.
- Junior Kaleb Johnson recorded his third straight and seventh career 100-yard game, finishing with 173 yards on 25 attempts with two touchdowns.
- He rushed for 100 yards in the first half for a second straight game and for the third time in his career.
- Johnson is the first Hawkeye running back since Jordan Canzeri in 2015 to rush for 100+ yards in three consecutive games.
- His seven career 100 yard games are tied for the 15th-most in program history (Canzeri).
- Johnson had a 5-yard touchdown run in the second quarter and a 33-yard TD run in the fourth – his fifth and sixth touchdowns of the season.
- The six touchdowns are the most by a Hawkeye running back since he had six touchdowns in 2022.
- Johnson two 25+ yard runs – his sixth and seventh this season. He has three touchdown runs of 25+ yards this season.
- The last Hawkeye to have two or more touchdowns in three straight games was LeShun Daniels, Jr., in 2015 (at Indiana, vs. Minnesota, vs. Purdue).
- Redshirt freshman Kamari Moulton had a career-best 29-yard rush in the second quarter and RB Jaziun Patterson had a 39-yard touchdown run in the fourth quarter.
- It was Patterson’s first touchdown of the season and third of his career. He had eight carries for 72 yards in the game in his first action of the season.
- Iowa has nine 25+ yard rushes this season, including four 25+ plus yard touchdowns.
- QB Cade McNamara completed 19-of-23 attempts for 176 yards, completing passes to 10 different players. His 82.6 completion percentage is his highest as a Hawkeye.
- McNamara improves to 19-5 as a starting QB in his collegiate career.
- Back-up QB Brendan Sullivan had a 2-yard touchdown pass to TE Addison Ostrenga in the third quarter. It was Sullivan’s first completion and touchdown as a Hawkeye (11th career touchdown pass).
- TE Addison Ostrenga’s 2-yard touchdown reception was his first of the season (first TD by a Hawkeye tight end) and third of his career.
- Redshirt freshman WR Jarriett Buie (19 yards), senior WR Kaden Wetjen (33 yards) and RB Kamari Moulton (12 yards) had the first receptions of their careers.
- DB Jermari Harris had his second interception of the season (seventh pick of his career) and he returned it 28 yards for a pick 6 in the third quarter.
- DE Ethan Hurkett had a career-high two sacks and two forced fumbles. It was his first sack since 2022 and his first two career forced fumbles.
- DE Brian Allen had a career-high 2.5 tackles for loss.
- Junior Drew Stevens connected on a season-long 42-yard field goal in the second quarter.
- Stevens is 5-for-5 in field goal attempts this season.
- Punter Rhys Dakin had four punts for 197 yards for a 49.3 yard average – the best of his career. He had three punts of 50+ yards and one downed inside the 20.

MISCELLANEOUS

- The Hawkeyes had a Jermari Harris pick six in the third quarter, marking the 17th straight season Iowa has had an interception returned for a touchdown. It is the longest active streak in the nation.
- Iowa’s rushing attack churned out 200+ yards for the third consecutive game. The last time the unit had 200+ in three straight games came during the 2013 season (5 straight to open the season).
- Iowa’s 284-yard effort on the ground was the most since 2019 (Middle Tennessee).
- The Hawkeye defense allowed 24 rushing yards – the fewest since allowing 18 yards against Northwestern in 2022.
- Iowa didn’t have a penalty in the game for the third game since the start of the 2023 season and for the fourth time in the team’s last 20 games. Since 1970, Iowa has 10 games where it hasn’t committed a penalty.
- The Hawkeyes’ defense forced one turnover against Troy, turning the miscue into seven points.
- Iowa has a 5-2 advantage in turnovers this season.
- It is the 31st consecutive game Iowa’s defense has allowed fewer than 400 yards -- the longest active streak nationally.

SCORING SUMMARY

- Second Quarter**
11:12 - IOWA - Kaleb Johnson, 4-yard run (7 plays, 56 yards, 2:51)
9:08 - TROY- Devonte Ross, 63-yard pass from Matthew Caldwell (4 plays, 75 yards, 2:04)
6:24 - IOWA - Drew Stevens, 42-yard FG (6 plays, 51 yards, 2:44)
1:00 - TROY - Devonte Ross, 77-yard punt return (0:11)
- Third Quarter**
6:44 - IOWA - Addison Ostrenga 2-yard pass from Brendan Sullivan (8 plays, 70 yards, 4:30)
2:30 - IOWA - Jermari Harris, 28-yard interception return
0:38 - TROY - Devonte Ross, 62-yard pass from Tucker Kilcrease (3 plays, 75 yards, 3:53)
- Fourth Quarter**
12:05 - IOWA - Kaleb Johnson, 33-yard run (8 plays, 75 yards, 3:53)
6:01 - IOWA - Jaziun Patterson, 39-yard run (6 plays, 71 yards, 3:15)

TEAM STATS

| TROY | TEAM STATS | IOWA |
|---------|-----------------|---------|
| 10 | First Downs | 25 |
| 21-24 | Rushes-Yards | 45-284 |
| 229 | Passing Yards | 178 |
| 16-26-1 | Com-Att-Int | 20-24-0 |
| 47-253 | Total Offense | 69-462 |
| 8-40.1 | Punts-Avg. | 4-197 |
| 2-0 | Fumbles-Lost | 1-0 |
| 6-39 | Penalties-Yards | 0-0 |
| 23:41 | Possession Time | 36:19 |

INDIVIDUAL LEADERS

- RUSHING:**
TROY: Damien Taylor 7-20, Tucker Kilcrease 5-14
IOWA: Kaleb Johnson 25-173, 2 TD; Jaziun Patterson 8-72, 1 TD
- PASSING:**
TROY: Matthew Caldwell 14-21, 156 yards, 1 TD, 1 INT; Tucker Kilcrease 2-5, 73 yards, 1 TD
IOWA: Cade McNamara 19-23, 176 yards; Brendan Sullivan, 1-1, 2 yards, 1 TD
- RECEIVING:**
TROY: Ethan Conner 6-50; Devonte Ross 5-142, 2 TD
IOWA: Jacob Gill 5-44, Addison Ostrenga 5-9, 1 TD; Luke Lachey 3-25
- TACKLES:**
TROY: Jordan Stinger 12, Brendan Jackson 7, Damaje Yancey/Ian Conerly-Goodly/Kam Curry 6
IOWA: Jay Higgins 7, Sebastian Castro 6, Ethan Hurkett/Yahya Black/Nick Jackson 4

2024 IOWA FOOTBALL | POSTGAME NOTES & GAME SUMMARY

(RV) IOWA (3-1, 1-0) at MINNESOTA (2-2, 0-1)

SATURDAY, SEPT. 21, 2024 | HUNTINGTON BANK STADIUM

| | 1 | 2 | 3 | 4 | FINAL |
|-----------|---|----|----|---|-------|
| Iowa | 7 | 0 | 17 | 7 | 31 |
| Minnesota | 0 | 14 | 0 | 0 | 14 |

ATTENDANCE: 52,048
TEMPERATURE: 78 degrees, sunny
TIME OF GAME: 3:17

IOWA NOTES

- The victory is head coach Kirk Ferentz's 199th win as a member of the Big Ten Conference, tying him with Chicago's Amos Alonzo Stagg for second place all-time.
- Iowa has won five straight over the Gophers in Minneapolis and nine of the last 10 meetings overall.
- The Hawkeyes are 28-10 in their last 38 rivalry trophy games and 9-4 in their last 13 Big Ten openers.

INDIVIDUAL NOTES

- Junior Kaleb Johnson notched his second career 200-yard game and fourth consecutive 100-yard game, finishing with a career-high 206 yards on 21 attempts with a career-high three touchdowns -- a 1-yarder in the first and 15 and 40-yards in the third.
- He is the first Hawkeye with three TDs in a game since Tyler Goodson in 2021.
- Johnson had runs of 23, 21, 24, 40 and 33 yards in the game -- his eighth, ninth, 10th, 11th and 12th rushes of 20+ yards this season. He has four TD runs of 25+ yards this season.
- He is the first Hawkeye to post four straight 100 yard games since Mark Weisman in 2012.
- Johnson now has eight career 100-yard games, which are tied for the 12th most in program history.
- He has two touchdowns in four consecutive games -- a first for a Hawkeye since Mark Weisman in 2014 (5 straight games).
- He is the first Iowa RB with two or more touchdowns in the first four games of the season since Tavian Banks in 1997 (12 touchdowns).
- His nine touchdowns are the most by an Iowa RB since Mekhi Sargent in 2018.
- Junior QB Brendan Sullivan had a 1-yard touchdown run in the fourth quarter -- his first rushing touchdown as a Hawkeye (fourth career).
- QB Cade McNamara completed 11-of-19 attempts for 62 yards to improve to 20-5 as a starter.
- Senior LB Jay Higgins had a first quarter interception to set up Iowa's first touchdown drive. It was his second interception of the season and third of his career.
- Higgins also had nine tackles -- which led the team. (He has led or tied for the team lead in tackles in all four games this season).
- Graduate DB Quinn Schulte had a fourth quarter interception -- his first of the season and fourth of his career.
- Sophomore DB Deshaun Lee made his first start of the season, where he finished with eight tackles which was one short of tying his career best.
- Junior K Drew Stevens connected on a 46-yard field goal in the third quarter -- a season long.
- Stevens is 6-for-6 in field goal attempts this season, including 3-for-3 from 40+.
- Freshman Rhys Dakin had five punts for 248 yards (49.6 average), including a career-long 55-yarder in the second quarter.
- Three of his punts were downed inside the 20 and two traveled 50+ yards.

MISCELLANEOUS

- Iowa's rushing attack churned out 272 yards against Minnesota -- tying for the most against the Gophers since 2015.
- The yardage was the most allowed by the Gophers this season; Minnesota entered the game allowing 74.3 rushing yards per game.
- It is the first time Iowa has rushed for 200+ yards in four straight games since 2013 (five straight to open the season).
- Iowa scored on its first four offensive possessions in the second half -- three touchdowns, one field goal.
- The Hawkeyes have come-from-behind in the second half to win its last two games (trailed 14-10 vs. Troy; 14-7 at Minnesota).
- Iowa had an interception in the first and fourth quarters -- its fourth and fifth of the season -- and turned it into seven points.
- The Hawkeyes have a 7-2 advantage in turnovers this season, where they have turned the miscues into 19 points.
- The Hawkeye defense allowed 79 rushing yards to Minnesota -- the fourth straight opponent under 100 yards.
- It is the 32nd consecutive game Iowa's defense has allowed fewer than 400 yards -- the longest active streak nationally.

SCORING SUMMARY

First Quarter

8:03 - IOWA - Kaleb Johnson, 1-yard run (5 plays, 38 yards, 2:05)

Second Quarter

4:20 - MINN - Jameson Geers, 3-yard pass from Max Brosmer (7 plays, 64 yards, 4:32)
0:21 - MINN - Elijah Spencer, 11-yard pass from Max Brosmer (8 plays, 68 yards, 2:24)

Third Quarter

12:56 - IOWA - Kaleb Johnson, 15-yard run (5 plays, 67 yards, 1:59)
5:43 - IOWA - Kaleb Johnson, 40-yard run (6 plays, 73 yards, 2:58)
0:43 - IOWA - Drew Stevens, 46-yard field goal (9 plays, 34 yards, 3:59)

Fourth Quarter

11:13 - IOWA - Brendan Sullivan, 1-yard run (6 plays, 52 yards, 3:40)

TEAM STATS

| IOWA | TEAM STATS | MINN |
|---------|-----------------|---------|
| 18 | First Downs | 15 |
| 45-272 | Rushes-Yards | 58-288 |
| 62 | Passing Yards | 209 |
| 11-19-0 | Com-Att-Int | 22-37-2 |
| 64-334 | Total Offense | 58-288 |
| 5-49.6 | Punts-Avg. | 7-41.4 |
| 0-0 | Fumbles-Lost | 0-0 |
| 1-10 | Penalties-Yards | 5-35 |
| 31:43 | Possession Time | 28:17 |

INDIVIDUAL LEADERS

RUSHING:

IOWA: Kaleb Johnson 21-206, 3 TD; Jaziun Patterson 18-66
MINN: Darius Taylor 10-34; Marcus Major 5-33

PASSING:

IOWA: Cade McNamara 11-19, 62 yards
MINN: Max Brosmer 22-37, 209 yards, 2 TD, 2 INT

RECEIVING:

IOWA: Luke Lachey 3-9; Addison Ostrenga 2-20; Hayden Large 2-8
MINN: Daniel Jackson 9-112; Marcus Major 4-13, Jameson Geers 3-9, 1 TD

TACKLES:

IOWA: Jay Higgins 9, Deshaun Lee 8, Nick Jackson 8
MINN: Kerry Brown 11, Cody Lindenberg 10, Maverick Baranowski 10

2024 IOWA FOOTBALL | POSTGAME NOTES & GAME SUMMARY

(RV) IOWA (3-2, 1-1) at #3 OHIO STATE (5-0, 2-0)

| SATURDAY, OCT. 5, 2024 OHIO STADIUM | | | | | | ATTENDANCE: 105,135 |
|---------------------------------------|---|---|----|---|-------|--------------------------------|
| | 1 | 2 | 3 | 4 | FINAL | TEMPERATURE: 76 degrees, sunny |
| Iowa | 0 | 0 | 0 | 7 | 7 | TIME OF GAME: 2:58 |
| Ohio State | 7 | 0 | 21 | 7 | 35 | |

IOWA NOTES

INDIVIDUAL NOTES

- RB Kaleb Johnson finished with 86 yards on 15 attempts with one touchdown – a 28-yarder in the fourth quarter. It was the first time this season Johnson has been held under 100 yards.
- He had two 28-yard rushes in the game, his 13th and 14th 20+ yard rushes of the season.
- Johnson has five touchdown rushes of 25 yards this season.
- Johnson eclipsed the 2,000 career rushing yards in the game, becoming the 17th player in program history to reach the milestone.
- TE Luke Lachey had a team-high five catches for 39 yards.
- LB Jay Higgins finished with 14 tackles, one sack, one TFL and a forced fumble and fumble recovery.
- It was his second double-digit tackle game of the season and 13th such game of his career. He has led or tied for the team lead in tackles in all five games.
- Higgins had a forced fumble and fumble recovery in the second quarter. It was his second career forced fumble and fourth fumble recovery.
- DB Sebastian Castro had a second-quarter interception – his first of the season and fourth of his career.

MISCELLANEOUS

- Iowa’s defense forced two second quarter turnovers – a Jay Higgins forced and recovered fumble and a Sebastian Castro interception.
- The unit has nine forced turnovers (six interceptions, three fumble recoveries) this season and Iowa has a 9-5 advantage in turnovers on the year.
- Ohio State finished with 412 yards of total offense, ending the Hawkeyes’ streak of 32 consecutive games of allowing 400 or fewer yards. It was the longest active streak in the nation.

SCORING SUMMARY

First Quarter

3:41 - OSU - Emeka Egbuka, 14-yard pass from Will Howard (14 plays, 88 yards, 7:36)

Third Quarter

9:34 - OSU - Jeremiah Smith, 4-yard pass from Will Howard (9 plays, 86 yards, 5:17)

7:59 - OSU - Will Howard, 4-yard run (3 plays, 19 yards, 1:22)

0:13 - OSU - Emeka Egbuka, 15-yard pass from Will Howard (6 plays, 40 yards, 3:40)

Fourth Quarter

10:58 - OSU - Emeka Egbuka, 3-yard pass from Will Howard (7 plays, 27 yards, 3:54)

8:07 - IOWA - Kaleb Johnson, 28-yard run (5 plays, 75 yards, 2:51)

TEAM STATS

| IOWA | TEAM STATS | OSU |
|---------|-----------------|---------|
| 10 | First Downs | 21 |
| 27-116 | Rushes-Yards | 40-203 |
| 110 | Passing Yards | 209 |
| 15-21-1 | Com-Att-Int | 21-25-1 |
| 48-226 | Total Offense | 65-412 |
| 5-43.8 | Punts-Avg. | 2-38.5 |
| 4-2 | Fumbles-Lost | 2-1 |
| 1-5 | Penalties-Yards | 1-10 |
| 25:14 | Possession Time | 34:46 |

INDIVIDUAL LEADERS

RUSHING:

IOWA: Kaleb Johnson 15-86, 1 TD; Brendan Sullivan 2-27

OSU: Quinshon Judkins 13-78; TreVeyon Henderson 11-61

PASSING:

IOWA: Cade McNamara 14-20, 98 yards, 1 INT; Brendan Sullivan 1-1, 12 yards

OSU: Will Howard 21-25 209 yards, 4 TDs, 1 INT

RECEIVING:

IOWA: Luke Lachey 5-39; Reece Vander Zee 3 29; Jacob Gill 3-24

OSU: Emeka Egbuka 9-71, 3 TDs; Jeremiah Smith 4-89; Brandon Inniss 3-29

TACKLES:

IOWA: Jay Higgins 14, Quinn Schulte 8, Deshaun Lee 7

OSU: Sonny Styles 7, Cody Simon 6, Ty Hamilton 5

2024 IOWA FOOTBALL | POSTGAME NOTES & GAME SUMMARY

(RV) WASHINGTON (4-3, 2-2) at (RV) IOWA (4-2, 2-1)

| SATURDAY, OCT. 12, 2024 KINNICK STADIUM | | | | | | ATTENDANCE: 69,250 |
|---|---|----|---|----|-------|--------------------------------|
| | 1 | 2 | 3 | 4 | FINAL | TEMPERATURE: 70 degrees, sunny |
| Washington | 0 | 10 | 0 | 6 | 16 | TIME OF GAME: 3:25 |
| Iowa | 7 | 13 | 3 | 17 | 40 | |

IOWA NOTES

The victory is head coach Kirk Ferentz's 200th career win as a member of the Big Ten Conference, moving him into sole possession of second place in league history. He trails only Ohio State's Woody Hayes' 205 wins.

INDIVIDUAL NOTES

- RB Kaleb Johnson finished with 166 yards on 21 attempts, including two touchdowns -- a 6-yard touchdown in the first quarter and 8-yarder in the fourth quarter.
- It is Johnson's fifth game with two or more rushing touchdowns this season.
- He also had an 18-yard receiving TD in the second quarter -- the first of his career.
- It is his second three TD game this season (at Minnesota). He is the first Hawkeye running back since 2012 (Mark Weisman) to have multiple three TD games.
- Johnson's 100-yard game is his fifth in six games this season and the ninth of his career.
- His five 100-yard games are tied for the 10th most in a single season in program history and his nine career 100 yard games are tied for the eighth-most all-time.
- He had a 53-yard rush in the second quarter -- his third-longest rush of the season -- and a 23-yarder in the third quarter. He has 16 20+ rushes on the year.
- Johnson has 12 rushing touchdowns -- the most by a Hawkeye since Jordan Canzeri in 2015.
- Johnson now has 2,179 career rushing yards, the 13th-most in program history.
- QB Cade McNamara completed 8-of-14 passes for 108 yards and two touchdowns -- an 18-yarder to Johnson in the second quarter and a 33-yarder to Dayton Howard in the fourth quarter.
- It is his fourth game as a Hawkeye with two or more touchdown passes.
- The 33-yard touchdown pass is the longest of the season and it ties for the longest pass of the season.
- QB Brendan Sullivan went 2-for-2 in leading Iowa to red zone points in the game.
- Sullivan is 6-for-6 in guiding the team to points in the red zone this season (five TDs, one FG).
- WR Dayton Howard had a 33-yard touchdown reception in the fourth quarter for his first career reception and touchdown.
- The 33-yarder is tied for the team's longest reception of the season.
- WR Kaden Wetjen had a career-long 37-yard punt return in the second quarter and finished with 122 all-purpose yards (11 rushing, 74 kickoff return and 37 punt return yards).
- DB Jermari Harris recorded his team-best third interception of the season and returned it 32 yards on the interception return.
- It is his eighth career interception -- tied for the 20th most all-time.
- LB Jay Higgins (14) and LB Nick Jackson (11) both posted double-digit tackle games in the same game for the fourth time in their careers (at Penn State, Michigan State, vs. Tennessee, Washington).
- It is Higgins third game with 10+ tackles this season and the 14th of his career. He has led or tied for the team lead in every game this season.
- It is Jackson's first 10+ tackle game this season and the 24th career double-digit tackle game.
- Jackson made his 500th career tackle in the second quarter. He is fourth in FBS history in career tackles with 503.
- FS Xavier Nwankpa recorded a career-high 10 tackles.
- Higgins, Jackson, and Nwankpa are the first trio of Hawkeyes to notch 10+ tackles in a single game since Jack Campbell, Matt Hankins, and Zach VanValkenburg did in 2021 against Minnesota.
- DL Yahya Black blocked a Grady Gross field goal in the first quarter. It was his first career blocked field goal, and it is the second straight year Iowa has blocked a field goal (Logan Lee vs. Iowa State, 2023).
- DL Aaron Graves had a second quarter forced fumble and DL Max Llewellyn had the fumble recovery.
- It was Graves' second career forced fumble and Llewellyn's first career fumble recovery.
- Graves also had two sacks -- his second game with two or more sacks this season.
- P Rhys Dakin had two punts for 116 yards (58.0 average) in the game, including a career-long 62-yard punt in the second quarter. He had two 50+ yard punts in the game (55, 62).
- K Drew Stevens tied a career high with four field goals, connecting from 37, 46, 25 and 51 yards.
- It is Stevens' season high in field goals and it is the third time in his career making four field goals.
- He 10-of-11 in field goal attempts this season, including 4-for-4 from 40-49 yards.
- It was Stevens' fifth career 50+ yard field goal.

MISCELLANEOUS

- The Hawkeyes improved to 29-0 when scoring 21+ points since 2020.
- First time Iowa has scored 40+ points against a Big Ten team since it did at Maryland. (2021)
- Iowa improves to 75-3 when leading by eight points at any point in a game since the start of the 2015 season.
- The Hawkeye rushing attack surpassed 200 yards for the fifth time in six games. The last time Iowa had five 200+ yard games came in 2013.
- Iowa's defense forced a second quarter fumble and a third-quarter interception -- its 10th and 11th forced turnovers this season (seven interceptions, four fumble recoveries).
- The Hawkeyes have an 11-5 advantage in turnovers this season, turning them into 25 points.
- Iowa had a nine play, 80-yard touchdown drive on its second offensive possession. It was the longest drive (by yards) this season.
- Washington finished with 393 yards of total offense. Iowa has held its opponent under 400 yards in 33 of the last 34 games.

SCORING SUMMARY

First Quarter

1:33 - IOWA - Kaleb Johnson, 6-yard run (9 plays, 80 yards, 4:24)

Second Quarter

9:19 - UW - Denzel Boston, 5-yard pass from Will Rogers (14 plays, 75 yards, 7:14)
4:43 - IOWA - Drew Stevens, 37-yard FG (4 plays, 0 yards, 1:27)
1:28 - IOWA - Kaleb Johnson, 18-yard pass from Cade McNamara (5 plays, 35 yards, 1:40)
0:29 - UW - Gabe Gross, 35-yard FG (9 plays, 58 yards, 0:59)
0:00 - IOWA - Drew Stevens, 46-yard FG (4 plays, 53 yards, 0:24)

Third Quarter

7:22 - IOWA - Drew Stevens, 25-yard FG (9 plays, 47 yards, 4:21)

Fourth Quarter

14:46 - IOWA - Kaleb Johnson, 8-yard run (8 plays, 61 yards, 4:29)
12:51 - IOWA - Dayton Howard, 33-yard pass from Cade McNamara (1 play, 33 yards, 0:07)
9:45 - IOWA - Drew Stevens, 51-yard FG (4 plays, 5 yards, 1:32)
2:58 - UW - Rashid Williams, 2-yard pass from Demond Williams, Jr. (17 plays, 75 yards, 6:47)

TEAM STATS

| UW | TEAM STATS | IOWA |
|---------|-----------------|--------|
| 23 | First Downs | 20 |
| 30-127 | Rushes-Yards | 37-220 |
| 266 | Passing Yards | 108 |
| 34-50-1 | Com-Att-Int | 8-14-0 |
| 80-393 | Total Offense | 51-328 |
| 1-43.0 | Punts-Avg. | 2-58.0 |
| 2-1 | Fumbles-Lost | 1-0 |
| 6-54 | Penalties-Yards | 4-55 |
| 34:59 | Possession Time | 25:01 |

INDIVIDUAL LEADERS

RUSHING:

UW: Jonah Coleman 9-80; Demond Williams, Jr. 3-23
IOWA: Kaleb Johnson 21-166, 2 TDs; Kamari Moulton 2-19

PASSING:

UW: Will Rogers 22-34, 1 TD, 1 INT; Demond Williams, Jr. 12-16, 71 yards, 1 TD
IOWA: Cade McNamara 8-14, 108, 2 TDs

RECEIVING:

UW: Giles Jackson 9-63; Denzel Boston 5-48, 1 TD; Rashid Williams 4-38, 1 TD
IOWA: Kaleb Johnson 3-22, 1 TD; Luke Lachey 2-20; Dayton Howard 1-33, 1 TD

TACKLES:

UW: Carson Bruener 8, Khmori House 6, Kamren Fabiculanan/Ephesians Prysock 5
IOWA: Jay Higgins 14, Nick Jackson 11, Xavier Nwankpa 10

2024 IOWA FOOTBALL | POSTGAME NOTES & GAME SUMMARY

(RV) IOWA (4-3, 2-2) at MICHIGAN STATE (4-3, 2-2)

| SATURDAY, OCT. 19, 2024 SPARTAN STADIUM | | | | | | ATTENDANCE: 69,682 |
|---|---|---|----|----|-------|-------------------------|
| | 1 | 2 | 3 | 4 | FINAL | TEMPERATURE: 60 degrees |
| Iowa | 0 | 0 | 14 | 6 | 20 | TIME OF GAME: 3:16 |
| Michigan State | 6 | 6 | 7 | 13 | 32 | |

IOWA NOTES

INDIVIDUAL NOTES

- RB Kaleb Johnson finished with 98 yards on 14 attempts with one touchdown -- a 75-yarder in the fourth quarter.
- Johnson has scored at least one touchdown in every game this season. It was 13th touch-down of the season -- the most by a Hawkeye since 2013 (Mark Weisman, 16).
- His 75-yard rush is tied for the longest of his career and is tied for the 21st-longest in school history.
- Johnson has 17 rushes of 20+ yards, including six TDs of 25+ yards.
- Johnson surpassed the 1,000-yard mark for the season in the fourth quarter, becoming Iowa's 22nd 1,000-yard rusher in program history. He's the first Hawkeye to reach 1,000 since Tyler Goodson in 2021.
- QB Cade McNamara completed 11-of-23 passes for 150 yards with one touchdown -- an 18-yarder to Reece Vander Zee in the third quarter -- and one interception.
- It was his sixth passing touchdown of the season.
- QB Brendan Sullivan had a 2-yard rushing touchdown in the third quarter -- his second rushing TD of the season and fifth of his career.
- Sullivan is now 7-for-7 in scoring opportunities in the red zone -- six touchdowns, one field goal.
- WR Reece Vander Zee had an 18-yard touchdown reception in the third quarter. It was his third touchdown catch of the season -- the first since Week 1.
- KR Kaden Wetjen had five kickoff returns for 145 yards -- both career-bests. He had a career-long return of 39 yards in the second quarter.
- LB Jay Higgins (14) and LB Nick Jackson (11) both posted double-digit tackle games in the same game for the second straight game and for the fifth time in their careers (at Penn State, Michigan State, vs. Tennessee, Washington, at Michigan State).
- It is Higgins fourth game with 10+ tackles this season and the 15th of his career. He has led or tied for the team lead in every game this season.
- It is Jackson's second consecutive 10+ tackle game this season and the 25th career double-digit tackle game.
- Jackson moved into third place in FBS history in career tackles. He has 514 for his career.
- DB Koen Entringer had a first-quarter interception -- the first pick of career.
- Entringer made his first career start in place of an injured Sebastian Castro.
- OL Tyler Elsbury started at left guard.
- It was the first time this season Iowa had a different starting five on the offensive line.

MISCELLANEOUS

- Iowa notched its eighth interception of the season -- the team's 12th forced turnover on the season.
- Michigan State did not punt in the game -- a first by a Hawkeye opponent since Ohio State in 2013.

SCORING SUMMARY

First Quarter

11:02 - MSU - Jonathan Kim, 42-yard FG (8 plays, 52 yards, 3:58)
5:58 - MSU - Jonathan Kim, 43-yard FG (9 plays, 64 yards, 3:27)

Second Quarter

11:48 - MSU - Jonathan Kim, 36-yard FG (7 plays, 42 yards, 3:18)
2:28 - MSU - Jonathan Kim, 29-yard FG (9 plays, 69 yards, 5:58)

Third Quarter

9:52 - IOWA - Reece Vander Zee, 18-yard pass from Cade McNamara (8 plays, 58 yards, 5:00)
4:34 - MSU - Montorie Foster, Jr., 18-yard pass from Aidan Chiles (9 plays, 75 yards, 5:18)
0:49 - IOWA - Brendan Sullivan, 2-yard rush (8 plays, 69 yards, 3:39)

Fourth Quarter

11:52 - Jonathan Kim, 55-yard FG (7 plays, 38 yards, 3:57)
7:34 - Jonathan Kim, 46-yard FG (6 plays, 2 yards, 3:18)
7:22 - Kaleb Johnson, 75-yard rush (2-point failed) (1 play, 75 yards, 0:12)
2:03 - Nate Carter, 1-yard rush (9 plays, 75 yards, 5:19)

TEAM STATS

| IOWA | TEAM STATS | MSU |
|---------|-----------------|---------|
| 12 | First Downs | 27 |
| 23-133 | Rushes-Yards | 40-212 |
| 150 | Passing Yards | 256 |
| 11-23-1 | Com-Att-Int | 22-30-1 |
| 46-283 | Total Offense | 70-468 |
| 4-46.0 | Punts-Avg. | 0-0.0 |
| 0-0 | Fumbles-Lost | 0-0 |
| 3-30 | Penalties-Yards | 7-55 |
| 20:16 | Possession Time | 39:44 |

INDIVIDUAL LEADERS

RUSHING:

IOWA: Kaleb Johnson 14-98, 1 TD; Kamari Moulton 3-13
MSU: Kay'Ron Lynch-Adams 15-86; Aidan Chiles 11-51

PASSING:

IOWA: Cade McNamara 11-23, 150 yards, 1 TD, 1 INT
MSU: Aidan Chiles 22-30, 256 yards, 1 TD, 1 INT

RECEIVING:

IOWA: Kaleb Johnson 4-49; Reece Vander Zee 3-47, 1 TD; Luke Lachey 2-36
MSU: Nick Marsh 8-113; Montorie Foster, Jr. 5-100, 1 TD; Jack Velling 4-18

TACKLES:

IOWA: Jay Higgins 14; Nick Jackson 11; Xavier Nwankpa/Quinn Schulte 7
MSU: Cal Haladay/Jordan Turner/Nikai Martinez 6; Darius Snow 5

NORTHWESTERN (3-5, 1-4) at IOWA (5-3, 3-2)

| SATURDAY, OCT. 26, 2024 KINNICK STADIUM | | | | | | ATTENDANCE: 69,250 |
|---|---|---|----|---|-------|-------------------------|
| | 1 | 2 | 3 | 4 | FINAL | TEMPERATURE: 61 degrees |
| Northwestern | 0 | 7 | 0 | 7 | 14 | TIME OF GAME: 3:14 |
| Iowa | 3 | 9 | 28 | 0 | 40 | |

IOWA NOTES

- The victory is head coach Kirk Ferentz's 201st as the Hawkeye head coach – second-most in Big Ten history. He is four wins shy of tying Ohio State's Woody Hayes for the league record.
- The Hawkeyes have won 12 of their last 15 Homecoming games and are 63-44-5 all-time.

INDIVIDUAL NOTES

- QB Brendan Sullivan completed 9-of-14 attempts for 79 yards in his first extended playing time as a Hawkeye.
- Sullivan also rushed for 41 yards on eight attempts and scored a 6-yard touchdown. It was his third rushing touchdown of the season and the sixth of his career.
- He has led Iowa in the red zone eight times this season with eight scores (7 TDs, 1 FG).
- RB Kaleb Johnson recorded his sixth 100-yard game of the season, finishing with 109 yards on 14 attempts with three touchdowns – a 26-yard score in the second quarter and 41 and 25-yard scores in the third.
- Johnson has scored at least one touchdown in eight straight games -- the longest streak by a Hawkeye in the Ferentz era.
- He has six games this season with two or more rushing touchdowns – the most by a Hawkeye since 2011 (Marcus Coker).
- Johnson has two games with three rushing touchdowns and three total games with three TDs (2 rushing, 1 receiving).
- It was his 14th, 15th and 16th rushing touchdowns of the season – the most by a Hawkeye since 2013 (Mark Weisman, 16).
- Johnson has 1,144 yards on 146 carries which ranks 12th-most yards in single season history. He is now eight yards from cracking the top-10 in single season history.
- He has 20 rushes of 20+ yards this season, including nine TDs of 25+ yards.
- Johnson has scored 102 points this season – the ninth-most in a single season.
- PR Kaden Wetjen had an 85-yard punt return for a touchdown in the third quarter.
- The return is a career long and the seventh longest punt return for a touchdown in program history.
- Wetjen finished with 176 return yards – his third straight game with 100+ return yards.
- He is the first Iowa player since at least 2000 with 100+ kickoff/punt return yards in three consecutive games. The last Big Ten player to accomplish the feat was Maryland's Javon Leake in 2019.
- DB Quinn Schulte had a second-quarter interception – his second of the season and fifth of his career.
- LB Jay Higgins had an interception (and 10-yard return) in the third quarter. It was his third interception of the season (tied for the team lead) and the fourth of his career.
- Higgins also finished with a team-high eight tackles. He has led or tied for the team lead in tackles in all eight games.
- DL Will Hubert had a fourth quarter fumble recovery – the first of his career.
- P Rhys Dakin had eight punts for 358 yards, averaging 44.8 yards with two 50+ yard punts.
- He had three punts fair caught at the 6 and one downed at the 4 in the second quarter. One of the punts that was fair caught ultimately resulted in an Iowa safety.

MISCELLANEOUS

- The Hawkeyes scored on offense, defense and special teams. It is the first time Iowa has scored in all three phases since the 2021 season – a 28-21 road win at Nebraska.
- Iowa has scored 40 points against two Big Ten opponents for the first time since 2020 and the team has three 40-point games this season – the most since 2017 (4).
- Iowa's offense produced 28 points in the third quarter of today's game. It marks the most points scored in a quarter since the Hawkeyes registered 31 at Maryland in 2021 and 28 at Illinois in 2018.
- Iowa rushed for 208 yards -- its sixth game with 200+ yards this season, the most since 2015. Northwestern entered the game allowing 103.4 yards per game on the ground (17th nationally).
- Iowa's defense allowed 163 yards of total offense and didn't allow a touchdown.
- It is the second time this season the unit has held its opponent under 200 yards.
- It is also the least amount of yards the defense has surrendered to a Big Ten foe since Nov. 11, 2023, at Rutgers.
- It was the second time this season, Iowa's defense has given up less than 200 yards. (Illinois State)
- Iowa recorded a safety in the second quarter on Max Llewellyn's sack.
- It is the fourth straight season the defense has registered a safety (2021 – Lukas Van Ness at Nebraska; 2022 – Joe Evans/Jack Campbell vs. South Dakota State; 2023 – Joe Evans vs. Illinois).
- The Hawkeyes have returned a punt for a touchdown in consecutive seasons (2023 – Cooper DeJean).
- It was Iowa's 19th non-offensive touchdown since 2020 – tied for the third-most in the FBS over that span.
- Iowa drove 62 yards on 10 plays on their opening drive of the game, resulting in a Drew Stevens' 24-yard field goal. It was the first time this season the team has notched points on its opening drive.
- Iowa put together a seven play, 78-yard touchdown drive to open the third quarter.
- The Hawkeyes have scored a touchdown in their first drive of the second half in three straight games and five times this season.
- Iowa recorded its ninth and 10th interceptions in the game – matching its season total from the 2023 season.
- The Hawkeyes have had at least one interception in every game on the year and the unit has forced two or more turnovers in five games.
- Iowa forced a total of three turnovers in the game, tying a season best.

SCORING SUMMARY

First Quarter

6:10 - IOWA - Drew Stevens, 24-yard FG (10 plays, 62 yards, 4:47)

Second Quarter

9:31 - NU - Theran Johnson, 85-yard INT return (1:38)

7:07 - IOWA - Max Llewellyn safety (0:09)

0:39 - IOWA - Kaleb Johnson, 26-yard rush (5 plays, 52 yards, 0:43)

Third Quarter

11:18 - IOWA - Brendan Sullivan, 6-yard rush (7 plays, 78 yards, 3:37)

8:54 - IOWA - Kaden Wetjen, 85-yard punt return (2:19)

4:32 - IOWA - Kaleb Johnson, 41-yard rush (8 plays, 64 yards, 3:59)

0:27 - IOWA - Kaleb Johnson, 25-yard rush (1 plays, 25 yards, 0:07)

Fourth Quarter

6:39 - NU - Drew Wagner, 72-yard punt return (2:11)

TEAM STATS

| NU | TEAM STATS | IOWA |
|---------|-----------------|---------|
| 11 | First Downs | 14 |
| 24-43 | Rushes-Yards | 39-203 |
| 120 | Passing Yards | 152 |
| 15-27-2 | Com-Att-Int | 16-27-1 |
| 51-163 | Total Offense | 66-355 |
| 8-46.4 | Punts-Avg. | 8-44.8 |
| 1-1 | Fumbles-Lost | 0-0 |
| 5-45 | Penalties-Yards | 3-45 |
| 25:36 | Possession Time | 34:44 |

INDIVIDUAL LEADERS

RUSHING:

NU: Cam Porter 13-50, Joseph Himon II 5-7

IOWA: Kaleb Johnson 14-109, 3 TD; Brendan Sullivan 8-41, 1 TD

PASSING:

NU: Jack Lausch 10-19, 62, 2 INT; Ryan Hilinski 5-8, 58

IOWA: Brendan Sullivan 9-14, 79; Cade McNamara 7-13, 1 INT

RECEIVING:

NU: A.J. Henning 2-22; Frank Covey IV 2-16; Calvin Johnson II 2-13

IOWA: Luke Lachey 3-17; Zach Ortwerth 3-14; Jacob Gill 3-6

TACKLES:

NU: Mac Uihlein 10; Damon Walters 6, Kenny Soares, Jr. 5

IOWA: Jay Higgins 8; Nick Jackson 6; Sebastian Castro/Ethan Hurkett/Deshaun Lee 4

2024 IOWA FOOTBALL | POSTGAME NOTES & GAME SUMMARY

WISCONSIN (5-4, 3-3) at IOWA (6-3, 4-2)

| SATURDAY, NOV. 2, 2024 KINNICK STADIUM | | | | | | ATTENDANCE: 69,250 |
|--|---|----|----|----|-------|-------------------------|
| | 1 | 2 | 3 | 4 | FINAL | TEMPERATURE: 56 degrees |
| Wisconsin | 3 | 0 | 0 | 7 | 10 | TIME OF GAME: 3:06 |
| Iowa | 0 | 14 | 14 | 14 | 42 | |

IOWA NOTES

- The victory is head coach Kirk Ferentz's 202nd as the Hawkeye head coach – second-most in Big Ten history. He is three wins shy of tying Ohio State's Woody Hayes for the league record.
- Iowa has won three straight games over Wisconsin for the first time since winning four-straight from 2002-05.
- The win is Iowa's 700th victory all-time, making the program the 35th school to reach the milestone.
- The Hawkeyes are bowl eligible the 23rd time in the last 24 seasons.
- Iowa has won 19 of its last 20 games in the month of November and is 19-2 in the month dating back to 2019.
- The team's 32-point margin of victory is the largest win by Iowa in the series since 1996 (41-0).
- Iowa has scored 38+ points in five games this season which is the most since 2008.
- The Hawkeyes offense produced 42+ points against the Badgers for the first time since 1975.
- Iowa has scored 40+ points in three straight home games in a single season for the first time since 2011 (UL-Monroe, Northwestern and Indiana).

INDIVIDUAL NOTES

- RB Kaleb Johnson recorded his seventh 100-yard game, finishing with 135 yards on 24 attempts with three touchdowns – 16, 9 and 2 yards.
- Johnson has scored at least one touchdown in nine straight games – the longest stretch in school history.
- He has seven games this season with two or more rushing touchdowns. It is believed to be the most in a single season in program history.
- Johnson has three games with three rushing touchdowns and four total games with three TDs (3 rushing, 1 receiving).
- He has 20 touchdowns this season – which tied Shonn Greene's school record.
- Johnson now has 120 points – tying Greene (2008) and Nate Kaeding's (2002) single season scoring record.
- It is Johnson's seventh 100-yard game this season and the 11th of his career. The seven 100-yard games are tied for the seventh-most in a single season, while he is eighth all-time in career 100-yard games.
- Johnson now has 1,279 yards this season, moving into seventh place in the Iowa record books.
- QB Brendan Sullivan completed 7-of-10 passes for 93 yards and one touchdown, while rushing nine times for 58 yards and one touchdown in his first start as a Hawkeye.
- Sullivan's 58 rushing yards are the most by an Iowa QB since C.J. Beathard had 77 at Iowa State in 2015.
- The last Iowa QB with 58+ rushing yards and 1+ rushing TD in a game was Brad Banks with 65 yards and a touchdown in 2002. (Utah State)
- Sullivan had a 1-yard rushing touchdown run in the second quarter – his fourth of the season and seventh of his career.
- He had a 7-yard touchdown pass to Jacob Gill – his second passing touchdown of the season.
- He has led Iowa in the red zone 14 times this season with 14 scores (13 TDs, 1 FG).
- His 58 rushing yards are the most by a QB making his first start at Iowa under Ferentz.
- WR Jacob Gill had a 7-yard touchdown reception in the third quarter – his second of the season and fourth of his career. It was the first time he and Sullivan had connected on one in their careers together.
- RB Kamari Moulton had a career-long 30-yard run in the first half. He had nine carries for 74 yards in the game.
- RB Jaziun Patterson registered his second touchdown of the season. Patterson had 10 carries for 56 yards.
- TE Zach Ortwerth had three receptions for 66 yards, including a season-long 52-yarder in the fourth quarter.
- The 52-yard reception is Iowa's longest pass play of the season.
- LB Jay Higgins had a team-high 10 tackles in the game.
- It was Higgins fifth double-digit tackle game of the season and 16th of his career.
- He has led or tied for the team lead in all nine games.
- LB Nick Jackson had eight tackles, giving him 528 for his career.
- Jackson recorded his first career interception in the third quarter in his 69th career game.
- DB Deshaun Lee had his first career interception in the first quarter.

MISCELLANEOUS

- The Hawkeyes' rushing attack churned out 329 yards – its seventh 200-yard rushing game of the season.
- Iowa has rushed for 200 yards in consecutive seasons against Wisconsin – a first for the program since 1989 (312 yards) and 1990 (346 yards).
- It was the most rushing yards the Hawkeyes have produced against the Badgers since 1990.
- The Hawkeyes rushed for 329 yards which is the most since it rushed for 351 against Middle Tennessee in 2019.
- Iowa has outscored its opponents 42-0 in the third quarter over the past two games.
- Iowa recorded its 11th and 12th interceptions of the season, surpassing its total from the 2023 season.
- The defense had had two interceptions in consecutive games (three games this season) and it has had at least one interception in every game this season.

SCORING SUMMARY

First Quarter

6:15 - UW - Nathaniel Vakos, 38-yard FG (12 plays, 59 yards, 6:29)

Second Quarter

12:49 - IOWA - Brendan Sullivan, 1-yard rush (7 plays, 53 yards, 2:58)

8:49 - IOWA - Kaleb Johnson, 16-yard rush (6 plays, 80 yards, 2:55)

Third Quarter

6:24 - IOWA - Kaleb Johnson, 9-yard rush (10 plays, 86 yards, 5:34)

4:17 - IOWA - Jacob Gill, 7-yard pass from Brendan Sullivan (1 play, 12 yards, 0:18)

Fourth Quarter

14:12 - UW - CJ Williams, 14-yard pass from Braedyn Locke (10 plays, 79 yards, 4:59)

9:42 - IOWA - Kaleb Johnson, 2-yard rush (8 plays, 77 yards, 4:24)

1:15 - IOWA - Jaziun Patterson, 4-yard rush (12 plays, 66 yards, 7:13)

TEAM STATS

| UW | TEAM STATS | IOWA |
|---------|-----------------|--------|
| 16 | First Downs | 23 |
| 28-124 | Rushes-Yards | 54-329 |
| 137 | Passing Yards | 93 |
| 15-29-2 | Com-Att-Int | 7-10-0 |
| 57-261 | Total Offense | 64-422 |
| 6-43.0 | Punts-Avg. | 3-53.3 |
| 0-0 | Fumbles-Lost | 1-0 |
| 8-55 | Penalties-Yards | 7-47 |
| 26:34 | Possession Time | 33:26 |

INDIVIDUAL LEADERS

RUSHING:

UW: Tawee Walker 16-52; Darrion Dupree 7-52

IOWA: Kaleb Johnson 24-135, 3 TDs; Kamari Moulton 9-74; Brendan Sullivan 9-58, 1 TD

PASSING:

UW: Braedyn Locke 15-29, 137, 1 TD, 2 INT

IOWA: Brendan Sullivan 7-10, 93, 1 TD

RECEIVING:

UW: Vinny Anthony II 4-61; Tucker Ashcraft 3-8; CJ Williams 2-32, 1 TD

IOWA: Zach Ortwerth 3-66; Jacob Gill 2-23, 1 TD; Jarriett Buie 1-6

TACKLES:

UW: Christian Alliegro 16; Jake Chaney 10; Preston Zachman 8

IOWA: Jay Higgins 10; Nick Jackson 8; Quinn Schulte/Deontae Craig 4

2024 IOWA FOOTBALL | POSTGAME NOTES & GAME SUMMARY

(RV) IOWA (6-4, 4-3) at UCLA (4-5, 3-4)

| FRIDAY, NOV. 8, 2024 ROSE BOWL STADIUM | | | | | | ATTENDANCE: 53,467 |
|--|----|----|---|---|-------|-------------------------|
| | 1 | 2 | 3 | 4 | FINAL | TEMPERATURE: 62 degrees |
| Iowa | 10 | 0 | 0 | 7 | 17 | TIME OF GAME: 3:14 |
| UCLA | 0 | 17 | 0 | 3 | 20 | |

IOWA NOTES

INDIVIDUAL NOTES

- RB Kaleb Johnson finished with 49 yards on 18 carries and one touchdown – his 10th straight game with a TD, the longest stretch in school history.
- Johnson’s 2-yard touchdown run in the first quarter gives him 20 for the season, tying Shonn Greene’s single season record.
- He now 20 rushing touchdowns and a school record 21 total TDs, giving him a program record 126 points.
- Johnson now has 1,328 yards this season, which is good for seventh place on the single season rushing list.
- RB Kamari Moulton had a 1-yard touchdown run in the fourth quarter – his first touchdown of the season and third of his career.
- QB Brendan Sullivan completed 6-of-9 attempts for 157 yards, including a season-long 59-yarder, but he had three turnovers in the game – two interceptions and one fumble.
- QB Jackson Stratton – Iowa’s fourth string QB -- made his Iowa debut in the second half.
- He finished 3-of-6 for 28 yards in the game.
- He led the team on a 13-play, 61-yard touchdown drive to tie the game in the third/fourth quarter.
- WR Jacob Gill had six receptions for 138 yards in the game with receptions for 32 and 59 yards.
- The 59-yard catch was Iowa’s longest pass play of the season.
- He had Iowa’s first 100-yard game since Sam LaPorta in 2022 (122 vs. Kentucky) and is Iowa’s first wide receiver with 100+ yards since Charlie Jones (106 vs. Minnesota) in 2021.
- Gill had the most receiving yards by a Hawkeye wideout since Ihmir Smith-Marsette (140) in 2020 vs. Wisconsin.
- OL Mason Richman made his 49th career start, moving into a tie with Austin Blythe for the most starts by an OL under Ferentz.
- LB Nick Jackson had a team-high 12 tackles in the game, moving into second place on the FBS list for career tackles (540).
- It is his third 10+ tackle game this season and the 26th of his career.
- It is the first time this season someone other than Jay Higgins has led Iowa in tackles.
- DB Zach Lutmer had an interception on UCLA’s opening drive – his first career pick.
- DB Quinn Schulte recorded an interception in the end zone on the Bruins’ second drive. It was his third pick of the season and sixth of his career.
- LB Kyler Fisher forced a fumble at the Iowa 2-yard line and LB Jaden Harrell recovered in the end zone.
- It was Fisher’s second career forced fumble and Harrell’s first career fumble recovery.
- K Drew Stevens made a 24-yard field goal in the first quarter.
- It was his 12th make of the season and the 46th of his career – the sixth-most in program history.

MISCELLANEOUS

- Iowa scored on its opening offensive possession, moving the ball 41 yards over three plays. It was the second game this season the Hawkeyes have scored on their first possession.
- The Hawkeyes recorded their 13th interception and 14th interceptions of the season on UCLA’s first two possessions and had a second quarter fumble recovery
- Iowa has had at least one interception in every game this season and two interceptions in three straight games (four this season).
- Iowa has forced 20 turnovers this season (14 interceptions, six fumbles).

SCORING SUMMARY

First Quarter

- 11:44 - IOWA - Kaleb Johnson, 2-yard rush (3 plays, 41 yards, 1:46)
0:55 - IOWA - Drew Stevens, 24-yard FG (7 plays, 74 yards, 3:54)

Second Quarter

- 11:41 - UCLA - Mateen Bhaghani, 57-yard FG (11 plays, 36 yards, 4:14)
8:05 - UCLA - Titus Mokiao-Atimalala, 2-yard pass from Ethan Garbers (6 plays, 45 yards, 3:32)
0:55 - UCLA - Logan Loya, 29-yard pass from Ethan Garbers (5 plays, 56 yards, 0:56)

Fourth Quarter

- 11:27 - IOWA - Kamari Moulton, 1-yard rush (13 plays, 61 yards, 7:35)
4:49 - UCLA - Mateen Bhaghani, 27-yard FG (13 plays, 66 yards, 6:38)

TEAM STATS

| IOWA | TEAM STATS | UCLA |
|--------|-----------------|---------|
| 23 | First Downs | 23 |
| 31-80 | Rushes-Yards | 39-211 |
| 185 | Passing Yards | 204 |
| 9-15-2 | Com-Att-Int | 21-34-2 |
| 46-265 | Total Offense | 73-415 |
| 3-39.0 | Punts-Avg. | 1-55.0 |
| 1-1 | Fumbles-Lost | 1-1 |
| 2-20 | Penalties-Yards | 9-84 |
| 22:27 | Possession Time | 37:33 |

INDIVIDUAL LEADERS

RUSHING:

- IOWA: Kaleb Johnson 18-49, 1 TD; Jackson Stratton 1-14
UCLA: T.J. Harden 20-125; Keegan Jones 7-38

PASSING:

- IOWA: Brendan Sullivan 6-9, 157, 2 INT; Jackson Stratton 3-6, 28
UCLA: Ethan Garbers 21-34, 204, 2 TD, 2 INT

RECEIVING:

- IOWA: Jacob Gill 6-138; Seth Anderson 2-35; Dayton Howard 1-12
UCLA: Logan Loya 5-94, 1 TD; Keegan Jones 4-7; Kwazi Gilmer 3-32

TACKLES:

- IOWA: Nick Jackson 12; Jermari Harris/Sebastian Castro/Ethan Hurkett 7
UCLA: Kain Medrano 9; Carson Schwesinger 7; Oluwafemi Oladejo 6

2024 IOWA FOOTBALL | POSTGAME NOTES & GAME SUMMARY

IOWA (7-4, 5-3) at MARYLAND (4-7, 1-7)

SATURDAY, NOV. 13, 2024 | SECU STADIUM

| | 1 | 2 | 3 | 4 | FINAL |
|----------|---|----|---|----|-------|
| Iowa | 3 | 10 | 6 | 10 | 29 |
| Maryland | 0 | 0 | 6 | 7 | 13 |

ATTENDANCE: 30,214
TEMPERATURE: 53 degrees
TIME OF GAME: 3:11

IOWA NOTES

- The victory is No. 203 for head coach Kirk Ferentz – the second-most in Big Ten history. He trails only Ohio State's Woody Hayes (205 wins).
- The Hawkeyes have won at least seven games in 11 consecutive seasons (excluding the 6-2 COVID-shortened 2020 season) and in 20 of Ferentz's 25 seasons.
- Iowa is 20-3 in the month of November since 2019.

INDIVIDUAL NOTES

- RB Kaleb Johnson had a career-high 35 carries for 164 yards and one touchdown – from 2-yards out in the second quarter.
- He has scored a touchdown in all 11 games this season – the only player in school history to accomplish the feat.
- Johnson rushed for 109 yards on 22 attempts in the first half.
- He is the first Iowa tailback to have at least 30 carries since Tyler Goodson in 2020 and they are the most in a game since Jordan Canzeri's 43 carries at Illinois in 2015.
- His 2-yard touchdown run in the second quarter gave him 21 rushing touchdowns this season, breaking Shonn Greene's single season school record.
- He now 21 rushing touchdowns and a school record 22 total TDs, extending his record to 132 points.
- Johnson now has 30 career rushing TDs (fourth-most in program history) and 31 total touchdowns (7th-most all-time).
- Johnson moved into third place on Iowa's single season rushing list with 1,492 yards this season, trailing only Shonn Greene (1,850) and Tavian Banks (1,691).
- RB Kamari Moulton had a career-long 68-yard touchdown run in the fourth quarter – the team's second-longest rush of the season.
- Moulton recorded his first career 100-yard game, finishing with 114 yards on 12 attempts.
- He has two touchdowns this season and four in his career.
- It is the first time since 2016 that Iowa has had multiple 100-yard rushers in the same game (LeShun Daniels, Jr. (158) and Akrum Wadley (105) vs. Nebraska, 11/25/16).
- QB Jackson Stratton – Iowa's fifth string quarterback to open the season – made his first career start.
- He finished the game 10-of-14 for 76 yards.
- He is the third different Hawkeye QB to start this season – a first for the program since 2016 (Drew Tate, Jason Mason, Jake Christensen).
- OL Mason Richman made his 50th career start – the most by an OL under Kirk Ferentz.
- OL Nick DeLong made his first start of the season in place of an injured OL Gennings Dunker.
- It was Iowa's third different starting offensive line combination this season.
- DL Ethan Hurkett had a career-high three TFL and he tied a career-high with two sacks. He finished with six tackles.
- DB T.J. Hall had his first career interception in the fourth quarter.
- LB Jay Higgins recorded his fourth interception of the season (fifth of his career) in the fourth quarter.
- His four interceptions are tied for the most by a linebacker in FBS.
- The four picks are the most by an Iowa linebacker since Josey Jewell (4) in 2016.
- Higgins also had a team-high eight tackles; he has led the team in tackles in 10 of the team's 11 games.
- K Drew Stevens made a career-high five field goals (27, 54, 50, 49 and 26 yards), tying the program's single-game record set by Kyle Schlicher in 2004. The five makes also tied a SECU Stadium record.
- He is the first Hawkeye since Tim Douglas (at Illinois, 1998) to make multiple 50+ yard field goals (51, 58, 51) in the same game.
- He is the first player to make two 50+ yard field goals against Maryland and first Terps' opponent since 2002 to make five field goals in a single game.
- His 54-yard FG tied a career long, which he initially set against Northwestern in 2022.
- It is the second time this season (vs. Washington) and the fourth time in his career he has made at least four field goals in a game.
- It was Stevens' sixth and seventh career 50+ yard field goals, passing Brion Hurley for the most 50+ yarders in program history.
- He is now 17-of-20 this season with three makes from 50+. His 51 career field goals are tied for the fifth-most in program history.

MISCELLANEOUS

- The Hawkeyes finished with 268 rushing yards on 58 attempts – its eighth game this season with 200+ yards. It is believed to be the most 200-yard games in a single season in program history.
- Iowa's 268 yards are the most allowed in a game this season by the Maryland defense this season.
- The Hawkeyes have rushed for 250+ yards in four games.
- Iowa's defense limited the Terps' passing attack to season-low 129 yards, snapping a streak of 17 straight games with 200+ yards passing. It was fourth-longest active streak in FBS.
- Iowa's 14-play, 77-yard scoring drive in the second quarter was the team's longest scoring drive by plays this season.
- The Hawkeyes dominated the first half, outgaining Maryland, 200-65, having a 15-3 advantage in first downs and a 22:52-7:08 advantage in time of possession. Iowa ran 46 plays to the Terps' 22 in the opening 30 minutes.
- Iowa has had at least one interception in every game this season and the team has had two picks in four straight games (five games this season).
- Iowa has forced 22 turnovers this season (16 interceptions, six fumbles). The 16 interceptions are the most since 2021.
- The Hawkeyes' picks came on back-to-back possessions in the fourth quarter.

SCORING SUMMARY

First Quarter

0:22 - IOWA - Drew Stevens, 27-yard FG (13 plays, 59 yards, 6:20)

Second Quarter

6:29 - IOWA - Kaleb Johnson, 2-yard rush (14 plays, 77 yards, 7:26)

1:00 - IOWA - Drew Stevens, 54-yard FG (6 plays, 8 yards, 0:29)

Third Quarter

11:05 - IOWA - Drew Stevens, 50-yard FG (5 plays, 19 yards, 2:26)

5:57 - MD - Taj Felton, 8-yard pass from MJ Morris (11 plays, 70 yards, 5:08)

0:00 - IOWA - Drew Stevens, 49-yard FG (4 plays, 7 yards, 1:19)

Fourth Quarter

11:05 - MD - Taj Felton, 12-yard pass from MJ Morris (8 plays, 65 yards, 3:54)

9:19 - IOWA - Kamari Moulton, 68-yard rush (4 plays, 80 yards, 1:41)

2:10 - IOWA - Drew Stevens, 26-yard FG (7 plays, 25 yards, 3:04)

TEAM STATS

| IOWA | TEAM STATS | UCLA |
|---------|-----------------|---------|
| 21 | First Downs | 14 |
| 58-268 | Rushes-Yards | 26-98 |
| 76 | Passing Yards | 129 |
| 10-14-0 | Com-Att-Int | 17-31-2 |
| 72-344 | Total Offense | 57-227 |
| 3-44-0 | Punts-Avg. | 7-42.0 |
| 1-1 | Fumbles-Lost | 1-1 |
| 4-30 | Penalties-Yards | 7-60 |
| 37:41 | Possession Time | 22:19 |

INDIVIDUAL LEADERS

RUSHING:

IOWA: Kaleb Johnson, 35-164, 1 TD; Kamari Moulton 12-114, 1 TD
MD: Nolan Ray 4-48; Billy Edwards, Jr. 5-25

PASSING:

IOWA: Jackson Stratton 10-14, 76
MD: MJ Morris 12-23, 103, 2 TD, 2 INT; Billy Edwards, Jr. 5-8, 26

RECEIVING:

IOWA: Jacob Gill 4-29; Jarriett Buie 2-15; Addison Ostrenga 1-14
MD: Taj Felton 6-57, 2 TD; Roman Hemby 5-31; Kaden Prather 3-20

TACKLES:

IOWA: Jay Higgins 8; Quinn Schulte 7; Ethan Hurkett 6
MD: Dante Trader, Jr. 10; Donnell Brown 9; Jordan Phillips/Ruben Hyppolite 8

2024 IOWA FOOTBALL NUMERICAL ROSTER

| NO. | NAME | POS. | HT. | WT. | YR. | HOMETOWN/HS/LAST SCHOOL | NO. | NAME | POS. | HT. | WT. | YR. | HOMETOWN/HS/LAST SCHOOL |
|-----|-------------------------|------|------|-----|--------|---|-----|----------------------------|------|------|-----|--------|---|
| 0 | Jarriett Buie | WR | 6-1 | 200 | RS Fr. | Tampa, Fla./Jesuit | 40 | Jalyn Thompson | TE | 6-2 | 253 | RS Fr. | West Des Moines, Iowa/Dowling |
| 1 | Xavier Nwankpa | DB | 6-2 | 215 | Jr. | Pleasant Hill, Iowa/Southeast Polk | 41 | Jaden Harrell | LB | 6-2 | 237 | Jr. | Urbandale, Iowa/Urbandale |
| 1 | Brendan Sullivan | QB | 6-4 | 220 | Jr. | Davison, Mich./Davison/Northwestern | 41 | Rusty VanWetzinga | FB | 6-0 | 235 | RS Fr. | Pleasant Valley, Iowa/Pleasant Valley |
| 2 | TJ Hall | DB | 6-1 | 187 | Jr. | Fresno, Calif./San Joaquin Memorial | 42 | Zach Twedt | LB | 6-3 | 240 | Jr. | Story City, Iowa/Roland-Story |
| 2 | Kaleb Johnson | RB | 6-0 | 225 | Jr. | Hamilton, Ohio/Hamilton | 43 | Karson Sharar | LB | 6-2 | 232 | Jr. | Iowa Falls, Iowa/Iowa Falls-Alden |
| 3 | Kyler Gerardy | DB | 6-0 | 193 | Fr. | Eldridge, Iowa/North Scott | 44 | Grant Leeper | TE | 6-5 | 248 | RS Fr. | Fort Wayne, Ind./Homestead |
| 3 | Jaylen Watson | DB | 5-10 | 174 | Fr. | Detroit, Mich./Central Catholic | 44 | Kenneth Merrieweather | DL | 6-3 | 255 | RS Fr. | Detroit, Mich./M.L. King |
| 4 | Koen Entringer | DB | 6-0 | 207 | So. | Ypsilanti, Mich./Walled Lake Western | 45 | Deontae Craig | DL | 6-3 | 266 | Sr. | Ft. Wayne, Ind./Culver Academies |
| 5 | Teegan Davis | DB | 6-0 | 187 | RS Fr. | Princeton, Ill./Princeton | 46 | Preston Ries | LB | 6-1 | 218 | Fr. | Monticello, Iowa/Monticello |
| 5 | Jacob Gill | WR | 6-0 | 185 | Jr. | Raleigh, N.C./Cardinal Gibbons/N'western | 47 | Jack Laughlin | LB | 6-1 | 222 | RS Fr. | Carlisle, Iowa/Carlisle |
| 6 | Seth Anderson | WR | 6-0 | 185 | Jr. | Suwanee, Ga./N. Winnett/Charleston Southern | 48 | Max Llewellyn | DE | 6-5 | 258 | Jr. | Urbandale, Iowa/Urbandale |
| 6 | Zach Lutmer | DB | 6-0 | 202 | RS Fr. | Rock Rapids, Iowa/Central Lyon/GLR | 48 | Zach Ortwerth | TE | 6-3 | 240 | So. | St. Louis, Mo./St. Louis University |
| 7 | Dayton Howard | WR | 6-4 | 204 | RS Fr. | Kansas City, Mo./Park Hill | 49 | Ethan Hurkett | DL | 6-3 | 260 | Sr. | Cedar Rapids, Iowa/Xavier |
| 7 | John Nestor | DB | 5-11 | 196 | So. | Chicago, Ill./Marist | 49 | Andrew Lentsch | TE | 6-4 | 252 | Jr. | West Des Moines, Iowa/Dowling |
| 8 | Deshawn Lee | DB | 5-10 | 187 | So. | Belleville, Mich./Belleville | 50 | Ryan Kuennen | DL | 6-3 | 271 | Fr. | West Des Moines, Iowa/Valley |
| 8 | Terrell Washington, Jr. | RB | 5-11 | 206 | RS Fr. | Wylie, Texas/Wylie East | 51 | Luke Gaffney | DL | 6-2 | 274 | So. | Robins, Iowa/Linn-Mar |
| 9 | Rhys Dakin | P | 6-0 | 222 | Fr. | Melbourne, Australia/Mazenod College | 52 | Mason Knipp | OL | 6-1 | 270 | Fr. | Waterloo, Iowa/Columbus Catholic |
| 9 | Jaziun Patterson | RB | 5-10 | 195 | So. | Pompano Beach, Fla./Deerfield Beach | 53 | Trent Cakerice | DL | 6-4 | 247 | Fr. | Grundy Center, Iowa/Grundy Center |
| 10 | Nick Jackson | LB | 6-0 | 235 | Gr. | Atlanta, Ga./The Lovett School/Virginia | 53 | Michael Myslinski | OL | 6-3 | 285 | Jr. | Jacksonville, Fla./Bishop Kenny |
| 10 | James Resar | QB | 6-4 | 212 | Fr. | Fernandina Beach, Fla./Bishop Kenny | 54 | Ethan Agghakhan | DL | 6-2 | 238 | Fr. | Vernon Hills, Ill./Stevenson |
| 11 | Marco Lainez | QB | 6-2 | 228 | RS Fr. | Princeton, N.J./The Hun School | 55 | Jeremiah Pittman | DL | 6-3 | 293 | Jr. | Palatine, Ill./St. Viator |
| 11 | Drew Larson | DB | 6-1 | 185 | Fr. | Iowa City, Iowa/City | 56 | Maddux Borcharding-Johnson | DL | 6-2 | 290 | RS Fr. | Norwalk, Iowa/Norwalk |
| 12 | Cade McNamara | QB | 6-1 | 210 | Gr. | Reno, Nev./Damonte Ranch/Michigan | 56 | Nick DeJong | OL | 6-6 | 307 | Gr. | Pella, Iowa/Pella |
| 12 | Jaxon Rexroth | LB | 6-2 | 226 | Jr. | Cedar Rapids, Iowa/Xavier | 57 | Will Hubert | DL | 6-3 | 285 | So. | Omaha, Neb./Papillion-La Vista |
| 13 | Drew Campbell | DE | 6-4 | 238 | Fr. | Cedar Falls, Iowa/Cedar Falls | 58 | Kade Pieper | OL | 6-3 | 275 | RS Fr. | Norfolk, Neb./Catholic |
| 13 | Reese Osgood | WR | 5-11 | 185 | So. | Franklin, Wis./Franklin | 59 | Trevor Lauck | OL | 6-5 | 302 | RS Fr. | Indianapolis, Ind./Roncalli |
| 14 | Alex Mota | WR | 6-0 | 193 | RS Fr. | Marion, Iowa/Marion | 61 | Cael Winter | OL | 6-3 | 285 | RS Fr. | Waukee, Iowa/Northwest |
| 14 | Kahlil Tate | DB | 5-11 | 197 | RS Fr. | Chicago, Ill./Kenwood Academy | 63 | Josh Janowski | OL | 6-2 | 281 | Fr. | Frankfort, Ill./Lincoln Way East |
| 15 | Amare Bickham | DB | 6-0 | 180 | RS Fr. | Fulshear, Texas/Fulshear | 64 | Leighton Jones | OL | 6-2 | 286 | RS Fr. | Brownsville, Ind./Brownsville |
| 15 | Reece Vander Zee | WR | 6-4 | 207 | Fr. | Rock Rapids, Iowa/Central Lyon/GLR | 65 | Logan Jones | OL | 6-3 | 293 | Sr. | Council Bluffs, Iowa/Lewis Central |
| 16 | Graham Friedrichsen | WR | 6-1 | 207 | So. | Urbandale, Iowa/Urbandale | 66 | Jeremy Chaplin | OL | 6-2 | 284 | Jr. | Waverly, Iowa/Waverly-Shell Rock |
| 16 | Jamison Heinz | DB | 6-0 | 206 | Sr. | Humboldt, Iowa/Humboldt | 67 | Gennings Dunker | OL | 6-5 | 316 | Jr. | Lena, Ill./Lena-Winslow |
| 17 | Alex Eichmann | WR | 6-2 | 207 | So. | Sussex, Wis./Hamilton-Sussex | 68 | Will Nolan | OL | 6-5 | 287 | Fr. | Arlington Heights, Ill./Hersey |
| 17 | Rashad Godfrey, Jr. | DB | 6-0 | 195 | Fr. | Plant City, Fla./Armwood | 69 | Cade Borud | OL | 6-2 | 303 | So. | Pleasant Hill, Iowa/Southeast Polk/North Dakota |
| 18 | Drew Stevens | K | 6-0 | 205 | Jr. | North Augusta, S.C./North Augusta | 70 | Beau Stephens | OL | 6-6 | 322 | Jr. | Blue Springs, Mo./Blue Springs |
| 18 | Alec Wick | WR | 6-1 | 192 | Jr. | Iowa City, Iowa/Regina | 71 | Jack Dotzler | OL | 6-6 | 305 | So. | Waunakee, Wis./Waunakee |
| 19 | Brevin Doll | RB | 6-0 | 200 | Fr. | Adel, Iowa/ADM | 72 | Kale Krogh | OL | 6-5 | 302 | So. | Huxley, Iowa/Ballard |
| 19 | Jackson Stratton | QB | 6-4 | 193 | So. | Mission Bay, Calif./La Jolla/Colorado State | 73 | Kyson Van Vugt | OL | 6-6 | 282 | So. | Sioux Center, Iowa/Western Christian |
| 21 | Watts McBride | DB | 6-0 | 203 | RS Fr. | Cedar Rapids, Iowa/Washington | 74 | Bodey McCaslin | OL | 6-5 | 266 | Fr. | St. Charles, Ill./East |
| 21 | Kaden Wetjen | WR | 5-10 | 196 | Sr. | Williamsburg, Iowa/Williamsburg/Iowa Western CC | 75 | Cannon Leonard | OL | 6-8 | 306 | RS Fr. | Gilman, Ill./Iroquois West |
| 22 | Derek Weisskopf | LB | 6-3 | 218 | Fr. | Victor, Iowa/Williamsburg | 76 | Tyler Elsbury | OL | 6-5 | 316 | Sr. | Byron, Ill./Byron |
| 22 | Max White | RB | 5-10 | 207 | Jr. | Cedar Rapids, Iowa/Kennedy | 77 | Connor Colby | OL | 6-6 | 310 | Sr. | Cedar Rapids, Iowa/Kennedy |
| 23 | Landyn Van Kekerix | LB | 6-1 | 234 | So. | Rock Valley, Iowa/Boydell Hull/Rock Valley | 78 | Mason Richman | OL | 6-6 | 312 | Sr. | Leawood, Kan./Blue Valley |
| 25 | Ayden Price | WR | 5-11 | 196 | RS Fr. | West Des Moines, Iowa/Valley | 79 | Cody Fox | OL | 6-4 | 289 | Fr. | Winthrop, Iowa/East Buchanan |
| 25 | Kelby Telander | LB | 6-4 | 239 | Jr. | North Liberty, Iowa/Liberty | 80 | Michael Burt | TE | 6-5 | 228 | Fr. | Omaha, Neb./Creighton Prep |
| 26 | Kael Kolarik | DB | 6-0 | 209 | So. | Indianola, Iowa/Indianola | 81 | DJ Vonnahme | TE | 6-3 | 217 | Fr. | Breda, Iowa/Carroll Kuemper |
| 26 | Xavier Williams | RB | 5-10 | 230 | Fr. | Schererville, Ind./Lake Central | 82 | Johnny Pascuzzi | TE | 6-4 | 241 | Jr. | Olathe, Kan./Rockhurst |
| 27 | Grant Glausser | RB | 5-11 | 210 | Fr. | Dubuque, Iowa/Western Dubuque | 83 | Cole Marsh | TE | 6-5 | 233 | Fr. | Waverly, Iowa/Waverly-Shell Rock |
| 27 | Jermari Harris | DB | 6-1 | 189 | Gr. | Chicago, Ill./Montini Catholic | 84 | Joseph Anderson | DE | 6-5 | 224 | Fr. | St. Louis, Mo./Westminster Christian Academy |
| 28 | Kamari Moulton | RB | 5-9 | 197 | RS Fr. | Ft. Lauderdale, Fla./Cardinal Gibbons | 84 | KJ Parker | WR | 5-10 | 175 | Fr. | Bellwood, Ill./Immaculate Conception |
| 29 | Sebastian Castro | DB | 5-11 | 205 | Gr. | Oak Lawn, Ill./Richards | 85 | Luke Lachey | TE | 6-6 | 247 | Sr. | Columbus, Ohio/Grandview |
| 29 | Judah Mallette | WR | 5-11 | 197 | RS Fr. | Chicago, Ill./Hope Academy | 87 | Addison Ostrenga | TE | 6-4 | 251 | Jr. | Sun Prairie, Wis./Sun Prairie |
| 30 | Quinn Schulte | DB | 6-1 | 209 | Gr. | Cedar Rapids, Iowa/Xavier | 88 | Hayden Large | FB | 6-5 | 250 | Gr. | Hudsonville, Mich./Unity Christian/Dordt Univ. |
| 31 | Nolan DeLong | LB | 6-0 | 230 | RS Fr. | Durant, Iowa/Durant | 89 | Gavin Hoffman | TE | 6-5 | 237 | Fr. | Leawood, Kan./Blue Valley Northwest |
| 31 | Eli Miller | FB | 6-1 | 233 | Jr. | Sedalia, Colo./Lipscomb Acad./Valor Christian | 90 | Brian Allen | DE | 6-4 | 260 | So. | Lake in the Hills, Ill./St. Thomas More |
| 33 | Cam Buffington | LB | 6-3 | 234 | Fr. | Winfield, Iowa/Winfield-Mt. Union | 91 | Chase Brackney | DL | 6-4 | 291 | RS Fr. | Greenwood Village, Colo./Cherry Creek |
| 34 | Jay Higgins | LB | 6-2 | 232 | Sr. | Indianapolis, Ind./Brebeuf Jesuit Prep | 92 | Tripp Woody | K | 5-9 | 197 | Fr. | Waxhaw, N.C./Charlotte Christian |
| 35 | Devan Van Ness | LB | 6-0 | 218 | Fr. | Barrington, Ill./Barrington | 94 | Yahya Black | DL | 6-5 | 317 | Sr. | Marshall, Minn./Marshall |
| 36 | Jayden Montgomery | LB | 5-10 | 225 | So. | Suamico, Wis./Bay Port | 95 | Aaron Graves | DL | 6-4 | 300 | Jr. | Dayton, Iowa/Southeast Valley |
| 37 | Kyler Fisher | LB | 5-11 | 231 | Gr. | Farnhamville, Iowa/SE Valley | 97 | Caden Crawford | DL | 6-4 | 261 | So. | Lansing, Kan./Lansing |
| 38 | Graham Eben | LB | 6-1 | 197 | Fr. | Rock Rapids, Iowa/Central Lyon/GLR | 97 | Ike Speltz | LS | 6-0 | 230 | Fr. | Van Meter, Iowa/Van Meter |
| 39 | Luke Elkin | LS | 6-1 | 228 | Sr. | Neenah, Wis./Neenah | 99 | Devan Kennedy | DL | 6-2 | 265 | Fr. | Glendale, Ariz./Brophy College Prep |
| 39 | Eric Epenesa | LB | 6-3 | 210 | Jr. | Glen Carbon, Ill./Edwardsville | 99 | Ty Nissen | P | 5-11 | 192 | Sr. | Carroll, Iowa/Carroll/Iowa Western CC |
| 40 | Chima Chineke | DE | 6-4 | 240 | Fr. | Plano, Texas/Plano East | | | | | | | |

2024 IOWA FOOTBALL ALPHABETICAL ROSTER

| # | NAME | POS. | # | NAME | POS. | # | NAME | POS. |
|----|----------------------------|------|----|-----------------------|------|----|-------------------------|------|
| 54 | Ethan Aghakhan | DL | 41 | Jaden Harrell | LB | 68 | Will Nolan | OL |
| 90 | Brian Allen | DE | 27 | Jermari Harris | DB | 1 | Xavier Nwankpa | DB |
| 84 | Joseph Anderson | DE | 16 | Jamison Heinz | DB | 48 | Zach Ortwerth | TE |
| 6 | Seth Anderson | WR | 34 | Jay Higgins | LB | 13 | Reese Osgood | WR |
| 15 | Amare Bickham | DB | 89 | Gavin Hoffman | TE | 87 | Addison Ostrenga | TE |
| 94 | Yahya Black | DL | 7 | Dayton Howard | WR | 84 | KJ Parker | WR |
| 56 | Maddux Borcharding-Johnson | DL | 57 | Will Hubert | DL | 82 | Johnny Pascuzzi | TE |
| 69 | Cade Borud | OL | 49 | Ethan Hurkett | DL | 9 | Jaziun Patterson | RB |
| 91 | Chase Brackney | DL | 10 | Nick Jackson | LB | 58 | Kade Pieper | OL |
| 33 | Cam Buffington | LB | 63 | Josh Janowski | OL | 55 | Jeremiah Pittman | DL |
| 0 | Jarriett Buie | WR | 2 | Kaleb Johnson | RB | 25 | Ayden Price | WR |
| 80 | Michael Burt | TE | 64 | Leighton Jones | OL | 10 | James Resar | QB |
| 53 | Trent Cakerice | DL | 65 | Logan Jones | OL | 12 | Jaxon Rexroth | LB |
| 13 | Drew Campbell | DE | 99 | Devan Kennedy | DT | 78 | Mason Richman | OL |
| 29 | Sebastian Castro | DB | 52 | Mason Knipp | OL | 46 | Preston Ries | LB |
| 66 | Jeremy Chaplin | OL | 26 | Kael Kolarik | DB | 30 | Quinn Schulte | DB |
| 40 | Chima Chineke | DE | 72 | Kale Krogh | OL | 43 | Karson Sharar | LB |
| 77 | Connor Colb | OL | 50 | Ryan Kuennen | DL | 97 | Ike Speltz | LS |
| 45 | Deontae Craig | DL | 85 | Luke Lachey | TE | 70 | Beau Stephens | OL |
| 97 | Caden Crawford | DL | 11 | Marco Lainez | QB | 18 | Drew Stevens | K |
| 9 | Rhys Dakin | P | 88 | Hayden Large | FB | 19 | Jackson Stratton | QB |
| 5 | Teegan Davis | DB | 11 | Drew Larson | DB | 1 | Brendan Sullivan | QB |
| 56 | Nick DeJong | OL | 59 | Trevor Lauck | OL | 14 | Kahlil Tate | DB |
| 31 | Nolan DeLong | LB | 47 | Jack Laughlin | LB | 25 | Kelby Telander | LB |
| 19 | Brevin Doll | RB | 8 | Deshaun Lee | DB | 40 | Jalyn Thompson | TE |
| 71 | Jack Dotzler | OL | 44 | Grant Leeper | TE | 42 | Zach Twedt | LB |
| 67 | Gennings Dunker | OL | 49 | Andrew Lentsch | TE | 15 | Reece Vander Zee | WR |
| 38 | Graham Eben | LB | 75 | Cannon Leonard | OL | 23 | Landyn Van Kekerix | LB |
| 17 | Alex Eichmann | WR | 48 | Max Llewellyn | DE | 35 | Devan Van Ness | LB |
| 39 | Luke Elkin | LS | 6 | Zach Lutmer | DB | 73 | Kyson Van Vugt | OL |
| 76 | Tyler Elsbury | OL | 29 | Judah Mallette | WR | 41 | Rusty VanWetzinga | FB |
| 4 | Koen Entringer | DB | 83 | Cole Marsh | TE | 81 | DJ Vonnahme | TE |
| 39 | Eric Epenesa | LB | 21 | Watts McBride | DB | 8 | Terrell Washington, Jr. | RB |
| 37 | Kyler Fisher | LB | 74 | Bodey McCaslin | OL | 3 | Jaylen Watson | DB |
| 79 | Cody Fox | OL | 12 | Cade McNamara | QB | 22 | Derek Weisskopf | LB |
| 16 | Graham Friedrichsen | WR | 44 | Kenneth Merrieweather | DL | 21 | Kaden Wetjen | WR |
| 51 | Luke Gaffney | DL | 31 | Eli Miller | FB | 22 | Max White | RB |
| 3 | Kyler Gerardy | DB | 36 | Jayden Montgomery | LB | 18 | Alec Wick | WR |
| 5 | Jacob Gill | WR | 14 | Alex Mota | WR | 26 | Xavier Williams | RB |
| 27 | Grant Glausser | RB | 28 | Kamari Moulton | RB | 61 | Cael Winter | OL |
| 17 | Rashad Godfrey | DB | 53 | Michael Myslinski | OL | 92 | Tripp Woody | K |
| 95 | Aaron Graves | DL | 7 | John Nestor | DB | | | |
| 2 | TJ Hall | DB | 99 | Ty Nissen | P | | | |

IOWA FOOTBALL PRONUNCIATION GUIDE

| | | | | | |
|--------------------------------|---------------------|-----------------------------|---------------|----------------------------------|-----------------|
| Head Coach Kirk Ferentz | FAIR-ints | 20 Deavin Hilson | DEV-in | 46 Preston Ries | REECE |
| 54 Ethan Aghakhan | AH-gah-kahn | 48 Ethan Hurkett | HERK-it | 30 Quinn Schulte | SHUL-tee |
| 94 Yahya Black | WHY-yay | 26 Kael Kolarik | co-LAIR-ick | 43 Karson Sharar | SHIRE |
| 69 Cade Borud | BO-rude | 72 Kale Krogh | CROW | 97 Ike Speltz | SPELTZ |
| 84 Jarriett Buie | JAIR-ee-it BUOY | 50 Ryan Kuennen | KEY-nin | 25 Kelby Telander | TEA-land-ir |
| 53 Trent Cakerice | CAKE-rice | 85 Luke Lachey | luh-SHAY | 42 Zach Twedt | tweet |
| 40 Chima Chineke | CHE-mah CHIN-eh-keh | 3 Marco Lainez | LIE-nez | 23 Landyn Van Kekerix | van KECK-ur-x |
| 45 Deontae Craig | dee-AUHN-tae | 74 Trevor Lauck | LAWCK | 80 Kyson Van Vugt | van-VUCKED |
| 9 Rhys Dakin | REES DAY-kin | 49 Andrew Lentsch | LENT-sch | 41 Rusty VanWetzinga | van-WET-zing-ah |
| 56 Nick DeJong | dee-YOUNG | 48 Max Llewellyn | lou-WELL-un | 81 DJ Vonnahme | Voh-NAH-me |
| 71 Jack Dotzler | DOAT-zler | 6 Zach Lutmer | LUT-mur | 8 Terrell Washington, Jr. | tuh-RELL |
| 67 Gennings Dunker | Jennings | 53 Michael Myslinski | miss-LIN-ski | 22 Derek Weisskopf | WISE-koff |
| 38 Graham Eben | E-bin | 99 Ty Nissen | NISS-in | 21 Kaden Wetjen | WEE-gin |
| 44 Luke Elkin | L-kin | 1 Xavier Nwankpa | WAUM-puh | 18 Alec Wick | wick |
| 4 Koen Entringer | CO-uhn IN-tring-ur | 87 Addison Ostrenga | uh-STRAIN-guh | | |
| 39 Eric Epenesa | EP-uh-NESS-uh | 82 Johnny Pascuzzi | pa-SKEW-zee | | |
| 16 Graham Friedrichsen | FREED-rick-son | 9 Jaziun Patterson | JAZZ-ee-un | | |
| 41 Jaden Harrell | HAIR-uhl | 58 Kade Pieper | PEEP-ur | | |
| 27 Jermari Harris | jir-MAR-ee | 10 James Resar | REE-zar | | |

(For audio pronunciations, visit the Iowa football roster page on hawkeyesports.com)

2024 IOWA FOOTBALL | DEPTH CHART VS. NEBRASKA

OFFENSE (12 positions listed; starting 11 will depend on various formations & personnel groups)

| Pos. | No. | Name | Ht. | Wt. | Yr. | Hometown (Previous School) |
|------|-----|-------------------------|------|-----|------|---|
| WR | 0 | Jarriett Buie | 6-1 | 200 | #Fr. | Tampa, Fla. (Jesuit) |
| | 7 | Dayton Howard | 6-4 | 204 | #Fr. | Kansas City, Mo. (Park Hill) |
| TE | 85 | *** Luke Lachey | 6-6 | 247 | Sr. | Columbus, Ohio (Grandview) |
| | 87 | ** Addison Ostrenga ^ | 6-4 | 251 | Jr. | Sun Prairie, Wis. (Sun Prairie) |
| OR | 48 | * Zach Ortwerth ^ | 6-3 | 240 | So. | St. Louis, Mo. (St. Louis University) |
| LT | 78 | *** Mason Richman | 6-6 | 312 | Sr. | Leawood, Kan. (Blue Valley) |
| | 59 | Trevor Lauck | 6-5 | 302 | #Fr. | Indianapolis, Ind. (Roncalli) |
| LG | 70 | ** Beau Stephens | 6-6 | 322 | Jr. | Blue Springs, Mo. (Blue Springs) |
| | 58 | Kade Pieper | 6-3 | 275 | #Fr. | Norfolk, Neb. (Catholic) |
| C | 65 | ** Logan Jones | 6-3 | 293 | Sr. | Council Bluffs, Iowa (Lewis Central) |
| | 76 | *** Tyler Elsbury | 6-5 | 316 | Sr. | Byron, Ill. (Byron) |
| RG | 77 | *** Connor Colby ^ | 6-6 | 310 | Sr. | Cedar Rapids, Iowa (Kennedy) |
| | 53 | Michael Myslinski | 6-3 | 285 | Jr. | Jacksonville, Fla. (Bishop Kenny) |
| RT | 56 | **** Nick DeJong | 6-6 | 307 | Gr. | Pella, Iowa (Pella) |
| | 71 | Jack Dotzler | 6-6 | 305 | So. | Waunakee, Wis. (Waunakee) |
| WR | 6 | * Seth Anderson | 6-0 | 185 | Jr. | Suwanee, Ga. (North Gwinnett/Charleston Southern) |
| | 21 | * Kaden Wetjen | 5-10 | 196 | Sr. | Williamsburg, Iowa (Williamsburg/Iowa Western CC) |
| WR | 5 | Jacob Gill | 6-0 | 185 | Jr. | Raleigh, N.C. (Cardinal Gibbons/Northwestern) |
| | 8 | Terrell Washington, Jr. | 5-11 | 206 | #Fr. | Wylie, Texas (Wylie East) |
| QB | 19 | Jackson Stratton | 6-4 | 193 | So. | Mission Bay, Calif. (La Jolla/Colorado State) |
| | 11 | Marco Lainez | 6-2 | 228 | #Fr. | Princeton, N.J. (The Hun School) |
| RB | 2 | ** Kaleb Johnson ^ | 6-0 | 225 | Jr. | Hamilton, Ohio (Hamilton) |
| | 28 | Kamari Moulton | 5-9 | 197 | #Fr. | Ft. Lauderdale, Fla. (Cardinal Gibbons) |
| OR | 9 | * Jaziun Patterson | 5-10 | 195 | So. | Pompano Beach, Fla. (Deerfield Beach) |
| FB | 88 | * Hayden Large | 6-5 | 250 | Gr. | Hudsonville, Mich. (Unity Christian/Dordt Univ.) |
| | 41 | Rusty VanWetzinga | 6-0 | 235 | #Fr. | Pleasant Valley, Iowa (Pleasant Valley) |

DEFENSE (12 positions listed; starting 11 will depend on various formations & personnel groups)

| Pos. | No. | Name | Ht. | Wt. | Yr. | Hometown (Previous School) |
|------|-----|----------------------|------|-----|------|---|
| LE | 45 | *** Deontae Craig | 6-3 | 266 | Sr. | Ft. Wayne, Ind. (Culver Academies) |
| | 48 | * Max Llewellyn | 6-5 | 258 | Jr. | Urbandale, Iowa (Urbandale) |
| LT | 95 | ** Aaron Graves ^ | 6-4 | 300 | Jr. | Dayton, Iowa (Southeast Valley) |
| | 57 | Will Hubert | 6-3 | 285 | So. | Omaha, Neb. (Papillion-La Vista) |
| RT | 94 | *** Yahya Black | 6-5 | 317 | Sr. | Marshall, Minn. (Marshall) |
| | 55 | * Jeremiah Pittman | 6-3 | 293 | Jr. | Palatine, Ill. (St. Viator) |
| RE | 49 | ** Ethan Hurkett | 6-3 | 260 | Sr. | Cedar Rapids, Iowa (Xavier) |
| | 90 | Brian Allen | 6-4 | 260 | So. | Lake in the Hills, Ill. (St. Thomas More) |
| Cash | 29 | *** Sebastian Castro | 5-11 | 205 | Gr. | Oak Lawn, Ill. (Richards) |
| | 4 | * Koen Entringer | 6-0 | 207 | So. | Ypsilanti, Mich. (Walled Lake Western) |
| Leo | 37 | **** Kyler Fisher | 5-11 | 231 | Gr. | Farnhamville, Iowa (SE Valley) |
| | 12 | ** Jaxon Rexroth | 6-2 | 226 | Jr. | Cedar Rapids, Iowa (Xavier) |
| MLB | 34 | **** Jay Higgins | 6-2 | 232 | Sr. | Indianapolis, Ind. (Brebeuf Jesuit Prep) |
| | 41 | * Jaden Harrell | 6-2 | 237 | Jr. | Urbandale, Iowa (Urbandale) |
| WLB | 10 | * Nick Jackson | 6-0 | 235 | Gr. | Atlanta, Ga. (Lovett School/Virginia) |
| | 37 | **** Kyler Fisher | 5-11 | 231 | Gr. | Farnhamville, Iowa (SE Valley) |
| LC | 2 | ** TJ Hall ^ | 6-1 | 187 | Jr. | Fresno, Calif. (San Joaquin Memorial) |
| | 3 | Jaylen Watson | 5-10 | 174 | Fr. | Detroit, Mich. (Central Catholic) |
| SS | 1 | ** Xavier Nwankpa ^ | 6-2 | 215 | Jr. | Pleasant Hill, Iowa (Southeast Polk) |
| | 4 | * Koen Entringer | 6-0 | 207 | So. | Ypsilanti, Mich. (Walled Lake Western) |
| FS | 30 | *** Quinn Schulte | 6-1 | 209 | Gr. | Cedar Rapids, Iowa (Xavier) |
| | 6 | Zach Lutmer | 6-0 | 202 | #Fr. | Rock Rapids, Iowa (Central Lyon/GLR) |
| RC | 8 | * Deshaun Lee | 5-10 | 187 | So. | Belleville, Mich. (Belleville) |
| | 7 | * John Nestor ^ | 5-11 | 196 | So. | Chicago, Ill. (Marist) |

SPECIALISTS

| | | | | | | |
|--------------|----|--------------------|------|-----|------|---|
| PK | 18 | ** Drew Stevens ^ | 6-0 | 205 | Jr. | North Augusta, S.C. (North Augusta) |
| PT | 9 | Rhys Dakin | 6-4 | 225 | Fr. | Melbourne, Australia (Mazenod College) |
| Snaps | 39 | *** Luke Elkin ^ | 6-1 | 228 | Sr. | Neenah, Wis. (Neenah) |
| Holder | 99 | Ty Nissen | 5-11 | 192 | Sr. | Carroll, Iowa (Carroll/Iowa Western CC) |
| PR | 21 | * Kaden Wetjen | 5-10 | 196 | Sr. | Williamsburg, Iowa (Williamsburg/Iowa Western CC) |
| | 6 | Zach Lutmer | 6-0 | 202 | #Fr. | Rock Rapids, Iowa (Central Lyon/GLR) |
| KR | 2 | ** Kaleb Johnson ^ | 6-0 | 225 | Jr. | Hamilton, Ohio (Hamilton) |
| | 21 | * Kaden Wetjen | 5-10 | 196 | Sr. | Williamsburg, Iowa (Williamsburg/Iowa Western CC) |

* -- Letters won

^ -- Redshirt year still available

-- Indicates redshirt freshman

SMART • TOUGH • PHYSICAL • TOGETHER