



10:00  
SEGMENT 14

40

70

KEELS  
15

FVFE  
17

LONG  
75

PAINTER  
54

NEWELL  
79

HOPPES  
88

CONRAD  
6

2015  
**NEBRASKA**  
**SPRING**  
**FOOTBALL**

**N**

DIDDER





**TABLE OF CONTENTS**

Quick Facts, Schedule ..... 1  
 Spring Roster/Returning Letterwinners and Starters .... 2-4  
 Nebraska Coaching Staff ..... 5-13  
 Spring Notes/Position Outlook ..... 14-19  
 Returning Letterwinner Biographies ..... 20-39  
 2015 Newcomers..... 40-45  
 2014 Honors, Recap, Statistics ..... 46-66  
 2014 Nebraska Seniors ..... 67-74  
 Series Results vs. 2015 Opponents..... 75-78

**HUSKER FOOTBALL COACHING STAFF**

**Head Coach** ..... Mike Riley (Alabama, 1975)  
**Record**.....first season at Nebraska  
 .....93-80 as a collegiate head coach, 15th season

**Assistant Coaches**

Mark Banker ..... Defensive Coordinator  
 Danny Langsdorf.....Offensive Coordinator/Quarterbacks  
 Bruce Read .....Special Teams Coordinator  
 Trent Bray ..... Linebackers  
 Mike Cavanaugh ..... Offensive Line  
 Reggie Davis .....Running Backs  
 Hank Hughes ..... Defensive Line  
 Brian Stewart..... Defensive Backs  
 Keith Williams..... Wide Receivers  
 Mark Philipp..... Head Football Strength Coach  
 Dan Van De Riet..... Associate A.D./Football Operations

**GENERAL INFORMATION**

**Location:** Lincoln, Neb., 68588-0123  
**Population:** 265,401  
**Founded:** 1869  
**Enrollment:** 25,006  
**Football Stadium/Field:** Memorial Stadium (1923)/  
 Tom Osborne Field (1998)  
**Capacity:** 87,000  
**Surface:** FieldTurf  
**Nickname:** Cornhuskers or Huskers  
**Colors:** Scarlet and Cream  
**Conference:** Big Ten  
**Chancellor:** Harvey S. Perlman, J.D.  
**Institutional Representative:** Josephine Potuto, J.D.  
**Director of Athletics:** Shawn Eichorst  
**Assistant A.D./Media Relations (Football Contact):** Keith Mann  
**Media Relations Director of Operations:** Jeff Griesch  
**Associate MRD:** Shamus McKnight  
**Assistant MRDs:** Matt Smith, Jeremy Foote, Nate Pohlen  
**Media Relations Administrative Assistant:** Vicki Capazo  
**Athletic Department Photographer:** Scott Bruhn  
**Design Specialist:** Annie Wood  
**Media Relations Intern:** Connor Stange  
**Student Assistants:** Elly Burton, Tyson Carlson, Stephanie Carpenter, Kailyn Hawkins, Erica Nett, Nate Olsen, Gage Peake, Sarah Pogue, Jamie Schleppebach, Colin Stange  
**Website:** Huskers.com  
**Twitter:** @Huskers, @HuskerFBNation  
**Facebook:** Facebook.com/Huskers

**ADMINISTRATION**

**Interim President:** James Linder  
**Board of Regents**  
 Timothy Clare, Lincoln  
 Hal Daub, Omaha  
 Howard Hawks, Omaha  
 Bob Phares, North Platte  
 Jim Pillen, Columbus  
 Robert Schafer, Beatrice  
 Kent Schroeder, J.D., Kearney  
 Bob Whitehouse, Papillion

**Student Regents**

Kevin Knudson, UN-Lincoln  
 Connor Schulte, UN-Kearney  
 Jordan Koch, UN-Omaha  
 Krupa Savalia, UN-Medical Center

**2015 NEBRASKA FOOTBALL SCHEDULE**

Date	Opponent	Site	Stadium	Series
Sept. 5	BYU	Lincoln, Neb.	Memorial Stadium	first meeting
Sept. 12	South Alabama	Lincoln, Neb.	Memorial Stadium	first meeting
Sept. 19	at Miami	Miami Gardens, Fla.	Sun Life Stadium	NU leads, 6-5
Sept. 26	Southern Miss (HC)	Lincoln, Neb.	Memorial Stadium	NU leads, 3-1
Oct. 3	at Illinois	Champaign, Ill.	Memorial Stadium	NU leads, 9-2-1
Oct. 10	Wisconsin	Lincoln, Neb.	Memorial Stadium	UW leads, 5-4
Oct. 17	at Minnesota	Minneapolis, Minn.	TCF Bank Stadium	UM leads, 31-22-2
Oct. 24	Northwestern	Lincoln, Neb.	Memorial Stadium	NU leads, 6-2
Oct. 31	at Purdue	West Lafayette, Ind.	Ross-Ade Stadium	NU leads, 2-1
Nov. 7	Michigan State	Lincoln, Neb.	Memorial Stadium	NU leads, 7-2
Nov. 14	at Rutgers	Piscataway, N.J.	High Point Solutions Stadium	NU leads, 2-0
Nov. 27	Iowa	Lincoln, Neb.	Memorial Stadium	NU leads, 29-13-3
Dec. 5	Big Ten Championship	Indianapolis, Ind.	Lucas Oil Stadium	5th Annual

For more information on Nebraska's series history against 2015 opponents, see pages 75-78.

**2014 SCHEDULE AND RESULTS (9-4, 5-3 IN BIG TEN)**

Date	Opponent	Television	Results	Att:
Aug. 30	Florida Atlantic	BTN	W, 55-7	91,441
Sept. 6	McNeese State	ESPNU	W, 31-24	91,082
Sept. 13	at Fresno State	CBS Sports	W, 55-19	41,031
Sept. 20	Miami	ESPN2	W, 41-31	91,585
Sept. 27	Illinois#	BTN	W, 45-14	91,225
Oct. 4	at Michigan State#	ABC	L, 22-27	75,923
Oct. 18	at Northwestern#	BTN	W, 38-17	47,330
Oct. 25	Rutgers#	ESPN2	W, 42-24	91,088
Nov. 1	Purdue#	ABC	W, 35-14	91,107
Nov. 15	at Wisconsin#	ABC	L, 24-59	80,539
Nov. 22	Minnesota#	ESPN	L, 24-28	91,186
Nov. 28	at Iowa#	ABC	W, 37-34 (OT)	66,897
Dec. 27	vs. USC+	ESPN	L, 42-45	55,789

#Big Ten Conference Game; +Holiday Bowl

**HUSKERS BRIEFLY IN 2014**

**General**

**Overall Record:** 9-4  
**Big Ten Record:** 5-3 (tie 2nd, West)  
**Home:** 5-3; **Away:** 3-1; **Neutral:** 1-0  
**Total Attendance:** 950,464  
**Average Attendance:** 73,112  
**Home Attendance:** 638,744  
**Average Home Attendance:** 91,249

**Offense (National Rank)**

**Yards Rushing/Game:** 240.2 (17)  
**Yards Rushing/Att.:** 5.3  
**Passing Yards/Game:** 212.1 (80)  
**Passing Att./Comp./Yards:** 359/190/2,757  
**Total Net Yards/Game:** 452.3 (31)  
**Total Net Yards/Att.:** 6.2  
**Points/Game:** 37.8 (12)  
**Turnover Margin/Game:** -0.15 (73)  
**Third-Down Conversions:** .413 (57)

**Defense (National Rank)**

**Yards Rushing/Game:** 177.8 (78)  
**Passing Yards/Game:** 205.8 (32)  
**Total Net Yards/Game:** 383.7 (52)  
**Total Net Yards/Attempt:** 5.4  
**Points/Game:** 26.4 (59)  
**Pass Efficiency Defense:** 104.83 (4)  
**Third-Down Conversions:** .301 (5)

**2014 BIG TEN STANDINGS**

**West Division**

Team	Big Ten	Overall
1. Wisconsin	7-1	11-3
2. Nebraska	5-3	9-4
Minnesota	5-3	8-5
4. Iowa	4-4	7-6
5. Illinois	3-5	6-7
Northwestern	3-5	5-7
7. Purdue	1-7	3-9

**East Division**

Team	Big Ten	Overall
1. Ohio State	8-0	14-1
2. Michigan State	7-1	11-2
3. Maryland	4-4	7-6
4. Rutgers	3-5	8-5
Michigan	3-5	5-7
6. Penn State	2-6	7-6
7. Indiana	1-7	4-8

**Big Ten Championship Game**

Ohio State 59, Wisconsin 0 (Indianapolis)

**Nebraska's 2015 Non-Conference Opponents**

Team	Overall	Bowl
BYU	8-5	Miami Beach
South Alabama	6-7	Camellia
Miami	6-7	Independence
Southern Miss	3-9	

**Spring Football Guide Credits**

The 2015 Nebraska Football Spring Guide was written by Media Relations Director Keith Mann with assistance from members of the Media Relations Staff, including Shamus McKnight, Matt Smith, Jeremy Foote and Connor Stange. Cover design by Design Specialist Annie Wood. Photography by Scott Bruhn.

**Mission Statement**

The mission of the University of Nebraska Athletic Department is to serve our student-athletes, coaches, staff and fans by: Displaying **INTEGRITY** in every decision and action; Building and maintaining **TRUST** with others; Giving **RESPECT** to each person we encounter; Pursuing unity of purpose through **TEAMWORK**; Maintaining **LOYALTY** to student-athletes, co-workers, fans and the University of Nebraska.



# NEBRASKA 2015 SPRING FOOTBALL ROSTER

## NUMERICAL ROSTER

No.	Name	Pos.
1	* Boaz Joseph	DB
1	** Jordan Westerkamp	WR
2	* LeRoy Alexander	S
2	Zack Darlington	QB
3	* Marcus Newby	LB
4	Avery Anderson	DB
4	** Tommy Armstrong Jr.	QB
5	Johnny Stanton	QB
5	Dedrick Young	LB
6	AJ Bush	QB
6	Eric Lee Jr.	DB
7	*** Taariq Allen	WR
7	** Maliek Collins	DT
8	* Chris Jones	DB
9	Tyson Broekemeier	QB
9	** Sam Burtch	WR
10	* Joshua Kalu	DB
10	*** Jamal Turner	WR
11	** Cethan Carter	TE
12	Luke Gifford	LB
13	* Lane Hovey	WR
14	** Jonathan Rose	CB
15	* De'Mornay Pierson-El	WR
15	* Michael Rose-Ivey	LB
16	Trai Mosley	DB
17	* Ryker Fyfe	QB
17	Sedrick King	DE
18	Glenn Irons	WR
19	* Joe Keels	DE
19	Jariah Tolbert	WR
21	** Charles Jackson	DB
21	Mikale Wilbon	IB
22	Anthony Ridder	DB
23	*** Daniel Davie	CB
23	Austin Rose	IB
24	Murat Kuzu	IB
24	Aaron Williams	DB
25	** Nate Gerry	S
25	Blake Holtmeier	WR
26	Thomas Connelly	LB
26	Brady Pelzer	WR
27	** Sam Foltz	P
27	* Kieron Williams	S
28	* Byerson Cockrell	DB
28	Adam Taylor	IB
29	Nolan Graham	DB
29	Graham Nabity	IB
30	Bo Kitrell	FB
32	*** Imani Cross	IB
33	* Christian Bailey	WR
33	Garrett McKay	LB
34	* Drew Brown	PK
34	* Terrell Newby	IB
35	** Andy Janovich	FB
36	Zach Stovall	DB
37	*** Mauro Bondi	PK
38	* Harrison Jordan	FB
39	Cameron Jakub	DB
39	* Jordan Nelson	IB
40	Ty Betka	WR
41	Luke McNitt	TE
41	*** David Santos	LB
42	** Trey Foster	TE
42	Creighton Koley	DB
43	Noah Applegate	WR

## ALPHABETICAL ROSTER

Lettermen in Bold; \* -Indicates Letters Earned; Class indicates 2015 fall eligibility)

No.	Name	Pos.	Ht.	Wt.	Yr.	Hometown (High School/College)
91	Akinmoladun, Freedom	DE	6-4	255	RFr.	Grandview, Mo.
2	* Alexander, LeRoy	S	6-0	195	Jr.	Toledo, Ohio (Whitmer)
7	*** Allen, Taariq	WR	6-3	200	Sr.	Weston, Mass. (The Rivers School)
4	Anderson, Avery	DB	6-0	175	Fr.	Surprise, Ariz. (Pine Creek, Colorado Springs, Colo.)
43	Applegate, Noah	WR	6-2	200	RFr.	Lincoln, Neb. (Pius X)
4	** Armstrong Jr., Tommy	QB	6-1	220	Jr.	Cibolo, Texas (Steele)
61	Arneson, Noah	DL	6-3	300	RFr.	Omaha, Neb. (Gross)
33	* Bailey, Christian	WR	5-11	205	So.	San Clemente, Calif.
52	** Banderas, Josh	LB	6-2	235	Jr.	Lincoln, Neb. (Southwest)
40	Betka, Ty	WR	5-7	165	Jr.	Superior, Neb. (Superior/Drake)
83	Blum, Jared	TE	6-4	255	Jr.	Gretna, Neb.
37	** Bondi, Mauro	PK	6-0	210	Sr.	Boca Raton, Fla. (West Boca Raton)
53	Boryca, Alex	LB	6-2	220	RFr.	Cozad, Neb.
9	Broekemeier, Tyson	QB	6-1	200	Sr.	Aurora, Neb.
34	* Brown, Drew	PK	5-11	180	So.	Southlake, Texas (Southlake Carroll)
9	** Burtch, Sam	WR	6-3	200	Sr.	Murdock, Neb. (Elmwood-Murdock)
6	Bush, AJ	QB	6-3	220	RFr.	Alpharetta, Ga. (Norcross)
11	** Carter, Cethan	TE	6-4	240	Jr.	Metairie, La. (Archbishop Rummel)
28	* Cockrell, Byerson	DB	6-0	185	Sr.	Columbus, Miss. (East Mississippi CC)
7	** Collins, Maliek	DT	6-2	300	Jr.	Kansas City, Mo. (Center)
26	Connelly, Thomas	LB	5-11	205	RFr.	Kearney, Neb. (Kearney Catholic)
62	Conrad, Cole	OL	6-5	290	RFr.	Fremont, Neb. (Archbishop Bergan)
84	** Cotton, Sam	TE	6-4	250	Jr.	Lincoln, Neb. (Southeast)
32	*** Cross, Imani	IB	6-1	240	Sr.	Gainesville, Ga. (North Hall)
2	Darlington, Zack	QB	6-2	205	RFr.	Apopka, Fla.
23	*** Davie, Daniel	CB	6-1	190	Sr.	Beatrice, Neb.
88	Dzuris, Ross	DE	6-3	250	Jr.	Plattsmouth, Neb.
48	Evans, Erik	DE	6-3	255	So.	Waverly, Neb.
63	Farmer, Tanner	OL	6-4	310	RFr.	Highland, Ill.
92	Faulkenberry, Josh	LS	6-3	225	So.	Arvada, Colo. (Arvada West)
59	** Finnin, Matt	OL	6-7	305	Sr.	Crete, Ill. (Monee/College of DuPage)
27	** Foltz, Sam	P	6-1	200	Jr.	Grand Island, Neb.
67	Foster, Jerald	OL	6-3	310	RFr.	Lincoln, Neb. (Southeast)
42	** Foster, Trey	TE	6-0	245	Jr.	Lincoln, Neb. (Southeast)
51	Freudenburg, Ryan	OL	6-5	305	RFr.	Norfolk, Neb. (Lutheran-Northeast)
17	* Fyfe, Ryker	QB	6-2	210	Jr.	Grand Island, Neb.
95	* Gangwish, Jack	DE	6-2	265	Sr.	Wood River, Neb.
68	Gates, Nick	OL	6-5	290	Fr.	Las Vegas, Nev. (Bishop Gorman)
25	** Gerry, Nate	S	6-2	205	Jr.	Sioux Falls, S.D. (Washington)
12	Gifford, Luke	LB	6-3	215	RFr.	Lincoln, Neb. (Southeast)
81	* Gladney, Kevin	WR	6-1	190	So.	Akron, Ohio (Firestone Senior)
29	Graham, Nolan	DB	5-11	200	RFr.	Firth, Neb. (Norris)
73	Hahn, Sam	OL	6-6	300	Jr.	DeWitt, Neb. (Tri-County/North Dakota State)
72	* Hannon, Zach	OL	6-5	305	So.	Kansas City, Mo. (Rockhurst)
25	Holtmeier, Blake	WR	6-2	200	RFr.	Kearney, Neb. (Kearney Catholic)
88	Hoppes, Tyler	TE	6-4	240	So.	Lincoln, Neb. (Southwest/Wayne State)
13	* Hovey, Lane	WR	6-4	205	Jr.	Adel, Iowa (Adel-Desoto-Minburn)
18	Irons, Glenn	WR	5-9	160	RFr.	New Orleans, La. (Edna Karr)
21	** Jackson, Charles	DB	5-11	180	Jr.	Spring, Texas (Klein Collins)
39	Jakub, Cameron	DB	5-11	160	RFr.	Columbus, Neb.
35	*** Janovich, Andy	FB	6-1	230	Sr.	Gretna, Neb.
47	Jarzynka, Matt	DE	6-4	240	RFr.	Loup City, Neb.
50	Johns, Garret	DL	6-0	280	Jr.	Aurora, Neb.
76	Johnson Jr., Dwayne	OL	6-6	280	So.	Houston, Texas (Bellaire)
8	* Jones, Chris	DB	6-0	180	So.	Jacksonville, Fla. (Sandalwood)
38	* Jordan, Harrison	FB	5-10	230	So.	Omaha, Neb. (Westside)
1	* Joseph, Boaz	DB	6-1	190	So.	Weston, Fla. (Cypress Bay)
10	* Kalu, Joshua	DB	6-1	185	So.	Houston, Texas (Alief Taylor)
19	* Keels, Joe	DE	6-3	265	Sr.	Kenosha, Wis. (Bradford/Highland CC)
89	Ketter, Connor	TE	6-5	245	So.	Norfolk, Neb. (Norfolk Catholic)
17	King, Sedrick	DE	6-4	240	RFr.	Plant City, Fla.
30	Kitrell, Bo	FB	6-1	225	RFr.	Ashland, Neb. (Ashland-Greenwood)
77	* Knevel, David	OL	6-9	310	So.	Brantford, Ontario, Canada (Pauline S. Johnson Collegiate)
42	Koley, Creighton	DB	6-0	180	RFr.	Omaha, Neb. (Skutt Catholic)
70	* Kondolo, Chongo	OL	6-4	300	Sr.	Carrollton, Texas (Creekview/Fresno City College)



24	Kuzu, Murat	IB	5-11	200	Sr.	Plano, Texas (Plano Senior High)
6	Lee Jr., Eric	DB	6-0	180	Fr.	Milton, Mass. (Valor Christian, Colorado)
71	* Lewis, Alex	OL	6-6	290	Sr.	Tempe, Ariz. (Mountain Pointe/Colorado)
95	* Lindsay, Spencer	PK	5-9	205	Jr.	Kearney, Neb.
75	Long, Chris	OL	6-4	300	Sr.	Blair, Neb.
58	Lopez, Joel	DL	6-2	260	So.	Saint Charles, Ill. (Burlington Central)
55	** Maurice, Kevin	DT	6-3	280	Jr.	Orlando, Fla. (Freedom)
44	McCann, Mitch	FB	6-0	235	Jr.	Omaha, Neb. (Burke)
33	McKay, Garrett	LB	6-0	210	Jr.	Anaheim Hills, Calif. (Santa Ana College/Servite)
90	** McMullen, Greg	DE	6-3	280	Jr.	Akron, Ohio (Hoban)
41	McNitt, Luke	TE	6-2	240	So.	Kearney, Neb. (Kearney/Nebraska-Kearney)
82	** Moore, Alonzo	WR	6-2	195	Jr.	Winnfield, La. (Winnfield Senior)
16	Mosley, Trai	DB	5-10	170	Fr.	Pflugerville, Texas (Hendrickson)
29	* Nability, Graham	IB	6-0	210	Jr.	Omaha, Neb. (Elkhorn)
45	Natter, A.J.	DE	6-5	250	So.	Milton, Wis.
39	* Nelson, Jordan	IB	5-7	180	Jr.	Omaha, Neb. (Burke)
3	* Newby, Marcus	LB	6-1	235	So.	North Potomac, Md. (Quince Orchard)
34	** Newby, Terrell	IB	5-10	200	Jr.	Los Angeles, Calif. (Chaminade)
99	Newell, Peyton	DL	6-3	270	RFr.	Hiawatha, Kan.
76	Owen, Dylan	DL	6-5	235	RFr.	Westchester, N.Y. (Somers/Bridgton Academy)
54	Painter, Robby	OL	6-4	290	Jr.	Centennial, Colo. (Grandview)
26	Pelzer, Brady	WR	5-11	180	RFr.	Bellevue, Neb. (Bellevue East)
15	* Pierson-El, De'Mornay	WR	5-9	185	So.	Alexandria, Va. (West Potomac)
54	Poppen, Garrett	LB	6-1	215	RFr.	Giltner, Neb.
78	** Price, Givens	OL	6-4	310	Sr.	Houston, Texas (Alief Taylor)
48	Rahn, Gabe	WR	6-1	190	So.	Le Mars, Iowa (Le Mars)
97	Rath, Logan	DL	6-4	280	Jr.	Aurora, Neb. (Giltner/South Dakota State)
65	*** Reeves, Ryne	OL	6-3	300	Sr.	Crete, Neb.
87	** Reilly, Brandon	WR	6-1	195	Jr.	Lincoln, Neb. (Southwest)
45	Reimers, Bryan	TE	6-5	210	RFr.	Lincoln, Neb. (East)
22	Ridder, Anthony	DB	6-2	205	Sr.	West Point, Neb. (Central Catholic)
23	Rose, Austin	IB	6-1	215	RFr.	Lincoln, Neb. (North Star)
14	** Rose, Jonathan	CB	6-1	195	Sr.	Leeds, Ala. (Leeds/Auburn)
15	* Rose-Ivey, Michael	LB	5-11	240	Jr.	Kansas City, Mo. (Rockhurst)
41	*** Santos, David	LB	6-0	225	Sr.	Spring, Texas (Klein Collins)
47	Schumacher, Grant	PK	5-9	165	So.	Lincoln, Neb. (Pius X)
56	* Simpson, Brad	LB	6-0	225	Jr.	Omaha, Neb. (Ralston)
5	Stanton, Johnny	QB	6-2	230	So.	Rancho Santa Margarita, Calif. (Santa Margarita Catholic)
57	*** Sterup, Zach	OL	6-8	320	Sr.	Hastings, Neb. (Hastings St. Cecilia)
44	Stoltenberg, Mick	DE	6-5	265	RFr.	Gretna, Neb.
36	Stovall, Zach	DB	5-11	195	So.	Bellevue, Neb. (Bellevue East)
86	* Sutton, David	TE	6-3	255	Sr.	Lincoln, Neb. (Southeast)
28	Taylor, Adam	IB	6-2	210	So.	Katy, Texas
55	* Thurston, Paul	OL	6-5	295	Jr.	Arvada, Colo. (Arvada West)
19	Tolbert, Jariah	WR	6-3	195	RFr.	New Orleans, La. (Edna Karr)
10	*** Turner, Jamal	WR	6-1	190	Sr.	Arlington, Texas (Sam Houston)
66	* Utter, Dylan	OL	6-1	285	Jr.	Papillion, Neb. (Papillion-La Vista)
98	** Valentine, Vincent	DT	6-3	320	Jr.	Edwardsville, Ill.
49	* Weber, Chris	LB	6-3	220	So.	Elkhorn, Neb.
1	** Westerkamp, Jordan	WR	6-0	195	Jr.	Lombard, Ill. (Montini Catholic)
58	Whitaker, Corey	OL	6-4	290	Jr.	Murrieta, Calif. (Vista Murrieta)
21	Wilbon, Mikale	IB	5-8	190	RFr.	Chicago, Ill. (De La Salle Institute)
24	Williams, Aaron	DB	5-11	185	Fr.	Atlanta, Ga. (Carver)
92	** Williams, Kevin	DT	6-2	275	Sr.	Holland, Ohio (Springfield)
27	* Williams, Kieron	S	6-0	190	So.	Shreveport, La. (C.E. Byrd/Air Force Prep)
5	Young, Dedrick	LB	6-1	220	Fr.	Peoria, Ariz. (Centennial)

\*denotes number of letters earned

44	Mitch McCann.....	FB
44	Mick Stoltenberg.....	DL
45	A.J. Natter .....	DE
45	Bryan Reimers.....	TE
47	Matt Jarzynka.....	DE
47	Grant Schumacher .....	PK
48	Erik Evans .....	DE
48	Gabe Rahn.....	WR
49	* Chris Weber .....	LB
50	Garret Johns.....	DL
51	Ryan Freudenburg.....	OL
52	** Josh Banderas.....	LB
53	Alex Boryca.....	LB
54	Robby Painter.....	OL
54	Garrett Poppen.....	LB
55	** Kevin Maurice.....	DT
55	* Paul Thurston .....	OL
56	* Brad Simpson.....	LB
57	*** Zach Sterup.....	OL
58	Joel Lopez.....	DL
58	Corey Whitaker.....	OL
59	** Matt Finnin.....	OL
61	Noah Arneson .....	DL
62	Cole Conrad.....	OL
63	Tanner Farmer.....	OL
65	*** Ryne Reeves .....	OL
66	* Dylan Utter .....	OL
67	Jerald Foster.....	DL
68	Nick Gates .....	OL
70	* Chongo Kondolo .....	OL
71	* Alex Lewis.....	OL
72	* Zach Hannon.....	OL
73	Sam Hahn .....	OL
75	Chris Long.....	OL
76	Dwayne Johnson Jr.....	OL
76	Dylan Owen.....	DL
77	* David Knevel.....	OL
78	** Givens Price .....	OL
81	* Kevin Gladney.....	WR
82	** Alonzo Moore .....	WR
83	Jared Blum.....	TE
84	** Sam Cotton.....	TE
86	* David Sutton.....	TE
87	** Brandon Reilly .....	WR
88	Ross Dzuris .....	DE
88	Tyler Hoppes .....	TE
89	Connor Ketter .....	TE
90	** Greg McMullen.....	DE
91	Freedom Akinmoladun .....	DE
92	* Josh Faulkenberry.....	LS
92	** Kevin Williams .....	DT
95	* Jack Gangwish .....	DE
95	Spencer Lindsay .....	PK
97	Logan Rath .....	DL
98	** Vincent Valentine .....	DT
99	Peyton Newell.....	DL

\*denotes letters earned

### HUSKER COACHING STAFF

Head Coach: Mike Riley, first season

Defensive Coordinator: Mark Banker; Offensive Coordinator/Quarterbacks: Danny Langsdorf;

Special Teams Coordinator: Bruce Read; Linebackers: Trent Bray; Offensive Line: Mike Cavanaugh;

Running Backs: Reggie Davis; Defensive Line: Hank Hughes; Secondary: Brian Stewart; Wide Receivers: Keith Williams;

Head Football Strength Coach: Mark Philipp; Associate A.D./Football: Dan Van De Riet

Head Football Trainer: Mark Mayer; Equipment Manager: Jay Terry.

# HUSKER EXPERIENCE RETURNING/LOST CHART

## EXPERIENCE RETURNING/LOST

**Total Starters Returning:** 17 (7 offense, 8 defense, 2 kickers)

**Total Starters Lost:** 10 (5 offense, 5 defense)

**Offensive Starters Returning (No. of 2014 starts):** 7—QB Tommy Armstrong Jr. (13); OT Alex Lewis (13); OT Zach Sterup (10); WR Jordan Westerkamp (9); TE Cethan Carter (8); WR Alonzo Moore (7); WR De'Mornay Pierson-El (6).

**Other Offensive Players with 2014 Starting Experience (No. of starts):** TE Sam Cotton (4); OG Givens Price (3); FB Andy Janovich (2); WR Jamal Turner (2); TE Trey Foster (1); C/OG Ryne Reeves (1); WR Brandon Reilly (1); OG/C Dylan Utter (1)

**Offensive Starters Lost:** 5—IB Ameer Abdullah; WR Kenny Bell; OG Jake Cotton; OG Mike Moudy; C Mark Pelini

**Defensive Starters Returning (No. of 2014 starts):** 8—DT Maliek Collins (13); CB Daniel Davie (13); S Nate Gerry (13); DE Greg McMullen (13); DT Vincent Valentine (11); LB David Santos (8); LB Josh Banderas (6); DB Byerson Cockrell (6)

**Other Defensive Players with 2014 Starting Experience (No. of starts):** DE Jack Gangwish (2); DT Kevin Williams (2)

**Defensive Starters Lost:** 5—LB Zaire Anderson; S Corey Cooper; DE Randy Gregory; CB Josh Mitchell; LB Trevor Roach

**Starting Kickers Returning:** 2—PK Drew Brown (13); P Sam Foltz (13)

**Specialists Returning:** KO Mauro Bondi, LS Josh Faulkenberry, H Sam Foltz, PR/KOR De'Mornay Pierson-El, KOR Terrell Newby

**Starting Specialists Lost:** KOR Ameer Abdullah

**Total Lettermen Returning:** 60 (32 offense, 23 defense, 5 specialists)

**Total Lettermen Lost:** 16 (6 offense, 9 defense, 1 specialist)

*\*Returning starter designated by 6 or more starts in 2014*

## LETTERMEN RETURNING/LOST

Starters in Bold (Number of 2014 starts)

### OFFENSE

**(31 Lettermen Returning/7 Starters)**

**WR:** Taariq Allen\*\*\*  
Christian Bailey\*  
Sam Burtch\*\*  
Kevin Gladney\*  
Lane Hovey\*  
**Alonzo Moore\*\* (7)**  
**De'Mornay Pierson-El\* (6)**  
Brandon Reilly\*\*(1)  
Jamal Turner\*\*\* (2)  
**Jordan Westerkamp\*\* (9)**

**OL:** Matt Finnin\*\*  
Zach Hannon\*  
**Alex Lewis\* (13)**  
David Knevel\*  
Chongo Kondolo\*  
**Givens Price\*\* (3)**  
Ryne Reeves\*\*\*  
**Zach Sterup\*\*\* (10)**  
Paul Thurston\*  
Dylan Utter\* (1)

**TE:** **Cethan Carter\*\* (8)**  
Sam Cotton\*\* (4)  
Trey Foster\*\* (1)  
David Sutton\*

**QB:** **Tommy Armstrong Jr.\*\* (13)**  
Ryker Fyfe\*

**FB:** Andy Janovich\*\*\* (2)

**IB:** Imani Cross\*\*\*  
Harrison Jordan\*  
Jordan Nelson\*  
Graham Nabity\*  
Terrell Newby\*\*

**(6 Lettermen Lost/5 Starters)**

**WR:** **Kenny Bell\*\*\*\* (12)**

**OL:** **Jake Cotton\*\*\* (13)**  
**Mike Moudy\*\* (13)**  
**Mark Pelini\*\*\* (11)**

**IB:** **Ameer Abdullah\*\*\*\* (13)**

**TE:** Greg Hart\*

## DEFENSE

**(20 Lettermen Returning/8 Starters)**

**DL:** **Maliek Collins\*\* (13)**  
Jack Gangwish\* (2)  
Joe Keels\*  
Kevin Maurice\*\*  
**Greg McMullen\*\* (13)**  
**Vincent Valentine\*\* (11)**  
Kevin Williams\*\* (2)

**LB:** **Josh Banderas\*\* (6)**  
Marcus Newby\*  
Michael Rose-Ivey\*  
**David Santos\*\*\* (8)**  
Brad Simpson\*  
Chris Weber\*

**DB:** LeRoy Alexander\*  
**Byerson Cockrell\* (6)**  
**Daniel Davie\*\*\* (13)**  
**Nate Gerry\*\* (13)**  
Charles Jackson\*\*  
Chris Jones\*  
Boaz Joseph\*  
Joshua Kalu\*  
Jonathan Rose\*\*  
Kieron Williams\*

**(9 Lettermen Lost/5 Starters)**

**DL:** **Randy Gregory\*\* (10)**

**LB:** **Zaire Anderson\*\* (12)**  
**Trevor Roach\*\*\* (6)**  
Courtney Love\*  
Austin Williams\*

**DB:** **Corey Cooper\*\*\*\* (12)**  
Joey Felici\*  
Derek Foster\*  
**Josh Mitchell\*\*\*\* (13)**

## KICKERS/SPECIALISTS

**(5 Lettermen Returning/2 Starters)**

**PK:** Mauro Bondi\*\*\*  
**Drew Brown\* (13)**

**P:** **Sam Foltz\*\* (13)**

**LS:** Josh Faulkenberry\*

**Holder:** Sam Foltz\*\*

**KO:** Mauro Bondi\*\*\*  
Spencer Lindsay\*

**(1 Letterman Lost)**

**LS:** Paul Kelly\*

# MIKE RILEY

HEAD COACH  
FIRST SEASON

- 41** YEARS OF COACHING EXPERIENCE
- 24** YEARS AS A HEAD COACH
- 15** YEARS AS A COLLEGIATE HEAD COACH
- 9** YEARS AS A PROFESSIONAL HEAD COACH

*One of the most respected men in the coaching profession, Mike Riley took over as the University of Nebraska Head Football Coach in early December. Riley brings a long track record of success on multiple levels of football to the tradition-rich Cornhusker football program. Riley is entering his 15th season as a collegiate head coach after 14 successful seasons at Oregon State. Riley has more than four decades of overall coaching experience, with 23 years of prior experience as a head coach, including nine seasons in professional football.*

- ▶ Led Oregon State to eight bowl appearances, compiling a 6-2 postseason record
- ▶ 2008 Pac-10 Coach of the Year
- ▶ 14 wins over Ranked Opponents in 14 Seasons at Oregon State
- ▶ Five Wins over Top-10 Teams and three wins over Top-3 Teams
- ▶ More Victories than any other Coach in Oregon State History (93)
- ▶ Ranks 11th in Pac-12 History with 58 Conference Victories
- ▶ 32 NFL Draft Picks as Oregon State Head Coach
- ▶ Coached 14 AP All-Americans at Oregon State
- ▶ Head Coach of San Diego Chargers for Three Seasons
- ▶ 2 Grey Cup Championships in Four Seasons as CFL Head Coach
- ▶ 1973 National Champion as Cornerback at Alabama



## RILEY'S HEAD COACHING EXPERIENCE





# MIKE RILEY

Head Coach | First Season at Nebraska | 15th Season Overall as College Head Coach | 93-80 Record

One of the most respected coaches in football, Mike Riley was named the head coach of the Nebraska football program on Dec. 4.

"It is truly an honor to join the University of Nebraska family. This is a once-in-a-lifetime opportunity to coach at one of the nation's most storied football programs and I can't wait to get started," Riley said at the time of his hiring. "My sincere thanks to Chancellor Perlman and Shawn Eichorst for their confidence in me and I look forward to building upon the great history and tradition."

Director of Athletics Shawn Eichorst said Riley is the perfect fit to lead the tradition-rich Nebraska program.

"There was one coach who fit all the characteristics that I was seeking to lead our tradition rich football program," Eichorst said. "Mike Riley has a proven record of success, a sound approach to football and teaching, an understanding of the educational mission of our university and the integrity and values that we cherish at Nebraska. I have no doubt that Mike and his tremendous staff will lead our student-athletes to win Big Ten titles and compete for national championships in the years ahead."

Riley took over the Husker football program following 12 seasons as the head coach at Oregon State, and 14 seasons overall in Corvallis. Riley also has experience at the highest level of football, serving as the head coach of the San Diego Chargers for three seasons, while also spending time in the professional ranks with the Canadian Football League and the World Football League.

Since arriving in Lincoln, Riley has shown the characteristics that have made him a winner throughout his coaching career. Riley has surrounded himself with a veteran coaching staff that has had success at all levels of football and recruited all parts of the country.

Riley has embraced the traditions of Nebraska football, while reaching out to Cornhusker faithful in all parts of Nebraska and around the country. Riley has also connected with former Husker players and coaches in his short time in Lincoln, while maintaining his focus on the young men currently in the Husker program.

Despite taking the Nebraska job less than two months prior to National Signing Day, Riley and his staff constructed a strong 2015 group of recruits. The staff showed their diversity on the recruiting trail by bringing players from 13 states into the program.

In his time at Oregon State, Riley built the Beaver program into a consistent winner and regular contender in the Pac-12 Conference. Riley has a 93-80 overall record as the Beavers' head coach. Riley began the rejuvenation of the Oregon State program in his two-year stint in 1997 and 1998. He returned to Corvallis and led the Beavers to unprecedented heights in the past 12 years.

Riley has a tradition of being one of the most professional and nicest men in the profession, but his coaching acumen also speaks volumes. Riley owns the most wins ever at Oregon State with 93, while leading the program to eight bowl appearances. Oregon State was ranked in the Associated Press Top 25 for 28 weeks, and Riley has coached players who have earned 32 All-America honors. Riley has had 32 NFL Draft picks, including first-round selections Steven Jackson (2004) and Brandin Cooks (2014).

Before accepting the Nebraska job, Riley was the longest tenured coach in the Pac-12 and had the seventh-longest coaching tenure of any head coach in the FBS ranks. His resume sparkles with coaching achievements.

Riley was the 2008 American Football Coaches Association (AFCA), Pac-10 Conference and State of Oregon Coach of the Year, and his teams have appeared in the final Associated Press top-25 rankings three times in the past eight seasons. In 2012 he was selected the AFCA Region Coach of the Year.

The 61-year-old Riley posted a 6-2 record in bowl games with the Beavers. Riley built the foundation for Oregon State in his first two years on the campus in 1997 and 1998. Riley took over a program that was mired in a streak of 26 consecutive losing seasons and quickly changed the culture in Corvallis. After Riley departed for the NFL, Oregon State made three postseason appearances.

Riley was the first coach in OSU history to win more than one NCAA-sanctioned bowl game at OSU, capturing the 2003 Las Vegas Bowl, the 2004 Insight Bowl, the 2006 and 2008 Sun Bowls, the 2007 Emerald Bowl and the 2013 Hawai'i Bowl titles. He was also the first coach to lead the program to more than one winning conference season since 1969, and Riley accomplished the feat six times.

Riley returned to the Beaver sideline for the second time in 2003 and led the team to the Las Vegas Bowl title over New Mexico. The team set numerous individual and team records, and led the Pac-10 in both offense and defense. Success immediately



followed on the recruiting trail, as Oregon State signed the best recruiting class in school history the following February.

The 2004 team played one of the nation's toughest schedules en route to a 7-5 record, capped by a strong finish. OSU defeated Oregon in the annual Civil War matchup and completed the year with a 38-21 win over Notre Dame in the Insight Bowl. The Beavers closed the 2004 campaign by winning six of their final seven games.

After a 5-6 season in 2005, Riley's 2006 team was the second team in school history to win at least 10 games. The Beavers won eight of their final nine games, including a win over No. 3 USC to end the Trojans' 27-game Pac-10 win streak.

OSU also ended a lengthy Aloha Stadium win streak for Hawai'i and capped off the year with a thrilling 39-38 victory over Missouri in the Sun Bowl. The Beavers finished third in the Pac-10, just one game behind co-champions USC and California, and ended the year ranked No. 21 in the final AP poll.

Like many of Riley's team, the 2007 squad continued to improve throughout the season, winning seven of the final eight games on the way to a 9-4 mark. The Beavers won at No. 2 California during the season and also posted a win at 18th-ranked Oregon. OSU's defense was first nationally against the run and led the country in tackles for loss. The Beavers capped the year with a win over Maryland in the Emerald Bowl and finished No. 25 in the Associated Press Poll.

Many expected the 2008 season to be a rebuilding year for Riley and a young Beaver team. However, OSU tied for second in the Pac-10 with a 7-2 record and finished 9-4 overall. The success came despite playing one of the nation's toughest schedules that featured three teams that played in BCS bowls.

The highlight of the 2008 season was a 27-21 win over then-No. 1 USC in a Thursday night matchup in Corvallis. Oregon State capped the year with a win over Pittsburgh in the Sun Bowl and finished No. 18 in the AP Poll and 19th in the USA Today Coaches Poll.

In 2009, Riley and his staff had a difficult job of replacing nearly every starter on defense and a total of seven NFL draftees. Not only did the Beavers qualify for a bowl game, but for the second straight year played the season finale with an opportunity to reach the Rose Bowl. A league-high seven Beavers earned first team All-Pac-10 honors.

The 2010 team posted a 5-7 record, but finished the year with a pair of wins over top-25 teams. OSU defensive tackle Stephen Paea (DT) earned the Morris Trophy for the second time, awarded to the conference's top defensive lineman. Jacquizz Rodgers earned first-team Pac-10 honors for the third consecutive season to become just the third Pac-10 running back to earn first-team all-league honors three times.

After a 3-9 season in 2011, Riley's 2012 team was picked to finish last in the Pac-12 North, yet went 6-3 in league and 9-4 overall. The team was ranked in the Associated Press Poll a school-record 12 consecutive weeks, including as high as No. 7. The Beavers opened the year with victories over No. 13 Wisconsin and No. 19 UCLA, and posted the third-best conference record behind a pair of BCS bowl teams.



In 2013 the Beavers won six straight games and defeated Boise State in the Sheraton Hawai'i Bowl to conclude the season with a 7-6 mark. Wide Receiver Brandin Cooks became the second Beaver to win the coveted Biletnikoff Award as the nation's most outstanding receiver. Cooks broke the Pac-12 record for single season receptions (128) and yards (1,760). The season also featured record-breaking quarterback Sean Mannion set the league record for passing yards (4,662).

In Riley's final season at Oregon State, the Beavers posted a 5-7 mark. The highlight of the season was a victory over then-No. 7 Arizona State in Corvallis in mid-November. That victory continued Riley's trend of wins over highly ranked opponents, as his OSU teams defeated 13 top-25 teams, including three wins over teams ranked No. 3 or higher.

Riley has a commitment to the total development of student-athletes. His teams have had outstanding success in the classroom. In the last six years Beavers have been honored by the league for academic achievements 70 times.

Riley's pro style approach to how he manages the program has paid dividends to players who have gone on to professional careers. Nineteen former Beavers who were coached by Riley were in the NFL for the start of the 2014 season, including quarterbacks Matt Moore (Miami) and Derek Anderson (Carolina), running backs Steven Jackson (Atlanta) and Jacquizz Rodgers (Atlanta) and defensive back Brandon Browner (Seattle). Anderson, Jackson and Browner have each earned Pro Bowl honors.

Riley left his first stint at Oregon State following the 1998 season an opportunity to become the head coach of the National Football League's San Diego Chargers. He spent four years in the NFL, three seasons as the Chargers' head coach and the 2002 campaign as the Assistant Head Coach of the New Orleans Saints.

Riley also had previous professional coaching experience in both the Canadian Football League and World Football League. In 1987, Riley was named the youngest head coach in CFL history, taking over the Winnipeg Blue Bombers at the age of 33. He posted a 40-32 record with the organization and won Grey Cup titles in 1988 and 1990. He was the CFL's Coach of the Year both of those seasons and was inducted into Winnipeg's Hall of Fame in 2007.

In 1991 Riley took over the San Antonio Riders of the World Football League, spending two seasons with the team before the league suspended its North American operations.

He returned to the college ranks in 1993 when then-USC head coach John Robinson offered him the position of offensive coordinator and quarterbacks coach. Riley later became assistant head coach. The Mesa (Ariz.) Tribune named him the league's top assistant coach in 1993 after leading the Trojans' offense to record setting numbers. USC quarterback Rob Johnson earned numerous Pac-10 and NCAA records, and would later become a first-round NFL draft pick.

Riley remained at USC through the 1996 season, helping the Trojans to victories in the Rose, Cotton and Freedom Bowls. USC won one outright league title, shared another and finished second one time.

Riley had a long history in Corvallis, Ore. He was born in Wallace, Idaho, but Riley grew up with Beaver football, as his father Bud was an assistant coach for the program from 1965 to 1972 and again in 1979. Mike was a standout quarterback at Corvallis High School, leading the Spartans to the 1970 state title.

Riley went on to a successful college career at the University of Alabama, playing for legendary coach Paul "Bear" Bryant. He played cornerback from 1971 to 1974, helping the Tide to four Southeastern Conference titles and the 1973 national championship.

Riley immediately moved into coaching following his graduation from Alabama. His first stop was as a defensive graduate assistant coach for Mike White at the University of California in 1975. He helped the Bears to an 8-3 record and a share of the Pacific-8 Conference title.

Riley continued his education and his coaching career in 1976 at Whitworth College in Spokane, Wash. He finished his master's degree in physical education in 1977 while working for popular Pacific Northwest coach and future Canadian Football League legend Hugh Campbell.

Riley's first full-time appointment came at NAIA powerhouse Linfield College in McMinnville, Ore. From 1977 to 1982 he served as the program's defensive coordinator and secondary coach, as well as assistant athletic director. Riley assisted head coach Ad Rutschman's Wildcats to a six-year record of 52-7-1, which included five conference titles and the 1982 undefeated NAIA title team.

An opportunity to coach in the pro ranks presented itself in 1983, and Riley was on his way to the CFL's Winnipeg Blue Bombers as the secondary coach. During his three-years as an assistant, Winnipeg produced a 32-15-1 mark and won the 1984 Grey Cup title.

Riley returned to the college level in 1986 as an assistant coach at the University of Northern Colorado, before returning to the Blue Bombers.

Riley's respect in the profession is evident in the fact he has been the head coach for three postseason all-star games – the Hula Bowl, East-West Shrine Game and Blue-Gray All-Star Classic.

Mike and his wife Dee are the parents of one son, Matthew, and one daughter, Kate. They also have a grandson, Elijah Jo. Matthew is an OSU graduate and is currently an employee at the University of Texas. Kate is a 2011 OSU graduate.

Mike has two brothers, Edward Riley is a physician and associate professor at the Stanford University School of Medicine, and Pete Riley is a scientist for the Washington Department of Fish and Wildlife.

## RILEY PROFILE

**Date of Birth:** July 6, 1953

**Family:** Wife, Dee; Son, Matthew; Daughter, Kate; Grandchild, Elijah Jo

**Education:** Alabama, Bachelor's of Social Science, 1975;

Whitworth College, Master's of Physical Education, 1977

**Playing Experience:** 1971-74, Alabama, Cornerback

### Coaching Experience

**2015:** Nebraska, Head Coach

**2003-14:** Oregon State, Head Coach

**2002:** New Orleans Saints, Assistant Head Coach/Secondary

**1999-2001:** San Diego Chargers, Head Coach

**1997-98:** Oregon State, Head Coach

**1993-96:** USC, Assistant Head Coach/Offensive Coordinator/Quarterbacks

**1991-92:** San Antonio Riders (WIAF), Head Coach

**1987-90:** Winnipeg Blue Bombers (CFL), Head Coach

**1986:** Northern Colorado, Defensive Coordinator

**1983-85:** Winnipeg Blue Bombers (CFL), Secondary Coach

**1977-82:** Linfield College, Defensive Coordinator/Secondary

**1976:** Whitworth College, Graduate Assistant

**1975:** California, Graduate Assistant (Defense)

### Head Coaching Record

**Oregon State career record:** 93-80 (14 seasons)

**1997-98:** 8-14 (2 seasons)

**2003-14:** 85-66 (12 seasons); 8 bowl appearances (6-2)

### San Diego Chargers

**1999-2001:** 14-34 (3 seasons)

### San Antonio Riders

**1991-92:** 11-9 (2 seasons)

### Winnipeg Blue Bombers

**1987-90:** 40-32 (4 seasons); 2 Grey Cup Championships





## MARK BANKER

Defensive Coordinator | First Season  
Springfield College (1978)

Mark Banker will serve as Nebraska's defensive coordinator after working with Mike Riley at Oregon State for the past 12 years. Banker served as OSU's defense coordinator, with his defenses regularly ranking among the top units in the Pac-12 Conference during his tenure.

Banker brings 35 years of coaching experience to the Nebraska staff, including 18 total years working with Riley. Banker has spent 14 years on Riley's Oregon State staff, along with three years with the San Diego Chargers and one year as assistants on the USC coaching staff.

Banker had worked strictly as the defensive coordinator since 2012, but also spent time coaching linebackers and safeties during his time in Corvallis. The 2012 Beaver defense ranked in the top three in the Pac-12 in total defense and scoring defense, while finishing sixth nationally in third-down conversion defense.

The 2008 OSU defense played a key role in the Beavers' run to a 9-4 record and a Sun Bowl victory. Banker's defense ranked second in the Pac-10 in total defense, and closed the year with a shutout win over Pittsburgh in the Sun Bowl. Eight defenders were recognized with All-Pac 10 honors.

Banker's 2007 Beaver defense was among his best statistical units. The Beavers led the nation in rushing defense, while ranking eighth in total defense, fourth in quarterback sacks and sixth in tackles for loss. The Beavers finished 10-4 in 2006, largely due to finishing third in the nation in quarterback sacks and leading the nation in tackles for loss yardage.

Banker first joined Riley's staff at Oregon State in 1997 and 1998. Overall, more than 70 of Banker's defenders have earned all-conference honors during his tenure in Corvallis.

Banker had three years of NFL experience on Riley's staff with the San Diego Chargers from 1999 to 2001. As the defensive coordinator in 2001, his Charger defense ranked 11th in the league in total defense and first in rushing defense.

In addition to his time at Oregon State, Banker has collegiate assistant coaching stops at Stanford, USC, Hawaii and Cal State Northridge. He began his career at his alma mater, Springfield College.

### Banker Profile

#### Coaching Experience

**2015:** Nebraska, Assistant Coach (Defensive Coordinator)

**2003-14:** Oregon State, Assistant Coach (Defensive Coordinator/Safeties and Linebackers)

**2002:** Stanford, Assistant Coach

**1999-2001:** San Diego Chargers, Assistant Coach (Defensive Coordinator/Cornerbacks)

**1997-98:** Oregon State, Assistant Coach (Secondary)

**1996:** USC, Assistant Coach

**1995:** Hawaii, Assistant Coach (Outside Linebackers/Special Teams)

**1981-94:** Cal State Northridge, Assistant Coach (Defensive Coordinator)

**1979-80:** Springfield College, Graduate Assistant (Offensive Line/Running Backs)

#### Playing Experience

Springfield College (Running Back)

#### Personal

**Education:** Bachelor's in Physical Education, Springfield College, 1978

**Family:** Wife, Debbie; Children, Chris, Jayme, Kelsey

#### Banker Career Highlights

- » Helped lead Beavers to eight bowl appearances, compiling a 6-2 postseason record
- » 70 OSU defensive players earned all-conference honors under Banker's direction
- » Second in Pac-12 in scoring defense and third in total defense in 2012
- » Second in Pac-12 in total defense in 2008, with eight players earning all-conference
- » Five defensive players selected in the 2009 NFL Draft
- » Ranked first nationally in rush defense, fourth in sacks and eighth in total defense in 2007
- » Nine Beaver defenders earned Pac-10 all-conference honors in 2007
- » Ranked third in the nation and first in Pac-12 in sacks in 2006
- » Led Pac-12 in rushing defense in 2005
- » Ranked in the top three in Pac-10 in seven defensive categories in 2004, including second in total defense
- » Led the Pac-10 and ranked seventh nationally in total defense in 2003
- » Also ranked in top 10 in nation in interceptions and rushing defense in 2003
- » Led San Diego Charger defense to No. 11 total defense ranking as defensive coordinator in 2001



## DANNY LANGSDORF

Offensive Coordinator/Quarterbacks | First Season  
Linfield College (1995)

Danny Langsdorf will serve as Nebraska's offensive coordinator and quarterbacks coach. Langsdorf has extensive experience working with Mike Riley, having served two stints on the Oregon State coaching staff.

In 2014, Langsdorf served as the quarterbacks coach with the New York Giants. Langsdorf worked directly with two-time Super Bowl winning quarterback Eli Manning.

Under Langsdorf's tutelage, Manning completed a career-best 63.1 percent of his passes, and his 4,410 passing yards were the second-most in his 11-year NFL career. Manning also threw for 30 touchdowns, an increase of 12 from 2013, while throwing 13 fewer interceptions than the previous year. Manning's passer rating of 92.1 was the third-best of his career.

Langsdorf spent the previous nine years as Riley's offensive coordinator and quarterbacks coach. The OSU offenses were regularly among the most productive in the Pac-12, with nine of OSU's top 13 single-season yardage outputs under Langsdorf's coaching. The play of the offense helped OSU to six bowl appearances in years from 2006 to 2013, including four bowl wins.

The 2013 Oregon State offense set a school record with 6,071 yards. The Beavers led the conference with 376.2 passing yards per game and were third with 467.0 total yards per game. Langsdorf spent three seasons coaching quarterback Sean Mannion, who completed his career in 2014 with a Pac-12 career-record 13,600 passing yards.

Langsdorf also coordinated offenses that featured the top three receivers in school history and two of the top three career rushers. Wide receiver Markus Wheaton completed his career with 227 career receptions, including a record 91 catches in 2012. Brandin Cooks set school and Pac-12 records with 128 catches for 1,730 yards in 2013 and finished second in career receiving, while James Rodgers caught 222 passes for 2,578 yards from 2007 to 2011.

Running backs Yvenson Bernard and Jacquizz Rodgers each posted three consecutive 1,000-yard rushing seasons from 2005 to 2010. Rodgers ranks second in OSU history with 3,877 rushing yards, just ahead of Bernard's 3,862 yards. Rodgers was a three-time first-team All-Pac 10 selection, including conference offensive MVP honors as a freshman in 2008.

From 2002-04, Langsdorf was on the New Orleans Saints' coaching staff. He was an offensive assistant/quality control coach in his first season before being promoted to assistant wide receivers/special teams coach for two years. Before New Orleans, he spent three seasons in the Canadian Football League with the Edmonton Eskimos.

Langsdorf first worked at Oregon State in 1997 and 1998, when he coached the tight ends. His college coaching career started in 1996 at California Lutheran University in Thousand Oaks.

### Langsdorf Profile

#### Coaching Experience

**2015:** Nebraska, Assistant Coach (Offensive Coordinator)

**2014:** New York Giants, Assistant Coach (Quarterbacks)

**2005-13:** Oregon State, Assistant Coach (Offensive Coordinator/Quarterbacks)

**2002-04:** New Orleans Saints, Assistant Coach (Offensive Quality Control/  
Assistant Wide Receivers/Special Teams)

**1999-2001:** Edmonton Eskimos, Assistant Coach (Offensive Coordinator/QB WR)

**1997-98:** Oregon State, Graduate Assistant (Tight Ends)

**1996:** California Lutheran, Assistant Coach

#### Playing Experience

**1991-93:** Boise State

**1994-95:** Linfield (Ore.) College (Quarterback)

**1996:** Deggendorf Blackhawks, Germany (Player/Coach)

#### Personal

**Education:** Bachelor's in Exercise Science, Linfield College, 1995

**Family:** Wife, Michele; Children, Dawson and Carter

#### Langsdorf Career Highlights

- » Helped Giants quarterback Eli Manning post one of best statistical seasons of his career in 2014
- » Oregon State offense set a school record for total offensive yards in 2013, while leading the Pac-12 in passing offense and ranking third in total offense
- » Langsdorf coached the top passer in Oregon State and Pac-12 history in Sean Mannion who completed his career with 13,600 passing yards
- » Coached quarterbacks Sean Canfield and Matt Moore who rank fifth and sixth in OSU history in passing yards
- » Langsdorf offenses also featured two of the top three rushers in school history and the top three receivers
- » 2013 Oregon State offense set a school record for total offensive yards
- » 2009 Beaver offense led the Pac-10 in passing offense, passing efficiency and first downs, and ranked in the top three in scoring and total offense
- » Oregon State ranked second in the Pac-10 in passing offense in 2008, while finishing third in total offense



## BRUCE READ

**Special Teams Coordinator | First Season  
Portland State (1986)**

Bruce Read joined the Nebraska staff with 29 years of expertise in coaching special teams and will serve as the Huskers' special teams coordinator.

Read has spent 14 seasons on Mike Riley coaching staffs, both at Oregon State and with the San Diego Chargers.

Read spent the last six seasons from 2009 to 2014 with Riley at Oregon State, Read's third stint in Corvallis. He also coached the Beaver special teams in 1997 and 1998 and from 2004 to 2006. OSU special teams players achieved numerous school records and all-conference accolades under Read's direction.

Most recently in 2014, Beaver kickers connected on 19-of-22 field goals and were perfect on PAT attempts. In 2012, Jordan Jenkins earned first-team All-Pac-12 honors as a coverage specialist and OSU led the conference in field goal percentage. Place-kicker Trevor Romaine was one of the nation's most accurate place-kickers that season, connecting on 89 percent of his field goals.

In 2011, return specialist James Rodgers becoming the school's career all-purpose yardage leader with 6,377 yards, partially fueled by 2,385 career return yards. In the 2011 season, OSU ranked seventh in the NCAA in punt returns, just a year after ranking fourth nationally with a school-record 26.4-yard kickoff return average and sixth nationally in punt return average.

In 2006, punt returner Sammie Stroughter was a third-team All-America selection, while kicker Alexis Serna earned Pac-10 all-conference honors. Under Read's direction in 2005, Serna earned the Lou Groza Award, given to the nation's top kicker.

Read was also on Riley's San Diego Chargers staff, helping San Diego rank among the best in the league in special teams. The Chargers led the NFL in kickoff return average in 1999 and ranked in the top six in composite special teams rankings twice in three years.

Read also worked as an NFL assistant with the New York Giants (2002-03) and Dallas Cowboys (2007-08). Read began his coaching career at the University of Montana from 1985 to 1996, working for his father Don Read.

### Read Profile

#### Coaching Experience

- 2015:** Nebraska, Assistant Coach (Special Teams Coordinator)
- 2009-14:** Oregon State, Assistant Coach (Coordinator of Special Teams)
- 2007-08:** Dallas Cowboys, Assistant Coach (Special Teams)
- 2004-06:** Oregon State, Assistant Coach (Special Teams)
- 2002-03:** New York Giants, Assistant Coach (Special Teams)
- 1999-2001:** San Diego Chargers, Assistant Coach (Special Teams)
- 1997-98:** Oregon State, Assistant Coach (Special Teams)
- 1985-96:** Montana, Assistant Coach (Special Teams)

#### Personal

**Education:** Bachelor's in Social Science, Portland State, 1986

**Family:** Wife, Christina; Children, Justin, Joshua

#### Read Career Highlights

- » Helped Oregon State to five bowl appearances while on Riley's staff
- » Beaver kickers connected on 19-of-22 field goals in 2014
- » In 2012 Oregon State led the Pac-12 in field goal percentage
- » Return specialist/receiver James Rodgers set an Oregon State record for career all-purpose yardage, including more than 2,300 career return yards
- » OSU ranked in the top 10 nationally in punt return average in consecutive years in 2010 and 2011
- » Beavers ranked fourth nationally with a school-record 26.4 kickoff return average in 2010
- » Punt returner Sammie Stroughter was a third-team All-America selection in 2006
- » Place-kicker Alexis Serna won the Lou Groza Award in 2005 and was a three-time All-Pac-10 pick
- » San Diego Charger special teams ranked in the top six in National Football League twice in Read's three seasons



## TRENT BRAY

**Linebackers | First Season  
Oregon State (1986)**

One of the top defensive players for Coach Mike Riley at Oregon State, Trent Bray will serve as Nebraska's linebackers coach. Bray served in the same role on Riley's Oregon State staff from 2012 to 2014.

In his first season on the Beaver staff in 2012, Oregon State ranked second in the Pac-12 in scoring defense and third in total defense, rushing defense and pass defense. The play of the defense helped OSU make the largest turnaround in number of victories in the FBS ranks on its way to a berth in the Alamo Bowl.

Bray also coached linebackers at Arizona State from 2009 to 2011, including two seasons as a full-time coach and one year as a graduate assistant. Bray coached Pac-10 all-conference selections Vontaze Burfict and Colin Parker during his time in Tempe.

Bray was a standout linebacker for the Beavers from 2002 to 2005. In his career he totaled 337 tackles to rank among the top 10 tacklers in Oregon State history. He earned Pac-10 all-conference honors as both a junior and senior, and was the Insight Bowl Defensive MVP in 2004, leading the Beavers to a win over Notre Dame.

Following his college career, Bray signed free-agent contracts with the Miami Dolphins and Houston Texans. He later played in NFL Europe in 2007, before beginning his coaching career with the California Redwoods of the United Football League in 2009.

### Bray Profile

#### Coaching Experience

- 2015:** Nebraska, Assistant Coach (Linebackers)
- 2012-14:** Oregon State, Assistant Coach (Linebackers)
- 2010-11:** Arizona State, Assistant Coach (Linebackers)
- 2009:** Arizona State, Graduate Assistant (Linebackers)
- 2009:** California Redwoods (United Football League), Assistant Coach

#### Playing Experience

- 2002-05:** Oregon State, Linebacker
- 2007:** Hamburg (NFL Europe), Linebacker

#### Personal

**Education:** Bachelor's in Sociology, Oregon State (2007)

#### Read Career Highlights

- » Helped lead Beavers to bowl appearances in 2012 and 2013
- » Helped 2012 OSU defense rank second in the Pac-12 in scoring defense
- » Beaver defense ranked third in Pac-12 in 2012 in total defense, rush defense and pass defense
- » Coached two Arizona State linebackers to all-conference accolades
- » First-Team All-Pac 10 linebacker in 2005
- » Ranks among the top 10 tackles in Oregon State history with 337 career tackles
- » 2004 Insight Bowl Defensive MVP



## MIKE CAVANAUGH

**Offensive Line | First Season**  
**Southern Connecticut State (1986)**

Mike Cavanaugh joined the Nebraska program as the offensive line coach, after spending the past 10 seasons on Mike Riley's staff coaching the Beaver offensive line.

Cavanaugh also spent time in the National Football League with the San Diego Chargers and has 27 overall years of coaching experience.

The play of Cavanaugh's offensive lines helped the Beavers to record-setting offensive numbers and to bowl appearances in six of his 10 seasons in Corvallis. Behind the play of Cavanaugh's offensive line quarterback Sean Mannion set single-season and career Pac-12 records for passing yards, completing his career in 2014.

The Beavers' offensive line also paved the way for several all-conference runners. Beaver running backs Yvenson Bernard and Jacquizz Rodgers each produced three 1,000-yard rushing seasons behind Cavanaugh-coached lines. Cavanaugh's offensive lines were also regularly among the league's best at protecting the passer.

Cavanaugh's players at Oregon State were regularly honored for their efforts. Andy Levitre, Jeremy Perry and Isaac Seumalo each garnered All-America honors under Cavanaugh, while 23 of his players earned all-conference honors in the past decade.

The offensive line play for Oregon State allowed the Beavers to have success both running and passing the football. In 2013, Oregon State ranked third nationally in passing offense by averaging nearly 375 yards per game. On the ground, Oregon State featured a 1,000-yard rusher in each of Cavanaugh's first six seasons in Corvallis.

Cavanaugh was also a key part in directing some of the nation's top offenses at Hawaii, while tutoring the offensive line from 1999 to 2004. In each of his final four seasons with the Warriors, Hawaii ranked in the top 20 nationally in total offense, including second in 2002. Hawaii featured a potent passing attack, largely due to Cavanaugh's lines allowing just one sack on every 26 attempts.

Cavanaugh served on the San Diego Chargers staff in 1997 and 1998 as an assistant offensive line coach. He also had college assistant stops at Ferris State, Sacred Heart, Murray State, Alma College, Wesleyan (Conn.) and Albany.

### Cavanaugh Profile

#### Coaching Experience

**2015:** Nebraska, Assistant Coach (Offensive Line)  
**2005-14:** Oregon State, Assistant Coach (Offensive Line)  
**1999-2004:** Hawaii, Assistant Coach (Offensive Line)  
**1997-98:** San Diego (NFL), Assistant Coach (Assistant Offensive Line & Quality Control)  
**1995-96:** Ferris State, Assistant Coach (Offensive Line)  
**1993-94:** Sacred Heart, Assistant Coach (Offensive Coordinator/Offensive Line)  
**1992:** Murray State, Assistant Coach (Offensive Line)  
**1988-91:** Alma (Mich.) College, Assistant Coach  
(Offensive Coordinator/Offensive Line; Defensive Coordinator/Linebackers)  
**1987:** Wesleyan (Conn.), Assistant Coach (Offensive Line)  
**1986:** Albany (N.Y.), Graduate Assistant Coach

#### Playing Experience

**1981-82:** New Haven

#### Personal

**Education:** Bachelor's in Physical Education, Southern Connecticut State, 1986

**Family:** Wife, Laurie; Children, Shane, Blair

#### Cavanaugh Career Highlights

- » Helped lead Beavers to six bowl appearances in 10 seasons at Oregon State
- » 23 all-conference players at Oregon State
- » Three Beaver offensive linemen drafted by the National Football League
- » Offensive line helped quarterback Sean Mannion become the Pac-12's all-time leading passer
- » 2013 Beaver offense ranked third nationally in passing offense
- » Had a first- or second-team all-conference offensive lineman for five straight seasons from 2006 to 2010
- » Helped Hawaii rank in the top 10 nationally in total offense three times in six seasons
- » Spent two seasons working with the offensive line with the San Diego Chargers



## REGGIE DAVIS

**Running Backs | First Season**  
**Washington (1988)**

Reggie Davis will serve as running backs coach on the Nebraska staff after spending the previous four seasons on the San Francisco 49ers coaching staff. Davis also has experience working with Coach Mike Riley, serving as the Oregon State running backs coach from 2008 to 2010.

Davis spent his first three seasons on Jim Harbaugh's San Francisco staff as the tight ends coach, before tutoring the 49er offensive line in 2014. In Davis' time in San Francisco, the 49ers reached the NFC Championship Game three consecutive seasons from 2011 to 2013, including an appearance in Super Bowl XLVII following the 2012 season.

During his time as tight ends coach, Davis coached 49ers tight end Vernon Davis to a Pro Bowl appearance and All-Pro honors in 2013, when Vernon Davis had a career-high 13 touchdown receptions. Davis was also the first tight end in NFL history to have two seasons with 12 or more touchdown receptions.

While on Riley's staff at Oregon State, Reggie Davis helped the Beaver running backs to great success. Davis coaches OSU standout Jacquizz Rodgers who set numerous OSU rushing records in his time in Corvallis on his way to the National Football League. Rodgers became the first freshman in the history to the Pac-10 Conference to earn its Offensive MVP award in 2008, after rushing for 1,253 yards.

Before working at Oregon State, Davis served as the running backs coach at UNLV from 2005 to 2007. Davis began his college coaching career in 2004 on Harbaugh's University of San Diego coaching staff working with the tight ends and special teams.

Davis played in 26 games with three starts at tight end with the San Diego Chargers in 1999 and 2000. During his time on the San Diego roster, Riley served as the Chargers' head coach.

Davis was a standout tight end at Washington, finishing his career with the Huskies in 1998. Davis had 21 receptions for 243 yards and two touchdowns in his senior season.

### Davis Profile

#### Coaching Experience

**2015:** Nebraska, Assistant Coach (Running Backs)  
**2014:** San Francisco 49ers, Assistant Coach (Offensive Line)  
**2011-13:** San Francisco 49ers, Assistant Coach (Tight Ends)  
**2008-10:** Oregon State, Assistant Coach (Running Backs)  
**2005-07:** UNLV, Assistant Coach (Running Backs)  
**2004:** University of San Diego, Assistant Coach (Tight Ends/Special Teams)  
**2001-04:** Play Fast Athletics (San Diego, Strength and Speed Coach)

#### Playing Experience

**1995-98:** University of Washington (Linebacker/Tight End)  
**1999-2000:** San Diego Chargers (Tight End)

#### Personal

**Education:** Bachelor's in Sociology, Washington, 1998

**Family:** Wife, Jennifer; Children, Kayla, DeSean, Jalen, Jordan, Tyson

#### Davis Career Highlights

- » Part of three San Francisco 49er teams that appeared in NFC Championship Games, including Super Bowl XLVII following the 2012 season
- » Coached San Francisco All-Pro tight end Vernon Davis from 2011 to 2013
- » Helped Davis become first tight end in NFL history with two seasons with 12 or more touchdown receptions
- » Coached three-time first-team All-Pac 10 selection Jacquizz Rodgers who had three consecutive 1,000-yard rushing seasons from 2008 to 2010
- » Helped 2009 Oregon State offense rank in the top three in the Pac-10 in scoring, passing and total offense
- » In 2008 Davis helped Rodgers become the first freshman in Pac-10 history to win the conference's Offensive MVP honor
- » Guided UNLV running back Frank Summers to 928 rushing yards in 2007
- » Began coaching career under Jim Harbaugh at University of San Diego in 2004
- » Played tight end for two seasons for San Diego Chargers and Coach Mike Riley



## HANK HUGHES

Defensive Line | First Season  
Springfield College (1979)

Hank Hughes will serve as the Huskers' defensive line coach. Hughes is a 36-year veteran of college coaching, including 27 seasons as a defensive line coach.

Hughes came to Nebraska after serving as the co-defensive coordinator and linebackers coach for Tommy Tuberville at Cincinnati in 2014. The Bearcats' defense made steady improvement in 2014, holding five opponents to 17 or fewer points during a seven-game win streak to end the regular season. The late-season surge helped the Bearcats earn a share of the American Athletic Conference title.

Hughes spent the previous 13 years as an assistant at Connecticut, coaching the defensive line for the Huskies throughout his tenure. Hughes was the defensive coordinator for four of his seasons at UConn and was assistant head coach for eight seasons from 2005 to 2012.

During Hughes' time at Connecticut, the Huskies appeared in five bowl games and won a share of two Big East Championships. The 2010 team earned a spot in a BCS game, taking on Oklahoma in the Tostitos Fiesta Bowl. The Husky defenses regularly ranked among the nation's top rush defenses, in large part due to the play of Hughes' defensive line, and UConn ranked in the top 10 nationally in total defense in 2006, 2008 and 2012.

Hughes' 2012 defense is regarded as one of the finest in school history with the unit ranking seventh in the country in rush defense, ninth in total defense and 19th in scoring defense. The run defense was also stout in 2011, ranking first in the Big East and fourth nationally.

The Huskies' 2008 defense ranked among the nation's best finishing sixth in the country and first in the Big East in total defense at 278.0 yards per game. UConn also ranked in the top 25 nationally and top three in the Big East in pass efficiency defense, rushing defense and scoring defense.

Hughes' defense helped UConn make a successful transition to the Big East, leading the conference in total defense in each of its first two years in the league in 2006 and 2007. In the Huskies' first season in FBS in 2002, Hughes' defense ranked fifth in the nation in pass defense and the top 20 in total defense and pass efficiency defense.

Hughes also served as the defensive line coach at Memphis from 1998 to 2000, helping the Tigers lead the nation in rush defense in 2000. Hughes' previous college coaching experience includes stints at Harvard, Cincinnati and James Madison among others, and he also spent two seasons in the professional ranks with the Montreal Machine of the World League of American Football. Hughes played linebacker at Springfield College.

### Hughes Profile

#### Coaching Experience

**2015:** Nebraska, Assistant Coach (Defensive Line)  
**2014:** Cincinnati, Assistant Coach (Co-Defensive Coordinator/Defensive Line)  
**2001-13:** Connecticut, Assistant Coach (Asst. Head Coach/Def. Coord./DL)  
**1998-2000:** Memphis, Assistant Coach (Defensive Line)  
**1994-97:** Harvard, Assistant Coach (Assistant Head Coach/Defensive Line/Special Teams)  
**1993:** Cincinnati, Assistant Coach (Defensive Line)  
**1991-92:** Montreal Machine, WLAFL, Assistant Coach (Defensive Coordinator/Linebackers)  
**1985-90:** James Madison, Assistant Coach (Linebackers/Recruiting Coordinator)  
**1982-84:** Lafayette, Assistant Coach (Defensive Line)  
**1981:** Northeastern, Assistant Coach (Defensive Line)  
**1980:** Springfield College, Assistant Coach (Defensive Line)  
**1979:** Albany, Assistant Coach (Defensive Line)

#### Playing Experience

**1975-78:** Springfield College (Linebacker)

#### Personal

**Education:** Bachelor's in Physical Education, Springfield College, 1979

**Family:** Wife, Jackie; Children, Raquel Marie, Henry, Jack, Charles

#### Hughes Career Highlights

- » Helped Cincinnati to a co-championship in the American Athletic Conference in 2014
- » Was part of five UConn bowl teams including the 2010 Tostitos Fiesta Bowl squad
- » Helped the Huskies to a share of two Big East Conference championships (2007 and 2010)
- » Connecticut ranked in the top 20 nationally in rushing, total and scoring defense in 2012
- » Named Assistant Coach of the Year by the Gridiron Club of Greater Boston in 2009
- » 2008 UConn defense ranked sixth in the country in total defense and in the top 25 in pass efficiency defense, rushing defense and scoring defense
- » Helped UConn lead the Big East in total defense in each of first two seasons in conference
- » 2004 Husky defense led the Big East in total defense and passing defense, helping the school to its first ever bowl game
- » Memphis defense in 2000 led the nation in rushing defense and was in the top 15 in total defense and scoring defense



## BRIAN STEWART

Defensive Backs | First Season  
Northern Arizona (1995)

Brian Stewart is the Huskers' defensive backs coach and brings an extensive background as a secondary coach and he has defensive coordinator experience at both the college and professional levels.

Stewart joined the Nebraska staff after three seasons as the defensive coordinator and secondary coach at Maryland. His stop at Maryland continued an impressive coaching resume that includes seven years as a defensive coordinator—five years in college football and two in the National Football League. Stewart also has 15 years of tutoring defensive backs on his coaching resume.

In his three seasons at Maryland, Stewart helped the Terrapins to a pair of bowl appearances. The attacking Terrapin defense tallied more than 30 sacks each of the past two seasons.

Defensive back Will Likely was a standout under Stewart's guidance, leading the Big Ten in interceptions in 2014 en route to first-team all-conference honors. In Stewart's first year at Maryland in 2012, his defense finished in the top three in the ACC in total defense, rushing defense and pass defense and was 21st nationally in total defense.

Stewart re-joined the college ranks as the defensive coordinator at the University of Houston in 2010 and 2011. Stewart's stingy defense played a key role in the Cougars' 13-1 record and No. 14 final national ranking in 2011.

He spent the previous eight years in the NFL, including a two-year stint as the Dallas Cowboys defensive coordinator in 2007 and 2008. As the Cowboys' defensive coordinator, Stewart guided Dallas to two top-10 rankings for fewest yards allowed. He helped the Cowboys to a 13-3 record and NFC East divisional title in 2007.

Stewart also served as an assistant coach with the Philadelphia Eagles, San Diego Chargers and the Houston Texans. Each of the teams Stewart coached in his final six NFL seasons won at least nine games, including three division champions and four playoff teams. During his time in the NFL, Stewart helped 14 players make Pro Bowl appearances.

Before his stint in the National Football League, Stewart had college assistant coaching stops at Syracuse, Missouri, San Jose State, Northern Arizona and Cal Poly. A California native, Stewart played defensive back at Santa Monica City College and Northern Arizona.

### Stewart Profile

#### Coaching Experience

**2015:** Nebraska, Assistant Coach (Defensive Backs)  
**2012-14:** Maryland, Assistant Coach (Defensive Coordinator/Defensive Backs)  
**2010-11:** Houston, Assistant Coach (Defensive Coordinator/Defensive Backs)  
**2009:** Philadelphia Eagles, Assistant Coach (Defensive Special Assistant)  
**2007-08:** Dallas Cowboys, Assistant Coach (Defensive Coordinator)  
**2004-06:** San Diego Chargers, Assistant Coach (Defensive Backs)  
**2002-03:** Houston Texans, Assistant Coach (Defensive Backs Assistant)  
**2001:** Syracuse, Assistant Coach (Defensive Backs)  
**1999-2000:** Missouri, Assistant Coach (Defensive Backs)  
**1997-98:** San Jose State, Assistant Coach (Defensive Backs)  
**1996:** Missouri, Graduate Assistant Coach  
**1994-95:** Northern Arizona, Assistant Coach (Tight Ends/Special Teams)  
**1992-93:** Cal Poly, Assistant Coach (Wide Receivers/Running Backs)

#### Playing Experience

**1983:** Northern Arizona (Defensive Back)  
**1984-85:** Santa Monica City College (Defensive Back)  
**1986-87:** Northern Arizona (Defensive Back)

#### Personal

**Education:** Northern Arizona, 1995, Bachelor's in Criminal Justice

**Family:** Wife, Kimberly; Daughters, Leila, Mya and Zara

#### Stewart Career Highlights

- » Helped Maryland rank among conference leaders in sacks in both 2013 and 2014 with 37 and 32 sacks, respectively
- » Guided a 2012 Maryland defense that was in the top three in the ACC and top 35 nationally in total defense, rushing defense and passing defense
- » Coordinated 2011 Houston defense that ranked in the top 15 nationally in red zone scoring, interceptions, TFL, takeaways and opponent completion percentage
- » Eight seasons of experience as an assistant in the NFL, coaching 14 Pro Bowl players
- » Coordinated the Dallas Cowboys defense in 2007 and 2008, helping the Cowboys to a 13-3 record and NFC East Division crown in 2007
- » Served as Chargers' secondary coach for three seasons, helping San Diego to two playoff appearances, including a 14-2 record in 2006
- » Helped the 2001 Syracuse Orange to a 10-3 record and No. 14 final ranking as defensive backs coach



# KEITH WILLIAMS

Wide Receivers | First Season  
San Diego State (1996)

Keith Williams joins Coach Mike Riley's Nebraska staff as receivers coach. Williams has extensive collegiate experience working with wideouts, most recently spending the past three seasons at Tulane University.

In addition to his role as the Green Wave's receivers coach, Williams was also the program's out-of-state recruiting coordinator in 2014. Williams' receivers have a strong record of success, with eight of his products playing in the National Football League this past season.

In 2014, Williams quickly developed true freshman Teddy Veal, who led the Green Wave with 40 receptions in his first year of college football. Veal's development was the latest success for Williams during his college coaching career.

In 2013, Tulane earned a spot in the New Orleans Bowl and posted a 7-6 record. A big part of the team success was the play of Williams' receivers. Senior Ryan Grant completed an outstanding Tulane career in 2013, finishing his career with 196 catches for 2,769 yards. Grant topped 75 receptions in each of his final two seasons, and produced a pair of 1,000-yard receiving campaigns.

As a group, Williams' receivers combined for better than 150 receptions, nearly 1,900 yards and 18 touchdowns in 2013. In Williams' first year at Tulane in 2012, Grant was a first-team All-Conference USA selection when he compiled seven 100-yard games. Grant spent the 2014 season with the Washington Redskins.

Williams also served as Fresno State's receivers coach for three seasons from 2009 to 2011. He helped the Bulldogs to two bowl appearances while in Fresno, and Williams coached three All-Western Athletic Conference receivers, including first-team choice Jalen Saunders in 2011.

Williams also has NFL experience, spending the 2008 season with the San Diego Chargers in a minority internship coaching position. He was also an assistant coach at San Jose City College, San Jose State and Solano (Calif.) College. While with San Jose State, Williams coached four Spartans who ranked among SJSU's all-time leaders in receiving yardage.

He played collegiately at San Diego State, where he played on the Aztecs' 1991 Freedom Bowl team. Williams was also a member of the SDSU track and field team. He signed a free agent contract with the Washington Redskins following his college career and went on to play in both the Canadian Football League and the World League of American Football.

### Williams Profile

#### Coaching Experience

- 2015: Nebraska, Assistant Coach (Wide Receivers)
- 2012-14: Tulane, Assistant Coach (Wide Receivers)
- 2009-11: Fresno State, Assistant Coach (Wide Receivers)
- 2005-08: San Jose City College, Assistant Coach (Offensive Coordinator/Wide Receivers)
- 2001-04: San Jose State, Assistant Coach (Wide Receivers)
- 2000: Solano College, Assistant Coach (Wide Receivers)

#### Playing Experience

- 1991-93: San Diego State (Receiver)
- 1994: Washington Redskins (Free Agent Contract)
- 1995: Frankfurt Galaxy, WLAF
- 1995-96: Saskatchewan Rough Riders (CFL)

#### Personal

**Education:** Bachelor's in Public Administration, San Diego State, 1996  
**Family:** Wife, Ayana; Children, Keyan, Kaya

#### Williams Career Highlights

- » Helped Tulane wide receiver Ryan Grant earn All-Conference USA honors and finish in the top five in school history in receptions (196) and receiving yards (2,769 yards)
- » Coached three All-WAC selections at receiver at Fresno State, including first-team choice Jalen Saunders and second-teamers Jamel Hamler and Seyi Ajirrotuti
- » Served a minority internship with San Diego Chargers in 2008
- » Part of three bowl teams during career, including one at Tulane and two at Fresno State
- » Coached San Jose State standout Edell Shepherd, who set Spartan school records with 1,500 receiving yards and 14 touchdowns in 2001
- » Played receiver for three seasons at San Diego State and professionally with Washington Redskins and in CFL and WLAF

# NEBRASKA FOOTBALL STAFF

## FB OPERATIONS, RECRUITING AND OFFICE STAFF



### DAN VAN DE RIET

Associate Athletic Director for Football Operations



### HILARY O'BRYAN

Assistant Director of Football Operations



### RYAN GUNDERSON

Director of Player Personnel



### ANDY VAUGHN

Director of Football & Recruiting Operations



### CHRIS BRASFIELD

Director of High School Relations



### KENNY WILHITE

Associate Director of Player Personnel



### TODD MCSHANE

Assistant Director of Player Personnel



### JONI DUFF

Football Staff Secretary—Defense/Special Teams



### TERI RIGGINS

Football Staff Secretary—Offense



### BROOKS ARMSTRONG

Graduate Manager—Operations



# NEBRASKA FOOTBALL STAFF

## GRAD ASSISTANTS, GRAD MANAGERS



**JON  
CLARK**

Graduate Assistant Coach  
Defense




**MAX  
ONYEGBULE**

Graduate Assistant Coach  
Defensive Line



**TAVITA  
THOMPSON**

Graduate Assistant Coach  
Offense-Tight Ends



**HARDIE  
BUCK**

Graduate Manager  
Special Teams Quality Control



**NICK  
HALBERG**

Graduate Manager  
Offensive Quality Control



**KEATON  
KRISTICK**

Graduate Manager  
Defensive Quality Control



**BEAU  
WALKER**

Graduate Manager  
Offensive Assistant

## VIDEO



**GREG  
VAUGHN**

Director of Video



**TATE  
GUILLOTTE**

Assistant Director of Video

## STRENGTH & CONDITIONING STAFF



**MARK  
PHILIPP**

Head Football Strength Coach



**TIMOTHY  
RABAS**

Associate Football Strength Coach



**JAMIE  
BELT**

Assistant Football Strength Coach



**ANDREW  
ERVIN**

Assistant Football Strength Coach



**WILLIE  
JONES**

Assistant Football Strength Coach

## EQUIPMENT



**JAY  
TERRY**

Equipment Manager



**BRYAN  
HARROD**

Assistant Equipment Manager

## ATHLETIC MEDICINE



**DR. LONNIE  
ALBERS**

Associate Athletic Director for  
Athletic Medicine



**MARK  
MAYER**

Head Football Athletic Trainer



**BRANDON  
ARMSTRONG**

Assistant Athletic Trainer



**DREW  
HAMBLIN**

Assistant Athletic Trainer



**RYAN  
REIST**

Assistant Director of  
Sports Nutrition

## ADMINISTRATION



**SHAWN  
EICHORST**

Director of Athletics



**STEVE  
WATERFIELD**

Senior Associate Athletics Director/  
Performance and Strategic Research



**DENNIS  
LEBLANC**

Senior Associate Athletics Director  
for Academics



**KEITH  
ZIMMER**

Associate Athletics Director/  
Life Skills and N Club

# 2015 NEBRASKA SPRING FOOTBALL NOTEBOOK

## SPRING PRACTICE BEGINS PREPARATIONS FOR 2015 SEASON

Spring practice is the first step in preparations for the 2015 football season – Nebraska's first under Head Coach Mike Riley.

Nebraska's sights entering the season will be set on a Big Ten West Division title and a trip to Indianapolis for the Big Ten Championship Game on the first Saturday in December.

Riley and his first-year Nebraska staff will have 17 starters returning from the 2014 squad, including seven on offense, eight on defense and both starting kickers.

Quarterback Tommy Armstrong Jr. and a strong group of returning receivers headline the offensive returnees. On defense, three of four starters return to the front four, including All-Big Ten performer Maliek Collins at defensive tackle. Junior All-Big Ten safety Nate Gerry headlines a deep and veteran Husker secondary.

Nebraska concludes spring practice with the annual Red-White Spring Game on Saturday, April 11 at 1 p.m. at Memorial Stadium. The game will be televised live by BTN.



## UPCOMING DATES FOR NEBRASKA FOOTBALL

April 4	Nebraska Spring Coaches Clinic
April 11	Spring Game at Memorial Stadium, 1 p.m.
July 30-31	Big Ten Media Day and Kickoff Luncheon, Chicago
Aug. 6	First Day of Fall Practice (tentative)
TBA	Fan Day at Memorial Stadium
Sept. 5	Season Opener vs. BYU at Memorial Stadium

## BIG CROWD EXPECTED FOR SPRING GAME

In the last decade, Nebraska has developed a tradition of having one of the nation's largest spring game crowds. The turnout for the Red-White game in recent years is another example of the loyalty of the Husker fan base.

Nebraska has drawn at least 54,000 fans for the spring game each of the past 10 times it has been played, including a sellout crowd of 80,149 in 2008. Nebraska has drawn at least 60,000 fans each subsequent year, including 60,174 fans in 2013.

Overall, Nebraska has drawn 661,021 fans for its past 10 spring games at Memorial Stadium, an average of 66,102 fans per game. By comparison, only 23 schools nationally drew at least 66,000 fans per game during the 2014 regular season.

All tickets for the spring game are reserved and are \$10 each. As of March 17, more than 51,000 tickets had been sold for the contest.

## RED-WHITE GAME ATTENDANCE FIGURES

Year	Attendance
2004	61,417
2005	63,416
2006	57,415
2007	54,288
2008	80,149
2009	77,670
2010	77,936
2011	66,784
2012	game canceled
2013	60,174
2014	61,772

## HUSKERS SET FOR STRONG 2015 HOME SCHEDULE

Nebraska will open the 2015 season on Saturday, Sept. 5, with a home contest against BYU at Memorial Stadium. Nebraska will be looking to extend the nation's longest winning streak in season openers. The Huskers have won their past 29 season openers, dating back to a 1985 loss to Florida State. The streak is four better than Florida's 25 straight season-opening victories.

The matchup with the Cougars kicks off an outstanding home slate in Lincoln. BYU played in the Miami Beach Bowl and is one of five 2014 bowl teams that will come to Lincoln. South Alabama (Camelia Bowl) will play at Memorial Stadium on Sept. 12, with Southern Miss rounding out the home non-conference schedule.

The Big Ten home schedule begins with a visit from defending Big Ten West champion Wisconsin (Outback) on Oct. 10. Northwestern will come to Lincoln on Oct. 24, followed by Michigan State (Cotton) on Nov. 7 and the regular-season home finale with Iowa (Gator) on Nov. 27.

In addition to a strong home schedule, Nebraska will make a pair of road trips for the first time as a member of the Big Ten, and complete a home-and-home non-conference series with Miami. The road schedule begins with a trip to Sun Life Stadium on Sept. 19, to take on the Hurricanes, who played in the Independence Bowl last season.

The Big Ten road schedule begins on Oct. 3 at Illinois (Heart of Dallas Bowl), marking the third straight season the schools have opened Big Ten play against each other. It is also Nebraska's first trip to Champaign for a Big Ten matchup. NU plays at Minnesota (Citrus) on Oct. 17, travels to Purdue on Halloween and completes its road schedule on Nov. 14 at Rutgers (Quick Lane).

Overall, the Huskers face eight teams who participated in a bowl game in 2014. The Big Ten Championship Game is scheduled for Saturday, Dec. 5, in Indianapolis.

## VETERAN STAFF JOINS RILEY AT NEBRASKA

Head Coach Mike Riley is one of the nation's most respected and experienced head coaches. Riley has 23 overall years as a head coach under his belt, including 14 seasons on the collegiate level at Oregon State.

Riley not only brings experience to the Nebraska football program, but his staff also adds an impressive array of experience on the collegiate and professional levels. Riley's full-time coaching staff includes six coaches who worked for Riley previously at Oregon State. Four of those coaches were on Riley's 2014 Oregon State coaching staff, while offensive coordinator Danny Langsdorf and running backs coach Reggie Davis returned to Riley's staff after stints in the National Football League.

Here are a few key numbers on Riley and the Nebraska coaching staff.

### 3

Riley is one of only three FBS coaches with at least three seasons of NFL head coaching experience, joining UCLA's Jim Mora Jr. and Jim Harbaugh of Michigan. Overall, Riley has nine years of professional head coaching experience, including his time in the Canadian Football League and the World League of American Football.

### 6

Riley is one of only six coaches in NCAA history with a 75 percent or better winning percentage in bowl games. Riley was 6-2 in bowl games while at Oregon State. He is also one of just six coaches to win his first five career bowl games.

### 24

Riley's 24 years of head coaching experience at the collegiate or professional level is the sixth most among all FBS head coaches.

### 41

Riley's 41 years of overall coaching experience at the collegiate or professional level is the third most among FBS head coaches.

### 46

Number of years of professional coaching experience among the Nebraska coaching staff. Eight of the 10 coaches have spent times coaching in the professional ranks. The group has 30 years of coaching experience in the National Football League.

### 56

Nebraska's 10 full-time coaches have been a part of 56 bowl teams during their collegiate coaching careers.

### 244

The Husker coaching staff has a combined 244 years of coaching experience at the collegiate or professional level, led by Riley's 41 seasons of coaching experience.





Quarterback Tommy Armstrong Jr. has started 21 games the past two seasons, including all 13 games in 2014. Armstrong Jr. ranked second in the Big Ten in total offense last season.

**NEBRASKA INKS GEOGRAPHICALLY DIVERSE RECRUITING CLASS**

Mike Riley and his staff signed their first recruiting class on Feb. 4, with players coming from all parts of the country. The 20-player class represented 13 different states, with Nebraska signing two players from seven states, and single players from six other states.

▶ Four players joined the Huskers at semester and are participating in spring practice. All four players who graduated early to join the program are on the defensive side of the ball. Eric Lee Jr. and Avery Anderson are working at cornerback this spring after standout prep careers in Colorado. Safety Aaron Williams came to Lincoln from the Atlanta area, while linebacker Dedrick Young is a Peoria, Ariz., native.

▶ Nebraska had its first signee from the state of Oklahoma since the 2005 recruiting class in talented offensive lineman Jalin Barnett.

In addition to the class of scholarship signees, Nebraska added nine walk-on prospects to the program.

**RILEY OFFENSES HAVE HISTORY OF BALANCE, DIVERSITY**

One of the hallmarks of Riley’s offenses at Oregon State were their versatility and balance. Riley and his staff have shown the ability to regularly adapt to their personnel and produce top performers at all positions on offense.

The highlights of Riley’s offenses at Oregon State include...

▶ Oregon State quarterbacks under Riley compiled two of the top four single-season passing performances in Pac-12 history, including a conference record 4,662 passing yards by Sean Mannion in 2013.

▶ Beaver signal callers had seven 3,000-yard passing seasons in Riley’s second stint in Corvallis dating back to 2003

▶ OSU quarterbacks earned seven all-conference honors under the direction of Riley and his staff.

▶ Beaver running backs under Riley produced six of the top 10 single-season rushing totals in OSU history

▶ OSU running backs earned Pac-10/12 honors 11 times under Riley and his staff, including 2008 Pac-10 Offensive Player of the Year Jacquizz Rodgers

▶ Oregon State running backs produced nine 1,000-yard rushing seasons in 14 years with Riley as head coach

▶ Two of Riley’s receivers at Oregon State—Mike Hass in 2005 and Brandin Cooks in 2013—captured the Biletnikoff Award as the nation’s top receiver

▶ Brandin Cooks set Pac-12 records for most receptions and receiving yards in a season in 2013

▶ Oregon State receivers produced nine 1,000-yard receiving seasons under Riley and his staff

▶ Beaver receivers earned All-America honors six times under Riley and his staff and Pac-10/12 postseason honors seven times

**HUSKERS LOOK TO KEEP GROUND GAME CHURNING**

Riley and his offensive staff will inherit a Husker offense that has ranked among the nation’s most consistent rushing teams over the past several years.

▶ Nebraska has ranked in the top 20 nationally in rushing each of the past five seasons, while also averaging better than 200 yards per game on the ground each year in that stretch.

▶ In 2014, Nebraska averaged 240.2 rushing yards per game to rank 17th nationally and fourth in the Big Ten in that category.

▶ Nebraska led the Big Ten in rushing in 2012, while leading the Big 12 in rushing yards per game in 2010.

▶ With Ameer Abdullah posting 1,611 rushing yards in 2014, Nebraska has had a 1,000-yard rusher each of the past six seasons. That is the longest stretch for NU since the Huskers had at least one 1,000-yard rusher in a school-record seven straight seasons from 1979 to 1985.

**ARMSTRONG BOASTS STRONG TWO-YEAR TOTALS**

Junior quarterback Tommy Armstrong Jr. has guided the Nebraska offense for the majority of the past two seasons. The Cibolo, Texas, native has posted a 16-5 record as the Husker starter, including starting all 13 games during the 2014 season.

Armstrong produced a solid campaign in 2014, passing for 2,695 yards and 22 touchdowns, while rushing for 705 yards and six touchdowns. Armstrong accounted for 3,400 yards of total offense and his 261.5 yards of total offense per game ranked second in the Big Ten and 35th nationally. Armstrong also ranked eighth nationally by averaging 14.65 yards per completion.

Armstrong is hopeful of earning the starting job for a third straight season and building on a strong statistical start to his Nebraska career.

▶ Armstrong’s 2,695 passing yards were the fourth-most in a single season in Nebraska history and a record for an NU sophomore.

▶ His 3,400 yards of total offense were also a sophomore school record and the third-highest single-season total in school history.

▶ The 22 passing touchdowns in 2014 were the fourth-most in school history. Armstrong threw for seven touchdowns in the final two games of the 2014 season.

▶ Armstrong set Nebraska bowl records for attempts (51), completions (32), passing yards (381) and total offense yards (422) in the Holiday Bowl against USC.

▶ Armstrong has 3,661 career passing yards to rank sixth in school history. Entering 2015, he is in position to become just the fifth quarterback in school history with 5,000 passing yards.

▶ Armstrong has 4,568 career total offensive yards, putting him within 212 yards of the top 10 on the NU career chart.

▶ With 907 career rushing yards, Armstrong is 93 rushing yards from becoming the 10th quarterback in school history with 1,000 career rushing yards.

▶ Armstrong is one of only two quarterbacks in school history to start 20 games or more before the end of their sophomore season, joining Taylor Martinez.

**NU SEASON PASSING YARDS**

Rk.	Player, Year	Yards
1.	Joe Ganz, 2008	3,568
2.	Zac Taylor, 2006	3,197
3.	Taylor Martinez, 2012	2,871
4.	<b>TOMMY ARMSTRONG JR., 2014</b>	<b>2,695</b>

**NU SEASON TOTAL OFFENSE**

Rk.	Player, Year	Yards
1.	Taylor Martinez, 2012	3,890
2.	Joe Ganz, 2008	3,826
3.	<b>TOMMY ARMSTRONG JR., 2014</b>	<b>3,400</b>

**NU SEASON PASSING TOUCHDOWNS**

Rk.	Player, Year	TDs
1.	Zac Taylor, 2006	26
2.	Joe Ganz, 2008	25
3.	Taylor Martinez, 2012	23
4.	<b>TOMMY ARMSTRONG JR., 2014</b>	<b>22</b>

**NU CAREER PASSING YARDS**

Rk.	Player, Years	Yards
1.	Taylor Martinez, 2010-13	7,258
2.	Zac Taylor, 2005-06	5,850
3.	Joe Ganz, 2005-08	5,125
4.	Dave Humm, 1972-74	5,035
5.	Jerry Tagge, 1969-71	4,704
6.	Eric Crouch, 1998-2001	4,481
7.	<b>TOMMY ARMSTRONG JR., 2013-</b>	<b>3,661</b>



**PIERSON-EL ENJOYS RECORD-BREAKING FRESHMAN SEASON**

Sophomore De'Mornay Pierson-El produced one of the top special teams seasons in Nebraska history as a true freshman in 2014. The Maryland product returned a nation-leading three punts for touchdowns during the regular season, including returns of 86 and 80 yards.

For his efforts, Pierson-El was a second-team All-America choice by the Football Writers Association of America and USA Today. He also earned freshman All-America honors from several outlets, and was twice honored as Big Ten Special Teams Player of the Week, earning the award after games against Fresno State and Iowa.

Pierson-El finished 2014 ranked second nationally in punt return average at 17.5 yards per return. His 596 total punt return yards led the nation, nearly 200 yards more than any other player in the FBS ranks. His total was also the third-highest in school history.

- ▶ Pierson-El had an 86-yard punt return for a touchdown at Fresno State, the longest ever by a Nebraska freshman and the seventh-longest in school history.
- ▶ Pierson-El capped the regular season with an 80-yard punt return touchdown at Iowa, helping fuel the Huskers rally from a 17-point deficit for a 37-34 victory.
- ▶ Pierson-El's 86 and 80-yard punt return touchdowns were the third and eighth-longest returns in the FBS ranks in 2014. He was the only player in the nation with two returns of more than 80 yards last season.
- ▶ Pierson-El totaled 150 punt return yards at Fresno State were the most in FBS in 2014, while his 134 punt return yards at Iowa were the fourth most.
- ▶ Pierson-El finished the season with nine punt returns of at least 20 yards.

**NCAA RECORD SELLOUT STREAK CONTINUES INTO 2015**

One of the most remarkable streaks in collegiate sports passed its 50th anniversary in 2012. Nebraska has sold out every game at Memorial Stadium since Nov. 3, 1962, and the streak sits at 340 heading into the 2015 campaign.

NU celebrated the 300th consecutive sellout at Memorial Stadium on Sept. 26, 2009, against Louisiana-Lafayette, with a then-stadium record crowd of 86,304. Notre Dame is second in all-time consecutive sellouts with 242, 98 fewer than the Huskers. Nebraska established a new stadium record for attendance against Miami on Sept. 20, 2014, with a crowd of 91,585. The crowd ranked as the 10th-largest to see any Nebraska game. NU's crowd of 91,441 for the 2014 season opener against Florida Atlantic was the third biggest in stadium history.

**HUSKERS OWN BIG ADVANTAGE AT MEMORIAL STADIUM**

Nebraska has rewarded the loyalty of its fans with great success at Memorial Stadium through the years.

- ▶ Nebraska has won at least six home games in 23 of the past 29 seasons. Nebraska is 159-24 (.869) at home in the last 26 seasons (since 1989).
- ▶ Nebraska finished 6-1 at home in 2014. Nebraska's most recent perfect home season occurred in 2012.
- ▶ The Huskers are 12-4 in Big Ten home games since joining the league in 2011.
- ▶ During Nebraska's run of success at home over the past three decades, NU has had three home winning streaks of 20 or more games, and overall has posted 41 unbeaten and untied home seasons.
- ▶ The Huskers are 528-143-20 (.779, 691 games, 125 years) in Lincoln, and 403-120-13 (.764, 536 games, 91 years) in Memorial Stadium (since 1923).
- ▶ The 2014 season marked the 46th straight year NU had a winning home season.

**NEBRASKA RANKS IN TOP 10 NATIONALLY IN ATTENDANCE**

Memorial Stadium was once again packed for every home game in 2014, putting Nebraska in the top 10 nationally in average attendance.

Nebraska was 10th in average home attendance at 91,249 fans per game in 2014. The average attendance for seven home games was the largest ever at Memorial Stadium, bettering the 2013 mark.

The No. 10 ranking in average attendance marked the second straight year Nebraska has been in the top 10 nationally in attendance. The Huskers checked in at No. 9 in 2013, the highest for Nebraska since full attendance figures are available beginning with the 1999 season. NU was also in the top 10 in 2009, checking in at No. 10 in average attendance.

NU has ranked in the top 20 nationally in attendance each of the 16 years with available attendance figures.

Nebraska was one of four Big Ten schools to rank in the top 10 in average attendance and the conference had seven teams in the top 25 nationally in attendance. Ohio State was the national leader in average attendance at 106,296 fans per game, with Michigan third at 104,909 and Penn State fifth at 101,623 per game.

**ALL-TIME VICTORIES**

	910		440
	882		415
	881		410
	874		398
	863		381
	851		
	850		
	811		

**WINNINGEST PROGRAMS IN COLLEGE FOOTBALL SINCE 1970**

**NEBRASKA AMONG HISTORICALLY BEST PROGRAMS**

Nebraska enters its 126th season of college football in 2015, and owns an 874-361-40 all-time record in 1,275 games (.701).

Nebraska is one of eight programs with 800 all-time victories, and NU's 874 all-time victories are fourth nationally.

Nebraska ranks as the nation's winningest program since 1970. During the past four decades, the Huskers have compiled a 440-120-5 record, for a .783 winning percentage in 565 games. NU's 440 wins in that time period are 25 more than any other school.

- ▶ Since the first season of Nebraska football in 1890, Husker teams have won 11 or more games 12 times, including seven times since 1993.
- ▶ Nebraska has won 12 or more games seven times, including three seasons with 13 wins (1971, 1994, 1997).

▶ Nebraska has 49 nine-win seasons in school history, including 41 since 1970. NU has posted seven straight nine-win seasons for the first time since a NCAA-record 33 straight from 1969 to 2001. Nebraska enters 2015 as one of three schools to win nine games each of the past seven years, joining Alabama and Oregon. Nebraska has 24 10-win seasons since 1970.

▶ The 2014 season marked Nebraska's 125th season of college football. The Huskers have won five national championships and 43 conference championships.

**NEBRASKA REACHES 50 BOWL APPEARANCES**

Nebraska is participated in its 51st all-time bowl game with its appearance in the Holiday Bowl in 2014. Nebraska is one of only five programs with 50 or more bowl appearances, and its 51 bowl appearances are third all-time, trailing only Alabama (61) and Texas (53).

The Huskers have played in the postseason in 44 of the past 46 seasons, including an NCAA-record 35 straight bowl games from 1969 to 2003. Nebraska owns a 25-26 all-time bowl record, and the 25 bowl victories rank seventh nationally.

Nebraska played the first of its 51 bowls in the Rose Bowl, when No. 7 Nebraska lost to No. 2 Stanford, 21-13, following the 1940 season.

**ALL-TIME BOWL APPEARANCES**

1. Alabama	61
2. Texas	53
3. Nebraska	51
4. Georgia	50
Tennessee	50

**ALL-TIME BOWL VICTORIES**

1. Alabama	34
2. USC	33
3. Oklahoma	28
Georgia	28
5. Texas	26
Tennessee	26
7. Nebraska	25



# POSITION-BY-POSITION LOOK AT THE 2015 HUSKERS

## OVERVIEW

Coach Mike Riley's first Nebraska team in 2015 will feature a squad with 17 players who started at least six games last year. The group of returning starters includes seven on offense, eight on defense and the starting place-kicker and punter.

Quarterback **Tommy Armstrong Jr.** will lead the Nebraska offense after starting each of the past two seasons. On defense, Nebraska returns three of its starting front four, and three secondary starters also return.

Punter **Sam Foltz** returns as a two-year starter and will lead the special teams unit along with All-America punt returner **De'Mornay Pierson-El**.

## THE HUSKER OFFENSE

### OFFENSIVE LINE

#### Starters Returning

<b>Player</b>	<b>Notable</b>
Alex Lewis*, Sr., T	Started all 13 games at LT and protected Armstrong
Zach Sterup***, Sr., T	Out of spring recovering from off-season knee surgery

#### Letterwinners Returning:

<b>Player</b>	<b>Notable</b>
Matt Finnin**, Sr., T	Saw most extensive action of 2014 in final two games
Zach Hannon*, Soph., G	Pushing for time at G after seeing action on special teams
David Knevel*, Soph., T	One of five tackles returning with game experience in '14
Chongo Kondolo*, Sr., G	Worked as Nebraska's third guard as a junior in 2014
Givens Price**, Sr., T	Versatile player started three games at RT in 2014
Ryne Reeves***, Sr., C/G	Could battle for job at guard or center when healthy
Paul Thurston*, Jr., C	Saw significant action in final two games at center in 2014
Dylan Utter*, Jr., G	Walk-on provided depth at guard in 2014

Nebraska returns several experienced players at tackle on the offensive line, but is much greener at the interior positions.

Five players who are game-tested will battle for playing time at tackle in 2015. Leading the way is senior **Alex Lewis** who started all 13 games at left tackle last season in his first year in Lincoln after transferring from Colorado. Fellow senior **Zach Sterup** was the starter at right tackle for 10 games, but is out this spring after off-season knee surgery. Senior **Givens Price** started three games on the right side last season, while **Matt Finnin** has seen action at both tackle spots. Sophomore **David Knevel** provided depth last fall and is poised to contend for additional action. Redshirt freshman **Nick Gates** is another player to watch at tackle.



Senior left tackle Alex Lewis is the lone returnee on the offensive line who started all 13 games in the 2014 season.

On the interior, Nebraska lost starters at center and both guard spots, but the competition for playing time will be strong. **Ryne Reeves** has seen action at both guard and center while battling a series of injuries during his career, and alternated at center last season. **Chongo Kondolo** and **Dylan Utter** have the most game experience among the returning guards. Center **Paul Thurston** and guard **Zach Hannon** added depth in 2014 and saw their playing time increase late in the year. Both are working with the top units in spring practice. Talented redshirt freshmen guards **Tanner Farmer** and **Jerald Foster** could also battle for action.

### QUARTERBACK

#### Starter Returning:

<b>Player</b>	<b>Notable</b>
Tommy Armstrong Jr.*, Jr.	Posted No. 4 passing total in NU history in 2014

#### Letterwinner Returning:

<b>Player</b>	<b>Notable</b>
Ryker Fyfe*, Jr.	Worked as No. 2 quarterback during the 2014 season

Junior **Tommy Armstrong Jr.** has spent the majority of the past two seasons at the reins of the Nebraska offense. Armstrong has started 21 games and amassed 3,400 yards of total offense, while accounting for 28 touchdowns in 2014. He will be the front-runner for the starting job, but will be pushed for action by several players throughout spring practice and fall camp.

Junior **Ryker Fyfe** was Armstrong's top backup last season and has shown ability as both a passer and runner. Sophomore **Johnny Stanton** saw limited game action in 2014, but will get a long look throughout the spring and fall.

Redshirt freshmen **AJ Bush** and **Zach Darlington** have both shown promise in their first year in the program and will compete for action in 2015. Senior **Tyson Broekemeier** adds depth at the position.

### RUNNING BACK

#### Letterwinners Returning:

<b>Player</b>	<b>Notable</b>
Imani Cross***, Sr., IB	Has rushed for a TD once in every 10 attempts in career
Andy Janovich***, Sr., FB	Regular at fullback for past three seasons
Harrison Jordan*, So. FB	Added depth at fullback in 2014
Graham Nability*, Jr., IB	Saw limited carries in a reserve role last fall
Jordan Nelson*, Jr., IB	Versatile player has spent time at IB and WR in career
Terrell Newby**, Jr., IB	Has gained 595 rushing yards in first two seasons

Nebraska returns several players who have seen significant time at both I-back and fullback, but must replace departed senior All-American Ameer Abdullah, one of the nation's top runners each of the past three seasons.

Senior I-back **Imani Cross** has the most game action of running back group, rushing for more than 1,110 yards and 22 touchdowns during his career. The 6-1, 240-pound Cross has been utilized primarily as a power back, but has the ability to be an every-down performer.

Junior **Terrell Newby** has also seen extensive action the past two seasons, rushing for nearly 300 yards in each season. Newby has also shown the ability to be an effective pass receiver and a return threat. Juniors **Graham Nability** and **Jordan Nelson** provided depth at I-back last season and will battle for playing time.

Sophomore **Adam Taylor** missed last season with an ankle injury but is back to full speed and will make a strong bid for playing time. Redshirt freshman **Mikale Wilbon** impressed on the practice field last year and could also factor into the I-back picture.

Senior **Andy Janovich** has been a regular at fullback the past three seasons, while also working on special teams. The powerful blocker could be utilized more in Nebraska's new offensive scheme. **Harrison Jordan** provides a backup at fullback, and also worked on the kickoff return unit in 2014.

### RETURNING FOR 2015...

#### OFFENSE

<b>Category</b> .....	<b>Pct. of 2014 Total</b>
Rushing Yards .....	48.8%
Passing Yards .....	100%
Receiving Yards .....	61.7%
Total Offense Yards .....	72.6%
All-Purpose Yards .....	56.7%
Scoring .....	64.2%

#### DEFENSE

<b>Category</b> .....	<b>Pct. of 2014 Total</b>
Tackles .....	59.8%
Tackles for Loss .....	65.3%
Sacks .....	58.6%
Interceptions .....	76.9%
Pass Breakups .....	52.9%
Fumble Recoveries .....	40%
Fumbles Forced .....	50%

#### SPECIAL TEAMS

<b>Category</b> .....	<b>Pct. of 2014 Total</b>
Field Goals .....	100%
Extra Points .....	100%
Punt Return Yards .....	99.2%
Kickoff Return Yards .....	33.7%
Punting Yards .....	100%



Junior Jordan Westerkamp has made 64 catches in his first two seasons of action, including several highlight-reel receptions.

## RECEIVER/TIGHT END

### Starters Returning:

Player	Notable
Cethan Carter**, Jr., TE	Part-time starter each of first two seasons in NU program
Alonzo Moore**, Jr., WR	Excelled in first half of 2014 before being slowed by injury
De'Mornay Pierson-El*, So., WR	Caught 17 of his 23 passes in season's final four games
Jordan Westerkamp**, Jr., WR	44 catches was just outside of top 10 on NU season chart

### Letterwinners Returning:

Player	Notable
Tariq Allen***, Sr., WR	Has provided depth at receiver the past three years
Christian Bailey*, Soph., WR	Saw action as a redshirt freshman in 2014
Sam Burtch**, Sr., WR	Returns after missing 2014 with multiple injuries
Sam Cotton**, Jr., TE	Combines good blocking and receiving skills from TE spot
Kevin Gladney*, Soph., WR	Saw action on special teams as a redshirt freshman
Trey Foster**, Jr., TE	Utilized primarily in power sets past two years
Lane Hovey*, Jr., WR	Saw key snaps at receiver throughout 2014 season
Brandon Reilly**, Jr., WR	Speedster returned to health for second half of 2014
David Sutton*, Sr., TE	Has added depth at tight end the past three years
Jamal Turner***, Sr., WR	Returns after missing 11 games with Achilles injury in 2014

One of the deeper positions for the 2015 Huskers figures to be the receiving corps. Nebraska returns three players at the position who started at least six games last season, along with numerous other letterwinners.

Leading the way for the wideouts is junior **Jordan Westerkamp**. The Chicago area product caught 44 passes for more than 700 yards last season and had five touchdown receptions. Westerkamp is an outstanding route runner who has great hands and could thrive in the Huskers' new offensive attack.

Sophomore **De'Mornay Pierson-El** made his biggest mark as a true freshman as a punt returner, but came on as a receiver late in the season. The new NU offense should utilize Pierson-El's versatility. Junior **Alonzo Moore** has shown flashes of big-play potential the past two seasons, and the 6-2 Moore is poised for a breakout campaign in 2015.

Senior **Jamal Turner** missed all but the first two games last season after an Achilles injury. He received a medical redshirt and could factor into the plans at receiver. Senior **Sam Burtch** is also coming off an injury that sidelined him for the 2014 season, but could provide a big target in the passing game. Junior **Tariq Allen** also gives Nebraska big target at 6-2 and could be used this fall.

Junior **Brandon Reilly** missed the first half of last season, but returned to a prominent role in the second half of the year, and the speedy Reilly should figure into the plans at receiver. Fellow junior **Lane Hovey** earned regular playing time in the receiving rotation last year and will battle for action again this fall. Sophomores **Christian Bailey** and **Kevin Gladney** provided depth last season and also saw action on special teams.

Three junior tight ends return after all seeing significant playing time the past two seasons. **Cethan Carter** has shown flashes of being a difference maker at tight end the past two seasons and could thrive in Nebraska's offensive attack. Junior **Sam Cotton** has split time with Carter the past two years and gives Nebraska a strong blocker and receiver. Fellow Lincoln product **Trey Foster** has been utilized primarily as a third tight end in short-yardage situations, while senior **David Sutton** has also provided depth at tight end the past three seasons.

## THE HUSKER DEFENSE

### DEFENSIVE LINE

#### Starters Returning

Player	Notable
Maliek Collins**, Jr., DT	Led team in TFL and earned All-Big Ten honors in 2014
Greg McMullen**, Jr., DE	Excelled in first season as starter at defensive end
Vincent Valentine**, Jr., DT	Two seasons of starting experience under his belt

#### Letterwinners Returning

Player	Notable
Jack Gangwish*, Sr., DE	Former walk-on started three games at end in 2014
Joe Keels*, Sr., DE	Saw reserve action at defensive end in the 2014 season
Kevin Maurice**, Jr., DT	Has provided depth on the interior each of last two years
Kevin Williams**, Sr., DT	Started two games and was a strong third option at DT

The front four is expected to again be a strength of the Nebraska defense during the 2015 season. Three starters return up front, while talented young players will also battle for playing time this fall.

On the interior, Nebraska returns a pair of talented players capable of challenging for conference and national honors in 2015. Junior **Maliek Collins** led Nebraska in tackles for loss last season and regularly dominated opposing blockers. Collins earned second-team All-Big Ten honors as a sophomore and is poised for even bigger accolades this fall.

Alongside Collins is fellow junior **Vincent Valentine** who has started the majority of games the past two seasons. Valentine is a prototypical run stopper who also improved his pass-rushing ability last season. Senior Kevin Williams had his healthiest seasons as a Husker in 2014 and made his presence known as a pass rusher.

Junior **Kevin Maurice** has also earned extensive playing time the past two seasons and will add depth. Redshirt freshmen **Peyton Newell** and **Mick Stoltenberg** hope to battle for playing time, while junior **Logan Rath** will continue to add depth on the interior.

Junior **Greg McMullen** spent his first full season as a starter in 2014 and will anchor one end spot this fall. McMullen has prototypical size for a base end, but also showed the ability to get after the passer. Senior **Jack Gangwish** is poised to push for a starting role after serving as the top reserve end last fall.

Senior **Joe Keels** and sophomore **A.J. Natter** both provided depth and saw game action last season, but their impact was limited by injury. The Huskers' new defensive staff will be counting on more production from both players this fall. Redshirt freshmen **Sedrick King** and **Freedom Akinmoladun** with have their first opportunity to contribute this fall, while walk-ons **Ross Dzuris** and **Erik Evans** could both battle for playing time.



Maliek Collins (7) and Greg McMullen (90) are two of three returning starters on the defensive front in 2015. Collins earned second-team All-Big Ten accolades in 2015.

**LINEBACKER**

**Starters Returning**

Player	Notable
Josh Banderas**, Jr.	Earned six starts during sophomore season in 2014
David Santos***, Sr.	Regular the last three years; out for spring with knee injury

**Letterwinners Returning**

Player	Notable
Marcus Newby*, Soph.	Saw action as a pass rush specialist as frosh in 2014
Michael Rose-Ivey*, Jr.	Returns after missing 2014 season with knee injury
Brad Simpson*, Jr.	One of Nebraska's top performers on special teams
Chris Weber*, Soph.	Walk-on saw extensive special teams action in 2014

The linebacker position is one of the thinnest for Nebraska, but the Huskers do have versatility at the spot when all players are healthy.

Junior **Josh Banderas** has been in and out of the starting lineup the past two seasons. The Lincoln native has settled in at middle linebacker this spring and should have an excellent chance to start. Junior **Michael Rose-Ivey** started at multiple positions in 2013 as a redshirt freshman before missing last fall with a knee injury. Rose-Ivey is back on the practice field this spring and is lining up on the outside.

Senior **David Santos** has the most game experience of any returning linebacker, but missed this spring following off-season knee surgery. Santos has the ability to play inside and out when healthy. Sophomore **Marcus Newby** saw the majority of his action last season as a pass-rush specialist, but will be a full-time linebacker in 2015.

Walk-ons **Brad Simpson** and **Chris Weber** contributed on special teams last season and could contend for time at linebacker this fall. True freshman **Dedrick Young** joined the program at semester and could battle for immediate action. Lincoln native **Luke Gifford** switched from safety this spring and should also contend for action.

**SECONDARY**

**Starters Returning**

Player	Notable
Byerson Cockrell*, Sr., DB	Nebraska's top nickel back and No. 3 safety in 2014
Daniel Davie***, Sr., CB	Started every game at cornerback in 2014
Nate Gerry**, Jr., S	Earned All-Big Ten honors with a team-high five INTs

**Letterwinners Returning:**

Player	Notable
LeRoy Alexander**, Jr., S	Safety returns to action after sitting out 2014 season
Charles Jackson**, Jr., DB	Coming off knee injury that sidelined him last fall
Chris Jones*, Soph., CB	One of five true freshmen to see action in 2014
Boaz Joseph*, Soph., CB	Special teams contributor now poised to play at CB
Joshua Kalu*, Soph., CB	Versatility to play corner or contribute in nickel role
Jonathan Rose**, Sr., CB	Has been top reserve at corner the past two seasons
Kieron Williams*, Soph., S	Biggest impact on special teams, but also played at S

The Husker secondary returns ample experience and talent for the 2015 season. At cornerback, senior **Daniel Davie** held down one spot last fall and will be a frontrunner to be a regular in the lineup again in 2015. The competition for playing time at corner will be hotly contested with an excellent mix of experienced players and newcomers.

Senior **Jonathan Rose** has been a top backup at corner the past two seasons and brings a long, athletic presence to the secondary. Sophomore **Joshua Kalu** saw extensive action at both corner and nickel as a true freshman and has all the tools to be successful. Fellow sophomore **Chris Jones** also played as a true freshman last fall and is poised for a breakout 2015 campaign.

Junior **Charles Jackson** missed the 2014 season with a knee injury, and missed most of spring practice with a separate minor knee injury. When healthy, Jackson will look to compete for playing time at corner. Sophomore **Boaz Joseph** played on special teams last season and will look to get in the mix for action. Redshirt freshman **Trai Mosley** and true freshmen **Eric Lee Jr.** and **Avery Anderson** also figure into the battle for action at cornerback.

Junior **Nate Gerry** leads the returnees at safety. The South Dakota native was among the Big Ten leaders in interceptions and is poised to contend for national honors in 2015. Senior **Byerson Cockrell** spent the majority of time at nickel last year, but will make a bid to be a full-time safety this season.

Junior **LeRoy Alexander** returns to action after sitting out the 2014 season. Alexander showed play-making ability as a redshirt freshman in 2013. Sophomore **Kieron Williams** shined on special teams as a true freshman and should battle for more playing time in 2015. True freshman **Aaron Williams** joined the program at semester and has made a strong first impression.

**THE HUSKER SPECIAL TEAMS**

**SPECIALISTS**

**Starters Returning**

Player	Notable
Drew Brown*, Soph., PK	Set Nebraska freshman scoring record in 2014
Sam Foltz**, Jr., P	Among Big Ten's top punters the past two seasons

**Letterwinners Returning:**

Player	Notable
Mauro Bondi***, Sr., PK/KO	Powerful leg has made him a strong kickoff specialist
Josh Faulkenberry*, So., LS	Excellent job of handling snapping duties in 2014
Spencer Lindsay*, Jr., PK/KO	Saw action on kickoffs and provides depth at PK

Nebraska returns both its starting punter and place-kicker for the 2015 season. Junior **Sam Foltz** has been an excellent punter the past two seasons and looks to move into the nation's elite this fall. Sophomore place-kicker **Drew Brown** had a solid first season in the program, connecting on 14 field goals while being perfect on PAT attempts.

Senior **Mauro Bondi** has focused as a kickoff specialist the past several years and will also battle for place-kicking action. Junior **Spencer Lindsay** added depth at kicker last season and handled several kickoffs. Long snapper **Josh Faulkenberry** was forced into action last season and did a solid job.

Nebraska returns the nation's most electrifying punt returner in **De'Mornay Pierson-El**, who had three punt return touchdowns in 2014. Several players have kickoff return experience, including Pierson-El, **Terrell Newby** and **Alonzo Moore**.



Nate Gerry intercepted a team-high five passes as a sophomore in 2014, returning the picks a total of 92 yards.



RETURNING STARTERS—OFFENSE



**TOMMY ARMSTRONG JR. #4**

Junior | Quarterback | 6-1 | 220 | Two Letters  
Cibola, Texas | Steele HS

- » Honorable-Mention Big Ten All-Freshman Team (BTN, 2013)
- » Big Ten Freshman of the Week (vs. Michigan, 2013)
- » Longest Pass in Nebraska History and NCAA Bowl History (99 yards vs. Georgia)
- » Nebraska Scholar-Athlete Honor Roll (Fall, 2012)
- » Nebraska Sophomore Record Holder - Passing Yards, Passing TDs, Total Offense
- » Nebraska Bowl Game Record Holder - Passing Yards, Passing TDs, Pass Completions, Pass Attempts, Total Offense (2014 Holiday Bowl vs. USC)

Quarterback Tommy Armstrong Jr. has directed the Nebraska offense each of the past two seasons. The Texas native has started 21 games the past two seasons and heads into spring practice as the leading candidate to secure the starting role in Coach Mike Riley's first season. Armstrong could join an elite group of quarterbacks who have been three-year starters in the Nebraska program.

The 6-1, 220-pound Armstrong has excelled based on his dual-threat abilities and his command and leadership for the Husker offense. Armstrong finished his sophomore season among the Big Ten leaders in total offense and capped his sophomore season with career bests in passing yards and total offense in the Holiday Bowl against USC.

As a sophomore, Armstrong posted the third-best total offense season in school history with 3,400 yards, while his 2,695 passing yards ranked as the most by an NU sophomore and the fourth-most overall in school history. Armstrong also rushed for 705 yards and accounted for 28 total touchdowns. Armstrong's 261.5 total offensive yards per game ranked second in the Big Ten, while his 207.3 passing yards per contest were fifth.

Armstrong took over the starting role midway through the 2013 season and compiled a 7-1 record as the starter as a redshirt freshman.

With two seasons remaining Armstrong is already climbing the Husker career charts. His 3,661 career passing yards rank seventh in school history, while his 4,568 yards of total offense leaves him just 212 yards outside the career top 10.

**2014 (Sophomore)**

Armstrong started all 13 games and finished with 3,400 yards of total offense. Armstrong threw for 22 touchdowns, including seven in the season's final two games. He threw for better than 200 yards eight times in 2014, and had at least one touchdown pass in 11 of 13 games.

Armstrong's ability as a runner helped the Huskers rank 17th nationally in rushing offense. He finished the season with 705 rushing yards and six rushing touchdowns, while averaging 4.9 yards per carry. Armstrong topped 50 rushing yards seven times, including a career-high 131 rushing yards against McNeese State.

Armstrong opened the year with three consecutive 300-yard total offensive games. He threw for 271 yards and two touchdowns and rushed for 62 yards and a touchdown against Florida Atlantic, helping Nebraska set a Big Ten modern-era record for total offense. A week later, Armstrong had 131 rushing yards against McNeese State on just 11 carries. He had runs of 42, 24 and 34 yards against the Cowboys. He also threw for 242 yards and two touchdowns, including a 58-yard touchdown pass to Ameer Abdullah in the waning seconds to secure the victory.

In the road opener at Fresno State, Armstrong completed 12-of-21 passes for 260 yards and three touchdowns, including a 70-yard scoring strike to Jordan Westerkamp on the game's third play. He also rushed for 65 yards, and became the first Nebraska quarterback since 2008 to top 300 yards of total offense in three straight games. Armstrong engineered a dominant second-half offensive effort in a 41-31 win over Miami. He rushed for 96 yards on 13 carries, while adding 113 passing yards.

Armstrong threw for 166 yards and a 73-yard touchdown in a win over Illinois, while adding 66 rushing yards. Armstrong threw for a then-career-high 273 yards and nearly engineered a fourth-quarter comeback in a 27-22 loss at Michigan State.

Armstrong accounted for 276 yards of total offense at Northwestern, including 221 passing yards. He also caught a 16-yard touchdown pass from De'Mornay Pierson-El on a second-quarter reserve pass, becoming the first NU quarterback to catch a touchdown pass since 2008.

Armstrong was efficient in wins over Rutgers and Purdue, posting 182 and 188 total offensive yards, respectively, to guide comfortable Husker wins. He had a touchdown pass and a touchdown run in a setback at Wisconsin.

Armstrong posted 268 yards of total offense in a 28-24 loss to Minnesota, including 223 passing yards on a 12-of-19 effort. In the regular-season finale at Iowa, Armstrong's leadership and poise helped Nebraska tie the largest road comeback in school history as the Huskers overcame a 24-7 second-half deficit to win 37-34 in overtime.

Armstrong threw for a career-high four touchdown passes in the game, including a pair of second-half touchdowns to put NU in position to reach overtime. Armstrong then connected with Kenny Bell on a game-winning nine-yard touchdown pass in overtime.

Armstrong directed an explosive Nebraska offense in the Holiday Bowl. The Huskers produced 525 total yards in a 45-42 loss, with Armstrong posting career highs in passing yards (381), completions (32) and attempts (51). Those totals were also Nebraska bowl records. Armstrong also rushed for 41 yards to account for a career-high and Nebraska bowl record 422 yards of total offense. Armstrong threw for three touchdowns in the game, and ran for a fourth-quarter score, before the Husker rally fell just short.

**2013 (Redshirt Freshman)**

Armstrong was one of three quarterbacks to play a key role for the Huskers in 2013. He began the season as the co-No. 2 quarterback behind Taylor Martinez, but became the Huskers' starter during the second half of the season. Armstrong started eight games and finished with 966 yards passing and nine touchdowns, while rushing for 202 yards and two touchdowns.

With Martinez sidelined, Armstrong made his first career start against South Dakota State and completed 12-of-15 passes for 169 yards and a touchdown, and rushed five times for 38 yards. He guided Nebraska to touchdowns on each of the first three drives he led. Armstrong completed 8-of-13 passes for 135 yards and two touchdowns against Illinois, and also rushed for 18 yards.

Armstrong split time with Kellogg in a win at Purdue and scored his first career rushing touchdown a three-yard first-quarter run. Armstrong did not play at Minnesota, then made his fourth start vs. Northwestern. He rushed 17 times for a career-high 69 yards, including a five-yard TD on the game's opening drive. He also completed 15-of-29 passes for a career-high 173 yards and a touchdown.

Armstrong showed his poise in leading the Huskers to a 17-13 win at Michigan, snapping the Wolverines' 19-game home winning streak. Armstrong threw for 139 yards, including a game-winning touchdown to Ameer Abdullah with 2:03 left. Armstrong was 5-for-7 for 59 yards passing and added seven yards rushing on the game-winning drive.

He suffered his only loss of 2013 as a starter against Michigan State, when he threw for 143 yards and two touchdown passes, a 32-yard strike to Sam Burtch and a 38-yard pass to Kenny Bell. Armstrong started at Penn State, but played only three series before leaving with an ankle injury. The injury kept him out of the Iowa contest.

Armstrong earned the start in the Gator Bowl against Georgia and led NU to a 24-19 win. He threw for 163 yards, including a pair of scoring strikes to Quincy Enunwa. Armstrong threw a school-record 99-yard touchdown in the third quarter to give NU a 24-12 lead. Armstrong also rushed for 26 yards, including a season-long 24-yard run.

**2012 (Redshirt)**

Armstrong redshirted in his first season in the program in 2012.

**Career Stats**

**Passing**

Year	G/GS	Comp-Att-Int	Pct.	Yds.	Y/G	LP	TD	Eff.R.
2012		Redshirt						
2013	9/8	68-131-8	51.9	966	107.3	99	9	124.31
2014	13/13	184-345-12	53.3	2,695	207.3	73	22	133.04
<b>Totals</b>	<b>22/21</b>	<b>252-476-20</b>	<b>52.9</b>	<b>3,661</b>	<b>166.4</b>	<b>99</b>	<b>31</b>	<b>130.64</b>

**Rushing**

Year	G/S	Att.	Gain	Loss	Net	Y/A	Y/G	Long	TDs
2012		Redshirt							
2013	9/8	67	277	75	202	3.0	22.4	24 vs. Georgia	2
2014	13/13	145	842	137	705	4.9	54.2	42 vs. McNeese St.	6
<b>Totals</b>	<b>22/21</b>	<b>212</b>	<b>1,119</b>	<b>212</b>	<b>907</b>	<b>4.3</b>	<b>41.2</b>	<b>42 vs. McNeese St.</b>	<b>8</b>

**Single-Game Highs**

- » Pass Attempts—51 vs. USC (2014 Holiday Bowl)
- » Pass Completions—32 vs. USC (2014 Holiday Bowl)
- » Passing Yards—381 vs. USC (2014 Holiday Bowl)
- » Passing Touchdowns—4 at Iowa (2014)
- » Rushes—20 at Wisconsin (2014)
- » Rushing Yards—131 vs. McNeese State (2014)
- » Rushing Touchdowns—1 eight times
- » Total Offense—422 vs. USC (2014 Holiday Bowl)
- » Long Rush—42 yards vs. McNeese State (2014)



# CETHAN CARTER

## #11

Junior | Tight End | 6-4 | 240 | Two Letters  
Metairie, La. | Archbishop Rummel HS

» **Honorable-Mention Big Ten All-Freshman Team** (BTN, 2013)

Tight end Cethan Carter enters his junior season hoping to flourish in Nebraska's new offensive system under Head Coach Mike Riley and offensive coordinator Danny Langsdorf. The 6-4, 240-pound Carter battled through an injury-plagued sophomore campaign after breaking onto the scene as a true freshman in 2013.

Carter is one of three junior tight ends who have extensive playing experience, along with Lincoln natives Sam Cotton and Trey Foster. Carter has shown the ability to stress defenses with his pass-catching skills, while also providing a formidable blocking presence on the perimeter.

### 2014 (Sophomore)

Carter played in nine games with eight starts, while missing four games at midseason with a foot injury. Carter returned for the final four games of the season and finished with six catches for 98 yards and a touchdown.

He made four of his six receptions in the final two games, with two catches for a career-high 48 yards at Iowa, highlighted by a career-long 34-yard grab before halftime to set up a touchdown. Carter also had a 14-yard catch in the fourth quarter on a game-tying drive. Carter added two receptions for 25 yards in the Holiday Bowl. Carter had his first career touchdown on a 20-yard catch at Fresno State.

### 2013 (Freshman)

Carter was one of seven true freshmen to play in 2013, seeing action in all 13 games with six starts. His playing time increased as senior Jake Long was hampered by injuries for much of the season.

Carter finished the year with 10 catches for 127 yards. He caught two passes three times on the year, including a season-high 43 yards against South Dakota State, highlighted by a season-long 26-yard catch. Carter also had two catches against Purdue and in the regular-season finale against Iowa. He caught five of his 10 passes in the final four games, including a 23-yard catch against Georgia in the Gator Bowl.

### Career Stats

Year	G/S	No.	Yds.	Y/R	Y/G	Long	TDs
2013	13/6	10	127	12.7	9.8	26 vs. South Dakota State	0
2014	9/8	6	98	16.3	10.9	34 at Iowa	1
<b>Totals</b>	<b>22/14</b>	<b>16</b>	<b>225</b>	<b>14.1</b>	<b>10.2</b>	<b>34 at Iowa</b>	<b>1</b>

### Single-Game Highs

- » **Receptions:** 2 five times
- » **Receiving Yards:** 48 at Iowa (2014)



# ALEX LEWIS

## #71

Senior | Offensive Line | 6-6 | 290 | One Letter  
Tempe, Ariz. | Mountain Point HS/Colorado

- » **Honorable-Mention All-Big Ten** (Media, Coaches)
- » **Academic All-Big Ten** (2014)
- » **Nebraska Scholar-Athlete Honor Roll** (Spring 2014, )

Senior Alex Lewis is one of three returning tackles who saw extensive action in the 2014 season. The 6-6, 290-pound Lewis held down the left tackle starting job throughout the entire season and hopes to hold down that position again in 2015.

A transfer from Colorado, Lewis excelled in his first season in the program, teaming with Jake Cotton to give NU a strong left side of the line. The group helped Ameer Abdullah to a record-setting senior season and also helped Nebraska rank among the Big Ten's best teams in protecting the passer.

Lewis earned honorable-mention All-Big Ten honors from the conference coaches and media for his play. He was also one of 21 Huskers to earn academic All-Big Ten honors in 2014. Lewis is the son of former Husker All-America center Bill Lewis.

### 2014 (Junior)

Lewis started all 13 games at left tackle and was a key part of an offensive line that powered several record-setting performances and helped NU rank in the top 20 nationally in rushing and scoring offense. The Nebraska offense opened the season with a Big Ten modern-era record of 784 yards of total offense, including 498 rushing yards. The line pounded the defenses of both Miami and Illinois as the Huskers rushed for 343 and 458 yards, respectively, and Ameer Abdullah topped 200 yards in both contests.

The line paved the way for Abdullah's fourth 200-yard rushing game of the season against Rutgers. Abdullah finished his career as Nebraska's all-time leader in all-purpose yards, while ranking second in career rushing yards.

### Career

Lewis joined the Nebraska program in 2014 after playing two seasons at Colorado in 2011 and 2012. Lewis started all 12 games at left guard in 2012, and earned honorable-mention All-Pac 12 honors. He also played in every game in 2011.

### Nebraska Career Stats

- » **Games Played**— 13 (all in 2014)
- » **Games Started**— 13 (all in 2014)



# ALONZO MOORE

## #82

Junior | Wide Receiver | 6-2 | 195 | Two Letters  
Winnfield, La. | Winnfield HS

» **Nebraska Scholar-Athlete Honor Roll** (Fall 2012)

Receiver Alonzo Moore was a regular part of the Huskers' receiving rotation throughout the 2014 season and is hopeful of having a bigger impact in 2015. The 6-2, 195-pound Moore has excellent speed and elusiveness, making him a threat in the return game as well as the passing game.

Moore played in 11 games and made seven starts in 2014, but battled nagging injuries late in the season that limited his impact. Moore's 10 receptions ranked fifth on the team, and the Louisiana native was also a regular in the kickoff return game.

### 2014 (Sophomore)

Moore played in the first 11 games of the season, before missing the finale at Iowa and the Holiday Bowl because of injury. Moore started seven of the first eight games and had 10 receptions for 136 yards. He also had three kickoff returns for 53 yards.

Moore caught three passes for 26 yards against Miami and had two receptions against Rutgers. He had a season-long 43-yard reception at Michigan State, keeping the Huskers' comeback hopes alive late in the fourth quarter.

### Career


Moore played in 10 games in 2013, with starts against Illinois and Minnesota. He had six receptions for 75 yards and averaged 23.2 yards on five kickoff returns. Moore had a career-high four receptions for 43 yards against Northwestern. Moore also had a 19-yard catch against South Dakota State. He had 71 kickoff return yards at Minnesota and two returns for 45 yards against Northwestern. Moore redshirted in his first season in 2012.

### Career Stats

Year	G/S	No.	Yds.	Y/R	Y/G	Long	TDs
2012						Redshirt	
2013	10/2	6	75	12.5	18.3	19 vs. South Dakota St.	0
2014	11/7	10	136	13.6	12.4	43 at Michigan State	0
<b>Totals</b>	<b>21/9</b>	<b>16</b>	<b>211</b>	<b>13.2</b>	<b>10.0</b>	<b>43 at Michigan State</b>	<b>0</b>

### Single-Game Highs

- » **Receptions:** 4 vs. Northwestern (2013)
- » **Receiving Yards:** 43 twice



## DE'MORNAY PIERSON-EL #15

Sophomore | Wide Receiver | 5-9 | 185 | One Letter  
Alexandria, Va. | West Potomac HS

- » Second-Team All-American (USA Today, SI, FWAA)
- » Third-Team All-American (Athlon)
- » Freshman All-American (Scout, 247 Sports, USA Today)
- » 2014 Jet Award Punt Returner of the Year
- » Two-Time Big Ten Special Teams Player of the Week (Fresno State, Iowa)
- » Nebraska Freshman Record Holder - Punt Return Yards, Punt Return TDs, Longest PR
- » Nebraska Bowl Record for Receptions (8 vs. USC, 2014 Holiday Bowl)
- » Nebraska Special Teams MVP
- » Nebraska Scholar-Athlete Honor Roll (Fall 2014)

De'Mornay Pierson-El was one of the nation's top special teams performers as a true freshman in 2014. One of five Husker true freshmen to see action, Pierson-El ranked among the nation's best punt returners throughout his first season in Lincoln. As a receiver, the 5-9, 185-pounder continued to gain a bigger role throughout the season, starting the final six games of 2014.

Pierson-El finished 2014 ranked second nationally in punt return average at 17.5 yards per return. His 596 total punt return yards topped the nation, bettering all other players by nearly 200 yards. The total also ranked third on the Nebraska season charts.

Pierson-El had three punt returns for touchdowns, tying for the national lead, and just one shy of the NU season record. He also had two of the eight longest punt returns in the nation with his 86-yard TD return at Fresno State and an 80-yard touchdown at Iowa. Pierson-El helped Nebraska field the nation's most improved punt return unit, after totaling just 70 return yards in 2013.

Pierson-El also made his mark as a receiver, particularly in the final four games. He caught 23 passes for 321 yards and four touchdowns. He had 17 of his 23 receptions in the final four games, including a Nebraska bowl-record eight catches for 102 yards and a touchdown against USC.

Pierson-El was recognized for his work, as he was named a second-team All-America selection and a freshman All-American by several organizations. Pierson-El was a second-team Football Writers Association of America selection, becoming the first Husker freshman to make the FWAA All-America team.

### 2014 (Freshman)

Pierson-El played in all 13 games and took over the punt return chores early in the season. His workload at receiver grew throughout the year and he started the final six games. Pierson-El was one of the nation's top punt returners, averaging 17.5 yards per return, including three returns for touchdowns. He had 23 receptions for 321 yards and four touchdowns, while adding 10 kickoff returns for 147 yards.

He found the end zone in his Nebraska debut catching an eight-yard touchdown pass against Florida Atlantic. He first showed his punt return explosiveness against McNeese State with five returns for 52 yards, including a 25-yarder.

Pierson-El earned Big Ten Special Teams Player-of-the-Week honors at Fresno State when he had five punt returns for 150 yards. He had an 86-yard punt return for a touchdown in the second quarter, the third-longest in the nation in 2014, the seventh-longest in NU history and the longest ever for a Husker freshman. He added a 51-yard return later in the second quarter.

Pierson-El's second punt return for a touchdown came at Michigan State on an electrifying 62-yard fourth-quarter return. The touchdown pulled Nebraska within 27-22 before a last-minute rally fell short. Pierson-El had a big night at Northwestern, including a 16-yard touchdown pass to Tommy Armstrong Jr. on a reverse in the second quarter. He became the first Husker since Bobby Newcombe in 2000 to score touchdowns on a punt return, reception and also throw for a touchdown. Pierson-El also had three catches for 66 yards, including a season-long 46-yard reception.

He made his first career start at receiver against Rutgers, and a week later opened the scoring against Purdue with a 17-yard touchdown. He finished the game with three catches for 49 yards and also had a 42-yard punt return in the first quarter. Pierson-El caught four passes for a then-career-high 87 yards against Minnesota and had his third receiving touchdown of the season.

Pierson-El helped key Nebraska's comeback from 17 points down at Iowa. He had three punt returns for 134 yards and an 80-yard touchdown. In the fourth quarter alone, he had two returns for 121 yards, the first setting up a Nebraska touchdown and the 80-yard return giving NU its first lead of the day. He also had four carries for 10 yards in the game.

Pierson-El capped his freshman season against USC with eight catches for 102 yards, including a nine-yard touchdown catch in the second quarter. The eight receptions were the most by a Husker in a bowl game.

### Career Stats (Receiving)

Year	G/S	No.	Yds.	Y/R	Y/G	Long	TDs
2014	13/6	23	321	14.0	24.7	46 at Northwestern	4

### Career Stats (Punt Returns)

Year	G/S	No.	Yds.	Y/R	Y/G	Long	TDs
2014	13/6	34	596	17.5	45.8	86 at Fresno State	3

**Kickoff Returns:** 10 returns, 147 yards, 14.7 avg., 0 TDs

**Rushing:** 5 carries, 10 yards, 2.0 avg, 0 TDs

**Passing:** 1-for-1, 16 yds, 1 TD

**All-Purpose:** 72 attempts, 1,074 yards, 82.6 ypg

### Single-Game Highs

- » Receptions—8 vs. USC (2014 Holiday Bowl)
- » Receiving Yards—102 vs. USC (2014 Holiday Bowl)
- » Rushing Yards—10 vs. Iowa
- » Touchdowns—1 seven times (4 receiving; 3 punt returns)
- » Kickoff Return Yards—36 vs. McNeese State
- » Punt Return Yards—150 at Fresno State
- » All-Purpose Yards—150 twice



## ZACH STERUP #57

Senior | Offensive Tackle | 6-8 | 320 | Three Letters  
Hastings, Neb. | Hastings St. Cecilia HS

- » Academic All-Big Ten (2012, 2013)
- » Nebraska Scholar-Athlete Honor Roll (Spring, 2012))

Tackle Zach Sterup is one of Nebraska's most veteran returnees on the offensive line for the 2015 season. The 6-8, 320-pound Sterup started 10 games at right tackle in 2014, and helped Nebraska rank in the top 20 nationally in both scoring offense and rushing offense.

Sterup started 10 games as a junior, but battled through knee injuries on both ends of the season. The second of those knee injuries caused him to miss the final two games and will limit him during spring practice. A healthy Sterup in the fall would give Nebraska four senior tackles with game experience, joining Alex Lewis, Givens Price and Matt Finnin.

### 2014 (Junior)

Sterup started 10 games at right tackle, missing the season opener against Florida Atlantic after minor knee surgery and sitting out the final two games following another knee procedure.

Sterup was a key part of an offensive line that helped senior running back Ameer Abdullah to a record-setting season, in which Abdullah became Nebraska's career leader in all-purpose yardage, while ranking second in rushing yards. Abdullah had four 200-yard rushing games in 2014. Sterup and his offensive line teammates were also one of the Big Ten's best units at protecting the quarterback.

### 2013 (Sophomore)

Sterup played in 11 games, seeing action both at offensive tackle and on the Huskers' field goal and PAT units. He saw extensive action at tackle in the final five games of the year when injuries ravaged the offensive line.

### 2012 (Redshirt Freshman)

Sterup was a reserve at tackle and appeared in Nebraska's wins over Southern Miss, Arkansas State, Idaho State and Minnesota.

### 2011 (Redshirt)

Sterup redshirted in his first season and was a standout on the scout team line.

### Career Stats

- » Games Played—25 (4 in 2012; 11 in 2013; 10 in 2014)
- » Games Started—10 (all in 2014)





# JORDAN WESTERKAMP #1

Junior | Wide Receiver | 6-0 | 195 | Two Letters  
Lombard, Ill. | Montini Catholic HS

- » Academic All-Big Ten (2013, 2014)
- » Big Ten All-Freshman Team (BTN, 2013)
- » Big Ten Freshman of the Week (vs. Northwestern, 2013)
- » Two-Time Nebraska Scholar-Athlete Honor Roll
- » ESPN College Football Play of the Year (Reception vs. Florida Atlantic, 2014)
- » Sports Science Newton Award for Outstanding Reaction (2015)

Receiver Jordan Westerkamp had a highly productive pair of seasons in 2013 and 2014 and is poised for bigger results for the Huskers this season. The 6-0, 195-pound Westerkamp is an outstanding route runner and has great hands, allowing him to make the difficult catches look routine.

Westerkamp finished as Nebraska's second-leading receiver in 2014, catching 44 passes for 747 yards and five touchdowns. His receiving yardage and receptions totals both ranked just outside of the top 10 on the Nebraska single-season charts. He enters his junior season with 64 career receptions and having already surpassed the 1,000-yard career receiving yardage mark. Westerkamp is poised to make a big move up the NU career charts in the next two seasons.

Westerkamp is a key part of an NU receiving corps that returns several playmakers, including senior Jamal Turner, junior Alonzo Moore and sophomore De'Mornay Pierson-Ei. A year after a game-winning Hail Mary touchdown catch against Northwestern, Westerkamp again made numerous tough catches in 2014. One of those plays was a behind-the-back reception against Florida Atlantic that earned Westerkamp ESPN's College Football Play of the Year.

Westerkamp is a two-time academic All-Big Ten selection.

## 2014 (Sophomore)

Westerkamp played in all 13 games and made nine starts at receiver. He was second on the team with 44 receptions for 747 yards and five touchdowns. Westerkamp opened the year by catching a touchdown pass in each of the season's first three games. He added touchdown catches against Rutgers and USC later in the season. He made at least three catches seven times in 2014, and had 100-yard receiving games against Florida Atlantic and Michigan State.

He opened the year with seven catches for 125 yards against FAU, including a 41-yard touchdown, setting then career highs in both categories. Westerkamp and Kenny Bell became the first pair of wide receivers in school history to both top 100 receiving yards in the same game. Westerkamp had a team-high four catches for 61 yards in a win over McNeese State, including a 40-yard touchdown in the first quarter.

Westerkamp caught a career-long 70-yard touchdown on the game's third play at Fresno State, opening an impressive offensive showing for the Huskers. At Michigan State, Westerkamp set career highs with nine catches for 158 yards, all in the second half. The nine catches tied for the eighth-most in NU history, while the 158 yards were the fifth-highest total in school history.

Westerkamp had three catches for 40 yards and a four-yard touchdown catch against Rutgers and had a team-high three receptions for 58 yards against Purdue. He added five receptions for 47 yards against Minnesota. Westerkamp finished the 2014 season with three receptions for 81 yards against USC in the Holiday Bowl. He had a 65-yard touchdown reception in the third quarter for his fifth touchdown catch of the year.

## 2013 (Redshirt Freshman)

Westerkamp played in all 13 games, with a start against Georgia, and had 20 receptions for 283 yards and a touchdown. Westerkamp was Nebraska's top punt returner for the second part of the season and had 19 returns for 51 yards. The touchdown catch will go down in Nebraska history, coming on a 49-yard Hail Mary pass to defeat Northwestern.

Westerkamp caught four passes for 30 yards in the season's first five games, before becoming a bigger part of the passing game. He made three receptions for 53 yards at Purdue, and also added three catches at Minnesota. Westerkamp had a career-best day against Northwestern with four catches for 104 yards, and capped by the touchdown.

He caught a 27-yard pass at Michigan, then had a season-high five catches for 62 yards at Penn State. Westerkamp had a season-long 19-yard punt return at Minnesota.

## 2012 (Redshirt)

Westerkamp redshirted in his first season in the program in 2012.

### Career Stats

Year	G/S	No.	Yds.	Y/R	Y/G	Long	TDs
2012							Redshirt
2013	13/1	20	283	14.1	23.6	49 vs. Northwestern	1
2014	13/9	44	747	17.0	57.5	70 at Fresno State	5
<b>Totals</b>	<b>26/10</b>	<b>64</b>	<b>1,030</b>	<b>16.1</b>	<b>39.6</b>	<b>70 at Fresno State</b>	<b>6</b>

Rushing: 1 carry, 7 yards, 0 TDs (all in 2013)

Punt Returns: 19 returns, 51 yards, 2.7 average, 0 TDs (all in 2013)

### Single-Game Highs

- » Receptions—9 at Michigan State (2014)
- » Receiving Yards—158 at Michigan State (2014)
- » Touchdowns—1 six times

## RETURNING STARTERS—DEFENSE



# JOSH BANDERAS #52

Junior | Linebacker | 6-2 | 235 | Two Letters  
Lincoln, Neb. | Southwest HS

- » Academic All-Big Ten (2014)
- » True Freshman All-America Team (247Sports, 2013)
- » Honorable-Mention Big Ten All-Freshman Team (BTN, 2013)
- » Two-Time Nebraska Scholar-Athlete Honor Roll (Fall, 2013; Fall, 2014)
- » Brook Berringer Citizenship Team (2014)
- » Tom Osborne Citizenship Team (2014)

Junior Josh Banderas will head into the 2015 season with an opportunity to establish himself as a regular starter for the Blackshirt defense. Banderas has shown his versatility throughout his first two seasons with the Huskers, working at multiple linebacker spots, but hopes to settle into the MIKE position this year.

The Lincoln native is one of three linebackers with extensive playing time at Nebraska, joining junior Michael Rose-Ivey and senior David Santos. However, Banderas is the only one of the three fully healthy for spring practice.

The 6-2, 235-pound Banderas capped his sophomore season with an impressive performance against USC in the Holiday Bowl. Off the field, Banderas earned academic All-Big Ten honors in 2014.

## 2014 (Sophomore)

Banderas played in 12 games with six starts, including five of the first six games and the Holiday Bowl against USC. He finished the year with 50 tackles, including 19 solo stops. He had at least four tackles in five games, highlighted by a career-high 14 tackles in the Holiday Bowl against USC. In addition to his play at linebacker, Banderas also saw action on coverage units, helping the Huskers feature one of the nation's top special teams units.

Banderas had four tackles in the season opener against Florida Atlantic and made 10 tackles and a tackle for loss against McNeese State. He had four tackles and a tackle for loss in a road win at Fresno State, then recorded five tackles against Miami. Banderas had four tackles at Northwestern, and made three tackles each against Michigan State and Rutgers.

## 2013 (Freshman)

Banderas saw action in every game as a true freshman in 2013, and made four starts. He earned three starts in non-conference play and was also in the starting lineup against Iowa. Banderas finished 2013 with 28 tackles, including 12 solo stops, with two sacks and three tackles for loss. Banderas had a career-high 11 tackles, a sack and two tackles for loss against UCLA.

### Career Stats

Year	G/S	Tackles					Sacks	Fum.			QB Hry.
		UT	AT	TT	TFL	C-R		BK	PBU	INT	
2013	13/4	12	16	28	3-9	2.0-8	0-0	0	1	0	1
2014	12/6	19	31	50	2-5	0.0-0	0-0	0	0	0	1
<b>Totals</b>	<b>25/10</b>	<b>31</b>	<b>47</b>	<b>78</b>	<b>5-14</b>	<b>2.0-8</b>	<b>0-0</b>	<b>0</b>	<b>1</b>	<b>0</b>	<b>2</b>

### Single-Game Highs

- » Tackles—14 vs. USC (2014 Holiday Bowl)
- » Tackles for Loss—2 vs. UCLA (2013)
- » Sacks—1.0 twice



**BYERSON  
COCKRELL** #28

Senior | Defensive Back | 6-0 | 185 | One Letter  
Columbus, Miss. | Columbus HS/East Mississippi CC

» Nebraska Scholar-Athlete Honor Roll (Spring, 2014)

Byerson Cockrell served an important role on the Nebraska defense in his first season in the program in 2014. The 6-0, 185-pound Cockrell was a regular in the secondary, primarily lining up as a nickel back. Cockrell has the ability to play either cornerback or safety and will get his first look at safety in Nebraska's new defensive scheme.

Cockrell came to Nebraska in January of 2014 from East Mississippi Community College and quickly worked his way into the playing rotation. His role grew during fall camp when NU lost a pair of expected starters for the season. Cockrell's play helped Nebraska rank among the nation's leaders in opponent pass completion percentage and pass efficiency defense.

**2014 (Junior)**

Cockrell played in all 13 games and made six starts. He started five games as NU's nickel back and earned a start at safety against Iowa in place of an injured Corey Cooper. Cockrell finished with 29 tackles, including 18 solo stops. He also had an interception and ranked second on the team with seven pass breakups.


Cockrell had five games with three or more tackles, including a season-high five tackles each against Minnesota and Iowa. He had his only interception of the season against Purdue in a contest when he also had a season-high two pass breakups. Cockrell opened the year with three tackles against Florida Atlantic, and had three tackles and a tackle for loss at Fresno State. He had a fumble recovery at Michigan State.

**Career Stats**

Year	G/S	-----Tackles-----				Sacks	Fum.			QB	
		UT	AT	TT	TFL		C-R	BK	PBU	INT	Hry.
2014	13/6	18	11	29	1-5	0.0-0	2-1	0	7	1	1

**Single-Game Highs**

- » Tackles—5 twice
- » Pass Breakups—2 vs. Purdue (2014)



**MALIEK  
COLLINS** #7

Junior | Defensive Tackle | 6-2 | 300 | Two Letters  
Kansas City, Mo. | Center HS

- » Second-Team All-Big Ten (Coaches)
- » Honorable-Mention All-Big Ten (Media)
- » Academic All-Big Ten (2014)
- » Nebraska Defensive co-MVP (2014)

Defensive tackle Maliek Collins emerged as a standout player for Nebraska during the 2014 season and is poised for the next step as a junior. The 6-2, 300-pound Collins is a powerful force in the middle of the Blackshirt defense and is primed to contend for conference and national honors in 2015.

Collins and fellow junior Vincent Valentine form one of the nation's top returning defensive tackle duos. Collins started every game in 2014 and led the Huskers in tackles for loss, while ranking second on the team in sacks and quarterback hurries.

Collins was at his best in the latter stages of the season, posting five or more tackles four times in the final six games. The Kansas City product earned second-team All-Big Ten honors from the conference coaches, while being an honorable-mention pick by the media. He was also named Nebraska's co-Defensive MVP in a vote of his teammates. Off the field, Collins was an academic All-Big Ten pick in 2014.

**2014 (Sophomore)**

Collins started every game and finished the year with 45 tackles, including 17 solo stops. Collins led the team with 14 tackles for loss, totaling 47 yards, with 12 of his 14 TFL coming in Big Ten play or the bowl game. His 4.5 sacks (33 yards) and 13 quarterback hurries both ranked second on the team behind Randy Gregory.

Collins was particularly dominant in the second half of the season. He had a career-high seven tackles against both Rutgers and Iowa. He also had three quarterback hurries each in back-to-back weeks against Rutgers and Purdue, and closed the year with five tackles, a sack and two tackles for loss against USC in the Holiday Bowl.

Collins produced back-to-back games with four tackles against Fresno State and Miami to close non-conference play. He added two tackles for loss and a pair of hurries against the Hurricanes. Collins had one tackle for loss each in the first three Big Ten games against Illinois, Michigan State and Northwestern.

After his career-high seven-tackle effort against Rutgers, Collins had five tackles, a nine-yard sack and three hurries against Purdue. He split a sack with Gregory at Wisconsin, before making three tackles against Minnesota. Collins had a sack and two tackles for loss in the regular-season finale at Iowa. He played one of his most complete games against USC, registering five tackles, a sack and two tackles for loss.

**2013 (Freshman)**

Collins played in 12 games with a start against Georgia. He had 12 tackles with all of his stops coming in either the first three games or the final four games.

Collins registered NU's first sack of the season for 10 yards against Southern Miss. He totaled three tackles in that contest. He added a tackle for loss against UCLA. Collins made eight tackles in the final four games, tying his season high with three tackles at Penn State, adding two each vs. Michigan State and Iowa, and then making one stop in the Gator Bowl.

**Career Stats**

Year	G/S	-----Tackles-----				Sacks	Fum.			QB	
		UT	AT	TT	TFL		C-R	BK	PBU	INT	Hry.
2013	12/1	6	6	12	2-10	1.0-10	1-0	0	0	0	0
2014	13/13	17	28	45	14-47	4.5-33	0-0	0	0	0	13
<b>Totals</b>	<b>25/14</b>	<b>23</b>	<b>34</b>	<b>57</b>	<b>16-57</b>	<b>5.5-43</b>	<b>1-0</b>	<b>0</b>	<b>0</b>	<b>0</b>	<b>13</b>

**Single-Game Highs**

- » Tackles—7 twice
- » Tackles for Loss—3 vs. Rutgers
- » Sacks—1.0 five times



# DANIEL DAVIE

## #23

Senior | Cornerback | 6-1 | 190 | Three Letters  
Beatrice, Neb. | Beatrice HS

Senior cornerback Daniel Davie will be called on to be a leader for the Blackshirt defense in the 2015 season. Davie emerged in 2014 as a reliable starter at cornerback, and he and safety Nate Gerry are Nebraska's most game-tested returning veterans in the secondary.

Davie secured a starting job last season with a strong performance in fall camp after coming off a 2013 knee injury. Davie went on to start every game and helped Nebraska run, among the national leaders in opponent completion percentage, pass efficiency defense and third-down defense. Davie's play helped Nebraska hold nine opponents to 50 percent or lower passing.

### 2014 (Junior)

Davie started all 13 games at cornerback and recorded 41 tackles, including 25 solo stops and six tackles for loss. He was second on the team with two interceptions and had five pass breakups. Davie had four games with five or more tackles, including a season-high eight against Purdue.

Davie made his first career start in the opener against FAU and made five solo stops. He had three tackles each in non-league wins over McNeese State, Fresno State and Miami, and had two tackles for loss against both Fresno State and Miami.

Davie snared a pair of interceptions in the Big Ten opener against Illinois, the first a diving pick in the end zone to stop an Illini drive in the first quarter. Davie had four solo stops at Northwestern, before adding a career-high two pass breakups to his career high tackle total against Purdue. Davie had five tackles and a tackle for loss against both Iowa and USC to close out the season.

### 2013 (Sophomore)

Davie played in the first 10 games, seeing action as a reserve cornerback and several of the Huskers' special teams units. Davie had an unassisted tackle at Purdue. He suffered a season-ending knee injury on kickoff coverage against Michigan State.

### 2012 (Redshirt Freshman)

Davie played in 13 games, primarily on special teams. He had seven tackles with six on special teams. Davie had a season-high two tackles and a breakup against Idaho State.

### 2011 (Redshirt)

Davie redshirted in his first season in 2011.

### Career Stats

Year	G/S	Tackles				TFL	Fum.			QB	
		UT	AT	TT	Sacks		C-R	BK	PBU	INT	Hry.
2011		Reshirt									
2012	13/0	3	4	7	0-0	0.0-0	0-0	0	1	0	0
2013	10/0	1	0	1	0-0	0.0-0	0-0	0	0	0	0
2014	13/13	25	16	41	6-8	0.0-0	0-0	0	5	2	0
<b>Totals</b>	<b>36/13</b>	<b>29</b>	<b>20</b>	<b>49</b>	<b>6-8</b>	<b>0.0-0</b>	<b>0-0</b>	<b>0</b>	<b>6</b>	<b>2</b>	<b>0</b>

### Single-Game Highs

- » Tackles—8 vs. Purdue (2014)
- » Tackles for Loss—2 at Fresno State (2014)
- » Pass Breakups—2 vs. Purdue (2014)
- » Interceptions—2 vs. Illinois (2014)



# NATE GERRY

## #25

Junior | Safety | 6-2 | 205 | Two Letters  
Sioux Falls, S.D. | Washington HS

- » Second-Team All-Big Ten (Media)
- » Honorable-Mention All-Big Ten (Coaches)
- » Big Ten Defensive Player of the Week (Iowa)
- » Nebraska Defensive co-MVP (2014)
- » Honorable-Mention Big Ten All-Freshman Team (BTN, 2013)

Safety Nate Gerry emerged as one of the top defensive backs in the Big Ten in 2014, and is primed to be a leader for the Nebraska defense this season. The 6-2, 205 Gerry will team with senior cornerback Daniel Davie to provide leadership in a deep Nebraska secondary. Gerry is a prototype safety with an excellent blend of coverage skills and ability to support the run.

Gerry started every game for the Huskers as a sophomore in 2014 and led the Huskers with five interceptions, all in Big Ten games. His interception total ranked second in the Big Ten and led the conference in league games only. Gerry was second for the Huskers in tackles and had at least seven tackles five times last season, including three games with double-figure tackle totals.

Gerry was named a second-team All-Big Ten defender by the conference's media panel, while receiving honorable-mention recognition from the coaches. He was also chosen as Nebraska's co-Defensive MVP as voted by his teammates.

### 2014 (Sophomore)

Gerry started all 13 games as a sophomore, teaming with Corey Cooper at the safety spot. Gerry was second on the team with 88 tackles, including 49 solo stops and seven tackles for loss. His five interceptions all came in Big Ten games, and he also caused two fumbles, had a fumble recovery and four pass breakups.

Gerry had a takeaway in six of eight Big Ten games, and also reached the end zone on an 85-yard return of a blocked field goal against Minnesota. He capped the regular season with a career-high 15 tackles and an interception at Iowa to earn Big Ten Defensive Player of the Week.

Gerry opened the year with four tackles, a tackle for loss and forced fumble against FAU. A week later he had a team-high 13 tackles, a pair of tackles for loss, a hurry and a breakup against McNeese State. Gerry had six tackles against Miami, then had five tackles and his first career interception against Illinois, returning the pick 54 yards to set up a score. He shared a sack and added two hurries against Illinois.

Gerry had seven tackles at Michigan State, then provided an interception in three straight games against Northwestern, Rutgers and Purdue. Gerry had nine tackles, including seven solo stops, at Wisconsin and also forced and recovered a fumble against the Badgers. Gerry had 11 tackles against Minnesota, in addition to the 85-yard touchdown on a blocked field goal. Gerry's fifth interception came at Iowa, ending a Hawkeye scoring threat in the first quarter. Ten of his 15 tackles were solo stops and he had a career-high three TFL.

Gerry closed the year with three tackles and a pass breakup against USC.

### 2013 (Freshman)

Gerry saw action in every game in 2013, while starting three contests. Recruited as a defensive back, Gerry played linebacker and also excelled on special teams. He earned starts in non-league play against Southern Miss, UCLA and South Dakota State. Gerry had 32 tackles, including 18 solo stops. He added two tackles for loss and a quarterback hurry.

Gerry made five tackles in the season opener against Wyoming, then had a season-high seven tackles against UCLA, when he produced his first career tackle for loss. He had four tackles each against Purdue and Minnesota, and had three stops vs. Southern Miss and South Dakota State. Gerry led the Huskers with seven tackles on special teams.

### Career Stats

Year	G/S	Tackles				TFL	Fum.			QB	
		UT	AT	TT	Sacks		C-R	BK	PBU	INT	Hry.
2013	13/3	18	14	32	2-3	0.0-0	0-0	0	0	0	1
2014	13/13	49	39	88	7-9	0.5-2	2-1	0	4	5	3
<b>Totals</b>	<b>26/16</b>	<b>67</b>	<b>53</b>	<b>120</b>	<b>9-12</b>	<b>0.5-2</b>	<b>2-1</b>	<b>0</b>	<b>4</b>	<b>5</b>	<b>4</b>

### Single-Game Highs

- » Tackles—15 at Iowa (2014)
- » Tackles for Loss—3 at Iowa (2014)
- » Pass Breakups—2 vs. Minnesota (2014)



# GREG McMULLEN #90

Junior | Defensive End | 6-3 | 280 | Two Letters  
Akron, Ohio | Hoban HS

- » Academic All-Big Ten (2013)
- » Four-Time Nebraska Scholar-Athlete Honor Roll

Greg McMullen is one of three junior defensive linemen with extensive starting experience for the Huskers, joining defensive tackles Maliek Collins and Vincent Valentine. The 6-3, 280-pound McMullen held down one defensive end spot last season and is a front-runner to once again lock down one side of the NU front four.

McMullen was in the starting lineup in every game, giving the Huskers a strong end opposite All-Big Ten performer Randy Gregory. McMullen has shown the ability to be an effective pass rusher, while also holding up well against the run.

The play of McMullen and his defensive line teammates helped the Nebraska defense rank among the nation's leaders in opponent pass completion percentage, third-down defense and pass efficiency defense in 2014.

### 2014 (Sophomore)

McMullen started all 13 games and had 47 total tackles, including 20 solo stops, while ranking third on the team with 4.0 sacks for 31 yards. He added nine tackles for loss, 10 quarterback hurries and broke up four passes at the line of scrimmage. McMullen had at least four tackles six times in 2014, including a season-high nine stops at Michigan State.

In his first career start against FAU, McMullen had four tackles, a four-yard sack and two tackles for loss. He also had three quarterback hurries and a pass breakup. A week later, McMullen had a career-high nine tackles, including a sack and two tackles for loss. He added an eight-yard sack at Fresno State a week later.

McMullen had a tackle for loss, a breakup and a career-high three hurries against Illinois and had four tackles and a six-yard TFL at Michigan State. In a home win over Purdue, McMullen had six tackles and a breakup and he had six tackles, including a 12-yard sack against Minnesota. He had four tackles in the regular-season finale at Iowa and split a sack in the Holiday Bowl against USC.

### 2013 (Redshirt Freshman)

McMullen played in 11 games and totaled 16 tackles, including nine solo stops. He recorded four tackles for loss, including a 10-yard sack at Purdue. McMullen had a season-high four tackles against Southern Miss, including a pair of tackles for loss, and a forced fumble. He also recorded two tackles each against Wyoming, Michigan and Michigan State, with a tackle for loss against the Spartans. McMullen had three quarterback hurries.

### 2012 (Redshirt)

McMullen redshirted in his first season at Nebraska.

### Career Stats

Year	G/S	Tackles					Sacks	Fum.			QB	
		UT	AT	TT	TFL	C-R		BK	PBU	INT	Hry.	
2012		Redshirt										
2013	11/0	9	7	16	4-15	1.0-10	1-0	0	0	0	2	
2014	13/13	20	27	47	9-42	4.0-31	0-0	0	4	0	10	
<b>Totals</b>	<b>24/13</b>	<b>29</b>	<b>34</b>	<b>63</b>	<b>13-57</b>	<b>5.0-41</b>	<b>1-0</b>	<b>0</b>	<b>4</b>	<b>0</b>	<b>12</b>	

### Single-Game Highs

- » Tackles—9 vs. McNeese State (2014)
- » Tackles for Loss—2 three times
- » Sacks—1.0 five times



# DAVID SANTOS #41

Senior | Linebacker | 6-0 | 225 | Three Letters  
Spring, Texas | Klein Collins HS

- » Big Ten All-Freshman Team (BTN, 2012)
- » Big Ten co-Freshman of the Week (vs. Michigan, 2012)

Senior David Santos is one of the Huskers' most experienced defenders heading into the 2015 campaign. The 6-0, 225-pound Santos has played a significant role at linebacker for Nebraska each of the past three seasons and has the versatility to play multiple linebacker spots. The Texas native could play a key role for Nebraska's new coaching staff this fall, but will miss spring ball while recovering from offseason knee surgery.

Santos has shown the ability to hold up against the run, while also effectively dropping into pass coverage. Santos ranked among Nebraska's top tacklers last season, despite being slowed for the final two months of the season by a knee injury that ultimately kept him out of the bowl game. Santos' play helped the Nebraska defense rank among the nation's best in opponent completion percentage, third-down defense and pass efficiency defense.

### 2014 (Junior)

Santos played in 10 games with eight starts. He was injured against Miami and missed subsequent games with Illinois and Michigan State before returning to action. He also sat out the bowl game against USC. Despite his limited action, Santos was tied for sixth on the team with 50 tackles, including 21 solo stops. He had three tackles for loss and made a key interception against Miami.

Santos opened the year with six tackles in each of the first two games, including a tackle for loss against Florida Atlantic. Santos had a season-high 10 tackles against Miami and had a first-half interception to stop a Hurricane scoring threat. Santos returned to the starting lineup against Rutgers and made five tackles. Santos had nine tackles and a quarterback hurry against Minnesota, then added five tackles and a tackle for loss in the regular-season finale against Iowa.

### 2013 (Sophomore)

Santos played in all 13 games with 10 starts. Santos started four games early in the year at middle linebacker, before settling in on the outside later in the season. He was second on the team with 87 tackles, including 48 solo stops, seven tackles for loss and two sacks. Santos made at least eight tackles in five games, including double-figure tackle efforts against Wyoming and Minnesota.

He opened the year with 12 tackles against Wyoming. Santos had six tackles, including his first career sack, against South Dakota State. Santos has nine tackles from his spot in the middle against Illinois and led the team with five tackles at Purdue. Santos led the Huskers with a career-high 13 tackles at Minnesota, including seven solo stops. Against Northwestern, Santos had six tackles, a tackle for loss, and added his first career breakup.

Santos started at WILL linebacker at Michigan and made five tackles, including a pair of tackles for loss. He made eight tackles and two tackles for loss against Michigan State, then led NU with nine tackles and a sack at Penn State. Santos capped the year with six tackles in the Gator Bowl win over Georgia.

### 2012 (Redshirt Freshman)

Santos played in 13 games with a start against Michigan. He made 24 tackles, including 11 solo stops and three tackles for loss. Santos had a season-high 10 tackles and a tackle for loss against Michigan, and earned Big Ten Freshman-of-the-Week honors for his effort. He made four tackles and a TFL against Penn State and forced a fumble to prevent a Nittany Lion touchdown in the fourth quarter. Santos made three tackles each against Arkansas State and Northwestern.

### 2011 (Redshirt)

Santos sat out as a redshirt in his first season in 2011.

### Career Stats

Year	G/S	Tackles					Sacks	Fum.			QB	
		UT	AT	TT	TFL	C-R		BK	PBU	INT	Hry.	
2011		Redshirt										
2012	13/1	11	13	24	3-4	0.0-0	1-0	0	0	0	0	
2013	13/10	48	39	87	7-16	2.0-9	0-0	0	2	0	2	
2014	10/8	21	29	50	3-3	0.0-0	0-0	0	0	1	1	
<b>Totals</b>	<b>36/19</b>	<b>80</b>	<b>81</b>	<b>161</b>	<b>13-23</b>	<b>2.0-9</b>	<b>1-0</b>	<b>0</b>	<b>2</b>	<b>1</b>	<b>3</b>	

### Single-Game Highs

- » Tackles—13 at Minnesota (2013)
- » Solo Tackles—7 at Minnesota (2013)
- » Tackles for Loss—2 twice (at Michigan, vs. Michigan State in 2013)
- » Sacks—1.0 twice (vs. South Dakota State, at Penn State in 2013)



# VINCENT VALENTINE #98

Junior | Defensive Tackle | 6-3 | 320 | Two Letters  
Edwardsville, Ill. | Edwardsville HS

- » Honorable-Mention Big Ten All-Freshman Team (BTN, 2013)
- » Nebraska Scholar-Athlete Honor Roll (Spring 2013)

Vincent Valentine returns for his junior season to form half of one of the nation's top defensive tackle tandems. The 6-3, 320-pound Valentine is expected to team with Maliek Collins to provide the foundation of the 2015 Blackshirt defense.

Valentine has exhibited the ability clog the middle of the line against the run, while also flashing the athleticism to rush opposing passers. Despite being slowed by an arm injury midway through the Big Ten season, Valentine started 11 games in 2014 and was a disruptive force. The play of Valentine and the defensive line helped Nebraska rank among the nation's best defenses in pass efficiency defense, third-down defense and opponent completion percentage.

### 2014 (Sophomore)

Valentine played in all 13 games with 11 starts, and totaled 45 tackles, including seven tackles for loss and three sacks. He forced a fumble and added two quarterback hurries and two break-ups. Valentine made at least four tackles six times in 2014.

Valentine combined for five tackles in wins over Florida Atlantic and McNeese State to open the season. He recorded career highs at Fresno State with two sacks for 12 yards in losses and three tackles for loss. He set a career-high with six total tackles against Miami, including four solo stops.

Valentine had five tackles at Michigan State and had a hand in two Nebraska takeaways. He notched a pass breakup that resulted in a Randy Gregory interception on the game's opening drive and later forced a fumble that was recovered by Byerson Cockrell. Valentine had three tackles at Northwestern before leaving with an arm injury, which limited him against Rutgers.

Valentine had three tackles and a breakup against Purdue and had four stops against Minnesota. He finished the season by tying his career high with six tackles against both Iowa and USC. Against the Hawkeyes, he had a 10-yard sack and two tackles for loss, then made his seventh tackle for loss of the season in the bowl game.

### 2013 (Redshirt Freshman)

Valentine played in all 13 games with six starts, including the first four games and the final two contests of the regular season. He finished with 21 tackles, including 11 solo stops, five tackles for loss and a sack.

He opened the year with four tackles against Wyoming and then excelled in the final two games of the regular season. Valentine had eight tackles combined against Penn State and Iowa, including a season-high five stops against the Hawkeyes. He also had three of his five tackles for loss in the last two games. He had two TFLs against Iowa, including an eight-yard sack.

### 2012 (Redshirt)

Valentine redshirted in his first season in the program in 2012.

### Career Stats

Year	G/S	-----Tackles-----				Sacks	Fum.			QB Hry.
		UT	AT	TT	TFL		C-R	BK	PBU	
2012		Redshirt								
2013	13/6	12	9	21	5-14	1.0-8	0-0	0	0	0
2014	13/11	20	25	45	7-28	3.0-22	1-0	0	2	0
<b>Totals</b>	<b>26/17</b>	<b>32</b>	<b>34</b>	<b>66</b>	<b>12-42</b>	<b>4.0-30</b>	<b>1-0</b>	<b>0</b>	<b>2</b>	<b>0</b>

### Single-Game Highs

- » Tackles—6 vs. Miami, at Iowa, vs. USC (2014)
- » Tackles for Loss—3 at Fresno State (2014)
- » Sacks—2.0 at Fresno State (2014)

# RETURNING STARTERS—SPECIALISTS



# DREW BROWN #34

Sophomore | Place-Kicker | 5-11 | 180 | One Letter  
Southlake, Texas | Southlake Carroll HS

- » Nebraska Scholar-Athlete Honor Roll (Fall 2014)

Drew Brown continued a family tradition of outstanding kicking at Nebraska with a solid season as a true freshman in 2014. The Dallas area product took control of the starting place-kicking chores from the outset of the season and went on to rank among the Big Ten leaders in scoring.

Drew Brown is the younger brother of former Husker kicker Kris Brown, who ranks as the second-leading scorer in Nebraska history, and played more than a decade in the National Football League. The younger Brown set a Nebraska freshman scoring record with 101 points, breaking the previous record held by his older brother.

Brown is part of a strong group of returning specialists including starting punter Sam Foltz and kicker Mauro Bondi who has handled NU's kickoff duties.

### 2014 (Freshman)

Brown handled place-kicking duties throughout the year and connected on 14-of-21 field goals, and was perfect on 59 PAT attempts. The 59 extra points were the third-most in school history without a miss. Brown's 7.8 points per game ranked seventh in the Big Ten and fourth among kickers. Brown had three games with two field goals. Brown also handled kickoff duties for part of the season, booting 14 touchbacks.

Brown made a 44-yard field goal in his NU debut against Florida Atlantic and made six PATs. He connected on 2-of-3 field goals at Fresno State and also made a season-high seven PATs. He also made a pair of field goals (19 and 39 yards) against Miami and had three touchbacks.

Brown had a season-high seven touchbacks against Illinois and also made a 29-yard field goal in the game. Brown made at least one field goal in each of the final four games. He connected on a 20-yarder at Iowa with eight seconds remaining to send the game to overtime. In the Holiday Bowl he made field goals of 34 and 24 yards.

### Place-Kicking

Year	G/S	PAT	FG	Pct.	TP	PPG	0-19	20-29	30-39	40-49	50+ Lg
2014	13/13	59/59	14/21	66.7	101	7.8	1-1	4-5	7-8	2-6	0-1 44

### Single-Game Highs

- » Field Goals—2, at Fresno State, vs. Miami, vs. USC (2014)
- » Long Field Goal—44 yards vs. Florida Atlantic (2014)
- » PATs—7 at Fresno State (2014)



# SAM FOLTZ #27

Junior | Punter | 6-1 | 200 | Two Letters  
Grand Island, Neb. | Grand Island HS

- » Honorable-Mention All-Big Ten (Coaches)
- » Big Ten Special Teams Player of the Week (vs. McNeese State, 2014)
- » Big Ten All-Freshman Team (BTN, 2013)
- » Nebraska Scholar-Athlete Honor Roll (Spring 2013, Fall 2014)

Sam Foltz has proven to be one of the Big Ten's best punters over the past two seasons, and will continue to strive for better consistency this season. The 6-1, 200-pound Foltz boasts a strong leg and has excellent athleticism, allowing him to be used in rugby-style punting formations at times.

Foltz ranked fifth in the Big Ten in punting average last season, while helping Nebraska to a No. 4 net punting ranking in the conference. Foltz also improved his directional punting and had 26 punts downed inside the opponent's 20-yard line. Foltz was honored for his work, being named an honorable-mention All-Big Ten pick by the conference coaches. He could contend for bigger honors in 2015. Foltz also handled the Huskers' holding duties, helping freshman Drew Brown to a perfect PAT season.

### 2014 (Sophomore)

Foltz averaged 42.2 yards per punt to rank fifth in the Big Ten. His punting helped Nebraska to a 37.3-yard net punting average and a starting field position advantage in 11 of 13 games. Foltz had 18 punts that traveled at least 50 yards, and opponents returned just 16 punts for a total of 143 yards.

Foltz was named Big Ten Special Teams Player of the Week after his performance against McNeese State, when he averaged 51.2 yards per punt and trapped the Cowboys inside

thei 20-yard line four times. He averaged 47.4 yards per punt against Fresno State. Against Northwestern, all five of Foltz's punts pinned the Wildcats inside the own 20-yard line. Foltz stood out against Purdue, averaging 43.2 yards per punt, with three punts of more than 50 yards. He pinned the Boilermakes inside their own 20 three times, and inside the 10 twice.

Foltz ran 14 yards for a first down on a fake punt at Wisconsin, and also had a career-long 70-yard punt in the fourth quarter. Foltz averaged 44.7 yards per punt in the Holiday Bowl, including an NU bowl-record 64-yard punt. He also downed four punts inside the USC 20.

**2013 (Redshirt Freshman)**

Foltz started all 13 games and averaged 41.6 yards per punt, with 16 punts of at least 50 yards. He downed 22 punt inside the opposition's 20-yard line. Foltz's punting also helped Nebraska's punt coverage unit which allowed an average of just 8.1 yards on 15 punt returns. Foltz pinned Penn State inside its own 20 four times, while pinning three punts inside the 20 against both Purdue and Northwestern. Foltz had a season-long 64-yard punt at Michigan.

**2012 (Redshirt)**

Foltz redshirted in his first season in the program in 2012. He was also a receiver when he joined the program, but quickly focused on punting.

**Career Stats**

Year	G/S	No.	Yds.	Avg.	Long	TB	FC	I20	Blk.
2012									Redshirt
2013	13/13	71	2,954	41.6	64	7	16	22	0
2014	13/13	63	2,659	42.2	70	5	20	26	0
<b>Totals</b>	<b>26/26</b>	<b>134</b>	<b>5,613</b>	<b>41.9</b>	<b>70</b>	<b>112</b>	<b>36</b>	<b>48</b>	<b>0</b>



**CHRISTIAN BAILEY**

Sophomore | Wide Receiver | 5-11 | 205 | One Letter  
San Clemente, Calif. | San Clemente HS

» Two-Time Nebraska Scholar-Athlete Honor Roll

Sophomore receiver Christian Bailey will look to increase his role for the Huskers in 2015. The 5-11, 205-pound Bailey provided depth for the Huskers last season and saw limited action as a reserve. Bailey made the most of his only catch, grabbing a touchdown in his home state against Fresno State.

A walk-on, Bailey came to Nebraska from San Clemente High School in California.

**2014 (Redshirt Freshman)**

Bailey played in four games as a reserve receiver and on special teams. He caught a 10-yard touchdown pass at Fresno State for his only reception of the season.

**2013 (Redshirt)**

A walk-on, Bailey redshirted in his first season in the program.

**Career Stats**

- » Games Played: 4 in 2014
- » Receptions: 1-10 in 2014 (10-yard TD reception at Fresno State)



**SAM BURTCH**

Senior | Wide Receiver | 6-3 | 200 | Two Letters  
Murdock, Neb. | Elmwood-Murdock HS

**#9**

- » Academic All-Big Ten (2012, 2013)
- » Six-Time Nebraska Scholar-Athlete Honor Roll
- » Walk-on of the Year (2013)
- » Brook Berringer Citizenship Team (2014)
- » Tom Osborne Citizenship Team (2014)
- » Nebraska Student-Athlete HERO Leadership Award (2014)

Sam Burtch was a breakout player in the Nebraska offense in 2013, and was poised for a big role in the NU receiver corps last fall. However, a pair of injuries kept Burtch off the field in 2014, and he now returns for his senior season hopeful of making an impact on the Husker offense.

Burtch was held out early in the season with a concussion, then following his return, he suffered a season-ending knee injury in practice. Burtch should be at full strength for summer conditioning and the start of fall practice. At 6-3 and 200 pounds, Burtch provides a big target in the Husker passing game. Burtch is also a standout off the field, twice earning academic All-Big Ten honors.

**2014 (Junior)**

Burtch missed the year with injuries, first a concussion then a season-ending knee injury.

**2013 (Sophomore)**

Burtch played in all 13 games and made starts against Michigan State and Penn State. He finished with 12 receptions for 147 yards and three touchdowns. He was at his best late in the season, making 10 of his 12 catches in the final six games.

Burtch's first two catches resulted in touchdowns, a 26-yarder from Taylor Martinez against Southern Miss and a 16-yard catch from Ron Kellogg vs. South Dakota State. Burtch caught three passes for 20 yards against Northwestern, including two on the final drive to help set up NU's Hail Mary. He caught five passes for 86 yards, including a career-long 32-yard touchdown, against Michigan State. Burtch added two catches at Penn State.

**2012 (Redshirt Freshman)**

Burtch played in four games as a reserve receiver, appearing in Nebraska's wins over Southern Miss, Arkansas State, Idaho State and Minnesota. He did not have a reception.

**2011 (Redshirt)**

Burtch walked on and redshirted in his first season in 2011.

**OTHER OFFENSIVE RETURNING LETTERWINNERS**



**TAARIQ ALLEN**

**#7**

Senior | Wide Receiver | 6-3 | 200 | Three Letters  
Weston, Mass. | The Rivers School

- » Academic All-Big Ten (2012, 2013)
- » Four-Time Nebraska Scholar-Athlete Honor Roll
- » Pat Clare Award (2013)

Senior receiver Taariq Allen will look to battle for playing time at receiver in 2015, while also providing veteran leadership at the position. The 6-3, 200-pound Allen provides a tall target in the passing game and has seen regular action in the NU receiving rotation last season.

In addition to his role at receiver, Allen has been a contributor on special teams throughout his Husker career. Allen is a two-time academic All-Big Ten selection.

**2014 (Junior)**

Allen played in all 13 games and finished with eight catches for 73 yards. He caught a 34-yard touchdown pass in the third quarter at Iowa to kickstart the Huskers' rally from a 17-point deficit. Allen had a season-high three catches against McNeese State and Michigan State and added a single reception against Florida Atlantic.

**2013 (Sophomore)**

Allen played in 10 games, including all eight Big Ten Conference games. In addition to providing depth at receiver, Allen also saw action on special teams. He had three catches for 22 yards, all coming against Michigan State.

**2012 (Redshirt Freshman)**

Allen played in the first eight games, before a knee injury on kickoff coverage against Michigan ended his season. He caught two passes for 11 yards at Northwestern, highlighted by an eight-yard touchdown reception in the fourth quarter. The TD catch pulled Nebraska within five points as the Huskers rallied from a 12-point deficit to win.

**2011 (Redshirt)**

Allen redshirted in his first season in 2011.

**Career Stats**

Year	G/S	No.	Yds.	Y/R	Y/G	Long	TDs
2011							
2012	8/0	2	11	5.5	1.4	8 at Northwestern	1
2013	10/0	3	22	7.3	2.2	8 vs. Michigan State	0
2014	13/0	8	73	9.1	6.1	34 at Iowa	1
<b>Totals</b>	<b>31/0</b>	<b>13</b>	<b>106</b>	<b>8.2</b>	<b>3.4</b>	<b>34 at Iowa</b>	<b>2</b>

Career Stats

Year	G/S	No.	Yds.	Y/R	Y/G	Long	TDs	
2011		Redshirt						
2012	4/0	0	0	0.0	0	none	0	
2013	13/2	12	147	12.2	11.3	32 vs. Michigan State	3	
2014	Injured—Did Not Play							
<b>Totals</b>	<b>17/2</b>	<b>12</b>	<b>147</b>	<b>12.2</b>	<b>8.6</b>	<b>32 vs. Michigan State</b>	<b>3</b>	

Single-Game Highs

- » Receptions—5 vs. Michigan State (2013)
- » Receiving Yards—83 vs. Michigan State (2013)
- » Touchdowns—1 vs. Southern Miss, South Dakota State, Michigan State (2013)



SAM COTTON

#84

Junior | Tight End | 6-4 | 250 | Two Letters  
Lincoln, Neb. | Southeast HS

- » Academic All-Big Ten (2013, 2014)
- » Three-Time Nebraska Scholar-Athlete Honor Roll
- » Brook Berringer Citizenship Team (2014)
- » Tom Osborne Citizenship Team (2014)

Tight end Sam Cotton has seen extensive action each of the past two seasons and will have the opportunity to play a more significant role for the NU offense in Coach Mike Riley's first season as head coach. The 6-4, 250-pound Cotton gives the Huskers a big receiving target, while also having the ability to be an effective blocker.

Cotton is one of three junior tight ends who have seen extensive playing time the past two seasons, joining Cethan Carter and fellow Lincoln Southeast product Trey Foster. Cotton has distinguished himself off the field, earning academic All-Big Ten honors the past two seasons. Cotton is the youngest of three brothers to play for Nebraska, joining older brothers Ben and Jake who have completed their NU eligibility.

2014 (Sophomore)

Cotton played in all 13 games and made starts against Michigan State, Northwestern, Purdue and Minnesota. Cotton had three receptions for 41 yards, with two of his catches resulting in touchdowns.

Cotton had a 10-yard catch in the opener against Florida Atlantic, then had a 23-yard touchdown grab at Fresno State. He added his second touchdown of the season on an eight-yard catch in the third quarter against Rutgers.

2013 (Redshirt Freshman)


Cotton played in 10 games in 2013, including a start against Purdue. He caught three passes for 22 yards, with a three-yard touchdown catch at Minnesota. He had a season-long 17-yard catch against Illinois and also had a reception at Purdue.

2012 (Redshirt)

Cotton sat out his first season in the program as a redshirt.

Career Stats

- » Games Played: 23 (10 in 2013, 13 in 2014)
- » Games Started: 5 (1 in 2013, 4 in 2013)
- » Receptions: 6 catches (3 in 2013, TD at Minnesota; 3 in 2014, 2 TD)
- » Receiving Yards: 63 yards (22 yards in 2013; 41 yards in 2014)



IMANI CROSS

Senior | I-Back | 6-1 | 240 | Three Letters  
Gainesville, Ga. | North Hill HS

- » Academic All-Big Ten (2013)
- » Nebraska Scholar-Athlete Honor Roll (Fall, 2012)
- » Big Ten Freshman of the Week (vs. Idaho State, 2012)
- » Brook Berringer Citizenship Team (2013, 2014)
- » Tom Osborne Citizenship Team (2014)
- » Nebraska Student-Athlete HERO Leadership Award (2013)

Senior I-back Imani Cross has provided a powerful reserve option behind Ameer Abdullah each of the past three seasons. This season, Cross will look to gain a bigger role in the offense following Abdullah's departure. Cross is the most experienced of four I-backs who figure to battle for the starting role, beginning this spring.

The 6-1, 240-pound Cross has played in 39 career games and eclipsed 1,000 career rushing yards, while reaching the end zone 22 times, averaging a touchdown on better than one of 10 carries in his career. Cross has been most utilized in short-yardage situations, but has shown the ability to become an every-down back in the NU offense.

2014 (Junior)

Cross played in all 12 regular-season games before missing the bowl game with a knee injury. Cross had 75 carries for 384 yards and five rushing touchdowns. Cross topped 30 rushing yards five times during the season, including a career-high 109 rushing yards on 22 carries against Illinois. Cross also saw extensive action against Purdue, carrying the ball 20 times and scoring two touchdowns following an injury to Abdullah.

Cross had a 25-yard run against Florida Atlantic and scored the first of his five touchdowns. He had a career-long 62-yard touchdown run at Fresno State and finished the night with 69 rushing yards. Cross had a four-yard TD run as part of his career-high rushing effort against Illinois.

Cross posted the sixth multiple TD game of his career against Purdue with TD runs of two and one yard. He had six carries for 31 yards against Minnesota.

2013 (Sophomore)

Cross finished as NU's second-leading rusher, with 85 carries for 447 yards and 10 touchdowns. Cross had 10 or more carries in four games and rushed for at least 50 yards five times, including a career-high 105 yards in the season opener against Wyoming. Cross reached the end zone twice against the Cowboys, including a one-yard touchdown and a 31-yard TD scamper in the third quarter.

Cross scored his 10th career touchdown from a yard out against Southern Miss. Against South Dakota State, he posted his second two-TD game of the year and rushed for 60 yards on 10 carries. Cross carried 15 times for 76 yards and a touchdown against Illinois. He then carried a career-high 16 times for 56 yards and two touchdowns at Purdue, giving him three straight games with 50 or more rushing yards. Against Michigan State, Cross had a season-long 51-yard touchdown run in the third quarter.

2012 (Freshman)

Cross played in all 14 games as a true freshman and was one of four I-backs to top 300 rushing yards and average better than 5.0 yards per carry. He finished with 55 carries for 324 yards, and carried the ball at least seven times in five games. Cross was third on the team in rushing touchdowns with seven, including five in Big Ten play.

Cross rushed 11 times for 62 yards in his debut against Southern Miss. Against Arkansas State, Cross scored his first career touchdown on a two-yard run in the fourth quarter. He finished with 66 yards against the Red Wolves, including a season-long 44-yard run. Cross had his first 100-yard day with 100 yards on 12 carries vs. Idaho State.

Against Penn State, Cross rushed for 22 yards and two third-quarter touchdowns, assisting a Nebraska comeback. He added a pair of touchdowns a week later against Minnesota, and had a 26-yard touchdown run in the fourth quarter of the Big Ten title game.

Career Stats

Year	G/S	Att.	Gain	Loss	Net	Y/A	Y/G	Long	TDs
2012	14/0	55	329	5	324	5.9	24.9	44 vs. Arkansas St.	7
2013	13/0	85	458	11	447	5.3	34.4	51 vs. Michigan St.	10
2014	12/0	75	397	13	384	5.1	32.0	62 at Fresno St.	5
<b>Totals</b>	<b>39/0</b>	<b>215</b>	<b>1,184</b>	<b>29</b>	<b>1,155</b>	<b>5.4</b>	<b>29.6</b>	<b>62 at Fresno St.</b>	<b>22</b>

Single-Game Highs

- » Rushes—20 vs. Purdue (2014)
- » Rushing Yards—109 vs. Illinois (2014)
- » Rushing Touchdowns—2 seven times



# MATT FINNIN

## #59

Senior | Offensive Line | 6-7 | 305 | Two Letters  
Crete, Ill. | Crete Monee HS/College of DuPage

Matt Finnin has provided depth at offensive tackle the past two seasons, but is hopeful of competing for a more prominent role in 2015. The 6-7, 305-pound Finnin is one of four senior tackles with game experience who will have the opportunity to earn playing time this fall.

Finnin joined the Husker program for the 2013 season after spending the 2012 season at the College of DuPage.

### 2014 (Junior)

Finnin played in eight games, providing depth at offensive tackle. The majority of his action came late in games, however he saw significant snaps at right tackle against Iowa and USC with regular starter Zach Sterup sidelined by injury. His play against the Hawkeyes helped Nebraska tie for the largest road comeback in school history, while Nebraska gained more than 500 yards against USC.

### 2013 (Sophomore)

Finnin was a reserve tackle and saw action in Husker victories over Southern Miss, South Dakota State, Illinois and Purdue.

### Career Stats

» Games Played: 12 (4 in 2013, 8 in 2014)



# TREY FOSTER

## #42

Junior | Tight End | 6-0 | 245 | Two Letters  
Lincoln, Neb. | Southeast HS

- » Two-Time Nebraska Scholar-Athlete Honor Roll
- » Brook Berringer Citizenship Team (2013)
- » Nebraska Student-Athlete HERO Leadership Award (2013)

Tight end Trey Foster continued to provide Nebraska with a powerful blocking presence in running situations during the 2014 season. With a greater emphasis on the tight end in Coach Mike Riley's offense, Foster is poised to push for additional action this season.

The Lincoln native joins fellow juniors Sam Cotton and Cethan Carter as tight ends with significant playing experience. A walk-on, Foster is joined on the NU roster by his younger brother, Jerald, a redshirt freshman offensive guard.

### 2014 (Sophomore)

Foster saw action in eight games at tight end with a start against Northwestern. He had a six-yard reception against the Wildcats.

### 2013 (Redshirt Freshman)

Foster played in six games in 2013, primarily in short-yardage situations. He had one catch for nine yards at Purdue.

### 2012 (Redshirt)

Foster redshirted in his first season in the program in 2012.

### Career Stats

- » Games Played: 14 (6 in 2013; 8 in 2014)
- » Games Started: 1 (1 in 2014)
- » Receptions: 2 for 15 yards (1 for 9 yards in 2013; 1 for 6 yards in 2014)



# RYKER FYFE

## #17

Junior | Quarterback | 6-2 | 210 | One Letter  
Grand Island, Neb. | Grand Island HS

- » Nebraska Scholar-Athlete Honor Roll (Fall, 2012)
- » Brook Berringer Citizenship Team (2013)
- » Nebraska Student-Athlete HERO Leadership Award (2013)

Junior quarterback Ryker Fyfe served as the top backup to Tommy Armstrong Jr. in the 2014 season. The 6-2, 210-pound Fyfe played in seven games, and this spring he will try to push for more extensive playing time at quarterback.

The Grand Island, Neb., native has added more than 30 pounds of muscle during his time in the program. Fyfe showed his ability to handle the Husker offense in his limited work, and has a strong arm and the mobility to be a running threat.

### 2014 (Sophomore)

Fyfe saw most of his action late in games, but did see snaps at Michigan State and Iowa when Armstrong was temporarily sidelined. Fyfe rushed for 47 yards on seven carries, while completing 4-of-10 passes for 40 yards and a touchdown.

Fyfe rushed four times for a season-high 29 yards against Florida Atlantic. Against Fresno State, he completed 2-of-3 passes for 22 yards, including a 10-yard touchdown pass to Christian Bailey. Fyfe was 1-of-2 passing at Michigan State and led NU to a touchdown.

### 2013 (Redshirt Freshman)

Fyfe saw action in NU's win over South Dakota State, completing his only pass attempt for five yards and running for three yards.

### 2012 (Redshirt)

Fyfe redshirted in 2012 and worked on the NU scout team.

### Career Stats

#### Passing

Year	G/GS	Comp-Att-Int	Pct.	Yds.	Y/G	LP	TD	Eff.R.
2012		Redshirt						
2013	1/0	1-1-0	100.0	5	5.0	5	0	140.03
2014	7/0	4-10-0	40.0	40	5.7	12	1	106.60
<b>Totals</b>	<b>8/0</b>	<b>5-11-0</b>	<b>45.5</b>	<b>45</b>	<b>5.6</b>	<b>17</b>	<b>1</b>	<b>109.82</b>

#### Rushing

Year	G/S	Att.	Gain	Loss	Net	Y/A	Y/G	Long	TDs
2012		Redshirt							
2013	1/0	1	3	0	3	3.0	3.0	3 vs. South Dakota St.	0
2014	7/0	7	52	5	47	6.7	6.7	15 vs. Florida Atlantic	0
<b>Totals</b>	<b>8/0</b>	<b>8</b>	<b>55</b>	<b>5</b>	<b>50</b>	<b>6.3</b>	<b>6.3</b>	<b>15 vs. Florida Atlantic</b>	<b>0</b>



# KEVIN GLADNEY

## #81

Sophomore | Wide Receiver | 6-1 | 190 | One Letter  
Akron, Ohio | Firestone Senior HS

- » Two-Time Scholar-Athlete Honor Roll
- » Academic All-Big Ten (2014)

Receiver Kevin Gladney got his first taste of playing time for Nebraska last season, primarily seeing action on special teams. He also added depth in the NU receiving corps and will look to push for playing time at wideout in 2015. Gladney was one of 21 Huskers who earned academic All-Big Ten honors in 2014.

### 2014 (Redshirt Freshman)

Gladney played in seven games, including the first six games of the year and the regular-season finale at Iowa. He worked on coverage units and also saw limited work at receiver. Gladney did not have a reception or a tackle.

### 2013 (Redshirt)

Gladney redshirted in his first season in 2013.

### Career Stats

- » Games Played: 7 in 2014



**ZACH HANNON #72****Sophomore | Offensive Line | 6-5 | 305 | One Letter**  
Kansas City, Mo. | Rockhurst HS

» Two-Time Nebraska Scholar-Athlete Honor Roll

Sophomore Zach Hannon will look to contend for playing time on the offensive line during the 2015 season. The 6-3, 305-pound Hannon has the ability to play both guard and center, positions where Nebraska is replacing its starters from the 2014 campaign.

Hannon saw the majority of his action on special teams last season, working as a protector on NU's punting unit.

**2014 (Redshirt Freshman)**

Hannon played in all 13 games, working as a shield blocker on NU's punting unit. The blocking helped Sam Foltz rank fifth in the Big Ten in punting, while NU was also fourth in the league in net punting. Hannon also added depth on the line.

**2013 (Redshirt)**

Hannon redshirted in his first season in 2013.

**Career Stats**

» Games Played: 13 in 2014

**LANE HOVEY #13****Junior | Wide Receiver | 6-4 | 205 | One Letter**  
Adel, Iowa | Adel-Desoto-Minburn HS

- » Academic All-Big Ten (2014)
- » Five-Time Nebraska Scholar-Athlete Honor Roll
- » Brook Berringer Citizenship Team (2014)
- » Tom Osborne Citizenship Team (2014)

Receiver Lane Hovey earned significant playing time for Nebraska during the 2014 season and hopes to contend for an expanded role as a junior. The 6-4, 205-pound Hovey is a walk-on who provides a big receiving target in the passing game.

In addition to his work at receiver, Hovey also saw action on special teams. He is one of the most successful Huskers off the field, earning academic All-Big Ten honors. Hovey was one of three football student-athletes in the conference to be named to the team with a perfect 4.0 grade-point average.

**2014 (Sophomore)**

Hovey played in every game and finished with five receptions for 69 yards. He made his biggest contribution with three catches for 48 yards at Fresno State, including a career-long 29-yard catch. Hovey had an eight-yard catch at Michigan State and made a 13-yard grab in the fourth quarter against Minnesota.

**2013 (Redshirt Freshman)**

Hovey added depth at receiver and played against South Dakota State and Southern Miss, but did not have a reception.

**2012 (Redshirt)**

He redshirted in his first season in 2012.

**Career Stats**

- » Games Played: 15 (2 in 2013; 13 in 2014)
- » Receiving: 5 catches for 69 yards (all in 2014)

**ANDY JANOVICH #35****Senior | Fullback | 6-1 | 230 | Three Letters**  
Gretna, Neb. | Gretna HS

» Nebraska Scholar-Athlete Honor Roll (Spring 2013)

Andy Janovich moves into his senior season in the Nebraska program with three years of playing experience at the fullback position. The 6-1, 230-pound Janovich has provided a physical blocking presence for the Huskers the past three years, but could be utilized more in Coach Mike Riley's Husker offense.

Janovich is one of the Huskers' leaders in the weight room and one of the strongest players on the roster. Originally a walk-on, Janovich earned a scholarship before the start of his sophomore season in 2013.

**2014 (Junior)**

Janovich played in all 13 games and started the final two games against Iowa and USC. Janovich played in the opener despite undergoing minor knee surgery during fall camp. Janovich's blocking helped Ameer Abdullah to his third straight 1,000-yard rushing season. Janovich caught his only pass of the season with a 16-yard catch at Michigan State.

**2013 (Sophomore)**


Janovich played in all 13 games and alternated time at fullback with Zimmerer. Janovich did not have a carry on the season.

**2012 (Freshman)**

Janovich did not play in the first three games, but became a regular contributor in the final 11 games. He started against Idaho State and Ohio State and finished with three carries for six yards, all against Idaho State. He also caught two passes for 13 yards, with one reception each against Idaho State and Ohio State.

**Career Stats**

- » Games Played— 37 (11 in 2012; 13 in 2013; 13 in 2014)
- » Games Started— 4 (2 in 2012; 2 in 2014)
- » Rushing— 3 rushes, 6 yards (all in 2012)
- » Receiving— 3 receptions, 29 yards (2 for 13 yards in 2012; 1 for 16 yards in 2014)

**HARRISON JORDAN #38****Sophomore | Fullback | 5-10 | 230 | One Letter**  
Omaha, Neb. | Westside HS

- » Academic All-Big Ten (2014)
- » Three-Time Scholar-Athlete Honor Roll (Spring 2013)

Harrison Jordan has provided depth at fullback behind senior Andy Janovich over the past two seasons and is hopeful of seeing an expanded role in the Husker offense in 2015. The 5-10, 230-pound Jordan saw limited action last season, primarily on Nebraska's kickoff return unit. An Omaha native, Jordan was an academic All-Big Ten honoree in 2014.

**2014 (Redshirt Freshman)**

Jordan played in five games on special teams and as a reserve at fullback, hitting the field against Florida Atlantic, Fresno State, Michigan State, Northwestern and USC.

**2013 (Redshirt)**

Jordan redshirted in his first season and worked on the scout team offense.

**Career Stats**

- » Games Played— 5 in 2014

**DAVID  
KNEVEL**

#77

**Sophomore | Offensive Line | 6-9 | 310 | One Letter**  
Brantford, Ontario, Canada | Pauline S. Johnson Collegiate HS

- » Nebraska Scholar-Athlete Honor Roll (Fall 2014)
- » Brook Berringer Citizenship Team (2014)
- » Tom Osborne Citizenship Team (2014)

Offensive tackle David Knevel is part of an impressive collection of young offensive line talent in the Nebraska program. Knevel has provided depth at offensive tackle each of the past two seasons and hopes to make a push for more significant action in 2015.

The 6-9, 310-pound Knevel is one of the tallest players in Husker football history and has worked hard to add muscle to his frame since arriving in Lincoln. Knevel is the only player on the 2015 roster from outside the United States, hailing from Brantford, Ontario, Canada.

**2014 (Redshirt Freshman)**

Knevel played in four games as a reserve offensive tackle, seeing action against Florida Atlantic, Fresno State, Northwestern and Rutgers.

**2013 (Redshirt)**

Knevel joined the Nebraska program in January after completing high school early, then sat out his first season as a redshirt.

**Career Stats**

- » Games Played— 4 in 2014

**CHONGO  
KONDOLO**

#70

**Senior | Offensive Line | 6-4 | 300 | One Letter**  
Carrollton, Texas | Creekview HS/Fresno City College

- » Brook Berringer Citizenship Team (2014)
- » Tom Osborne Citizenship Team (2014)

Offensive guard Chongo Kondolo will head into his senior season in hopes of earning a starting job for the Huskers. Kondolo was Nebraska's top reserve at guard for much of the 2014 season, backing up senior starters Jake Cotton and Mike Moudy. With both of those players exhausting their eligibility, the guard positions are wide open heading into the 2015 campaign.

The 6-4, 300-pound Kondolo also saw work on Nebraska's kicking units as a blocker. Kondolo came to Nebraska from Fresno City College and was one of the top junior college offensive line recruits in 2013.

**2014 (Junior)**

Kondolo played in every game, helping power Nebraska to top-20 national rankings in scoring and rushing offense. The line helped Ameer Abdullah top 1,000 rushing yards for the third consecutive season. Kondolo saw his most extensive action in October games against Northwestern and Rutgers, helping NU dominate the line of scrimmage in the second half at Northwestern, while Abdullah topped 200 rushing yards against Rutgers.

**2013 (Redshirt)**

Kondolo joined Nebraska in 2013, but sat out the season as a redshirt.

**Career Stats**

- » Games Played— 13 (all in 2014)

**GRAHAM  
NABILITY**

#29

**Junior | I-Back | 6-0 | 210 | One Letter**  
Omaha, Neb. | Elkhorn HS

- » Two-Time Nebraska Scholar-Athlete Honor Roll
- » Brook Berringer Citizenship Team (2014)
- » Tom Osborne Citizenship Team (2014)
- » Nebraska Student-Athlete HERO Leadership Award (2014)

Graham Nability has provided depth in the Nebraska backfield throughout his career in Lincoln, and this season he will hope to earn more significant playing time for the Huskers. A walk-on from Elkhorn High School, Nability also saw action on the Huskers' special teams units in 2014 and is a candidate for action in that role again this fall.

**2014 (Sophomore)**

Nability played in 11 games, and had two carries for seven yards, with one carry each against Florida Atlantic and Fresno State. Nability was a regular on kickoff coverage and made five tackles to rank among the leaders in special teams tackles. He had two stops at Michigan State.

**2013 (Redshirt Freshman)**

Nability played in two games in 2013 as a reserve I-back. He had five carries for 24 yards, including three rushes for 14 yards against South Dakota State.

**2012 (Redshirt)**

Nability redshirted in his first season in 2012.

**Career Stats**

- » Games Played— 13 (2 in 2013; 11 in 2014)
- » Rushing— 7 carries, 31 yards (5 carries, 24 yards in 2013; 2 carries, 7 yards in 2014)
- » Tackles— 2 UT, 3 AT, 5 TT (all in 2014)

**JORDAN  
NELSON**

#39

**Junior | I-Back | 5-7 | 180 | One Letter**  
Omaha, Neb. | Burke HS

Junior Jordan Nelson has shown the versatility to play both running back and receiver in his Nebraska career. In 2014, Nelson settled in at I-back and provided depth for the Huskers behind senior All-American Ameer Abdullah. The 5-7, 180-pound Nelson will bid for additional playing time this season and could also once again be a key member of the Huskers' special teams.

**2014 (Sophomore)**

Nelson played in 12 games, seeing work at I-back as well as on the kickoff coverage unit. Nelson finished with 13 rushes for 74 yards, an average of 5.7 yards per carry. He had five carries for 32 yards in the opener against Florida Atlantic, helping Nebraska rush for 498 yards. Nelson had five carries for 35 yards against Illinois, and had one carry for four yards against Purdue after Ameer Abdullah was sidelined with an injury.

Nelson ranked among the team leaders in coverage tackles, with seven stops on kickoffs, including three solo tackles.

**2013 (Redshirt Freshman)**

Nelson added depth at receiver in 2013, but did not play in a game.

**2012 (Redshirt)**

Nelson redshirted in 2012.

**Career Stats**

- » Games Played— 12 (all in 2014)
- » Rushing— 13 carries, 74 yards (all in 2014)
- » Tackles— 3 UT, 4 AT, 7 TT (all in 2014)



# TERRELL NEWBY

## #34

Junior | I-Back | 5-10 | 200 | Two Letters  
Los Angeles, Calif. | Chaminade HS

I-back Terrell Newby has teamed with Imani Cross to provide depth behind All-American Ameer Abdullah the past two seasons. With Abdullah moving on to the professional ranks, the 5-10, 200-pound Newby is one of several I-backs who will battle for playing time at I-back in the 2015 season.

Newby was Nebraska's fourth-leading rusher in 2014, gaining 297 yards on 67 carries, while scoring five rushing touchdowns. Newby has outstanding speed and has shown the ability to catch the ball out of the backfield. He has also been a regular kickoff return man for the Huskers and could again factor in that role.

### 2014 (Sophomore)

Newby played in all 13 games as a reserve I-back and on kickoff returns. In addition to rushing numbers, Newby caught eight passes for 44 yards and had three kickoff returns for 53 yards. Newby opened the year with a career-high 107 yards on 16 carries and two rushing touchdowns against Florida Atlantic, joining Abdullah in cracking the century mark.

Newby had seven carries for 18 yards at Fresno State and added a 12-yard reception and 20-yard kickoff return. Against Illinois, Newby had nine carries for 34 yards and a touchdown and caught two passes for 21 yards. He ran for 23 yards at Northwestern, had 30 yards on 10 carries against Rutgers and picked up 42 yards on nine carries, including a seven-yard TD run against Purdue.

Newby added his fifth touchdown run of the season at Wisconsin. He had four carries for 15 yards against USC, and added two receptions against the Trojans.

### 2013 (Freshman)

Newby played in every game and was third on the team with 298 rushing yards. He averaged 5.5 yards on his 54 carries. He also caught three passes, had four kickoff returns for 77 yards and a 10-yard punt return.

Newby opened the year with season highs of 15 carries and 76 yards against Wyoming. He added 60 yards against Southern Miss. Newby topped 50 yards for a third time in non-conference play with 52 yards and two touchdowns against South Dakota State. He had 61 rushing yards at Purdue, including a season-long 23-yard run. Newby had a career-long 24-yard kickoff return vs. Iowa.

### Career Stats

Year	G/S	Att.	Gain	Loss	Net	Y/A	Y/G	Long	TDs
2013	13/0	54	302	4	298	5.5	24.8	23 at Purdue	2
2014	13/0	67	302	5	297	4.4	22.8	43 vs. Florida Atlantic	5
<b>Totals</b>	<b>26/0</b>	<b>121</b>	<b>604</b>	<b>9</b>	<b>595</b>	<b>4.9</b>	<b>22.9</b>	<b>43 vs. Florida Atlantic</b>	<b>7</b>

### Single-Game Highs

- » Rushes—16 vs. Florida Atlantic (2014)
- » Rushing Yards—107 vs. Florida Atlantic (2014)
- » Rushing Touchdowns—2 twice



# GIVENS PRICE

## #78

Senior | Offensive Line | 6-4 | 310 | Two Letters  
Houston, Texas | Alief Taylor HS

- » Academic All-Big Ten (2012, 2013, 2014)
- » Three-Time Nebraska Scholar-Athlete Honor Roll

Givens Price is one of four senior offensive tackles with significant playing experience who return for the 2015 season, making for excellent competition for playing time at the position this spring. The 6-4, 310-pound Price worked his way into a prominent role on the offensive line in 2014.

Price moved from guard to tackle in 2014, and was Nebraska's third tackle for the majority of the season, alternating with Zach Sterup on the right side. Price was in the starting lineup three times while Sterup was sidelined by a knee injury. Price continues to excel off the field, being named to the academic All-Big Ten team for three straight years.

The play of Price and the offensive line helped Nebraska rank among the top 20 nationally in scoring offense and rushing offense.

### 2014 (Junior)

Price saw action in 12 games and made starts against Florida Atlantic, Iowa and USC. The play of Price and the offensive line helped Nebraska rank among the top 20 nationally in scoring offense and rushing offense.

Price's play in his first career start against Florida Atlantic helped Nebraska set a Big Ten modern era record for total offense with 784 yards, including 498 rushing yards. The group

up front powered running back Ameer Abdullah's record-setting season, as he became NU's career leader in all-purpose yards while ranking second in rushing. The line also helped Nebraska rank among the top offenses in the Big Ten in protecting the quarterback.

### 2013 (Sophomore)

Price played in eight games as a reserve offensive guard. His role increased late in the season with numerous injuries on the line, and he became a regular on the Huskers' PAT and field goal units.

### 2012 (Redshirt Freshman)

Price added depth, and played in wins over Southern Miss, Arkansas State and Idaho State.

### 2011 (Redshirt)

Price redshirted in his first season in 2011.

### Career Stats

- » Games Played—23 (3 in 2012; 8 in 2013; 12 in 2014)
- » Games Started—3 (all in 2014)



# RYNE REEVES

## #65

Senior | Offensive Line | 6-3 | 300 | Three Letters  
Crete, Neb. | Crete HS

- » Academic All-Big Ten (2012, 2013, 2014)
- » Four-Time Nebraska Scholar-Athlete Honor Roll

Senior Ryne Reeves has battled injuries throughout his Nebraska career, limiting his potential playing time for the Huskers. Reeves' latest setback was a knee injury he suffered against Iowa late last season, keeping him out of the bowl game. Reeves is hopeful of being at full strength for much of spring practice and is a strong candidate to earn the starting center position in 2015.

Reeves saw regular action last season as the Huskers' No. 2 center, helping Nebraska rank among the top 20 nationally in scoring and rushing offense. Reeves was limited by injuries each of the past two spring practices, including a broken ankle in 2013.

Off the field, Reeves is a three-time academic All-Big Ten selection.

### 2014 (Junior)

Reeves played in 11 games, including a start in the regular-season finale at Iowa, after starter Mark Pelini was lost for the season to injury against Minnesota. The line helped Nebraska to a Big Ten modern-era record 784 yards of total offense in the opener against Florida Atlantic, and helped senior I-back Ameer Abdullah to a record-setting season. Abdullah rushed for more than 200 yards four times in 2014 and became NU's all-time leader in all-purpose yards, while ranking second in rushing yards. The offensive line also ranked among the Big Ten's best units in protecting the quarterback.

### 2013 (Sophomore)

Reeves play in 10 games as one of the Huskers' top reserves at offensive guard. Reeves helped the Nebraska offense excel against strong Michigan State and Penn State defenses, as I-back Ameer Abdullah topped 100 yards in both of those games. Reeves was also a regular on PAT and field-goal units as a blocker.

### 2012 (Redshirt Freshman)

Reeves was a reserve guard and appeared in Nebraska's wins over Southern Miss, Arkansas State, Idaho State and Minnesota.

### 2011 (Redshirt)

Reeves redshirted in his first season and was a standout on the scout team line.

### Career Stats

- » Games Played—25 (4 in 2012; 10 in 2013; 11 in 2014)
- » Games Started—1 (at Iowa, 2014)

**BRANDON REILLY**

#87

Junior | Wide Receiver | 6-1 | 195 | Two Letters  
Lincoln, Neb. | Southwest HS

- » Academic All-Big Ten (2013, 2014)
- » Five-Time Nebraska Scholar-Athlete Honor Roll

Junior Brandon Reilly provides a speedy receiving threat in the Nebraska offense and also provides the Huskers with an outstanding special teams player. Reilly missed the first half of last season, but quickly worked his way back into the playing rotation after his return. This season, the Lincoln native will compete for playing time in a receiving corps that returns ample game experience.

One of the fastest players on the roster, Reilly has shown big-play ability, and he could also factor in the return game. Reilly is a two-time academic All-Big Ten honoree.

**2014 (Sophomore)**

Reilly missed the first six games with an injury, but returned to play in the final seven games, with a start at Wisconsin. Reilly had six catches for 85 yards, with four catches for 36 yards in the Holiday Bowl. He also had a 14-yard catch at Wisconsin and a career-long 35-yard catch at Iowa. His reception at Iowa put NU deep in Hawkeye territory in the closing seconds and set up a game-tying field goal.

Reilly had a blocked punt against Purdue and helped alter another punt against the Boilermakers. He added one assisted tackle.

**2013 (Redshirt Freshman)**

Reilly played in 10 games as a reserve at receiver. He caught three passes for 24 yards, including two catches for 19 yards at Penn State and a five-yard reception against South Dakota State. Reilly also saw action on the Huskers' special teams units.

**2012 (Redshirt)**

Reilly redshirted in his first season in 2012.

**Career Stats**

Year	G/S	No.	Yds.	Y/R	Y/G	Long	TDs
2012							Redshirt
2013	10/0	3	24	8.0	2.4	10 at Penn State	0
2014	7/1	6	85	14.2	12.1	35 at Iowa	0
<b>Totals</b>	<b>17/1</b>	<b>9</b>	<b>109</b>	<b>12/1</b>	<b>6.4</b>	<b>35 at Iowa</b>	<b>0</b>

**Single-Game Highs**

- » Receptions—4 vs. USC (2014 Holiday Bowl)
- » Receiving Yards—36 vs. USC (2014 Holiday Bowl)

**DAVID SUTTON**

#86

Senior | Tight End | 6-3 | 255 | One Letter  
Lincoln, Neb. | Southeast HS

- » Academic All-Big Ten (2013, 2014)
- » Four-Time Nebraska Scholar-Athlete Honor Roll

Senior David Sutton has provided depth at tight end throughout his career, and this season he will look to compete for more extensive action. Sutton is one of three Lincoln Southeast products on the tight end depth chart, joining juniors Sam Cotton and Trey Foster.

Sutton has also seen action on special teams during his Nebraska career and could fill that role again this season. Sutton is a two-time academic All-Big Ten selection.

**2014 (Junior)**

Sutton played in 12 games, both as a reserve tight end and on NU's kickoff return team and PAT and field goal units.

**2013 (Sophomore)**

Sutton added depth at tight end and played in three games, but did not have a catch.

**2012 (Redshirt Freshman)**

He played in three games without a reception in 2012.

**2011 (Redshirt Freshman)**

Sutton redshirted in his first season in 2011.

**Career Stats**

- » Games Played—18 (3 in 2012; 3 in 2013; 12 in 2014)

**PAUL THURSTON**

#55

Junior | Offensive Line | 6-5 | 295 | One Letter  
Arvada, Colo. | Arvada West HS

- » Nebraska Scholar-Athlete Honor Roll (Fall 2012)

Paul Thurston saw limited action at center throughout the 2014 season, but was forced into action in the final two games when injuries sidelined the Huskers' top two centers. The 6-5, 295-pound Thurston will compete for more significant playing time in 2015 beginning with spring practice.

**2014 (Sophomore)**

Thurston played in 10 games, mostly in a reserve role, but played extensively at Iowa with the top two centers injured. Thurston's play helped NU rally from a 24-7 deficit to win, matching the largest road comeback in school history. He also saw snaps at center in the Holiday Bowl. In addition to his work at center, Thurston served as a shield blocker on NU's punt unit, helping the Huskers rank among the Big Ten's best in net punting.

**2013 (Redshirt Freshman)**

Thurston added depth on the line in 2013, but did not play in a game.

**2012 (Redshirt)**

Thurston redshirted in 2012.

**Career Stats**

- » Games Played—10 (all in 2014)

**JAMAL TURNER**

#10

Senior | Wide Receiver | 6-1 | 190 | Three Letters  
Arlington, Texas | Sam Houston HS

- » Nebraska Scholar-Athlete Honor Roll (Fall, 2011)
- » Big 12 Commissioner's Spring Academic Honor Roll (2011)
- » Jet Award Watch List (2013)

Jamal Turner will take a second crack at his senior season in 2015, after suffering a season-ending injury in early September last season. Turner ruptured his Achilles tendon in the second game of the season and received a medical hardship, allowing him to return this season.

When healthy, Turner provides an elusive receiving threat who is capable of making tough catches and big plays after the reception. Turner will enter 2015 with 64 career receptions for 799 yards and four touchdowns. He is one of several receivers with extensive game experience, making the position a potential strength for the Nebraska offense.

A high school quarterback, Turner has also seen action as both a kickoff and punt return man during his Nebraska career.

**2014 (Redshirt)**

Turner had four catches for 37 yards before being injured. Turner had three catches for 28 yards against McNeese State and one catch for nine yards against Florida Atlantic.

**2013 (Junior)**

Turner played in eight games, missing the final five games of the regular season with a leg injury. He had 13 catches for 102 yards and a touchdown, and also saw action as a punt returner. Turner opened the year with four catches for 43 yards and a touchdown against Wyoming, then added one catch against Southern Miss and a season-high five catches for 23 yards against UCLA. He had two receptions at Minnesota before being injured. He returned to action against Georgia in the Gator Bowl and had one rushing attempt.

**2012 (Sophomore)**

Turner played in all 14 games with four starts, making 32 catches for 417 yards, an average of 13.0 yards per reception. Turner had six games with three or more catches, including a season-high six receptions against Minnesota. Eighteen of his catches and all three touchdowns came in the final six games.

The first two touchdowns of Turner's career were both game-changers. The first came on a six-yard TD catch with six seconds remaining to give NU a 28-24 win at Michigan State. The second came in the fourth quarter a week later against Penn State, giving Nebraska its first lead in a comeback victory. He also had four rushing attempts, while averaging 5.7 yards on six punt returns and 22.1 yards on seven kickoff returns.

Turner had two catches for 46 yards, including a season-long 36-yard catch against Southern Miss. Turner combined for four catches in the first two Big Ten games, before being a part of a big passing day at Northwestern with three catches for 56 yards, including a 25-yard catch to set up Nebraska's game-winning touchdown.



Turner had two receptions at Michigan State, including the game-winning touchdown, then added two catches the following week against Penn State. Turner caught a career-high six passes for 83 yards against Minnesota, just one yard shy of his career high. Turner started against Wisconsin in the Big Ten title game and led NU with 63 yards on five catches, highlighted by a 32-yard third-quarter catch. Turner capped the season with three catches for 22 yards against Georgia, including a 14-yard TD reception in the first quarter.

**2011 (Freshman)**

Turner played in 12 games and had 15 receptions for 243 yards, an average of 16.2 yards per reception. Turner had at least one catch in each of the first five games. He caught three passes for 63 yards, including a career-long 43-yard catch against Fresno State.

Turner had a season-high five receptions for a career-high 84 yards at Wisconsin, with two catches of at least 25 yards. He had two catches each against Washington, Wyoming and Minnesota.

**Career Stats**

Year	G/S	No.	Yds.	Y/R	Y/G	Long	TDs
2011	12/0	15	243	16.2	20.2	43 vs. Fresno State	0
2012	14/4	32	417	13.0	29.8	36 vs. Southern Miss	3
2013	8/0	13	102	7.8	12.8	17 vs. Wyoming	1
2014*	2/2	4	37	9.2	18.5	17 vs. McNeese State	0
<b>Totals</b>	<b>36/6</b>	<b>64</b>	<b>799</b>	<b>12.5</b>	<b>22.2</b>	<b>43 vs. Fresno State</b>	<b>4</b>

\*-Medical Redshirt

**Single-Game Highs**

- » **Receptions**—6 vs. Minnesota (2012)
- » **Yards**—89 at Wisconsin (2011)
- » **Touchdowns**—1 four times (most recently vs. Wyoming in 2013)

**Rushing:** Career: 7 carries, 0 yards, 0 TDs, 0.0 average, long of 6 vs. UCLA (2012)

2013: 1 carries, 2 yards, 0 TDs, 2.0 average, long of 2 vs. Georgia

2012: 4 carries, 1 yards, 0 TDs, 0.3 average, long of 6 vs. UCLA

2011: 2 carries, -3 yards, 0 TDs, minus- 1.5 average, long of 4 vs. Chattanooga

**Kickoff Returns:** Career: 8 returns, 172 yds, 0 TDs, 21.5 average, long of 35 vs. Idaho St. (2012)

2012: 7 returns, 155 yards, 0 TDs, 22.1 average, long of 35 vs. Idaho State

2011: 1 return, 17 yards, 0 TDs, 17.0 average, long of 17 vs. Washington

**Punt Returns:** 6 returns, 34 yards, 0 TDs, 5.7 average, long of 22 vs. Idaho State (all in 2012)



**DYLAN  
UTTER**

**#66**

Junior | Offensive Line | 6-1 | 285 | One Letter  
Papillion, Neb. | Papillion-La Vista HS

- » **Nebraska Scholar-Athlete Honor Roll** (Fall 2014)

Sophomore walk-on Dylan Utter worked his way into playing time on the offensive line in the 2014 season, capped by earning a start in the Holiday Bowl. Utter provided depth at guard throughout the season, but moved inside to start at center against USC when NU's top two centers were sidelined by injury.

The 6-1, 285-pound Utter could be a contender for significant playing time at guard or center in 2015, positions where NU lost all three starters to graduation.

**2014 (Sophomore)**

Utter played in six games, with a start at center in the Holiday Bowl. He spent the majority of the year adding depth at guard and playing in five of the first seven games. Utter's play against USC helped Nebraska roll up 525 yards of total offense and 42 points. Utter saw significant action against Illinois when NU topped 400 rushing yards.

**2013 (Redshirt Freshman)**

Utter added depth on the line in 2013, but did not play in a game.

**2013 (Redshirt Freshman)**

A walk-on, Utter redshirted in 2012.

**Career Stats**

- » **Games Played**—6 (all in 2014)
- » **Games Started**—1 (2014 Holiday Bowl vs. USC)

**OTHER RETURNING  
DEFENSIVE LETTERWINNERS**



**LEROY  
ALEXANDER**

**#2**

Junior | Defensive Back | 6-0 | 195 | One Letter  
Toledo, Ohio | Whitmer HS

- » **Honorable-Mention Big Ten All-Freshman Team** (BTN, 2013)
- » **Nebraska Scholar-Athlete Honor Roll** (Spring 2014)

LeRoy Alexander will return to the competition for playing time at safety this spring, giving Nebraska an athletic presence on the back end of the defense. Alexander saw significant playing time as a redshirt freshman in 2013, before sitting out of competition last fall.

The 6-0, 195-pound Alexander is one of 10 returning letterwinners in the defensive backfield, making the position one of the deepest for the 2015 Huskers. In addition to his work in the secondary, Alexander also has experience on special teams.

**2014 (Sophomore)**

Alexander practiced with the team, but was suspended from competition for the season.

**2013 (Redshirt Freshman)**

Alexander played in all 13 games both at safety and on special teams. He earned his only start of the season at Purdue when Nebraska opened with six defensive backs. Alexander finished with 34 tackles, including 28 solo stops, and had 27 of his tackles in the final six games. He had a season-high five tackles four times, including the Gator Bowl against Georgia. Alexander also made four stops, including a tackle for loss, against Iowa.

He had his first career interception at Purdue and broke up a pass against the Boilermakers. Alexander added a fumble recovery against Illinois. He was among the special teams leaders with five stops on coverage units.

**2012 (Redshirt)**

Alexander redshirted in his first season in the Nebraska program in 2012.

**Career Stats**

Year	G/S	Tackles				Sacks	Fum.			QB	
		UT	AT	TT	TFL		C-R	BK	PBU	INT	Hry.
2012											
2013	13/1	28	6	34	1-2	0.0-0	0-1	0	1	1-12	0
2014											
<b>Totals</b>	<b>13/1</b>	<b>28</b>	<b>6</b>	<b>34</b>	<b>1-2</b>	<b>0.0-0</b>	<b>0-1</b>	<b>0</b>	<b>1</b>	<b>1-12</b>	<b>0</b>

**Single-Game Highs**

- » **Tackles**—5, four times (vs. Northwestern, Michigan State, at Penn State, vs. Georgia)
- » **Solo Tackles**—5 twice (vs. Northwestern, vs. Georgia)



**JACK  
GANGWISH**

**#95**

Senior | Defensive End | 6-2 | 265 | One Letter  
Wood River, Neb. | Wood River HS

- » **Nebraska Lifter of the Year** (2014)
- » **Nebraska Scholar-Athlete Honor Roll** (Spring 2014)

Senior Jack Gangwish went from scout team performer in 2013 to a significant contributor for the Blackshirt defense in 2014. Gangwish was Nebraska's top reserve at defensive end, seeing extensive playing time behind Randy Gregory and Greg McMullen. With Gregory departed to the NFL, the 6-2, 265-pound Gangwish is a prime contender for a starting job in 2015.

Gangwish is known for his high energy and work ethic, evidenced by his selection as the 2014 Nebraska Lifter of the Year.

**2014 (Junior)**

Gangwish played in 12 games, with starts against McNeese State, Iowa and USC, in place of Randy Gregory. Gangwish recorded 19 tackles, including seven solo stops and four tackles for loss. He shared a sack against Northwestern and forced a fumble on the play.

Gangwish had a career-high five tackles in his first start against McNeese State, including a tackle for loss. He had two tackles and a pass breakup at Fresno State. Gangwish had two tackles and a TFL against Rutgers and added two tackles against Minnesota. He capped the regular season by tying his career high with five tackles at Iowa, including a tackle for loss and a quarterback hurry.



**2013 (Sophomore)**

Gangwish added depth at defensive end in 2013, but did not play.

**2012 (Redshirt Freshman)**

Gangwish was a reserve linebacker but did not see game action.

**2011 (Redshirt)**

He redshirted and worked on the scout team defense in 2011.

**Career Stats**

- » Games Played: 12 (all in 2014)
- » Games Started: 3 (all in 2014)
- » Tackles: 19 (all in 2014)
- » Tackles for Loss: 4 (all in 2014)
- » Sacks: 1.5 (all in 2014)



**CHARLES JACKSON**

**#21**

Junior | Defensive Back | 5-11 | 180 | Two Letters  
Spring, Texas | Klein Collins HS

- » Academic All-Big Ten (2013)
- » Nebraska Scholar-Athlete Honor Roll (Fall, 2012)

Defensive back Charles Jackson returns to the practice field this spring after missing the entire 2014 season because of injury. Jackson suffered a knee injury early in fall camp and underwent subsequent surgery that sidelined him for the season. Jackson was able to resume full participation during winter conditioning.

The 5-11, 180-pound Jackson has shown his versatility in the secondary during his NU career and could compete for time at either safety or cornerback. Jackson has made his biggest impact in his career with high-energy play on play on the Huskers' special teams.

Jackson earned academic All-Big Ten honors in 2013.

**2014 (Redshirt)**

Jackson suffered a knee injury in fall camp, and sat out the season as a redshirt.

**2013 (Sophomore)**

Jackson played in all 13 games, primarily on special teams, while also providing depth at safety. He finished with seven total tackles, and ranked second on the team with six special teams stops. Jackson had three special teams tackles against Wyoming, and had two solo tackles against South Dakota State, including one on special teams. He also forced a fumble against the Jackrabbits.

**2012 (Freshman)**

Jackson was one of five true freshman to see action, playing in 13 games. He made 11 tackles, including six solo stops. Jackson was second on the team with seven tackles on special teams. He had a season-high two tackles in both the first meeting with Wisconsin and at Ohio State. Jackson added a pass breakup against Idaho State.

**Career Stats**

Year	G/S	(-Tackles-)				Sacks	Fum.			QB	
		UT	AT	TT	TFL		C-R	BK	PBU	INT	Hry.
2012	13/0	6	5	11	0-0	0.0-0	0-0	0	1	0	0
2013	13/0	3	4	7	0-0	0.0-0	1-0	0	1	0	0
2014		Injured--Redshirt									
<b>Totals</b>	<b>26/0</b>	<b>9</b>	<b>9</b>	<b>18</b>	<b>0-0</b>	<b>0.0-0</b>	<b>1-0</b>	<b>0</b>	<b>2</b>	<b>0</b>	<b>0</b>

**Single-Game Highs**

- » Tackles—3 vs. Wyoming (2013)
- » Solo Tackles—2 twice (at Ohio State in 2012, vs. South Dakota State in 2013)



**CHRIS JONES**

**#8**

Sophomore | Defensive Back | 6-0 | 180 | One Letter  
Jacksonville, Fla. | Sandalwood HS

Chris Jones was one of five true freshmen to see action for the Husks in 2014, with the Florida product providing depth at cornerback. The 6-0, 180-pound Jones has added more than 10 pounds of muscle since his arrival in Lincoln and is now poised to contend for significant playing time at cornerback in 2015.

Jones was also one of Nebraska's top special teams performers last fall, helping Nebraska's punt and kickoff coverage units rank among the Big Ten's best.

**2014 (Freshman)**

Jones played in 12 games, primarily working on special teams. Jones had seven total tackles, including five solo stops and had a fumble recovery on punt coverage against Iowa. Five of Jones' seven tackles were on special teams, including two at Northwestern. He had two solo tackles on defense at Fresno State.

**Career Stats**

- » Games Played—12 (all in 2014)
- » Tackles—5 UT, 2 AT, 7 TT (all in 2014)



**BOAZ JOSEPH**

**#1**

Sophomore | Defensive Back | 6-1 | 190 | One Letter  
Weston, Fla. | Cypress Bay HS

Sophomore Boaz Joseph earned playing time on Nebraska's special teams units in 2014, while adding depth at cornerback. The 6-1, 190-pound Joseph is hopeful of putting himself in position to compete for playing time in a talented secondary this season, while also continuing to increase his role on special teams.

**2014 (Redshirt Freshman)**

Joseph played in five games, primarily on NU's coverage units. He had one unassisted tackle at Fresno State.

**2013 (Redshirt)**

Joseph redshirted in his first season in the program in 2013.

**Career Stats**

- » Games Played—5 (all in 2014)



**JOSHUA KALU**

**#10**

Sophomore | Defensive Back | 6-1 | 185 | One Letter  
Houston, Texas | Alief Taylor HS

Joshua Kalu was one of five true freshmen to see action for Nebraska in 2014, earning significant time in the secondary in a nickel or dime role. Entering his sophomore season, the 6-1, 185-pound Kalu is poised to contend for a starting position at cornerback this fall.

Kalu was also one of Nebraska's top performers on special teams last season, helping NU rank among the Big Ten's best in kickoff and punt coverage.

**2014 (Freshman)**

Kalu played in all 13 games and made starts against Fresno State and Illinois when NU opened with six defensive backs. Kalu made 27 tackles, including seven solo stops, and was among NU's special teams tackles leaders with seven, including two against McNeese State.

Kalu made his first career interception against Miami in the fourth quarter, helping seal the Husker victory. Kalu forced a pair of fumbles, one each against Fresno State and Iowa. He also recovered a fumble at Iowa, setting up an NU touchdown drive. Kalu had six or more tackles three times, including a season-high seven against Illinois and six each at Fresno State and Iowa. Kalu saw significant action at Michigan State after starting corner Daniel Davie was sidelined by injury.

**Career Stats**

Year	G/S	(-Tackles-)				Sacks	Fum.			QB	
		UT	AT	TT	TFL		C-R	BK	PBU	INT	Hry.
2014	13/2	20	7	27	1-1	0.0-0	2-1	0	3	1	1

**Single-Game Highs**

- » Tackles—7 vs. Illinois (2014)
- » Tackles for Loss—1 at Fresno State (2014)
- » Pass Breakups—1 three times
- » Interceptions—1 vs. Miami (2014)



**JOE KEELS** #19

Senior | Defensive End | 6-3 | 265 | One Letter  
Kenosha, Wis. | Bradford HS/Highland CC

» Nebraska Scholar-Athlete Honor Roll (Spring, 2014)

Defensive end Joe Keels saw reserve action in 2014 in his first season in the program. This season, the 6-3, 265-pound Keels will have the opportunity to compete for much more extensive playing time in a wide open battle at defensive end. Keels has added about 15 pounds of muscle to his frame since arriving on the NU campus from the junior college ranks.

**2014 (Junior)**

Keels played in five games, seeing action in the first three games, and also against Illinois and Rutgers. Keels had an unassisted tackle at Fresno State.

**Career Stats**

- » Games Played—5 in 2014
- » Tackles—1 UT in 2014



**KEVIN MAURICE** #55

Junior | Defensive Tackle | 6-3 | 280 | Two Letters  
Orlando, Fla. | Freedom HS

- » Nebraska Scholar-Athlete Honor Roll (Fall, 2013)
- » Brook Berringer Citizenship Team (2014)
- » Tom Osborne Citizenship Team (2014)

Kevin Maurice has provided depth at defensive tackle the past two seasons, and should help make the defensive tackle position a strength for the 2014 Huskers. Maurice is one of four defensive tackles with extensive game experience returning this season, joining senior Kevin Williams and fellow juniors Maliek Collins and Vincent Valentine.

The 6-3, 280-pound Maurice has the strength to hold up against the run, and the quickness to be an effective pass rusher.

**2014 (Sophomore)**

Maurice played in 10 games, finishing with eight tackles, including two solo stops. He opened the year by sharing a sack against Florida Atlantic, and had a season-high two tackles at Fresno State.

**2013 (Freshman)**

Maurice played in the first six games as a reserve defensive tackle. He finished with three tackles, including single tackles against Wyoming, South Dakota State and Illinois.

**Career Stats**

- » Games Played— 16 (6 in 2013; 10 in 2014)



**MARCUS NEWBY** #3

Sophomore | Linebacker | 6-1 | 235 | One Letter  
North Potomac, Md. | Quince Orchard HS

Sophomore linebacker Marcus Newby saw limited reserve action for the Huskers in 2014, but is primed to contend for significant action in 2015. Newby is a contender for a leading role at outside linebacker and has shown flashes of play-making ability in games and on the practice field. Newby missed three games late in the season with a foot injury, but is at full strength for spring practice.

**2014 (Redshirt Freshman)**

Newby played in nine games and had three tackles including a nine-yard sack at Fresno State. He also had two hurries against Fresno State and made single tackles against Miami and Northwestern. A backup outside linebacker, Newby often lined up at defensive end in passing situations.

**2013 (Reshirt)**

Newby redshirted in his first season at Nebraska in 2013.

**Career Stats**

- » Games Played—9 (all in 2014)
- » Tackles—3 (all in 2014)
- » Sacks—1 (at Fresno State, 2014)



**JONATHAN ROSE** #14

Senior | Cornerback | 6-1 | 195 | Two Letters  
Leeds, Ala. | Leeds HS | Auburn

Cornerback Jonathan Rose saw significant action in the secondary in 2014, and continued to be a key member of the Husker special teams. Rose could compete for a starting cornerback spot this spring, following the graduation of three-year starter Josh Mitchell.

The 6-1, 195-pound Rose was excellent on the Huskers' coverage units, helping Nebraska rank among the Big Ten's best on punt and kickoff coverage. Rose began his career at Auburn before transferring to Nebraska.

**2014 (Junior)**

Rose played in all 13 games and finished the year with 18 tackles, including 13 solo stops and a pass breakup. Rose had a season-high three tackles four times against Florida Atlantic, Fresno State, Miami and Wisconsin. He had his first career break-up at Fresno State. Rose was one of NU's top special teams' tacklers, with eight stops on coverage, including two in each of the first two games.

**2013 (Sophomore)**

Rose played in 10 games as a reserve cornerback and on Nebraska's special teams units, including seeing action in each of the final six games. Rose had a fumble recovery against South Dakota State.

**2012 (Redshirt)**

Rose sat out the 2012 season as a transfer after beginning his career at Auburn in 2011, where he had two tackles in nine games.

**Nebraska Career Stats**

Year	G/S	Tackles				Sacks	Fum.			QB		
		UT	AT	TT	TFL		C-R	BK	PBU	INT	Hry.	
2012		Redshirt										
2013	10/0	0	0	0	0-0	0-0	0-1	0	0	0	0	
2014	13/0	13	5	18	0-0	0-0	0-0	0	1	0	0	
<b>Totals</b>	<b>23/0</b>	<b>13</b>	<b>5</b>	<b>18</b>	<b>0-0</b>	<b>0-0</b>	<b>0-1</b>	<b>0</b>	<b>1</b>	<b>0</b>	<b>0</b>	



**MICHAEL ROSE-IVEY** #15

Junior | Linebacker | 5-11 | 240 | One Letter  
Kansas City, Mo. | Rockhurst HS

- » Big Ten All-Freshman Team (BTN, 2013)
- » Nebraska Freshman Tackle Record (66, 2013)
- » Academic All-Big Ten (2013)
- » Nebraska Scholar-Athlete Honor Roll (Fall, 2012)
- » Nebraska Student-Athlete HERO Leadership Award (2013)
- » Brook Berringer Citizenship Team (2013)

Linebacker Michael Rose-Ivey will return to the defense in 2015, after missing the entire 2014 season after a knee injury during fall camp. Rose-Ivey was a standout for the Blackshirts as a redshirt freshman in 2013, starting at middle linebacker in the second half of the season.

The 5-11, 240-pound Rose-Ivey has played multiple linebacker spots, but settled into the middle linebacker spot as a redshirt freshman. Rose set a Nebraska freshman record with 66 tackles in 2013, including 49 in the season's final five games. Rose was recognized for his efforts in 2013, being named to the BTN all-freshman team.

**2014 (Sophomore-Injured)**

Rose-Ivey suffered a knee injury during fall camp and missed the 2014 season.

**2013 (Redshirt Freshman)**

Rose-Ivey played in 12 games with seven starts, beginning the year as a reserve on the outside before moving to the middle linebacker. Rose-Ivey's 66 tackles shattered the previous Nebraska freshman tackle record of 49 by Barrett Ruud in 2001. Rose had at least seven tackles in six games, including each of the season's final five games. He added six tackles for loss.

Rose-Ivey had two tackles in non-conference play, with both tackles coming against UCLA, including a two-yard tackle for loss. He made his first career start against Illinois and led the team with 11 tackles, including a tackle for loss.

Rose-Ivey had two tackles in his second career start against Northwestern, then made eight tackles, including four solo stops at Michigan. He had seven tackles, including five solo stops against Michigan State, then added eight tackles, including six solo stops, in a win at Penn State. Rose-Ivey had 17 tackles, including four tackles for loss, in the regular-season finale against Iowa. His tackle total was the most by a Husker in 2013, and the most by

a Husker defender since Lavonte David had 17 at Michigan in 2011. Rose-Ivey closed his redshirt freshman season with nine tackles in the Huskers' Gator Bowl win over Georgia.

**2012 (Redshirt)**

Rose-Ivey redshirted in his first season in the program in 2012.

**Career Stats**

Year	G/S	Tackles				TFL	Fum.			PBU	INT	QB Hry.
		UT	AT	TT	Sacks		C-R	BK				
2012												Redshirt
2013	12/7	39	27	66	6-8	0.0-0	0-0	0	1	0	2	
2014												Injured--Did Not Play
<b>Totals</b>	<b>12/7</b>	<b>39</b>	<b>27</b>	<b>66</b>	<b>6-8</b>	<b>0.0-0</b>	<b>0-0</b>	<b>0</b>	<b>1</b>	<b>0</b>	<b>2</b>	

**Single-Game Highs**

- » Tackles—17 vs. Iowa (2013)
- » Solo Tackles—8 vs. Iowa (2013)
- » Tackles for Loss—4 vs. Iowa (2013)



**BRAD SIMPSON**

**#56**

Junior | Linebacker | 6-0 | 225 | One Letter  
Omaha, Neb. | Ralston HS

» Nebraska Scholar-Athlete Honor Roll (Fall, 2014)

Brad Simpson was a regular on Nebraska's special teams in 2014, helping Nebraska field strong punt and kickoff coverage units. The Omaha native will once again compete to be one of the Huskers' primary special teams performers this season. The 6-0, 225-pound Simpson will also look to compete for playing time at linebacker in 2015, after providing depth as a sophomore.

**2014 (Sophomore)**

Simpson played in 10 games, primarily on special teams. He finished the year with five tackles, all on special teams, including three in the Holiday Bowl against USC, and one each against Fresno State and Purdue.

**2013 (Redshirt Freshman)**

Simpson saw action in four games on special teams in 2013, but did not have a tackle.

**2012 (Redshirt)**

Simpson redshirted in his first season in 2012 and worked on the scout team.

**Career Stats**

- » Games Played—14 games (4 in 2013; 10 in 2014)
- » Tackles—5 tackles (all in 2014)



**CHRIS WEBER**

**#49**

Sophomore | Linebacker | 6-3 | 220 | One Letter  
Omaha, Neb. | Elkhorn HS

- » Academic All-Big Ten (2014)
- » Three-Time Nebraska Scholar-Athlete Honor Roll
- » Brook Berringer Citizenship Team (2014)
- » Tom Osborne Citizenship Team (2014)

Sophomore Chris Weber made his impact on the Husker special teams in his first season of action at Nebraska in 2014. Weber played in every game, working primarily on kickoff coverage, helping Nebraska field one of the Big Ten's units in that department. The walk-on also provided depth at linebacker and will look to push for more significant snaps on defense this season.

Weber was one of 21 Husker players to earn academic All-Big Ten honors in 2014.

**2014 (Redshirt Freshman)**

Weber saw action in every game and finished the season with six tackles. He made four of his tackles on special teams, while also adding two tackles on defense at Fresno State.

**2013 (Redshirt)**

A walk-on, Weber redshirted in his first season in 2013.

**Career Stats**

- » Games Played—13 (all in 2014)
- » Tackles—6 (all in 2014)



**KEVIN WILLIAMS**

**#92**

Senior | Defensive Tackle | 6-2 | 275 | Two Letters  
Holland, Ohio | Springfield HS

» Two-Time Nebraska Scholar-Athlete Honor Roll

Defensive tackle Kevin Williams has battled a series of injuries throughout his Nebraska career, but showed his capabilities when healthy in 2014. The 6-2, 275-pound Williams provided Nebraska with an excellent option as a third defensive tackle behind Maliek Collins and Kevin Williams making the interior front a strength of the NU defense.

Williams played the best football of his career in the second half of the season and earned two starts when Valentine was slowed by injury. Williams is poised for more significant action this fall and will be a veteran leader for the Blackshirts. Williams missed the 2011 and 2013 seasons because of knee injuries. Williams earned his degree in management in August of 2014 and played his junior season as a graduate student.

**2014 (Junior)**

Williams played in 10 games with starts against Rutgers and Purdue. He finished with 19 tackles, including five solo stops. Williams was a disruptive force, racking up eight tackles for loss and 3.0 sacks, while adding two quarterback hurries.

Williams recorded 2.5 sacks at Northwestern, as the NU defense dominated the second half. He had three tackles for loss against the Wildcats and added two tackles behind the line at Fresno State. Williams closed the year with a career-high six tackles and a tackle for loss at Iowa, and shared a sack in the Holiday Bowl against USC.

**2013 (Sophomore)**

Williams suffered a knee injury during fall camp and missed the season.

**2012 (Redshirt Freshman)**

Williams played in five games as a reserve at defensive tackle. He made four tackles, including two tackles and a tackle for loss against Idaho State. Williams saw his most extensive action in non-conference play against UCLA, Arkansas State and Idaho State.

**2011 (Redshirt)**

Williams suffered a knee injury in 2011, and sat out the season as a redshirt.

**Career Stats**

Year	G/S	Tackles				TFL	Fum.			PBU	INT	QB Hry.
		UT	AT	TT	Sacks		C-R	BK				
2011												Redshirt
2012	5/0	1	3	4	1-1	0.0-0	0-0	0	0	0	1	
2013												Injured
2014	10/2	5	14	19	8-34	3.0-28	0-0	0	0	0	2	
<b>Totals</b>	<b>15/2</b>	<b>6</b>	<b>17</b>	<b>23</b>	<b>9-35</b>	<b>3.0-28</b>	<b>0-0</b>	<b>0</b>	<b>0</b>	<b>0</b>	<b>3</b>	

**Single-Game Highs**

- » Tackles: 6 at Iowa (2014)
- » Tackles for Loss: 3 at Northwestern (2014)
- » Sacks: 2.5 at Northwestern (2014)



**KIERON WILLIAMS**

**#27**

Sophomore | Defensive Back | 6-0 | 190 | One Letter  
Shreveport, La. | C.E. Byrd HS/Air Force Prep

Kieron Williams was one of five true freshmen to see action for the Huskers in 2014. The Louisiana product provided valuable depth in the secondary, while also being one of Nebraska's top special teams performers. The 6-1, 190-pound Williams will compete for significant action in the secondary in 2015, a position group that is one of the deepest on the team for the Huskers.

**2014 (Freshman)**

Williams played in all 13 games and finished with nine tackles, including four solo stops and a tackle for loss against Illinois. Williams had two tackles against both McNeese State and Purdue and made six of his nine tackles on special teams. Williams blocked three punts on the season. The first came against Purdue, setting up an NU touchdown. He tied a school record with two blocked punts against USC with the second setting up an NU field goal.

**Career Stats**

- » Games Played: 13 (all in 2014)
- » Tackles: 9 (all in 2014)
- » Tackles for Loss: 1 vs. Illinois (2014)
- » Blocked Punts: 3, 1 vs. Purdue, 2 vs. USC (2014)





## RETURNING SPECIALIST LETTERWINNERS



**MAURO BOND** #37

Senior | Place-Kicker | 6-0 | 210 | Three Letters  
Boca Raton, Fla. | West Boca Raton HS

» Nebraska Scholar-Athlete Honor Roll (Fall, 2014)

Junior kicker Mauro Bondi played in five games as a kickoff specialist in 2014 and could handle that role again in 2015. Bondi also served as a back-up place-kicker to true freshman Drew Brown for part of the season and will look to push for time in that role as a senior.

Bondi handled the kickoff chores for the first three games of the season before breaking his collarbone in a non-football accident. He missed six games due to the injury.

### 2014 (Junior)

Bondi handled kickoffs in five games and recorded touchbacks on 15 of 34 kickoffs, with a season-high seven touchbacks against Florida Atlantic. He also made a career-long 45-yard field goal against FAU and hit his only PAT attempt in that game.

### 2013 (Sophomore)

Bondi served as Nebraska's kickoff specialist and booted 48 of his 77 kickoffs for touchbacks. He had seven touchbacks against South Dakota State and six against Southern Miss. His efforts helped NU rank fifth in the Big Ten in kickoff coverage at 20.2 yards per return.

Bondi made his only field goal attempt, a 22-yarder against South Dakota State. He also connected on 7-of-8 PAT attempts.

### 2012 (Redshirt)

Bondi sat out the season as a redshirt.

### 2011 (Freshman)

Bondi played in four games and kicked off four times, including twice against Chattanooga. He also made his only PAT attempt at Minnesota.

### Career Stats

- » **Field Goals:** 2-for-2 (22 yards in 2013; 45 yards in 2014)
- » **PATs:** 9-for-10 (1-for-1 in 2011; 7-for-8 in 2013; 1-for-1 in 2014)
- » **Kickoffs:** 110 career kickoffs, 61 touchbacks



**JOSH FAULKENBERRY** #92

Sophomore | Long Snapper | 6-3 | 225 | One Letter  
Arvada, Colo. | Arvada West HS

- » Nebraska Walk-On of the Year (2014)
- » Nebraska Scholar-Athlete Honor Roll (Fall, 2014)

Long snapper Josh Faulkenberry stepped into a starting role in 2014 and performed his duty well. Faulkenberry was slated to provide depth behind sophomore Gabe Miller, however Miller suffered a career-ending back injury pushing Faulkenberry into action. He will be a candidate for the snapping chores again in 2015, as NU also returns kickers Drew Brown and Mauro Bondi and punter Sam Foltz.

Faulkenberry handled the snapping duties on extra points and field goals for the entire season, and handled snapping on punting for the first half of the season.

### 2014 (Redshirt Freshman)

Faulkenberry joined the program in January and played in all 13 games. NU ranked fourth in the Big Ten in net punting, while connecting on 14-of-21 field goals and all 61 PAT attempts. He had a tackle on punt coverage at Iowa and recovered a fumble at Michigan State.

### Career Stats

- » Games Played: 13 (all in 2014)



**SPENCER LINDSAY** #95

Junior | Place-Kicker | 5-9 | 205 | One Letter  
Kearney, Neb. | Kearney HS

- » Five-Time Nebraska Scholar-Athlete Honor Roll
- » Brook Berringer Citizenship Team (2014)
- » Tom Osborne Citizenship Team (2014)

Kicker Spencer Lindsay saw limited duty for Nebraska last season, handling kickoff duties in two games at midseason. A walk-on from Kearney, Lindsay is one of three returning kickers with game experience, joining Drew Brown and Mauro Bondi, and Lindsay could contend for kickoff and place-kicking duty in 2015.

### 2014 (Sophomore)

Lindsay kicked off against Rutgers and Purdue and had one touchback in nine attempts.

### 2013 (Redshirt Freshman)

Lindsay added depth at kicker, but did not play in a game.

### 2012 (Redshirt)

Lindsay redshirted in his first season in the program.

### Career Stats

- » Games Played: 2 in 2014

## NU SPRING GAME RESULTS

### PREVIOUS SCORES

1950-Varsity 13, Alumni 13  
1951-Varsity 27, Alumni 25  
1952-Varsity 7, Alumni 6  
1953-Varsity 16, Alumni 6  
1954-White 25, Red 14  
1955-Red 14, White 7  
1956-Alumni 14, Varsity 0  
1957-Varsity 22, Alumni 20  
1958-Varsity 14, Alumni 6  
1959-Varsity 22, Alumni 0  
1960-Varsity 14, Alumni 0  
1961-Varsity 35, Alumni 20  
1962-Red 33, White 21  
1963-Red 21, White 15  
1964-White 25, Red 15  
1965-Red 33, White 27  
1966-White 28, Red 10  
1967-Red 16, White 14  
1968-White 26, Red 24  
1969-White 10, Red 8  
1970-Red 23, White 3  
1971-Red 64, White 21  
1972-White 21, Red 19  
1973-Red 35, White 25  
1974-Red 41, White 40  
1975-White 20, Red 6  
1976-White 29, Red 26  
1977-Red 23, White 21  
1978-White 14, Red 13  
1979-Red 27, White 13  
1980-Red 38, White 19  
1981-White 22, Red 21  
1982-Red 24, White 9

1983-Red 37, White 14  
1984-Red 35, White 13  
1985-Red 26, White 21  
1986-Red 70, White 14  
1987-Red 33, White 28  
1988-Red 37, White 14  
1989-White 40, Red 28  
1990-Red 44, White 34  
1991-Red 43, White 21  
1992-Red 33, White 21  
1993-Red 29, White 8  
1994-Red 43, White 19  
1995-White 40, Red 34  
1996-Red 20, White 17  
1997-Red 34, White 28  
1998-White 24, Red 21  
1999-Red 27, White 12  
2000-Red 21, White 21  
2001-Red 16, White 7  
2002-Red 17, White 7  
2003-Red 13, White 0  
2004-Red 35, White 6  
2005-White 42, Red 14  
2006-Red 35, White 7  
2007-Red 38, White 0  
2008-Red 24, White 14  
2009-Red 31, White 17  
2010-Red, 21, White 16  
2011-Red 32, White 29  
2012-game ccd. (weather)  
2013-Red 30, White 21  
2014-Red (off.) 55,  
White (def.) 46  
**Red leads series 38-14-1**  
**Varsity lead series 8-1-1**

## NEBRASKA SPRING GAME RECORDS

### TEAM RECORDS

**Most first downs--**33, Red 1973  
**Most first downs, both teams--**53, Red 33, White 20, 1973  
**Most passes attempted--**49, Red, 2004  
**Most passes attempted, both teams--**76; Red 45, White, 31, 2005  
**Most passes completed--**29, Red, 2004  
**Best completion percentage--**800, Red (8-10), 1963  
**Most yards passing--**366, White, 2005  
**Most yards passing, both teams--**606, Red 240, White 366, 2005  
**Most yards rushing--**407, Red, 1987  
**Most fumbles--**11, White, 1965  
**Most fumbles, both teams--**18, Red 7, White 11, 1965  
**Most points--**70, Red, 1986  
**Most points, both teams--**85, Red 64, White 21, 1971  
**Fewest points, both teams--**13, Red 13, White 0, 2003; Varsity 7, Alumni 6, 1952

### INDIVIDUAL RECORDS

**Most TD passes--**4, Joe Dailey, Red, 2004  
**Most TD pass receptions--**3, Riley Washington, White, 1995  
**Longest TD run from scrimmage--**91, Bobby Newcombe, White, 1998  
**Longest punt return for TD--**91 yards, Joe Blahak, Red, 1971  
**Longest kickoff return for TD--**100 yards, Mike Demps, Red, 1999; Titus Brothers, White, 2006  
**Longest TD pass--**80 yards, Jerry Dunlap to Jamie Worden, White, 1987; Tommie Frazier to Reggie Baul, Red, 1995  
**Longest interception return for TD--**91 yards, Wonder Monds, White, 1973  
**Longest fumble return for TD--**94 yards, Greg McGraw, Red, 1999  
**Most points--**18, Tony Davis, Red, 1973; Steve Taylor, Red, 1986; Terry Rodgers, White, 1987; Riley Washington, White, 1995  
**Most PATs--**7, Dale Klein, Red, 1986  
**Most yards passing--**357, Zac Taylor, White, 2005  
**Best completion percentage--**1.000, Dennis Claridge, Red (7-7), 1963  
**Most pass receptions--**8, Dave Shamblin, White, 1973  
**Most yards receiving--**184, Reggie Baul, Red, 1995  
**Most yards rushing--**207, Keith Jones, Red, 1987

# 2015 NEBRASKA FOOTBALL RECRUITING CLASS

## ALPHABETICAL LISTING:

Name	Pos.	Ht.	Wt.	Hometown	High School
Lavan Alston	WR	6-0	175	Oxnard, Calif.	St. Bonaventure HS
Avery Anderson*	DB	6-0	175	Surprise, Ariz.	Pine Creek HS (Colorado)
Jalin Barnett	OL	6-4	310	Lawton, Okla.	Lawton HS
Mohamed Barry	LB	6-1	215	Grayson, Ga.	Grayson HS
Alex Davis	DE	6-5	230	Riviera Beach, Fla.	Dwyer HS
Carlos Davis	DT	6-2	265	Blue Springs, Mo.	Blue Springs HS
Khalil Davis	DT	6-2	265	Blue Springs, Mo.	Blue Springs HS
Michael Decker	OL	6-4	285	Omaha, Neb.	North HS
Tyrin Ferguson	LB	6-2	200	New Orleans, La.	Edna Karr HS
Christian Gaylord	OL	6-6	275	Baldwin City, Kan.	Baldwin HS
Eric Lee Jr.*	DB	6-0	180	Milton, Mass.	Valor Christian HS (Colorado)
Stanley Morgan	WR	6-0	185	New Orleans, La.	St. Augustine HS
DaiShon Neal	DE	6-7	250	Omaha, Neb.	Central HS
Jordan Ober	LS	6-1	200	Las Vegas, Nev.	Bishop Gorman HS
Devine Ozigbo	RB	5-11	225	Sachse, Texas	Sachse HS
Antonio Reed	DB	6-2	200	Memphis, Tenn.	Southaven (Miss.) HS
Matt Snyder	TE	6-5	245	San Ramon, Calif.	California HS
Adrienne Talan	LB	6-1	200	Davie, Fla.	Flanagan HS
Aaron Williams*	DB	5-11	185	Atlanta, Ga.	Carver HS
Dedrick Young*	LB	6-1	220	Peoria, Ariz.	Centennial HS

\*-enrolled at Nebraska in January

## THE CLASS BREAKDOWN:

**By State:** **Nebraska (2):** Decker (Omaha), Neal (Omaha); **California (2):** Alston (Oxnard), Snyder (San Ramon); **Colorado (2):** Anderson (Colorado Springs), Lee (Highlands Ranch); **Florida (2):** Davis (Riviera Beach), Talan (Davie); **Georgia (2):** Barry (Grayson), Williams (Atlanta); **Louisiana (2):** Ferguson, Morgan (New Orleans); **Missouri (2):** C. Davis, K. Davis (Blue Springs); **Arizona (1):** Young (Peoria); **Kansas (1):** Gaylord (Baldwin City); **Nevada (1):** Ober (Las Vegas); **Oklahoma (1):** Barnett (Lawton); **Tennessee (1):** Reed (Memphis); **Texas (1):** Ozigbo (Sachse).

### By Position (First Position Listed):

**Offense (7):** RB-Ozigbo; WR-Alston, Morgan; TE-Snyder; OL-Barnett, Decker, Gaylord.

**Defense (12):** DL-A. Davis, C. Davis, K. Davis, Neal; LB-Barry, Ferguson, Talan, Young; DB-Anderson, Lee, Reed, Williams

**Specialist (1):** LS-Ober

## WALK-ONS

Nebraska has secured commitments from nine prospects who plan to join the program as walk-ons for the 2015 season.

Name	Pos.	Ht.	Wt.	Hometown	High School
Fyn Anderson	DL	6-3	260	Lincoln, Neb.	Lincoln Southeast HS
Jared Brugmann	LB	6-2	225	Gretna, Neb.	Gretna HS
Brody Cleveland	LB	6-2	210	Ogallala, Neb.	Ogallala HS
Austin Hemphill	FB	6-0	220	Gretna, Neb.	Gretna HS
Noah Johnson	RB	6-0	195	Sutton, Neb.	Sutton HS
Reid Karel	QB	6-3	190	Seward, Neb.	Seward HS
Wyatt Mazour	ATH	5-9	190	Albion, Neb.	Boone Central HS
Jacob Weinmaster	LB	6-0	200	Loveland, Colo.	Loveland HS
Conor Young	ATH	6-1	170	Cozad, Neb.	Cozad HS

**LAVAN ALSTON****6-0, 175, WR, Oxnard, Calif. (St. Bonaventure HS)**

- ▶ **Ranked as one of the nation's top 50 wide receiver prospects**
- ▶ **Helped St. Bonaventure High to state playoffs each of past two seasons**
- ▶ **Played in Semper-Fi All-American Game**

Wide receiver Lavan Alston was one of the final pieces to the Huskers' 2015 class, pledging to Nebraska a few days before Signing Day. The 6-0, 175-pound Alston has been a standout at St. Bonaventure High School in California.

A speedy playmaker, Alston helped Coach Adam Guerra's team to a 6-5 record in the 2014 season. Alston helped St. Bonaventure to a trip to the CIF Southern Section Pac 5 Division playoffs, where St. Bonaventure lost to Norco 71-70 in triple overtime.

As a junior, Alston's play helped St. Bonaventure and Coach John Muller to a trip to the second round of the state playoffs. St. Bonaventure posted an 8-4 overall record, with Alston grabbing 31 receptions for 601 yards.

Alston also excels on the track. As a sophomore, Alston was named Ventura County's Male Track Athlete of the Year after winning the 100 and 200 meters, and being part of the winning 4x100 team at the County Championships.

Alston was a four-star prospect according to Scout.com and was ranked as the No. 47 wide receiver in the country. He was also ranked among the nation's top 50 receivers in the 247 composite rankings and was the No. 53 player in California by 247. Alston participated in the Semper-Fi All-American game in California in December.

Alston also visited California, Oregon State and Washington State and had numerous other offers, including Arizona, Arizona State, Penn State, Utah and Washington. Alston was born on June 20, 1997, and he is the son of Lavan Alston Sr. and Suhai Alston.

**AVERY ANDERSON****6-0, 175, DB, Surprise, Ariz. (Pine Creek HS, Colorado Springs, Colo.)**

- ▶ **Regarded as one of the top 40 defensive backs in the nation**
- ▶ **Led Pine Creek High School to back-to-back Colorado 4A state championships**
- ▶ **Earned first-team all-state honors as both a junior and senior**

Avery Anderson is one of four defensive standouts who joined the Nebraska program in January. Anderson was regarded as one of the top prospects from Colorado and among the nation's top defensive back recruits. Anderson helped Pine Creek High School in Colorado Springs to consecutive Class 4A state championships.

Pine Creek posted a perfect 14-0 record in 2014 as Anderson starred in all three areas of the game. As a defensive back, he recorded three interceptions, while making 52 tackles, including six tackles for loss. Anderson also contributed on offense, rushing for 226 yards and a touchdown, while catching 16 passes for 318 yards and one touchdown. He also handled kickoff return duties for Coach Todd Miller.

Anderson was an All-Colorado choice by the Denver Post for his play in 2014, and he was a first-team Class 4A choice by the Colorado High School Activities Association.

In helping the Eagles to the 2013 Class 4A state title as a junior, Anderson was named a first-team all-state free safety by the CHSAA. He also earned all-league and all-region recognition after totaling 53 tackles, one interception and three breakups while leading Pine Creek to its first state championship and a 12-2 record. Offensively, Anderson had 53 carries for 386 yards and eight touchdowns.

Anderson was a consensus four-star prospect, and he was rated as the No. 2 player in Colorado, behind fellow early enrollee Eric Lee Jr. Anderson was a member of the Rivals250, coming in at No. 224 on the list of the nation's top prospects. Additionally, the service ranked Anderson as the nation's No. 24 cornerback, while Scout.com listed him among the top 35 safeties in the country and 247Sports ranked him among the top 40 athletes nationally. In May, Anderson earned defensive back MVP honors at the Rivals Camp Series in Chicago.

Anderson committed to Nebraska in February of 2014, after considering offers from Arizona State, Kansas State and Utah, among others. Anderson is the son of Killian and Angela Anderson, and he was born on Sept. 11, 1996.

**JALIN BARNETT****6-4, 310, OL, Lawton, Okla. (Lawton HS)**

- ▶ **Two-time first-team All-Oklahoma selection**
- ▶ **Helped Lawton High produce a 2,000-yard rusher each of past two years**
- ▶ **Played at same high school as Husker stars Will Shields and Mike Minter**

Oklahoma product Jalin Barnett is regarded as one of the nation's top offensive guard prospects after a standout career at Lawton High School. Barnett is Nebraska's first signee from the state of Oklahoma since Phillip Dillard and Craig Roark in 2005. Barnett played at the same high school that produced former Husker greats Mike Minter and Will Shields.

The 6-4, 310-pound Barnett was a driving force behind one of the state's most potent offenses. Coach Randy Breeze's team averaged better than 460 total yards per game in 2014, and produced a 2,000-yard rusher and a quarterback who threw for more than 2,400 yards. Lawton High finished with an 11-2 record and advanced to the finals of the Class 6A-II state playoffs. In addition to his dominant play on offense, Barnett also saw action on defense,

recording 10 tackles and a fumble recovery.

For his play in 2014, Barnett was a first-team All-Oklahoma selection, and he was the No. 3 prospect on the Daily Oklahoman's Super 30.

Lawton High had similar offensive productivity behind Barnett's blocking in 2013. The team averaged 313 rushing yards per game and had a 2,500-yard runner. Lawton recorded an 11-1 record in 2013, advancing to the second round of the state playoffs. Barnett also earned all-state honors from The Oklahoman as a junior.

Barnett, who wears a size 18 shoe, was awarded Lawton's overall Player of the Year honor in 2014 and was an Under Armour All-American. Barnett also excels in the classroom where he carries a 3.8 grade-point average.

Barnett was ranked as the No. 4 offensive guard in the country by ESPN and was also among the top 15 offensive guards by 247Sports and Scout. He was also a consensus choice as one of the top five players in Oklahoma by several recruiting services.

Barnett also visited Arkansas and Oklahoma, and considered Oklahoma State before choosing the Huskers. Barnett was born on Aug. 19, 1996, and he is the son of Tanisha Barnett.

**MOHAMED BARRY****6-1, 215, LB, Grayson, Ga. (Grayson HS)**

- ▶ **First-team Georgia Class AAAAAA pick in 2014**
- ▶ **Helped team to 10-2 record in 2014 season**
- ▶ **Ranked among state leaders with 16 sacks in junior season**

Mohamed Barry committed to Nebraska in late January and is part of a strong defensive presence in the Huskers' 2015 signing class. The 6-1, 215-pound Barry was a strong playmaker from his linebacker spot for Grayson High School in Georgia.

As a senior in 2014, Barry helped Coach Mickey Conn's team to a 10-2 record, and helped the school advance to the second round of the Class AAAAAA playoffs. Barry was a dominant defender for the Rams last fall, patrolling the middle of the field from his linebacker position, while also showing the versatility to be strong in pass coverage.

Barry was honored for his play in 2014, earning first-team Class AAAAAA all-state honors in Georgia.

Barry also was a standout for Grayson High as a junior, ranking among the state's leaders with 16 sacks.

Rivals ranked Barry as a three-star prospect, while the 247 composite rankings listed him as the No. 71 linebacker in the nation. Scout.com ranked Barry among the top 15 linebackers in Georgia. Barry has been regularly trained by former Nebraska and NFL linebacker Eric Johnson.

Barry also visited Kansas State and Miami before choosing the Huskers. Additionally, he had offers from North Carolina State, Syracuse, Wisconsin and Washington State.

**ALEX DAVIS****6-5, 230, DE, Riviera Beach, Fla. (Dwyer HS)**

- ▶ **Emerging defender after just one season of high school football**
- ▶ **Ranked among the top 60 defensive ends in the country**
- ▶ **Standout performer for Dwyer High School basketball team**

Alex Davis was one of the final pieces in the Huskers' 2015 signing class, committing to Nebraska in the final week leading to National Signing Day. The 6-5, 230-pound Davis will bring his raw talent to the defensive end spot at Nebraska.

Davis played football for the first time during his senior season at Dwyer High School in Florida. His play in 2014 helped Coach Jack Daniels' team to a 7-4 record in the Class 7A ranks.

Davis was an unknown on the gridiron heading into his senior season. He began to draw recruiting attention in the summer when he excelled at various camps. He was the Defensive MVP of Florida International's camp and was the Defensive Lineman of the Day at a Miami camp.

Despite his late arrival to the recruiting rankings, Davis was listed as the No. 56 defensive end in the country by 247 Sports, which also ranked him among the top 150 overall players in Florida.

Davis also excelled on the basketball court for Dwyer High and Coach Fred Ross. He first saw varsity action as a sophomore, then averaged 11.4 points and more than seven rebounds per game as a junior. As a senior, Davis averaged 12.3 points and 7.0 rebounds, and helped Dwyer to a 25-5 record.

Davis also visited South Florida and had offers from Pittsburgh, Temple, Florida Atlantic, Florida International and Georgia Southern.

Davis was born on March 12, 1996, and he is the son of Denzel and Lynee Davis.

**CARLOS DAVIS****6-2, 265, DL, Blue Springs, Mo. (Blue Spring HS)**

- ▶ *Two-time Missouri Class 6 All-State selection*
- ▶ *Helped Blue Springs to two state championships during high school career*
- ▶ *Totaled a combined 49 tackles for loss during his junior and senior seasons*

Carlos Davis joins his twin brother, Khalil, in Nebraska's 2015 signing class, giving Nebraska a pair of dominant defensive tackles. The Davis twins come to Lincoln from Blue Springs High School, one of the top prep programs in Missouri. The Davis brothers are the first set of twins to sign with Nebraska since Courtney and Steven Osborne in 2008.

Carlos Davis finished his senior season with 64 tackles, including an impressive 33 tackles for loss. He had 18 sacks and 21 quarterback pressures and also saw time on the offensive line for Coach Kelly Donohoe's team. Davis' played helped the Wildcats to an 8-4 record and a trip to the third round of the Class 6 state playoffs.

Davis was recognized as the Missouri Coaches Association Class 6 Defensive Player of the Year in 2014. He also earned the prestigious Buck Buchanan Award at the Simone ceremony. Davis was a Class 6 all-state pick for the second straight year and earned All-Metro honors from the Kansas City Star.

As a junior, Davis played a key role in helping Blue Springs to a perfect 14-0 record and a Class 6 state title. Davis had 63 tackles, including 16 tackles for loss and 3.5 sacks in 2013. He also had two pass deflections, a forced fumble and a blocked punt. At 6-2 and 265 pounds, Davis also had four rushing attempts and a five-yard touchdown reception. Davis was a first-team Class 6 all-state pick as a junior and earned second-team All-Metro honors.

Davis first saw varsity action as a sophomore for a 13-1 state championship team, making 16 tackles and a sack. An impressive athlete, Davis ran a 4.67 40-yard dash and had a 32-inch vertical jump at the U.S. Army National Combine.

Davis was ranked among the top five players in Missouri and the top 25 defensive tackles in the country by Rivals.com, 247 Sports and Scout. He was rated as the No. 201 overall prospect in the country by Scout. Davis chose Nebraska after also considering Missouri, and he had numerous offers including Oregon, TCU, Arkansas and Kansas State. Davis is also a track standout in the discus and is expected to compete in the event for the Huskers.

Carlos Davis is the son of Carl and Tracy Davis. He was born on Aug. 22, 1996, and is the older of the twins by five minutes.

**KHALIL DAVIS****6-2, 265, DL, Blue Springs, Mo. (Blue Spring HS)**

- ▶ *Ranked as one of the nation's top 25 defensive tackles*
- ▶ *Part of two Missouri state championship teams at Blue Springs High*
- ▶ *Had a combined 52 tackles for loss over his final two prep seasons*

Khalil Davis joins his twin brother, Carlos, in the Huskers' 2015 signing class, giving Nebraska a pair of dominant defensive linemen. The Davis twins come to Lincoln from Blue Springs High School, one of the top prep programs in Missouri. The Davis brothers are the first set of twins to sign with Nebraska since Courtney and Steven Osborne in 2008.

Khalil Davis battled through injuries during his senior season, but tallied 60 tackles, including 26 for loss, and had 9.5 sacks. Davis also doubled as an offensive lineman in the second half of the season, helping Coach Kelly Donohoe's team to an 8-4 record and a trip to the second round of the Class 6 state playoffs.

For his play in 2014, Davis was a first-team Class 6 all-state selection by the Missouri High School Coaches Association and earned All-Metro honors from the Kansas City Star.

As a junior, Davis played a key role in helping Blue Springs to a perfect 14-0 record and a Class 6 state title. Davis had 62 tackles, including 26 tackles for loss and added four sacks. He also forced a fumble, recovered two others and had a pass breakup. Davis' play in 2014 netted him Class 6 all-state honors, as well as an All-Metro selection.

Davis saw action for a 13-1 state championship Blue Springs team as a sophomore in 2012, making four solo tackles for the Wildcats.

Davis ran an impressive 4.63 40-yard dash and had a 33-inch vertical jump at the U.S. Army National Combine. He chose Nebraska over Missouri and had numerous other offers, including TCU, Oregon, Arkansas and Kansas State to name a few.

Davis was ranked as the No. 3 player in Missouri by Rivals.com, while 247Sports ranked him as the No. 6 prospect in the state. Davis was listed among the nation's top 25 defensive tackles by both Rivals and 247Sports.

Khalil Davis is the son of Carl and Tracy Davis. He was born on Aug. 22, 1996, and is the younger of the twins by five minutes.

**MICHAEL DECKER****6-4, 285, OL, Omaha, Neb. (North HS)**

- ▶ *Helped Omaha North to consecutive Class A state titles in 2013 and 2014*
- ▶ *Two-time All-Nebraska (Omaha W-H) and Super State (LJS) selection*
- ▶ *Powered offense that averaged better than 300 yards rushing in 2013 and 2014*

Offensive lineman Michael Decker joins the Nebraska program after a highly successful prep career at Omaha North High School. Decker's play helped the North Vikings to three consecutive Class A state championship game appearances, including state titles in 2013 and 2014.

Decker was a powerful blocker for Coach Larry Martin's offense, paving the way for record-setting running back Calvin Strong. In helping North to a 13-0 record in 2014, Decker had 22 pancake blocks as the Vikings averaged nearly 310 rushing yards per game and Strong ran for 2,358 yards. Decker also saw limited action on the defensive line as a senior.

Decker was a first-team All-Nebraska pick by the Omaha World-Herald and a Super State pick by the Lincoln Journal Star.

Decker also paved the way for a powerful running attack in 2013, as North finished 12-1 and captured the state title. Decker had 20 pancake blocks, as the Vikings ran for better than 311 rushing yards per game, and Strong established a state record with more than 3,000 rushing yards. Decker also contributed on defense in 2013, recording 26 tackles, including five tackles for loss, a sack and also caused a fumble and recovered another. Decker also earned All-Nebraska and Super State honors as a junior.

Decker earned honorable-mention all-state honors as a sophomore in 2012. His play helped North to a 10-3 record and a trip to the Class A finals. Decker is strong in the classroom, carrying better than a 3.8 grade-point average.

Decker committed to Nebraska in April, and his only other visit was to Kansas State. He was ranked as the top player in Nebraska by Scout, while he ranked No. 2 in Nebraska by Rivals.com and 247Sports. Decker was ranked among the top 50 offensive guards in the country by several outlets, while Scout listed him as the nation's No. 7 center prospect.

Decker was born on Sept. 25, 1996, and he is the son of Chris and Jennifer Decker.

**TYRIN FERGUSON****6-2, 200, LB, New Orleans, La. (Edna Karr HS)**

- ▶ *Named 2014 Louisiana 4A Defensive Player of the Year*
- ▶ *Helped Edna Karr High to the Class 4A playoffs the past two seasons*
- ▶ *Had 23.5 TFL, 10.5 sacks and 29 QB hurries in senior season*

Tryin Ferguson comes to the Nebraska program from the talent-rich state of Louisiana. Ferguson was a defensive standout for Edna Karr High School in New Orleans. Ferguson will join fellow Karr products Glenn Irons and Jariah Tolbert on the Nebraska roster for the 2015 season.

As a senior, Ferguson primarily lined up at defensive end for Coach Nathaniel Jones' team. He recorded 104 tackles, including 23.5 tackles for loss and 10.5 sacks. He was also credited with 29 quarterback hurries and had three interceptions, returning one for a touchdown. Ferguson also forced two fumbles, recovered one, blocked one kick and recorded a safety.

Ferguson's play helped Edna Karr to an 8-6 record and a trip to the quarterfinals of the Class 4A state playoffs. Ferguson was named the Class 4A Defensive Player of the Year by the Louisiana Sportswriters Association and was also the District 9-4A Defensive MVP.

Ferguson is relatively new to football, playing for Edna Karr for just two seasons. His junior season was cut short by an injury that caused him to miss the season's first seven games. He made the most of his limited time as a junior, racking up six sacks. His play late in the season helped Edna Karr High to a 13-2 record and a trip to the state championship game.

Ferguson was also a member of Edna Karr's basketball team, which finished with a 22-10 record in 2014-15.

Ferguson was ranked among the top 40 players in Louisiana by Rivals.com, while Scout listed him as the No. 3 outside linebacker prospect in Louisiana. Ferguson originally committed to Oregon State, before switching to Nebraska following the hiring of Mike Riley and his staff. Ferguson also had offers from California and Washington State.

**CHRISTIAN GAYLORD****6-6, 275, OL, Baldwin City, Kan. (Baldwin HS)**

- ▶ *Ranked as one of the top two prospects in state of Kansas*
- ▶ *Four-year starter at Baldwin High, helping team to four playoff appearances*
- ▶ *Two-time Kansas Class 4A all-state selection*

Kansas prep standout Christian Gaylord is part of an impressive group of offensive line talent in Nebraska's 2015 recruiting class. The 6-6, 275-pound Gaylord was regarded as one of the nation's top offensive tackle prospects following his prep career at Baldwin High School.

Gaylord was a standout on both sides of the line for Coach Mike Berg. Gaylord helped Baldwin High to a 6-4 record and a trip to the first round of the 2014 Class 4A state playoffs. Gaylord helped pave the way for Baldwin to rush for nearly 2,900 yards, averaging nearly six yards per carry. On defense, he made 47 tackles and had two sacks.

Gaylord was a first-team Class 4A all-state pick by VarsityKansas.com, was named the Lawrence Journal-World's All-Area team and was an All-Simone Team selection. Gaylord also earned All-Frontier League honors on both sides of the ball.

Gaylord's play as a junior helped Baldwin to an 11-1 record and a trip to the state quarterfinals. Gaylord earned Class 4A all-state honors as an offensive lineman for his play, and he was also a member of the prestigious All-Simone team.

Baldwin High posted a 7-4 record and lost in the second round of the state playoffs in 2012, as Gaylord earned all-conference honors during his sophomore season. Gaylord also started for the Baldwin High varsity as a freshman.

Gaylord was ranked as the top prospect in Kansas by 247 Sports and the No. 2 player in the state by Rivals.com. He was regarded as one of the top 50 offensive tackles in the country by all major recruiting services. Gaylord played in the Blue-Grey All-American Bowl at AT&T Stadium in Texas in December. Gaylord was a standout for the Baldwin High basketball team, averaging 19.0 points and 7.3 rebounds as a senior.

Gaylord committed to Nebraska last February, prior to 2014 National Signing Day and only visited Nebraska. He had numerous offers including Kansas State, Minnesota, Missouri, Ohio State, Oklahoma State and Texas.

**ERIC LEE JR.****6-0, 180, DB, Milton, Mass. (Valor Christian HS, Colorado)**

- ▶ *Listed as top prospect in Colorado by every major recruiting service*
- ▶ *Helped Valor Christian HS to back-to-back 5A state title appearances*
- ▶ *First-team Class 5A all-state choice as both a junior and senior*

Eric Lee Jr. is one of four outstanding defensive prospects to join the Nebraska program in January. Lee joins fellow Colorado standout Avery Anderson in the Huskers' recruiting class, giving Nebraska the top two prospects out of the Colorado prep ranks in the 2015 signing class.

Lee earned first-team all-state honors the past two seasons in helping Valor Christian High to consecutive Class 5A state championship game appearances. The Eagles finished 10-4 in 2014, losing in the state championship game to Cherry Creek High School.

Lee starred on defense for Coach Rod Sherman, while also playing for assistant Coach Brian Dawkins, a former All-Pro NFL safety. Lee had five interceptions and 10 pass breakups in 2014 and also made 59 tackles, including three tackles for loss and a sack. Lee also rushed 36 times for 359 yards and three touchdowns and had 33 catches for 470 yards and four touchdowns. He totaled 1,120 all-purpose yards in his senior season.

Lee was an All-Colorado selection by the Denver Post for his play and also earned first-team 5A all-state honors from the Colorado High School Activities Association.

Lee helped Valor Christian to the 2013 Class 5A state championship and a 13-1 record. As a junior, Lee was honored as a first-team all-state defensive back by the CHSAA. Lee recorded 45 tackles for Valor Christian as a junior, while intercepting two passes and adding five breakups and three fumble recoveries.

A consensus four-star prospect, Lee was ranked as the No. 1 player in Colorado by Rivals.com. He was ranked among the nation's top 150 recruits by several recruiting services. Lee was regarded among the top 20 cornerbacks in the nation by Rivals.com, Scout, ESPN and 247 Sports.

Lee participated in the Semper Fi Bowl in California in early January before enrolling at Nebraska. Lee was also named the top performer at the 2014 Mile High 7-on-7 Camp.

Lee committed to the Huskers in February of 2014, after also considering scholarship offers from Arizona State, Colorado, Colorado State, Kansas State and Oregon State. He was born on Aug. 13, 1996, and is the son of Dana and Eric Lee Sr. Eric Lee Sr. earned his doctorate degree from Nebraska.

**STANLEY MORGAN****6-0, 185, WR, New Orleans, La. (St. Augustine HS)**

- ▶ *Caught more than 170 passes in three seasons at St. Augustine HS*
- ▶ *Regarded as one of nation's top 30 receiving prospects*
- ▶ *Helped team to two appearances in Class 5A state semifinals*

Stanley Morgan is one of two Nebraska signees from Louisiana and gives the Huskers an outstanding perimeter threat in the passing game. The 6-0, 185-pound Morgan was a three-year standout for St. Augustine High School in New Orleans, annually one of the state's top prep programs.

Morgan finished his senior season with 46 catches for 891 yards and eight touchdowns despite missing two games with a shoulder injury. His play helped Coach Cyril Crutchfield's team to a berth in the Class 5A state playoffs. Morgan was chosen as a first-team Class 5A all-state performer for his play as a senior.

Morgan produced big numbers as a junior, helping St. Augustine to a 9-2 record and a trip to the semifinals of the state playoffs. Morgan had 66 receptions for 1,077 yards and 13 touchdowns. For his efforts, he was named a second-team Class 5A all-state pick by the Louisiana Sportswriters Association.

Morgan first showed his play-making ability as a sophomore in 2012. He caught 61 passes for 806 yards and 13 touchdowns, helping St. Augustine to a state semifinal appearance and a 9-4 overall record.

Morgan was ranked among the top 30 receivers in the nation by both Rivals.com and ESPN. Rivals also ranked him as the No. 11 overall prospect in Louisiana, and the 247 composite rankings listed him as the No. 21 recruit in the state.

Morgan only visited Nebraska, but had numerous offers including Clemson, Georgia, Florida, Michigan State, Mississippi State, Ole Miss, Ohio State, Tennessee, Utah and UCLA. Morgan also played basketball and was a member of the National Honor Society.

Morgan was born on Sept. 7, 1996, and he is the son of Monique Jason.

**DAISHON NEAL****6-7, 250, DE, Omaha, Neb. (Central HS)**

- ▶ *All-Nebraska and Super State selection as a senior at Omaha Central*
- ▶ *Recorded 11.5 tackles for loss and five sacks during senior season*
- ▶ *Also a member of Omaha Central basketball team past two seasons*

DaiShon Neal is one of two in-state prospects in Nebraska's 2015 signing class, coming to the Huskers from Omaha Central High School. Neal is the Huskers' first scholarship signee from Central High since offensive lineman D.J. Jones in 2006.

The 6-7, 250-pound Neal is relatively new to football but has shown his ability to dominate in the past two seasons for Coach Jay Ball. As a senior, Neal recorded 51 tackles, including 39 solo stops for the Eagles' defense. He also had 11.5 tackles for loss, five sacks and six quarterback hurries. He caused one fumble, recovered another and blocked one kick.

Neal showed his versatility and athleticism against Class A state champion Omaha North when he lined up at tight end and caught two touchdown passes. His play helped the Eagles to a 7-4 record and a trip to the second round of the Class A state playoffs. Neal was a first-team All-Nebraska selection by the Omaha World-Herald and a Super State selection by the Lincoln Journal Star. He also earned All-Metro honors from the World-Herald.

Neal saw his first varsity action in 2013 as a junior and quickly showed his raw talent and athleticism. His play helped the Eagles to a berth in the state playoffs. Neal is also a member of the Central basketball team that is ranked among the top 10 in the state, after reaching the state semifinals last season.

Neal was ranked as the top prospect in Nebraska by both Rivals.com and 247 Sports, and both services listed him among the top 40 defensive ends in the nation. Neal chose Nebraska over Michigan, and also visited Oklahoma, with offers from Oregon and Iowa among others.

**JORDAN OBER****6-1, 200, LS, Las Vegas, Nev. (Bishop Gorman HS)**

- ▶ *Part of state championship teams each of past two seasons*
- ▶ *Ranked among nation's top long snappers by RubioLongSnapping.com*
- ▶ *Helped Gorman kickers make more than 90 percent of kicks past two years*

Jordan Ober joined the Nebraska scholarship class in the final week before Signing Day. Ober comes to Nebraska regarded as one of the nation's top long snappers, adding an important piece to the Huskers' special teams.

The 6-1, 200-pound Ober was a part of one of the nation's top prep programs at Las Vegas' Bishop Gorman High School. The school has captured the Division I state title the past two seasons for Coach Tony Sanchez, who was recently named the head coach at UNLV.

As a senior, Ober helped Bishop Gorman to a perfect 15-0 record and a top-five national prep ranking. Ober's snapping helped Gorman kickers make 102-of-109 extra points and 4-of-7 field goals. Bishop Gorman also averaged nearly 40 yards per punt. Ober also caught one pass and had two tackles.

During Ober's junior season, Bishop Gorman posted a 13-2 record en route to a state title. Gorman's kickers made 85-of-90 PATS in 2013, and Ober added three tackles. Ober

was ranked among the nation's top long snapping prospects according to Chris Rubio of RubioLongSnapping.com.

Ober also drew interest from Arizona State, Boise State and San Jose State before choosing Nebraska. He was born on Dec. 30, 1996, and is the son of David Ober and Christi Dow.

## DEVINE OZIGBO

**5-11, 225, RB, Sachse, Texas (Sachse HS)**

- ▶ *Two-time all-district selection in Texas Class 5A*
- ▶ *Rushed for more than 2,500 yards, while adding nearly 1,000 receiving yards*
- ▶ *Accounted for 49 touchdowns over the past three seasons*

Devine Ozigbo is a versatile running back who joins the Nebraska program following a highly successful prep career at Sachse High School in Texas. The 5-11, 225-pound Ozigbo has shown the ability to dominate a game both as a runner and as a receiver out of the backfield.

Ozigbo played in a prolific offense for Coach Mark Behrens, as the team averaged better than 500 total yards per game, including 321 passing yards per game in 2014. Despite being in a pass-first offense, Ozigbo rushed for 795 yards on 149 carries, while recording four 100-yard rushing games and 15 rushing touchdowns. He also caught 22 passes for 415 yards and four touchdowns. Ozigbo's play helped Sachse to a 6-4 record in 2014. Ozigbo earned first-team All-District 11 honors in the 5A ranks for his outstanding play as a senior.

Ozigbo's play in 2013 helped Sachse to be one of Texas' top teams in the 5A ranks. Sachse finished the year with an 11-1 record before losing in the second round of the 5A Division 1 state playoffs. Ozigbo rushed for 947 yards and 13 touchdowns on 148 carries, while catching 23 passing for 311 yards and two scores. His play netted Ozigbo a spot on the 2013 all-district team.

Ozigbo first made a strong impact as a sophomore in 2012. He rushed 150 times for 802 yards and 12 touchdowns and caught 20 passes, with three touchdown receptions. His play helped his team to an 8-3 record and a trip to the 5A state playoffs.

Ozigbo was ranked among the nation's top 60 running backs by Rivals.com, 247 Sports and ESPN. Rivals and 247 also listed him among the top 100 overall players in Texas. Ozigbo originally committed to Iowa State, before choosing the Huskers. He had dozens of offers including Illinois, Iowa, Kansas State, Miami, Minnesota, Utah and Wisconsin to name a few.

Ozigbo was born on Oct. 2, 1996, and he is the son of Dave and Yaiye Ozigbo.

## ANTONIO REED

**6-2, 200, DB, Memphis, Tenn. (Southaven (Miss.) HS)**

- ▶ *Helped Southaven High to Mississippi state semifinals*
- ▶ *Versatile defender who has played multiple positions*
- ▶ *Ranked among top 40 players in Mississippi*

Antonio Reed was part of a late flurry of additions to the Huskers' 2015 signing class, committing to Nebraska on the final weekend before Signing Day. Reed is a versatile defender who could play a variety of positions for the Huskers.

The 6-2, 200-pound Reed was a standout at Southaven High School in the Memphis area. His play as a senior helped Coach Ed Rich's team to an 11-3 record and a trip to the semifinals of the Class 6A state playoffs. Reed lined up in a variety of positions, but was primarily a defensive back. He made 19 tackles, including a tackle for loss and added an interception. He also had a touchdown reception as a receiver for the Chargers.

Reed was also a standout defender for Southaven in 2013, helping his team to a 6-6 record.

Reed was listed among the top 40 players in Mississippi by 247 Sports and was ranked as one of the nation's top 100 safety prospects. Reed also visited Memphis and drew strong recruiting interest from Southern Miss before picking Nebraska.

## MATT SNYDER

**6-5, 245, TE, San Ramon, Calif. (California HS)**

- ▶ *Helped California High in San Ramon, Calif., to three playoff appearances*
- ▶ *Averaged nearly 20 yards per reception over the past two seasons*
- ▶ *Made 99 tackles on defense during junior and senior years*

Matt Snyder gives Nebraska a versatile tight end in the 2015 recruiting class, joining the Husker program from California. The 6-5, 245-pound Snyder was a standout performer for California High School in San Ramon, helping the team to three consecutive playoff appearances.

As a senior Snyder caught 17 passes for 408 yards, an average of 24 yards per reception. He also had four touchdowns receptions for Coach Eric Billeci's team. Snyder was also a strong contributor on defense, racking up 57 tackles, while adding an interception and seven quarterback hurries. Snyder's play helped his team to a 9-4 record before losing in the semifinals of the CIF Division I state playoffs.

Snyder had 17 receptions in his junior season, good for 259 receiving yards and two touchdowns. He was also a defensive stalwart for the Grizzlies, making 42 tackles, with 1.5 sacks, two breakups and a fumble recovery. Snyder's play helped California High to an 11-3 record, before losing in the CIF North Coast Division I playoffs.

Snyder provided depth on both sides of the ball as a sophomore in 2012, when his team posted a 10-3 record and advanced to the Division I state championship game.

Snyder was ranked among the nation's top 20 tight ends by 247 Sports and ESPN, and 247 ranked him among the top 70 overall players in California. Snyder chose Nebraska after also visiting Oregon State, Michigan and California.

## ADRIENNE TALAN

**6-1, 200, LB, Davie, Fla. (Flanagan HS)**

- ▶ *First-team Class 8A Florida all-state selection*
- ▶ *Helped team to Class 8A playoff appearances past two seasons*
- ▶ *Made more than 90 tackles each of past two seasons*

Adrienne Talan joins an impressive group of defensive standouts in the Huskers' 2015 signing class. The 6-1, 200-pound Talan was a key playmaker for Flanagan High School in Florida over the past two seasons.

Talan helped Coach Devin Bush's team to a 12-1 record in 2014, culminated by a trip to the Class 8A state semifinals. Talan was a key part of the success and earned first-team Florida Class 8A all-state honors by the Associated Press.

Talan was also a key playmaker for the Flanagan High defense in 2013. He recorded 96 tackles, including four sacks, and also had three fumbles caused, two fumble recoveries, a blocked punt and a blocked field goal. His efforts helped Flanagan High School to a 9-2 record and a Class 8A playoff appearance.

Talan was regarded as the nation's No. 79 athlete prospect by 247Sports composite rankings, and he was listed among the top 150 players in Florida.

Talan also visited Oregon State, Pittsburgh, TCU and Temple, before picking Nebraska. He also had offers from Arkansas, Indiana, Iowa and Purdue.

## AARON WILLIAMS

**5-11, 185, DB, Atlanta, Ga. (Carver HS)**

- ▶ *Helped Atlanta Carver High to back-to-back state playoff appearances*
- ▶ *Two-time all-state pick and four-time all-region selection*
- ▶ *Totaled nearly 300 tackles in his final two high school seasons*

Aaron Williams is part of an impressive group of talented defenders who joined the Nebraska program in January. Williams starred at Carver High School in Atlanta, where he was one of the top defensive backs in the Southeast.

As a senior, Williams helped Carver High to an 8-3 record and a trip to the Class AAAAA state playoffs. Williams was a dominant defender from the secondary for Coach Darren Myles, racking up 148 tackles, including 101 solo stops. He also had 10 tackles for loss, six breakups and an interception. Williams was also an explosive threat on offense, catching 13 passes for 283 yards, an average of 21.8 yards per catch, and he ran for 116 yards on 15 carries. Williams was a first-team Class AAAAA all-state selection for his play in 2014.

Williams earned first-team all-region honors each of his four years at Carver High and was also a first-team all-state pick by the Atlanta Journal Constitution in 2013. In his junior season, he helped Carver reach the Class AAAAA playoff by racking up 145 tackles, including 109 solo stops. He added six interceptions and four pass breakups.

Williams was regarded as one of the top 75 prospects in Georgia and was ranked among the top 30 safeties in the country by 247Sports. Williams was selected to play in the Rising Senior Bowl in January of 2014, featuring the top 101 college prospects in the state.

Williams committed to Nebraska in May after considering offers from Kansas State, Mississippi State, Cincinnati and Purdue, among others. Williams is the son of Ernest and Felicia Williams, and born on Jan. 1, 1997.

## DEDRICK YOUNG

**6-1, 220, LB, Peoria, Ariz. (Centennial HS)**

- ▶ *Two-time first-team All-Arizona selection*
- ▶ *Rushed for more than 3,700 yards and 51 touchdowns the past three years*
- ▶ *Totaled 210 tackles and 19 tackles for loss during prep career*

Dedrick Young is one of four defensive players who joined the Nebraska program in January. The 6-1, 220-pound Young came to Nebraska from Centennial High in Peoria, Ariz., where he excelled as both a linebacker and running back.

Young's play on both sides of the ball led Coach Richard Taylor's team deep into the Arizona Division II playoffs the past three seasons. In 2014, the Coyotes posted a 12-2 record and won the state championship, winning their four playoff games by an average of nearly 30 points per game.

Young keyed the state title season. On offense, he rushed for 1,557 yards and 19 touchdowns with nine 100-yard rushing games. In the final three playoff games, Young rushed for a total of 379 yards and five touchdowns. Defensively, he totaled 98 tackles, including 55 solo stops, seven tackles for loss and a sack. Young also added nine hurries, an interception and two breakups.

Young's versatility was evident in his postseason honors. He was an All-Arizona offensive pick by the Arizona Republic and the publication's Division II Player of the Year, while the

state's coaches association named him the Division II Defensive Player of the Year.

As a junior, Young rushed for 1,696 yards and 17 touchdowns, while adding 89 tackles, nine tackles for loss, five sacks and three fumbles caused. His play led Centennial High to a 10-2 record and a trip to the state playoffs. Young was an All-Arizona selection as a running back.

Young contributed on both sides of the ball as a sophomore, helping the Coyotes to a 12-2 record and a state runner-up finish. Young rushed for 450 yards and 15 touchdowns, while adding 23 tackles and three tackles for loss.

Young was a consensus top 10 player in Arizona. Rivals.com ranked him as the No. 41 running back in the nation, 247 Sports listed him as the nation's No. 49 athlete prospect and Scout ranked him as the nation's No. 34 linebacker.

Young chose Nebraska after also visiting Washington, and he had offers from nearly every Pac-12 school including Oregon State, UCLA, Arizona and Arizona State.

## WALK-ON STUDENT-ATHLETES

*Nebraska has secured commitments from nine prospects who plan to join the program as walk-ons for the 2015 season.*

### FYN ANDERSON

#### 6-3, 260, DL, Lincoln, Neb. (Southeast HS)

Fyn Anderson joins the Nebraska 2015 walk-on class after starting for three seasons at Lincoln Southeast High School. The 6-3, 260-pound Anderson was a standout performer for Coach Ryan Gottula's teams, helping the Knights to state playoff appearances in 2012 and 2013.

In addition to his play on the offensive line, Anderson had 31 tackles and two sacks as a senior. He earned honorable-mention Class A all-state honors from the Omaha World-Herald and Lincoln Journal Star.

Anderson also earned honorable-mention all-state honors as a junior when the Knights reached the state playoffs in part behind Anderson's dominant blocking. Anderson also started in 2012, when Southeast posted a 9-2 record and reached the state quarterfinals.

Anderson also had offers from Cornell, Holy Cross, Drake and San Diego.

### JARED BRUGMANN

#### 6-2, 225, LB, Gretna, Neb. (Gretna HS)

Jared Brugmann was a standout performer for Gretna High School over the past three seasons, helping the Dragons rank among the state's top Class B programs each year. Brugmann saw action on both sides of the ball in 2014, racking up 89 tackles, including 11 tackles for loss from his linebacker position. He added four fumble recoveries, a blocked field goal and a blocked punt. He also rushed 22 times for 111 yards and three touchdowns.

Brugmann's play helped Coach Chad Jepsen's team to a 9-2 record and a trip to the second round of the state playoffs in 2014. Brugmann earned honorable-mention all-state accolades from the Omaha World-Herald and Lincoln Journal Star and was named to the World-Herald's All-Area team.

Brugmann had 23 tackles and a tackle for loss as a junior, helping Gretna to an 11-1 record and a trip to the Class B state semifinals. Brugmann was born on Feb. 1, 1997, and he is the son of Scott and Jenny Brugmann.

### BRODY CLEVELAND

#### 6-2, 210, LB, Ogallala, Neb. (Ogallala HS)

Brody Cleveland was a versatile two-way performer at Ogallala High School, helping his team to the state playoffs each of the past two seasons. The 6-2, 210-pound Cleveland had 74 carries for 338 yards and five touchdowns as a running back in 2014, while catching 12 passes for 157 yards. On defense, Cleveland made 108 tackles, including 74 solo stops for Coach Jeff McBride's team. Cleveland also had a fumble recovery and a blocked punt in 2014.

Cleveland's performance helped Ogallala to the Class C-1 state playoffs in 2014. Cleveland was an honorable-mention all-state pick by the Lincoln Journal Star and Omaha World-Herald. He was also an honorable-mention choice in his junior season.

### AUSTIN HEMPHILL

#### 6-0, 220, FB, Gretna, Neb. (Gretna HS)

Austin Hemphill is one of two Gretna High School products set to join the Nebraska program as a walk-on, joining fellow Dragon Jared Bruggman. The 6-0, 220-pound Hemphill excelled on both sides of the ball for Coach Chad Jepsen, helping Gretna to a trip to the second round of the Class B state playoffs in 2014.

Hemphill carried the ball 95 times for 451 yards and four touchdowns in 2014 and had one 100-yard rushing game. On defense, he made 14 tackles and had an interception. A powerful athlete, Hemphill ran a 4.65 40-yard dash, and was also a state champion powerlifter in the 220-pound division. Hemphill was born on July 29, 1996, and he is the son of Dan and Susie Hemphill.

### NOAH JOHNSON

#### 6-0, 195, RB, Sutton, Neb. (Sutton HS)

Noah Johnson is set to join the Nebraska program as a walk-on after leading the state in rushing yards his senior season at Sutton High School. The 6-0, 195-pound Johnson rushed for 2,892 yards in his senior year, helping Coach Steve Ramer's team to a 9-1 record and a Class C-2 playoff berth.

Johnson averaged nearly 10 yards per carry and rushed for 40 touchdowns, while topping 100 yards in all 10 games. Johnson was named to the Class C-2 all-state team by the Omaha World-Herald and Lincoln Journal Star following his prolific 2014 rushing effort. Johnson was an honorable-mention all-state selection during his junior season.

### REID KAREL

#### 6-3, 190, QB, Seward, Neb. (Seward HS)

Reid Karel joins Nebraska's walk-on class after excelling at quarterback for Seward High School. The 6-3, 190-pound Karel threw for nearly 2,000 yards with 14 touchdown passes during his senior season. He also rushed for 270 yards and six touchdowns. Karel led Coach Jamie Opfer's team to an 8-3 record, before losing in the Class B state quarterfinals.

Karel was an honorable-mention all-state pick by both the Omaha World-Herald and Lincoln Journal Star. Karel has also been a member of the Bluejays' basketball and baseball teams over the past three seasons. Karel was born on July 7, 1997, and he is the son of Michael and Lisa Karel.

### WYATT MAZOUR

#### 5-9, 190, ATH, Albion, Neb. (Boone Central HS)

Wyatt Mazour has been one of the state's most dynamic playmakers over the past two seasons for Boone Central/Newman Grove. Mazour led Coach Arnold Johnson's team to a perfect 13-0 record and Class C-1 state title in 2014. Mazour passed for 1,863 yards and 25 touchdowns, while completing better than 56 percent of his passes. On the ground, Mazour rushed for 1,632 yards and 26 touchdowns, with eight 100-yard rushing games. Mazour added nine tackles and two interceptions on defense and had more than 600 return yards, including 485 yards on kickoff returns.

Mazour was the first-team Super State quarterback by the Lincoln Journal Star and first-team All-Nebraska by the Omaha World-Herald for his play as a senior. Both the Journal Star and World-Herald named him the honorary captain of the Class C-1 all-state team in 2014.

Mazour was also the C-1 all-state quarterback as a junior, leading his team to an 11-1 record and a trip to the state semifinals. Mazour threw for 1,608 yards and 11 touchdowns, while rushing for 1,228 yards and 24 touchdowns in 2013. He also added 19 tackles and three interceptions and had more than 500 return yards.

### JACOB WEINMASTER

#### 6-0, 200, LB, Loveland, Colo. (Loveland HS)

Jacob Weinmaster is the lone out-state walk-on in Nebraska's 2015 class. The 6-0, 200-pound Weinmaster excelled on both sides of the ball the past three seasons at Loveland (Colo.) High School.

Weinmaster rushed for 806 yards and eight touchdowns as a senior, while catching 13 passes for 308 yards and three touchdowns. On defense, he made 172 tackles, including three tackles for loss, while adding four interceptions for Coach Wayne McGinn's team.

In 2013, Weinmaster totaled 125 tackles, including 12 tackles for loss. He rushed for 516 yards and 11 touchdowns, while catching 13 passes for 129 yards. He also threw for 200 yards and three touchdowns on just seven completions.

Weinmaster first made an impact for Loveland High as a sophomore, recording 108 tackles, including 71 solo stops. He added four tackles for loss and four blocked kicks. On offense, Weinmaster ran for 732 yards and six touchdowns.

### CONOR YOUNG

#### 6-1, 170, ATH, Cozad, Neb. (Cozad HS)

Conor Young has been an outstanding performer on both sides of the ball throughout his career at Cozad High School, helping his team rank among the top schools in the Class C-1 ranks. As a senior, Young threw for 1,311 yards and 17 touchdowns for Coach Brian Cargill's team. Young ran for 982 yards and 12 touchdowns, compiling four 100-yard rushing games. Young also intercepted six passes, while adding 11 pass breakups. He averaged nearly 30 yards on kickoff returns and better than 20 yards on punt returns.

Young's efforts helped Cozad to a 10-2 record in 2014 and a trip to the Class C-1 state semifinals. He was a first-team Class C-1 all-state pick as a defensive back by both the Omaha World-Herald and the Lincoln Journal Star.

Young was an honorable-mention all-state pick as a junior, helping Cozad to a 13-0 record and a Class C-1 state title. Young had 19 receptions for 509 yards and seven touchdowns as a junior. Defensively, he had 64 tackles, four tackles for loss and six interceptions to lead the defense. Young was born on Oct. 26, 1996, and he is the son of Marcus and Melinda Young. His older brother, Dreu, lettered as a tight end at Nebraska.



## 2014 Nebraska Schedule and Results

DATE	OPPONENT	RESULT	SCORE	RECORD	CONFERENCE	TIME	ATTEND
Aug. 30	Florida Atlantic	W	55-7	1-0	0-0	3:20	91,441
Sept. 6	McNeese State	W	31-24	2-0	0-0	3:23	91,082
Sept. 13	at Fresno State	W	55-19	3-0	0-0	3:41	41,031
Sept. 20	Miami	W	41-31	4-0	0-0	3:24	91,585
Sept. 27	Illinois*	W	45-14	5-0	1-0	3:24	91,225
Oct. 4	at No. 10 Michigan State*	L	22-27	5-1	1-1	3:54	75,923
Oct. 18	at Northwestern*	W	38-17	6-1	2-1	3:34	47,330
Oct. 25	Rutgers *	W	42-24	7-1	3-1	3:13	91,088
Nov. 1	Purdue *	W	35-14	8-1	4-1	3:28	91,107
Nov. 15	at No. 22 Wisconsin *	L	24-59	8-2	4-2	3:34	80,539
Nov. 22	Minnesota *	L	24-28	8-3	4-3	3:20	91,186
Nov. 28	at Iowa*	W	37-34 (OT)	9-3	5-3	3:44	66,897
Dec. 27	vs. No. 24 USC	L	42-45	9-4	5-3	3:55	55,789

\* Big Ten conference game

## Team Statistics

TEAM STATISTICS	NU	OPP
SCORING	491	343
Points Per Game	37.8	26.4
Points Off Turnovers	59	76
FIRST DOWNS	290	246
Rushing	149	113
Passing	115	118
Penalty	26	15
RUSHING YARDAGE	3123	2312
Yards gained rushing	3360	2633
Yards lost rushing	237	321
Rushing Attempts	587	488
Average Per Rush	5.3	4.7
Average Per Game	240.2	177.8
TDs Rushing	35	25
PASSING YARDAGE	2757	2676
Comp-Att-Int	190-359-12	214-441-13
Average Per Pass	7.7	6.1
Average Per Catch	14.5	12.5
Average Per Game	212.1	205.8
TDs Passing	24	15
TOTAL OFFENSE	5880	4988
Total Plays	946	929
Average Per Play	6.2	5.4
Average Per Game	452.3	383.7
KICK RETURNS: #-Yards	43-894	59-1248
PUNT RETURNS: #-Yards	39-620	16-143
INT RETURNS: #-Yards	13-124	12-181
KICK RETURN AVERAGE	20.8	21.2
PUNT RETURN AVERAGE	15.9	8.9
INT RETURN AVERAGE	9.5	15.1
FUMBLES-LOST	27-13	20-10
PENALTIES-Yards	75-655	78-680
Average Per Game	50.4	52.3
PUNTS-Yards	64-2628	90-3488
Average Per Punt	41.1	38.8
Net punt average	37.3	36.2
KICKOFFS-Yards	90-5518	65-3696
Average Per Kick	61.3	56.9
Net kick average	39.1	36.2
TIME OF POSSESSION/Game	30:16	29:44
3RD-DOWN Conversions	76/184	58/193
3rd-Down Pct	41%	30%
4TH-DOWN Conversions	6/13	10/20
4th-Down Pct	46%	50%
SACKS BY-Yards	29-240	22-129
MISC YARDS	89	0
TOUCHDOWNS SCORED	64	44
FIELD GOALS-ATTEMPTS	15-22	11-16
ON-SIDE KICKS	0-1	0-2
RED-ZONE SCORES	(53-60) 88%	(36-44) 82%
RED-ZONE TOUCHDOWNS	(42-60) 70%	(27-44) 61%
PAT-ATTEMPTS	(60-60) 100%	(44-44) 100%
ATTENDANCE	638744	311720
Games/Avg Per Game	7/91249	5/62344

SCORE BY QUARTERS	1ST	2ND	3RD	4TH	OT	TOTAL
Nebraska	104	141	113	127	6	491
Opponents	71	96	111	62	3	343





# 2014 Nebraska Individual Statistics

RUSHING	GP/GS	ATT	GAIN	LOSS	NET	AVG	TD	LONG	AVG/G
Abdullah, Ameer	13-13	264	1657	46	1611	6.1	19	57	123.9
Armstrong Jr.	13-13	145	842	137	705	4.9	6	42	54.2
Cross, Imani	12-0	75	397	13	384	5.1	5	62	32.0
Newby, Terrell	13-0	67	302	5	297	4.4	5	43	22.8
Nelson, Jordan	12-0	13	76	2	74	5.7	0	18	6.2
Fyfe, Ryker	7-0	7	52	5	47	6.7	0	15	6.7
Foltz, Sam	13-0	1	14	0	14	14.0	0	14	1.1
Pierson-El, D.	13-6	5	13	3	10	2.0	0	6	0.8
Nabity, Graham	11-0	2	7	0	7	3.5	0	4	0.6
TEAM	13-0	8	0	26	-26	-3.2	0	0	-2.0
<b>Total</b>	<b>13</b>	<b>587</b>	<b>3360</b>	<b>237</b>	<b>3123</b>	<b>5.3</b>	<b>35</b>	<b>62</b>	<b>240.2</b>
<b>Opponents</b>	<b>13</b>	<b>488</b>	<b>2633</b>	<b>321</b>	<b>2312</b>	<b>4.7</b>	<b>25</b>	<b>68</b>	<b>177.8</b>

PASSING	G/S	EFFIC	CMP-ATT-INT	PCT	YDS	TD	LNG	AVG/G
Armstrong Jr.	13-13	133.04	184-345-12	53.3	2695	22	73	207.3
Fyfe, Ryker	7-0	106.60	4-10-0	40.0	40	1	12	5.7
TEAM	13-0	0.00	0-2-0	0.0	0	0	0	0.0
Stanton, Johnny	2-0	150.40	1-1-0	100.0	6	0	6	3.0
Pierson-El, D.	13-6	564.40	1-1-0	100.0	16	1	16	1.2
Abdullah, Ameer	13-13	0.00	0-0-0	0.0	0	0	0	0.0
<b>Total</b>	<b>13</b>	<b>132.81</b>	<b>190-359-12</b>	<b>52.9</b>	<b>2757</b>	<b>24</b>	<b>73</b>	<b>212.1</b>
<b>Opponents</b>	<b>13</b>	<b>104.83</b>	<b>214-441-13</b>	<b>48.5</b>	<b>2676</b>	<b>15</b>	<b>71</b>	<b>205.8</b>

RECEIVING	G/GS	NO.	YDS	AVG	TD	LONG	AVG/G
Bell, Kenny	13-12	47	788	16.8	6	73	60.6
Westerkamp, J.	13-9	44	747	17.0	5	70	57.5
Pierson-El, D.	13-6	23	321	14.0	4	46	24.7
Abdullah, Ameer	13-13	22	269	12.2	3	58	20.7
Moore, Alonzo	11-7	10	136	13.6	0	43	12.4
Allen, Taariq	13-0	8	73	9.1	1	34	5.6
Newby, Terrell	13-0	8	45	5.6	0	20	3.5
Carter, Cethan	9-8	6	98	16.3	1	34	10.9
Reilly, Brandon	7-1	6	85	14.2	0	35	12.1
Hovey, Lane	13-0	5	69	13.8	0	29	5.3
Turner, Jamal	2-2	4	37	9.2	0	17	18.5
Cotton, Sam	13-4	3	41	13.7	2	23	3.2
Janovich, Andy	13-2	1	16	16.0	0	16	1.2
Armstrong Jr.	13-13	1	16	16.0	1	16	1.2
Bailey, C.	4-0	1	10	10.0	1	10	2.5
Foster, Trey	8-1	1	6	6.0	0	6	0.8
<b>Total</b>	<b>13</b>	<b>190</b>	<b>2757</b>	<b>14.5</b>	<b>24</b>	<b>73</b>	<b>212.1</b>
<b>Opponents</b>	<b>13</b>	<b>214</b>	<b>2676</b>	<b>12.5</b>	<b>15</b>	<b>71</b>	<b>205.8</b>

PUNT RETURNS	NO.	YDS	AVG	TD	LONG
Pierson-El, D.	34	596	17.5	3	86
Williams, Kieron	2	29	14.5	0	0
Bell, Kenny	2	5	2.5	0	3
Santos, David	1	-10	-10.0	0	0
<b>Total</b>	<b>39</b>	<b>620</b>	<b>15.9</b>	<b>3</b>	<b>86</b>
<b>Opponents</b>	<b>16</b>	<b>143</b>	<b>8.9</b>	<b>1</b>	<b>28</b>

INTERCEPTIONS	NO.	YDS	AVG	TD	LONG
Gerry, Nate	5	92	18.4	0	54
Davie, Daniel	2	17	8.5	0	17
Santos, David	1	0	0.0	0	0
Cooper, Corey	1	0	0.0	0	0
Cockrell, B.	1	10	10.0	0	10
Gregory, Randy	1	0	0.0	0	0
Kalu, Joshua	1	5	5.0	0	5
Mitchell, Josh	1	0	0.0	0	0
<b>Total</b>	<b>13</b>	<b>124</b>	<b>9.5</b>	<b>0</b>	<b>54</b>
<b>Opponents</b>	<b>12</b>	<b>181</b>	<b>15.1</b>	<b>2</b>	<b>98</b>

KICK RETURNS	NO.	YDS	AVG	TD	LONG
Abdullah, Ameer	14	392	28.0	0	76
Pierson-El, D.	10	147	14.7	0	20
Bell, Kenny	8	191	23.9	0	35
Moore, Alonzo	3	53	17.7	0	21
Newby, Terrell	3	53	17.7	0	20
Janovich, Andy	3	38	12.7	0	17
Cross, Imani	1	10	10.0	0	10
Hart, Greg	1	10	10.0	0	10
<b>Total</b>	<b>43</b>	<b>894</b>	<b>20.8</b>	<b>0</b>	<b>76</b>
<b>Opponents</b>	<b>59</b>	<b>1248</b>	<b>21.2</b>	<b>1</b>	<b>98</b>

FUMBLE RETURNS	NO.	YDS	AVG	TD	LONG
Roach, Trevor	1	6	6.0	0	6
Gerry, Nate	1	3	3.0	1	3
Kalu, Joshua	1	11	11.0	0	11
Mitchell, Josh	1	57	57.0	1	57
<b>Total</b>	<b>4</b>	<b>77</b>	<b>19.2</b>	<b>2</b>	<b>57</b>
<b>Opponents</b>	<b>3</b>	<b>64</b>	<b>21.3</b>	<b>0</b>	<b>38</b>

FIELD GOALS	FGM-FGA	PCT	01-19	20-29	30-39	40-49	50-99	LG	BLK
Brown, Drew	14-21	66.7	1-1	4-5	7-8	2-6	0-1	44	1
Bondi, Mauro	1-1	100.0	0-0	0-0	0-0	1-1	0-0	45	0
<b>Total</b>	<b>15-22</b>	<b>68.1</b>	<b>1-1</b>	<b>4-5</b>	<b>7-8</b>	<b>3-7</b>	<b>0-1</b>	<b>45</b>	<b>1</b>
<b>Opponents</b>	<b>10-15</b>	<b>66.7</b>	<b>0-0</b>	<b>7-7</b>	<b>1-4</b>	<b>2-3</b>	<b>0-1</b>	<b>42</b>	<b>0</b>

FG SEQUENCE	NEBRASKA	OPPONENTS
Florida Atlantic	(44),(45)	45
McNeese State	(31)	(24)
Fresno State	43,(38),(22)	30,(27)
Miami	(19),(39)	(34)
Illinois	(29),54	-
Michigan State	(40)	(28),(27),36
Northwestern	39,(33)	(29)
Rutgers	42	50,(41)
Purdue	46	-
Wisconsin	(32)	(26)
Minnesota	(30)	30
Iowa	49,27,(20)	(22),(25)
USC	(34),(24)	(42)

Numbers in (parentheses) indicate field goal was made.

PUNTING	NO.	YDS	AVG	LONG	TB	FC	I20	BLKD
Foltz, Sam	63	2659	42.2	70	5	20	26	0
TEAM	1	-31	-31.0	0	0	0	0	0
<b>Total</b>	<b>64</b>	<b>2628</b>	<b>41.1</b>	<b>70</b>	<b>5</b>	<b>20</b>	<b>26</b>	<b>0</b>
<b>Opponents</b>	<b>90</b>	<b>3488</b>	<b>38.8</b>	<b>74</b>	<b>3</b>	<b>16</b>	<b>13</b>	<b>4</b>

KICKOFFS	NO.	YDS	AVG	TB	OB	RETN	NET	YDLN
Brown, Drew	47	2819	60.0	14	1			
Bondi, Mauro	34	2173	63.9	15	0			
Lindsay, S.	9	526	58.4	1	0			
<b>Total</b>	<b>90</b>	<b>5518</b>	<b>61.3</b>	<b>30</b>	<b>1</b>	<b>1248</b>	<b>39.1</b>	<b>25</b>
<b>Opponents</b>	<b>65</b>	<b>3696</b>	<b>56.9</b>	<b>18</b>	<b>2</b>	<b>894</b>	<b>36.2</b>	<b>28</b>



Jordan Westerkamp



SCORING	----- PATS -----								
	TD	FGS	KICK	RUSH	RCV	PASS	DXP	SAF	PTS
Abdullah, Ameer	22	0-0	0-0	0-1	0	0-0	0	0	132
Brown, Drew	0	14-21	59-59	0-0	0	0-0	0	0	101
Armstrong Jr.	7	0-0	0-0	0-0	0	1-1	0	0	42
Pierson-El, D.	7	0-0	0-0	0-0	0	0-0	0	0	42
Bell, Kenny	6	0-0	0-0	0-0	1	0-0	0	0	38
Newby, Terrell	5	0-0	0-0	0-0	0	0-0	0	0	30
Cross, Imani	5	0-0	0-0	0-0	0	0-0	0	0	30
Westerkamp, J.	5	0-0	0-0	0-0	0	0-0	0	0	30
Cotton, Sam	2	0-0	0-0	0-0	0	0-0	0	0	12
Carter, Cethan	1	0-0	0-0	0-0	0	0-0	0	0	6
Allen, Taariq	1	0-0	0-0	0-0	0	0-0	0	0	6
Gerry, Nate	1	0-0	0-0	0-0	0	0-0	0	0	6
Mitchell, Josh	1	0-0	0-0	0-0	0	0-0	0	0	6
Bailey, C.	1	0-0	0-0	0-0	0	0-0	0	0	6
Bondi, Mauro	0	1-1	1-1	0-0	0	0-0	0	0	4
Fyfe, Ryker	0	0-0	0-0	0-1	0	0-0	0	0	0
<b>Total</b>	<b>64</b>	<b>15-22</b>	<b>60-60</b>	<b>0-2</b>	<b>1</b>	<b>1-1</b>	<b>0</b>	<b>0</b>	<b>491</b>
<b>Opponents</b>	<b>44</b>	<b>11-16</b>	<b>44-44</b>	<b>0-0</b>	<b>0</b>	<b>0-0</b>	<b>0</b>	<b>1</b>	<b>343</b>

TOTAL OFFENSE	G	PLAYS	RUSH	PASS	TOTAL	AVG/G
Abdullah, Ameer	13	264	1611	0	1611	123.9
Cross, Imani	12	75	384	0	384	32.0
Newby, Terrell	13	67	297	0	297	22.8
Fyfe, Ryker	7	17	47	40	87	12.4
Nelson, Jordan	12	13	74	0	74	6.2
Pierson-El, D.	13	6	10	16	26	2.0
Foltz, Sam	13	1	14	0	14	1.1
Nabity, Graham	11	2	7	0	7	0.6
Stanton, Johnny	2	1	0	6	6	3.0
TEAM	13	10	-26	0	-26	-2.0
<b>Total</b>	<b>13</b>	<b>946</b>	<b>3123</b>	<b>2757</b>	<b>5880</b>	<b>452.3</b>
<b>Opponents</b>	<b>13</b>	<b>929</b>	<b>2312</b>	<b>2676</b>	<b>4988</b>	<b>383.7</b>

ALL PURPOSE	G	RUSH	REC	PR	KOR	IR	TOT	AVG/G
Abdullah, Ameer	13	1611	269	0	392	0	2272	174.8
Pierson-El, D.	13	10	321	596	147	0	1074	82.6
Bell, Kenny	13	0	788	5	191	0	984	75.7
Westerkamp, J.	13	0	747	0	0	0	747	57.5
Armstrong Jr.	13	705	16	0	0	0	721	55.5
Newby, Terrell	13	297	45	0	53	0	395	30.4
Cross, Imani	12	384	0	0	10	0	394	32.8
Moore, Alonzo	11	0	136	0	53	0	189	17.2
Carter, Cethan	9	0	98	0	0	0	98	10.9
Gerry, Nate	13	0	0	0	0	92	92	7.1
Reilly, Brandon	7	0	85	0	0	0	85	12.1
Nelson, Jordan	12	74	0	0	0	0	74	6.2
Allen, Taariq	13	0	73	0	0	0	73	5.6
Hovey, Lane	13	0	69	0	0	0	69	5.3
Janovich, Andy	13	0	16	0	38	0	54	4.2
Fyfe, Ryker	7	47	0	0	0	0	47	6.7
Cotton, Sam	13	0	41	0	0	0	41	3.2
Turner, Jamal	2	0	37	0	0	0	37	18.5
Williams, Kieron	13	0	0	29	0	0	29	2.2
Davie, Daniel	13	0	0	0	0	17	17	1.3
Foltz, Sam	13	14	0	0	0	0	14	1.1
Bailey, C.	4	0	10	0	0	0	10	2.5
Hart, Greg	9	0	0	0	10	0	10	1.1
Cockrell, B.	13	0	0	0	0	10	10	0.8
Nabity, Graham	11	7	0	0	0	0	7	0.6
Foster, Trey	8	0	6	0	0	0	6	0.8
Kalu, Joshua	13	0	0	0	0	5	5	0.4
Santos, David	10	0	0	-10	0	0	-10	-1.0
TEAM	13	-26	0	0	0	0	-26	-2.0
<b>Total</b>	<b>13</b>	<b>3123</b>	<b>2757</b>	<b>620</b>	<b>894</b>	<b>124</b>	<b>7518</b>	<b>578.3</b>
<b>Opponents</b>	<b>13</b>	<b>2312</b>	<b>2676</b>	<b>143</b>	<b>1248</b>	<b>181</b>	<b>6560</b>	<b>504.6</b>



Tommy Armstrong Jr.



De'Mornay Pierson-El



# Defensive Statistics

NAME	GP-GS	-----TACKLES-----			TFL-YDS	-SACKS-	---PASS DEF---			-FUMBLES-	BLKD			
		SOLO	AST	TOTAL			INT-YDS	BRUP	QBH		Rcv-YDS	FF	KICK	SAF
13 Anderson, Zaire	13-12	48	55	103	13-34	2.0-16	.	5	3	2-0	3	.	.	
25 Gerry, Nate	13-13	49	39	88	7-9	0.5-2	.	5-92	4	3	1-3	2	.	.
6 Cooper, Corey	12-12	46	27	73	2-5	.	.	1-0	1	1	.	2	.	.
43 Roach, Trevor	12-6	32	31	63	7-18	1.0-7	.	.	2	2	2-6	1	.	.
4 Gregory, Randy	11-10	23	31	54	10-69	7.0-67	.	1-0	3	16	.	1	2	.
41 Santos, David	10-8	21	29	50	3-3	.	.	1-0	.	1	.	.	.	.
52 Banderas, Josh	12-6	19	31	50	2-5	.	.	.	1	.	.	.	.	.
90 McMullen, Greg	13-13	20	27	47	9-42	4.0-31	.	.	4	10	.	.	.	.
98 Valentine, V.	13-11	20	25	45	7-28	3.0-22	.	.	2	2	.	1	.	.
7 Collins, Maliek	13-13	17	28	45	14-47	4.5-33	.	.	.	13	.	.	.	.
23 Davie, Daniel	13-13	25	16	41	6-8	.	.	2-17	5	.	.	.	.	.
5 Mitchell, Josh	13-13	33	6	39	2-14	2.0-14	.	1-0	13	.	1-57	.	.	.
28 Cockrell, B.	13-6	18	11	29	1-5	.	.	1-10	7	1	1-0	.	.	.
10 Kalu, Joshua	13-2	20	7	27	1-1	.	.	1-5	3	1	1-11	2	.	.
95 Gangwish, Jack	12-3	7	12	19	4-9	0.5-6	.	.	1	2	.	1	.	.
92 Williams, Kevin	10-2	5	14	19	8-34	3.0-28	.	.	.	2	.	.	.	.
14 Rose, Jonathan	13-0	13	5	18	.	.	.	.	1	.	.	.	.	.
24 Williams, A.	13-0	7	6	13	.	.	.	.	.	.	.	.	.	.
31 Felici, Joey	13-0	5	7	12	.	.	.	.	.	.	.	.	.	.
27 Williams, Kieron	13-0	4	5	9	1-1	.	.	.	.	.	.	.	3	.
55 Maurice, Kevin	10-0	2	6	8	1-5	0.5-5	.	.	.	1	.	.	.	.
11 Jones, Chris	12-0	5	2	7	.	.	.	.	.	.	1-0	.	.	.
39 Nelson, Jordan	12-0	3	4	7	.	.	.	.	.	.	.	.	.	.
51 Love, Courtney	12-0	4	2	6	1-1	.	.	.	.	.	.	.	.	.
49 Weber, Chris	13-0	3	3	6	.	.	.	.	.	.	.	.	.	.
29 Nabity, Graham	11-0	2	3	5	.	.	.	.	.	.	.	.	.	.
13 Hovey, Lane	13-0	3	2	5	.	.	.	.	.	.	.	.	.	.
56 Simpson, Brad	10-0	4	1	5	.	.	.	.	.	.	.	.	.	.
97 Rath, Logan	2-0	1	3	4	1-0	.	.	.	.	.	.	.	.	.
3 Newby, Marcus	9-0	1	2	3	1-9	1.0-9	.	.	.	2	.	.	.	.
27 Foltz, Sam	13-0	2	1	3	.	.	.	.	.	.	.	1	.	.
80 Bell, Kenny	13-12	3	.	3	.	.	.	.	.	.	.	.	.	.
15 Pierson-El, D.	13-6	1	1	2	.	.	.	.	.	.	.	.	.	.
87 Reilly, Brandon	7-1	.	1	1	.	.	.	.	.	.	.	.	1	.
1 Westerkamp, J.	13-9	1	.	1	.	.	.	.	.	.	.	.	.	.
7 Allen, Taariq	13-0	1	.	1	.	.	.	.	.	.	.	.	.	.
19 Keels, Joe	5-0	1	.	1	.	.	.	.	.	.	.	.	.	.
68 Cotton, Jake	13-13	.	1	1	.	.	.	.	.	.	.	.	.	.
8 Singleton, D.J.	4-0	1	.	1	.	.	.	.	.	.	.	.	.	.
1 Joseph, Boaz	5-0	1	.	1	.	.	.	.	.	.	.	.	.	.
74 Moudy, Mike	13-13	.	1	1	.	.	.	.	.	.	.	.	.	.
92 Faulkenberry, Josh	13-0	1	.	1	.	.	.	.	.	.	1-0	.	.	.
45 Natter, A.J.	3-0	.	1	1	.	.	.	.	.	.	.	.	.	.
<b>Total</b>	<b>13-0</b>	<b>472</b>	<b>446</b>	<b>918</b>	<b>80-347</b>	<b>29-240</b>		<b>13-124</b>	<b>51</b>	<b>61</b>	<b>10-77</b>	<b>14</b>	<b>6</b>	
<b>Opponents</b>	<b>13-0</b>	<b>539</b>	<b>429</b>	<b>968</b>	<b>75-228</b>	<b>22-129</b>		<b>12-181</b>	<b>35</b>	<b>23</b>	<b>13-64</b>	<b>13</b>	<b>1</b>	<b>1</b>

SPECIAL TEAMS TACKLES	S-A/TOT	FAU	MCNEESE	FS	MIAMI	ILL	MSU	NW	RUT	PUR	WIS	MINN	IOWA	BOWL
Felici, Joey	5-7/12	-	0-1/1	-	0-1/1	0-1/1	1-0/1	0-1/1	1-1/2	1-0/1	1-0/1	0-1/1	0-1/1	1-0/1
Rose, Jonathan	5-4/9	2-0/2	1-1/2	-	0-2/1	-	0-1/1	-	-	-	1-0/1	0-1/1	-	1-0/1
Kalu, Joshua	4-3/7	-	1-1/1	1-0/1	-	-	-	1-0/1	1-0/1	0-1/1	-	0-1/1	-	-
Williams, Kieron	1-5/6	-	1-1/2	-	-	-	-	0-1/1	0-1/1	0-2/2	-	-	-	-
Jones, Chris	2-4/6	-	-	-	-	-	1-0/1	0-2/2	0-1/1	-	-	-	0-1/1	1-0/1
Hovey, Lane	2-2/4	-	1-0/1	-	-	0-1/1	1-0/1	-	-	-	-	-	0-1/1	-
Nelson, Jordan	4-3/7	-	-	1-0/1	1-0/1	-	1-0/1	-	-	-	-	0-1/1	0-1/1	1-1/2
Roach, Trevor	2-1/3	-	-	2-0/2	-	-	-	0-1/1	-	-	-	-	-	DNP
Banderas, Josh	1-4/5	-	-	-	-	-	-	0-2/2	0-1/1	0-1/1	1-0/1	-	DNP	-
Nabity, Graham	2-3/5	-	-	-	-	-	1-1/2	-	0-1/1	1-0/1	-	-	0-1/1	-
Love, Courtney	1-1/2	-	1-0/1	-	-	-	0-1/1	-	-	-	-	-	-	DNP
Williams, Austin	5-3/8	-	-	1-0/1	-	-	0-1/1	-	-	0-1/1	-	1-0/1	3-1/4	-
Foltz, Sam	2-1/3	-	-	1-0/1	-	-	0-1/1	-	-	-	-	-	1-0/1	-
Weber, Chris	0-3/3	-	-	-	-	-	-	0-1/1	0-1/1	0-1/1	-	-	-	-
Davie, Daniel	1-0/1	-	-	1-0/1	-	-	-	-	-	-	-	-	-	-
Simpson, Brad	4-1/5	-	-	1-0/1	-	-	-	-	-	1-0/1	-	-	-	2-1/3
Newby, Marcus	0-1/1	-	-	-	0-1/1	-	-	-	-	-	-	-	-	-
Williams, Kevin	0-1/1	-	-	-	-	-	-	-	-	-	-	0-1/1	-	-
Maurice, Kevin	0-1/1	-	-	-	-	-	-	-	-	-	-	0-1/1	-	DNP
Mitchell, Josh	1-0/1	-	-	-	-	-	-	-	-	-	-	-	-	-
Faulkenberry, Josh	1-0/1	-	-	-	-	-	-	-	-	-	-	-	-	-
Allen, Taariq	1-0/1	-	-	-	-	-	-	-	-	-	-	-	-	1-0/1



# Individual Game By Game

RUSHING	NO-YDS/TD	FAU	MS	FS	UM	ILL	MSU	NW	RUT	PUR	WIS	MINN	IOWA	BOWL
Abdullah, Ameer RB	264-1611/19	21-232/1	17-54/1	19-110/1	35-229/2	22-208/3	24-45/2	23-146/4	19-225/3	6-1/0	18-69/0	20-98/1	13-106/0	27-88/1
Armstrong Jr., Tommy QB	145-705/6	7-62/1	11-131/1	9-65/0	13-96/0	10-66/0	11-7/0	10-55/0	6-19/1	13-70/1	20-17/1	12-45/0	11-31/0	12-57/1
Cross, Imani RB	75-384/5	3-32/1	3-1/0	3-69/1	3-13/0	22-109/1	-	5-14/0	5-28/0	20-66/2	2-7/0	6-31/0	3-14/0	DNP
Newby, Terrell RB	67-297/5	16-107/2	2-9/0	7-18/0	1-8/0	9-34/1	-	4-23/0	10-30/0	9-42/1	5-11/1	-	-	4-15/0
Nelson, Jordan RB	13-74/0	5-32/0	DNP	2-3/0	-	5-35/0	-	-	-	1-4/0	-	-	-	-
Fyfe, Ryker QB	7-47/0	4-29/0	DNP	1-12/0	DNP	2-6/0	-	-	DNP	DNP	-	DNP	-	DNP
Foltz, Sam P	1-14/0	-	-	-	-	-	-	-	-	-	1-14/0	-	-	-
Pierson-El, De'Mornay WR	5-10/0	-	-	-	1-0/0	-	-	-	-	-	-	-	4-10/0	-
Nabity, Graham RB	2-7/0	1-4/0	DNP	1-3/0	DNP	-	-	-	-	-	-	-	-	-
TEAM	8--26/0	-	-	-	1--3/0	-	2--5/0	2--4/0	1--10/0	2--4/0	-	-	-	-

RECEIVING	NO-YDS/TD	FAU	MS	FS	UM	ILL	MSU	NW	RUT	PUR	WIS	MINN	IOWA	BOWL
Bell, Kenny WR	47-788/6	4-116/0	1-14/0	5-84/0	4-70/1	5-105/1	3-31/0	5-89/0	6-63/0	1-5/0	2-14/1	1-73/0	3-53/2	7-71/1
Westerkamp, Jordan WR	44-747/5	7-125/1	4-61/1	2-85/1	1-14/0	2-31/0	9-158/0	2-28/0	3-40/1	3-58/0	1-6/0	5-47/0	2-13/0	3-81/1
Pierson-El, De'Mornay WR	23-321/4	2-14/1	-	-	-	-	1-5/0	3-66/0	-	3-49/1	1-2/0	4-87/1	1-6/0	8-102/1
Abdullah, Ameer RB	22-269/3	1-9/0	3-96/1	-	1-3/1	-	2-22/0	4-13/0	2-26/0	-	1-26/0	-	2-13/1	6-61/0
Moore, Alonzo WR	10-136/0	-	1-11/0	-	3-26/0	1-9/0	1-43/0	1-18/0	2-26/0	-	-	1-3/0	DNP	DNP
Carter, Cethan TE	6-98/1	-	1-5/0	1-20/1	-	-	DNP	DNP	DNP	DNP	-	-	2-48/0	2-25/0
Allen, Taariq WR	8-73/1	1-3/0	3-27/0	-	-	-	3-9/0	-	-	-	-	-	1-34/1	-
Hovey, Lane WR	5-69/0	-	-	3-48/0	-	-	1-8/0	-	-	-	-	1-13/0	-	-
Reilly, Brandon WR	6-85/0	DNP	DNP	DNP	DNP	DNP	DNP	-	-	-	1-14/0	-	1-35/0	4-36/0
Cotton, Sam TE	3-41/2	1-10/0	-	1-23/1	-	-	-	1-8/1	-	-	-	-	-	-
Newby, Terrell RB	8-45/0	-	-	1-12/0	-	2-21/0	-	2-1/0	-	1-6/0	-	-	-	2-5/0
Turner, Jamal WR	4-37/0	1-9/0	3-28/0	DNP	DNP	DNP	DNP	DNP	DNP	DNP	DNP	DNP	DNP	DNP
Janovich, Andy FB	1-16/0	-	-	-	-	-	1-16/0	-	-	-	-	-	-	-
Armstrong Jr., Tommy QB	1-16/1	-	-	-	-	-	-	1-16/1	-	-	-	-	-	-
Bailey, Christian WR	1-10/1	-	-	1-10/1	DNP	DNP	DNP	DNP	DNP	DNP	DNP	DNP	DNP	-
Foster, Trey TE	1-6/0	-	DNP	-	-	-	-	1-6/0	-	-	DNP	DNP	DNP	DNP

## PASSING

#4 Armstrong Jr., Tommy	Att	Comp	Int	Pct	Yards	TD	Long	Sack	Yds	Effic.
Florida Atlantic	29	15	0	51.7	271	2	63	0	0	153.0
McNeese State	31	16	1	51.6	242	2	58	1	2	132.0
Fresno State	21	12	0	57.1	260	3	70	0	0	208.3
Miami	13	9	1	69.2	113	2	40	0	0	177.6
Illinois	21	10	1	47.6	166	1	63	1	8	120.2
Michigan State	43	20	2	46.5	273	0	43	5	25	90.5
Northwestern	29	18	0	62.1	221	0	46	0	0	126.1
Rutgers	22	14	1	63.6	163	2	22	0	0	146.8
Purdue	21	8	2	38.1	118	1	24	1	7	82.0
Wisconsin	18	6	1	33.3	62	1	26	4	31	69.5
Minnesota	19	12	0	63.2	223	1	73	4	23	179.1
Iowa	27	12	2	44.4	202	4	35	2	5	141.4
USC	51	32	1	62.7	381	3	65	2	16	140.9
TOTALS	345	184	12	53.3	2695	22	73	20	117	133.0

#17 Fyfe, Ryker	Att	Comp	Int	Pct	Yards	TD	Long	Sack	Yds	Effic.
Florida Atlantic	4	1	0	25.0	9	0	9	0	0	43.9
Fresno State	3	2	0	66.7	22	1	12	0	0	238.3
Michigan State	2	1	0	50.0	9	0	9	0	0	87.8
Iowa	1	0	0	0.0	0	0	0	0	0	0.0
TOTALS	10	4	0	40.0	40	1	12	1	5	106.6

#5 Stanton, Johnny	Att	Comp	Int	Pct	Yards	TD	Long	Sack	Yds	Effic.
Florida Atlantic	1	1	0	100.0	6	0	6	0	0	150.4
Fresno State	0	0	0	0.0	0	0	0	0	0	0.0
TOTALS	1	1	0	100.0	6	0	6	0	0	150.4

#15 Pierson-El, De'Mornay	Att	Comp	Int	Pct	Yards	TD	Long	Sack	Yds	Effic.
Northwestern	1	1	0	100.0	16	1	16	0	0	564.4
TOTALS	1	1	0	100.0	16	1	16	0	0	564.4

#8 Abdullah, Ameer	Att	Comp	Int	Pct	Yards	TD	Long	Sack	Yds	Effic.
USC	0	0	0	0.0	0	0	0	1	7	0.0
TOTALS	0	0	0	0.0	0	0	0	1	7	0.0

PUNT RETURNS	NO-YDS	FAU	MS	FS	UM	ILL	MSU	NW	RUT	PUR	WIS	MINN	IOWA	BOWL
Pierson-El, De'Mornay	34-596	2-14	5-52	5-150	2-11	3-12	2-95	3-26	4-36	3-45	1-14	-	3-134	1-7
Williams, Kieron	2-29	-	-	-	-	-	-	-	-	1-12	-	-	-	1-17
Bell, Kenny	2-5	2-5	-	-	-	-	-	-	-	-	-	-	-	-
Santos, David	1--10	-	-	1--10	-	DNP	DNP	-	-	-	-	-	-	-

KICK RETURNS	NO-YDS	FAU	MS	FS	UM	ILL	MSU	NW	RUT	PUR	WIS	MINN	IOWA	BOWL
Abdullah, Ameer	14-392	-	1-34	-	4-81	1-4	2-48	1-15	2-90	-	-	-	-	3-120
Bell, Kenny	8-191	-	2-56	-	-	-	-	-	-	-	4-92	-	2-43	-
Pierson-El, De'Mornay	10-147	-	2-36	1-0	-	-	-	2-29	-	-	2-33	1-16	-	2-33
Moore, Alonzo	3-53	1-14	-	1-18	-	-	-	-	-	-	1-21	-	DNP	DNP
Newby, Terrell	3-53	-	-	1-20	-	-	-	-	1-14	1-19	-	-	-	-
Hart, Greg	1-10	-	DNP	-	DNP	-	DNP	-	1-10	-	-	-	-	DNP
Cross, Imani	1-10	-	-	-	-	-	-	-	-	1-10	-	-	-	DNP



# Defense Game By Game

TOTAL TACKLES	UA-A	TOT	FAU	MS	FS	MIAMI	ILL	MSU	NW	RUT	PUR	WIS	MINN	IOWA	BOWL
Anderson, Zaire LB	48-55	103	3-4	2-6	-	1-2	4-5	4-2	2-6	6-5	6-5	4-2	5-7	8-6	3-5
Gerry, Nate S	49-39	88	3-1	6-7	1-1	3-3	1-4	5-2	2-3	1-2	2-3	7-2	6-5	10-5	2-1
Cooper, Corey S	46-27	73	-	3-3	2-1	4-4	2-1	3-2	6-2	5-1	4-4	6-4	4-4	DNP	7-1
Roach, Trevor LB	32-31	63	4-0	-	3-0	5-1	1-0	9-9	4-6	1-5	0-1	2-1	1-2	2-6	DNP
Gregory, Randy DE	23-31	54	-	DNP	3-0	2-5	5-2	1-6	2-2	2-3	2-2	2-3	2-6	DNP	2-2
Santos, David LB	21-29	50	2-4	3-3	1-1	5-5	DNP	DNP	-	2-3	0-4	2-1	4-5	2-3	DNP
McMullen, Greg DE	20-27	47	1-3	6-3	2-0	0-1	1-1	3-1	1-1	1-2	1-5	1-2	2-4	1-3	0-1
Collins, Maliek DT	17-28	45	0-1	2-1	1-3	2-0	0-2	1-2	2-0	1-6	2-3	0-1	0-3	4-3	2-3
Valentine, Vincent DL	20-25	45	0-2	0-3	3-1	2-4	1-0	2-3	1-2	-	1-2	2-0	2-2	4-2	2-4
Mitchell, Josh DB	33-6	39	-	1-1	4-0	0-1	4-0	3-1	3-1	5-0	3-1	5-0	1-1	2-0	2-0
Davie, Daniel DB	25-16	41	5-0	2-1	3-0	2-1	-	-	4-0	1-0	1-7	1-1	0-2	2-3	4-1
Banderas, Josh LB	19-31	50	0-3	3-7	3-1	0-5	1-1	2-1	1-3	1-2	0-1	1-0	-	DNP	7-7
Kalu, Joshua DB	20-7	27	1-0	1-1	6-0	-	4-3	1-0	1-0	1-0	0-1	-	0-1	5-1	-
Cockrell, Byerson DB	18-11	29	2-1	1-1	3-0	1-1	1-0	1-0	2-0	0-1	1-0	-	3-2	0-5	3-0
Williams, Kevin DL	5-14	19	-	DNP	2-1	DNP	-	DNP	2-1	0-3	0-1	0-1	0-1	1-5	0-1
Gangwish, Jack DE	7-12	19	0-1	4-1	1-1	-	-	DNP	0-1	0-2	-	-	1-1	1-4	0-1
Rose, Jonathan DB	13-5	18	3-0	1-1	3-0	1-2	-	0-1	-	1-0	-	3-0	0-1	-	1-0
Felici, Joey DB	5-7	12	-	0-1	-	0-1	0-1	1-0	0-1	1-1	1-0	1-0	0-1	0-1	1-0
Williams, Austin LB	7-6	13	0-1	-	0-1	-	-	0-1	-	-	0-1	-	1-0	3-1	3-1
Williams, Kieron DB	4-5	9	1-0	1-1	1-0	-	1-0	-	0-1	0-1	0-2	-	-	-	-
Maurice, Kevin DL	2-6	8	0-1	0-1	2-0	0-1	0-1	-	-	-	DNP	0-1	0-1	DNP	DNP
Weber, Chris LB	3-3	6	-	-	2-0	-	-	-	0-1	1-0	0-1	-	-	0-1	-
Jones, Chris DB	5-2	7	-	-	2-0	DNP	-	1-0	0-2	1-0	-	-	-	-	1-0
Love, Courtney LB	4-2	6	1-0	1-0	-	-	-	0-1	-	-	-	2-1	-	-	DNP
Nabity, Graham IB	2-3	5	-	DNP	-	DNP	-	1-1	-	0-1	1-0	-	-	0-1	-
Hovey, Lane WR	3-2	5	-	1-0	-	-	0-1	1-0	-	-	-	-	1-0	0-1	-
Nelson, Jordan IB	3-4	7	-	DNP	0-1	1-0	-	1-0	-	-	-	-	0-1	0-1	1-1
Rath, Logan DL	1-3	4	1-3	DNP	-	DNP	DNP	DNP	DNP	DNP	DNP	DNP	DNP	DNP	DNP
Newby, Marcus LB	1-2	3	-	-	1-0	0-1	-	DNP	0-1	-	DNP	DNP	-	DNP	-
Bell, Kenny WR	3-0	3	-	-	-	-	-	1-0	-	1-0	1-0	-	-	-	-
Foltz, Sam P	2-1	3	-	-	1-0	-	-	0-1	-	-	-	-	-	1-0	-
Simpson, Brad LB	4-1	5	-	-	1-0	DNP	-	-	DNP	DNP	1-0	-	-	-	2-1
Pierson-EI, De'Mornay WR	1-1	2	-	-	-	-	-	1-0	-	-	-	-	0-1	-	-
Cotton, Jake OG	0-1	1	-	-	-	-	-	-	-	-	-	-	0-1	-	-
Faulkenberry, Josh LS	1-0	1	-	-	-	-	-	-	-	-	-	-	-	1-0	-
Reilly, Brandon WR	0-1	1	DNP	DNP	DNP	DNP	DNP	DNP	-	-	0-1	-	-	-	-
Natter, A.J. DE	0-1	1	0-1	DNP	-	DNP	-	DNP	DNP	DNP	DNP	DNP	DNP	DNP	DNP
Moudy, Mike OG	0-1	1	-	-	-	-	-	-	-	-	0-1	-	-	-	-
Singleton, D.J. DB	1-0	1	-	-	-	DNP	1-0	DNP	DNP	DNP	DNP	DNP	DNP	DNP	DNP
Keels, Joe DE	1-0	1	-	-	1-0	DNP	-	DNP	DNP	-	DNP	DNP	DNP	DNP	DNP
Westerkamp, Jordan WR	1-0	1	-	-	-	-	1-0	-	-	-	-	-	-	-	-
Joseph, Boaz DB	1-0	1	DNP	DNP	1-0	-	-	-	-	DNP	DNP	DNP	DNP	DNP	DNP



Nate Gerry



## Defense Game By Game

TACKLES FOR LOSS	UA-A	TOT	FAU	MS	FS	MIAMI	ILL	MSU	NW	RUT	PUR	WIS	MINN	IOWA	BOWL
Anderson, Zaire LB	8-5	13	1-4	2-0	-	-	3-13	1-0	-	1-0	1-6	-	2-3	1-7	1-1
Collins, Maliek DT	7-7	14	-	-	-	2-5	1-2	1-1	1-2	3-8	1-9	1-2	-	2-10	2-8
Gregory, Randy DE	7-3	10	-	DNP	-	2-25	3-17	1-1	-	1-12	-	2-4	1-10	DNP	-
McMullen, Greg DE	5-4	9	2-6	2-3	1-8	-	1-2	1-6	-	-	-	-	1-12	-	1-5
Williams, Kevin DL	4-4	8	-	DNP	2-5	DNP	-	DNP	3-24	1-0	-	-	-	1-1	1-4
Gerry, Nate S	2-5	7	1-1	2-3	-	-	1-2	-	-	-	-	-	-	3-3	-
Roach, Trevor LB	5-2	7	1-1	-	-	-	-	4-9	1-7	1-1	-	-	-	-	DNP
Valentine, Vincent DL	6-1	7	-	-	3-14	-	1-1	-	-	-	-	-	-	2-11	1-2
Davie, Daniel DB	4-2	6	-	-	2-4	2-2	-	-	-	-	-	-	-	1-0	1-2
Gangwish, Jack DE	2-2	4	-	1-1	-	-	-	DNP	1-6	1-1	-	-	-	1-1	-
Santos, David LB	0-3	3	1-1	-	-	1-1	DNP	DNP	-	-	-	-	-	1-1	DNP
Cooper, Corey S	2-0	2	-	-	-	-	-	-	-	-	1-4	1-1	-	DNP	-
Banderas, Josh LB	0-2	2	-	1-3	1-2	-	-	-	-	-	-	-	-	DNP	-
Mitchell, Josh DB	2-0	2	-	-	-	-	-	-	-	-	2-14	-	-	-	-
Williams, Kieron DB	1-0	1	-	-	-	-	1-1	-	-	-	-	-	-	-	-
Cockrell, Byerson DB	1-0	1	-	-	1-5	-	-	-	-	-	-	-	-	-	-
Love, Courtney LB	1-0	1	1-1	-	-	-	-	-	-	-	-	-	-	-	DNP
Maurice, Kevin DL	0-1	1	1-5	-	-	-	-	-	-	-	DNP	-	-	DNP	DNP
Newby, Marcus LB	1-0	1	-	-	1-9	-	-	DNP	-	-	DNP	DNP	-	DNP	-
Kalu, Joshua DB	1-0	1	-	-	1-1	-	-	-	-	-	-	-	-	-	-
	0-1	1	1-0	DNP	-	DNP	DNP	DNP	DNP	DNP	DNP	DNP	DNP	DNP	DNP

SACKS	UA-A	TOT	FAU	MS	FS	MIAMI	ILL	MSU	NW	RUT	PUR	WIS	MINN	IOWA	BOWL
Gregory, Randy DE	6-2	7.0	-	DNP	-	2.0-25	2.5-17	-	-	1.0-12	-	0.5-3	1.0-10	DNP	-
Collins, Maliek DT	4-1	4.5	-	-	-	-	-	-	-	1.0-7	1.0-9	0.5-2	-	1.0-9	1.0-6
McMullen, Greg DE	3-2	4.0	0.5-4	1.0-2	1.0-8	-	-	-	-	-	-	-	1.0-12	-	0.5-5
Valentine, Vincent DL	3-0	3.0	-	-	2.0-12	-	-	-	-	-	-	-	-	1.0-10	-
Williams, Kevin DL	2-2	3.0	-	DNP	-	DNP	-	DNP	2.5-24	-	-	-	-	-	0.5-4
Mitchell, Josh DB	2-0	2.0	-	-	-	-	-	-	-	-	2.0-14	-	-	-	-
Anderson, Zaire LB	2-0	2.0	-	-	-	-	1.0-9	-	-	-	-	-	-	1.0-7	-
Roach, Trevor LB	1-0	1.0	-	-	-	-	-	-	1.0-7	-	-	-	-	-	DNP
Newby, Marcus LB	1-0	1.0	-	-	1.0-9	-	-	DNP	-	-	DNP	DNP	-	DNP	-
Gangwish, Jack DE	0-1	0.5	-	-	-	-	-	DNP	0.5-6	-	-	-	-	-	-
Gerry, Nate S	0-1	0.5	-	-	-	-	0.5-2	-	-	-	-	-	-	-	-
Maurice, Kevin DL	0-1	0.5	0.5-5	-	-	-	-	-	-	-	DNP	-	-	DNP	DNP

INT RETURNS	NO-YDS	FAU	MS	FS	MIAMI	ILL	MSU	NW	RUT	PUR	WIS	MINN	IOWA	BOWL
Gerry, Nate	5-92	-	-	-	-	1-54	-	1-0	1-28	1-0	-	-	1-10	-
Davie, Daniel	2-17	-	-	-	-	2-17	-	-	-	-	-	-	-	-
Kalu, Joshua	1-5	-	-	-	1-5	-	-	-	-	-	-	-	-	-
Cooper, Corey	1-0	-	1-0	-	-	-	-	-	-	-	-	-	DNP	-
Gregory, Randy	1-0	-	DNP	-	-	-	1-0	-	-	-	-	-	DNP	-
Cockrell, Byerson	1-10	-	-	-	-	-	-	-	-	1-10	-	-	-	-
Santos, David	1-0	-	-	-	1-0	DNP	DNP	-	-	-	-	-	-	DNP
Mitchell, Josh	1-0	-	-	-	-	-	-	-	-	-	-	-	-	1-0

FUMBLES RECOVERED	NO	FAU	MS	FS	MIAMI	ILL	MSU	NW	RUT	PUR	WIS	MINN	IOWA	BOWL
Anderson, Zaire	2	-	-	-	-	-	-	-	-	-	2	-	-	-
Roach, Trevor	2	-	-	-	-	-	-	-	-	-	1	-	1	DNP
Cockrell, Byerson	1	-	-	-	-	-	1	-	-	-	-	-	-	-
Faulkenberry, Josh	1	-	-	-	-	-	1	-	-	-	-	-	-	-
Kalu, Joshua	1	-	-	-	-	-	-	-	-	-	-	-	1	-
Gerry, Nate	1	-	-	-	-	-	-	-	-	1	-	-	-	-
Jones, Chris	1	-	-	-	DNP	-	-	-	-	-	-	-	1	-
Mitchell, Josh	1	-	-	-	1	-	-	-	-	-	-	-	-	1

FORCED FUMBLES	NO	FAU	MS	FS	MIAMI	ILL	MSU	NW	RUT	PUR	WIS	MINN	IOWA	BOWL
Anderson, Zaire	3	-	-	-	-	-	-	-	-	-	1	1	1	-
Kalu, Joshua	2	-	-	1	-	-	-	-	-	-	-	-	1	-
Cooper, Corey	2	-	-	-	-	-	-	-	-	2	-	-	DNP	-
Gerry, Nate	2	1	-	-	-	-	-	-	-	-	1	-	-	-
Gangwish, Jack	1	-	-	-	-	-	DNP	1	-	-	-	-	-	-
Roach, Trevor	1	-	-	-	1	-	-	-	-	-	-	-	-	DNP
Foltz, Sam	1	-	-	-	-	-	-	-	-	-	-	-	1	-
Gregory, Randy	1	-	DNP	-	1	-	-	-	-	-	-	-	DNP	-
Valentine, Vincent	1	-	-	-	-	-	1	-	-	-	-	-	-	-

FUMBLE RETURNS	NO-YDS	FAU	MS	FS	MIAMI	ILL	MSU	NW	RUT	PUR	WIS	MINN	IOWA	BOWL
Mitchell, Josh	1-57	-	-	-	1-57	-	-	-	-	-	-	-	-	-
Kalu, Joshua	1-11	-	-	-	-	-	-	-	-	-	-	-	1-11	-
Roach, Trevor	1-6	-	-	-	-	-	-	-	-	-	-	-	1-6	DNP
Gerry, Nate	1-3	-	-	-	-	-	-	-	-	-	1-3	-	-	-



# Nebraska Team Game By Game

DATE	OPPONENT	--RUSHING--			--RECEIVING--			-----PASSING-----			--KICK RET--			--PUNT RET--			TOTAL OFF.					
		NO.	YDS	TD	LG	NO.	YDS	TD	LG	CMP	ATT	INT	YDS	TD	LG	NO		YDS	TD	LG		
Aug. 30, 2014	FLORIDA ATLANTIC	57	498	5	47	17	286	2	63	17-35-0	286	2	63	1	14	0	14	4	19	0	15	784
Sept. 6, 2014	MCNEESE STATE	33	195	2	42	16	242	2	58	16-31-1	242	2	58	5	126	0	35	5	52	0	25	437
Sept. 13, 2014	at Fresno State	42	280	2	62	14	282	4	70	14-24-0	282	4	70	3	38	0	20	6	140	1	86	562
Sept. 20, 2014	MIAMI	54	343	2	26	9	113	2	40	9-13-1	113	2	40	4	81	0	31	2	11	0	11	456
Sept. 27, 2014	ILLINOIS	70	458	5	28	10	166	1	63	10-21-1	166	1	63	1	4	0	4	3	12	0	9	624
Oct. 4, 2014	at Michigan State	37	47	2	11	21	282	0	43	21-45-2	282	0	43	2	48	0	26	2	95	1	62	329
Oct. 18, 2014	at Northwestern	44	234	4	50	19	237	1	46	19-30-0	237	1	46	3	44	0	19	3	26	0	15	471
Oct. 25, 2014	RUTGERS	41	292	4	53	14	163	2	22	14-22-1	163	2	22	4	114	0	76	4	36	0	20	455
Nov. 1, 2014	PURDUE	51	179	4	29	8	118	1	24	8-21-2	118	1	24	2	29	0	19	4	57	0	42	297
Nov. 15, 2014	at Wisconsin	46	118	2	14	6	62	1	26	6-18-1	62	1	26	7	146	0	25	1	14	0	14	180
Nov. 22, 2014	MINNESOTA	38	174	1	29	12	223	1	73	12-20-0	223	1	73	1	16	0	16	0	0	0	0	397
Nov. 28, 2014	at Iowa	31	161	0	53	12	202	4	35	12-28-2	202	4	35	2	43	0	26	3	134	1	80	363
Dec. 27, 2014	USC	43	144	2	20	32	381	3	65	32-51-1	381	3	65	8	191	0	49	2	24	0	7	525
	<b>Totals</b>	<b>587</b>	<b>3123</b>	<b>35</b>	<b>62</b>	<b>190</b>	<b>2757</b>	<b>24</b>	<b>73</b>	<b>190-359-12</b>	<b>2757</b>	<b>24</b>	<b>73</b>	<b>43</b>	<b>894</b>	<b>0</b>	<b>76</b>	<b>39</b>	<b>620</b>	<b>3</b>	<b>86</b>	<b>5880</b>
	<b>Opponent</b>	<b>488</b>	<b>2312</b>	<b>25</b>	<b>68</b>	<b>214</b>	<b>2676</b>	<b>15</b>	<b>71</b>	<b>214-441-13</b>	<b>2676</b>	<b>15</b>	<b>71</b>	<b>59</b>	<b>1248</b>	<b>1</b>	<b>98</b>	<b>16</b>	<b>143</b>	<b>0</b>	<b>28</b>	<b>4988</b>

DATE	OPPONENT	-----TACKLES-----				--SACKS--		--FUMBLE--		INT-YDS	QBH	PASS BRK	BLKD KICK	--KICKS-----XPTS--			RCV	SAF	PTS
		SOLO	AST	TOTAL	TFL-YDS	NO-YDS	FF	FR-YDS	ATT-MAD					RUN	RVC				
Aug. 30, 2014	FLORIDA ATLANTIC	27	26	53	6.0-19	1.0-9	1	0-0	0-0	8	5	0	0	7-7	0	0	0	0	55
Sept. 6, 2014	MCNEESE STATE	38	42	80	5.0-10	1.0-2	0	0-0	1-0	4	3	0	0	4-4	0	0	0	0	31
Sept. 13, 2014	at Fresno State	53	12	65	11.0-48	4.0-29	1	0-0	0-0	8	6	0	0	7-7	0	0	0	0	55
Sept. 20, 2014	MIAMI	29	38	67	6.0-33	2.0-25	2	1-57	2-5	4	1	0	0	5-5	0	0	0	0	41
Sept. 27, 2014	ILLINOIS	28	22	50	9.0-38	4.0-28	0	0-0	3-71	8	3	0	0	6-6	0	0	0	0	45
Oct. 4, 2014	at Michigan State	42	34	76	6.0-17	0.0-0	1	2-0	1-0	3	6	0	0	1-1	0	0	0	0	22
Oct. 18, 2014	at Northwestern	33	34	67	5.0-39	4.0-37	1	0-0	1-0	2	5	0	0	5-5	0	0	0	0	38
Oct. 25, 2014	RUTGERS	32	38	70	5.0-22	2.0-19	0	0-0	1-28	6	3	1	0	6-6	0	0	0	0	42
Nov. 1, 2014	PURDUE	27	46	73	5.0-33	3.0-23	0	0-0	2-10	9	11	2	0	5-5	0	0	0	0	35
Nov. 15, 2014	at Wisconsin	39	20	59	3.0-7	1.0-5	4	4-3	0-0	2	1	0	0	3-3	0	0	0	0	24
Nov. 22, 2014	MINNESOTA	33	52	85	4.0-25	2.0-22	1	0-0	0-0	2	3	1	0	3-3	0	0	0	0	24
Nov. 28, 2014	at Iowa	47	52	99	10.0-34	3.0-26	3	3-17	1-10	5	2	0	0	4-4	0	0	0	0	37
Dec. 27, 2014	USC	44	30	74	5.0-22	2.0-15	0	0-0	1-0	0	2	2	0	4-4	0	0	0	0	42
	<b>Totals</b>	<b>472</b>	<b>446</b>	<b>918</b>	<b>80-347</b>	<b>29-240</b>	<b>14</b>	<b>10-77</b>	<b>13-124</b>	<b>61</b>	<b>51</b>	<b>6</b>	<b>0</b>	<b>60-60</b>	<b>0</b>	<b>0</b>	<b>0</b>	<b>0</b>	<b>491</b>
	<b>Opponent</b>	<b>539</b>	<b>429</b>	<b>968</b>	<b>75-228</b>	<b>22-129</b>	<b>13</b>	<b>13-64</b>	<b>12-181</b>	<b>23</b>	<b>35</b>	<b>1</b>	<b>0</b>	<b>44-44</b>	<b>0</b>	<b>0</b>	<b>1</b>	<b>1</b>	<b>343</b>

DATE	OPPONENT	-----PUNTING-----							--FIELD GOALS--			-----KICKOFFS-----						
		NO	YDS	AVG	LONG	BLKD	TB	FC	50+	I20	ATT-MADE	LG	BLKD	NO	YDS	AVG	TB	OB
Aug. 30, 2014	FLORIDA ATLANTIC	2	71	35.5	40	0	0	1	0	0	2-2	45	0	10	650	65.0	7	0
Sept. 6, 2014	MCNEESE STATE	6	307	51.2	61	0	0	1	5	4	1-1	31	0	6	379	63.2	2	0
Sept. 13, 2014	at Fresno State	5	237	47.4	59	0	0	2	3	2	3-2	38	0	11	704	64.0	5	0
Sept. 20, 2014	MIAMI	1	49	49.0	49	0	0	1	0	0	2-2	39	0	7	431	61.6	3	1
Sept. 27, 2014	ILLINOIS	3	113	37.7	49	0	0	1	0	2	2-1	29	0	8	519	64.9	7	0
Oct. 4, 2014	at Michigan State	8	287	35.9	54	0	1	1	1	1	1-1	40	0	4	239	59.8	0	0
Oct. 18, 2014	at Northwestern	5	167	33.4	37	0	0	3	0	5	2-1	33	0	7	438	62.6	2	0
Oct. 25, 2014	RUTGERS	3	99	33.0	36	0	0	2	0	2	1-0	0	0	7	431	61.6	1	0
Nov. 1, 2014	PURDUE	6	259	43.2	62	0	1	0	2	3	1-0	0	0	6	337	56.2	0	0
Nov. 15, 2014	at Wisconsin	8	375	46.9	70	0	0	5	3	2	1-1	32	0	5	322	64.4	2	0
Nov. 22, 2014	MINNESOTA	4	174	43.5	56	0	1	2	1	1	1-1	30	0	5	309	61.8	1	0
Nov. 28, 2014	at Iowa	6	177	29.5	50	0	1	0	1	0	3-1	20	1	6	340	56.7	0	0
Dec. 27, 2014	USC	7	313	44.7	64	0	1	1	2	4	2-2	34	0	8	419	52.4	0	0
	<b>Totals</b>	<b>64</b>	<b>2628</b>	<b>41.1</b>	<b>70</b>	<b>0</b>	<b>5</b>	<b>20</b>	<b>18</b>	<b>26</b>	<b>22-15</b>	<b>45</b>	<b>1</b>	<b>90</b>	<b>5518</b>	<b>61.3</b>	<b>30</b>	<b>1</b>
	<b>Opponent</b>	<b>90</b>	<b>3488</b>	<b>38.8</b>	<b>74</b>	<b>4</b>	<b>3</b>	<b>16</b>	<b>11</b>	<b>13</b>	<b>16-11</b>	<b>42</b>	<b>2</b>	<b>65</b>	<b>3696</b>	<b>56.9</b>	<b>18</b>	<b>2</b>

# Opponent Team Game By Game

DATE	OPPONENT	--RUSHING--			--RECEIVING--			-----PASSING-----			--KICK RET--			--PUNT RET--			TOTAL OFF.					
		NO.	YDS	TD	LG	NO.	YDS	TD	LG	CMP	ATT	INT	YDS	TD	LG	NO		YDS	TD	LG		
Aug. 30, 2014	FLORIDA ATLANTIC	30	105	0	14	11	95	1	20	11-30-0	95	1	20	3	2	0	44	0	0	0	0	200
Sept. 06, 2014	MCNEESE STATE	45	178	2	26	12	160	0	40	12-26-1	160	0	40	4	65	0	24	3	19	0	11	338
Sept. 13, 2014	at Fresno State	28	105	1	66	30	241	1	29	30-59-0	241	1	29	6	135	0	33	2	15	0	19	346
Sept. 20, 2014	MIAMI	23	76	1	19	28	359	3	32	28-42-2	359	3	32	3	53	0	24	0	0	0	0	435
Sept. 27, 2014	ILLINOIS	24	78	1	41	17	261	1	58	17-38-3	261	1	58	1	28	0	28	0	0	0	0	339
Oct. 04, 2014	at Michigan State	44	188	2	32	11	234	1	55	11-29-1	234	1	55	4	57	0	20	4	19	0	19	422
Oct. 18, 2014	at Northwestern	34	117	2	27	18	173	0	23	18-39-1	173	0	23	5	101	0	28	0	0	0	0	290
Oct. 25, 2014	RUTGERS	38	143	2	46	12	205	1	71	12-26-1	205	1	71	6	132	0	44	0	0	0	0	348
Nov. 01, 2014	PURDUE	32	124	1	25	18	216	1	30	18-46-2	216	1	30	6	93	0	21	1	28	0	28	340
Nov. 15, 2014	at Wisconsin	53	581	7	68	7	46	1	13	7-11-0	46	1	13	3	66	0	24	0	0	0	0	627
Nov. 22, 2014	MINNESOTA	53	281	4	26	8	135	0	38	8-18-0	135	0	38	4	76	0	29	1	12	0	12	416
Nov. 28, 2014	at Iowa	50	142	0	15	19	230	2	37	19-38-1	230	2	37	6	126	0	28	4	44	1	20	372
Dec. 27, 2014	USC	34	210	2	44	23	321	3	71	23-39-1	321	3	71	8	211	1	98	1	6	0	6	515
	<b>Opponent totals</b>	<b>488</b>	<b>2312</b>	<b>25</b>	<b>68</b>	<b>214</b>	<b>2676</b>	<b>15</b>	<b>71</b>	<b>214-441-13</b>	<b>2676</b>	<b>15</b>	<b>71</b>	<b>59</b>	<b>1248</b>	<b>1</b>	<b>98</b>	<b>16</b>	<b>143</b>	<b>0</b>	<b>28</b>	<b>4988</b>
	<b>Nebraska</b>	<b>587</b>	<b>3123</b>	<b>35</b>	<b>62</b>	<b>190</b>	<b>2757</b>	<b>24</b>	<b>73</b>	<b>190-359-12</b>	<b>2757</b>	<b>24</b>	<b>73</b>	<b>43</b>	<b>894</b>	<b>0</b>	<b>76</b>	<b>39</b>	<b>620</b>	<b>3</b>	<b>86</b>	<b>5880</b>

DATE	OPPONENT	-----TACKLES-----				--SACKS--		--FUMBLE--		INT-YDS	QBH	PASS BRK	BLKD KICK	--KICKS-----XPTS--			RCV	SAF	PTS	
		SOLO	AST	TOTAL	TFL-YDS	NO-YDS	FF	FR-YDS	ATT-MAD					RUN	RVC					
Aug. 30, 2014	FLORIDA ATLANTIC	56	26	82	0.0-0	0.0-0	0	0-0	0-0	3	2	0	0	1-1	0	0	0	0	0	7
Sept. 06, 2014	MCNEESE STATE	29	42	71	7.0-19	1.0-2	1	0-0	1-98	0	4									



# Team Comparison

OPPONENT	SCORE	1ST DNS (RUN/PASS/PEN.)	RUSHING	PASSING	PASS YDS	TOTAL OFFENSE	RET YDS	T/O
Florida Atlantic	55-7	35/13 (24/7; 11/5; 0/1)	57-498/30-105	17-35-0/11-30-0	286/95	92-784/60-200	33/105	0/0
McNeese State	31-24	17/15 (7/7; 9/7; 1/1)	33-195/45-178	16-31-1/12-26-1	242/160	64-437/71-338	178/182	1/1
Fresno State	55-19	22/20 (7/5; 13/13; 2/2)	42-280/28-105	14-24-0/30-59-0	282/241	66-562/87-346	178/150	1/0
Miami	41-31	27/24 (17/6; 5/16; 5/2)	54-343/23-76	9-13-1/28-42-2	113/359	67-456/65-435	154/53	2/3
Illinois	45-14	35/16 (26/4; 6/10; 3/2)	70-458/24-78	10-21-1/17-38-3	166/261	91-624/62-339	87/42	2/3
Michigan State	22-27	20/17 (5/9; 12/8; 3/0)	37-47/44-188	21-45-2/11-29-1	282/234	82-329/73-422	143/114	4/3
Northwestern	38-17	25/21 (12/8; 11/9; 2/4)	44-234/34-117	19-30-0/18-39-1	237/173	74-471/73-290	70/101	0/1
Rutgers	42-24	21/15 (11/7; 8/8; 2/0)	41-292/38-143	14-22-1/12-26-1	163/205	63-455/64-348	178/134	2/1
Purdue	35-14	17/16 (10/8; 6/8; 1/0)	51-179/32-124	8-21-2/18-46-2	118/216	72-297/78-340	96/157	3/2
Wisconsin	24-59	12/20 (7/17; 3/3; 2/0)	46-118/53-581	6-18-1/7-11-0	62/46	64-180/64-627	163/80	5/4
Minnesota	24-28	18/23 (10/15; 7/7; 1/1)	38-174/53-281	12-20-0/8-18-0	223/135	58-397/71-416	16/114	2/0
Iowa	37-34	13/24 (4/11; 8/11; 1/2)	31-161/50-142	12-28-2/19-38-1	202/230	59-363/88-372	204/187	2/4
USC	42-45	28/22 (9/9; 16/13; 3/0)	43-144/34-194	32-51-1/23-39-1	381/321	94-525/73/515	215/217	1/1
<b>Totals</b>	<b>491-343</b>	<b>290/246 (149/113; 115/118; 26/15)</b>	<b>587-3123/488-2312</b>	<b>190-359-12/214-441-13</b>	<b>2757/2676</b>	<b>946-5880/929-4988</b>	<b>1638/1572</b>	<b>25/23</b>

Note: Game totals are displayed in the format TEAM/OPPONENT for each category

OPPONENT	3RD DOWN	4TH DOWN	TIME POSS	MARGIN	YDS/RUSH	YDS/PASS	YDS/PLAY	PUNTING	PENLTIES
Florida Atlantic	8-12/4-15	0-0/0-1	33:55/26:05	7:50	8.7/3.5	8.2/3.2	8.5/3.3	2-35.5/9-47.2	6-60/3-22
McNeese State	4-13/5-17	1-2/2-2	25:08/34:52	-9:44	5.9/4.0	7.8/6.2	6.8/4.8	6-51.2/8-39.4	5-40/6-44
Fresno State	6-15/6-23	0-0/1-1	30:40/29:20	1:20	6.7/3.8	11.8/4.1	8.5/4.0	5-47.4/13-40.5	6-61/5-55
Miami	7-10/4-10	0-0/2-3	33:20/26:40	6:40	6.4/3.3	8.7/8.5	6.8/6.7	1-49.0/2-39.0	7-69/9-82
Illinois	7-15/3-14	1-2/0-1	39:36/20:24	19:12	6.5/3.2	7.9/6.9	6.9/5.5	3-37.7/8-42.2	8-70/7-53
Michigan State	3-15/4-16	0-2/1-1	27:51/32:09	-4:18	1.3/4.3	6.3/8.1	4.0/5.8	8-35.9/9-38.4	6-48/9-94
Northwestern	8-15/5-16	0-0/0-1	32:49/27:11	5:38	5.3/3.4	7.9/4.4	6.4/4.0	5-33.4/8-36.9	8-83/7-50
Rutgers	8-13/4-12	0-0/0-1	29:28/30:32	-1:04	7.1/3.8	7.4/7.9	7.2/5.4	3-33.0/5-43.2	5-35/4-26
Purdue	4-14/2-16	2-3/1-6	30:28/29:32	0:56	3.5/3.9	5.6/4.7	4.1/4.4	6-43.2/7-26.3	3-30/5-51
Wisconsin	3-14/3-8	0-0/0-0	28:40/31:20	-2:40	2.6/11.0	3.4/4.2	2.8/9.8	8-46.9/3-26.3	7-55/6-55
Minnesota	6-13/5-12	0-0/1-1	24:57/35:03	-10:06	4.6/5.3	11.1/7.5	6.8/5.9	4-43.5/4-37.8	3-25/1-15
Iowa	5-15/10-20	0-0/1-1	22:16/37:44	-15:28	5.2/2.8	7.2/6.1	6.2/4.2	6-29.5/5-44.2	5-49/3-21
USC	7-20/3-14	1-3/1-1	34:26/25:34	8:52	3.3/5.7	7.5/8.2	5.6/7.1	7-44.7/9-34.8	7-45/12-97
<b>Totals</b>	<b>76-184/58-193</b>	<b>6-13/10-20</b>	<b>30:16/29:44</b>	<b>0:32</b>	<b>5.3/4.7</b>	<b>7.7/6.1</b>	<b>6.2/5.4</b>	<b>64-41.1/90-38.8</b>	<b>75-655/78-680</b>

Note: Game totals are displayed in the format TEAM/OPPONENT for each category

# Nebraska Red Zone Chart

## NEBRASKA INSIDE OPPONENTS RED-ZONE

DATE	OPPONENT	SCORE	TIMES IN RZ	TIMES SCORED	PTS	TOTAL TDS	RUSH TDS	PASS TDS	FGS MADE	----- FAILED TO SCORE INSIDE RZ -----					GAME
										FGA	DNWS	INT	FUMB	HALF	
Aug. 30	Florida Atlantic	W 55-7	5	5	35	5	4	1	0	0	0	0	0	0	0
Sept. 6	McNeese State	W 31-24	4	3	17	2	2	0	1	0	0	1	0	0	0
Sept. 13	at Fresno State	W 55-19	3	3	17	2	0	2	1	0	0	0	0	0	0
Sept. 20	Miami	W 41-31	4	4	24	3	2	1	1	0	0	0	0	0	0
*Sept. 27	Illinois	W 45-14	6	6	38	5	5	0	1	0	0	0	0	0	0
*Oct. 4	at Michigan State	L 22-27	4	3	16	2	2	0	1	0	0	0	1	0	0
*Oct. 18	at Northwestern	W 38-17	6	6	38	5	4	1	1	0	0	0	0	0	0
*Oct. 25	Rutgers	W 42-24	4	3	21	3	1	2	0	0	0	0	0	1	0
*Nov. 1	Purdue	W 35-14	6	4	28	4	3	1	0	0	1	1	0	0	0
*Nov. 15	at Wisconsin	L 24-59	4	4	24	3	2	1	1	0	0	0	0	0	0
*Nov. 22	Minnesota	L 24-28	3	3	17	2	1	1	1	0	0	0	0	0	0
*Nov. 28	at Iowa	W 37-34	4	3	16	2	0	2	1	1	0	0	0	0	0
Dec. 27	USC	L 42-45	7	6	35	4	2	2	2	0	0	1	0	0	0
<b>Totals</b>			<b>60</b>	<b>53</b>	<b>326</b>	<b>42</b>	<b>28</b>	<b>14</b>	<b>11</b>	<b>1</b>	<b>1</b>	<b>3</b>	<b>1</b>	<b>1</b>	<b>0</b>
			<b>53 of 60 (88%)</b>												

## OPPONENT INSIDE NEBRASKA RED-ZONE

DATE	OPPONENT	SCORE	TIMES IN RZ	TIMES SCORED	PTS	TOTAL TDS	RUSH TDS	PASS TDS	FGS MADE	----- FAILED TO SCORE INSIDE RZ -----					GAME
										FGA	DNWS	INT	FUMB	HALF	
Aug. 30	Florida Atlantic	W 55-7	2	1	7	1	0	1	0	0	1	0	0	0	0
Sept. 6	McNeese State	W 31-24	3	3	17	2	2	0	1	0	0	0	0	0	0
Sept. 13	at Fresno State	W 55-19	3	2	10	1	0	1	1	1	0	0	0	0	0
Sept. 20	Miami	W 41-31	5	5	31	4	1	3	1	0	0	0	0	0	0
*Sept. 27	Illinois	W 45-14	1	0	0	0	0	0	0	0	0	1	0	0	0
*Oct. 4	at Michigan State	L 22-27	3	2	6	0	0	0	2	1	0	0	0	0	0
*Oct. 18	at Northwestern	W 38-17	3	3	17	2	2	0	1	0	0	0	0	0	0
*Oct. 25	Rutgers	W 42-24	2	2	14	2	2	0	0	0	0	0	0	0	0
*Nov. 1	Purdue	W 35-14	2	1	7	1	0	1	0	0	1	0	0	0	0
*Nov. 15	at Wisconsin	L 24-59	7	7	45	6	5	1	1	0	0	0	0	0	0
*Nov. 22	Minnesota	L 24-28	5	4	28	4	4	0	0	1	0	0	0	0	0
*Nov. 28	at Iowa	W 37-34	5	3	13	1	0	1	2	0	0	1	1	0	0
Dec. 27	USC	L 42-45	3	3	21	3	0	3	0	0	0	0	0	0	0
<b>Totals</b>			<b>44</b>	<b>36</b>	<b>216</b>	<b>27</b>	<b>16</b>	<b>11</b>	<b>9</b>	<b>3</b>	<b>2</b>	<b>2</b>	<b>1</b>	<b>0</b>	<b>0</b>
			<b>36 of 44 (82%)</b>												





# Miscellaneous Numbers

LONG SEASON PLAYS (20 OR MORE YARDS)								
	HUSKER LONG PLAYS				OPPONENT LONG PLAYS			
	RUSH	PASS	RET.	TOTAL	RUSH	PASS	RET.	TOTAL
Florida Atlantic	5	4	0	9	0	1	3	4
McNeese State	3	3	4	10	1	3	2	6
Fresno State	3	5	3	11	1	4	5	10
Miami	1	1	4	6	0	7	2	9
Illinois	5	4	1	10	2	5	1	8
Michigan State	0	4	4	8	2	6	1	9
Northwestern	1	4	0	5	1	1	3	5
Rutgers	4	2	3	9	1	3	3	7
Purdue	2	3	1	6	1	5	4	10
Wisconsin	0	1	4	5	8	0	3	11
Minnesota	1	3	1	5	2	3	2	7
Iowa	2	4	3	9	0	2	6	8
USC	1	3	4	8	2	3	3	8
<b>Totals</b>	<b>28</b>	<b>41</b>	<b>32</b>	<b>101</b>	<b>21</b>	<b>43</b>	<b>38</b>	<b>102</b>

DRIVE SUPERLATIVES		
	Nebraska	Opponent
Most Yards (Result)	98 at Fresno State (TD)	89 at Northwestern (TD)
Most Plays (Result)	14 vs. Miami (TD)	15 at Northwestern (TD); Iowa (Fumble)
Most Time (Result)	6:35 vs. Miami (TD)	6:34 vs. FAU (Downs)

NEBRASKA LONG PLAYS (101; 28 RUNS; 41 PASSES; 32 RETURNS)			
YARDS	OPPONENT	PLAY	RESULT
86	Fresno State	PR (Pierson-El)	Touchdown
85	Minnesota	FG (Gerry)	Touchdown
80	Iowa	PR (Pierson-El)	Touchdown
76	Rutgers	KOR (Abdullah)	1st-10
73	Minnesota	Pass (Armstrong-Bell)	1st-Goal
70	Fresno State	Pass (Armstrong-Westerkamp)	Touchdown
65	USC	Pass (Armstrong-Westerkamp)	Touchdown
63	Illinois	Pass (Armstrong-Bell)	1st-10
63	Florida Atlantic	Pass (Armstrong-Bell)	1st-Goal
62	Michigan State	PR (Pierson-El)	Touchdown
62	Fresno State	Run (Cross)	Touchdown
58	McNeese State	Pass (Armstrong-Abdullah)	Touchdown
57	Miami	FR (Mitchell)	Touchdown
57	Fresno State	Run (Abdullah)	Touchdown
54	Illinois	IR (Gerry)	1st-10
53	Rutgers	Run (Abdullah)	Touchdown
52	Iowa	Run (Abdullah)	1st-Goal
51	Fresno State	PR (Pierson-El)	1st-10
50	Northwestern	Run (Abdullah)	1st-Goal
49	Rutgers	Run (Abdullah)	1st-10
49	USC	KOR (Abdullah)	1st-10
48	Rutgers	Run (Abdullah)	Touchdown
47	Florida Atlantic	Run (Abdullah)	Touchdown
46	Northwestern	Pass (Armstrong-Pierson-El)	1st-10
46	USC	KOR (Abdullah)	1st-10
43	Florida Atlantic	Run (Newby)	Touchdown
43	Michigan State	Pass (Armstrong-Moore)	1st-10
42	McNeese State	Run (Armstrong)	1st-10
42	Purdue	PR (Pierson-El)	1st-10
41	Michigan State	Pass (Armstrong-Westerkamp)	1st-10
41	Iowa	PR (Pierson-El)	1st-10
40	McNeese State	Pass (Armstrong-Westerkamp)	Touchdown
40	Miami	Pass (Armstrong-Bell)	Touchdown
37	Fresno State	Pass (Armstrong-Bell)	1st-10
36	Florida Atlantic	Pass (Armstrong-Westerkamp)	Touchdown
35	McNeese State	KOR (Bell)	1st-10
35	Iowa	Pass (Armstrong-Reilly)	1st-10
34	Iowa	Pass (Armstrong-Carter)	1st-10
34	Iowa	Pass (Armstrong-Allen)	Touchdown
34	McNeese State	KOR (Abdullah)	1st-10
34	McNeese State	Run (Armstrong)	1st-10
33	Michigan State	PR (Pierson-El)	1st-10
33	Florida Atlantic	Pass (Armstrong-Westerkamp)	1st-10
33	USC	Pass (Armstrong-Abdullah)	1st-10
32	Iowa	Pass (Armstrong-Bell)	Touchdown
31	Miami	KOR (Abdullah)	1st-10
29	Florida Atlantic	Pass (Armstrong-Bell)	1st-10
29	Fresno State	Pass (Armstrong-Hovey)	1st-10
29	Purdue	Run (Armstrong)	Touchdown
29	Northwestern	Pass (Armstrong-Bell)	1st-10
29	Minnesota	Run (Abdullah)	1st-10
28	Minnesota	Pass (Armstrong-Pierson-El)	Turnover
28	Northwestern	Pass (Armstrong-Bell)	1st-10
28	Illinois	Run (Abdullah)	1st-10
28	Rutgers	IR (Gerry)	1st-10
27	Florida Atlantic	Run (Abdullah)	1st-10
27	McNeese State	Pass (Armstrong-Abdullah)	1st-10
27	Fresno State	Run (Armstrong)	1st-10
27	Purdue	Run (Armstrong)	1st-10
27	Iowa	Run (Abdullah)	1st-10
26	Iowa	KOR (Bell)	1st-10
26	Miami	Run (Abdullah)	1st-10
26	Michigan State	KOR (Abdullah)	1st-10
26	Michigan State	Pass (Armstrong-Westerkamp)	1st-10
26	Wisconsin	Pass (Armstrong-Abdullah)	1st-10
25	Wisconsin	KOR (Bell)	1st-10
25	Florida Atlantic	Run (Cross)	1st-Goal
25	Florida Atlantic	Run (Abdullah)	1st-10
25	McNeese State	PR (Pierson-El)	1st-10
25	Illinois	Run (Armstrong)	1st-10
25	Minnesota	Pass (Armstrong-Pierson-El)	Turnover
25	USC	KOR (Abdullah)	1st-10
24	McNeese State	Run (Armstrong)	1st-10
24	Michigan State	Pass (Armstrong-Bell)	1st-10
24	Purdue	Pass (Armstrong-Westerkamp)	1st-10
24	Wisconsin	KOR (Bell)	1st-10
23	Wisconsin	KOR (Bell)	1st-10
23	Northwestern	Pass (Armstrong-Westerkamp)	1st-10
23	Miami	KOR (Abdullah)	1st-10
23	Fresno State	Pass (Armstrong-Cotton)	Touchdown
23	Rutgers	Run (Abdullah)	Touchdown
22	Rutgers	Pass (Armstrong-Moore)	1st-10
22	Michigan State	KOR (Abdullah)	1st-10
22	Purdue	Pass (Armstrong-Pierson-El)	1st-10
22	Illinois	Pass (Armstrong-Bell)	1st-10
21	Illinois	Run (Abdullah)	1st-10
21	Illinois	Run (Abdullah)	1st-10
21	McNeese State	KOR (Bell)	1st-10
21	Miami	KOR (Abdullah)	1st-10
21	Wisconsin	KOR (Moore)	1st-10
21	USC	Pass (Armstrong-Pierson-El)	1st-10
20	Wisconsin	KOR (Bell)	1st-10
20	Fresno State	KOR (T. Newby)	1st-10
20	Fresno State	Pass (Armstrong-Carter)	Touchdown
20	Illinois	Pass (Armstrong-Newby)	1st-10
20	Illinois	Run (Abdullah)	1st-10
20	Illinois	Pass (Armstrong-Westerkamp)	1st-10
20	Rutgers	Pass (Armstrong-Westerkamp)	1st-10
20	Rutgers	PR (Pierson-El)	1st-10
20	Purdue	Pass (Armstrong-Westerkamp)	1st-10
20	USC	Run (Abdullah)	Touchdown
20	USC	KOR (Pierson-El)	1st-10

## OPPONENT LONG PLAYS (102; 21 RUNS; 43 PASSES; 38 RETURNS)

YARDS	OPPONENT	PLAY	RESULT
98	McNeese State	IR (Sam)	Touchdown
98	USC	KOR (Jackson)	Touchdown
71	Rutgers	Pass (Nova-Carroz)	Touchdown
68	USC	Pass (Kessler-Jackson)	Touchdown
66	Wisconsin	Run (Gordon)	1st-Goal
62	Fresno State	Run (Burrell)	Touchdown
62	Wisconsin	Run (Gordon)	Touchdown
58	Illinois	Pass (O'Toole-Allison)	Touchdown
55	Michigan State	Pass (Cook-Lippett)	Touchdown
46	Rutgers	Run (Laviano)	1st-10
45	USC	Pass (Kessler-Smith)	1st-10
44	Rutgers	KOR (Grant)	1st-10
44	Florida Atlantic	KOR (Whitehead)	1st-10
44	Wisconsin	Run (Gordon)	1st-10
44	USC	Run (Allen)	Touchdown
43	Wisconsin	Run (Gordon)	1st-Goal
42	Wisconsin	Run (Gordon)	1st-10
41	Illinois	Run (Ferguson)	Touchdown
40	Florida Atlantic	KOR (Whitehead)	1st-10
40	McNeese State	Pass (Sams-Shelby)	1st-10
39	Wisconsin	Run (Gordon)	1st-10
38	Minnesota	Pass (Leidner-Maye)	1st-10
37	Iowa	Pass (Rudock-Smith)	Touchdown
36	Illinois	Pass (O'Toole-Allison)	1st-10
33	Fresno State	KOR (Roo)	1st-10
32	McNeese State	Pass (Bolting-Bennett)	1st-10
32	Miami	Pass (Kaaya-Johnson)	1st-10
32	Miami	Pass (Kaaya-Dorsett)	1st-10
32	Michigan State	Run (Lippett)	Touchdown
31	Michigan State	Run (Langford)	Touchdown
31	Wisconsin	Run (Doe)	1st-10
30	Purdue	Pass (Appleby-Anthrop)	1st-10
29	Fresno State	Pass (Burrell-Root)	1st-10
29	Michigan State	Pass (Cook-Kings)	1st-10
29	Minnesota	KOR (Myrick)	1st-10
28	Illinois	KOR (Bentley)	1st-10
28	Illinois	Pass (O'Toole-Dudek)	1st-10
28	Northwestern	KR (Solomon)	1st-10
28	Purdue	Pass (Appleby-Hunt)	1st-10
28	Purdue	KOR (Anthrop)	1st-10
28	Iowa	KOR (Parker)	1st-10
28	USC	Run (Davis)	1st-10
27	Purdue	Pass (Appleby-Anthrop)	1st-10
27	Northwestern	Run (Jackson)	1st-10
27	Illinois	Run (Dudek)	1st-10
27	McNeese State	Pass (Bolting-Hetrick)	1st-10
26	Minnesota	Run (Leidner)	1st-10
26	McNeese State	Run (Sams)	1st-10
26	Miami	Pass (Kaaya-Johnson)	1st-10
26	Wisconsin	Run (Gordon)	Touchdown
25	Michigan State	Pass (Cook-Lippett)	1st-10
25	Michigan State	Pass (Cook-Mumphrey)	1st-10
25	Purdue	Run (Appleby)	Touchdown
25	Iowa	Pass (Rudock-Martin-Manley)	1st-10
24	Miami	KOR (Coley)	1st-10
24	Illinois	Pass (O'Toole-Dudek)	1st-10
24	Northwestern	KOR (Solomon)	1st-10
24	Rutgers	KOR (Hicks)	1st-10
24	Wisconsin	KOR (Doe)	1st-10
24	Iowa	KOR (Parker)	1st-10
24	Iowa	KOR (Parker)	1st-10
23	Rutgers	Pass (Nova-Carroz)	1st-10
23	Northwestern	Pass (Siemian-Green)	1st-10
23	Miami	Pass (Kaaya-Berrios)	1st-10
23	Miami	KOR (Coley)	1st-10
23	Purdue	Pass (Appleby-Holmes)	1st-10
22	Wisconsin	KOR (Doe)	1st-10
22	Fresno State	KOR (Roo)	1st-10
22	Miami	Pass (Kaaya-Yearby)	3rd-3
22	Illinois	Pass (O'Toole-Ferguson)	1st-10
22	Michigan State	Pass (Cook-Burbridge)	1st-10
22	Purdue	IR (Feicher)	1st-10
22	Minnesota	Pass (Leidner-Cobb)	1st-10
22	Minnesota	Run (Leidner)	1st-10
22	USC	KOR (Smith)	1st-10
21	Minnesota	Pass (Leidner-Williams)	1st-10
21	Northwestern	KOR (Solomon)	1st-10
21	Michigan State	Pass (Cook-Price)	1st-10
21	Fresno State	KOR (Roo)	1st-10
21	Fresno State	Pass (Burrell-Watson)	1st-10
21	Fresno State	Pass (Burrell-Harper)	1st-10
21	Fresno State	Pass (Burrell-Hardaway)	1st-10
21	Florida Atlantic	KOR (Whitehead)	1st-10
21	McNeese State	KOR (Holmes)	1st-10
21	Rutgers	KOR (Hicks)	1st-10
21	Rutgers	Pass (Laviano-Martin)	1st-10
21	Purdue	Pass (Appleby-Anthrop)	1st-10
21	Purdue	KOR (Mostert)	1st-10
21	Iowa	KOR (Parker)	1st-10
21	Iowa	KOR (Lindahl)	1st-10
20	Iowa	KOR (VandeBerg)	Turnover
20	Minnesota	KOR (Myrick)	1st-10
20	Florida Atlantic	Pass (Johnson-Whitehead)	Touchdown
20	Fresno State	KOR (Scott)	1st-10
20	Miami	Pass (Kaaya-Dobard)	1st-10
20	Miami	Pass (Kaaya-Walford)	1st-10
20	Michigan State	KOR (Shelton)	1st-10
20	Purdue	KOR (Mostert)	1st-10
20	Wisconsin	KOR (Doe)	1st-10
20	USC	Pass (Kessler-Dixon)	Touchdown
20	USC	KOR (Smith)	1st-10

## GAME-OPENING DRIVES

Opponent	[---- Nebraska ----]			[---- Opponent ----]		
	Pts.	1st Dwn	Yds	Pts.	1st Dwn	Yds
Florida Atlantic	7	4	86	7	5	75
McNeese State	0	0	4	7	3	47
Fresno State	7	2	82	0	0	-3
Miami	7	3	81	7	5	75
Illinois	7	4	75	7	2	70
Michigan State	0	0	1	0	0	0
Northwestern	0	2	23	7	6	89
Rutgers	7	5	69	0	3	51
Purdue	7	1	17	0	0	3
Wisconsin	3	1	14	0	0	5
Minnesota	7	1	84	0	1	31
Iowa	0	1	26	0	5	62
USC	0	0	0	0	0	4

## SECOND HALF-OPENING DRIVES

Opponent	[---- Nebraska ----]			[---- Opponent ----]		
	Pts.	1st Dwn	Yds	Pts.	1st Dwn	Yds
Florida Atlantic	7	5	78	0	0	2
McNeese State	0	0	9	0	0	2
Fresno State	7	4	75	0	1	8
Miami	7	5	75	7	5	76
Illinois	7	4	68	0	1	18
Michigan State	0	0	-6	0	1	9
Northwestern	0	1	33	0	0	8
Rutgers	7	2	72	3	1	51
Purdue	0	4	56	0	1	6
Wisconsin	0	1	23	0	0	-2
Minnesota	0	0	-15	7	2	35
Iowa	0	0	-5	7	2	53
USC	0	0	3	0	1	17



SCORING DRIVES

Table with columns: Game, Scoring Drives, Total, Avg., Total, Avg., 5 or less, 1 or 0. Rows include Florida Atlantic, McNeese St., Fresno St., Miami, Illinois, Michigan St., Northwestern, Rutgers, Purdue, Wisconsin, Minnesota, Iowa, USC, and Totals/Opponents.

NEBRASKA SCORING DRIVES

Table with columns: Opponent, Plays, Yds, Time, Score, Qtr/Time, Play. Lists detailed scoring drives for various opponents like Florida Atlantic, McNeese State, Fresno State, etc.

OPPONENT SCORING DRIVES

Table with columns: Opponent, Plays, Yds, Time, Score, Qtr/Time, Play. Lists scoring drives for opponents like Florida Atlantic, McNeese State, Fresno State, etc.

NEBRASKA POINTS OFF TURNOVERS

Table with columns: Game, TOs Gained, TDs, FG-FGA, Pts., (NU Fumbles/Lost, INT). Shows turnover statistics for various opponents.

STARTING FIELD POSITION\*

Table with columns: Opponent, NU Avg. Start (yards/drives/in 20/past 50), Opp. Avg. Start (yards/drives/in 20/past 50), NU lead. Shows starting field position for various opponents.

PENALTY NUMBERS

Table with columns: Opponent, NU Pen.-Yds., Opp. Pen.-Yds. Shows penalty statistics for various opponents.



# Individual Career/Season Superlatives

## SEASON AND CAREER, MOST PASSING YARDS

Player	2014	Career
Tommy Armstrong Jr.	381 vs. USC	Same
Ryker Fife	22 at Fresno State	Same
Johnny Stanton IV	6 vs. Florida Atlantic	Same
De'Mornay Pierson-El	16 at Northwestern	Same

## SEASON AND CAREER, LONGEST PASS

2014	Career
70* at Fresno State (Westerkamp)	99* vs. Georgia, 2013 (Enunwa)
12 at Fresno State (T. Newby)	Same
6 vs. Florida Atlantic (Pierson-El)	Same
16* at Northwestern (Armstrong)	Same

## SEASON AND CAREER, MOST RECEIVING YARDS

Player	2014	Career
Ameer Abdullah	96 vs. McNeese State	Same
Taariq Allen	34 at Iowa	Same
Tommy Armstrong Jr.	16 at Northwestern	Same
Christian Bailey	10 at Fresno State	Same
Kenny Bell	116 vs. Florida Atlantic	136 vs. Minnesota, 2012
Sam Burtch		86 vs. Michigan State, 2013
Cethan Carter	48 at Iowa	Same
Sam Cotton	23 at Fresno State	Same
Imani Cross		-1 vs. Wyoming, 2013
Trey Foster	6 at Northwestern	9 at Purdue, 2013
Lane Hovey	48 at Fresno State	Same
Andy Janovich	16 at Michigan State	Same
Alonzo Moore	43 at Michigan State	43 vs. NW, 2013; at Michigan State
Terrell Newby	21 vs. Illinois	Same
De'Mornay Pierson-EL	102 vs. USC	Same
Brandon Reilly	36 vs. USC	Same
Jamal Turner	28 vs. McNeese State	84 at Wisconsin, 2011
Jordan Westerkamp	158 at Michigan State	Same

## SEASON AND CAREER, LONGEST CATCH

2014	Career
58* vs. McNeese State (Armstrong)	Same
34* at Iowa (Armstrong)	Same
16* at Northwestern (Pierson-El)	Same
10* at Fresno State (Fyfe)	Same
73 vs. Minnesota (Armstrong)	74 at Ohio State, 2012 (Martinez)
	32* vs. Michigan State, 2013 (Armstrong)
34 at Iowa (Armstrong)	Same
23* at Fresno State (Armstrong)	Same
	-1 vs. Wyoming, 2013 (Martinez)
6 at Northwestern (Armstrong)	9 at Purdue, 2013 (Kellogg)
29 at Fresno State (Armstrong)	Same
16 at Michigan State (Armstrong)	Same
43 at Michigan State (Armstrong)	Same
20 vs. Illinois (Armstrong)	Same
46 at Northwestern (Armstrong)	Same
35 at Iowa (Armstrong)	Same
17 vs. McNeese State (McNeese St.)	43 vs. Fresno State, 2011 (Martinez)
70* at Fresno State (Armstrong)	49* vs. Northwestern (Kellogg)

## SEASON AND CAREER, MOST RUSHING YARDS

Player	2014	Career
Ameer Abdullah	232 vs. Florida Atlantic	Same
Tommy Armstrong Jr.	131 vs. McNeese State	Same
Kenny Bell	None	82 at Minnesota, 2011
Imani Cross	109 vs. Illinois	Same
Sam Foltz	14 vs. Wisconsin	Same
Ryker Fyfe	29 vs. Florida Atlantic	Same
Andy Janovich	None	6 vs. Idaho State, 2012
Graham Nabity	4 vs. Florida Atlantic	14 vs. South Dakota State, 2013
Jordan Nelson	35 vs. Illinois	Same
Terrell Newby	107 vs. Florida Atlantic	Same
De'Mornay Pierson-El	10 at Iowa	Same
Jamal Turner	None	6 at UCLA, 2012
Jordan Westerkamp	None	7 vs. South Dakota State, 2013

## SEASON AND CAREER, LONGEST RUN

2014	Career
57* at Fresno State	62 vs. Wyoming, 2013
42 vs. McNeese State	Same
None	82* at Minnesota, 2011
62* at Fresno State	Same
14 vs. Wisconsin	Same
15 vs. Florida Atlantic	Same
None	3 vs. Idaho State, 2012
4 vs. Florida Atlantic	6 vs. Southern Miss; vs. SDSU, 2013
18 vs. Illinois	Same
43 vs. Florida Atlantic	Same
6 at Iowa	Same
None	6 at UCLA, 2012
None	7 vs. South Dakota State, 2013

## SEASON AND CAREER, MOST TACKLES, TFLS AND SACKS

Player	Tackles (2014)	Career	TFL (2014)	Career	Sacks (2014)	Career
Taariq Allen	1 vs. USC	Same	None	Same	None	Same
Zaire Anderson	14 at Iowa	Same	3 vs. Illinois	Same	1.0 vs. Illinois; at Iowa	2 at Michigan, 2013
Josh Banderas	14 vs. USC	Same	1 vs. McNeese St.; at Fresno St.	2 vs. UCLA, 2013	None	1 vs. UCLA, 2013 at Purdue, '13
Byerson Cockrell	5 vs. Minnesota; at Iowa	Same	1 at Fresno State	Same	None	Same
Maliek Collins	7 vs. Rutgers; at Iowa	Same	3 vs. Rutgers	Same	1.0 4x, last vs. USC	1 4x, last vs. USC
Corey Cooper	10 vs. Wisconsin	12 vs. UCLA, 2013	1 vs. Purdue; at Wisconsin	1 8x, last vs. Purdue	None	1 vs. SDSU; vs. Northwestern, 2013
Daniel Davie	8 vs. Purdue	Same	2 at Fresno State; vs. Miami	Same	None	Same
Joey Felici	2 vs. Rutgers	Same	None	Same	None	Same
Jack Gangwish	5 vs. McNeese State; at Iowa	Same	1 at Northwestern; at Iowa	Same	0.5 at Northwestern	Same
Nate Gerry	15 at Iowa	Same	3 at Iowa	Same	0.5 vs. Illinois	Same
Randy Gregory	8 vs. Minnesota	8 5x, last vs. Minnesota	3 vs. Illinois	3 at Michigan, 2013; vs. Illinois, 2014	2.5 vs. Illinois	3.0 at Michigan, 2013
Lane Hovey	2 vs. McNeese State	Same	None	Same	None	Same
Charles Jackson	None	3 vs. Wyoming, 2013	None	Same	None	Same
Chris Jones	2 at Fresno St.; at Northwestern	Same	None	Same	None	Same
Boaz Joseph	1 at Fresno State	Same	None	Same	None	Same
Joshua Kalu	7 vs. Illinois	Same	1 at Fresno State	Same	None	Same
Joe Keels	1 at Fresno State	Same	None	Same	None	Same
Courtney Love	3 at Wisconsin	Same	None	Same	None	Same
Greg McMullen	9 vs. McNeese State	Same	2 vs. FAU; vs. McNeese State	2, 3x, last vs. McNeese State	1 vs. McNeese St.; at Fresno St.	1 3x, last at Fresno State
Josh Mitchell	5 vs. Rutgers; at Wisconsin	8 vs. Wisconsin, 2012	None	3 vs. Southern Miss, 2013	None	1 vs. Southern Miss, 2012
Kevin Maurice	2 at Fresno State	Same	2 vs. Purdue	same	2.0 vs. Purdue	same
A.J. Natter	1 vs. Florida Atlantic	Same	None	Same	None	Same
Jordan Nelson	2 vs. USC	Same	None	Same	None	Same
Marcus Newby	1 at Fresno State	Same	1 at Fresno State	Same	1 at Fresno State	Same
Logan Rath	4 vs. Florida Atlantic	Same	1 vs. Florida Atlantic	Same	None	Same
Trevor Roach	18 at Michigan State	Same	4 at Michigan State	Same	1.0 at Northwestern	Same
Michael Rose		11 vs. Illinois, 2013		1 vs. Illinois, 2013	None	Same
Jonathan Rose	3 4x last vs. Wisconsin	Same	None	Same	None	Same
David Santos	10 vs. Miami	13 at Minnesota, 2013	1 vs. FAU; vs. Miami; at Iowa	2 at Michigan, 2013	None	1 vs. SDSU; at Penn State, 2013
Brad Simpson	3 vs. USC	Same	None	Same	None	Same
Kevin Williams	6 at Iowa	Same	3 at Northwestern	Same	2.5 at Northwestern	Same
Kieron Williams	2 vs. McNeese St.; vs. Purdue	Same	1 vs. Illinois	Same	None	Same
Austin Williams	4 at Iowa; vs. USC	1 4x last vs. Minnesota	None	same	None	Same
Vincent Valentine	6 vs. Miami; at Iowa; vs. USC	Same	3 at Fresno State	Same	2.0 at Fresno State	Same
Chris Weber	2 at Fresno State	Same	None	Same	None	Same



# Nebraska Statistical Highs and Lows

NEBRASKA TOTALS	HIGHS	LOWS
Points Scored	55 vs. Florida Atlantic; at Fresno State	22 at Michigan State
First Downs	35 vs. Florida Atlantic; vs. Illinois	11 at Wisconsin
Rushing Attempts	70 vs. Illinois	31 at Iowa
Rushing Yards	498 vs. Florida Atlantic	47 at Michigan State
Passes Attempted	51 vs. USC	13 vs. Miami
Passes Completed	32 vs. USC	6 at Wisconsin
Had Intercepted	2 at Michigan State; vs. Purdue; at Iowa	0 vs. Florida Atlantic; at Fresno State; at Northwestern; vs. Minnesota
Passing Yards	381 vs. USC	62 at Wisconsin
Total Plays	94 vs. USC	58 vs. Minnesota
Total Yards	784 vs. Florida Atlantic	180 at Wisconsin
Possession Time	39:36 vs. Illinois	22:16 at Iowa
Fumbles	5 at Wisconsin	0 at Northwestern; at Iowa; vs. USC
Fumbles Lost	4 at Wisconsin	0 vs. Florida Atlantic; vs. McNeese State; at Northwestern; at Iowa
Turnovers	5 at Wisconsin	0 vs. Florida Atlantic; at Northwestern
Turnover Margin	+2 at Iowa	-2 vs. Minnesota
Penalties	8 vs. Illinois; at Northwestern	3 vs. Purdue; vs. Minnesota
Yards Penalized	83 at Northwestern	25 vs. Minnesota
Sacks By-Yards Lost	4-29 at Fresno St.; 4-28 vs. Illinois; 4-37 at Northwestern	0-0 at Michigan State
Team Tackles for Loss-Yards	11-48 at Fresno State	4-7 at Wisconsin; 4-25 vs. Minnesota
OPPONENT TOTALS	HIGHS	LOWS
Points Scored	59 at Wisconsin	7 vs. Florida Atlantic
First Downs	24 vs. Miami; at Iowa	13 vs. Florida Atlantic
Rushing Attempts	53 at Wisconsin; vs. Minnesota	23 vs. Miami
Rushing Yards	581 at Wisconsin	76 vs. Miami
Passes Attempted	59 at Fresno State	11 at Wisconsin
Passes Completed	30 at Fresno State	7 at Wisconsin
Had Intercepted	3 vs. Illinois	0 vs. Florida Atlantic; at Fresno State; at Wisconsin; vs. Minnesota
Passing Yards	359 vs. Miami	46 at Wisconsin
Total Plays	88 at Iowa	60 vs. Florida Atlantic
Total Yards	627 at Wisconsin	200 vs. Florida Atlantic
Possession Time	37:44 at Iowa	20:24 vs. Illinois
Fumbles	5 at Wisconsin	0 vs. Illinois; vs. Rutgers
Fumbles Lost	4 at Wisconsin	0, Eight games, last vs. Minnesota
Turnovers	4 at Wisconsin; at Iowa	0 vs. Florida Atlantic; at Fresno State; vs. Minnesota
Turnover Margin	+2 vs. Minnesota	-2 at Iowa
Penalties	12 vs. USC	1 vs. Minnesota
Yards Penalized	97 vs. USC	15 vs. Minnesota
Sacks By-Yards Lost	5-25 at Michigan State	0-0 vs. Florida Atlantic; at Fresno State; vs. Miami; at Northwestern; vs. Rutgers
Team Tackles for Loss-Yards	10-38 at Michigan State; 9-41 at Wisconsin	0-0 vs. Florida Atlantic; vs. Miami
NEBRASKA INDIVIDUAL HIGHS		
Most Rushing Attempts.....	35; Ameer Abdullah vs. Miami	
Most Net Rushing Yards.....	232; Ameer Abdullah vs. Florida Atlantic	
Most Rushing TDs.....	4; Ameer Abdullah at Northwestern	
Longest TD Run.....	62; Imani Cross at Fresno State	
Longest Run, No TD.....	53; Ameer Abdullah at Iowa	
Most Pass Attempts.....	51; Tommy Armstrong Jr. vs. USC	
Most Completed Passes.....	32; Tommy Armstrong Jr. vs. USC	
Most Passing Yards.....	381; Tommy Armstrong Jr. vs. USC	
Most Passing TDs.....	3; Tommy Armstrong Jr. at Fresno State, vs. USC	
Longest TD Pass.....	70; Tommy Armstrong Jr. to Jordan Westerkamp at Fresno State	
Longest Pass, No TD.....	73; Tommy Armstrong Jr. to Kenny Bell vs. Minnesota	
Most Pass Receptions.....	9; Jordan Westerkamp at Michigan State	
Most Receiving Yards.....	158; Jordan Westerkamp at Michigan State	
Most TD Receptions.....	2; Kenny Bell at Iowa	
Most Total Offense Attempts.....	63; Tommy Armstrong Jr. vs. USC (12 rush, 51 passes)	
Most Total Offense Yards.....	422; Tommy Armstrong Jr. vs. USC	
Most All-Purpose Attempts.....	41; Ameer Abdullah vs. Miami (35 rushes, 1 reception; 4 kickoff returns)	
Most All-Purpose Yards.....	341*; Ameer Abdullah vs. Rutgers (School record)	
Most Touchdowns Scored.....	4; Ameer Abdullah at Northwestern	
Most Field Goals Attempted.....	3; Drew Brown at Fresno State; at Iowa	
Most Field Goals Made.....	2; Drew Brown at Fresno State; vs. Miami; vs. USC	
Longest Field Goal Made.....	45; Mauro Bondi vs. Florida Atlantic	
Longest Field Goal Attempted.....	54; Drew Brown vs. Illinois	
Most Interceptions.....	2; Daniel Davie vs. Illinois	
Longest Interception TD Return.....	None	
Longest Interception Return, No TD.....	54; Nate Gerry vs. Illinois	
Longest Fumble TD Return.....	57; Josh Mitchell vs. Miami	
Longest Fumble Return, No TD.....	11; Joshua Kalu at Iowa	
Longest Punt Return, TD.....	86; De'Mornay Pierson-El at Fresno State	
Longest Punt Return, No TD.....	51; De'Mornay Pierson-El at Fresno State	
Most Punt Return Yardage.....	150; De'Mornay Pierson-El at Fresno State (5 returns)	
Longest Kickoff Return, TD.....	None	
Longest Kickoff Return, No TD.....	76; Ameer Abdullah vs. Rutgers	
Longest Blocked Punt, TD.....	None	
Longest Blocked Field Goal Return.....	85; Nate Gerry vs. Minnesota	
Most Kickoff Return Yardage.....	120; Ameer Abdullah vs. USC (3 returns)	
Most Punts.....	8; Sam Foltz at Michigan State (35.9 avg.); at Wisconsin (46.9 avg.)	
Highest Punting Average.....	51.2; Sam Foltz vs. McNeese State (6 punts)	
Longest Punt.....	70; Sam Foltz at Wisconsin	



# Nebraska Statistical Highs and Lows

## NEBRASKA INDIVIDUAL HIGHS....(CONTINUED)

Most Total Tackles.....18; Trevor Roach at Michigan State (9 solo, 9 asst.)  
 Most Solo Tackles.....10; Nate Gerry at Iowa  
 Most Tackles for Loss .....4; Trevor Roach vs. Michigan State (9 yards)  
 Most Yards Lost.....25; Randy Gregory vs. Miami (2 TFL)  
 Most Quarterback Sacks.....2.5; Randy Gregory vs. Illinois (17 yards); Kevin Williams (24 yards)  
 Most Yards Lost.....25; Randy Gregory vs. Miami (2.0 sacks)  
 Most Pass Breakups .....3; Josh Mitchell vs. Purdue  
 Most Blocked Field Goals .....1; Randy Gregory vs. Rutgers; vs. Minnesota  
 Most Blocked Punts.....2; Kieron Williams vs. USC  
 Most Blocked PAT .....None

## OPPONENT INDIVIDUAL HIGHS

Most Yards Rushing .....408; Melvin Gordon (Wisconsin)  
 Most Rushing Attempts.....29; Jeremy Langford (Michigan State)  
 Most Yards Passing .....359; Brad Kaaya (Miami)  
 Most Passing Attempts.....59; Brian Burrell (Fresno State)  
 Most Pass Completions .....30; Brian Burrell (Fresno State)  
 Most Pass Receptions.....9; Josh Harper (Fresno State)  
 Most Yards Receiving.....127; Leonte Carroo (Rutgers)

## OPPONENT INDIVIDUAL LONGEST PLAYS

Rush.....66\*; Brian Burrell (Fresno State)  
 Pass.....71; Leonte Carroo from Gary Nova (Rutgers); Adoree Jackson from Cody Kessler (USC)  
 Field Goal.....42; Andre Heidari (USC)  
 Punt Return .....19; LaKendrick Williams (Fresno State)  
 Kickoff Return.....98\*; Adoree Jackson (USC)  
 Fumble Return.....38; Shilique Calhoun (Michigan State)  
 Interception Return.....98\*; Aaron Sam (McNeese State)  
 Punt .....74; Justin DuVernois (Illinois)

# Nebraska Starting Lineups

## HUSKER OFFENSIVE STARTERS GAME-BY-GAME

Opponent	WR	WR	TE	RT	RG	C	LG	LT	QB	IB	FB	PK
Florida Atlantic	Bell	Turner	Carter	Price	Moudy	Pelini	J. Cotton	Lewis	Armstrong	Abdullah	Westerkamp#	Brown
McNeese State	Moore	Turner	Carter	Sterup	Moudy	Pelini	J. Cotton	Lewis	Armstrong	Abdullah	Westerkamp#	Brown
Fresno State	Bell	Moore	Carter	Sterup	Moudy	Pelini	J. Cotton	Lewis	Armstrong	Abdullah	Westerkamp#	Brown
Miami	Bell	Moore	Carter	Sterup	Moudy	Pelini	J. Cotton	Lewis	Armstrong	Abdullah	Westerkamp#	Brown
Illinois	Bell	Moore	Carter	Sterup	Moudy	Pelini	J. Cotton	Lewis	Armstrong	Abdullah	Westerkamp#	Brown
Michigan State	Bell	Moore	S. Cotton	Sterup	Moudy	Pelini	J. Cotton	Lewis	Armstrong	Abdullah	Foster^	Brown
Northwestern	Bell	Moore	S. Cotton	Sterup	Moudy	Pelini	J. Cotton	Lewis	Armstrong	Abdullah	Westerkamp#	Brown
Rutgers	Bell	Moore	Pierson-El%	Sterup	Moudy	Pelini	J. Cotton	Lewis	Armstrong	Abdullah	Westerkamp%	Brown
Purdue	Bell	Pierson-El	Cotton	Sterup	Moudy	Pelini	J. Cotton	Lewis	Armstrong	Abdullah	Westerkamp#	Brown
Wisconsin	Bell	Pierson-El	Reilly%	Sterup	Moudy	Pelini	J. Cotton	Lewis	Armstrong	Abdullah	Westerkamp%	Brown
Minnesota	Bell	Pierson-El	Carter	Sterup	Moudy	Pelini	J. Cotton	Lewis	Armstrong	Abdullah	S. Cotton^	Brown
Iowa	Bell	Pierson-El	Carter	Price	Moudy	Reeves	J. Cotton	Lewis	Armstrong	Abdullah	Janovich	Brown
USC	Bell	Pierson-El	Carter	Price	Moudy	Utter	J. Cotton	Lewis	Armstrong	Abdullah	Janovich	Brown

#-opened in three wide receiver formation; %-NU opened in a four-receiver set (three receivers and a tight end); ^-NU opened in two tight end set; \$-NU opened in four receiver set (no tight end)

## HUSKER DEFENSIVE STARTERS GAME-BY-GAME

Opponent	DE	DT	DT	DE	BUCK	MIKE	WILL	LCB	FS	SS	RCB	P
Florida Atlantic	McMullen	Valentine	Collins	Gregory	Santos	Banderas	Anderson	Mitchell	Gerry	Cooper	Davie	Foltz
McNeese State	McMullen	Valentine	Collins	Gangwish	Santos	Banderas	Anderson	Mitchell	Gerry	Cooper	Davie	Foltz
Fresno State	McMullen	Valentine	Collins	Gregory	Cockrell#	Banderas	Kalu#	Mitchell	Gerry	Cooper	Davie	Foltz
Miami	McMullen	Valentine	Collins	Gregory	Santos	Banderas	Anderson	Mitchell	Gerry	Cooper	Davie	Foltz
Illinois	McMullen	Valentine	Collins	Gregory	Cockrell#	Anderson	Kalu#	Mitchell	Gerry	Cooper	Davie	Foltz
Michigan State	McMullen	Valentine	Collins	Gregory	Roach	Banderas	Anderson	Mitchell	Gerry	Cooper	Davie	Foltz
Northwestern	McMullen	Valentine	Collins	Gregory	Cockrell#	Roach	Anderson	Mitchell	Gerry	Cooper	Davie	Foltz
Rutgers	McMullen	Ke. Williams	Collins	Gregory	Santos	Roach	Anderson	Mitchell	Gerry	Cooper	Davie	Foltz
Purdue	McMullen	Ke. Williams	Collins	Gregory	Santos	Roach	Anderson	Mitchell	Gerry	Cooper	Davie	Foltz
Wisconsin	McMullen	Valentine	Collins	Gregory	Santos	Roach	Anderson	Mitchell	Gerry	Cooper	Davie	Foltz
Minnesota	McMullen	Valentine	Collins	Gregory	Cockrell*	Santos	Anderson	Mitchell	Gerry	Cooper	Davie	Foltz
Iowa	McMullen	Valentine	Collins	Gangwish	Santos	Roach	Anderson	Mitchell	Gerry	Cockrell	Davie	Foltz
USC	McMullen	Valentine	Collins	Gangwish	Cockrell	Banderas	Anderson	Mitchell	Gerry	Cooper	Davie	Foltz

\* - NU opened with nickel package # - NU opened with dime packages; %-NU opened with five defensive linemen; @-NU opened with three safeties; !-NU opened with 3 defensive ends

# Overall Participation

## PLAYER (GAMES):

Armstrong Jr, Tommy (13/13); Abdullah, Ameer (13/13); Allen, Taariq (13/-); Anderson, Zaire (13/12); Bailey, Christian (4/-); Banderas, Josh (12/6); Bell, Kenny (13/12); Blum, Jared (1/-); Bondi, Mauro (5/-); Brown, Drew (13/-); Carter, Cethan (9/8); Cockrell, Byerson (13/6); Collins, Maliek (13/13); Cooper, Corey (12/12); Cotton, Jake (13/13); Cotton, Sam (13/4); Cross, Imani (12/-); Davie, Daniel (13/13); Faulkenberry, Josh (13/-); Felici, Joey (13/-); Finnin, Matt (8/-); Foltz, Sam (13/-); Foster, Trey (8/1); Fyfe, Ryker (7/-); Gangwish, Jack (12/3); Gerry, Nate (13/13); Gladney, Kevin (7/-); Gregory, Randy (11/10); Hahn, Sam (1/-); Hannon, Zach (13/-); Hart, Greg (9/-); Hovey, Lane (13/-); Janovich, Andy (13/2); Jones, Chris (12/-); Johnson Jr, Dwayne (1/-); Jordan, Harrison (5/-); Joseph, Boaz (5/-); Kalu, Joshua (13/2); Keels, Joe (5/-); Kelly, Paul (7/-); Knevel, David (4/-); Kondolo, Chongo (13/-); Lewis, Alex (13/13); Love, Courtney (12/-); Maurice, Kevin (11/-); McMullen, Greg (13/13); Mitchell, Josh (13/13); Moore, Alonzo (11/7); Moudy, Mike (13/13); Nabity, Graham (11/-); Natter, A.J. (3/-); Nelson, Jordan (12/-); Newby, Marcus (9/-); Newby, Terrell (13/-); Pelini, Mark (11/11); Pierson-El, De'Mornay (13/6); Price, Givens (12/3); Rath, Logan (2/-); Reeves, Ryne (11/1); Reilly, Brandon (7-1); Roach, Trevor (12/6); Rose, Jonathan (13/-); Santos, David (10/8); Simpson, Brad (10/-); Singleton, D.J. (4/-); Stanton, Johnny (2/-); Sterup, Zach (10/10); Sutton, David (12/-); Thurston, Paul (10/-); Turner, Jamal (2/2); Utter, Dylan (6/1); Valentine, Vincent (13/11); Weber, Chris (13/-); Westerkamp, Jordan (13/9); Williams, Austin (13/-); Williams, Kevin (10/2); Williams, Kieron (13/-)

**Game 1 | No. 22 Nebraska 55, Florida Atlantic 7**

SCORE BY QUARTERS	1	2	3	4	FINAL
Florida Atlantic	7	0	0	0	7
No. 22 Nebraska	14	17	17	7	55

**Lincoln (Aug. 30)** --- Ameer Abdullah sprinted for a career-high 232 yards, while Kenny Bell and Jordan Westerkamp each added 100-yard receiving games, as No. 22 Nebraska rolled to a 55-7 victory over Florida Atlantic.



The Husker offense enjoyed a record-setting day with a pair of 100-yard rushers and a pair of 100-yard receivers in the same game. Abdullah finished the day with 21 carries for 232 yards and a touchdown. Terrell Newby added his first career 100-yard game, crossing the plateau with 16 carries for 107 yards and two touchdowns.

Bell added his fourth career 100-yard receiving game with four catches for 116 yards, while Westerkamp added his second career 100-yard game with career highs of seven catches for 125 yards and a touchdown.

The Huskers finished with a Big Ten record 784 total yards, including 498 rushing and 286 passing. Tommy Armstrong Jr. completed 15-of-29 passes for 271 yards and two touchdowns, while adding seven carries for 62 yards and another score to finish with 333 yards of total offense.

The Huskers dominated offensively in the first half, scoring on each of their first five possessions to take a commanding 31-7 halftime lead. Armstrong put the Huskers on the board first with his five-yard touchdown run to cap Nebraska's eight-play, 86-yard opening drive of the season.

The Owls answered with a touchdown drive of their own, capped by Jaquez Johnson's 20-yard touchdown pass to Lucky Whitehead with 4:56 left in the first. That would be the only score allowed by the Blackshirts, as Nebraska limited FAU to 200 yards of total offense. During one stretch, the Huskers forced seven consecutive 3-and-outs.

Armstrong led NU on another first-quarter touchdown march, as NU went 75 yards in nine plays, capped by Westerkamp's 36-yard TD grab. The Huskers added freshman place-kicker Drew Brown's first career field goal, a 44-yarder, with 12:18 left in the half to push the margin to 17-7.

After the Blackshirts held on their next possession, Abdullah cruised over the 100-yard rushing mark for the 18th time in his career before breaking off a 47-yard scoring jaunt. Another defensive stop set up a seven-play, 66-yard drive capped by a punishing three-yard touchdown run by Imani Cross with 2:30 left to push the Big Red lead to 31-7. The Huskers scored on each of their first five drives.

Nebraska put the game out of reach, scoring on their first four possessions of the second half, including two scoring runs by Newby.

SCORING SUMMARY			
1st	09:19	NEB	Armstrong Jr. 5 yd run (Brown kick)
1st	04:56	FAU	Whitehead 20 yd pass from Johnson (Joseph kick)
1st	01:22	NEB	Westerkamp 36 yd pass from Armstrong Jr. (Brown kick)
2nd	12:18	NEB	Brown 44 yd field goal
2nd	06:29	NEB	Abdullah 47 yd run (Brown kick)
2nd	02:30	NEB	Cross 3 yd run (Brown kick)
3rd	10:18	NEB	Newby 2 yd run (Brown kick)
3rd	06:41	NEB	Pierson-El 8 yd pass from Armstrong Jr. (Brown kick)
3rd	03:09	NEB	Bondi 45 yd field goal
4th	13:20	NEB	Newby 1 yd run (Bondi kick)

TEAM STATISTICS	FAU	NEB
FIRST DOWNS	13	35
RUSHES-YARDS (NET)	30-105	57-498
PASSING YDS (NET)	95	286
Passes Att-Comp-Int	30-11-0	35-17-0
TOTAL OFFENSE PLAYS-YARDS	60-200	92-784
Fumble Returns-Yards	0-0	0-0
Punt Returns-Yards	0-0	4-19
Kickoff Returns-Yards	3-105	1-14
Interception Returns-Yards	0-0	0-0
Punts (Number-Avg)	9-47.2	2-35.5
Fumbles-Lost	1-0	1-0
Penalties-Yards	3-22	6-60
Possession Time	26:05	33:55
Third-Down Conversions	4 of 15	8 of 12
Fourth-Down Conversions	0 of 1	0 of 0
Red-Zone Scores-Chances	1-2	5-55
Sacks By: Number-Yards	0-0	1-9

**RUSHING: FAU-** Warren, Jay 14-77; Johnson, Jaquez 4-19; Bussey, Henry 1-5; Hankerson, Greg 6-4; Moore, Tony 4-3; Whitehead, Lucky 1-minus-3. **Nebraska-** Abdullah, Ameer 21-232; Newby, Terrell 16-107; Armstrong Jr., Tommy 7-62; Nelson, Jordan 5-32; Cross, Imani 3-32; Fyfe, Ryker 4-29; Nabity, Graham 1-4.

**PASSING: FAU-** Hankerson, Greg 5-18-0-34; Johnson, Jaquez 6-12-0-61. **Nebraska-** Armstrong Jr., Tommy 15-29-0-271; Fyfe, Ryker 1-4-0-9; TEAM 0-1-0-0; Stanton, Johnny 1-1-0-6.

**RECEIVING: FAU-** Whitehead, Luck 5-40; Deleon, Alex 2-18; Moore, Tony 1-15; Harrop, Michael 1-12; Moise, Derek 1-10; Johnson, Jaquez 1-0. **Nebraska-** Westerkamp, Jordan 7-125; Bell, Kenny 4-116; Pierson-El, De'Mornay 2-14; Cotton, Sam 1-10; Turner, Jamal 1-9; Abdullah, Ameer 1-9; Allen, Taariq 1-3.

**INTERCEPTIONS: FAU-**None. **Nebraska-**None

**FUMBLES: FAU-**Warren, Jay 1-0. **Nebraska-**Bell, Kenny 1-0.


**SACKS (Sacks-Yds): FAU-**None **Nebraska-** Maurice, Kevin 0.5-5; McMullen, Greg 0.5-4.

**TACKLE LEADER (UA-A): FAU-**Parms, Damian 8-1; Kirk, Andrae 5-4; Relf, Robert 5-4. **Nebraska-**Anderson, Zaire 3-4

**Game 2 | No. 19 Nebraska 31, McNeese State 24**

SCORE BY QUARTERS	1	2	3	4	FINAL
McNeese State	7	7	0	10	24
No. 19 Nebraska	14	7	3	7	31

**Lincoln (Sept. 6)** --- Ameer Abdullah turned a short pass from Tommy Armstrong Jr. into a 58-yard touchdown with 20 seconds left, lifting No. 19 Nebraska to a 31-24 win over McNeese State.



The Cornhuskers were facing a 3rd-and-6 with the game tied against the FCS power when Armstrong, who finished 16-for-31 for 242 yards and two touchdowns through the air, hit Abdullah, who turned the short pass into a highlight reel play. Until the catch, Abdullah was limited to just 54 yards and one rushing touchdown on 17 carries. However, he added three receptions out of the backfield for a career-high 98 yards.

Armstrong led the Husker rushing attack with a career-high 131 yards and a touchdown on just 11 carries to lead a Nebraska ground game that finished with 195 yards.

McNeese State finished with 338 total yards, but it was a 98-yard interception return for a touchdown in the second quarter by Aaron Sam that set the tone for the game. The Huskers were at the MSU 9-yard line looking to extend a 14-7 lead.

McNeese State took an early 7-0 lead on a Derrick Milton nine-yard first-quarter run. Armstrong and the Huskers answered on the ensuing drive with a 40-yard touchdown strike to Jordan Westerkamp with 6:44 left in the opening period. Westerkamp finished his day with four receptions for 61 yards.

After a defensive stop by the Blackshirts, NU headed to the second quarter with a 14-7 lead following a two-yard Abdullah TD. The defense kept the Cowboys at bay again and Nebraska sprinted into the red zone on a long run by Armstrong, before he threw his first interception of the year to tie the score at 14.

Despite the major momentum swing, Armstrong and the Huskers responded with a 12-play, 82-yard drive capped by his one-yard touchdown plunge to take a 21-14 lead to the halftime locker room. Nebraska pushed the lead to 24-14 in the third quarter on Drew Brown's 31-yard field goal.

McNeese State refused to fold, answering with a one-yard touchdown run by Tyler Bolfig to cap a 12-play, 83-yard drive and pull the Cowboys within 24-21.

Nebraska's offense continued to struggle in the fourth quarter, and the Cowboys capitalized to tie the score on Alex Kjellsten's 24-yard field goal with 4:21 left, capping a 14-play 88-yard drive.

Following Abdullah's 58-yard dash, the Cowboys started deep in their own territory with 14 seconds left and Corey Cooper intercepted Bolfig on the final play of the game to seal a Nebraska victory.

SCORING SUMMARY			
1st	06:44	NEB	Westerkamp 40 yd pass from Armstrong Jr. (Brown kick)
1st	03:00	NEB	Abdullah 2 yd run (Brown kick)
2nd	10:08	MCN	Sam 98 yd interception return (Kjellsten kick)
2nd	05:47	NEB	Armstrong Jr. 1 yd run (Brown kick)
3rd	03:51	NEB	Brown 31 yd field goal
4th	13:45	MCN	Bolfig 1 yd run (Kjellsten kick)
4th	04:21	MCN	Kjellsten 24 yd field goal
4th	00:20	NEB	Abdullah 58 yd pass from Armstrong Jr. (Brown kick)

TEAM STATISTICS	MCNEESE	NEB
FIRST DOWNS	15	17
RUSHES-YARDS (NET)	45-178	33-195
PASSING YDS (NET)	160	242
Passes Att-Comp-Int	26-12-1	31-16-1
TOTAL OFFENSE PLAYS-YARDS	71-338	64-437
Fumble Returns-Yards	0-0	0-0
Punt Returns-Yards	3-19	5-52
Kickoff Returns-Yards	4-65	5-126
Interception Returns-Yards	1-98	1-0
Punts (Number-Avg)	8-39.4	6-51.2
Fumbles-Lost	1-0	1-0
Penalties-Yards	6-44	5-40
Possession Time	34:52	25:08
Third-Down Conversions	5 of 17	4 of 13
Fourth-Down Conversions	2 of 2	1 of 2
Red-Zone Scores-Chances	3-3	3-4
Sacks By: Number-Yards	1-2	2-2

**RUSHING: McNeese-**Sams, Daniel 10-74; Bennett, Kelvin 19-53; Holmes, Nate 3-23; Milton, Derrick 6-18; Thomas, Khalil 1-9; Celestie, Ernest 1-3; Bolfig, Tyler 3-3; Long, Dylan 2-minus-5. **Nebraska-** Armstrong Jr., Tommy 11-131; Abdullah, Ameer 17-54; Newby, Terrell 2-9; Cross, Imani 3-1.

**PASSING: McNeese-**Bolfig, Tyler 9-17-1-101; Sams, Daniel 3-9-0-59. **Nebraska-** Armstrong Jr., Tommy 16-31-1-242.

**RECEIVING: McNeese-**Shelby, Kent 2-47; Bennett, Kelvin 2-35; Celestie, Ernest 2-20; Hetrick, Zach 1-27; Holmes, Nate 1-12; Bush, David 1-6; Milton, Derrick 1-5; McGilvery, Jereon 1-5; Long, Dylan 1-3.

**Nebraska-** Westerkamp, Jordan 4-61; Abdullah, Ameer 3-96; Turner, Jamal 3-28; Allen, Taariq 3-27; Bell, Kenny 1-14; Moore, Alonzo 1-11; Carter, Cethan 1-5.

**INTERCEPTIONS: McNeese-**Sam, Aaron 1-98. **Nebraska-**Cooper, Corey 1-0

**FUMBLES: McNeese-**Bolfig, Tyler 1-0. **Nebraska-**Armstrong Jr., Tommy 1-0.

**SACKS (Sacks-Yds): McNeese-**Hill, Dominique 1-2. **Nebraska-**McMullen, Greg 1-2

**TACKLE LEADER (UA-A): McNeese-**Ellefson, Everett 4-3; Sam, Aaron 3-4; Spikes, Brent 1-6. **Nebraska-**Gerry, Nate 6-7



### Game 3 | Nebraska 55, Fresno State 19

SCORE BY QUARTERS	1	2	3	4	FINAL
Nebraska	14	13	14	14	55
Fresno State	2	3	7	7	19

Fresno, Calif. (Sept. 13) -- Nebraska scored on four plays of 55 or more yards, rolling to a 55-19 win over Fresno State. Nebraska (3-0) snapped Fresno State's 13-game home winning streak, which was the second-longest home streak in the nation.

The Huskers got big nights from I-back Ameer Abdullah, quarterback Tommy Armstrong Jr., wide receivers Kenny Bell and Jordan Westerkamp and freshman punt returner De'Mornay Pierson-El.

Abdullah notched his 19th career 100-yard rushing game with 19 carries for 110 yards, including a 57-yard scoring run in the first quarter. Bell and Westerkamp both produced 80-yard receiving games, as Bell pulled down a team-high five catches for 84 yards, while Westerkamp added two catches for 85 yards. Armstrong completed 12-of-21 passes for 260 yards and three touchdowns, while Pierson-El added a huge night for the Big Red, returning five punts for 150 yards, including an 86-yard return for a touchdown.

The Huskers wrote the storyline early, as Armstrong connected with Westerkamp for a 70-yard touchdown pass on NU's fourth offensive play of the game to jump to a 7-0 lead. On NU's next offensive play, Abdullah sprinted 57 yards to paydirt, putting the Huskers up 14-0 less than three minutes into the action.

The Huskers struck with another big play late in the first half, as De'Mornay Pierson-El exploded on an electric 86-yard punt return for a touchdown to put the Big Red up 24-2. After another Blackshirt stop, Pierson-El continued to spark the Huskers with a 51-yard return on his next touch, setting up Drew Brown's second field goal and giving NU a 27-5 halftime lead.

The Big Red kept their foot on the gas to start the second half with the Blackshirts forcing a quick stop on the Bulldogs' opening drive. Armstrong and the Huskers then went 75 yards in four plays, capped by Armstrong's 20-yard scoring pass to Cethan Carter to push the lead to 34-5. Following a 66-yard touchdown run by Brian Burrell, Nebraska zipped 98 yards in just four plays, capped by an Imani Cross 62-yard sprint to the end zone. Armstrong threw his third TD pass of the night, finding Sam Cotton for a 23-yard strike to make it 48-12 with 10:48 left.



#### SCORING SUMMARY

1st	13:14	NEB	Westerkamp 70 yd pass from Armstrong Jr. (Brown kick)
1st	12:03	NEB	Abdullah 57 yd run (Brown kick)
1st	09:09	FS	Team safety
2nd	12:18	NEB	Brown 38 yd field goal
2nd	09:11	NEB	Pierson-El 86 yd punt return (Brown kick)
2nd	05:40	NEB	Brown 22 yd field goal
2nd	02:08	FS	Kroening 27 yd field goal
3rd	11:50	NEB	Carter 20 yd pass from Armstrong Jr. (Brown kick)
3rd	04:42	FS	Burrell 66 yd run (Kroening kick)
3rd	02:47	NEB	Cross 62 yd run (Brown kick)
4th	10:48	NEB	S. Cotton 23 yd pass from Armstrong Jr. (Brown kick)
4th	06:25	FS	Hardaway 9 yd pass from Burrell (Kroening kick)
4th	03:04	NEB	Bailey 10 yd pass from Fyfe (Brown kick)

#### TEAM STATISTICS

	NEB	FS
FIRST DOWNS	22	20
RUSHES-YARDS (NET)	42-280	28-105
PASSING YDS (NET)	282	241
Passes Att-Comp-Int	24-14-0	59-30-0
TOTAL OFFENSE PLAYS-YARDS	66-562	87-346
Fumble Returns-Yards	0-0	0-0
Punt Returns-Yards	6-140	2-15
Kickoff Returns-Yards	3-38	6-135
Interception Returns-Yards	0-0	0-0
Punts (Number-Avg)	5-47.4	13-40.5
Fumbles-Lost	4-1	1-0
Penalties-Yards	6-61	5-55
Possession Time	30:40	29:20
Third-Down Conversions	6 of 15	6 of 23
Fourth-Down Conversions	0 of 0	1 of 1
Red-Zone Scores-Chances	3-3	2-3
Sacks By: Number-Yards	4-29	0-0

**RUSHING:** FS-Burrell, Brian 9-59; Quezada, Josh 10-28; Waller, Marteze 7-19; Root, Dillon 1-1; Micenheimer, Malique 1-minus-2. **Nebraska-** Abdullah, Ameer 19-110; Cross, Imani 3-69; Armstrong Jr., Tommy 9-65; Newby, Terrell 7-18; Fyfe, Ryker 1-12; Nabity, Graham 1-3; Nelson, Jordan 2-3.

**PASSING:** FS-Burrell, Brian 30-59-0-241. **Nebraska-** Armstrong Jr., Tommy 12-21-0-260; Fyfe, Ryker 2-3-0-22.

**RECEIVING:** FS-Harper, Josh 9-76; Hardaway, Delvon 4-52; Watson, Greg 4-45; Peck, Aaron 3-17; Williams, LeKendrick 3-5; Root, Dillon 2-38; Waller, Marteze 2-0; Johnson, Justin 1-7; Micenheimer, Malique 1-6; Quezada, Josh 1-minus-5. **Nebraska-** Bell, Kenny 5-84; Hovey, Lane 3-48; Westerkamp, Jordan 2-85; Cotton, Sam 1-23; Carter, Cethan 1-20; Newby, Terrell 1-12; Bailey, Christian 1-10.

**INTERCEPTIONS:** FS-None. **Nebraska-**None

**FUMBLES:** FS-Root, Dillon 1-0. **Nebraska-** Pierson-El, De'Mornay 2-0; Newby, Terrell 1-0; Santos, David 1-0.

**SACKS (Sacks-Yds):** FS-None. **Nebraska-** Valentine, Vincent 2-14; McMullen, Greg 1-8; Newby, Marcus 1-9

**TACKLE LEADER (UA-A):** FS-Edwards, Shannon 7-0; Riley, Curtis 6-1. **Nebraska-** Kalu, Joshua 6-0

### Game 4 | No. 24 Nebraska 41, Miami 31

SCORE BY QUARTERS	1	2	3	4	FINAL
Miami	7	7	7	10	31
Nebraska	7	10	14	10	41

Lincoln (Sept. 20) -- Ameer Abdullah carried No. 24 Nebraska to victory over an old nemesis with the biggest all-purpose yardage total of his career in a 41-31 win over Miami.

Playing in front of a Memorial Stadium record crowd of 91,585, Abdullah exploded for a then-career-high 313 all-purpose yards, including 229 rushing yards and two scores on a career-high 35 carries. He added a three-yard touchdown reception, as he finished the night as NU's career all-purpose yardage leader.

Along the way, Abdullah notched his second 200-yard rushing game of 2014 to lift Nebraska to a 4-0 record. As a team, the Big Red rolled up 343 rushing yards and took 33:20 off the clock to wear down the Hurricane defense. On the flipside, the Blackshirts held the Hurricanes to 76 rushing yards on 23 attempts. Quarterback Brad Kaaya completed 28-of-42 passes for 359 yards and three scores, as Miami managed 435 total yards.

Tommy Armstrong Jr. completed 9-of-13 passes for 113 yards, including a three-yard touchdown pass to Abdullah, and a 40-yard scoring strike to Kenny Bell, accounting for NU's first two scores.

Abdullah, Armstrong and the Husker offensive line took control of the game in the second quarter. Trailing 14-7, NU covered 79 yards in 14 plays in 6:43 capped by Armstrong's pass to Abdullah. The Blackshirts quickly forced a three-and-out, setting up an 11-play, 50-yard drive that resulted in Drew Brown's 19-yard field goal to end the first half with a 17-14 Husker lead.

Nebraska opened the second half by covering 75 yards in 11 plays to take a 24-14 lead on Abdullah's six-yard touchdown run. The Hurricanes answered with a 10-play, 76-yard scoring drive capped by Malcolm Lewis' nine-yard touchdown reception from Brad Kaaya with 5:09 left in the third quarter to pull Miami within 24-21.

Momentum appeared to be fully shifting as Miami drove to the NU 46-yard line, but on the next play, linebacker Trevor Roach and cornerback Josh Mitchell joined forces for the Blackshirts' biggest play of the night. Roach stripped the ball from Duke Johnson and Mitchell scooped it up and sprinted 57 yards for the touchdown.

After Miami pulled to within 31-24, Abdullah and the Husker offense responded on the next drive, marching 54 yards on eight plays capped by Brown's 39-yard field goal. Miami tried to answer on the following drive, but Josh Kalu picked off Kaaya on 4th-and-4 at the NU 35. Kalu, who intercepted it at the NU 25, headed to the Husker sideline with the rest of Nebraska's players to celebrate. Abdullah took over, as he carried all six times on the ensuing drive, including a 10-yard run to put the Big Red up 41-24 and seal the win.

In addition to big defensive plays by Mitchell, Roach and Kalu, the Blackshirts got a game-high 10 tackles from linebacker David Santos. Safety Corey Cooper added eight tackles, while Randy Gregory pitched in seven, including two sacks and a fumble forced on Kaaya for a total of 25 yards in losses, while adding a pair of quarterback hurries.

#### SCORING SUMMARY

1st	10:26	MIAMI	Johnson 2 yd run (Badgley kick)
1st	08:12	NEB	Bell 40 yd pass from Armstrong Jr. (Brown kick)
2nd	13:52	MIAMI	Walford 6 yd pass from Kaaya (Badgley kick)
2nd	07:10	NEB	Abdullah 3 yd pass from Armstrong Jr. (Brown kick)
2nd	00:00	NEB	Brown, 19 yd field goal
3rd	10:06	NEB	Abdullah 6 yd run (Brown kick)
3rd	05:09	MIAMI	Lewis 9 yd pass from Kaaya (Badgley kick)
3rd	02:23	NEB	Mitchell 57 yd fumble recovery (Brown kick)
4th	13:37	MIAMI	Badgley 34 yd field goal
4th	09:21	NEB	Brown 39 yd field goal
4th	04:13	NEB	Abdullah 10 yd run (Brown kick)
4th	00:18	MIAMI	Berrios 4 yd pass from Kaaya (Badgley kick)

#### TEAM STATISTICS

	MIAMI	NEB
FIRST DOWNS	24	27
RUSHES-YARDS (NET)	23-76	54-343
PASSING YDS (NET)	359	113
Passes Att-Comp-Int	42-28-2	13-9-1
TOTAL OFFENSE PLAYS-YARDS	65-435	67-456
Fumble Returns-Yards	0-0	1-57
Punt Returns-Yards	0-0	2-11
Kickoff Returns-Yards	3-53	4-81
Interception Returns-Yards	1-0	2-5
Punts (Number-Avg)	2-39.0	1-49.0
Fumbles-Lost	2-1	2-1
Penalties-Yards	9-82	7-69
Possession Time	26:40	33:20
Third-Down Conversions	4 of 10	7 of 10
Fourth-Down Conversions	2 of 3	0 of 0
Red-Zone Scores-Chances	5-5	4-4
Sacks By: Number-Yards	0-0	2-25

**RUSHING:** Miami-Johnson, Duke 18-93; Edwards, Gus 3-8; Kaaya, Brad 2-minus-25. **Nebraska-** Abdullah, Ameer 35-229; Armstrong Jr., Tommy 13-96; Cross, Imani 3-13; Newby, Terrell 1-8; Pierson-El, De'Mornay 1-0; TEAM 1-minus-3.

**PASSING:** Miami-Kaaya, Brad 28-42-2-359. **Nebraska-** Armstrong Jr., Tommy 9-13-1-113

**RECEIVING:** Miami-Walford, Clive 7-80; Johnson, Duke 5-84; Lewis, Malcolm 5-40; Berrios, Braxton 4-43; Coley, Stacy 3-22; Dorsett, Phillip 2-48; Yearby, Joe 1-22; Dobard, Standish 1-20. **Nebraska-** Bell, Kenny 4-70; Moore, Alonzo 3-26; Westerkamp, Jordan 1-14; Abdullah, Ameer 1-3.

**INTERCEPTIONS:** Miami-Howard, Tracy 1-0. **Nebraska-** Kalu, Joshua 1-5; Santos, David 1-0

**FUMBLES:** Miami-Johnson, Duke 1-1; Kaaya, Brad 1-0. **Nebraska-** Armstrong Jr., Tommy 1-1; Abdullah, Ameer 1-0;

**SACKS (Sacks-Yds):** Miami-None. **Nebraska-** Gregory, Randy 2-0-25.

**TACKLE LEADER (UA-A):** Miami-Owens, Darrion 4-3; Kirby, Raphael 3-4; Armbrister, Thurston 3-4. **Nebraska-** Santos, David 5-5



## Game 5 | No. 21 Nebraska 45, Illinois 14

SCORE BY QUARTERS	1	2	3	4	FINAL
Illinois	7	7	0	0	14
Nebraska	7	24	7	7	45

Lincoln, Neb. (Sept. 27) -- Ameer Abdullah notched his third 200-yard rushing game of the season, carrying No. 21 Nebraska to a 45-14 win over Illinois in the Big Ten opener for both teams.

Abdullah registered his second straight 200-yard rushing effort and third in five games, rushing 20 times for 196 yards and three touchdowns in the first half alone, as the Big Red took a 31-14 lead into the half. Abdullah finished with 22 carries for 208 yards and three touchdowns to help the Huskers finish with 458 rushing yards.

Abdullah's big night allowed the Big Red to finish with 624 yards of total offense, marking the first time the Huskers had amassed 600 yards of total offense in a Big Ten Conference game.

The Husker offense set the tone on the opening drive, as Abdullah carried five times for 60 yards capped by his 12-yard scoring run to put the Big Red up 7-0 just 2:33 into the game.

Illinois answered quickly with Josh Ferguson's 41-yard touchdown run to tie the game at seven, before the defenses controlled the rest of the quarter. Illinois forced a Husker turnover and drove deep into NU territory, but NU cornerback Daniel Davie answered with a diving interception in the end zone to keep the Illini from cashing in on the turnover.

Abdullah struck again early in the second quarter, capping NU's 10-play, 80-yard drive with an eight-yard run with 13:21 left in the half. Nathan Gerry then came up with a big play, picking off a Reilly O'Toole pass and returning it 54 yards to the Illinois four-yard line, setting up a two-yard scoring run by Abdullah.

Tommy Armstrong Jr. took advantage on Nebraska's next drive, hitting Kenny Bell in stride on a 63-yard touchdown strike to extend the lead to 28-7. Bell produced his fifth career 100-yard receiving game with five catches for 105 yards on the night.

Illinois responded with a big play of its own, a 58-yard touchdown pass from O'Toole to Geronimo Allison, before Drew Brown added a 29-yard field goal to put the Huskers up 31-14 at the half.

Nebraska pushed the lead to 38-14 early in the third quarter, as junior I-back Imani Cross rumbled into the end zone from four yards out to cap an 11-play, 68-yard drive. Cross, who finished with 109 yards on 22 carries, added his third career 100-yard game. The Huskers converted Davie's second interception of the night into Terrell Newby's touchdown for the Huskers' final score, as the Blackshirts held Illinois scoreless in the second half.



## Game 6 | No. 10 Mich St. 27, No. 19 Nebraska 22

SCORE BY QUARTERS	1	2	3	4	FINAL
Nebraska	0	0	3	19	22
Michigan State	7	10	10	0	27

East Lansing, Mich. (Oct. 4) --- No. 19 Nebraska almost put together the greatest fourth-quarter comeback in Husker history before falling 27-22 in the final seconds at Spartan Stadium.

Nebraska scored three fourth-quarter touchdowns after falling behind 27-3 and had the ball at the MSU 37 in the final minute with a chance to win. Tommy Armstrong Jr. threw a strike into the end zone and wide receiver Alonzo Moore nearly made an amazing catch that would have given the Huskers a 28-27 lead with 35 seconds left. The next play, Michigan State's Trae Waynes intercepted Armstrong, ending NU's furious comeback.

The Spartans led 27-3 heading into the fourth quarter, before the Huskers marched into MSU territory on their first drive of the final period. With Armstrong sidelined briefly, backup quarterback Ryker Fyfe finished off NU's first touchdown drive, as Ameer Abdullah scored on a two-yard plunge to pull the Huskers within 27-9. Abdullah, who was held to just 45 yards rushing on 24 carries, scored again with 4:10 left on a one-yard smash and Drew Brown's extra point pulled NU within 27-16.

The Huskers forced a three-and-out, as Randy Gregory and Trevor Roach, who finished with 18 tackles including four tackles for loss, stuffed Jeremy Langford on 3rd-and-2 to force a punt. Spartan punter Mike Sadler's kick sailed 43 yards, but De'Mornay Pierson-El fired off a 62-yard return for a touchdown to pull the Big Red within 27-22 with 3:22 left. It was Pierson-El's second punt return for a touchdown this season.

After Brown's onside kick attempt was fielded cleanly by the Spartans, the Huskers stopped MSU on a short field, and Gregory forced Langford out of bounds with 1:12 left to stop the clock. Michigan State chose to attempt a field goal, but Michael Geiger's kick hit the left upright, leaving the Huskers one final chance.

Armstrong connected with Moore on a 43-yard pass down the right sideline to push the Huskers to the MSU 37. Michigan State took its final timeout before Armstrong nearly connected with Moore again in the end zone for what would have been the go-ahead touchdown. Despite being pursued relentlessly by the Spartans, Armstrong completed 24-of-43 passes for 273 yards and two touchdowns. He also threw a pair of interceptions.

Wide receiver Jordan Westerkamp did the most damage for Armstrong and the Huskers, hauling in nine receptions for 158 yards. Bell added three catches for 31 yards in the first quarter before leaving the game after being tackled by three Spartan defenders on the NU sideline.

Nebraska's passing game rallied the Big Red, as Armstrong and Fyfe amassed 282 yards through the air, to overcome a running game that was bottled up for just 47 yards on 37 attempts by the Spartans.



### SCORING SUMMARY

1st	12:27	NEB	Abdullah 12 yd run (Brown kick)
1st	11:24	ILL	Ferguson 41 yd run (Reisner kick)
2nd	13:21	NEB	Abdullah 8 yd run (Brown kick)
2nd	09:52	NEB	Abdullah 2 yd run (Brown kick)
2nd	08:43	NEB	Bell 63 yd pass from Armstrong Jr. (Brown kick)
2nd	07:27	ILL	Allison 58 yd pass from O'Toole (Reisner kick)
2nd	02:48	NEB	Brown 29 yd field goal
3rd	07:56	NEB	Cross 4 yd run (Brown kick)
4th	04:58	NEB	Newby 6 yd run (Brown kick)

### TEAM STATISTICS

	ILL	NEB
FIRST DOWNS	16	35
RUSHES-YARDS (NET)	24-78	70-458
PASSING YDS (NET)	261	166
Passes Att-Comp-Int	38-17-3	21-10-1
TOTAL OFFENSE PLAYS-YARDS	62-339	91-624
Fumble Returns-Yards	0-0	0-0
Punt Returns-Yards	0-0	3-12
Kickoff Returns-Yards	1-28	1-4
Interception Returns-Yards	1-14	3-71
Punts (Number-Avg)	8-42.2	3-37.7
Fumbles-Lost	0-0	2-1
Penalties-Yards	7-53	8-70
Possession Time	20:24	39:36
Third-Down Conversions	3 of 14	7 of 15
Fourth-Down Conversions	0 of 1	1 of 2
Red-Zone Scores-Chances	0-1	6-6
Sacks By: Number-Yards	2-13	4-28

**RUSHING:** Illinois-Ferguson, Josh 11-61; Dudek, Mike 1-27; Young, Donovan 5-17; Davis, Jon 1-minus-1 O'Toole, Reilly 6-minus-26. **Nebraska**-Abdullah, Ameer 22-208; Cross, Imani 22-109; Armstrong Jr., Tommy 10-66; Nelson, Jordan 5-35; Newby, Terrell 9-34; Fyfe, Ryker 2-6.

**PASSING:** Illinois-O'Toole, Reilly 17-38-3-26.1. **Nebraska**-Armstrong Jr., Tommy 10-21-1-166

**RECEIVING:** Illinois-Dudek, Mike 6-90; Allison, Geronimo 5-118; Ferguson, Josh 3-29; Barr, Martize 2-17; Young, Donovan 1-7. **Nebraska**-Bell, Kenny 5-105; Westerkamp, Jordan 2-31; Newby, Terrell 2-21; Moore, Alonzo 1-9.

**INTERCEPTIONS:** Illinois-Neal Jr., T.J. 1-6. **Nebraska**-Davie, Daniel 2-17; Gerry, Nate 1-54

**FUMBLES (No.-Lost):** Illinois-None. **Nebraska**-Cross, Imani 1-1; Abdullah, Ameer 1-0

**SACKS (Sacks-Yds):** Illinois-Thomas III, Earnest 1-; Nelson, Kenny 1-8. **Nebraska**-Gregory, Randy 2.5-17; Anderson, Zaire 1-9; Gerry, Nate 0.5-2

**TACKLE LEADER (UA-A):** Illinois-Petty, Zane 2-13. **Nebraska**-Anderson, Zaire 4-5

### SCORING SUMMARY

1st	08:22	MSU	Lippett 55 yd pass from Cook (Geiger kick)
2nd	13:48	MSU	Langford 31 yd run (Geiger kick)
2nd	04:32	MSU	Geiger 28 yd field goal
3rd	09:18	MSU	Geiger 27 yd field goal
3rd	06:12	NEB	Brown 40 yd field goal
3rd	02:02	MSU	Lippett 32 yd run (Geiger kick)
4th	12:49	NEB	Abdullah 2 yd run (rush failed)
4th	04:10	NEB	Abdullah 1 yd run (Brown kick)
4th	03:22	NEB	Pierson-El 62 yd punt return (rush failed)

### TEAM STATISTICS

	NEB	MSU
Score	22	27
FIRST DOWNS	20	17
RUSHES-YARDS (NET)	37-47	44-188
PASSING YDS (NET)	282	234
Passes Att-Comp-Int	45-21-2	29-11-1
TOTAL OFFENSE PLAYS-YARDS	82-329	73-422
Fumble Returns-Yards	0-0	1-38
Punt Returns-Yards	2-95	4-19
Kickoff Returns-Yards	2-48	4-57
Interception Returns-Yards	1-0	2-0
Punts (Number-Avg)	8-35.9	9-38.4
Fumbles-Lost	2-2	2-2
Penalties-Yards	6-48	9-94
Possession Time	27:51	32:09
Third-Down Conversions	3 of 15	4 of 16
Fourth-Down Conversions	0 of 2	1 of 1
Red-Zone Scores-Chances	3-4	2-3
Sacks By: Number-Yards	0-0	5-25

**RUSHING:** Michigan St.-Langford, Jeremy 29-111; Lippett, Tony 1-32; Hill, Nick 9-30; Shelton, R.J. 3-22; TEAM 1-minus-1; Cook, Connor 1-minus-6. **Nebraska**-Abdullah, Ameer 24-45; Armstrong Jr., Tommy 11-7; TEAM 2-minus-5

**PASSING:** Michigan St.-Cook, Connor 11-29-1-234. **Nebraska**-Armstrong Jr., Tommy 20-43-2-273; Fyfe, Ryker 1-2-0-9

**RECEIVING:** Michigan St.-Lippett, Tony 3-104; Kings Jr., Macgarrett 2-38; Burbridge, Aaron 2-37; Mumphery, Keith 2-34; Price, Josiah 1-21; Langford, Jeremy 1-0. **Nebraska**-Westerkamp, Jordan 9-158; Bell, Kenny 3-31; Allen, Taariq 3-9; Abdullah, Ameer 2-22; Moore, Alonzo 1-43; Janovich, Andy 1-16; Hovey, Lane 1-8; Pierson-El, De'Mornay 1-minus-5

**INTERCEPTIONS:** Michigan St.-Waynes, Trae 2-0. **Nebraska**-Gregory, Randy 1-0

**FUMBLES:** Purdue- Kings Jr., Macgarrett 1-1. **Nebraska**-Abdullah, Ameer 1-1; Armstrong Jr., Tommy 1-1

**SACKS (Sacks-Yds):** Michigan St. - Jones, Taiwan 1-4; Davis, Ed 1-2; Rush, Marcus 1-8; Calhoun, Shilique 1-7; Thomas, Lawrence. 1-4. **Nebraska**-None

**TACKLE LEADER (UA-A):** Michigan St.-Jones, Taiwan (6-4). **Nebraska**- Roach, Trevor (9-9)





## Game 7 | No. 19 Nebraska 38, Northwestern 17

SCORE BY QUARTERS	1	2	3	4	FINAL
Nebraska	0	14	7	17	38
Northwestern	7	10	0	0	17

**Evanston, Ill. (Oct. 18)** -- No. 19 Nebraska needed no last-minute touchdown or Hail Mary this time. Instead, the Huskers got a dominant second-half defensive effort and a career-high four touchdowns from Ameer Abdullah in a 38-17 win.

After being out-gained 262-227 in the first half, the Huskers dominated the second half 244-28. Abdullah was limited to 39 yards in the first half, but exploded for 107 yards and three scores on 14 totes after halftime. He finished with 146 yards on 23 carries for his 22nd career 100-yard game and became the first Husker with three 1,000-yard seasons.

The Big Red closed the night with 234 rushing yards, including 55 yards on 10 carries by quarterback Tommy Armstrong Jr. He also completed 18-of-29 passes for 221 yards and caught a 16-yard touchdown pass from De'Mornay Pierson-El on a reverse. Pierson-El provided several highlights for Nebraska on the night, catching three passes for 66 yards, including a 46-yarder to set up his touchdown pass to Armstrong.

Trevor Roach helped lead a dominant Blackshirt defense in the second half by notching a team-high 10 tackles for the game, including a sack of Wildcat quarterback Trevor Siemian. The Huskers harassed Siemian all night, recording four sacks and forcing him to complete just 18-of-39 passes for 173 yards.

Roach was far from the only Blackshirt to get their paws on Siemian on the night, as the Big Red's pressure overwhelmed the Wildcats in the second half. Kevin Williams led the Blackshirts' second-half sack attack with 2.5 sacks to lead the Blackshirts.

The Huskers trailed 7-0 after one quarter and 17-14 at the half against a fired up Wildcat bunch. But the Big Red out-gained Northwestern nearly 10-1 in the second half, and allowed one snap by the Wildcats on the Husker half of the field.

Nebraska took its first lead of the game midway through the third quarter when Abdullah hit paydirt on a one-yard plunge for the second time in the game to give the Big Red a 21-17 lead.

After Nebraska took the lead, the Blackshirts started to overwhelm the Wildcat offensive line. On Northwestern's final offensive play of the third quarter, Williams and Jack Gangwish sacked Siemian, with Gangwish forcing a fumble that was recovered by a Northwestern offensive lineman.

The Huskers took the ball to the end of the third quarter and Armstrong found Alonzo Moore on an 18-yard pickup to keep the chains moving. Two plays later, Abdullah raced 50 yards to the Northwestern one-yard line, setting up his third touchdown of the evening.

The Blackshirts continued to dominate, forcing a three-and-out after Williams gave the Huskers their third sack of Siemian on the field before NU put the game away with a scoring drive capped by Abdullah's 1-yard plunge.



## Game 8 | No. 16 Nebraska 42, Rutgers 24

SCORE BY QUARTERS	1	2	3	4	FINAL
Rutgers	7	0	10	7	24
No. 16 Nebraska	7	14	14	7	42

**Lincoln (Oct. 25)** -- Ameer Abdullah produced one of the greatest individual performances in Nebraska history with a school-record 341 all-purpose yards, to power the No. 16 Huskers to a 42-24 win over Rutgers.

Abdullah rushed for 225 yards, his fourth 200-yard day of the season, and scored on runs of 53, 48 and 23 yards against the Scarlet Knights. His total broke the school record of 321 all-purpose yards by Roy Helu in 2010 and was the highest single-game all-purpose total in the FBS this year.

Abdullah wasn't the only Husker to produce a record-setting performance on the day. Fellow senior Kenny Bell hauled in six receptions for 63 yards to increase his career total to 167 receptions to pass Nate Swift's previous school mark of 166 from 2005 to 2008.

With Abdullah, Bell and quarterback Tommy Armstrong Jr. leading the way, Nebraska finished with 455 total yards, including 292 yards on the ground and 163 passing yards. The Big Red averaged 7.1 yards per carry on the ground, while Armstrong completed 14-of-22 passes with two touchdowns.


Rutgers finished with 348 total yards, including 143 on the ground and 165 through the air. Backup quarterback Chris Laviano led the Scarlet Knights' ground game with 54 yards on five carries after replacing starter Gary Nova, who was injured in the final minute of the first half. Laviano also completed 4-of-7 passes for 49 yards. Nova left the game after completing 8-of-19 passes for 156 yards, including a 71-yard touchdown pass to Leonte Carroo late in the first quarter.

Rutgers was tied with Nebraska at the end of the first quarter after holding Abdullah to just 26 yards on six carries. But Abdullah shredded the Scarlet Knights for 123 yards and two touchdowns on 10 carries in the second quarter including TD runs of 53 and 48 yards on consecutive carries to give the Huskers a 21-7 halftime lead.

On his opening carry of the second half, Abdullah quickly pushed his total near 200 with a 49-yard burst. That run helped set up Armstrong's eight-yard touchdown pass to tight end Sam Cotton that gave the Huskers a 28-7 lead with 12:08 left in the third quarter.

Armstrong tossed his second TD of the day, a four-yard pass to Jordan Westerkamp to extend the lead to 35-10 before Abdullah's final score of the day, a 23-yard scamper, accounted for the Huskers' final points.

Linebacker Zaire Anderson led the Blackshirt defense with 11 total tackles on the day, while defensive tackle Maliek Collins added seven tackles, including three tackles for loss and a sack of Nova. Defensive end Randy Gregory added five tackles, including a 12-yard sack, two quarterback hurries and a blocked field goal.



### SCORING SUMMARY

1st	05:58	NU	Jackson 2 yd run (Mitchell kick)
2nd	10:14	NEB	Abdullah 1 yd run (Brown kick)
2nd	01:52	NU	Jackson 5 yd run (Mitchell kick)
2nd	01:14	NEB	Armstrong Jr. 16 yd pass from Pierson-El (Brown kick)
2nd	00:03	NU	Mitchell 29 yd field goal
3rd	04:27	NEB	Abdullah 1 yd run (Brown kick)
4th	13:16	NEB	Abdullah 1 yd run (Brown kick)
4th	07:36	NEB	Abdullah 1 yd run (Brown kick)
4th	04:28	NEB	Brown 33 yd field goal

### TEAM STATISTICS

	NEB	NW
FIRST DOWNS	25	21
RUSHES-YARDS (NET)	44-234	34-117
PASSING YDS (NET)	237	173
Passes Att-Comp-Int	30-19-0	39-18-1
TOTAL OFFENSE PLAYS-YARDS	74-471	73-290
Fumble Returns-Yards	0-0	0-0
Punt Returns-Yards	3-26	0-0
Kickoff Returns-Yards	3-44	5-101
Interception Returns-Yards	1-0	0-0
Punts (Number-Avg)	5-33.4	8-36.9
Fumbles-Lost	0-0	1-0
Penalties-Yards	8-83	7-50
Possession Time	32:49	27:11
Third-Down Conversions	8 of 15	5 of 16
Fourth-Down Conversions	0 of 0	0 of 1
Red-Zone Scores-Chances	6-6	3-3
Sacks By: Number-Yards	4-37	0-0

**RUSHING:** Northwestern-Jackson, Justin 22-128; Jones, Tony 1-8; Vault, Solomon 3-5; Green, Treyvon 1-2; Siemian, Trevor 7-minus-26. **Nebraska**-Abdullah, Ameer 23-146; Armstrong Jr., Tommy 10-55; Newby, Terrell 4-23; Cross, Imani 5-14; **TEAM 2-Minus-4**

**PASSING:** Northwestern-Siemian, Trevor 18-39-1-173 **Nebraska**-Armstrong Jr., Tommy 18-29-0-221; Pierson-El, De'Mornay 1-1-0-16.

**RECEIVING:** Northwestern-Shuler, Miles 5-33; Jones, Tony 3-24; Prater, Kyle 3-21; Vitale, Dan 2-22; Dickerson, Cameron 2-21; Green, Treyvon 1-23; Buckley, Stephen 1-19; Vault, Solomon 1-10. **Nebraska**-Bell, Kenny 5-89; Abdullah, Ameer 4-13; Pierson-El, De'Mornay 3-66; Westerkamp, Jordan 2-28; Newby, Terrell 2-1; Moore, Alonzo 1-18; Armstrong Jr., Tommy 1-16; Foster, Trey 1-6.

**INTERCEPTIONS:** Northwestern-None. **Nebraska**-Gerry, Nate 1-0

**FUMBLES (total-lost):** Northwestern-Siemian, Trevor 1-0. **Nebraska**-None

**SACKS (Sacks-Yds):** Northwestern-None. **Nebraska**-Williams, Kevin 2.5-25; Roach, Trevor 1-9; Gangwish, Jack 0.5-6

**TACKLE LEADER (UA-A):** Northwestern-Henry, Traveon 8-4. **Nebraska**-Roach, Trevor 4-6

### SCORING SUMMARY

1st	06:48	NEB	Armstrong Jr. 16 yd run (Brown kick)
1st	00:10	RU	Carroo 71 yd pass from Nova (Federico kick)
2nd	13:39	NEB	Abdullah 53 yd run (Brown kick)
2nd	10:28	NEB	Abdullah 48 yd run (Brown kick)
3rd	12:08	NEB	Cotton 8 yd pass from Armstrong Jr. (Brown kick)
3rd	09:10	RU	Federico 41 yd field goal
3rd	06:35	NEB	Westerkamp 4 yd pass from Armstrong Jr. (Brown kick)
3rd	00:04	RU	Peoples 3 yd run (Federico kick)
4th	08:07	NEB	Abdullah 23 yd run (Brown kick)
4th	05:11	RU	Martin 4 yd run (Federico kick)

### TEAM STATISTICS

	RU	NEB
FIRST DOWNS	15	21
RUSHES-YARDS (NET)	38-143	41-292
PASSING YDS (NET)	205	163
Passes Att-Comp-Int	26-12-1	22-14-1
TOTAL OFFENSE PLAYS-YARDS	64-348	63-455
Fumble Returns-Yards	0-0	0-0
Punt Returns-Yards	0-0	4-36
Kickoff Returns-Yards	6-132	4-114
Interception Returns-Yards	1-2	1-28
Punts (Number-Avg)	5-43.2	3-33.0
Fumbles-Lost	0-0	4-1
Penalties-Yards	4-26	5-35
Possession Time	30:32	29:28
Third-Down Conversions	4 of 12	8 of 13
Fourth-Down Conversions	0 of 1	0 of 0
Red-Zone Scores-Chances	2-2	3-4
Sacks By: Number-Yards	0-0	2-19

**RUSHING:** Rutgers- Laviano, Chris 5-54; Martin, Robert 6-32; Peoples, Desmon 12-32; Goodwin, Justin 13-31; Nova, Gary 2-minus-6. **Nebraska**- Abdullah, Ameer 19-225; Newby, Terrell 10-30; Cross, Imani 5-28; Armstrong Jr., Tommy 6-19; **TEAM 1-minus-10**

**PASSING:** Rutgers-Nova, Gary 8-19-1-156; Laviano, Chris 4-7-0-49. **Nebraska**-Armstrong Jr., Tommy 14 - 22-1-163

**RECEIVING:** Rutgers-Carroo, Leonte 5-127; Kroft, Tyler 2-18; Martin, Robert 1-21; Agudosi, Carlton 1-18; Turzilli, Andre 1-12; Burton, Michael 1-8; Peoples, Desmon 1-1. **Nebraska**-Bell, Kenny 6-63; Westerkamp, Jordan 3-40; Moore, Alonzo 2-26; Abdullah, Ameer 2-26; Cotton, Sam 1-8.

**INTERCEPTIONS:** Rutgers-Lambert, Quanzell 1-0. **Nebraska**-Gerry, Nate 1-28

**FUMBLES:** Rutgers-None **Nebraska**-Armstrong Jr., Tommy 2-1; Team 1-0; Mitchell, Josh 1-0

**SACKS (Sacks-Yds):** Rutgers-None. **Nebraska**-Gregory, Randy 1-12; Collins, Maliek 1-7

**TACKLE LEADER (UA-A):** Rutgers-Longa, Steve 8-2. **Nebraska**-Anderson, Zaire 6-5



Game 9 | No. 17 Nebraska 35, Purdue 14

SCORE BY QUARTERS	1	2	3	4	FINAL
Purdue	0	7	0	7	14
No. 17 Nebraska	7	14	7	7	35

**Lincoln (Nov. 1)**--- Nebraska's special teams and defense provided big plays and short fields in a 35-14 win over Purdue at Memorial Stadium. In the contest, Purdue outgained Nebraska 340-297, but Nebraska's special teams blocked two punts which led directly to a pair of touchdowns.

The Blackshirts held Purdue quarterback Austin Appleby to just 18-of-46 passing for 216 yards. The Husker defense made life tough for Appleby, recording two interceptions, 11 pass breakups, nine hurries and three sacks. Zaire Anderson led the Blackshirts with 11 tackles, including a TFL and a hurry, while Maliek Collins added five tackles, including a sack and three hurries. Josh Mitchell also chipped in four tackles, including a pair of sacks, and three pass breakups.



Tommy Armstrong Jr. led a Nebraska rushing attack that managed 179 yards, largely without the services of All-American I-back Ameer Abdullah, who left the game midway through the first quarter with an injury. Armstrong rushed 13 times for 70 yards, including a 29-yard touchdown run in the second quarter. He also completed 8-of-21 passes for 118 yards with a 17-yard touchdown pass to De'Mornay Pierson-El on NU's second offensive play of the game. Imani Cross added 66 rushing yards and two touchdowns on 20 carries, while Terrell Newby contributed 42 yards and a score.

In a first half dominated by defense and special teams, Nebraska carried a 21-7 lead into the locker room at halftime. Kieron Williams got NU started quickly, as his blocked punt on the first possession of the game put the ball at the Purdue 17. Two plays later, Armstrong found Pierson-El for a scoring pass to give the Big Red a 7-0 lead just 1:35 into the game.

The Blackshirts held Purdue to just one first down as Nebraska took a 7-0 lead to the second quarter. However, with the wind at their back, Purdue was able to string together some positive plays and turned a strange play into points to tie the score at seven with 11:48 left in the half. Nebraska appeared to end a Purdue push into Husker territory with a Byerson Cockrell interception. But after Cockrell's interception, he was hit and fumbled to give the Boilermakers the ball back at the NU 32. Three plays later, Appleby uncorked a 25-yard touchdown run.

But Armstrong and the Husker offense rose to the occasion with a pair of strong drives. NU answered Purdue's score with an eight-play, 65-yard march that included a 27-yard run by Armstrong to help set up a two-yard Cross touchdown blast with 8:09 left in the half.

After another Blackshirt stop, Brandon Reilly gave the NU special teams its second blocked punt of the day to set the Huskers up at their own 49. The Big Red capitalized, as Armstrong capped a six-play, 51-yard drive with his 29-yard touchdown run to convert 4th-and-4 and give the Huskers a 21-7 lead with 3:35 left in the half.

Nebraska continued to dominate the third quarter, extending its margin to 28-7 with Cross' second short touchdown run of the day to cap a 10-play, 45-yard drive with 4:19 left.

Although Purdue was turned away on its first play of the quarter, the Boilermakers cut NU's margin to 14 with 10:18 left when Appleby connected with Cameron Posey on a 23-yard touchdown pass. Nebraska added a seven-yard Newby touchdown run with two minutes left after the Blackshirts held on 4th-and-21 at the NU 7 to give the offense another short field.

SCORING SUMMARY				
1st	13:25	NEB	Pierson-El 17 yd pass from Armstrong Jr. (Brown kick)	
2nd	11:48	PUR	Appleby 25 yd run (Griggs kick)	
2nd	08:09	NEB	Cross 2 yd run (Brown kick)	
2nd	03:35	NEB	Armstrong Jr. 29 yd run (Brown kick)	
3rd	04:19	NEB	Cross 1 yd run (Brown kick)	
4th	10:18	PUR	Posey 23 yd pass from Appleby (Griggs kick)	
4th	02:00	NEB	Newby 7 yd run (Brown kick)	

TEAM STATISTICS	PUR	NEB
FIRST DOWNS	16	17
RUSHES-YARDS (NET)	32-124	51-179
PASSING YDS (NET)	216	118
Passes Att-Comp-Int	46-18-2	21-8-2
TOTAL OFFENSE PLAYS-YARDS	78-340	72-297
Fumble Returns-Yards	0-0	0-0
Punt Returns-Yards	1-28	4-57
Kickoff Returns-Yards	6-93	2-29
Interception Returns-Yards	2-36	2-10
Punts (Number-Avg)	7-26.3	6-43.2
Fumbles-Lost	1-0	3-1
Penalties-Yards	5-51	3-30
Possession Time	29:32	30:28
Third-Down Conversions	2 of 16	4 of 14
Fourth-Down Conversions	1 of 6	2 of 3
Red-Zone Scores-Chances	1-2	4-6
Sacks By: Number-Yards	1-7	3-23

**RUSHING:** Purdue-Hunt, Akeem 21-66; Appleby, Austin 7-23; Green, Keyante 1-18; Mostert, Raheem 2-14; Anthrop, Danny 1-3. **Nebraska**-Armstrong Jr., Tommy 13-70; Cross, Imani 20-66; Newby, Terrell 9-42; Nelson, Jordan 1-4; Abdullah, Ameer 6-1; **TEAM 2-Minus-4**

**PASSING:** Purdue-Appleby, Austin 18-46-2-216. **Nebraska**-Armstrong Jr., Tommy 8-21-2-118

**RECEIVING:** Purdue-Hunt, Akeem 7-43; Anthrop, Danny 4-80; Posey, Cameron 3-44; Sinz, Justin 2-22; Holmes, Gabe 1-23; Monteroso, Dan 1-4. **Nebraska**-Westerkamp, Jordan 3-58; Pierson-El, De'Mornay 3-49; Newby, Terrell 1-6; Bell, Kenny 1-5

**INTERCEPTIONS:** Purdue-Feichter, Landon 2-36. **Nebraska**-Gerry, Nate 1-0; Cockrell, Byerson 1-10

**FUMBLES (total-lost):** Purdue-Anthrop, Danny 1-0. **Nebraska**-Armstrong Jr., Tommy 2-0; Cockrell, Byerson 1-1

**SACKS (Sacks-Yds):** Purdue-Replogle, Jake 3-4 **Nebraska**-Mitchell, Josh 2-14; Collins, Maliek 1-9

**TACKLE LEADER (UA-A):** Purdue-Ezechukwu, Danny 4-8. **Nebraska**-Anderson, Zaire 6-5

Game 10 | No. 22 Wisconsin 59, No. 11 Nebraska 24

SCORE BY QUARTERS	1	2	3	4	FINAL
No. 11 Nebraska	10	7	0	7	24
No. 22 Wisconsin	3	21	28	7	59

**Madison, Wis. (Nov. 15)**--- Nebraska capitalized on three early fumbles by Wisconsin to jump to an early 17-3 lead, but the No. 22 Badgers took control midway through the second quarter at Camp Randall Stadium to hand the Huskers a 59-24 loss.

With the win, the Badgers climbed into sole possession of first place in the Big Ten West Division standings.

Nebraska's Blackshirts recovered three first-half fumbles by the Badgers, including two by Melvin Gordon. The Huskers turned the first three Wisconsin miscues into 17 points in the game's first 16 minutes.

The Huskers started the scoring with a 32-yard field goal less than three minutes into the game to give NU a 3-0 lead. Just 3:03 later, Tommy Armstrong Jr. connected with Kenny Bell on a 12-yard touchdown pass to give the Huskers a 10-0 lead.



After Wisconsin found the scoreboard, the Blackshirts forced a fumble by Gordon that was recovered by the Huskers at the Badger 30. Eight plays later, Armstrong sprinted left untouched to paydirt to give the Big Red a 17-3 lead with 14:12 remaining in the first half.

The rest of the game belonged to Gordon and the Badgers, who scored 21 straight points to take a 24-17 lead into the halftime locker room. Gordon rumbled for more than 230 yards in the first half, including a 62-yard touchdown run. Gordon added first-half runs of 44, 42 and 39 yards to amass 187 yards on those four carries.

Gordon finished with an NCAA FBS record 408 yards and four TDs on 25 carries, as Wisconsin rushed for 581 yards in the win. Gordon's yardage broke the previous record of 406 by LaDainian Tomlinson in 1999.

Gordon kept going in the second half, including third-quarter runs of 43 and 68 yards. On his 68-yard gallop, Gordon broke Wisconsin's all-time single-game rushing record. On the next play, Gordon scored his third touchdown of the game, this time from six yards out to give the Badgers a 38-17 lead with 5:46 left in the third quarter.

After a Husker punt, the Badgers went 58 yards on six plays as Tanner McEvoy went the final 11 yards for the score. On NU's next offensive series, Marcus Trotter recovered an Armstrong fumble, and Wisconsin needed two plays to convert with Gordon scoring his fourth touchdown of the day, a 26-yard run that put him over 400 yards on the final play of the quarter to make it 52-17.

The teams traded touchdowns in the fourth quarter with Terrell Newby notching the Huskers' final score, a touchdown from 1-yard out.

SCORING SUMMARY				
1st	12:24	NEB	Brown 32 yd field goal	
1st	09:21	NEB	Bell 12 yd pass from Armstrong Jr. (Brown kick)	
1st	06:10	WIS	Gaglianone 26 yd field goal	
2nd	14:12	NEB	Armstrong Jr. 5 yd run (Brown kick)	
2nd	12:21	WIS	Gordon 62 yd run (Gaglianone kick)	
2nd	07:21	WIS	Clement 17 yd run (Gaglianone kick)	
2nd	03:31	WIS	Arneson 5 yd pass from Stave (Gaglianone kick)	
3rd	08:06	WIS	Gordon 1 yd run (Gaglianone kick)	
3rd	05:46	WIS	Gordon 6 yd run (Gaglianone kick)	
3rd	01:00	WIS	McEvoy 11 yd run (Gaglianone kick)	
3rd	00:00	WIS	Gordon 26 yd run (Gaglianone kick)	
4th	05:34	WIS	Ogunbowale 8 yd run (Gaglianone kick)	
4th	02:54	NEB	Newby 2 yd run (Brown kick)	

TEAM STATISTICS	NEB	WIS
FIRST DOWNS	11	20
RUSHES-YARDS (NET)	46-118	53-581
PASSING YDS (NET)	62	46
Passes Att-Comp-Int	18-6-1	11-7-0
TOTAL OFFENSE PLAYS-YARDS	64-180	64-627
Fumble Returns-Yards	1-3	0-0
Punt Returns-Yards	1-14	0-0
Kickoff Returns-Yards	7-146	3-66
Interception Returns-Yards	0-0	1-14
Punts (Number-Avg)	8-46.9	3-26.3
Fumbles-Lost	5-4	5-4
Penalties-Yards	7-55	6-55
Possession Time	28:40	31:20
Third-Down Conversions	3 of 14	3 of 8
Fourth-Down Conversions	0 of 0	0 of 0
Red-Zone Scores-Chances	4-4	7-7
Sacks By: Number-Yards	1-5	4-31

**RUSHING:** Wisconsin-Gordon, Melvin 25-408; Ogunbowale, Dare 10-62; McEvoy, Tanner 6-56; Doe, Kenzel 2-37; Clement, Corey 5-22; Houston, Bart 1-4; Team 3-minus-3; Stave, Joel 1-minus-5. **Nebraska**-Abdullah, Ameer 18-69; Armstrong Jr., Tommy 20-17; Foltz, Sam 1-14; Newby, Terrell 5-11; Cross, Imani 2-7.

**PASSING:** Wisconsin-Stave, Joel 7-11-0-46. **Nebraska**-Armstrong Jr., Tommy 6-18-1-62.

**RECEIVING:** Wisconsin-Doe, Kenzel 2-16; Erickson, Alex 2-13; Fredrick, Jordan 1-11; Arneson, Sam 1-5 Fumagalli, Troy 1-1. **Nebraska**-Bell, Kenny 2-14; Abdullah, Ameer 1-26; Reilly, Brandon 1-14; Westerkamp, Jordan 1-6; Pierson-El, De'Mornay 1-2.

**INTERCEPTIONS:** Wisconsin-Jean, Peniel 1-14. **Nebraska**-None

**FUMBLES (total-lost):** Wisconsin-Gordon, Melvin 2-2; Doe, Kenzel 1-1; McEvoy, Tanner 1-0; Houston, Bart 1-1. **Nebraska**-Armstrong Jr., Tommy 3-2; Abdullah, Ameer 1-1; Newby, Terrell 1-1

**SACKS (Sacks-Yds):** Wisconsin-Trotter, Marcus 1-8; Hudson, Austin 1-6; Jean, Peniel 1-6; Schobert, Joe 0.5-6; Goldberg, Arthur 0.5-5. **Nebraska**-Gregory, Randy 0.5-3; Collins, Maliek 0.5-2

**TACKLE LEADER (UA-A):** Wisconsin-Trotter, Marcus 4-8 **Nebraska**-Cooper, Corey 6-4

# Game 11 | Minnesota 28, No. 21 Nebraska 24

SCORE BY QUARTERS	1	2	3	4	FINAL
Minnesota	7	0	14	7	28
No. 21 Nebraska	7	14	3	0	24

Lincoln, Neb. (Nov. 22) -- Nebraska's bid for a ninth win and a perfect home record fell short, as the Huskers' final drive ended on a turnover inside the Minnesota 5-yard line, giving the Gophers a 28-24 victory.

Trailing 21-7, Minnesota took advantage of a short field after NU's first drive of the second half to go 35 yards, capped by David Cobb's 17-yard TD run to make it a seven-point game. Nebraska answered with a 30-yard Drew Brown field goal to make it 24-14, before Minnesota put up another touchdown on a 19-yard run from Rodrick Williams Jr. on 4th-and-1 to close to within three.

Midway through the fourth quarter, Minnesota marched 80 yards on 10 plays, as Mitch Leidner's second TD of the day, a three-yard run over the left side with 3:25 left, gave Minnesota a 28-24 lead.

Tommy Armstrong Jr., who finished the day 12-of-19 passing for 223 yards and one touchdown, led the Huskers down the field beginning with a 16-yard pass to De'Mornay Pierson-El and a 13-yard pass to Lane Hovey before a 15-yard personal foul put the Huskers at the Minnesota 31. Three plays later, Armstrong found Pierson-El on the right side line. Pierson-El leaped high and came down momentarily with the football, but it was ripped out of his hands by Brian Boddy-Calhoun at the Minnesota 2.

Pierson-El was Nebraska's leading receiver on the day, finishing with four catches for 87 yards, including an 18-yard touchdown.

As a team, Nebraska produced 397 total yards, including 174 on the ground led by 98 yards and the game's first touchdown by senior Ameer Abdullah. Armstrong added 45 yards on 12 carries to finish with 268 total yards of offense.

Minnesota answered with 416 total yards, including 281 yards on the ground. Leidner led the Gophers with 110 yards and two touchdowns on 22 carries, while adding 135 yards on 8-of-17 passing.

Nebraska took a 21-7 lead into the locker room thanks to solid defense and a pair of huge plays. Kenny Bell came up with the first big play for the Big Red on Senior Day, hauling in Armstrong's pass over the middle and racing 73 yards to the left sideline. Bell was tackled out of bounds at the Minnesota 5. Two plays later, Abdullah scored from three yards out to give the Huskers a 7-0 lead.

Minnesota answered the drive with a nine-play, 71-yard drive capped by Leidner's one-yard sneak to tie the score with 4:43 left in the quarter. The Huskers regained the lead on Armstrong's 18-yard touchdown pass to Pierson-El with 10:57 left in the half to put the Big Red back up, 14-7.

Minnesota threatened to answer before the Blackshirts stiffened to force a 30-yard field goal attempt by Ryan Santos. The Huskers then came up with a huge special teams' play, as defensive end Randy Gregory blocked Santos's kick, which was scooped up by safety Nate Gerry, who raced 85 yards to give the Huskers a 21-7 lead.

Gerry added 11 tackles and a pair of pass breakups on the day from his safety spot, while Gregory added eight stops including a sack of Leidner to end the half.

### SCORING SUMMARY

1st	09:42	NEB	Abdullah 2 yd run (Brown kick)
1st	04:43	MINN	Leidner 1 yd run (Santoso kick)
2nd	10:57	NEB	Pierson-El 18 yd pass from Armstrong Jr. (Brown kick)
2nd	05:18	NEB	Gerry 85 yd blocked FG return (Brown kick)
3rd	11:14	MINN	Cobb 17 yd run (Santoso kick)
3rd	07:19	NEB	Brown 30 yd field goal
3rd	01:47	MINN	Williams 19 yd run (Santoso kick)
4th	03:25	MINN	Leidner 3 yd run (Santoso kick)

### TEAM STATISTICS

	MINN	NEB
FIRST DOWNS	23	18
RUSHES-YARDS (NET)	53-281	38-174
PASSING YDS (NET)	135	223
Passes Att-Comp-Int	18-8-0	20-12-0
TOTAL OFFENSE PLAYS-YARDS	71-416	58-397
Fumble Returns-Yards	2-26	0-0
Punt Returns-Yards	1-12	0-0
Kickoff Returns-Yards	4-76	1-16
Interception Returns-Yards	0-0	0-0
Punts (Number-Avg)	4-37.8	4-43.5
Fumbles-Lost	2-0	3-2
Penalties-Yards	1-15	3-25
Possession Time	35:03	24:57
Third-Down Conversions	5 of 12	6 of 13
Fourth-Down Conversions	1 of 1	0 of 0
Red-Zone Scores-Chances	4-5	3-3
Sacks By: Number-Yards	4-23	2-22

**RUSHING:** Minnesota-Leidner, Mitch 22-111; Cobb, David 15-80; Kirkwood, Donnell 7-32; Williams Jr., Rodrick 3-22; Maye, KJ 2-15; Edwards, Berkley 2-11; Jones, Donovan 1-8; Team 1-minus-2; Epping, Zac 0-4. **Nebraska-**Abdullah, Ameer 20-98; Armstrong Jr., Tommy 12-45; Cross, Imani 6-31.

**PASSING:** Minnesota-Leidner, Mitch 8-17-0-135; Team 0-1-0-0. **Nebraska-**Armstrong Jr., Tommy 12-19-0-223; Team 0-1-0-0

**RECEIVING:** Minnesota-Williams, Maxx 3-45; Maye, KJ 2-50; Cobb, David 2-29; Thomas, Miles 1-11. **Nebraska-**Westerkamp, Jordan 5-47; Pierson-El, De'Mornay 4-87; Bell, Kenny 1-73; Hovey, Lane 1-13; Moore, Alonzo 1-3.

**INTERCEPTIONS:** Minnesota-None. **Nebraska-**None.

**FUMBLES (total-lost):** Minnesota-Leidner, Mitch 1-0; Myrick, Jalen 1-0. **Nebraska-**Pierson-El, De'Mornay 2-2; Allen, Taariq 1-0.

**SACKS (Sacks-Yds):** Minnesota-Wilson, Damien 2-5; Cockran, Theiren 1-7; Amaefula, Michael 0.5-6; Campbell, De'Vondre 0.5-5. **Nebraska-**McMullen, Greg 1-12; Gregory, Randy 1-10

**TACKLE LEADER (UA-A):** Minnesota-Campbell, De'Vondre 7-4. **Nebraska-**Anderson, Zaire 5-7

# Game 12 | Nebraska 37, Iowa 34 (OT)

SCORE BY QUARTERS	1	2	3	4	OT	FINAL
Nebraska	0	7	7	17	6	37
Iowa	0	10	14	7	3	34

Iowa City, Iowa (Nov. 28) -- Nebraska overcame a 24-7 third-quarter deficit, as Tommy Armstrong Jr. threw a career-high four touchdowns, including a 9-yard strike to Kenny Bell in overtime, giving Nebraska a 37-34 win over Iowa.

After Iowa scored a field goal on its first possession in overtime, the Huskers were facing 3rd and 6 at the Iowa 21-yard line. Armstrong kept the drive alive by hitting Bell for 12 yards to the Iowa 9. On the next play, Armstrong scrambled and found Bell at the pylon in the corner of the end zone, giving the Huskers the comeback win and the Heroes Game Trophy for the third time in four years.

Armstrong completed 12-of-27 passes for 202 yards and four scores, while Bell had three catches for 53 yards and two scores. Ameer Abdullah rushed 13 times for 106 yards, as the Huskers totaled 363 yards and received big performance from De'Mornay Pierson-El, who returned three punts for 134 yards, including an 80-yard touchdown in the fourth quarter.

Nebraska needed heroics to get the game to overtime, going 69 yards before Drew Brown's 20-yard field goal with eight seconds left sent the game to overtime. Armstrong completed a 14-yarder to Cethan Carter and a 35-yard pass to Brandon Reilly to get the ball to the Iowa 12 to keep the drive alive and help set up the field goal.

Iowa controlled most of the action early, but the Blackshirts were opportunistic, forcing four first-half turnovers, including two in the red zone. NU finally cashed in on a Hawkeye turnover late the first half to pull within 10-7 at the break.

Iowa dominated time of possession in the first half with a 20:01-to-9:59 advantage, while also racking up 178 yards on 40 plays, while Nebraska managed 92 yards on 21 plays.

Iowa got the ball first and drove down into Nebraska territory. With 3rd-and-goal at the Nebraska 7-yard line, Iowa's Jake Rudock tried to thread a pass into the end zone, but instead sophomore safety Nate Gerry came through with his team-high fifth interception of the year.

Rudock completed 19-of-38 passes for 230 yards, but had an interception and was sacked four times.

The Blackshirts forced five straight punts after falling behind 24-7, and Pierson-El nearly broke one, returning a punt 41 yards to the Iowa 32-yard line. The Huskers took advantage one play later, as Armstrong found Bell for a 32-yard touchdown pass - his first reception of the day - to pull the Huskers within 24-21 with 13:24 left.

After a three-and-out, Pierson-El gave the Huskers their first lead of the day, as the freshman took the punt from Dillon Kidd and found a seam, taking it 80 yards for his third punt return touchdown of the season to give NU a 28-24 lead.

### SCORING SUMMARY

2nd	09:07	IOWA	Lowdermilk 17 yd interception return (Koehn kick)
2nd	01:44	IOWA	Koehn 22 yd field goal
2nd	00:20	NEB	Abdullah 5 yd run (Brown kick)
3rd	11:21	IOWA	Smith 37 yd pass from Rudock (Koehn kick)
3rd	08:45	IOWA	Ott 12-yd punt return (Koehn kick)
3rd	01:44	NEB	Allen 34 yd pass from Armstrong Jr. (Brown kick)
4th	13:24	NEB	Bell 32 yd pass from Armstrong Jr. (Brown kick)
4th	12:06	NEB	Pierson-El 80 yd punt return (Brown kick)
4th	01:49	IOWA	Canzeri 5 yd pass from Rudock (Koehn kick)
4th	00:08	NEB	Brown 20 yd field goal
OT	15:00	IOWA	Koehn 25 yd field goal
OT	15:00	NEB	Bell 9 yd pass from Armstrong Jr.

### TEAM STATISTICS

	NEB	IOWA
FIRST DOWNS	13	24
RUSHES-YARDS (NET)	31-161	50-142
PASSING YDS (NET)	202	230
Passes Att-Comp-Int	12-28-2	19-38-1
TOTAL OFFENSE PLAYS-YARDS	59-363	88-372
Fumble Returns-Yards	2-17	0-0
Punt Returns-Yards	3-134	4-44
Kickoff Returns-Yards	2-43	6-126
Interception Returns-Yards	1-10	2-17
Punts (Number-Avg)	6-29.5	5-44.2
Fumbles-Lost	0-0	3-3
Penalties-Yards	5-49	3-21
Possession Time	22:16	37:44
Third-Down Conversions	5 of 15	10 of 20
Fourth-Down Conversions	0 of 0	1 of 1
Red-Zone Scores-Chances	3-4	3-5
Sacks By: Number-Yards	3-26	2-5

**RUSHING:** IOWA-Weisman, Mark 24-82; Canzeri, Jordan 16-55; Parker, Jonathan 1-4; Rudock, Jake 8-2. **Nebraska-**Abdullah, Ameer 13-106; Armstrong Jr., Tommy 11-31; Cross, Imani 3-14; Pierson-El, De'Mornay 4-10

**PASSING:** IOWA-Rudock, Jake 19-38-1-230-2. **Nebraska-**Armstrong Jr., Tommy 12-27-2-202-4; Fyfe, Ryker 0-1-0-0

**RECEIVING:** IOWA-Martin-Manley, Keivonte 6-63; Smith, Tevaun 4-71; Canzeri, Jordan 3-17; Duzey, Jake 2-28; Kenny, John 2-20; Hamilton, Ray 1-10; Powell, Damond 1-6. **Nebraska-**Bell, Kenny 3-53; Carter, Cethan 2-48; Westerkamp, Jordan 2-13; Abdullah, Ameer 2-13; Reilly, Brandon 1-35; Allen, Taariq 1-34; Pierson-El, De'Mornay 1-6.

**INTERCEPTIONS:** IOWA-Lowdermilk, John 1-17; King, Desmond 1-0. **Nebraska-**Gerry, Nate 1-10

**FUMBLES (total-lost):** IOWA-VandeBerg, Matt 1-1; Rudock, Jake 1-1; Powell, Damond. **Nebraska-**None

**SACKS (Sacks-Yds):** IOWA-Alston, Quinton 1-3; Davis, Carl 1-2. **Nebraska-**Valentin, Vincent 1-10; Collins, Maliek 1-9; Anderson, Zaire 1-7

**TACKLE LEADER (UA-A):** IOWA-Lomas, Jordan 6-2; Alston, Quinton 4-4. **Nebraska-**Gerry, Nate 10-5



# Game 13 | No. 24 USC 45, Nebraska 42

SCORE BY QUARTERS	1	2	3	4	FINAL
Nebraska	17	0	17	8	42
No. 24 USC	10	14	21	0	45

**San Diego, Calif. (Dec. 27)** -- In a high-scoring shootout between two of college football's most storied programs, Tommy Armstrong Jr. racked up 422 yards of total offense, but Nebraska came up short in a 45-42 loss to No. 24 USC in the National University Holiday Bowl at Qualcomm Stadium.

The teams combined for 1,040 yards of total offense in the game. Nebraska finished with 525 total yards, including 379 passing and 146 rushing, while the Trojans managed 515 yards, including 321 through the air and 194 on the ground.

Armstrong completed a career-high 32-of-51 passes for a career-best 381 yards and three touchdowns setting NU bowl records for yardage, completions and attempts. Armstrong added 41 rushing yards on 12 carries, including a 15-yard touchdown run on fourth down midway through the fourth quarter. He followed up his scoring run with a two-point conversion pass to Kenny Bell to cut the USC lead to 45-42 after the Huskers trailed 45-27 late in the third quarter.

Armstrong and Bell also connected on Nebraska's first touchdown of the night, an 18-yard connection to give the Huskers a 10-7 lead with 8:23 left in the first quarter.

NU had opened the scoring with a Drew Brown 34-yard field goal, before USC's Adoree' Jackson uncorked a 98-yard kickoff return for a touchdown.

After USC tied the game at 10 on 42-yard Andre Heidari field goal, Armstrong sent the Big Red to the second quarter with a 17-10 lead after a nine-yard touchdown pass to De'Mornay Pierson-El.

Although Nebraska led at the end of the first quarter, the second quarter belonged to the Trojans, who put together a pair of long touchdown drives to take a 24-17 lead to the locker room at halftime.

USC pushed its lead to two scores for the first time early in the third quarter when the Trojans' Cody Kessler hit Jackson on a 71-yard touchdown strike to put USC up 31-17 with 12:01 left in the quarter.

But Nebraska showed its fight, answering with a touchdown drive of its own capped by a 20-yard run from senior I-back Ameer Abdullah to make it 31-24 with 9:41 left in the third quarter.

USC then answered with Javorius Allen's second touchdown run of the game, as he sprinted 44 yards to paydirt to put the Trojans up 38-24 with 8:06 left in the third. Allen finished the game with 152 rushing yards on 26 carries.

The Big Red pulled within 38-27 on Brown's 44-yard field with 2:28 left in the quarter, before the Trojans took their biggest lead of the night just 25 seconds later when Kessler connected with Bryce Dixon on a 20-yard touchdown pass to make it 45-27 with 2:03 remaining in the third.

Armstrong struck again before the end of the quarter, finding Jordan Westerkamp on a 65-yard touchdown pass to make it 45-34 with 24 seconds left in the quarter.



### SCORING SUMMARY

1st	11:05	NEB	Brown 34 yd field goal
1st	10:54	USC	Jackson 98 yd kickoff return (Heidari kick)
1st	08:23	NEB	Bell 18 yd pass from Armstrong Jr. (Brown kick)
1st	06:05	USC	Heidari 42 yd field goal
1st	01:25	NEB	Pierson-El 9 yd pass from Armstrong Jr. (Brown kick)
2nd	13:11	USC	Agholor 17 yd pass from Kessler (Heidari kick)
2nd	06:39	USC	Allen 2 yd run (Heidari kick)
3rd	12:01	USC	Jackson 71 yd pass from Kessler (Heidari kick)
3rd	09:41	NEB	Abdullah 20 yd run (Brown kick)
3rd	08:06	USC	Allen 44 yd run (Heidari kick)
3rd	02:28	NEB	Brown 24 yd field goal
3rd	02:03	USC	Dixon 20 yd pass from Kessler (Heidari kick)
3rd	00:24	NEB	Westerkamp 65 yd pass from Armstrong Jr. (Brown kick)
4th	06:52	NEB	Armstrong Jr. 15 yd run (Bell pass from Armstrong Jr.)

### TEAM STATISTICS

	NEB	USC
FIRST DOWNS	28	22
RUSHES-YARDS (NET)	43-144	34-194
PASSING YDS (NET)	381	321
Passes Att-Comp-Int	51-32-1	39-23-1
TOTAL OFFENSE PLAYS-YARDS	94-525	73-515
Fumble Returns-Yards	0-0	0-0
Punt Returns-Yards	2-24	1-6
Kickoff Returns-Yards	8-191	8-211
Interception Returns-Yards	1-0	1-0
Punts (Number-Avg)	7-44.7	9-34.8
Fumbles-Lost	0-0	1-0
Penalties-Yards	7-45	12-97
Possession Time	34:26	25:34
Third-Down Conversions	7 of 20	3 of 14
Fourth-Down Conversions	1 of 3	1 of 1
Red-Zone Scores-Chances	6-7	3-3
Sacks By: Number-Yards	2-15	3-23

**RUSHING:** USC-Allen, Javorius 26-152; Davis, Justin 4-45; Agholor, Nelson 1-0; Kessler, Cody 3--3. Nebraska-Abdullah, Ameer 27-88; Armstrong Jr., Tommy 12-41; Newby, Terrell 4-15.

**PASSING:** USC-Kessler, Cody 23-39-1-321-3. Nebraska-Armstrong Jr., Tommy 32-51-1-381-3

**RECEIVING:** USC-Agholor, Nelson 7-90; Dixon, Bryce 4-44; Jackson, Adoree 3-73; Smith, Juju 3-66; Telfer, Randall 2-18; Rogers, Darreus 2-10; Allen, Javorius 1-16; Farmer, George 1-4. Nebraska-Pierson-El, De'Mornay 8-102; Bell, Kenny 7-71; Abdullah, Ameer 6-61; Reilly, Brandon 4-36; Westerkamp, Jordan 3-81; Carter, Cethan 2-25; Newby, Terrell 2-5.

**INTERCEPTIONS:** USC-Cravens, Su'a 1-0. Nebraska-Mitchell, Josh 1-0

**FUMBLES (total-lost):** USC-Agholor, Nelson 1-0. Nebraska-None.

**SACKS (Sacks-Yds):** USC-Williams, Leona 1-10; Sarao, Anthony 1-7; Temple, Cody 1-6. Nebraska-Collins, Maliek 1-6; Williams, Kevin 0.5-4; Williams, Kieron 0.5-5.

**TACKLE LEADER (JA-A):** USC-Shaw, Josh 8-1; Williams, Leona 6-3. Nebraska-Banderas, Josh 7-7.

## 2014 SENIOR PLAYER BIOS



# AMEER ABDULLAH

#8

I-Back | 5-9 | 200 | Four Letters  
Homewood, Ala. | Homewood HS

- » 2014 Second-Team All-American (Walter Camp, CBS, Scout, Athlon, AP, SI)
- » 2014 Doak Walker Award Finalist (1 of 3)
- » 2014 Senior CLASS Award Winner
- » 2014 Pop Warner College Football Award (1 of 10)
- » 2014 Paul Hornung Award Finalist (1 of 5)
- » 2014 Wuerffel Trophy Finalist (1 of 12)
- » 2014 Maxwell Award Semifinalist (1 of 20)
- » 2014 Second-Team All-Big Ten (Coaches, Media)
- » Hornung Award Honor Roll (vs. McNeese State, vs. Illinois, 2014, vs. Northwestern, 2013)
- » Five-Time Big Ten Offensive Player of the Week (vs. Florida Atlantic, 2014, vs. Miami, 2014, vs. Illinois, 2014, vs. Rutgers, 2014, vs. Illinois, 2013)
- » Athlon Sports National Player of the Week (vs. Illinois, 2014)
- » Walter Camp Player of the Year Watch List (2013, 2014)
- » 2013 Third-Team All-American (Associated Press)
- » 2013 Doak Walker Award Semifinalist (1 of 10)
- » 2013 First-Team All-Big Ten (Coaches, Media, BTN, Phil Steele)
- » Academic All-Big Ten (2013, 2014)
- » Team Captain (2013, 2014)
- » Nebraska Team MVP (2013, 2014)
- » Nebraska Offensive MVP (2014)
- » Nebraska Lifter of the Year (2012, 2013)
- » Second-Team All-Big Ten Running Back (Coaches, 2012)
- » Second-Team All-Big Ten Punt Returner (Phil Steele, 2012)
- » Third-Team All-Big Ten Running Back (Phil Steele, 2012)
- » Honorable-Mention All-Big Ten Running Back (Media, 2012)
- » Johnny "The Jet" Rodgers Return Specialist Award Semifinalist (1 of 12, 2012)
- » Big Ten Special Teams Player of the Week (vs. Idaho State, 2012, vs. Fresno St., 2011)
- » Three-Time Nebraska Scholar-Athlete Honor Roll
- » Brook Berringer Citizenship Team (2014)
- » Tom Osborne Citizenship Team (2014)
- » Nebraska HERO Leadership Award (2012, 2014)
- » First-Team All-Big Ten (Kickoff Returner, Yahoo.com, 2011)
- » Second-Team All-Big Ten (Kickoff Returner, Phil Steele, 2011)
- » Big Ten All-Freshman Team (Kickoff Returner and Punt Returner, Yahoo.com, 2011)
- » Big Ten All-Freshman Team (Punt Returner and Running Back, ESPN.com, 2011)
- » Big Ten Freshman of the Week (vs. Fresno State, 2011)
- » Nebraska Career Record Holder for All-Purpose Yards (7,186 yards)
- » Nebraska Record Holder for Single-Game All-Purpose Yards (341 vs. Rutgers, 2014)
- » Nebraska Record Holder for Single-Game KOR Yards (211 vs. Fresno State, 2011)

Senior I-back Ameer Abdullah completed one of the most prolific careers in Nebraska football history with a record-setting 2014 campaign. Abdullah made his mark on the NU program on and off the field and left a permanent imprint in the Husker record book.

Abdullah put together his third straight 1,000-yard rushing season in 2014, a first in the history of the Nebraska football program. The 5-9, 200-pound Abdullah had four games with more than 200 rushing yards, tying a Nebraska single-season record.

The Alabama native finished 2014 with 1,611 rushing yards, which ranks sixth on the Nebraska single-season list and the second-best rushing total for a Husker senior. His 2014 rushing total came on the heels of 1,690 rushing yards in 2013, making Abdullah just the second player in school history with a pair of 1,500-yard rushing seasons.

Abdullah finished his career with 4,588 career rushing yards, trailing only Mike Rozier's NU record of 4,780 career rushing yards.

Abdullah's average of 123.9 rushing yards per game ranked 13th nationally, and he averaged an impressive 6.1 yards per carry. Abdullah was also a receiving threat out of the backfield with 22 receptions and three touchdowns, and a dangerous kickoff returner, averaging 28.0 yards on 14 returns.

Abdullah averaged 174.8 all-purpose yards per game to rank fourth nationally. Abdullah's 2,272 all-purpose yards in 2014 were the second-most in school history. Abdullah increased his career all-purpose yardage total to 7,186 yards, a total that ranks second in Big Ten history. He was one of just 11 players in FBS history to surpass 7,000 career all-purpose yards.

Abdullah found the end zone with regularity in 2014. Abdullah had 19 rushing touchdowns and 22 total TDs to rank in the top 10 on the NU season charts in both of those categories. He also ranked ninth nationally in scoring, averaging 10.2 points per game and his 132 points scored in 2014 tied for the third-most in school history. His 288 career points were sixth in NU history and third among position players.

Abdullah was honored for his play in 2014. Abdullah won the Senior CLASS Award, was one of three finalists for the Doak Walker Award, and was also a finalist for the Hornung Award, Wuerffel Trophy and the Pop Warner College Football Award.

Abdullah earned second-team All-America honors from the Associated Press, Walter Camp Football Foundation, CBS Sports.com, Scout.com and Athlon. Abdullah also earned All-Big Ten honors for the third straight season, being named to the second-team by both the Coaches and Media, while earning first-team all-league honors from several outlets.

A standout off the field, Abdullah was named to the academic All-Big Ten team for the second straight season. He earned his degree in history in December, completing his undergraduate studies in just 3 1/2 years.

## 2014 (Senior)

**Florida Atlantic:** Rushed 21 times for a career-high 232 yards, topping his previous career high of 225 yards against Illinois in 2013... rushing total marked the 15th-most rushing yards in school history and the 37th 200-yard rushing game in Nebraska history... 232 yards were the second-most by a Husker in a season opener, trailing Marlon Lucky's 233 yards against Nevada in 2007. **McNeese State:** Rushed 17 times for 54 yards and one touchdown... caught three passes for a career-high 96 yards, including a 58-yard touchdown reception late in the fourth

## 2014 Rushing &amp; Receiving Game by Game

Opponent	Rush-Yds-TDs	Rec-Yds-TDs
Florida Atlantic	21-232-1	1-9-0
McNeese St.	17-54-1	3-96-1
at Fresno St.	19-110-1	0-0-0
Miami	35-229-2	1-3-1
Illinois	22-208-3	0-0-0
at Michigan St.	24-45-2	2-22-0
at Northwestern	23-146-4	4-13-0
Rutgers	19-225-3	2-26-0
Purdue	6-1-0	0-0-0
at Wisconsin	18-69-0	1-26-0
Minnesota	20-98-1	0-0-0
at Iowa	13-106-0	2-13-1
vs. USC	27-88-1	6-61-0

quarter that broke a 24-24 tie... 58-yard catch alone broke his previous single-game high of 50 yards against UCLA in 2013.... finished the game with 184 all-purpose yards, including 90 yards in the fourth quarter on three touches. **Fresno State:** Rushed 19 times for 110 yards, including a 57-yard touchdown run in the first quarter to give NU a 14-0 lead... 57-yard run was a season long and his third run of at least 30 yards in 2014. **Miami:** Rushed a career-high 35 times for 229 yards and two touchdowns, while also adding a three-yard touchdown reception... previous career high in carries was 31 against Penn State in 2012... posted a then-career-high 313 all-purpose yards, bettering his 252-yard effort against Wisconsin in 2012... 313 all-purpose yards ranked third on the Nebraska single-game all-purpose yardage list, and is the most by a Husker since Roy Helu Jr. had a school-record 321 all-purpose yards against Missouri on Oct. 30, 2010. **Illinois:** Rushed 22 times for 208 yards with a career-high three rushing touchdowns... opened the game with five carries for 60 yards on Nebraska's first drive, capped by a 12-yard touchdown run to give Nebraska a 7-0 lead... rushed for 196 yards on 20 carries in the first half alone, including 13 carries for 127 yards in the first quarter... marked the second straight three touchdown game for Abdullah after recording two rushing scores and a receiving TD against Miami... 208-yard effort was Abdullah's fourth career 200-yard rushing game and third of 2014... notched a 200-yard game against the Illini for the second straight season, after posting 225 yards last season... **Michigan State:** Rushed 24 times for 45 yards and two fourth-quarter touchdowns... had 22 receiving yards and 48 yards on kickoff returns, giving him 115 all-purpose yards... became the seventh player in Big Ten history with more than 6,000 career all-purpose yards... limited to 67 yards from scrimmage, ending a nation-leading streak of 18 straight games with at least 100 yards from scrimmage. **Northwestern:** Rushed 23 times for 146 yards and a career-high four touchdowns... first player in Nebraska history with three 1,000-yard rushing seasons, and marked the 35th 1,000-yard rushing season in school history... 146 rushing yards marked his 22nd career 100-yard rushing game, and his third career 100-yard rushing game against Northwestern... became the first Husker to score four rushing touchdowns in a game since quarterback Taylor Martinez had four rushing touchdowns at Kansas State on Oct. 7, 2010... totaled 13 receiving yards and 15 kick return yards for 174 all-purpose yards. **Rutgers:** Rushed 19 times for 225 yards and three touchdowns... marked his fourth 200-yard rushing game of the season (Florida Atlantic, Miami, Illinois, Rutgers) all at Memorial Stadium... marked his 23rd career 100-yard rushing game, and his sixth of the 2014 season... totaled 26 receiving yards and 90 kick return yards for a school-record 341 all-purpose yards... previous record was 321 all-purpose yards by Roy Helu Jr. against Missouri in 2010. **Purdue:** Left the game early with an injury... was limited to one yard on six carries. **Wisconsin:** Played in his 50th career game... rushed 18 times for 69 yards. **Minnesota:** Rushed 20 times for 98 yards and one touchdown. **Iowa:** Rushed 13 times for 106 yards, including a 53-yard run in the third quarter, his fourth run of at least 50 yards this season... marked Abdullah's nation-leading 24th career 100-yard rushing game and his seventh of the 2014 season... receiving touchdown in the second quarter was his 21st overall touchdown this season, including 18 rushing scores and three TD receptions. **USC:** Capped his Nebraska career with 269 all-purpose yards in the Holiday Bowl... rushed for 88 yards, including a 20-yard third-quarter touchdown... caught a career-high six passes for 61 yards... had three kickoff returns for 120 yards, including returns of 49 and 46 yards... His rushing touchdown was his 19th of the season, 22nd overall touchdown of 2014 and 48th overall score in career.



# ZAIRE ANDERSON

Linebacker | 5-11 | 220 | Two Letters  
Philadelphia, Pa. | Frankford HS | Riverside CC

**Career**

Abdullah finished his junior season with 1,690 rushing yards, the highest total for a Husker since 1997, and the fourth-best in school history. He had 11 100-yard rushing yards to tie the Nebraska season record. Abdullah also amassed 1,999 all-purpose yards which ranks as the fourth-best single-season total in Nebraska history.

Abdullah had a streak of eight straight games with 100 or more rushing yards and had at least 85 yards in all 13 games. His average of 130.0 rushing yards per game was second in the Big Ten and seventh nationally. Abdullah's play earned him several individual awards, including first-team All-Big Ten. He was also named a third-team All-American by the Associated Press.

Abdullah rushed for 1,137 yards as a sophomore in 2012. He was pushed into a significant role because of an injury to Rex Burkhead. Abdullah had at least 100 rushing yards in each of his first five starts and finished ninth in the Big Ten in rushing yards per game and fourth in the conference in all-purpose yards.

Abdullah was a second-team all-conference choice by the Big Ten Coaches in 2012. As a true freshman, Abdullah rushed for 150 yards and three touchdowns. His biggest impact was in the kickoff return game, where he averaged 29.3 yards per return to rank ninth nationally in that area. Abdullah had a 100-yard kickoff return for a touchdown against Fresno State.

**Career Stats**

Year	G/S	Att.	Gain	Loss	Net	Y/A	Y/G	Long	TDs
2011	13/0	42	172	22	150	3.6	11.5	24 at Wyoming	3
2012	14/7	226	1,193	56	1,137	5.0	81.2	45 vs. Arkansas St.	8
2013	13/13	281	1,722	32	1,690	6.0	130.0	62 vs. Wyoming	9
2014	13/13	264	1,657	46	1,611	6.1	123.9	57 at Fresno St.	19
<b>Totals</b>	<b>53/33</b>	<b>813</b>	<b>4,744</b>	<b>156</b>	<b>4,588</b>	<b>5.6</b>	<b>86.6</b>	<b>62 vs. Wyoming</b>	<b>39</b>

**Receiving:** Career: 73 catches, 690 yards, 7 TDs, long of 58 vs. McNeese State (2014)

2014: 22 catches, 269 yards, 3 TDs, long of 58 vs. McNeese State

2013: 26 catches, 232 yards, 2 TDs, long of 40 vs. UCLA

2012: 24 catches, 178 yards, 2 TDs, long of 26 vs. Arkansas State

2011: 1 catch, 11 yards, 0 TDs, long of 11 at Wyoming

**Kickoff Returns:** Career: 61 ret. 1,592 yds, 1 TD, 26.1 avg, long of 100 vs. Fresno St. (2011)

2014: 14 returns, 392 yards, 28.0 avg., long of 76 vs. Rutgers

2013: 4 returns, 77 yards, 0 TDs, 19.2 avg., long of 24 vs. Northwestern

2012: 17 returns, 360 yards, 0 TDs, 21.2 avg., long of 83 vs. Wisconsin

2011: 26 returns, 763 yards, 1 TD, 29.3 avg., long of 100 vs. Fresno State (TD)

**Punt Returns:** Career: 31 returns, 316 yards, 1 TD, 10.2 average, long of 81 vs. Idaho St. (2012)

**All-Purpose:** Career: 7,186 yards, 978 attempts, 135.6 yds per game, 7.3 yds per attempt

2014: 2,272 yards, 300 attempts, 174.8 yards per game, 7.6 yards per attempt

2013: 1,999 yards, 311 attempts, 153.8 yards per game, 6.4 yards per attempt

2012: 1,884 yards, 283 attempts, 134.6 yards per game, 6.7 yards per attempt

2011: 1,031 yards, 84 attempts, 79.3 yards per game, 12.3 yards per attempt

**Single-Game Highs**

- » Carries—35 vs. Miami (2014)
- » Rushing Yards—232 vs. Florida Atlantic (2014)
- » Receptions—6 vs. USC, Holiday Bowl (2014)
- » Receiving Yards—96 vs. McNeese State (2014)
- » Punt Return Yards—80 vs. Idaho State (2012)
- » Kickoff Return Yards—211 vs. Fresno State (2011) *(school record)*
- » All-Purpose Yards—341 vs. Rutgers (2014) *(school record)*
- » Touchdowns—4 at Northwestern (2014)

- » 2014 Honorable-Mention All-Big Ten (Coaches, Media)
- » Nebraska Scholar-Athlete Honor Roll (Spring, 2014)

Senior linebacker Zaire Anderson had a standout 2014 campaign, leading the Blackshirt defense in tackles. Anderson was at his best in conference play, averaging nearly 10 tackles per game.

Anderson finished his senior season with 103 total tackles, with 77 of those stops coming in Big Ten Conference games. He capped the regular season with a career-high 14 tackles at Iowa, marking his fourth game of the season with double-figure tackles, all in league play.

Anderson showed his play-making skills in 2014, leading the team in fumbles caused (3), and fumble recoveries (2), while ranking second in tackles for loss (13). He added five pass breakups and a pair of sacks. His play helped a Nebraska rank among the national leaders in opponent completion percentage, pass efficiency defense and third-down defense.

Anderson was recognized for his play, earning honorable-mention All-Big Ten accolades from both the league's media and coaches. Anderson earned his degree in child, youth and family sciences in August of 2014, and played his senior season as a graduate student.

**2014 (Senior)**

**Florida Atlantic:** Led team in tackles with seven, including four solo stops... notched a TFL for four yards. **McNeese State:** Finished with eight tackles, including six solo stops... notched a pair of TFLs. **Fresno State:** Saw time off the bench, but didn't record any stats. **Miami:** Totaled four tackles in the win over the Hurricanes. **Illinois:** Led the defense with nine total tackles, including three TFLs and a sack on the final play of the game. **Michigan State:** Totaled six tackles, including four solo stops... added a TFL, QB hurry and pass break-up. **Northwestern:** Tied for second on the team with eight tackles... also broke up a career-high two passes, after having two previous career PBU. **Rutgers:** Tied a then-career-high with a team-best 11 tackles, matching his 11 stops at Minnesota in 2013... 11 tackles increased his career total to 100... added a TFL and a break-up in the win. **Purdue:** Had 11 tackles for the second straight game to tie a then-career high... added a QB hurry and a TFL for six yards. **Wisconsin:** Produced six tackles and notched his fifth pass break-up... was involved in two turnovers, as he forced and recovered one fumble, while also recovering another fumble. **Minnesota:** Notched a career-best 12 tackles, including five solo stops... recorded two TFLs for three yards and also forced a fumble. **Iowa:** Caused a second-quarter fumble with a sack... fumble caused was his third of the season, all coming in a three-game stretch... finished with a career-high 14 total tackles... double-figure tackle game marked Anderson's fourth double-figure tackle game in five games. **USC:** Recorded eight tackles in the Holiday Bowl and pushed his season total over 100 tackles... added his 13th tackle for loss on the season.

**2014 Game by Game**

Opponent	UT-AT-TT	TFL-Yds	Sack-Yds
Florida Atlantic	3-4-7	1-4	0-0-0
McNeese St.	2-6-8	2-0	0-0-0
at Fresno St.	0-0-0	0-0	0-0-0
Miami	1-2-3	0-0	0-0-0
Illinois	4-5-9	3-13	1-0-9
at Michigan St.	4-2-6	1-0	0-0-0
at Northwestern	2-6-8	0-0	0-0-0
Rutgers	6-5-11	1-0	0-0-0
Purdue	6-5-11	1-6	0-0-0
at Wisconsin	4-2-6	0-0	0-0-0
Minnesota	5-7-12	2-3	0-0-0
at Iowa	8-6-14	1-7	1-0-7
vs. USC	3-5-8	1-1	0-0-0

**Career**

Anderson played in 12 games in 2013, including starts in five of the season's final seven games. He was fifth on the team with 52 tackles, including 28 solo stops. Anderson made 35 of his tackles in the season's final seven games, and had five games with six or more tackles. He had six tackles for loss on the year, including three sacks for 22 yards. Anderson played in three games in 2012 before suffering a knee injury, making four tackles. He received a medical hardship. Anderson came to Nebraska from Riverside Community College in California.

**Career Stats**

Year	G/S	-----Tackles-----					Sacks	Fum.			QB Hry.
		UT	AT	TT	TFL	C-R		BK	PBU	INT	
2012*	3/1	1	3	4	0-0	0-0-0	0-0	0	0	0	0
2013	12/5	28	24	52	6-25	3-0-22	0-0	0	1	0	2
2014	13/12	48	55	103	13-34	2-0-16	2-0	0	5	0	3
<b>Totals</b>	<b>28/18</b>	<b>77</b>	<b>82</b>	<b>159</b>	<b>19-59</b>	<b>5-0-38</b>	<b>2-0</b>	<b>0</b>	<b>6</b>	<b>0</b>	<b>5</b>

\*Anderson was awarded a medical hardship for the 2012 season

**Single-Game Highs**

- » Tackles—14 at Iowa (2014)
- » Solo Tackles—8 at Iowa (2014)
- » Tackles for Loss—3 vs. Illinois (2014)
- » Sacks—2.0 at Michigan (2013)



# KENNY BELL

## #80

Wide Receiver | 6-1 | 185 | Four Letters  
Boulder, Colo. | Fairview HS

- » Nebraska Career Receptions Record Holder (181)
- » Nebraska Career Receiving Yards Record Holder (2,689)
- » 2014 First-Team All-Big Ten (Coaches)
- » 2014 Honorable-Mention All-Big Ten (Media)
- » Biletznikoff Award Watch List (2013, 2014)
- » Paul Hornung Award Watch List
- » Preseason All-Big Ten (Kick Returner, Phil Steele)
- » Team Captain (2014)
- » 2013 Honorable-Mention All-Big Ten (Coaches, Media)
- » 2012 First-Team All-Big Ten (BTN, CBS, ESPN, Phil Steele)
- » 2012 Second-Team All-Big Ten (Coaches, Media, 2012)
- » Nebraska Sophomore Receptions Record Holder (50 in 2012)
- » Nebraska Sophomore Receiving Yards Record Holder (863 in 2012)
- » Nebraska Sophomore Receiving Touchdowns Record Holder (8 in 2012)
- » Honorable-Mention Freshman All-American (CollegeFootballNews.com, 2011)
- » Big Ten All-Freshman Team (Yahoo.com, ESPN.com, 2011)
- » Longest Touchdown Run by a Freshman in School History (80 yards at Minn., 2011)
- » Nebraska Scholar-Athlete Honor Roll (Spring, 2014)

Senior Kenny Bell completed the most productive receiving career in Nebraska history in 2014. The 6-1, 185-pound Bell ascended to the top of the school's career charts for receptions and receiving yards in 2014, while continuing to provide an explosive threat for the Husker offense.

Bell's impact on the Nebraska offense was recognized in postseason honors. The league's coaches selected Bell as a first-team All-Big Ten pick, marking Nebraska's first all-conference first-team receiver since Jon Bostick in 1991. Bell was an honorable-mention all-conference choice by the media.

Bell finished his Nebraska career with 181 career receptions surpassing Nate Swift's previous school record of 166 receptions. Bell totaled 2,689 receiving yards in his NU career, bettering Johnny Rodgers' previous record of 2,479 career receiving yards.

As a senior, Bell led Nebraska with 47 receptions for a team-high 788 yards, an average of 16.8 yards per catch. Bell's 787 yards ranked as the seventh-best single season total in school history. Bell had a pair of 100-yard receiving games in 2014, giving him five in his career. Bell was also the first player at Nebraska with more than 400 receiving yards for four straight seasons.

The 47-catch season in 2014 gave Bell at least 30 receptions in each of his four years with the Huskers, a first for Nebraska players. Bell also became the first player in school history to lead Nebraska in receptions four consecutive seasons.

Bell also had a team-high six touchdown receptions in 2014, increasing his career TD total to 21, good for third on the Nebraska career list. Bell caught a pass in each of the final 28 games of his career, the third-longest streak in school history. He also owns the fourth-longest streak with a 23-game stretch earlier in his career, and caught at least one pass in 51 of his final 52 games.

Bell's impact on the program is also reflected in his 49 career starts, including 12 in 2014. Bell has the most starts in school history by an offensive player and the second-most for any position player. Bell is only the fifth position player in NU history with 40 career starts.

Bell earned his degree in ethnic studies in December.

### 2014 (Senior)

**Florida Atlantic:** Caught four passes for 116 yards, including a 63-yard reception in the third quarter, marking the third-longest catch of his career... Bell and Jordan Westerkamp combined to become the first Husker duo to both top 100 receiving yards in a game since Marlon Lucky (IB) and Maurice Purify (WR) achieved the feat at Colorado in 2007...

Bell and Westerkamp became the first pair of wide receivers in Husker history to accomplish the feat. **McNeese State:** Was limited to one catch for 14 yards due to a groin injury... also returned a pair of kickoffs for 56 yards. **Fresno State:** Caught five passes for 84 yards to increase his career receptions total to 144, moving past Johnny Rodgers (143 catches) into second place on the NU receptions list.

**Miami:** Caught four passes for 70 yards, including a 40-yard touchdown in the first quarter to tie the game at 7-7. **Illinois:** Caught a 63-yard touchdown pass in the

2014 Receiving Game by Game			
Opponent	Catches	Yds.	TDs
Florida Atlantic	4	116	0
McNeese St.	1	14	0
at Fresno St.	5	84	0
Miami	4	70	1
Illinois	5	105	1
at Michigan St.	3	31	0
at Northwestern	5	89	0
Rutgers	6	63	0
Purdue	1	5	0
at Wisconsin	2	14	1
Minnesota	1	73	0
at Iowa	3	53	2
vs. USC	7	71	1

second quarter to give Nebraska a 28-7 lead... marked his fifth career 100-yard receiving game, tying Bell for third on the NU list of 100-yard receiving games... **Michigan State:** Caught three passes in the first half before leaving the game with an injury. **Northwestern:** Caught five passes for 89 yards. **Rutgers:** Caught six passes for 63 yards... set a Nebraska school record with his 167th career catch, bettering the 166 catches by Nate Swift from 2005 to 2008. **Purdue:** Caught one pass for five yards. **Wisconsin:** Caught two passes for 14 yards, including a 12-yard TD catch in the first quarter to give Nebraska a 10-0 lead... on the touchdown catch, Bell passed Johnny Rodgers to become Nebraska's career leader in receiving yards... 12-yard touchdown catch was his 18th career touchdown reception, good for third in NU history... was his first touchdown catch of less than 20 yards since his freshman season in 2011... also returned four kicks for 92 yards. **Minnesota:** Caught a season-long 73-yard pass on Nebraska's opening drive of the game, setting up a Husker touchdown... reception was one yard shy of his career long of 74 yards at Ohio State in 2012... reception was also Nebraska's longest play from scrimmage in 2014, bettering a 70-yard touchdown pass from Armstrong to Jordan Westerkamp at Fresno State on Sept. 13... Bell was injured on the play and missed the rest of the game. **Iowa:** Caught a game-winning nine-yard touchdown pass in the first overtime... also had a 32-yard touchdown pass in the fourth quarter, as he tied his career high with two touchdown receptions... finished the game with three catches for 53 yards. **USC:** Completed his career with as season-high seven receptions for 71 yards... had an 18-yard touchdown reception in the first quarter for his 21st career touchdown reception... extended his streak to 28 consecutive games with at least one reception... caught at least one pass in 51 of his final 52 games.

### Career

Bell started all 12 games and led Nebraska in 2013 with 52 receptions, marking the third straight season he led NU in catches. His 577 receiving yards ranked second for the Huskers and he caught four touchdown passes on the season.

Bell caught five or more passes five times in 2013, with a season-high seven catches against Wyoming, Michigan State and Florida Atlantic. Bell also ranked among the Big Ten leaders by averaging 26.5 yards per kickoff return, including a 99-yard return for a touchdown at Penn State. Bell's play in 2013 earned him honorable-mention all-conference accolades.

Bell started all 14 games as a sophomore in 2012 and led the Huskers with 50 receptions for 863 yards and eight touchdowns. His 863 yards were the most by a Nebraska sophomore and rank No. 4 on the NU season chart. Bell topped 100 receiving yards three times in 2013, including a career-high nine catches for a career-high 136 yards against Minnesota. Bell earned first-team All-Big Ten honors from several outlets and was a second-team choice by the coaches and media panel.

Bell played in every game with 11 starts in 2011. He led Nebraska with 32 receptions for 461 yards and three touchdowns. He was just the second freshman to lead Nebraska in receptions and receiving yards, and his totals were the second-best ever for a Husker freshman. Bell redshirted in 2010.

### Career Stats

Year	G/S	No.	Yds.	Y/R	Y/G	Long	TDs
2010						Redshirt	
2011	13/11	32	461	14.4	35.5	50 vs. Washington	3
2012	14/14	50	863	17.3	61.6	74 at Ohio State	8
2013	13/12	52	577	11.1	44.4	42 at Minnesota	4
2014	13/12	47	788	16.8	60.6	73 vs. Minnesota	6
<b>Totals</b>	<b>53/49</b>	<b>181</b>	<b>2,689</b>	<b>14.9</b>	<b>50.8</b>	<b>74 at Ohio State</b>	<b>21</b>

**Rushing:** Career: 6 carries, 109 yards, 1 TD, 18.2 avg., long of 82 at Minnesota (2011)  
2013: 1 carry, 1 yard, 0 TD, 1.0 avg., long of 1 vs. South Dakota State  
2012: 2 carries, 8 yards, 0 TD, 4.0 avg., long of 7 vs. Southern Miss  
2011: 3 carries, 100 yards, 1 TD, 33.3 avg., long of 82 yards at Minnesota (TD)

**Kickoff Returns:** Career: 51 ret., 1,277 yards, 1 TD, 25.0 avg., long of 99 at Penn St. (2013)  
2014: 8 returns, 191 yards, 23.9 avg., long of 35 vs. McNeese State  
2013: 23 returns, 609 yards, 1 TD, 26.5 avg., long of 99 at Penn State (TD)  
2012: 14 returns, 325 yards, 0 TDs, 23.2 avg., long of 47 at UCLA  
2011: 6 returns, 152 yards, 0 TDs, 25.3 avg., long of 33 at Michigan

**Punt Returns:** 1 career punt return for 0 yards at Northwestern (10/20/12)

### Single-Game Highs

- » Receptions—9 vs. Minnesota (2012)
- » Receiving Yards—136 vs. Minnesota (2012)
- » Rushing Yards—82 at Minnesota (2011)
- » Touchdowns—2 three times
- » Kickoff Return Yards—99 at Penn State (2013)
- » All-Purpose Yards—178 at UCLA (2012)



# COREY COOPER

#6

Safety | 6-1 | 215 | Four Letters  
Maywood, Ill. | Proviso East HS

- » Honorable-Mention All-Big Ten (Media, 2014; Coaches, 2013)
- » Team Captain (2014)
- » First-Team All-Big Ten (BTN, 2013)
- » Academic All-Big Ten (2011)
- » Nebraska Scholar-Athlete Honor Roll (Spring, 2014)
- » Big 12 Commissioner's Spring Academic Honor Roll (2011)

Senior Corey Cooper finished an outstanding Nebraska career in 2014 as a leader of the Blackshirt defense. Cooper was a fixture in the starting lineup for his final two seasons and was one of five Husker captains for the 2014 campaign.

The 6-1, 215-pound Cooper was effective in both pass coverage and run support. His play helped the Nebraska defense rank among the nation's best in opponent completion percentage, pass efficiency defense and third-down defense.

Cooper started 12 games as a senior, missing only the regular-season finale at Iowa because of injury. He was third on the team with 73 tackles, including 46 solo stops. He had at least five tackles nine times, including a season-high 10 stops at Wisconsin. He also forced a pair of fumbles and had an interception.

Cooper's play earned him honorable-mention all-conference accolades from both the league's coaches and media. Cooper played in his 50th career game at Nebraska in the Holiday Bowl and made 29 career starts, including 25 of 26 games the past two seasons.

Cooper played the 2014 season as a graduate after earning his degree in ethnic studies last May.

## 2014 (Senior)

**Florida Atlantic:** Started at safety, but didn't record any stats. **McNeese State:** Totaled six tackles and notched NU's first turnover of the season with his second career interception on the last play of the game. **Fresno State:** Made three tackles in NU win. **Miami:** Second on team with eight tackles, including four solo stops. **Illinois:** Started and produced three tackles in the 45-14 win. **Michigan State:** Totaled five tackles, including three solo stops. **Northwestern:** Played in his 45th career game and made eight tackles... pushed his career total to 150 tackles. **Rutgers:** Produced six tackles in his 25th career start.

**Purdue:** Produced eight tackles, including his first TFL of the season... also notched his first break-up of the year. **Wisconsin:** Led the team with a season-high 10 tackles, including six solo stops... forced a pair of fumbles and also recorded his second TFL of the season. **Minnesota:** Made eight tackles, including four solo stops. **Iowa:** Did not play due to injury. **USC:** Capped his career with eight tackles vs. USC, including a team-high seven solo stops.

## Career

Cooper started all 13 games in 2013 and led the team with 91 tackles, including 52 solo stops. He earned honorable-mention All-Big Ten acclaim for his play. Cooper had one interception and made five tackles for loss, including a pair of sacks.

Cooper made at least seven tackles in seven games, including double-figure totals in four games, with a career-high 12 stops against UCLA.

Cooper played in all 14 games and had three starts in 2012, with much of his playing time in nickel and dime roles. Cooper had 17 tackles on the season, including eight solo stops. He had four tackles against both UCLA and Arkansas State. As a redshirt freshman in 2011, Cooper played in 11 games with a start at cornerback against Wyoming. He had nine tackles, including eight solo stops, with three tackles at Wyoming. Cooper redshirted in 2010.

## Career Stats

Year	G/S	Tackles				Sacks	Fum.			QB	
		UT	AT	TT	TFL		C-R	BK	PBU	INT	Hry.
2010		Redshirt									
2011	11/1	8	1	9	0-0	0-0	0	0	0	0	
2012	14/3	8	9	17	2-8	0.5-1	0-0	0	0	0	
2013	13/13	52	39	91	5-19	2.0-16	1-0	0	1	1	
2014	12/12	46	27	73	2-5	0.0-0	2-0	0	1	1	
<b>Totals</b>	<b>50/29</b>	<b>114</b>	<b>76</b>	<b>190</b>	<b>9-32</b>	<b>2.5-17</b>	<b>3-0</b>	<b>0</b>	<b>2</b>	<b>2</b>	

## Single-Game Highs

- » Tackles—12 vs. UCLA (2013)
- » Tackles for Loss—1 nine times
- » Sacks—1.0 twice



# JAKE COTTON

#68

Offensive Line | 6-6 | 305 | Four Letters  
Lincoln, Neb. | Southeast HS

- » 2014 Honorable-Mention All-Big Ten (Media, Coaches)
- » Academic All-Big Ten (2012, 2013, 2014)
- » Team Captain (2014)
- » Cletus Fischer Native Son Award Winner (2014)
- » Brook Berringer Citizenship Team (2014)
- » Tom Osborne Citizenship Team (2014)
- » Three-Time Nebraska Scholar-Athlete Honor Roll

Offensive guard Jake Cotton completed his Nebraska career with a standout 2014 season. A second generation Husker, Cotton had great success on and off the field during his time in the football program.

One of five senior captains in 2014, Cotton started all 13 games at left guard, teaming with tackle Alex Lewis to form a strong left side of the line. The Nebraska offensive line helped the Huskers run in the top 20 nationally in both rushing offense and scoring offense, while senior running back Ameer Abdullah became Nebraska's all-time leader in all-purpose yards while ranking second in career rushing yards. The line also helped Nebraska rank among the top offenses in protecting the passer in 2014.

Cotton was an honorable-mention all-conference pick by the media and coaches for his performance in 2014.

Cotton played in 32 games in his Nebraska career, while starting 24 of 26 games in his final two years. Cotton played his senior season as a graduate after earning his degree in history in August of 2014. A Lincoln native, Cotton earned academic All-Big Ten honors for three consecutive seasons.

## 2014 (Senior)

Cotton was a key part of an offensive line that powered several record-setting performances. The Nebraska offense opened the season with a Big Ten modern-era record of 784 yards of total offense, including 498 rushing yards. The line pounded the defenses of both Miami and Illinois as the Huskers rushed for 343 and 458 yards, respectively, and Ameer Abdullah topped 200 yards in both contests.

The line paved the way for Abdullah's fourth 200-yard rushing game of the season against Rutgers.

## Career

Cotton started 11 of 13 games at left guard, while missing two games because of injury. His play helped Nebraska average better than 215 rushing yards and 410 total yards per game. NU topped 250 rushing yards five times and I-back Ameer Abdullah rushed for 1,690 yards, the most by a Husker in 16 seasons.

Cotton played in five games as a sophomore in 2012, serving as a backup guard. Cotton played in three games in 2011 as a reserve tackle before being lost for the year with a knee injury. Cotton redshirted in his first season in 2010 and worked as a scout team defensive lineman.

## Career Stats

- » Games Played: 32 (3 in 2011, 5 in 2012, 11 in 2013; 13 in 2014)
- » Games Started: 24 (11 in 2013; 13 in 2014)



**TYLER  
EVANS**

#88

Wide Receiver | 6-1 | 195 | Three Letters  
Waverly, Neb. | Waverly HS

- » Three-Time Academic All-Big Ten (2011, 2012, 2013)
- » Five-Time Nebraska Scholar-Athlete Honor Roll
- » Big 12 Commissioner's Fall Academic Honor Roll (2010)
- » Big 12 Commissioner's Spring Academic Honor Roll (2011)
- » Brook Berringer Citizenship Team (2011, 2012, 2013, 2014)

Receiver Tyler Evans had his career cut short by injury, missing his senior season in 2014 after being placed on medical scholarship. Evans provided depth at receiver in his first three seasons in the Nebraska program. He also was a standout off the field earning academic All-Big Ten honors three times.

**2014 (Senior)**

Evans did not compete in his senior season because of injury.

**Career**

Evans played in three games as a reserve receiver and on special teams in 2013, but did not have any receptions. In 2012, he played in four games and had two catches for 27 yards, including a 26-yarder against Southern Miss and a one-yard catch vs. Idaho State. Evans appeared in Nebraska first two games against Chattanooga and Fresno State in 2011. He redshirted in 2010.

**Career Stats**

- » Games Played—9 (2 in 2011, 4 in 2012, 3 in 2013)
- » Receiving—2 receptions, 27 yards, long-26 (So. Miss), all in 2012

**JOEY  
FELICI**

#31

Cornerback | 5-9 | 175 | One Letter  
Omaha, Neb. | Millard South HS

- » Academic All-Big Ten (2014)
- » Six-Time Nebraska Scholar-Athlete Honor Roll
- » Two-Time Big 12 Commissioner's Academic Honor Roll
- » Brook Berringer Citizenship Team (2014)
- » Tom Osborne Citizenship Team (2014)

Joey Felici capped his Nebraska career in 2014 by earning a spot as a key performer on Nebraska's special teams coverage units. Felici's play helped Nebraska rank fourth in the Big Ten in net punting, while also being strong on kickoff coverage.

Felici played in all 13 games and was Nebraska's leading tackler on special teams. Felici was also one of 21 Huskers to earn a spot on the academic All-Big Ten team. Felici picked up his degree in business administration/management in December.

**2014 (Senior)**

Felici led Nebraska in special teams tackles while providing depth in the secondary. He made all 12 of his tackles on special teams, including five solo stops. Felici had two tackles against Rutgers and made single tackles in 10 games.

**Career**

Felici provided depth in the Nebraska secondary throughout his career. He played in one game in 2012. A walk-on performer, Felici redshirted in 2010.

**DEREK  
FOSTER**

#31

Cornerback | 5-11 | 185 | One Letter  
Elm Creek, Neb. | Elm Creek HS

- » Nebraska Scholar-Athlete Honor Roll (Fall 2011; Spring 2014)
- » Big 12 Commissioner's Spring Academic Honor Roll (2011)

Derek Foster completed his Nebraska career in 2014 as a reserve in the NU secondary. Foster did not play in a game during his Husker career, but was a valuable scout team performer throughout his career.

An Elm Creek, Neb., native Foster provided depth in the secondary as well as on special teams coverage units. Foster earned his degree in nutrition, exercise and health science in December.

**PAUL  
KELLY**

#61

Long Snapper | 6-1 | 255 | One Letter  
Davie, Fla. | Archbishop McCarthy HS

Paul Kelly was a late addition to the Nebraska roster in 2014, joining the Husker program the weekend of the season opener. Kelly graduated from Miami in May of 2014 and was able to transfer and play immediately for Nebraska.

Kelly shared snapping duties with Josh Faulkenberry in the second half of the season, handling snapping chores for PAT and field goal attempts.

**2014 (Senior)**

Kelly joined Nebraska just before the start of the season and played in seven games. He saw action at Fresno State, then handled snapping duties in the final five games. Kelly helped Nebraska hit on 15-of-22 field goals and all 60 PAT attempts this season.

**Career**

Before coming to Nebraska, Kelly saw action in 23 games at Miami in 2012 and 2013. A two-year letterwinner, Kelly was the team's primary short snapper in 2013. He played in 10 games in 2012 and earned the Hurricanes' Most Valuable Walk-On Award. Prior to playing at Miami, Kelly played defensive line at John Carroll University in Ohio.



# JOSH MITCHELL

## #5

Cornerback | 5-11 | 160 | Four Letters  
Corona, Calif. | Eleanor Roosevelt HS

- » 2014 Honorable-Mention All-Big Ten (Media, Coaches)
- » Academic All-Big Ten (2012, 2013, 2014)
- » Team Captain (2014)
- » Two-Time Nebraska Scholar-Athlete Honor Roll
- » Big 12 Commissioner's Fall Academic Honor Roll (2010)

Cornerback Josh Mitchell was one of Nebraska's team leaders in 2014, both emotionally and with his play in the Husker secondary. Mitchell was one of five senior captains and his play helped NU's defense excel against the pass.

The Corona, Calif., native and his secondary teammates helped NU rank among the nation's leaders in pass efficiency defense, opponent completion percentage and third-down defense. Just four of 13 opponents completed better than 50 percent of their pass attempts against NU in 2014.

Mitchell started all 13 games and finished the season with 39 tackles, including 33 solo stops. He added a pair of sacks for 14 yards, both coming against Purdue, and he had a 57-yard fumble return for a touchdown against Miami. Mitchell nabbed his only interception of the season in the Holiday Bowl against USC. He also led the team with 13 pass break-ups, pushing his career total to 25 PBU, good for eighth in school history.

Mitchell earned honorable-mention All-Big Ten recognition for his play in 2014. He was also named to the academic All-Big Ten team for the third straight season. Mitchell earned his degree in communication studies in December.

### 2014 (Senior)

**Florida Atlantic:** Tied a career high with two of Nebraska's five pass break-ups on the day. **McNeese State:** Recorded a pair of tackles and a pass break-up in the 31-24 win. **Fresno State:** Posted four solo tackles and tied his career high for the second time this season with two pass break-ups. **Miami:** Returned a fumble 57 yards for a touchdown in the third quarter to give Nebraska a 31-21 lead... was the first fumble return for a TD by a Husker since Austin Cassidy at Minnesota on Oct. 22, 2011... was the longest fumble return by a Husker since Ralph Brown had a 74-yard fumble return for a touchdown at Kansas State in 1998. **Illinois:** Produced four tackles in his 20th career start. **Michigan State:** Played in his 40th career game... notched four tackles and broke up a pair of passes for the third time this season. **Northwestern:** Produced four tackles for the fourth time this season. **Rutgers:** Produced a season-high five tackles and broke up one pass. **Purdue:** Had three pass breakups... increased his career pass break-up total to 23 to move into the top 10 on the NU career PBU list... also produced two sacks for 14 yards after entering the game with one career sack. **Wisconsin:** Tied a season-high with five tackles, all solo stops. **Minnesota:** Had a pair of tackles in his 45th career game to give him 100 career stops. **Iowa:** Recorded two tackles and his 12th pass break-up of the season. **USC:** Closed his career with his third career interception and first of 2014, marking his third career bowl takeaway... also broke up the 25th pass of his NU career... added two solo tackles.

### Career

Mitchell played in all 13 games in 2013 and made six starts at cornerback. His play helped Nebraska rank among the nation's top defenses against the pass. Mitchell had 31 total tackles, including 23 solo stops, and added four tackles for loss. He was second on the team with six pass breakups. Mitchell closed the year with a pair of takeaways against Georgia in the Gator Bowl, both setting up Husker touchdowns.

Mitchell played in 13 games in 2012 and made eight starts at cornerback. He had 28 tackles, including 20 solo stops, while adding two tackles for loss and a sack. Mitchell had five pass break-ups and had his first career interception against Idaho State. Mitchell had a career-high eight tackles in Nebraska's win over Wisconsin in Lincoln.

Mitchell played in eight games as a redshirt freshman in 2011, making a start against Washington. He had five tackles, while adding a pass break-up. Mitchell redshirted in his first season at Nebraska.

### 2014 Game by Game

Opponent	UT-AT-TT	TFL-Yds	PBUs
Florida Atlantic	0-0-0	0-0	2
McNeese St.	1-1-2	0-0	1
at Fresno St.	4-0-4	0-0	2
Miami	0-1-1	0-0	0
Illinois	4-0-4	0-0	0
at Michigan St.	3-1-4	0-0	2
at Northwestern	3-1-4	0-0	0
Rutgers	5-0-5	0-0	1
Purdue	3-1-4	2-14	3
at Wisconsin	5-0-5	0-0	0
Minnesota	1-1-2	0-0	0
at Iowa	2-0-2	0-0	1
vs. USC	2-0-2	0-0	1

### Career Stats

Year	G/S	Tackles				TFL	Sacks	Fum.			QB	
		UT	AT	TT	INT			C-R	BK	PBU	INT	Hry.
2010												
2011	8/1	2	3	5	0-0	0.0-0	0-0	0	1	0	0	
2012	13/8	21	8	29	2-6	1.0-1	1-0	0	5	1	0	
2013	13/6	23	8	31	4-7	0.0-0	0-0	0	6	1	2	
2014	13/13	33	6	39	2-14	2.0-14	0-1	0	13	1	0	
<b>Totals</b>	<b>47/28</b>	<b>79</b>	<b>25</b>	<b>104</b>	<b>8-27</b>	<b>3.0-15</b>	<b>1-1</b>	<b>0</b>	<b>25</b>	<b>3</b>	<b>2</b>	

### Single-Game Highs

- » Tackles—8 vs. Wisconsin (2012)
- » Pass Breakups—3 vs. Purdue (2014)
- » Interceptions—1, three times



# MIKE MOUDY

## #74

Offensive Line | 6-5 | 305 | Two Letters  
Castle Rock, Colo. | Douglas County HS

- » Academic All-Big Ten (2012, 2013, 2014)
- » Seven-Time Nebraska Scholar-Athlete Honor Roll
- » Brook Berringer Citizenship Team (2014)
- » Tom Osborne Citizenship Team (2014)
- » Big 12 Commissioner's Spring Academic Honor Roll (2011)

Offensive guard Mike Moudy was a mainstay in the Nebraska offensive line throughout the 2014 season. The Colorado native was one of three offensive linemen to start all 13 games, and his play has helped Nebraska rank among the top 20 nationally in rushing offense and scoring offense.

Moudy held down the right guard spot, teaming with fellow senior Jake Cotton to give the Huskers a reliable, veteran guard tandem. The group up front powered senior running back Ameer Abdullah's record-setting season, as he became NU's all-time leader in all-purpose yards, while ranking second in career rushing yards. The line also helped Nebraska rank among the top offenses in the Big Ten in protecting the quarterback.

Moudy continued to be a standout in the classroom in 2014, earning academic All-Big Ten honors for the third straight season. An English major, Moudy earned his degree in December.

### 2014 (Senior)

Moudy started all 13 games at right guard and was a key part of an offensive line that powered several record-setting performances. The Nebraska offense opened the season with a Big Ten modern-era record of 784 yards of total offense, including 498 rushing yards. The line pounded the defenses of both Miami and Illinois, as the Huskers rushed for 343 and 458 yards, respectively, and Ameer Abdullah topped 200 yards in both contests.

The line paved the way for Abdullah's fourth 200-yard rushing game of the season against Rutgers.

### Career

Moudy played in the first nine games in 2013, including three starts at right guard following an injury to Spencer Long. Moudy's play helped Abdullah rush for 1,690 yards, the most by a Husker in 16 seasons. Moudy missed the final four games with a knee injury.

Moudy was a reserve guard in 2012 and played in three games. He added depth in 2011, but did not play in a game. Moudy redshirted in his first season in the program in 2010.

### Career Stats

- » Games Played: 25 (3 in 2012; 9 in 2013; 13 in 2014)
- » Games Started: 16 (3 in 2013; 13 in 2014)



# MARK PELINI

## #56

Senior | Center | 6-0 | 290 | Three Letters  
Youngstown, Ohio | Cardinal Mooney HS

- » 2014 Rimington Trophy Watch List
- » 2014 Campbell Trophy Watch List
- » Academic All-Big Ten (2012, 2013, 2014)
- » Seven-Time Nebraska Scholar-Athlete Honor Roll
- » Brook Berringer Citizenship Team (2014)
- » Tom Osborne Citizenship Team (2014)
- » Big 12 Commissioner's Spring Academic Honor Roll (2011)

Center Mark Pelini held down the middle of the Nebraska offensive line throughout the 2014 season, starting the first 11 games. Pelini suffered a season-ending ankle injury early on Senior Day against Minnesota.

Pelini and his offensive line teammates were a key part of a Nebraska offense that ranked among the top 20 units nationally in scoring and rushing offense. The group up front powered senior running back Ameer Abdullah's record-setting season, as he became NU's all-time leader in all-purpose yards, while ranking second in career rushing yards. The line also helped Nebraska rank among the top offenses in the Big Ten in protecting the quarterback.

Pelini continued to be a standout on the academic side, earning academic All-Big Ten honors for the third straight season. A double major in history and mathematics, Pelini picked up his degree in December.

### 2014 (Senior)

Pelini started the first 11 games of the season at center and was a key part of an offensive line that powered several record-setting performances. The Nebraska offense opened the season with a Big Ten modern-era record of 784 yards of total offense, including 498 rushing yards. The line pounded the defenses of both Miami and Illinois as the Huskers rushed for 343 and 458 yards, respectively, and Ameer Abdullah topped 200 yards in both contests.

The line paved the way for Abdullah's fourth 200-yard rushing game of the season against Rutgers.

### Career

Pelini played in 13 games at center in 2013, including two starts late in the year when injuries hit the line. His play helped Ameer Abdullah rush for 1,690 yards, the most by a Husker in 16 seasons. Pelini played in seven games in 2012, including significant action in the final three games after an injury to starting center Justin Jackson. Pelini provided depth at center in 2011, but did not play in a game. A walk-on, he redshirted in his first season in 2010.

### Career Stats

- » Games Played—30 (7 in 2012; 12 in 2013; 11 in 2014)
- » Games Started—13 (2 in 2013; 11 in 2014)



# TREVOR ROACH

## #43

Linebacker | 6-2 | 235 | Three Letters  
Elkhorn, Neb. | Elkhorn HS

- » Academic All-Big Ten (2011, 2012, 2014)
- » Six-Time Nebraska Scholar-Athlete Honor Roll
- » Brook Berringer Citizenship Team (2014)
- » Tom Osborne Citizenship Team (2014)
- » Nebraska Student-Athlete HERO Leadership Award (2014)
- » Big 12 Commissioner's Fall Academic Honor Roll (2010)
- » Big 12 Commissioner's Spring Academic Honor Roll (2011)

Linebacker Trevor Roach had an outstanding senior season, taking over the starting MIKE linebacker role at mid-season and ranking among the Blackshirts' top tacklers. Roach played in every regular-season game and started the final six games of the 2014 campaign. He missed the Holiday Bowl because of a foot injury.

His play as a senior capped a successful career for Roach on and off the field. A former walk-on, Roach was a factor for the NU defense throughout his career. Roach finished 2014 with 63 tackles, including 32 solo stops and seven tackles for loss. He added a sack, two fumble recoveries and a fumble caused.

Roach had at least six tackles five times, including 18 tackles at Michigan State, the most for any Husker defender in 2014. Roach also had four tackles for loss against the Spartans, the most for a Nebraska player last season.

Off the field, Roach continued to excel. He earned Academic All-Big Ten honors for the third straight season. Roach earned his degree in finance/management in December.

### 2014 (Senior)

**Florida Atlantic:** Returned to the field after missing all of 2013 with injury... totaled four tackles, including a TFL... added a pass break-up and a QB hurry. **McNeese State:** Saw time off the bench but didn't record any stats. **Fresno State:** Made three tackles, all solo stops, off the bench. **Miami:** Recorded six tackles off the bench and forced a fumble of Duke Johnson in the third quarter that was returned for a touchdown by Josh Mitchell. **Illinois:** Saw time off the bench and made one tackle. **Michigan State:** Made his first career start and finished with a career-high 18 tackles, bettering his seven tackles against Tennessee-Chattanooga in the 2011 season opener... also had a career-high four TFLs for nine yards. **Northwestern:** Led NU in tackles for the second straight game with 10 stops... notched his first sack of the year, a seven-yard loss. **Rutgers:** Produced six tackles, including a TFL... added his second pass break-up of the season. **Purdue:** Started and notched one tackle. **Wisconsin:** Recorded three tackles and forced one of Wisconsin's four fumbles. **Minnesota:** Recorded three tackles against the Gophers. **Iowa:** Finished third on the team with eight tackles... also recovered a fumble and notched his second QB hurry of the season. **USC:** Did not play because of injury.

### 2014 Game by Game

Opponent	UT-AT-TT	TFL-Yds	Sack-Yds
Florida Atlantic	4-0-4	1-1	0-0-0
McNeese St.	0-0-0	0-0	0-0-0
at Fresno St.	3-0-3	0-0	0-0-0
Miami	5-1-6	0-0	0-0-0
Illinois	1-0-1	0-0	0-0-0
at Michigan St.	9-9-18	4-9	0-0-0
at Northwestern	4-6-10	1-7	1-0-7
Rutgers	1-5-6	1-1	0-0-0
Purdue	0-1-1	0-0	0-0-0
at Wisconsin	2-1-3	0-0	0-0-0
Minnesota	1-2-3	0-0	0-0-0
at Iowa	2-6-8	0-0	0-0-0
vs. USC	Injured—Did Not Play		

### Career

Roach missed the 2013 season because of injury. He played in six games in 2012, and made five tackles, including three against Idaho State and two in a win over Minnesota. Roach played in five games in 2011, and had seven tackles and two tackles for loss, all in the opener against Chattanooga. Roach redshirted and worked on the scout team in 2010.

### Career Stats

Year	G/S	Tackles					Sacks	Fum. C-R	BK	PBU	INT	QB Hry.
		UT	AT	TT	TFL	Fum.						
2010		Redshirt										
2011	5/0	2	5	7	2-3	0.0-0	0-0	0	0	0	0	1
2012	5/0	1	4	5	1-1	0.5-1	0-0	0	0	0	0	0
2013		Injured										
2014	12/6	32	31	63	7-18	1.0-7	1-2	0	2	0	2	2
<b>Totals</b>	<b>22/6</b>	<b>35</b>	<b>40</b>	<b>75</b>	<b>10-22</b>	<b>1.5-8</b>	<b>1-2</b>	<b>0</b>	<b>2</b>	<b>0</b>	<b>2</b>	<b>3</b>

### Single-Game Highs

- » Tackles: 18 at Michigan State (2014)
- » Tackles for Loss: 4 at Michigan State (2014)
- » Sacks: 1.0 at Northwestern (2014)



# AUSTIN WILLIAMS #24

Linebacker | 6-0 | 200 | Three Letters  
Omaha, Neb. | Burke HS

- » Academic All-Big Ten (2014)
- » Nebraska Scholar-Athlete Honor Roll (Fall 2012)
- » Brook Berringer Citizenship Team (2014)
- » Tom Osborne Citizenship Team (2014)
- » Big 12 Commissioner's Spring Academic Honor Roll (2011)

Austin Williams was one of the Huskers' core special teams players for each of the past three seasons. A walk-on from Omaha, Williams excelled on kickoff coverage, helping the Huskers rank among the top units in the Big Ten in that category. Williams also provided depth at linebacker for the Blackshirt defense.

Williams earned his degree in finance in December. He was an academic All-Big Ten selection in 2014.

## 2014 (Senior)

Williams played in all 13 games and finished with 13 tackles, including seven solo stops. Eight of Williams' tackles came on kickoff coverage, with four tackles at Iowa, including three unassisted stops. Williams capped his career with four tackles on defense, three unassisted, in the Holiday Bowl against USC. He also had one tackle on defense against Florida Atlantic.

## Career

Williams played in 10 games in 2013, and made a tackle on kickoff coverage at Penn State, forcing a fumble on the play. He added a tackle on special teams against Georgia. Williams saw action in 13 games on special teams and as a reserve linebacker in 2012. He made four tackles. Prior to moving to linebacker, Williams spent the 2011 season as a reserve defensive back, but did not play in a game. Williams redshirted in 2010.

## Career Starts

- » Games Played—36 (13 in 2012; 10 in 2013; 13 in 2014)
- » Tackles—19 (4 in 2012; 2 in 2013; 13 in 2014)

# NFL DRAFT EARLY ENTRANT



# RANDY GREGORY #4

Defensive End | 6-6 | 245 | Two Letters  
Fishers, Ind. | Hamilton Southeastern HS | Arizona Western CC

- » 2014 Second-Team All-American (FWAA)
- » 2014 Third-Team All-American (AP)
- » 2014 First-Team All-Big Ten (Media, Coaches)
- » 2014 Walter Camp Player of the Year Watch List
- » 2014 Lombardi Award Watch List
- » 2014 Chuck Bednarik Award Semifinalist (1 of 20)
- » 2014 Nagurski Trophy Watch List
- » 2014 Lott IMPACT Quarterfinalist (1 of 20)
- » Lott IMPACT Player of the Week (Miami, 2014)
- » 2013 National Sophomore Defensive Player of the Year (CollegeFootballNews.com)
- » 2013 First-Team All-Big Ten (Coaches, Media, BTN)
- » Big Ten Defensive Player of the Week (vs. Michigan, 2013)
- » Most Sacks by a First-Year Husker (10.5, 2013)
- » Ted Hendricks Award Watch List (1 of 18, 2013)
- » Nebraska Defensive MVP (2013)

Defensive end Randy Gregory battled through an injury-plagued 2014 season to once again be one of the Big Ten's most disruptive defensive forces. The 6-6, 245-pound Gregory earned first-team All-Big Ten honors for the second straight season for his play.

Gregory missed two games during the 2014 season, and saw very limited action in two others. Despite missing significant time, Gregory finished with 54 tackles, including a team-high seven sacks for 67 yards in losses. Gregory was third on the team with 10 tackles for loss and led the Huskers with 16 quarterback hurries.

Gregory had a knack for finding the football. In addition to his sacks, Gregory had an interception at Michigan State, forced a fumble and blocked a pair of field goals. His second blocked kick against Minnesota was returned by Nate Gerry for a touchdown.

With his seven sacks in 2014, Gregory increased his career sack total to 17.5, good for ninth on the NU career sacks list. Gregory is the only player on the list with less than three seasons in a Nebraska uniform.

Following the 2014 season, Gregory chose to enter the NFL Draft, forgoing his final season of collegiate eligibility.

## 2014 (Junior)

**Florida Atlantic:** Started, but left the game in the first quarter with an injury and didn't return. **McNeese State:** Didn't play due to injury. **Fresno State:** Returned to the starting lineup after missing a game due to injury... posted three tackles, all solo stops, in limited playing time. **Miami:** Ranked third on the team with seven tackles, including a pair of sacks for 25 yards... pair of TFLs pushed his career total to 21 for 126 yards. **Illinois:** Finished with 2.5 sacks for 17 yards... increased his career sack total to 15. **Michigan State:** Produced seven tackles in a game for the third time this season... had a first-quarter interception marking his first interception of the season and the second

## 2014 Game by Game

Opponent	UT-AT-TT	TFL-Yds	Sack-Yds
Florida Atlantic	0-0-0	0-0	0-0-0
McNeese St.	--Did Not Play--		
at Fresno St.	3-0-3	0-0	0-0-0
Miami	2-5-7	2-25	2.0-25
Illinois	5-2-7	3-17	2.5-17
at Michigan St.	1-6-7	1-1	0.0-0
at Northwestern	2-2-4	0-0	0.0-0
Rutgers	2-3-5	1-12	1.0-12
Purdue	2-2-4	0-0	0.0-0
at Wisconsin	2-3-5	2-4	0.5-3
Minnesota	2-6-8	1-10	1.0-10
at Iowa	--Did Not Play--		
vs. USC	2-2-4	0-0	0-0

of his career. **Northwestern:** Produced four tackles and notched a career-best two pass break-ups. **Rutgers:** Blocked a second-quarter Rutgers field goal, marking Nebraska's first blocked field goal since Josh Williams blocked a Tennessee-Chattanooga field goal in 2011... recorded a 12-yard sack in the third quarter to give him 5.5 sacks this season and 16 in his career... finished the day with five total tackles and two quarterback hurries in addition to his sack and blocked field goal. **Purdue:** Had three QB hurries... also had four tackles and a pass breakup. **Wisconsin:** Split a third-quarter sack, giving him a team-leading 6.0 sacks this season and 16.5 in his career... **Minnesota:** Blocked a second-quarter field goal, his second of the season and the fourth blocked kick by Nebraska in the past four games (2 FG, 2 punt)... had a 10-yard sack... was his team-high seventh sack of the year and gives him 17.5 career sacks... finished the day with a season-best eight tackles. **Iowa:** Did not play due to injury. **USC:** Capped the season with four tackles, including two solo stops.

## Career

Gregory burst onto the scene at Nebraska after joining the program from the junior-college ranks. Gregory started 10 of 13 games and was a first-team all-conference selection in 2013 after a dominant season as a pass rusher.

Gregory finished the year with 10.5 sacks for 69 yards and racked up 19 tackles for loss, totaling 101 yards. Gregory had at least one sack in seven of the final eight games, and made at least one tackle for loss in the season's final 12 games. His 10.5 sacks ranked 15th nationally and were 2.5 more than any other Big Ten player. Gregory registered 9.0 of his sacks in Big Ten Conference play.

Gregory had at least five tackles eight times on the season and finished with 66 total tackles, including 40 solo stops. He led the team with 18 quarterback hurries and had a 33-yard interception return for a touchdown against South Dakota State. Gregory had a season-high three sacks at Michigan and added two sacks at Purdue, including one for a safety.

## Career Stats

Year	G/S	Tackles					Sacks	Fum.			QB	
		UT	AT	TT	TFL	C-R		BK	PBU	INT	Hry.	
2013	13/10	40	26	66	19-101	10.5-69	0-1	0	1	1	18	
2014	11/10	23	31	54	10-69	7.0-67	1-0	2	3	1	16	
<b>Totals</b>	<b>24/20</b>	<b>63</b>	<b>57</b>	<b>120</b>	<b>29-170</b>	<b>17.5-136</b>	<b>1-1</b>	<b>2</b>	<b>4</b>	<b>1</b>	<b>34</b>	

## Single-Game Highs

- » Tackles—8 five times
- » Solo Tackles—5 three times
- » Tackles for Loss—4 at Michigan (2013)
- » Sacks—3.0 at Michigan (2013)

# SERIES RECORDS VS. 2015 OPPONENTS

## BYU SERIES

**Games:** first meeting

**Series Notes:** This will mark the first-ever meeting between the two schools. The game will mark Nebraska's first contest against a Division I independent since taking on then-independent Troy in the 2003 season.

## SOUTH ALABAMA SERIES

**Games:** first meeting

**Series Notes:** Nebraska will meet the Jaguars for the first time in school history. South Alabama is in its seventh season with a football program in 2015 and made the transition to the FBS ranks in 2012. The Jaguars played in their first bowl game in 2014.

## MIAMI SERIES

**Games:** 11

**Standing:** Nebraska leads, 6-5

**At Lincoln:** Nebraska leads, 4-0

**At Memorial Stadium:** Nebraska leads, 4-0

**At Miami:** Miami leads, 4-1

**At Neutral Sites:** Series tied, 1-1

**Current win streak (start):** Nebraska, one game (2014)

Date	Site	Rank		Result	Score
		NU/UM	UM/NU		
11/30/1951	Miami	/		L	7-19
10/17/1953	Lincoln	/		W	20-16
12/15/1962	New York*	/		W	36-34
10/4/1975	Lincoln	4/		W	31-16
10/2/1976	Lincoln	2/		W	17-9
1/2/1984	Miami**	1/5		L	30-31
1/2/1989	Miami**	6/2		L	3-23
1/1/1992	Miami**	11/1		L	0-22
1/1/1995	Miami**	1/3		W	24-17
1/3/2002	Pasadena#	4/1		L	14-37
9/20/2014	Lincoln	24/		W	41-31

\*-Gotham Bowl ; \*\*-Orange Bowl; #-Rose Bowl

Series scoring	Total	Average
Nebraska	223	20.3
Miami	255	23.2

**Highest NU score:** 41 in 2014 (41-31)

**Widest NU margin:** 15 in 1975 (31-16)

**Highest UM score:** 37 in 2001 (14-37)

**Highest-scoring game:** 72 in 2014 (NU 41, UM 31)

**Longest NU win streak:** Four games, 1953-1976

**Longest UM win streak:** Three games, 1983-91

**Shutouts by (last time):** NU, none, UM, 1991 (0-22)

**Series Notes:** Nebraska and Miami will meet in Florida for the first time in the regular season since 1951. Last year's meeting in Lincoln was the first regular-season matchup between the schools since 1976. The teams have met 11 times overall with six of the matchups coming in bowl games, including five between 1983 and 2001. The winner of four of those five games won at least a share of the national championship. Nebraska has won all four meetings in Lincoln, while Miami holds a 4-1 advantage in Miami, with including a 3-1 edge in four Orange Bowl matchups between 1983 and 1994. At least one of the two teams was ranked in the top four in the seven straight meetings between the schools (1975-2001), and the series has featured four games in which both teams were ranked in the top six in the Associated Press Poll. Nebraska (twice) or Miami (twice) has been ranked No. 1 in the AP poll in four of the past six meetings. In addition to four meetings in the Orange Bowl, Nebraska and Miami also met in the 1962 Gotham Bowl in New York City and played for a national championship in the Rose Bowl following the 2001 season.

## SOUTHERN MISS SERIES

**Games:** 5

**Standing:** Nebraska leads, 4-1

**At Lincoln:** Nebraska leads, 3-1

**At Memorial Stadium:** Nebraska leads, 3-1

**At Hattiesburg:** Nebraska leads, 1-0

**Current win streak (start):** Nebraska, two games (2012)

Date	Site	Rank		Result	Score
		NU/USM	USM/NU		
9/18/1999	Lincoln	4/		W	20-13
9/25/2003	Hattiesburg	15/		W	38-14
9/11/2014	Lincoln	/		L	17-21
9/1/2012	Lincoln	17/		W	49-20
9/7/2013	Lincoln	22/		W	56-13

Series scoring	Total	Average
Nebraska	180	36.0
Southern Miss	81	16.2

**Highest NU score:** 56 in 2013 (56-13)

**Widest NU margin:** 43 in 2013 (56-13)

**Highest USM score:** 21 in 2004 (21-17)

**Widest USM margin:** 4 in 2004 (21-17)

**Highest-scoring game:** 69 in 2012 and 2013 (NU 49-20; NU 56-13)

**Longest NU win streak:** Two games, twice

**Longest USM win streak:** One game, 2014

**Series Notes:** The 2015 matchup is the third in a three-game series between 2012 and 2015, and the sixth overall meeting between the schools. Each of the three games in the current three-game series has been played in Lincoln, although the 2013 meeting was originally scheduled for Hattiesburg. Nebraska had 632 yards in the season opener against Southern Miss in 2012, the third-most ever for NU in a season opener. Nebraska and Southern Miss also met three times between 1999 and 2004, with NU winning two of the three matchups. Southern Miss' 2004 win in Lincoln was NU's first non-conference home setback in 13 seasons.

## ILLINOIS SERIES

**Games:** 12

**Standing:** Nebraska leads, 9-2-1

**At Lincoln:** Nebraska leads, 7-1-0

**At Memorial Stadium:** Nebraska leads, 3-1-0

**At Champaign:** Nebraska leads, 2-1-1

**Current win streak (start):** Nebraska, four games (1985)

Date	Site	Rank		Result	Score
		NU/ILL	ILL/NU		
10/24/1892	Lincoln	/		W	6-0
11/26/1903	Lincoln	/		W	16-0
11/24/1904	Lincoln	/		W	16-10
11/30/1905	Lincoln	/		W	24-6
10/6/1923	Champaign	/		L	7-24
10/4/1924	Lincoln	/		L	6-9
10/3/1925	Champaign	/		W	14-0
9/26/1953	Champaign	/		T	21-21
9/21/1985	Lincoln	18/		W	52-25
9/20/1986	Champaign	6/		W	59-14
10/5/2013	Lincoln	/		W	39-19
9/27/2014	Lincoln	21/		W	45-14

Series scoring	Total	Average
Nebraska	305	25.4
Illinois	142	11.8

**Highest NU score:** 59 in 1986 (59-14)

**Widest NU margin:** 45 in 1986 (59-14)

**Highest ILL score:** 25 in 1985 (52-25)

**Widest ILL margin:** 17 in 1923 (24-7)

**Highest-scoring game:** 77 in 1985 (NU 52, ILL 25)

**Lowest-scoring game:** 6 in 1892 (NU 6, ILL 0)

**Longest NU win streak:** four games, twice

**Longest ILL win streak:** two games, 1923-24

**Shutouts by (last time):** NU 3 (1925), ILL none

**Series Notes:** The 2015 meeting will mark Nebraska's first visit to Illinois since a victory in Champaign in 1986, and NU's first trip to Illinois for a Big Ten Conference game. Nebraska has won the first two meetings as Big Ten foes, winning 39-19 in 2013 and 45-14 in 2014, with both games in Lincoln. This year's matchup marks the third straight season the schools have opened Big Ten play against each other. The schools now play every year as both are members of the Big Ten's West Division. Prior to the past two seasons, the only other meetings since 1953 came in 1985 and 1986 when the Huskers easily won both ends of a home-and-home series. One of the more memorable wins in the first half-century of Nebraska football was a 14-0 victory over Red Grange and the Illini on Oct. 3, 1925. It was the only time in Grange's career that he was held scoreless in a home game. NU's second-ever meeting with a Big Ten school came against Illinois with a 6-0 victory on Oct. 24, 1892. NU opened the series with four straight wins in Lincoln from 1892 to 1905. Illinois has never been ranked at game time in 12 meetings with NU.

## WISCONSIN SERIES

**Games:** 9

**Standing:** Wisconsin leads, 4-4-0

**At Lincoln:** Nebraska leads, 3-0-0

**At Memorial Stadium:** Nebraska leads, 3-0-0

**At Madison:** Wisconsin leads, 3-1-0

**At Neutral Sites:** Wisconsin leads, 2-0-0

**Current win streak (start):** Wisconsin, two games (2012)

Date	Site	Rank		Result	Score
		NU/WIS	WIS/NU		
11/2/1901	Milwaukee	/		L	0-18
10/9/1965	Lincoln	2/		W	37-0
10/8/1966	Madison	7/		W	31-3
9/29/1973	Lincoln	2/		W	20-16
9/21/1974	Madison	4/		L	20-21
10/1/2011	Madison	8/7		L	17-48
9/29/2012	Lincoln	22/		W	30-27
12/1/2012	Indianapolis*	14/		L	31-70
11/15/2014	Madison	11/22		L	24-59

\*Big Ten Championship Game

Series scoring	Total	Average
Nebraska	210	23.3
Wisconsin	262	29.1

**Highest NU score:** 37 in 1965 (37-0)

**Widest NU margin:** 37 in 1965 (37-0)

**Highest WIS score:** 70 in 2012 (70-31)

**Widest WIS margin:** 39 in 2012 (70-31)

**Highest-scoring game:** 101 in 2012 (WIS 70, NU 31)

**Longest NU win streak:** Three games, 1965-66, 1973

**Longest WIS win streak:** Two games, twice

**Shutouts by (last time):** NU 1 (1965), WIS 1 (1901)

**Series Notes:** Nebraska and Wisconsin will be playing for the Freedom Trophy for the second season, a new trophy that debuted for the 2014 matchup in Camp Randall Stadium. The schools now meet every year as members of the Big Ten West Division. One of the two schools has played in the Big Ten Championship game each of the first four years of the league title game. Nebraska played its first-ever game as a member of the Big Ten Conference at Camp Randall Stadium against Wisconsin on Oct. 1, 2011. The teams met twice in 2012. In the regular-season meeting in Lincoln, Nebraska posted the second-largest comeback in school history, twice rallying from a 17-point deficit for a 30-27 victory. Wisconsin defeated Nebraska 70-31 in the Big Ten title game at Lucas Oil Stadium in Indianapolis. The Badgers have won three of four games as Big Ten foes, after winning in Madison in 2014. Nebraska has been ranked in the top 25 in each of the last eight meetings with the Badgers, including five times in the top 10 from 1965 to 2011. Wisconsin won the first meeting between the two teams, 18-0, on Nov. 2, 1901. The Huskers reeled off three straight wins from 1965 to 1973 by a combined margin of 88-19. The first two meetings came under NU Hall of Fame Coach Bob Devaney, who led his 1965 Huskers to a



37-0 shutout of the Badgers. Nebraska completed a series sweep one year later with a 31-3 victory in Madison. Current Wisconsin A.D. Barry Alvarez was a linebacker on those two NU teams. The two teams met again in Lincoln in 1973, when No. 2 NU, under first-year head coach Tom Osborne, escaped with a 20-16 win. In the final meeting as non-league foes in 1974, Nebraska was edged 21-20 by the Badgers.

### MINNESOTA SERIES

**Games:** 55  
**Standing:** Minnesota leads, 31-22-2  
**At Lincoln:** Nebraska leads, 10-9  
**At Memorial Stadium:** Nebraska leads, 9-8  
**At Minneapolis:** Minnesota leads, 21-12-2  
**At Neutral Sites:** Minnesota leads, 1-0  
**Current win streak (start):** Minnesota, two games (2013)

Date	Site	Rank		Result	Score
		NU/UM	UM/NU		
11/29/1900	Lincoln	/		L	12-20
10/12/1901	Minneapolis	/		L	0-19
10/18/1902	Minneapolis	/		W	6-0
10/29/1904	Minneapolis	/		L	12-16
11/18/1905	Minneapolis	/		L	0-35
11/3/1906	Minneapolis	/		L	0-13
10/19/1907	Minneapolis	/		L	5-8
10/17/1908	Minneapolis	/	T	0-0	
10/16/1909	Omaha	/		L	0-14
10/15/1910	Minneapolis	/		L	0-27
10/21/1911	Minneapolis	/		L	3-21
10/19/1912	Minneapolis	/		L	0-13
10/18/1913	Lincoln	/		W	7-0
10/18/1919	Minneapolis	/	T	6-6	
10/15/1932	Minneapolis	/		L	6-7
10/3/1934	Minneapolis	/		L	0-20
10/12/1935	Lincoln	/		L	7-12
10/10/1936	Minneapolis	/		L	0-7
10/2/1937	Lincoln	/		W	14-9
10/1/1938	Minneapolis	/		L	7-16
10/7/1939	Lincoln	/		W	6-0
10/5/1940	Minneapolis	/		L	7-13
11/8/1941	Minneapolis	/2		L	0-9
10/17/1942	Lincoln	/14		L	2-15
10/2/1943	Minneapolis	/		L	0-54
9/30/1944	Minneapolis	/		L	0-39
10/6/1945	Lincoln	/		L	7-61
9/28/1946	Minneapolis	/		L	6-33
10/4/1947	Lincoln	/		L	13-28
10/2/1948	Minneapolis	/		L	13-39
10/1/1949	Lincoln	/		L	6-28
10/7/1950	Minneapolis	/		W	32-26
10/20/1951	Minneapolis	/		L	20-39
11/15/1952	Lincoln	/		L	7-13
9/25/1954	Minneapolis	/		L	7-19
9/26/1959	Minneapolis	/		W	32-12
9/24/1960	Lincoln	12/		L	14-26
9/28/1963	Minneapolis	/		W	14-7
9/26/1964	Minneapolis	/		W	26-21
9/30/1967	Lincoln	7/		W	7-0
9/28/1968	Minneapolis	9/17		W	17-14
10/4/1969	Minneapolis	/		W	42-14
10/3/1970	Minneapolis	6/		W	35-10
9/18/1971	Lincoln	1/		W	35-7
3/30/1972	Lincoln	7/		W	49-0
10/6/1973	Minneapolis	2/		W	48-7
10/5/1974	Lincoln	6/		W	54-0
9/17/1983	Minneapolis	1/		W	84-13
9/15/1984	Lincoln	1/		W	38-7
9/23/1989	Minneapolis	3/		W	48-0
9/22/1990	Lincoln	8/		W	56-0
10/22/2011	Minneapolis	13/		W	41-14
11/17/2012	Lincoln	16/		W	38-14
10/26/2013	Minneapolis	/		L	23-34
11/22/2014	Lincoln	21/		L	24-28

Series scoring	Total	Average
Nebraska	936	17.0
Minnesota	907	16.5

**Highest NU score:** 84 in 1983  
**Widest NU margin:** 71 (84-13) in 1983  
**Highest UM score:** 61 in 1945 (61-7)  
**Widest UM margin:** 54 (61-7) in 1945  
**Highest-scoring game:** 97 in 1983 (NU 84, UM 13)  
**Scoreless tie:** 1908  
**Longest NU win streak:** 16 games, 1963-2012  
**Longest UM win streak:** 10 games, 1940-49  
**Shutouts by (last time):** NU 9 (1990), UM 12 (1944)

**Series Notes:** Minnesota won for the second straight season in 2014, posting its first win in Lincoln since 1960. The Gophers ended Nebraska's 16-game win streak in the series with a 2013 victory in Minneapolis. The Gopher win ended a streak that dated back to the 1963 season, and included lopsided NU wins in the first two meetings as Big Ten opponents. The Huskers won 41-14 in Minneapolis in 2011 and 38-14 in Lincoln in 2012. In the 2011 win, Nebraska scored the first 34 points, giving Nebraska 145 consecutive points against the Gophers in three consecutive meetings. Before joining the Big Ten, Minnesota was Nebraska's most frequent opponent from the conference. NU posted back-to-back shutouts in the final two meetings in non-league games (1989, 1990), winning by a combined margin of 104-0. Although Nebraska put together a 16-game win streak, Minnesota leads the all-time series, 31-22-2. The first 14 of the wins in the Nebraska 16-game streak came under Hall of Fame coaches Bob Devaney and Tom Osborne by a combined score of 553-100. NU was 8-0 against the Gophers under Devaney (225-73) and 6-0 under Osborne (328-27). Nebraska posted five shutouts in the winning streak. Nebraska defeated the Gophers for eight consecutive seasons from 1967 to 1974, including NU national championship seasons in 1970 (35-10 at Minneapolis) and 1971 (35-7 in Lincoln). Minnesota's 1960 national championship team posted a 26-14 win over Bill Jennings' Huskers in Lincoln in the Gophers' previous victory in the series. The Gophers also beat the Huskers on their way to AP national titles in 1936 (7-0, Minneapolis), 1940 (13-7, Minneapolis) and 1941 (9-0, Minneapolis). Minnesota has never played Nebraska as the nation's No. 1 team, while the Huskers have entered the game with Minnesota as the AP No. 1 on three occasions (1971, 1983, 1984). In 1968, both teams were ranked at game time (NU 9, UM 17) for the only time in series history. Nebraska's 84 points against Minnesota in 1983 are the most scored by the Huskers during the modern era (since WW II). The 1983 offense racked up 790 total offensive yards - the third-highest total in school history, including 595 rushing yards. In the first 37 games in the series, which dates to 1900, Minnesota posted a 29-6-2 record and shut out the Huskers 12 times. The Gophers' last shutout came in 1941, which marked the second win in a 10-game winning streak by Minnesota. NU is 10-9 all-time against Minnesota in Lincoln, including 9-8 at Memorial Stadium.

### NORTHWESTERN SERIES

**Games:** 8  
**Standing:** Nebraska leads, 6-2-0  
**At Lincoln:** Nebraska leads, 3-1-0  
**At Memorial Stadium:** Nebraska leads, 2-1-0  
**At Evanston:** Nebraska leads, 2-1-0  
**At Neutral Site:** Nebraska leads, 1-0-0  
**Current win streak (start):** Nebraska, three games (2012)

Date	Site	Rank		Result	Score
		NU/NW	NW/NU		
11/27/1902	Lincoln	/		W	12-0
10/3/1931	Evanston	/		L	7-19
9/28/1974	Lincoln	10/		W	49-7
12/30/2000	San Antonio*	9/18		W	66-17
11/5/2011	Lincoln	9/		L	25-28
10/20/2012	Evanston	/		W	29-28
11/2/2013	Lincoln	/		W	27-24
10/18/2014	Evanston	19/		W	38-17

Series scoring	Total	Average
Nebraska	271	33.9
Northwestern	140	17.5

**Highest NU score:** 66 in 2000 (66-17)  
**Widest NU margin:** 49 in 2000 (66-17)  
**Highest NW score:** 28 in 2011 (28-25), 2012 (28-29)  
**Widest NW margin:** 12 in 1931 (19-7)  
**Highest-scoring game:** 83 in 2000 (NU 66, NW 17)  
**Lowest-scoring game:** 12 (NU 12, NW 0, in 1902)  
**Longest NU win streak:** 3 games, twice (2012-14)  
**Shutouts by (last time):** NU 1 (1902)

**Series Notes:** Nebraska and Northwestern will continue to meet each season as members of the Big Ten West Division. In 2014, the Huskers won the third straight matchup, outscoring the Wildcats 24-0 after halftime to post a 38-17 victory. The first three meetings as Big Ten opponents (2011-13) provided Nebraska's closest game each season (3, 1 and 3 points). Nebraska rallied from fourth-quarter deficits in both 2012 and 2013, including winning on a Hail Mary pass at Memorial Stadium in 2013. The Hail Mary game-winning TD was the first such play in Nebraska history. Nebraska won 29-28 at Evanston in 2012, rallying from a 12-point fourth-quarter deficit. The comeback tied the largest fourth-quarter comeback in Nebraska history. Northwestern upset No. 9 Nebraska, 28-25, in Lincoln in 2011 in the first meeting as Big Ten opponents. The Huskers defeated Northwestern 66-17 in the 2000 Alamo Bowl. The game marked the highest point total by the Huskers in a bowl game. Nebraska's Dan Alexander rushed for 240 yards and two touchdowns to establish the Husker bowl game rushing record. Nebraska has been ranked in the AP top 10 in three of the last six meetings. Nebraska won the first meeting in series history, 12-0, in Lincoln on Nov. 27, 1902—the only shutout in series history. Northwestern posted a 19-7 victory in the first meeting between the two schools in Evanston on Oct. 3, 1931.

### PURDUE SERIES

**Games:** 3  
**Standing:** Nebraska leads, 2-1-0  
**At Lincoln:** Nebraska leads, 1-0-0  
**At Memorial Stadium:** Nebraska leads, 1-0-0  
**At West Lafayette:** Series tied, 1-1-0  
**Current win streak (start):** Nebraska, two games (2014)

Date	Site	Rank		Result	Score
		NU/PU	PU/NU		
9/27/1958	West Lafayette	/		L	0-28
10/12/2013	West Lafayette	/		W	44-7
11/1/2014	Lincoln	17/		W	35-14

**Highest NU score:** 44 in 2013 (44-7)  
**Widest NU margin:** 37 in 2013 (44-7)  
**Highest PU score:** 28 in 1958 (28-0)  
**Widest PU margin:** 28 in 1958 (28-0)  
**Highest-scoring game:** 51 in 2013 (NU 44-7)  
**Shutouts by (last time):** NU none, Purdue 1 (1958)

**Series Notes:** Nebraska and Purdue met for the first time in Lincoln in 2014, with the Huskers posting a 21-point victory. Prior to their first meeting as Big Ten foes in 2013, the schools had not met since 1958, when the Boilmakers shut out NU, 28-0, in West Lafayette. The schools are now scheduled to play every season as members of the Big Ten West Division.



## MICHIGAN STATE SERIES

Games: 9

**Standing:** Nebraska leads, 7-2-0

**At Lincoln:** Nebraska leads, 4-1-0

**At Memorial Stadium:** Nebraska leads, 2-1-0

**At East Lansing:** Nebraska leads, 2-1-0

**At Neutral Sites:** Nebraska leads, 1-0-0

**Current win streak (start):** Michigan State, two games (2013)

Date	Site	Rank		
		NU/MSU	Result	Score
10/24/1914	Lincoln	/	W	24-0
11/20/1920	Lincoln	/	W	35-7
9/9/1995	East Lansing	2/	W	50-10
9/7/1996	Lincoln	1/	W	55-14
12/29/2003	San Antonio*	22/	W	17-3
10/29/2011	Lincoln	13/9	W	24-3
11/3/2012	East Lansing	21/	W	28-24
11/16/2013	Lincoln	/14	L	28-41
10/4/2014	East Lansing	19/10	L	22-27

\*Alamo Bowl

Series scoring	Total	Average
Nebraska	283	31.4
Michigan State	129	14.3

**Highest NU score:** 55 in 1996

**Widest NU margin:** 41 in 1996 (55-14)

**Highest MSU score:** 41 in 2013 (28-41)

**Widest MSU margin:** 13 in 2013 (28-41)

**Highest-scoring game:** 69 in 1996, 2013

**Longest NU win streak:** Seven games, 1914-2012

**Longest MSU win streak:** Two games, 2013-14

**Shutouts by (last time):** NU 1 (1914), MSU none

**Series Notes:** MSU has posted its first two victories the past two seasons, including a five-point win at East Lansing in 2014. Nebraska trailed by 24 points heading into the fourth quarter in 2014, but a furious rally gave NU a chance to win before the Spartans held on. The schools were in the same division from 2011 to 2013, but now are in opposite divisions of the Big Ten. NU and MSU will meet this fall as cross-division opponents, but are then scheduled to meet only one time between 2016 and 2019. Nebraska's rally from a 10-point fourth-quarter deficit marked one of four second-half double-digit comebacks in 2012. The Spartans were held to 14 or fewer points in each of the first six meetings, including three points in consecutive meetings in 2003 and 2011. NU's win over No. 9 Michigan State in 2011 marked the second straight year the Huskers defeated a top-10 team in Lincoln. Second-ranked Nebraska posted a 50-10 victory at Michigan State in 1995, in the Huskers' first trip to East Lansing.

## RUTGERS SERIES

Games: 2

**Standing:** Nebraska leads, 2-0-0

**At Lincoln:** Nebraska leads, 1-0-0

**At Memorial Stadium:** Nebraska leads, 1-0-0

**At Neutral Site:** Nebraska leads, 1-0-0

**Current win streak (start):** Nebraska, two games (1920)

Date	Site	Rank		
		NU/RU	Result	Score
11/2/1920	New York City	/	W	28-0
10/25/2014	Lincoln	16/	W	42-24

Series scoring	Total	Average
Nebraska	70	35.0
Michigan State	24	12.0

**Highest NU score:** 42 in 2014 (42-24)

**Widest NU margin:** 28 in 1920 (28-0)

**Highest Rutgers score:** 24 in 2014 (24-42)

**Highest-scoring game:** 66 in 2014 (NU 42-24)

**Shutouts by (last time):** NU 1 (1920)

**Series Notes:** Nebraska and Rutgers meet for the second time as Big Ten opponents in 2015 in Piscataway, N.J. Prior to last year's meeting in Lincoln, the schools had not met since a 28-0 NU win at the New York Polo Grounds in 1920. The schools are in opposite Big Ten divisions, but are meet as cross-over opponents in 2015. The teams are scheduled to play just once between 2016 and 2019.

## IOWA SERIES

Games: 45

**Standing:** Nebraska leads, 29-13-3

**At Lincoln:** Nebraska leads, 14-3-1

**At Memorial Stadium:** Nebraska leads, 11-2-0

**At Iowa City:** Nebraska leads, 10-6-0

**At Neutral Sites:** 4-4-2 (Omaha 3-3-2, Council Bluffs 1-1-0)

**Current win streak (start):** Nebraska, one game (2014)

Date	Site	Rank		
		NU/IOWA	Result	Score
11/26/1891	Omaha	/	L	0-22
11/24/1892	Omaha	/	T	10-10
11/30/1893	Omaha	/	W	20-18
11/29/1894	Omaha	/	W	36-0
11/28/1895	Omaha	/	W	6-0
11/26/1896	Omaha	/	T	0-0
11/28/1896	Omaha	/	L	0-6
11/25/1897	Council Bluffs	/	W	6-0
11/24/1898	Council Bluffs	/	L	5-6
11/4/1899	Omaha	/	L	0-30
10/31/1903	Iowa City	/	W	17-6
11/5/1904	Lincoln	/	W	17-6
10/31/1908	Iowa City	/	W	11-8
10/23/1909	Lincoln	/	T	6-6
11/22/1913	Lincoln	/	W	12-0
11/21/1914	Iowa City	/	W	16-7
11/20/1915	Lincoln	/	W	52-7
11/26/1916	Iowa City	/	W	34-17
10/13/1917	Lincoln	/	W	47-0
10/5/1918	Lincoln	/	L	0-12
10/4/1919	Iowa City	/	L	0-18
11/22/1930	Iowa City	/	L	7-12
11/7/1931	Lincoln	/	W	7-0
11/5/1932	Iowa City	/	W	14-13
11/25/1933	Lincoln	/	W	7-6
10/13/1934	Lincoln	/	W	14-13
11/20/1937	Lincoln	11/	W	28-0
11/19/1938	Iowa City	/	W	14-0
11/9/1940	Lincoln	12/	W	14-6
11/22/1941	Lincoln	/	W	14-13
9/26/1942	Iowa City	/	L	0-27
11/20/1943	Lincoln	/	L	13-33
11/4/1944	Iowa City	/	L	6-27
11/24/1945	Lincoln	/	W	13-6
10/12/1946	Iowa City	/	L	7-21
9/22/1979	Iowa City	7/	W	24-21
9/20/1980	Lincoln	6/	W	57-0
9/12/1981	Iowa City	7/	L	7-10
9/11/1982	Lincoln	3/	W	42-7
9/4/1999	Iowa City	5/	W	42-7
9/23/2000	Lincoln	1/	W	42-13
11/25/2011	Lincoln	21/	W	20-7
11/23/2012	Iowa City	17/	W	13-7
11/29/2013	Lincoln	/	L	17-38
11/28/2014	Iowa City	/	W	37-34 (ot)

Series scoring	Total	Average
Nebraska	754	16.8
Iowa	493	11.0

**Highest NU score:** 57 in 1980

**Widest NU margin:** 57 in 1980 (57-0)

**Highest Iowa score:** 38 in 2013 (17-38)

**Widest Iowa margin:** 30 in 1899 (30-0)

**Highest-scoring game:** 71 in 2014 (NU 37, IOWA 34)

**Scoreless tie:** 1896

**Longest NU win streak:** eight games, 1931-41

**Longest Iowa win streak:** three games, 1918-30 and 1942-44

**Shutouts by (last time):** NU 10 (1980), Iowa 7 (1942)

**Series Notes:** Nebraska and Iowa began the Heroes Game tradition, with the first meeting as Big Ten opponents in 2011. In 2014, Nebraska rallied from a 17-point second-half deficit, tying the largest road comeback in school history. The Huskers prevailed 37-34 in overtime, giving NU an 8-1 all-time record in OT games. Nebraska won the first two games as Big Ten foes, winning 20-7 in Lincoln in 2011 and 13-7 at Iowa City in 2012. The Hawkeyes ended NU's five-game winning streak in the series with a 38-17 win at Memorial Stadium in 2013, the most points Iowa has scored in 44 meetings with the Huskers.

The teams have met on the day after Thanksgiving the past four seasons, and are scheduled to do so through at least 2019. Nebraska has played on the Friday after Thanksgiving each of the past 25 years. No. 1 Nebraska rolled to a 42-13 win at Memorial Stadium in 2000 in the final non-conference meeting, a year after the No. 5 Huskers cruised to a 42-7 victory in Iowa City in 1999. NU had been ranked at game time in each of the previous eight meetings before 2013. The Huskers were 7-1 in those contests, suffering a 10-7 defeat to the Hawkeyes on Sept. 12, 1981. Nebraska held the Hawkeyes to 13 or fewer points in seven straight matchups from 1980 through 2012. NU is 14-3-1 all-time against Iowa in Lincoln, including 11-2 at Memorial Stadium. The first true home game in the series was played at Iowa City on Oct. 31, 1903, with Nebraska coming away with a 17-6 win. The previous 10 meetings had come on neutral fields in the Omaha/Council Bluffs area with the two teams battling to a 4-4-2 deadlock. Iowa has never been ranked at game time with the Huskers.

## OTHER BIG TEN SERIES

### INDIANA SERIES

**Next Scheduled Meetings:** Oct. 15, 2016 in Bloomington;

Oct. 26, 2019 in Lincoln

Games: 19

**Standing:** Indiana leads, 9-7-3

**At Lincoln:** Indiana leads, 7-5-2

**At Memorial Stadium:** Indiana leads, 7-5-2

**At Bloomington:** Series tied, 2-2-1

**Current win streak (start):** Nebraska, four games (1975)

Date	Site	Rank		
		NU/IND	Result	Score
10/17/1936	Lincoln	/	W	13-9
10/30/1937	Lincoln	11/	W	7-0
10/15/1938	Lincoln	/	T	0-0
9/30/1939	Bloomington	/	T	7-7
10/12/1940	Lincoln	/	W	13-7
10/18/1941	Lincoln	15/	L	13-21
10/10/1942	Lincoln	/	L	0-12
10/9/1943	Lincoln	/	L	13-54
10/14/1944	Bloomington	/19t	L	0-54
10/13/1945	Bloomington	/8	L	14-54
10/26/1946	Lincoln	/	L	7-27
9/27/1947	Lincoln	/	L	0-17
9/30/1950	Lincoln	/	T	20-20
10/20/1956	Lincoln	/	L	14-19
10/17/1959	Lincoln	/	L	7-23
9/20/1975	Lincoln	6/	W	45-0
9/18/1976	Bloomington	8/	W	45-13
10/1/1977	Bloomington	11/	W	31-13
9/30/1978	Bloomington	12/	W	69-17

Series scoring	Total	Average
Nebraska	318	16.7
Indiana	367	19.3

**Highest NU score:** 69 in 1978 (69-17)

**Widest NU margin:** 52 in 1978 (69-17)

**Highest IND score:** 54 in 1943, 1944, and 1945

**Widest IND margin:** 54 in 1944 (54-0)

**Highest-scoring game:** 86 in 1978 (NU 69-17)

**Scoreless tie:** 1938

**Longest NU win streak:** four games, 1975-present

**Longest IND win streak:** seven games, 1941-47

**Longest IND unbeaten streak:** 10 games, 1941-59

**Shutouts by (last time):** NU 3 (1975), IND 4 (1947)

**Series Notes:** Indiana and Nebraska have not met as Big Ten foes in the Huskers' first four seasons in the conference, and are not scheduled to meet until 2016. Nebraska will travel to Bloomington in 2016, with Indiana heading to Lincoln in 2019. When NU joined the Big Ten, the two schools were originally scheduled to meet for the first time in 2015, but will not play until 2016 with the East-West division setup



and subsequent scheduling changes. The Huskers have won four straight games in the series, but the teams have not met since 1978. All four of those meetings came under Coach Tom Osborne, and the Huskers posted a combined margin of 190-43. Those victories snapped a 10-game NU winless streak in the series that dated back to a 13-7 win over Indiana at Memorial Stadium in 1940. Fourteen of the 19 games in the series have been played in Lincoln, as the Hoosiers have made more visits to Memorial Stadium than any other Big Ten team. They have also enjoyed more success, posting a 7-5-2 record in their trips to Nebraska. In fact, from 1940 to 1959, Indiana went 7-0-1 at Memorial Stadium.

### MARYLAND SERIES

Schools Have Never Met  
**Scheduled Meetings:** Nov. 19, 2016 in Lincoln; Nov. 23, 2019 in College Park, Md.

### MICHIGAN SERIES

**Next Scheduled Meeting:** Sept. 22, 2018 in Ann Arbor  
**Games:** 9  
**Standing:** Series tied, 4-4-1  
**At Lincoln:** Nebraska leads, 1-0-1  
**At Memorial Stadium:** Nebraska leads, 1-0-0  
**At Ann Arbor:** Michigan leads, 3-2-0  
**At Neutral Sites:** Series tied, 1-1-0  
**Current win streak (start):** Nebraska, two games (2012-13)

Date	Site	Rank NU/MICH	Result	Score
10/21/1905	Ann Arbor	/	L	0-31
11/25/1911	Lincoln	/	T	6-6
10/27/1917	Ann Arbor	/	L	0-20
9/29/1962	Ann Arbor	/	W	25-13
1/1/1986	Tempe*	7/5	L	23-27
12/28/2005	San Antonio**/20		W	32-28
11/19/2011	Ann Arbor	17/20	L	17-45
10/27/2012	Lincoln	/20	W	23-9
11/9/2013	Ann Arbor	/	W	17-13

Series scoring	Total	Average
Nebraska	143	15.9
Michigan	192	21.3

**Highest NU score:** 32 in 2005  
**Widest NU margin:** 14 (23-9) in 2012  
**Highest MICH score:** 31 in 1905  
**Widest MICH margin:** 31 (31-0) in 1905  
**Highest-scoring game:** 60 in 2005 (NU 32, MICH 28)  
**Lowest-scoring game:** 12 in 1911 (NU 6, MICH 6)  
**Longest NU win streak:** two games, 2012-13  
**Longest MICH win streak:** one game, 1905, 1917, 1986, 2011  
**Shutouts by (last time):** NU none, MICH 2 (1917)

**Series Notes:** Nebraska and Michigan are not scheduled to meet in the next three seasons with the Big Ten's new East-West divisional setup. The Huskers won back-to-back games in 2012 and 2013, giving NU the first winning streak in the nine-game series between the schools. Nebraska allowed just one Michigan touchdown in winning the past two meetings. The 2012 game in Lincoln was Michigan's first trip to Lincoln in 101 years and the first-ever game between the schools at Memorial Stadium. Michigan's only other trip to Lincoln came on Nov. 25, 1911, when the teams battled to a 6-6 tie. The 2011 game was the first regular-season meeting between the two teams since first-year Nebraska head coach Bob Devaney led the Cornhuskers to a 25-13 victory over the Wolverines in Ann Arbor on Sept. 29, 1962. Between 1962 and 2011, the two traditional powerhouses split a pair of bowl matchups, with No. 5 Michigan defeating No. 7 Nebraska, 27-23, on Jan. 1, 1986, in the Fiesta Bowl following the 1985 regular season. The Huskers knocked off No. 20 Michigan, 32-28, in the largest bowl comeback in NU history in the 2005 Alamo Bowl.

### OHIO STATE SERIES

**Next Scheduled Meetings:** Nov. 5, 2016 in Columbus; Oct. 14, 2017 in Lincoln; Sept. 28, 2019 in Lincoln  
**Games:** 4  
**Standing:** Ohio State leads, 3-1  
**At Lincoln:** Nebraska leads, 1-0  
**At Memorial Stadium:** Nebraska leads, 1-0  
**At Columbus:** Ohio State leads, 3-0  
**At Ohio Stadium:** Ohio State leads, 2-0  
**Current win streak (start):** Ohio State, one game (2012)

Date	Site	Rank NU/OSU	Result	Score
9/24/1955	Columbus	/6	L	20-28
9/29/1956	Columbus	/8	L	7-34
10/8/2011	Lincoln	14/	W	34-27
10/6/2012	Columbus	21/12	L	38-63

Series scoring	Total	Average
Nebraska	99	24.8
Ohio State	152	38.0

**Highest NU score:** 38 in 2012  
**Widest NU margin:** 7 in 2011 (34-27)  
**Highest OSU score:** 63 in 2012  
**Widest OSU margin:** 27 (34-7) in 1956  
**Highest-scoring game:** 101 in 2012 (OSU 63, NU 38)  
**Longest NU win streak:** One game, 2011  
**Longest OSU win streak:** Two games, 1955-56

**Series Notes:** Nebraska played host to Ohio State in its first-ever Big Ten home game on Oct. 8, 2011. Nebraska traveled to Columbus in 2012, the first meeting in Ohio Stadium in 56 years. The teams will not meet in 2015, before matching up three times in four seasons between 2016 and 2019. Nebraska rallied from a 27-6 deficit for a 34-27 victory in 2011, marking the largest comeback in school history. The Buckeyes won the first two games in the series, a pair of meetings in the mid-1950s in Columbus, Ohio. In the first meeting, the No. 6 Buckeyes worked their way to a 28-20 victory over a Bill Glassford-coached Cornhusker club. In the only other meeting, Michigan grad Pete Elliott led his only Nebraska team to Ohio State in a 34-7 loss to the No. 8 Buckeyes.

### PENN STATE SERIES

**Next Scheduled Meeting:** Nov. 18, 2017 in State College  
**Games:** 16  
**Standing:** Nebraska leads, 9-7  
**At Lincoln:** Nebraska leads, 5-2  
**At Memorial Stadium:** Nebraska leads, 5-2  
**At State College:** Penn State leads, 5-3  
**At Neutral Sites:** Nebraska leads 1-0  
**Current win streak (start):** Nebraska, four games (2003)

Date	Site	Rank NU/PSU	Result	Score
11/6/1920	State College	/	L	0-20
10/15/1949	State College	/	L	7-22
10/21/1950	Lincoln	/	W	19-0
10/13/1951	Lincoln	/	L	7-15
10/18/1952	State College	/19	L	0-10
9/20/1958	Lincoln	/	W	14-7
9/29/1979	Lincoln	6/18	W	42-17
9/27/1980	State College	3/11	W	21-7
9/26/1981	Lincoln	15/3	L	24-30
9/25/1982	State College	2/8	L	24-27
8/29/1983	E. Rutherford*1/4		W	44-6
9/14/2002	State College	8/	L	7-40
9/13/2003	Lincoln	18/	W	18-10
11/12/2011	State College	19/12	W	17-14
11/10/2012	Lincoln	18/	W	32-23
11/23/2013	State College	/	W	23-20 (ot)

\*Kickoff Classic

Series scoring	Total	Average
Nebraska	299	18.7
Penn State	268	16.8

**Highest NU score:** 44 in 1983 (44-6)  
**Widest NU margin:** 38 in 1983 (44-6)  
**Highest PSU score:** 40 in 2002 (40-7)  
**Widest PSU margin:** 33 in 2002 (40-7)  
**Highest scoring game:** 59 in 1979 (NU 42, PSU 17)  
**Longest NU win streak:** Four games, 2003-present  
**Longest PSU win streak:** Two games, three times  
**Shutouts by (last time):** NU 1 (1950), PSU 2 (1952)

**Series Notes:** NU and Penn State met as protected division cross-over foes from 2011 to 2013, but are not scheduled to meet again until 2017 with the current East-West division setup. Nebraska has won all three meetings as Big Ten foes and has an overall four-game win streak to take a 9-7 series lead. Nebraska improved to 7-1 all-time in overtime games with its 2013 win in Happy Valley. The Huskers trailed 20-6 at halftime in 2012, before outscoring PSU 26-3 in the second half, including 12-0 in the fourth quarter of a 32-23 victory. NU's 17-14 win at Penn State in 2011 came in the first game in 46 seasons without Joe Paterno as the Nittany Lions' head coach. Both teams entered the game nationally ranked in five straight meetings between 1979 and 1983, with NU winning three of the five games. In 1979, No. 6 Nebraska rolled to a 42-17 win over No. 18 Penn State at Memorial Stadium. The following season, the No. 3 Huskers produced their first victory at Beaver Stadium with a 21-7 victory over the No. 18 Nittany Lions. In 1981, No. 3 PSU avenged the loss with a 30-24 victory at Memorial Stadium. The next season in Happy Valley, No. 2 Nebraska dropped a 27-24 decision to a Nittany Lion team that went on to win the national title. In 1983, No. 1 NU opened the season with a 44-6 victory over No. 4 Penn State in Kickoff Classic in East Rutherford, N.J. Penn State won four of the first five meetings in the series, including a pair of shutouts in State College in 1920 and 1952. NU claimed its first win with a 19-0 shutout at Memorial Stadium on Oct. 21, 1950.

**Note:** All rankings listed are from the AP Poll.