

NEBRASKA

**NEBRASKA
CORNHUSKERS**
(0-2, 0-1 BIG)



**NORTHERN ILLINOIS
HUSKIES**
(1-1, 0-0 MAC)

SATURDAY, SEPT. 16 • 6 P.M. CT • LINCOLN, NEB. • MEMORIAL STADIUM • FIELDTURF

After a two-game road trip to open the season, Nebraska opens its 2023 home season on Saturday night when the Huskers play host to Northern Illinois at Memorial Stadium. Kickoff between the Huskers and Huskies is set for shortly after 6 p.m. CT. The game will be televised on FS1 and the radio broadcast can be heard on the Huskers Radio Network, Huskers.com and the official Huskers App.

Nebraska's Sept. 16 home opener is the latest in the calendar for the Huskers since they opened their 1981 home schedule on Sept. 19 (excluding 2020 Covid season). The home opener begins a celebration of the 100th anniversary of Memorial Stadium in 2023. Nebraska began playing its home games at Memorial Stadium in 1923 and has won nearly 75 percent of its home games in the historic venue over the past century. Included in that is a 77-19-4 record in home openers at Memorial Stadium.

Nebraska enters Saturday's matchup with an 0-2 record following a 36-14 loss at then-No. 22 Colorado on Saturday. The Huskers and Buffs were scoreless for the game's first 25 minutes before the Buffs scored 13 points in the final 4:20 of the first half to take control. Nebraska pulled within six midway through the third quarter but could get no closer. Colorado capitalized on Nebraska miscues, with 17 of its points coming off of Husker turnovers.

Northern Illinois heads to Lincoln with a 1-1 record following a 14-11 loss against Southern Illinois on Saturday in DeKalb, Ill. Like Nebraska, a big factor in the loss was in the turnover department, as the Huskies were -3 in the loss to Southern Illinois. The Huskies had opened the season with an impressive 27-24 overtime victory at Boston College on Sept. 2.

THIS WEEK'S NUMBERS

5

Saturday's game between Nebraska and Northern Illinois will be the fifth matchup between the two schools, with all five contests at Memorial Stadium. Nebraska holds a 3-1 edge, most recently posting a 44-8 victory in 2019.

8

Nebraska's defense registered eight sacks last Saturday at Colorado. The eight sacks are the most by the Husker defense since Nebraska had nine sacks in the 2009 Big 12 Championship Game against Texas.

100

Nebraska is celebrating the 100th anniversary of Memorial Stadium throughout its 2023 home season. The first game played at Memorial Stadium took place on Oct. 13, 1923.

2023 NEBRASKA FOOTBALL SCHEDULE

Aug. 31	@ Minnesota*	FOX	L, 13-10	Defense limits Gophers to 3.6 yards per play
Sept. 9	@ #22 Colorado	FOX	L, 36-14	Four turnovers costly in road loss in Boulder
Sept. 16	Northern Illinois	FS1	6 p.m.	Latest home opener since the 1981 season
Sept. 23	Louisiana Tech	BTN	TBA	NU is 7-0 vs. current Conference USA teams
Sept. 30	Michigan*	TBA	TBA	Wolverines make 4th all-time trip to Lincoln
Oct. 6	@ Illinois*	7 p.m.	FS1	Teams are playing for the 11th straight year
Oct. 21	Northwestern*	TBA	TBA	100 Years of Memorial Stadium celebration
Oct. 28	Purdue*	TBA	TBA	4 of last 6 games decided by 6 points or less
Nov. 4	@ Michigan St.*	TBA	TBA	Last 4 meetings decided by a total of 12 points
Nov. 11	Maryland*	TBA	TBA	3rd all-time meeting between the schools
Nov. 18	@ Wisconsin*	TBA	TBA	"Freedom Trophy" game since 2014
Nov. 24	Iowa*	11 a.m.	CBS	Huskers' 34th straight "Black Friday" game

All times Central; Home games in **bold**; *Big Ten Conference game

NEBRASKA

- **2023 Record:** 0-2, 0-1
- **Last Game:** at Colorado, L 36-14
- **Streak:** Lost 2
- **AP Rank:** Not Ranked
- **Coaches Rank:** Not Ranked
- **Head Coach:** Matt Rhule
- **Nebraska Record:** 0-2 (1st year)
- **Collegiate Record:** 47-45 (8th year)
- **Record vs. Northern Illinois:** 0-0

NORTHERN ILLINOIS

- **2023 Record:** 1-1
- **Last Game:** vs. Southern Illinois (L, 14-11)
- **Streak:** Lost 1
- **AP Rank:** Not Ranked
- **Coaches Rank:** Not Ranked
- **Head Coach:** Thomas Hammock
- **NIU Record:** 18-28 (5th year)
- **Career Record:** same
- **Record vs. Nebraska:** 0-1

SERIES HISTORY

- **All-Time Series:** Nebraska leads, 3-1
- **At Lincoln:** Nebraska leads, 3-1
- **Last Game:** Nebraska 44-8 (2019)
- **Win Streak:** Nebraska, 1 game

TV INFORMATION



Play-by-Play: Jeff Levering
Analyst: Mark Helfrich
Fox Sports App

HUSKERS RADIO NETWORK



Play-by-Play: Greg Sharpe
Analyst: Damon Benning
Sidelines: Jessica Coody
Pre/Post-Game Shows: Matt Coatney,
Jessica Coody & Ben McLaughlin

SPANISH BROADCAST

Announcers: Kike Morales,
Oscar Monterroso & Hannah Bassham
Huskers.com & Huskers App

NEBRASKA COMMUNICATIONS

CREDENTIAL REQUESTS

To request a credential for home games visit:
<http://www.huskers.com/media>

FOOTBALL CONTACTS

Associate A.D./Comm.....Keith Mann
 Phone 402-472-0237
 E-Mail kmann@huskers.com

Sr. Assoc. Comm. Dir.....Shamus McKnight
 Phone 402-472-7772
 E-Mail smcknight@huskers.com

Associate Director.....Matt Smith
 Phone 402-472-7780
 E-Mail msmith@huskers.com

Admin. Assoc. (Credentials) ... Vicki Capazo
 Phone 402-472-2263
 E-Mail vcapazo@huskers.com

MAILING ADDRESS

One Memorial Stadium
 P.O. Box 880123
 Lincoln, NE 68588-0123
 (402) 472-2263
 sportsinfo@huskers.com

Shipping Address: 600 Stadium Drive

NORMAL WEEK AVAILABILITY

MONDAY

Coach Rhule will be available at a Noon press conference. Live video will be available for free through Nebraska's social media accounts and on Huskers.com. A complete video and transcript will be made available to media in the afternoon. West Stadium, Level 6 to start the season.

TUESDAY

Approximately 6-8 selected players will be available after morning practice (approximately Noon). Level 6, West Stadium. Rhule or a Husker assistant coach will appear on the Nebraska Football Radio Hour at 7 p.m.

WEDNESDAY.

Offensive Coordinator Marcus Satterfield, Defensive Coordinator Tony White, 1-2 selected players and potential selected assistant coaches available before evening practice (approximately 3:15 p.m.).

THURSDAY

Coach Rhule available after morning practice (approximately 10:45 a.m.)

FRIDAY

No media availability.

SATURDAY

Coach Rhule and requested players will be available post-game in the Hawks Center interview room for home games and in a designated area for road games.

GENERAL MEDIA POLICIES

All player and coach interviews must be arranged at least one day in advance through the Nebraska Communications Office. To request an interview, contact Keith Mann, Shamus McKnight or Matt Smith. All post-practice interviews will be conducted on the North Stadium concourse or the Hawks Center interview room. Interviews will not be conducted in the weight room, Student Life Complex, training room, hallways or the tunnel leading from the locker room to the field. The Nebraska locker room, training room and football office meeting rooms are **OFF LIMITS** to the media.

Student-athlete cell phone numbers will **NOT** be given to the media, and media should not contact or message student-athletes directly through social media platforms. **PRACTICES ARE CLOSED** to the media and to the general public during the season.

After all games, Nebraska's **LOCKER ROOM IS CLOSED**. Head Coach Matt Rhule and requested players will be brought to the postgame interview room after a brief cooling off period. If postgame interviews are being conducted in the strength complex of the Osborne Athletic Complex, media are asked to wait to set up equipment until the conclusion of halftime. On the road, Coach Rhule and requested players will be brought to the designated interview area. **NO INTERVIEWS** will be conducted on the field as the players are returning to the locker room.

MEDIA MAY NOT PROVIDE LIVE COVERAGE OF ANY PRESS CONFERENCE ON ANY DIGITAL PLATFORM OR WEBSITE.

PHONE INTERVIEWS

Media wishing to try to arrange a phone interview with Coach Rhule may contact Keith Mann for availability. Please contact the Communications Office as far in advance as possible. Out-of-town media requesting phone interviews with players should contact Keith Mann or Shamus McKnight with those requests, preferably on Sundays, but no later than 10 a.m. (Central) on Monday of game week. Other than rare exceptions, these interviews will take place on Tuesday or Wednesday.

NEBRASKA FOOTBALL PHOTO REQUESTS

Contact the Nebraska Communications office to request historical photos, facility photos, action photos and head shots.

HUSKERS.COM & COLLEGE PRESSBOX.COM

Huskers.com is the official site of Nebraska Athletics and includes updated stats, game notes, depth charts and extensive quotes and audio and video from Nebraska's Monday press conference. A PDF version of the 2023 Nebraska Media Guide is available on Huskers.com.

Collegepressbox.com is the official media website for Division I football. Access and download game notes, quotes, statistics, media guides, headshots, logos and more for all FBS schools, conferences, postseason games, awards and the College Football Playoff. For access, please register for an account at collegepressbox.com/register.

GAME CREDENTIALS

Media may request credentials for home games at Huskers.com/media. Follow the steps on the website to complete the application. You will receive an e-mail confirming your application and an approval/denial e-mail. Contact Vicki Capazo at (402) 472-2263 with questions. Photo ID will be required to access the stadium on game day and the name on your photo ID and credential must match. Single-game credentials will not be mailed and must be picked up on game day at media will call. Single-game parking passes will be mailed to media.

HUSKERS RADIO NETWORK

The Huskers Radio Network brings Nebraska football to fans across the nation and the world. A list of affiliates can be found at Huskers.com/listen, and all radio broadcasts are available live on Huskers.com and the Official Husker App. Additionally, a Spanish-language broadcast will be available live on Huskers.com for every game of the 2023 season.

MONDAY, SEPT. 11	TUESDAY, SEPT. 12	WEDNESDAY, SEPT. 13	THURSDAY, SEPT. 14	FRIDAY, SEPT. 15	SATURDAY, SEPT. 16
OFF DAY No Practice Noon • Head Coach Matt Rhule Press Conference, Level 6 West Stadium	PRACTICE Morning Practice Approximately Noon-12:45 p.m. • Selected players available on West 6	PRACTICE Evening Practice Approximately 3:15 p.m.: • Assistant Coaches • Selected players Hawks Media Room	PRACTICE Morning Practice Available after practice approx. 10:45 a.m.: • Coach Rhule Hawks Media Room	PRACTICE Morning Practice NO MEDIA ACCESS	GAME DAY Nebraska vs. Northern Illinois 6:10 p.m. CT (FS1)
	NEBRASKA FOOTBALL RADIO SHOW • 6-7 p.m., Josh Martin				POST-GAME Available after game: • Coach Rhule • Selected players

NEBRASKA VS. NORTHERN ILLINOIS SERIES HISTORY

DATE	SITE	NEB RANK	NIU RANK	RESULT	SCORE
9/9/1989	Lincoln	4	NR	Won	48-17
9/8/1990	Lincoln	10	NR	Won	60-14
9/16/2017	Lincoln	NR	NR	Lost	17-21
9/14/2019	Lincoln	NR	NR	Won	44-8

SERIES HISTORY: NEBRASKA VS. NORTHERN ILLINOIS

Nebraska and Northern Illinois will meet for the fifth time in program history on Saturday night in Lincoln. The Huskers hold a 3-1 edge with all four games being played at Memorial Stadium.

- Nebraska rushed for better than 400 yards in each of the first two series meetings in 1989 and 1990.
- The Huskers won the most recent meeting between team teams in 2019, with a 44-8 victory. Ironically, that game also followed a Husker trip to Boulder to play Colorado.
- Northern Illinois' lone victory in the series was in 2017, with the Huskies escaping Lincoln with a 21-17 victory on the strength of two defensive touchdowns.
- Nebraska has a 7-1 all-time record against current members of the Mid-American Conference, with the lone setback the 2017 loss to the Huskies. Nebraska's most recent game against a MAC opponent was a 28-3 win over Buffalo in 2021.

HUSKERS IN HOME OPENERS

Nebraska plays the first of seven 2023 home games at Memorial Stadium on Saturday night after opening the season with road games at Minnesota and Colorado.

- This is the first time Nebraska has opened with a pair of road games since 1995. The Sept. 16 home opener is the latest in the calendar since the 1981 season. (excluding 2020 Covid season)
- The Huskers have won their past four home openers and 35 of its past 37 home openers at Memorial Stadium.

UNDER THE LIGHTS IN LINCOLN

Nebraska will host its first night game of the 2023 season on Saturday, hosting the NIU Huskies under the Memorial Stadium lights.

- Nebraska has a history of success in night games at Memorial Stadium. The Huskers are 49-10 all-time in home night games since the first prime-time game at Memorial Stadium in 1986.
- Nebraska has won its past 12 night games at Memorial Stadium against non-conference opponents, most recently the 2019 win over Northern Illinois.

RHULE IN FIRST SEASON LEADING HUSKER PROGRAM

Matt Rhule is in his first season at Nebraska in 2023. Rhule is in his eighth season as a college head coach and 11th season overall after previously leading programs at Temple (2013-16) and Baylor (2017-19) along with a stint as head coach of the NFL's Carolina Panthers (2020-22).

- Rhule owns a career record of 47-45 as a college head coach. Including his time in the NFL, Rhule is 58-72 as a head coach.
- He has a proven record as a program builder. Rhule led both Temple and Baylor to the highest win totals in program history in his third season at each school.
- Rhule guided Temple to a pair of trips to the American Athletic Conference title game, the first two appearances in the league title game in school history. His 2016 Owl team won the schools' first conference title in nearly 40 years.
- Rhule led Temple to back-to-back bowl appearances for the first time in school history in 2015 and 2016. He built the foundation for Temple to appear in five straight bowl games from 2015 to 2019.
- At Baylor, Rhule became the first head coach in Power Five history to take a team from 11 losses to 11 victories in two or fewer seasons.
- The 2019 Baylor team set a school record for wins with 11 and the Bears' 9-0 start was the best in school history.
- Rhule is one of just seven current FBS head coaches to have experience as an NFL head coach

FORMER NFL HEAD COACHES IN THE FBS

- » Jim Harbaugh, Michigan
- » Chip Kelly, UCLA
- » Lane Kiffin, Ole Miss
- » Jim Mora Jr., UConn
- » **Matt Rhule, Nebraska**
- » Nick Saban, Alabama
- » Greg Schiano, Rutgers

BIG TEN STANDINGS

WEST DIVISION

Place	Team	Overall	Big Ten
1.	Minnesota	2-0	1-0
	Iowa	2-0	0-0
3.	Illinois	1-1	0-0
	Wisconsin	1-1	0-0
	Purdue	1-1	0-0
	Northwestern	1-1	0-1
7.	Nebraska	0-2	0-1

EAST DIVISION

Place	Team	Overall	Big Ten
1.	Ohio State	2-0	1-0
	Rutgers	2-0	1-0
	Maryland	2-0	0-0
	Michigan	2-0	0-0
	Michigan State	2-0	0-0
	Penn State	2-0	0-0
7.	Indiana	1-1	0-1

PLAYER OF THE WEEK NOMINEES

OPP.	OFF.	DEF.	SPEC.	FROSH
MINN	--	--	--	--
CU	--	--	--	--
NIU				
LT				
MICH				
ILL				
NW				
PU				
MSU				
MD				
WIS				
IOWA				

Bold indicates winner

2023 HUSKER HONORS

BRYCE BENHART, OL

- Senior Bowl Watch List

BRIAN BUSCHINI, P

- Ray Guy Award Watch List

ANTHONY GRANT, RB

- Senior Bowl Watch List

QUINTON NEWSOME, DB

- Senior Bowl Watch List

LUKE REIMER, LB

- Lombardi Award Watch List
- Senior Bowl Watch List

TY ROBINSON, DL

- Senior Bowl Watch List

BEN SCOTT, OL

- Rimington Trophy Watch List
- Senior Bowl Watch List

JEFF SIMS, QB

- Davey O'Brien Award Watch List

2023 HUSKER GAME CAPTAINS

MINNESOTA

- RB Gabe Ervin, OT Bryce Benhart, S Omar Brown, DE Blaise Gunnerson

COLORADO

- QB Jeff Sims, OG Ethan Piper, LB Luke Reimer, S Isaac Gifford

LAST GAME

#22 COLORADO 36, NEBRASKA 14

TEAM STATS	NEB	COLO
First Downs	15	24
Rushes-Yards	41-222	33-58
Passes	11-22-1	32-44-0
Passing Yards	119	396
Total Offense	341	454
3rd Downs	4-of-13	10-of-18
Turnovers	4	1
Penalties	6-40	9-80
Time of Possession	29:41	30:19

NU RUSHING LEADERS

Gabe Ervin Jr.—17 carries, 74 yards
 Jeff Sims—10 carries, 67 yards, TD
 Rahmir Johnson—11 carries, 66 yards

NU PASSING LEADER

Jeff Sims—9-15-1, 106 yards

NU RECEIVING LEADERS

Billy Kemp—5 catches, 57 yards
 Nate Boerkircher—2 catches, 33 yards

NU DEFENSIVE LEADERS

Isaac Gifford—8 solo tackles
 Luke Reimer—5 tackles, 1.5 sacks
 Cameron Lenhardt—3 UT, 2 sacks
 Nick Henrich—3 UT, 2 sacks

NOTING LAST WEEK'S GAME

- **Gabe Ervin** rushed 17 times for 74 yards, setting career highs in rushing yards and carries. His previous highs were 60 yards (Oklahoma, 2022) and 14 carries (at Illinois, 2021).
- **Alex** (WR) and **John Bullock** (LB) both started the game, marking the first time brothers have started the same game for Nebraska since 2019 at Iowa, when Carlos and Khalil Davis both started on the defensive line.
- The Bullocks are the first brothers to start the same game on different sides of the ball since Keith (I-back) and Lee (defensive line) Jones started on opposite sides of the ball against Utah State on Sept. 5, 1987.
- Nebraska's defense had eight sacks and 11 tackles for loss. The 11 TFL are Nebraska's most since the Huskers had 12 against Colorado in 2018. The eight sacks were the most since NU had nine sacks against Texas in 2009.
- True freshman defensive lineman **Cameron Lenhardt** had two sacks, marking his first two career sacks. Lenhardt is the first true freshman to record two sacks in a game since defensive end Barry Turner had two sacks at Baylor in 2005.
- Linebacker **Nick Henrich** had a 13-yard sack in the first quarter for his first solo sack of his career. He added a 2-yard sack in the second quarter.
- Quarterback **Jeff Sims** had a 57-yard touchdown run in the third quarter, marking his career long rush. His previous long was 50 yards vs. North Carolina in 2021, while Sims was playing at Georgia Tech.

NINE NEW FACES AMONG 10 FULL-TIME ASSISTANTS

Nine of Nebraska's 10 full-time assistant coaches are in their first season on the Husker sideline in 2023. The lone returning member of the coaching staff is offensive line coach **Donovan Raiola**, who is in his second season at Nebraska in 2023. Including Head Coach Matt Rhule, nine of Nebraska's 11 full-time coaches have experience at both the college and NFL levels.

- Nebraska's offensive staff is led by offensive coordinator **Marcus Satterfield**, who also guides the Husker quarterbacks. Satterfield is in his 12th season as an offensive coordinator, including the past two seasons at South Carolina. He also owns two seasons of experience as a head coach, leading Tennessee Tech in 2016 and 2017.
- Running backs coach **E.J. Barthel** has three seasons of prior experience on Rhule's staffs at Temple and Carolina. Most recently, he guided the UConn running backs in 2022, helping the Huskies rank as one of the most improved teams in the country.
- **Josh Martin** was promoted to tight ends coach in July of 2023. He boasts previous experience as a tight ends coach at SMU (2018-21) and Arizona State (2015). Martin helped a pair of tight ends become NFL Draft picks in his four seasons at SMU.
- **Garret McGuire** coaches the Husker receivers. McGuire played for Rhule at Baylor and served on his Panthers' staff. Garret is the son of Texas Tech head coach Joey McGuire.
- The defensive staff is entirely new, led by coordinator **Tony White**. White has 15 seasons as a full-time assistant at the FBS level, including the past three seasons as the defensive coordinator at Syracuse. White led the Orange to back-to-back top-25 total defense rankings in 2021 and 2022, one of only 12 programs nationally to achieve that statistical milestone.
- **Evan Cooper** has served on Rhule's staff at each of his four head coaching stops. Cooper served as a defensive backs coach with the Panthers and at Baylor and also brings an extensive player personnel and evaluation background to the staff.
- **Rob Dvoracek** leads the linebackers. He played for Rhule at Temple before coaching with the Owls, and Dvoracek also went on to be a part of Rhule's staffs at both Baylor and in the NFL.
- Defensive line coach **Terrence Knighton** spent the past two seasons working on Rhule's staff with the Panthers. Knighton owns the most accomplished playing career among Nebraska's coaches, starting 96 games during his seven-year career as an NFL defensive lineman.
- **Ed Foley** is also in his first season at Nebraska, serving as the Huskers' special teams coordinator. Foley is the most experienced member of the coaching staff, heading into his 35th year of coaching this fall. He has been with Rhule at each of his three previous stops, and Foley also has head coaching experience, leading Fordham for two seasons and twice serving as Temple's interim head coach.

10 POWER FIVE TEAMS ON HUSKER SCHEDULE

Nebraska will play three non-conference games and nine Big Ten contests in 2023. In the last year of the Big Ten divisional format, the Huskers will play each of the other six teams in the Big Ten West while taking on Maryland, Michigan and Michigan State from the Big Ten East.

- Nebraska opened its season with a conference matchup for just the 16th time in school history but for the fourth straight season.
- NU opened with back-to-back road games at Minnesota and Colorado. The Huskers began the season with consecutive road games for the first time since 1995, when second-ranked NU won at Oklahoma State (64-21) and Michigan State (50-10).
- Among the 69 Power Five schools, Nebraska and Stanford are the only teams that played consecutive road games to open the 2023 season.
- The Huskers' first home game this Saturday against Northern Illinois is the NU's latest home opener since 1981 (excluding 2020 Covid season).
- Nebraska plays three games against opponents ranked in the preseason AP poll (No. 2 Michigan, No. 19 Wisconsin and No. 25 Iowa). The Huskers played their first game against a ranked opponent at No. 22 Colorado last Saturday.

2023 NEBRASKA TRANSFERS WITH FBS EXPERIENCE

PLAYER	POS.	SCHOOL	GAMES	STARTS
Billy Kemp IV	WR	Virginia	52	25
Joshua Fleeks	WR	Baylor	47	3
MJ Sherman	LB	Georgia	41	0
Ben Scott	OL	Arizona State	30	30
Jeff Sims	QB	Georgia Tech	26	25
Chief Borders	LB	Florida	18	0
Marco Ortiz	LS	Florida	18	1
Barret Liebentritt	FB	Notre Dame	15	0
Arik Gilbert	TE	LSU/Georgia	11	8
Corey Collier Jr.	DB	Florida	7	0
Elijah Judy	DL	Texas A&M	5	0
11 transfers		9 schools	270	93

MEMORIAL STADIUM CELEBRATES 100 YEARS

One of the most iconic venues in all of college sports reaches a milestone this fall as Nebraska's Memorial Stadium hits the 100-year mark. Nebraska will celebrate the anniversary of Memorial Stadium throughout the 2023 home season.

- Memorial Stadium was built at a cost of \$450,000 in 1923 and had an original capacity of 31,080.
- The first game in Memorial Stadium occurred on Oct. 13, 1923, with the official dedication of the stadium a week later when Nebraska hosted Kansas on Oct. 20, 1923. Memorial Stadium was dedicated to honor Nebraskans who served in the Civil War and the Spanish-American War, and Nebraskans who died in World War I. Later, the dedication was expanded to honor Nebraskans who died in World War II, the Korean War and the Vietnam War.
- Nebraska owns an all-time record of 428-147-13 at Memorial Stadium entering the 2023 season.
- The Huskers have posted 33 unbeaten seasons in Memorial Stadium history, most recently in 2016.
- Every game at Memorial Stadium since 1962 has been sold out, a streak of 389 consecutive games entering the 2023 season. The 389-game sellout streak spans nearly two-thirds of all games played at Memorial Stadium.
- Nebraska opens the 2023 season under the lights at Memorial Stadium against Northern Illinois on Saturday. The first night game in Memorial Stadium occurred in the 1986 season opener in a win over Florida State. Nebraska is 49-10 all-time in home night games.

TRANSFERS ADD EXPERIENCE TO NEBRASKA ROSTER

During the offseason, Nebraska added 63 newcomers to its roster. That number includes a large freshman class of 43, but adding experience to the roster are 20 first-year transfers.

- Fifteen of Nebraska's 20 first-year transfers are FBS transfers with three junior college transfers and two Division II transfers.
- The group of 15 FBS transfers includes 14 transfers from Power Five programs. Eleven players came to Lincoln with previous Power Five experience, combining for 252 games played and 87 starts in their careers prior to arriving in Lincoln.
- The transfers add considerable experience to the Husker offense. Arizona State transfer **Ben Scott** ranks second among all current Husker offensive players with 30 career starts, Virginia transfer wide receiver **Billy Kemp IV** is fourth with 25 career starts and Georgia Tech transfer quarterback **Jeff Sims** also has 25 career starts.

2023 OFFENSE GAME-BY-GAME

RUSHING

GAME	ATT.	YDS.	TD	LONG
MINN	37	181	0	27
CU	41	222	1	57
NIU				
LT				
MICH				
ILL				
NW				
PUR				
MSU				
MD				
WISC				
IOWA				

PASSING

GAME	COM-ATT-INT	YDS	TD	LG	SACKS
MINN	11-19-3	114	1	35	3-26
CU	11-22-1	119	1	21	2-14
NIU					
LT					
MICH					
ILL					
NW					
PUR					
MSU					
MD					
WISC					
IOWA					

2023 DEFENSE GAME-BY-GAME

RUSHING DEFENSE

GAME	ATT.	YDS.	TD	LONG
MINN	25	55	0	11
CU	33	58	2	34
NIU				
LT				
MICH				
ILL				
NW				
PUR				
MSU				
MD				
WISC				
IOWA				

PASSING DEFENSE

GAME	COM-ATT-INT	YDS	TD	LG	SACKS
MINN	24-44-1	196	1	20	3-12
CU	32-44-0	396	3	41	8-65
NIU					
LT					
MICH					
ILL					
NW					
PUR					
MSU					
MD					
WISC					
IOWA					

SACKS/TFL

GAME	SACKS	YARDS	TFL	YARDS
MINN	3	12	5	19
CU	8	65	11	71
NIU				
LT				
MICH				
ILL				
NW				
PUR				
MSU				
MD				
WISC				
IOWA				

NEBRASKA UNDER RHULE

Overall.....	0-2
vs. AP Ranked Teams.....	0-1
vs. AP Top-10 Teams.....	0-0
vs. Unranked Teams.....	0-1
Home.....	0-0
Road.....	0-2
Neutral.....	0-0
In August.....	0-1
In September.....	0-1
In October.....	0-0
In November.....	0-0
In December.....	0-0
In January.....	0-0
Individual Has 100+ Rushing Yards.....	0-0
Individual Has 100+ Receiving Yards.....	0-0
When Rushing for 200 or More Yards.....	0-1
When Rushing for 300 or More Yards.....	0-0
When Passing for 200 or More Yards.....	0-0
When Passing for 300 or More Yards.....	0-0
When Scoring 30 or More Points.....	0-0
When Scoring 40 or More Points.....	0-0
When Allowing 10 or Fewer Points.....	0-0
When Allowing 20 or Fewer Points.....	0-1
When Committing Zero Turnovers.....	0-0
When Winning Turnover Margin.....	0-0
When Scoring First.....	0-0
When Leading at Halftime.....	0-0
When Trailing at Halftime.....	0-2
When Tied at Halftime.....	0-0
Games Decided by 11 Points or More.....	0-1
Games Decided by 10 Points or Less.....	0-1
Games Decided by 7 Points or Less.....	0-1
Games Decided by 3 Points or Less.....	0-1
Overtime Games.....	0-0

RHULE'S COLLEGE CAREER

Overall.....	47-45
vs. AP Ranked Teams.....	3-17
vs. AP Top-10 Teams.....	0-9
vs. Unranked Teams.....	44-28
Home.....	25-18
Road.....	20-23
Neutral.....	2-4
In August.....	2-2
In September.....	13-14
In October.....	15-12
In November.....	14-13
In December.....	3-3
In January.....	0-1
Individual Has 100+ Rushing Yards.....	20-2
Individual Has 100+ Receiving Yards.....	18-12
When Rushing for 200 or More Yards.....	21-6
When Rushing for 300 or More Yards.....	3-0
When Passing for 200 or More Yards.....	31-31
When Passing for 300 or More Yards.....	13-14
When Scoring 30 or More Points.....	27-5
When Scoring 40 or More Points.....	13-3
When Allowing 10 or Fewer Points.....	18-0
When Allowing 20 or Fewer Points.....	32-3
When Committing Zero Turnovers.....	22-7
When Winning Turnover Margin.....	28-5
When Scoring First.....	32-14
When Leading at Halftime.....	36-8
When Trailing at Halftime.....	9-34
When Tied at Halftime.....	2-3
Games Decided by 11 Points or More.....	33-22
Games Decided by 10 Points or Less.....	14-23
Games Decided by 7 Points or Less.....	9-19
Games Decided by 3 Points or Less.....	6-8
Overtime Games.....	2-1

CAREER TACKLE LEADERS AMONG BIG TEN PLAYERS

RK	PLAYER	TEAM	CAREER TACKLES
1.	Nick Jackson	Iowa	368
2.	Luke Reimer	Nebraska	255
3.	Jacoby Windmon	Michigan State	231
	Cal Haladay	Michigan State	231
5.	Bryce Gallagher	Northwestern	219

HUSKER DEFENSE STRONG AGAINST RUN, PRESSURING QB'S

The Husker defense has shown flashes of dominance during the first two games. In particular, the Blackshirts have made their mark in stopping the run and pressuring opposing quarterbacks.

- In games at Minnesota and Colorado, Nebraska has allowed a total of 113 rushing yards on 58 carries, an average of 1.9 yards per carry.
- The Huskers' rushing defense average of 56.5 yards per game ranks second in the Big Ten and eighth nationally.
- Nebraska has registered 11 sacks in two games, including eight at Colorado. The 5.5 sacks per game lead the nation. Nebraska 8.0 tackles for loss per game ranks second in the Big Ten.
- The Huskers racked up eight sacks at No. 22 Colorado. The team sack total was Nebraska's best since recording 9.0 sacks in the 2009 Big 12 Championship Game against Texas.

REIMER AIMS TO CLIMB NEBRASKA'S ALL-TIME TACKLES LIST

Linebacker **Luke Reimer** has been Nebraska's leading tackler each of the past two seasons, recording 194 tackles in 22 games during that stretch. In his career, Reimer has amassed 255 tackles with 6.5 sacks and 18.0 tackles for loss. In August, Reimer was one of 80 FBS players named to the Lombardi Award preseason watch list.

- With 255 career tackles, Reimer is second in career tackles among Big Ten players, trailing only Iowa's Nick Jackson who transferred to the Hawkeyes in the offseason. Reimer was the only returning Big Ten player with 220 or more tackles entering 2023.
- Reimer is looking to become the fourth Husker to lead Nebraska in tackles three straight seasons since complete tackle statistics are available beginning in 1965.

HUSKERS TO LEAD NEBRASKA IN TACKLES 3 STRAIGHT SEASONS

- » Mike Brown, Rover (1996-97-98)
- » Marc Munford, Linebacker (1984-85-86)
- » Jerry Murtaugh, Linebacker (1968-69-70)

- Reimer ranks 12th in school history with his 255 career tackles. With two tackles, he would move into the top 10 on Nebraska's all-time list and with 29 tackles he would move into the top five. Reimer is just 33 tackles away from the No. 3 spot on the Huskers' all-time tackles chart.

HUSKERS WITH 300 CAREER TACKLES

- » Barrett Ruud, Linebacker (432 tackles, 2001-04)
- » Jerry Murtaugh, Linebacker (342 tackles, 1968-70)

PROGRESS TRACKER: REIMER ON NEBRASKA'S ALL-TIME TACKLES LIST

- » **Current Rank:** 12th (255)
- » **Tackles Needed to Reach 10th Place:** 2 (257)
- » **Tackles Needed to Reach 5th Place:** 29 (284)

KEMP RANKS AMONG ACTIVE LEADERS IN CAREER RECEPTIONS

Virginia transfer **Billy Kemp IV** is in first season at Nebraska as one of the most experienced and accomplished receivers in the country. Kemp played in 50 games with 25 starts in five years at Virginia. He is eligible to play this fall after the NCAA granted all UVA players in their final season of eligibility one additional year of eligibility after a shooting on the Charlottesville campus that killed three football players and led to the cancellation of the final two games of Virginia's season.

- Kemp caught 192 passes for 1,774 yards and eight touchdowns in his Virginia career. He ranked fourth all-time at Virginia in receptions and 10th in receiving yards.
- Kemp is tied for seventh among all active FBS players with his 197 career receptions.

ACTIVE FBS RECEPTION LEADERS

RK	PLAYER	TEAM	GAMES	CATCHES
1.	Zakhari Franklin	Ole Miss	46	262
2.	Smoke Harris	Louisiana Tech	52	244
3.	Joshua Cephus	UTSA	53	239
4.	Jacob Cowing	Arizona	47	236
5.	Jalon Calhoun	Duke	50	212
5.	Jo'quavious Marks	Mississippi State	38	199
7.	Sam Pinckney	Coastal Carolina	48	197
	Billy Kemp IV	Nebraska	52	197

ACTIVE FBS QBs WITH 4,000 PASSING YARDS & 1,000 RUSHING YARDS

PLAYER	TEAM	PASS YDS	RUSH YDS
Brennan Armstrong	NC State	9,449	1,389
Chevan Cordeiro	San Jose St.	9,973	1,448
Jayden Daniels	LSU	9,552	2,241
Dequan Finn	Toledo	4,890	1,360
Darren Grainger	Georgia St.	4,495	1,587
Frank Harris	UTSA	9,779	1,882
KJ Jefferson	Arkansas	6,186	1,488
Emory Jones	Cincinnati	5,350	1,346
Grayson McCall	Coastal Carolina	8,625	1,048
Bo Nix	Oregon	11,130	1,379
John Rhys Plumlee	UCF	4,120	2,214
Spencer Sanders	Ole Miss	9,694	1,957
Garrett Shrader	Syracuse	5,860	1,883
Jeff Sims	Nebraska	4,684	1,310
Jordan Travis	Florida St.	6,476	1,832

DUAL-THREAT QUARTERBACK SIMS LEADING NU OFFENSE

Jeff Sims has made his first two Nebraska starts at Minnesota and Colorado and has 25 career collegiate starts. The first-year transfer has previous starting experience at Georgia Tech, where he started 23 games over the 2020, 2021 and 2022 seasons.

- Sims accounted for more than 5,600 yards of total offense in 24 career games at Georgia Tech, including an average of 233.7 yards in his 23 starts. He was a dual threat, passing for 4,464 yards and rushing for 1,152 yards. Through two games at Nebraska, Sims has accounted for 378 total yards with 158 rushing yards and 220 through the air.
- Sims is one of 15 active FBS quarterbacks with 4,000 career passing yards and 1,000 career rushing yards.
- In his career, Sims has posted three 300-yard passing games, nine 200-yard passing games, two 100-yard rushing efforts and 13 games where he accounted for multiple touchdowns.
- In August, Sims was one of 35 FBS quarterbacks and four Big Ten signal callers named to the Davey O'Brien Award preseason watch list.

BUSCHINI ON RAY GUY AWARD WATCH LIST

Punter **Brian Buschini** was named to the Ray Guy Award Watch List in August, one of 50 FBS punters to make the list. Buschini is in his second season at Nebraska in 2023 after beginning his career at FCS Montana.

- Buschini averaged 44.0 yards per punt in his first season at Nebraska in 2022. That average ranked 25th nationally and eighth in Husker history. He averaged 47.7 yards on three punts in the opener at Minnesota, and is averaging 40.4 yards per punt on the season.
- The 2021 FCS Punter of the Year at Montana, Buschini averages better than 45 yards per punt in his career. More than one-third of Buschini's 146 career punts have covered 50 or more yards, while more than one-third of his career punts have been placed inside the 20-yard line.
- Buschini wore No. 95 last season but he switched to No. 18 this fall. Buschini made the number switch after learning about the life of former Nebraska quarterback Brook Berringer. A two-time national champion who wore No. 18, Berringer was killed in a plane crash on April 18, 1996, less than four months after helping Nebraska to the 1995 national title. Berringer was an active member of the community and every year since 1997, Nebraska football players who serve the community are honored with an appointment to the Brook Berringer Citizenship Team.

NEBRASKA FOOTBALL FACTS
HISTORY

Season of Football.....	134th
All-Time Games Played	1,371
National Ranking in All-Time Wins	8th
All-Time Bowl Appearances	53
National Ranking in Bowl Appearances	7th

CHAMPIONSHIPS

National Championships	5
Back-to-Back National Championships	2
Undefeated Seasons	11
Perfect Seasons	9
Conference Championships	46

RECORD BREAKDOWN

All-Time Record.....	912-419-40
All-Time Bowl Record.....	26-27
Home Games	555-170-20
Memorial Stadium	428-147-13
Record in August.....	14-3-0
Record in September	182-54-6
Record in October.....	367-152-19
Record in November	310-174-15
Record in December	24-15-0
Record in January.....	14-21-0
Record in February.....	1-0-0
In Overtime.....	8-7
At Night.....	103-48-3
When Scoring 35+ Points.....	376-11
When Allowing 10 Points or Less ...	578-47-29
vs. Big Ten Teams	127-125-9
» In Big Ten Play (since 2011).....	47-57
» Home.....	25-25
» Away.....	22-30
» Neutral	0-2
vs. Ranked Teams	105-144-3
» Home.....	51-48-0
» Away.....	28-69-3
» Neutral	26-27-0
» as No. 1 Team	46-7-1

STREAKS

Consecutive Games Scoring a Point	341
Consecutive Home Games Scoring a Point...	358
Consecutive Home Sellouts.....	389
Record in Sellout Streak	317-72
» vs. Ranked Teams.....	47-37

INDIVIDUAL HONORS

College Football Hall of Fame Players	20
College Football Hall of Fame Coaches.....	6
First-Team All-Americans	110
Unanimous All-Americans.....	54
Academic All-Americans*	108
NCAA Top Ten Award Winners*.....	9
Heisman Trophy Winners	3
Walter Camp Award Winners	3
Maxwell Trophy Winners	1
Outland Trophy Winners*.....	9
Lombardi Trophy Winners.....	5
Butkus Award Winners.....	1
Johnny Unitas Golden Arm Award Winners...	1
Davey O'Brien Award Winners	1
Rimington Award Winners.....	1
Bednarik Award Winners	1
Nagurski Trophy Winners	1
Retired Jerseys	25
First-Team All-Conference Selections	521

*Total leads the nation

CHARTING THE HUSKERS

ALL-TIME WINS

RK.	SCHOOL	WINS
1.	Michigan	991
2.	Ohio State	955
3.	Alabama	954
4.	Notre Dame	942
5.	Texas	938
6.	Oklahoma	936
7.	Penn State	922
8.	Nebraska	912

CONFERENCE TITLES

RK.	SCHOOL	TITLES
1.	Oklahoma	50
2.	Nebraska	46
3.	Michigan	44

AP NATIONAL TITLES

RK.	SCHOOL	TITLES
1.	Alabama	12
2.	Notre Dame	8
3.	Oklahoma	7
4.	Miami	5
	Ohio State	5
	USC	5
t-7.	Nebraska	4

COACHES POLL NATIONAL TITLES

RK.	SCHOOL	TITLES
1.	Alabama	11
2.	Oklahoma	6
3.	USC	5
t-4.	Nebraska	4

BOWL APPEARANCES

RK.	SCHOOL	APP.
1.	Alabama	70
2.	Texas	58
3.	Georgia	57
4.	Oklahoma	56
5.	Tennessee	55
6.	USC	55
t-7.	Nebraska	53

HEISMAN TROPHY WINNERS

RK.	SCHOOL	WINNERS
1.	Notre Dame	7
	Ohio State	7
	Oklahoma	7
	USC	7
5.	Alabama	4
t-6.	Nebraska	3

NFL DRAFT PICKS

RK.	SCHOOL	PICKS
1.	Notre Dame	525
2.	USC	524
3.	Ohio State	485
4.	Oklahoma	414
5.	Michigan	401
	Alabama	401
7.	Penn State	381
8.	LSU	375
9.	Florida	373
10.	Georgia	371
11.	Nebraska	368

FBS TEAMS WITH MOST CAREER STARTS AMONG OL (ENTERING SEASON)

1.	Florida State	214	9.	Kansas	128
2.	Duke	179	10.	Iowa	126
3.	Hawaii	178		North Texas	126
4.	Michigan	147	12.	Florida Atlantic	125
5.	Houston	145		Kentucky	125
6.	Texas Tech	141	14.	SMU	123
7.	West Virginia	132	15.	Nebraska	120
8.	Oklahoma State	130			

HUSKERS POSSESS VETERAN OFFENSIVE LINE

Arguably the most experienced unit on the Nebraska team is the offensive line. The group is also the only unit that did not have a new position coach in 2023, as **Donovan Raiola** was the lone full-time assistant on Nebraska's 2022 coaching staff to join Head Coach Matt Rhule's staff.

- Husker offensive linemen have combined for 132 career starts, including 104 starts at Nebraska. According to research compiled by West Virginia's Mike Montoro, Nebraska's 120 combined offensive line starts entering 2023 were the 15th-most in the country entering the season.
- **Bryce Benhart** leads the way with 31 career starts, starting 31 of Nebraska's 34 games at right tackle since the start of the 2020 season. Benhart is just the fourth Husker to make 30 career starts at right tackle. **Turner Corcoran** has started 26 of Nebraska's last 27 games - including 25 straight - with 21 starts at left tackle, three starts at left guard and two starts at right tackle. **Ethan Piper** has started 20 games at left guard in his career.
- Bolstering the line is the addition of Arizona State transfer **Ben Scott** and the return of **Nouredin Nouili**. Scott, who was named to the preseason watch list for the Rimington Trophy, made 28 starts for the Sun Devils the past three seasons with starting experience at center (11 starts) and right tackle (17 starts). Nouili, who sat out the 2022 season, is back after he started the final seven games of the 2021 campaign at left guard.
- **Teddy Prochazka** (5 starts) and **Henry Lutovsky** (2 starts) have also started multiple games on the Husker offensive line. Prochazka emerged as a true freshman starter at left tackle midway through the 2021 before suffering a season-ending injury. He then started the first three games last season at left tackle before suffering another season-ending injury.

NEWCOMERS MAKE IMMEDIATE IMPACT FOR HUSKERS

Nebraska has featured many new faces in prominent roles in the first two games of the season. in the starting lineup in the season opener at Minnesota. A total of 13 players have made their first starts at Nebraska through two weeks, including four players in their first season in the program.

- Two true freshmen have earned starting assignments in each of the first two games for the Huskers, place-kicker **Tristan Alvano** and defensive end **Cameron Lenhardt**.
- Lenhardt was only the ninth Husker true freshman (excluding kickers) to start a season opener since freshmen regained eligibility in 1972.
- Lenhardt joined Maliek Collins as the only true freshmen defensive linemen to start a game for Nebraska since freshmen regained eligibility in 1972. Collins started one game as a true freshman during the 2013 season, earning a start in the 2014 Gator Bowl.
- Lenhardt has made his presence known through two games, particularly at Colorado. He recorded 2.0 sacks against the Buffs, becoming the first Husker true freshman with two sacks in a game since Bary Turner had two sacks at Baylor in 2005.
- Lenhardt was one of four true freshmen to see action on the defensive line at Colorado. **Princewill Umanmielen** made on tackle in the game, **Riley Van Poppel** split a sack in his first Nebraska action and **Sua Lefotu** recovered a fourth-quarter fumble.

COLLEGE GRADUATES ON NEBRASKA'S ROSTER

- | | |
|--|--|
| <ul style="list-style-type: none"> • Bryce Benhart • Timmy Bleekrode (Furman) • Brian Buschini • Joshua Fleeks (Baylor) • Isaiah Garcia-Castaneda • Blaise Gunnerson • Nick Henrich • Billy Kemp IV (Virginia) | <ul style="list-style-type: none"> • Quinton Newsome • Marco Ortiz (Florida) • Luke Reimer • Ty Robinson • Phalen Sanford • Ben Scott (Arizona State) • Garrett Snodgrass • Javin Wright |
|--|--|

SINGLE-DIGIT NUMBERS AWARDED TO 'TOUGHEST' HUSKERS

In a tradition new to Nebraska but familiar to **Matt Rhule**, single-digit jersey numbers were awarded to the team's "toughest" players. The single-digit honorees were chosen through a players-only vote and the players then got to choose which single-digit number they wanted.

The tradition of single-digit numbers being reserved for the chosen few dates back to Rhule's time at Temple.

"I got really tired of having a guy in my program who had spent three years at like No. 47... wanted to wear No. 1 or No. 3, and he had earned it and we would give it to a recruit," Rhule said during the offseason. "What we decided was (numbers) 1-9, now 0-9, would go to the nine or now 10 'toughest' guys on the team. When I say 'toughest', we define that for the guys, but really the guys who best exemplify what it means to be a Cornhusker. To be accountable, to be dependable, to be tough, hard-working, competitive every single day."

The 10 players listed below were selected by their teammates to be worthy of having a single-digit number this season. In addition to the 10 players below, **Ethan Piper** was selected in the first round of team voting to earn a single-digit number, but NCAA rules prevent offensive linemen from wearing a single-digit number.

NEBRASKA SINGLE-DIGIT JERSEY PLAYERS

- » No. 0 Nash Hutmacher, Defensive Line
- » No. 1 Billy Kemp IV, Wide Receiver
- » No. 2 Isaac Gifford, Defensive Back
- » No. 3 Nick Henrich, Linebacker
- » No. 4 Luke Reimer, Linebacker
- » No. 5 John Bullock, Linebacker
- » No. 6 Quinton Newsome, Defensive Back
- » No. 7 Jeff Sims, Quarterback
- » No. 8 DeShon Singleton, Defensive Back
- » No. 9 Ty Robinson, Defensive Line

16 PLAYING 2023 SEASON AS COLLEGE GRADUATES

Sixteen Huskers are playing this season as college graduates, including 11 players who earned their degrees from Nebraska and five players who joined the Husker program as graduate transfers.

In addition to the 16 players who have already graduated, 13 Huskers are on track to earn their degrees in December of 2023.

NEBRASKA FOOTBALL RECENT ACADEMIC HIGHLIGHTS

- » 16 college graduates on the 2023 roster
- » 3.184 team grade-point average in 2023 spring semester (highest in team history)
- » 92% NCAA Graduation Success Rate (highest in team history)
- » 59 Academic All-Big Ten selections in 2022
- » 161 honor roll selections in the 2022-23 fall and spring semesters

NEBRASKA AMONG TOP ALL-TIME PROGRAMS

Nebraska is playing its 134th football season this fall, and the Huskers have historically been one of the top programs in college football history.

- Nebraska ranks eighth in NCAA history with 912 wins and seventh with 53 all-time bowl game appearances.
- NU has won five national championships. The Huskers' four AP national titles (1970, 1971, 1994, 1995) rank seventh all-time and NU's four coaches poll titles (1971, 1994, 1995, 1997) rank fourth.
- Nebraska's 46 conference titles rank second in NCAA history.
- The success extends to the classroom as well. Nebraska football has produced more Academic All-Americans (108) and NCAA Top 10 Award winners (9) than any other team in any sport in NCAA history.

CHARTING THE HUSKERS

CONSECUTIVE HOME SELLOUTS

RK.	SCHOOL	SELLOUTS
1.	Nebraska	389
2.	Oklahoma	146

NATIONAL TITLES SINCE 1970

RK.	SCHOOL	TITLES
1.	Alabama	12
2.	Nebraska	5
	Miami	5

WINS SINCE 1970

RK.	SCHOOL	WINS
1.	Ohio State	502
2.	Oklahoma	501
3.	Alabama	491
4.	Nebraska	478
5.	Michigan	474

9-WIN SEASONS

RK.	SCHOOL	SEASONS
1.	Alabama	53
2.	Nebraska	50
3.	Oklahoma	49

10-WIN SEASONS

RK.	SCHOOL	SEASONS
1.	Alabama	42
	Oklahoma	42
3.	Michigan	31
4.	Ohio State	30
5.	Nebraska	27

WEEKS RANKED IN AP POLL

RK.	SCHOOL	WEEKS
1.	Ohio State	968
2.	Michigan	905
3.	Oklahoma	884
4.	Notre Dame	859
	Alabama	859
6.	USC	805
7.	Texas	759
8.	Nebraska	730
9.	Penn State	681

WEEKS RANKED NO. 1 IN AP POLL

RK.	SCHOOL	WEEKS
1.	Alabama	140
2.	Ohio State	105
3.	Oklahoma	101
4.	Notre Dame	98
5.	USC	91
6.	Florida State	72
7.	Nebraska	70
8.	Miami	68

HOME OF THE HUSKERS



Memorial Stadium celebrates its 100th year in 2023. In the fall of 1922, a drive for \$430,000 in stadium construction funds was undertaken by faculty, students, alumni and friends of the University.

The stadium was named Memorial Stadium to honor all Nebraskans who served in the Civil and Spanish-American Wars; the 751 Nebraskans who died in World War I; the 3,839 in World War II; the 225 in Korea; the 422 in Vietnam; and those in Iraq.

Construction was completed in a few more than 90 working days and Memorial Stadium was dedicated on Oct. 20, 1923, at the Homecoming game in which Nebraska was held to a scoreless tie by Kansas.

The field at Memorial Stadium was named Tom Osborne Field - after the Huskers' legendary Hall-of-Fame coach - in 1998, one year after Osborne's retirement following 25 years and 255 victories as head coach.

TOP 10 HOME CROWDS

RK.	DATE	OPPONENT	ATT.
1.	Sept. 20, 2014	Miami	91,585
2.	Sept. 14, 2013	UCLA	91,471
3.	Aug. 30, 2014	Fla. Atlantic	91,441
4.	Nov. 29, 2013	Iowa	91,260
5.	Sept. 27, 2014	Illinois	91,225
6.	Nov. 22, 2014	Minnesota	91,186
7.	Aug. 31, 2013	Wyoming	91,185
8.	Nov. 2, 2013	Northwestern	91,140
9.	Nov. 1, 2014	Purdue	91,107
10.	Oct. 25, 2014	Rutgers	91,088

TOP 5 SEASON ATTENDANCE

RK.	YEAR	GAMES	TOTAL	AVG.
1.	2014	7	638,744	91,249
2.	2013	8	727,466	90,933
3.	2016	7	631,402	90,200
4.	2015	7	629,986	89,998
5.	2017	7	628,583	89,798

LONGEST HOME WIN STREAKS

RK.	BEGAN	ENDED	WINS
1.	Oct. 19, 1991	Oct. 31, 1998	47
2.	Sept. 28, 1901	Oct. 20, 1906	33
3.	Nov. 27, 1998	Nov. 2, 2002	26
4.	Sept. 27, 1969	Nov. 23, 1972	23
5.	Oct. 3, 1981	Nov. 17, 1984	21

All streaks at Memorial Stadium, except for the 33-game streak from 1901 to 1906.

2023 NEBRASKA SEASON NOTEBOOK

SCHEDULE NOTES

- Nebraska is scheduled to play three games against opponents ranked in the 2023 preseason AP poll. The Huskers take on Michigan (2nd) on Sept. 30, Wisconsin (19th) on Nov. 18 and Iowa (25th) on Nov. 24. NU played its first game against a ranked opponent at game time at No. 22 Colorado on Sept. 9.
- Nebraska plays a total of seven opponents who played in a bowl game in 2022.
- The Huskers opened the season with back-to-back road games at Minnesota (Aug. 31) and Colorado (Sept. 9). Nebraska began a season with consecutive road games for the first time since 1995. Nebraska and Stanford were the only two Power Five programs to open the season with back-to-back road games.
- The Huskers will recognize the 100-year anniversary of Memorial Stadium against Northwestern on Oct. 21. The first game played in Memorial Stadium was a 24-0 shutout of Oklahoma on Oct. 13, 1923.

COACHING STAFF NOTES

- **Matt Rhule** is in his first season at Nebraska in 2023. Rhule is in his 11th season as a head coach after previously leading programs at Temple (2013-16) and Baylor (2017-19) along with a stint as head coach of the NFL's Carolina Panthers (2020-22).
- In his last full season at the collegiate level in 2019, Rhule was named the Sporting News National Coach of the Year and the Big 12 Coach of the Year after leading Baylor to appearances in the Big 12 Championship Game and the Sugar Bowl.
- Rhule built winning programs at Temple and Baylor. After laying the foundation in his first two seasons at each stop, Rhule guided both the Owls and Bears to a school-record win total in his third season, when both teams also played in the conference championship game.
- Seven Husker assistants previously coached on a Rhule staff: **Marcus Satterfield** (offensive coordinator), **Ed Foley** (special teams coordinator), **E.J. Barthel** (running backs), **Evan Cooper** (secondary/defensive pass game coordinator), **Rob Dvoracek** (linebackers), **Terrance Knighton** (defensive line) and **Garret McGuire** (wide receivers).
- Three Husker assistants are serving on a Rhule staff for the first time: **Tony White** (defensive coordinator), **Josh Martin** (tight ends) and **Donovan Raiola** (offensive line).
- Eight of Nebraska's 11 full-time coaches have experience coaching in the National Football League.

ROSTER NOTES

- Nebraska's roster features 137 players. A player's class reflects the fact that the 2020 season did not count as a year of eligibility.

HUSKER ROSTER CLASS BREAKDOWN

CLASS	TOTAL	% OF ROSTER
Total Freshmen	60	44%
Freshmen	44	32%
Redshirt Freshmen	16	12%
Sophomores	41	30%
Juniors	26	19%
Seniors	10	7%

- The roster features 73 returning players and 64 newcomers. Nebraska returns a total of 14 starters and 36 letterwinners.
- NU added 20 transfers and 44 true freshmen since the end of the 2022 season. Among the 20 transfers are 15 FBS transfers, three junior college players and two Division II transfers.
- The Huskers added 14 transfers from Power Five programs, including: Florida (3), Georgia (3), Arizona State (1), Baylor (1), Georgia Tech (1), Notre Dame (1), Ole Miss (1), Texas A&M (1), Utah (1) and Virginia (1).
- The roster features players from 28 states and two foreign countries (Canada & Germany).
- Nebraska has had a letterwinner from 47 of the 50 states in its history, missing only Idaho, New Hampshire and Rhode Island.
- States with multiple players on the roster include: Nebraska (52), Texas (11), Georgia (9), Iowa (6), California (5), Florida (5), Arizona (4), New Jersey (4), Pennsylvania (4), Michigan (3), Minnesota (3), Missouri (3), South Dakota (3), Tennessee (3), Colorado (2), Illinois (2), Kansas (2), Louisiana (2), New York (2) and Virginia (2).

- The states of Alabama, Hawaii, Maryland, Mississippi, Montana, Oklahoma, Utah and Washington are each represented with one player on Nebraska's 2023 roster.
- The players wearing a single-digit jersey number (0-9) earned the right to wear that number through a team vote. Offensive lineman Ethan Piper was also selected to wear a single-digit number, but NCAA rules prohibited him from wearing a single-digit number.
- **Alex** (WR) and **John Bullock** (LB) were the first brothers to start the same game at Nebraska since 2019. They are the first brothers to start a game on the opposite side of the ball for the Huskers since 1987.

ACADEMIC NOTES

- A total of 16 Huskers are playing the 2023 season as graduates, including players who earned their degree at another institution before transferring to Nebraska.

HUSKERS WHO HAVE EARNED DEGREES

» Bryce Benhart	» Quinton Newsome
» Timmy Bleekrode	» Marco Ortiz
» Brian Buschini	» Luke Reimer
» Joshua Fleeks	» Ty Robinson
» Isaiah Garcia-Castaneda	» Phalen Sanford
» Blaise Gunnerson	» Ben Scott
» Nick Henrich	» Garrett Snodgrass
» Billy Kemp IV	» Javin Wright

SCOUTING THE NORTHERN ILLINOIS HUSKIES



Northern Illinois has split its first two games of the 2023 campaign after picking up an overtime win on the road at Boston College and dropping its home opener vs. Southern Illinois last weekend.

The Huskies enter Saturday night averaging 349.0 yards per game, with 234.5 yards per game through the air and 114.5 yards per game on the ground. Rocky Lombardi has completed 36-of-67 passes for 462 yards, a touchdown and three interceptions. Kacper Rutkiewicz has 11 receptions for 185 yards and a score, followed by Chris Carter with five receptions for 100 yards and Grayson Barnes' three grabs for 40 yards. Antario Brown has 112 yards on the ground with a touchdown, while Gavin Williams has totaled 71 yards on 17 carries to lead the Huskies' rushing attack.

Defensively, the Huskies are allowing 19.0 points per game and 266.5 yards per game this season. CJ Brown leads the NIU defense with a team-high nine tackles, followed by Jaden Dolphin with eight stops. Roy Williams and George Gumbs have posted team-high totals of 1.5 sacks and 1.5 tackle for losses through two games.

9/2	at Boston College	W, 27-24
9/9	Southern Illinois	L, 14-11
9/16	at Nebraska	6 p.m.
9/23	Tulsa	TBA
9/30	at Toledo	2:30 p.m.
10/7	at Akron	2:30 p.m.
10/14	Ohio	2:30 p.m.
10/21	Eastern Michigan	TBA
10/31	at Central Michigan	TBA
11/7	Ball State	TBA
11/14	Western Michigan	6 p.m.
11/25	at Kent State	TBA

HEAD COACH INFORMATION



HEAD COACH THOMAS HAMMOCK

- Fifth Season at Northern Illinois (18-28 Record)
- Fifth Career Season (18-28 Record)

Thomas Hammock is in his fifth season as the head coach at Northern Illinois.

A former player and assistant coach at Northern Illinois, Hammock returned to the Huskies in 2019. In his third season at the helm of the NIU program, Hammock led the Huskies to a 9-5 overall record and won the MAC Championship game with a 41-23 victory against Kent State in 2021.

Hammock returned to NIU after spending five seasons in the NFL as a running backs coach with the Baltimore Ravens. Prior to the Ravens, Hammock served three seasons as an assistant coach at Wisconsin and four seasons at Minnesota. Hammock began his coaching career as a graduate assistant at Wisconsin in 2003-03, before becoming an assistant coach on the NIU staff in 2005.

THOMAS HAMMOCK VS. NEBRASKA

Hammock takes on the Huskers for the second time in his career on Saturday. Hammock is 0-1 against Nebraska after suffering a 44-8 setback against the Huskers in Lincoln on Sept. 14, 2019.

2023 NORTHERN ILLINOIS STAT LEADERS

RUSHING	ATT.	YDS	YPC	YPG	TD
Antario Brown	38	112	2.9	56.0	1
Gavin Williams	17	71	4.2	35.5	0
Brock Lampe	5	19	3.8	9.5	1

PASSING	CMP-ATT-INT	PCT	YDS	YPG	TD
Rocky Lombardi	36-67-3	53.7	462	231.0	1

RECEIVING	REC.	YDS	YPC	YPG	TD
Kacper Rutkiewicz	11	185	16.8	92.5	1
Chris Carter	5	100	20.0	50.0	0
Grayson Barnes	3	40	13.3	20.0	0
Gavin Williams	5	32	6.4	16.0	0

PUNTING	NO.	YDS	AVG	LG	I20	50+
Tom Foley	10	382	38.2	49	5	0

PUNT RET.	NO.	YDS	AVG	TD
Kacper Rutkiewicz	2	37	18.5	0

KICK RET.	NO.	YDS	AVG	TD
Trayvon Rudolph	1	15	15.0	0
Billy Dozier	1	12	12.0	0

FIELD GOALS	FG-ATT	PCT	LG
Jake Seibert	1-3	33.3	27

TACKLES	TACK	TFL	SCK
CJ Brown	9	-	-
Jaden Dolphin	8	-	-
Jacob Finley	8	-	-
DaRon Gilbert	7	-	-
Devin Lafayette	7	-	-
Jordan Hansen	6	1.0	1.0
Nate Valcarcel	6	1.0	-

2023 STATISTICAL RANKING COMPARISON						
NEB	NAT.	B1G	CATEGORY	MAC	NAT.	NIU
201.5	36th	4th	Rushing Offense	6th	102nd	114.5
116.5	128th	14th	Passing Offense	3rd	69th	234.5
318.0	116th	12th	Total Offense	4th	93rd	349.0
12.0	126th	14th	Scoring Offense	9th	116th	19.0
56.5	8th	2nd	Rushing Defense	6th	58th	108.5
296.0	113th	13th	Pass Defense	3rd	28th	158.0
352.5	72nd	12th	Total Defense	2nd	27th	266.5
24.5	74th	12th	Scoring Defense	3rd	57th	19.0
37.5%	8th	10th	3rd-Down Offense	2nd	22nd	54.5%
51.4%	120th	13th	3rd-Down Defense	1st	11th	25.0%
66.7%	114th	14th	Red Zone Offense	1st	1st	100%
100.0%	93rd	11th	Red Zone Defense	9th	93rd	100%
37.4	93rd	13th	Net Punting	4th	75th	38.2
4.0	85th	10th	Punt Returns	2nd	19th	18.5
7.0	86th	12th	Punt Return Defense	2nd	9th	0.0
33.7	11nd	2nd	Kickoff Returns	11th	116th	13.5
16.3	41st	6th	Kick Return Defense	1st	9th	9.6
6.5	84th	11th	Penalties	4th	57th	5.5
47.5	60th	9th	Penalty Yards	5th	73rd	52.5
2	73rd	6th	Turnovers Gained	11th	110th	1
8	131st	14th	Turnovers Lost	8th	92nd	4
-3.0	132nd	14th	Turnover Margin	9th	115th	-1.5

NORTHERN ILLINOIS INFORMATION

Northern Illinois has fielded a football team since 1899, and the Huskies have totaled over 600 wins as a program. NIU has claimed one national title and 12 conference championships, including six Mid-American Conference titles.

The Huskies have made 14 bowl game appearances, claiming four wins. Northern Illinois' last bowl game appearance came in 2021 when the Huskies took on Coastal Carolina in the Cure Bowl. Coastal Carolina came away with the victory in a 47-41 high-scoring affair with the Huskies.

- **First Year:** 1899
- **All-Time Record:** 605-522-51
- **Bowl Record:** 4-10
- **Conference Titles:** 12
- **National Titles:** 1
- **Stadium:** Brigham Field at Huskie Stadium
- **Capacity:** 23,595
- **Playing Surface:** FieldTurf
- **Location:** DeKalb, Ill.
- **Enrollment:** 15,649
- **Colors:** Cardinal and Black

COACHING LEDGER

NEBRASKA (2023)
• Head Coach
CAROLINA PANTHERS (2020-22)
• Head Coach
BAYLOR (2017-2019)
• Head Coach
TEMPLE (2013-16)
• Head Coach
NEW YORK GIANTS (2012)
• Assistant Coach (Assistant OL)
TEMPLE (2006-11)
• Offensive Coordinator (TE)/ Recruiting Coordinator (2011)
• Offensive Coordinator (QB) (2008-10)
• Assistant Coach (QB)/ Recruiting Coordinator (2007)
• Assistant Coach (DL) (2006)
WESTERN CAROLINA (2002-05)
• Assistant Head Coach (OL)/ Running Game Coordinator/ Special Teams (2005)
• Assistant Head Coach (Special Teams/LB) (2003-04)
• Assistant Coach (Special Teams/LB) (2002)
UCLA (2001)
• Assistant Coach (Assistant DL)
BUFFALO (1999-2000)
• Assistant Coach (DL) (2000)
• Assistant Coach (Assistant DL) (1999)
ALBRIGHT [PA.] COLLEGE (1998)
• Assistant Coach (LB)

HEAD COACHING RECORDS

YEAR	TEAM (ROLE)	RECORD
2013	Temple	2-10
2014	Temple	6-6
2015	Temple	10-4
2016	Temple	10-3
4 SEASONS		28-23
2017	Baylor	1-11
2018	Baylor	7-6
2019	Baylor	11-3
3 SEASONS		19-20
2020	Carolina Panthers	5-11
2021	Carolina Panthers	5-12
2022	Carolina Panthers	1-4
2+ SEASONS		11-27
2023	Nebraska	0-2
1 SEASON		0-2
11 CAREER SEASONS		58-72
8 COLLEGE SEASONS		47-45

HEAD COACH MATT RHULE



2019 NATIONAL COACH OF THE YEAR

- 1ST SEASON AT NEBRASKA
- 8TH COLLEGIATE SEASON
- 11TH CAREER SEASON

Matt Rhule has a proven track record as a program builder. In his first two collegiate head coaching jobs at Temple (2013-16) and Baylor (2017-19), Rhule led both the Owls and the Bears to their most victories in school history in just his third season. He also took both teams to the conference championship game in year three.

Rhule took Temple from two wins in his first season to a school-record 10 victories in both his third and fourth seasons with an appearance in the conference championship game both seasons. He then took Baylor from one win in his first season to a school-record 11 victories in his third season and an appearance in the Big 12 Championship Game and the Sugar Bowl.

Over his last five collegiate seasons before taking the Nebraska job (2015-19), Rhule won one conference title, three division titles and produced three seasons with double-digit wins.

TAKING TEMPLE TO NEW HEIGHTS

In his tenure at Temple from 2013 to 2016, Rhule took the Owls to new heights.

- In Rhule's second season in 2014, Temple posted the program's first win over an SEC team since 1938, its first win over a ranked opponent in 16 seasons and the program's largest margin of victory in nearly 50 years.
- Rhule won 10 games in both 2015 and 2016. He is responsible for two of the three 10-win seasons in Temple's 124-year history.
- He also took the Owls to back-to-back bowl games in 2015 and 2016, the first time Temple played in a bowl in consecutive seasons.
- In 2015, Rhule led Temple to the American Athletic Conference Championship Game, the first conference title game in program history.
- The next season, Rhule guided the Owls to their second conference title in program history and the first in nearly 40 years.
- Temple has spent a total of 16 weeks ranked in the 87-year history of the Associated Press top-25 poll. More than half of those top-25 rankings (9) came under Rhule in 2015 and 2016.

AN ENCORE AT BAYLOR

At Temple, Rhule led the Owls to their highest season win total in program history, their first conference championship game appearance and an impressive run in the national rankings. He produced an encore by repeating each of those same feats in three seasons at Baylor.

- Baylor finished with 11 losses in Rhule's first season in 2017 but two years later, he guided the Bears to 11 wins in 2019. Baylor became the first Power Five program to go from 11 losses to 11 wins in two or fewer seasons.
- Baylor won its final two games of the 2018 season and its first nine games of the 2019 campaign. The 11 straight victories marked the second-longest winning streak in school history, while Baylor's 9-0 start in 2019 was the best start in program history.
- In 2019, Rhule led Baylor to its most wins (11) in school history, the Bears advanced to their first Big 12 Championship Game and played in the Sugar Bowl for only the second time in program history.
- Baylor finished with a No. 13 ranking in 2019, the Bears' second-highest final ranking since 1951.

ASSISTANT COACHING STAFF



TONY WHITE
ASSOCIATE HEAD COACH /
DEFENSIVE COORDINATOR

1ST YEAR

- 2022 Nominee for Broyles Award (Nation's Top Assistant Coach)
- Defensive Coordinator in the ACC, Big Ten & Pac-12
- Syracuse Ranked in the Top 30 in Total Defense in both 2021 & 2022



ROB DVORACEK
ASSISTANT COACH - LINEBACKERS

1ST YEAR

- 6 of His 7 Seasons Have Been Spent at a Power Five Program or in the NFL
- Helped the Carolina Panthers Rank 2nd in the NFL in Total Defense in 2021
- Helped Lehigh Rank in the Top 20 in the FCS in Scoring Defense in 2019



MARCUS SATTERFIELD
OFFENSIVE COORDINATOR

1ST YEAR

- 12th Season as an Offensive Coordinator, Plus 2 Seasons as a Head Coach
- In 2022, South Carolina Had the 4th-Highest Scoring Offense in Program History
- Tutored the All-Time Leading Passer at Both Temple & Chattanooga



TERRANCE KNIGHTON
ASSISTANT COACH - DEFENSIVE LINE

1ST YEAR

- 2 Seasons of NFL Coaching Experience Following a 7-Year NFL Career
- Helped the Carolina Panthers Rank 2nd in the NFL in Total Defense in 2021
- Coached the Only 2 Defensive Linemen in Wagner History Who Went on to the NFL



ED FOLEY
SPECIAL TEAMS COORDINATOR

1ST YEAR

- Experience as a Collegiate Head Coach, Offensive Coordinator, Special Teams Coordinator & NFL Assistant
- His Special Teams Have Ranked in the Top 25 in 4 of His Last 5 College Seasons
- 30 Blocked Kicks in 7 Seasons as a Collegiate Special Teams Coach



JOSH MARTIN
ASSISTANT COACH - TIGHT ENDS

1ST YEAR

- Has Coached Tight Ends at Nebraska (2023), SMU (2018-21) & Arizona State (2015)
- Developed 2 Tight Ends into NFL Draft Picks in 4 Seasons at SMU
- Helped Kylen Granson Set an SMU Tight End Record with 14 Career Receiving TDs



E.J. BARTHEL
ASSISTANT COACH - RUNNING BACKS

1ST YEAR

- Boasts Big Ten Experience at Nebraska, Penn State & Rutgers
- UConn ranked 33rd in Rushing in 2022 While Winning Its Most Games Since 2010
- William & Mary Had the Most Improved Rushing Offense in the FCS in 2019



GARRET MCGUIRE
ASSISTANT COACH - WIDE RECEIVERS

1ST YEAR

- 1st College Coaching Job After 2 Seasons in the NFL to Begin His Coaching Career
- Helped Carolina's DJ Moore Rank 15th in the NFL in Touchdown Catches in 2022
- Son of Texas Tech Head Coach Joey McGuire



EVAN COOPER
ASSISTANT COACH - SECONDARY
DEFENSIVE PASS GAME COORDINATOR

1ST YEAR

- Experience at Miami, Baylor, Nebraska & as an NFL Assistant
- Carolina Ranked 2nd in the NFL in Total Defense & 4th in Pass Defense in 2021
- Helped Baylor Rank 5th in Interceptions in 2019 & 18th in Pass Efficiency Defense



DONOVAN RAIOLA
ASSISTANT COACH - OFFENSIVE LINE

2ND YEAR

- Experience Coaching the Offensive Line at Nebraska, Notre Dame & in the NFL
- Has Coached at 2 of the 10 Winningest Programs in College Football History
- Helped the Chicago Bears Advance to the NFL Playoffs in 2 of His 4 Seasons

THE LAST TIME AN INDIVIDUAL...

OFFENSE

100 YARDS RUSHING

Nebraska: Anthony Grant (115), vs. Minnesota (Nov. 5, 2022)
Opponent: Kaleb Johnson (109), at Iowa (Nov. 25, 2022)

200 YARDS RUSHING

Nebraska: Ameer Abdullah (225), vs. Rutgers (Oct. 25, 2014)
Opponent: Braelon Allen (228), at Wisconsin (Nov. 20, 2021)

300 YARDS RUSHING

Nebraska: Roy Helu Jr. (307), vs. Missouri (Oct. 30, 2010)
Opponent: Melvin Gordon (408), at Wisconsin (Nov. 15, 2014)

4 RUSHING TOUCHDOWNS

Nebraska: Ameer Abdullah (4), at Northwestern (Oct. 18, 2014)
Opponent: Melvin Gordon (4), at Wisconsin (Nov. 15, 2014)

MORE THAN 4 RUSHING TOUCHDOWNS

Nebraska: Calvin Jones (6), at Kansas (Nov. 9, 1991)
Opponent: Chris Brown (6), at Colorado (Nov. 23, 2001)

300 YARDS PASSING

Nebraska: Casey Thompson (354), at Purdue (Oct. 15, 2022)
Opponent: Shedeur Sanders (393), at Colorado (Sept. 9, 2023)

400 YARDS PASSING

Nebraska: Tanner Lee, at Purdue (431), Oct. 28, 2017
Opponent: Kyle Vanstrece (409), Georgia Southern (Sept. 10, 2022)

500 YARDS PASSING

Nebraska: Joe Ganz (510), vs. Kansas State (Nov. 10, 2007)
Opponent: Tim Rattay (590), Louisiana Tech (Aug. 29, 1998)

30 COMPLETIONS

Nebraska: Tanner Lee (32), at Purdue (Oct. 28, 2017)
Opponent: Shedeur Sanders (31), at Colorado (Sept. 9, 2023)

40 COMPLETIONS

Nebraska: Never Happened
Opponent: Clayton Thorson (41), at Northwestern (Oct. 13, 2018)

4 PASSING TOUCHDOWNS

Nebraska: Ryker Fyfe (4), at Purdue (Oct. 31, 2015)
Opponent: Aidan O'Connell (4), at Purdue (Oct. 15, 2022)

MORE THAN 4 PASSING TOUCHDOWNS

Nebraska: Joe Ganz (7), vs. Kansas St. (Nov. 10, 2007)
Opponent: J.T. Barrett (5), Ohio State, Oct. 14, 2017

TD PASS BY A NON-QUARTERBACK

Nebraska: De'Mornay Pierson-El (WR), at Northwestern (Oct. 18, 2014)
Opponent: Brayden Willis (TE), vs. Oklahoma (Sept. 17, 2022)

10 RECEPTIONS

Nebraska: Trey Palmer (10), vs. Oklahoma (Sept. 17, 2022)
Opponent: Xavier Weaver (10), at Colorado (Sept. 9, 2023)

100 RECEIVING YARDS

Nebraska: Trey Palmer (165), at Iowa (Nov. 25, 2022)
Opponent: Xavier Weaver (170), at Colorado (Sept. 9, 2023)

200 RECEIVING YARDS

Nebraska: Trey Palmer (237), at Purdue (Oct. 15, 2022)
Opponent: Jaxon Smith-Njigba (240), vs. Ohio State (Nov. 6, 2021)

3 RECEIVING TOUCHDOWNS

Nebraska: Brandon Kinnie (3), at Oklahoma State (Oct. 23, 2010)
Opponent: Dezmon Briscoe (3), at Kansas (Nov. 3, 2007)

500 TOTAL OFFENSE YARDS

Nebraska: Joe Ganz (521), at Colorado (Nov. 23, 2007)
Opponent: Tim Rattay (568), Louisiana Tech (Aug. 29, 1998)

LONG OFFENSIVE PLAYS

60-69 YARD RUN

Nebraska: Trey Palmer (60), at Purdue (Oct. 15, 2022)
Opponent: Dillon Gabriel (61), vs. Oklahoma (Sept. 17, 2022)

70-79 YARD RUN

Nebraska: Adrian Martinez (71), vs. Buffalo (Sept. 11, 2021)
Opponent: Braelon Allen (71, TD), at Wisconsin (Nov. 20, 2021)

80-89 YARD RUN

Nebraska: Zavier Betts (83, TD), vs. Northwestern (Oct. 2, 2021)
Opponent: Jonathan Taylor (88, TD), at Wisconsin (Oct. 6, 2018)

90-99 YARD RUN

Nebraska: Taylor Martinez (92, TD), at UCLA (Sept. 8, 2012)
Opponent: Eli Roberson (91, TD), Kansas St. (Nov. 16, 2002)

60-69 YARD PASS

Nebraska: Thompson to Palmer (64), at Purdue (Oct. 15, 2022)
Opponent: Morgan to Autman-Bell (69), Minnesota (Oct. 20, 2018)

70-79 YARD PASS

Nebraska: Thompson to Palmer (72, TD), at Purdue (Oct. 15, 2022)
Opponent: Stroud to Smith-Njigba (75), vs. Ohio St. (Nov. 6, 2021)

80-89 YARD PASS

Nebraska: Thompson to Palmer (87, TD), at Iowa (Nov. 25, 2022)
Opponent: Plummer to Bell (89, TD), at Purdue (Dec. 5, 2020)

90-99 YARD PASS

Nebraska: Armstrong Jr. to Enunwa (99, TD), vs. Georgia (Jan. 1, 2014)
Opponent: Montez to Nixon (96, TD), at Colorado (Sept. 7, 2019)

DEFENSE

15 TACKLES

Nebraska: Luke Reimer (15), vs. Northwestern (Aug. 27, 2022)
Opponent: Jack Campbell (16), vs. Iowa (Nov. 26, 2021)

20 TACKLES

Nebraska: Lee Kunz (23), at Oklahoma (Nov. 25, 1977)
Opponent: Ryan Greenhagen (31), Fordham (Sept. 4, 2021)*
 *-opponent school record

3.0 OR MORE SACKS

Nebraska: Randy Gregory (3.0), at Michigan (Nov. 9, 2013)
Opponent: Mustaf Johnson (3.0), at Colorado (Sept. 7, 2019)

5 OR MORE TFLs

Nebraska: Cianté Evans (5), vs. Northwestern (Nov. 2, 2013)
Opponent: A.J. Epenesa (5), Iowa (Nov. 29, 2019)

5 PASS BREAKUPS

Nebraska: Dicaprio Bootle (5), at Michigan (Sept. 22, 2018)
Opponent: Never Happened

2 INTERCEPTIONS

Nebraska: Marques Buford Jr. (2), vs. Georgia Southern (Sept. 10, 2022)
Opponent: Tyler Nubin (2), at Minnesota (Aug. 31, 2023)

MORE THAN 2 INTERCEPTIONS

Nebraska: Matt O'Hanlon (3), vs. Oklahoma (Nov. 7, 2009)
Opponent: Anthony Brown (3), at Purdue (Oct. 31, 2015)

RETURNED AN INTERCEPTION FOR A TOUCHDOWN

Nebraska: Cam Taylor-Britt (38 yds), vs. Iowa (Nov. 29, 2019)
Opponent: Jalen Graham (45 yards), Purdue (Oct. 30, 2021)

RETURNED A FUMBLE FOR A TOUCHDOWN

Nebraska: Deontai Williams (26 yards) vs. Penn State (Nov. 14, 2020)
Opponent: Myles Jackson (0 yards), Indiana (Oct. 1, 2022)

SPECIAL TEAMS

PUNT RETURN TOUCHDOWN

Nebraska: JD Spielman (76 yds), vs. South Alabama (Aug. 31, 2019)
Opponent: Jayden Reed (62 yards), at Michigan State (Sept. 25, 2021)

KICKOFF RETURN TOUCHDOWN

Nebraska: JD Spielman (99 yds), vs. Arkansas St. (Sept. 2, 2017)
Opponent: Stephen Bracey (91 yards), at Wisconsin (Nov. 20, 2021)

BLOCKED PUNT

Nebraska: Phalen Sanford (1), at Purdue (Oct. 15, 2022)
Opponent: Max Melton (1), vs. Rutgers (Oct. 7, 2022)

BLOCKED PUNT RETURNED FOR TOUCHDOWN

Nebraska: Malcolm Hartzog (30 yards), vs. Indiana (Oct. 1, 2022)
Opponent: Kyle Fisher (14 yds), vs. Iowa (Nov. 26, 2021)

THE LAST TIME A TEAM...

OFFENSE

300 YARDS RUSHING

Nebraska: vs. Northwestern, Oct. 2, 2021 (427)
Opponent: vs. Oklahoma, Sept. 17, 2022 (312)

400 YARDS RUSHING

Nebraska: vs. Northwestern, Oct. 2, 2021 (427)
Opponent: at Minnesota, Nov. 11, 2017 (409)

500 YARDS RUSHING

Nebraska: at Baylor, Oct. 13, 2001 (641)
Opponent: at Wisconsin, Nov. 15, 2014 (581)

300 YARDS PASSING

Nebraska: at Purdue, Oct. 15, 2022 (354)
Opponent: at Colorado, Sept. 9, 2023 (396)

400 YARDS PASSING

Nebraska: at Wisconsin, Oct. 6, 2018 (407)
Opponent: vs. Georgia Southern, Sept. 10, 2022 (409)

500 YARDS PASSING

Nebraska: vs. Kansas State, Nov. 10, 2007 (519)
Opponent: Louisiana Tech, Aug. 29, 1998 (590)

600 YARDS OF OFFENSE

Nebraska: vs. Northwestern, Oct. 2, 2021 (657)
Opponent: at Purdue, Oct. 15, 2022 (606)

700 YARDS OF OFFENSE

Nebraska: vs. Florida Atlantic, Aug. 30, 2014 (784 yards)
Opponent: Never accomplished

50 POINTS

Nebraska: vs. Northwestern, Oct. 2, 2021 (Nebraska won, 56-7)
Opponent: Ohio State, Oct. 24, 2020 (Ohio State won 52-17)

60 POINTS

Nebraska: vs. Idaho State, Sept. 22, 2012 (Nebraska won, 73-7)
Opponent: at Ohio State, Nov. 5, 2016 (Ohio State won 62-3)

TWO 100-YARD RUSHERS

Nebraska: at Rutgers, Dec. 18, 2020 (Mills, Martinez)
Opponent: Illinois, Nov. 21, 2020 (Epstein, Brown)

THREE 100-YARD RUSHERS

Nebraska: vs. Minnesota, Oct. 20, 2018 (Ozigbo, Martinez, Washington)
Opponent: Wisconsin, Dec. 1, 2012 (Gordon, Ball, White)

TWO 100-YARD RECEIVERS

Nebraska: at Wisconsin, Nov. 20, 2021 (Allen, Toure)
Opponent: Ohio State, Oct. 24, 2020 (Wilson, Olave)

BLOCKED PUNT FOR A SAFETY

Nebraska: Marquel Dismuke (1) vs. Illinois (Nov. 10, 2018)
Opponent: Keandre Jones (1), Ohio St. (Nov. 3, 2018)

BLOCKED FIELD GOAL

Nebraska: Cam Taylor-Britt (1), at Michigan State (Sept. 25, 2021)
Opponent: Jalen McKie (1) & Antonio Jones-Davis (1), No. Ill. (Sept. 14, 2019)

BLOCKED FG RETURNED FOR TOUCHDOWN

Nebraska: Nathan Gerry (85 yds) vs. Minnesota (Nov. 22, 2014)
Opponent: Never Happened

DEFENSE

POSTED A SHUTOUT

Nebraska: vs. Arizona, Dec. 30, 2009 (33-0)
Opponent: Arizona State, Sept. 21, 1996 (19-0)

RECORDED A DEFENSIVE SAFETY

Nebraska: vs. Arizona, Dec. 30, 2009 (33-0)
Opponent: Minnesota, Oct. 16, 2021 (23-30)

2 DEFENSIVE TOUCHDOWNS

Nebraska: vs. South Alabama, Aug. 31, 2019 (1 IR, 1 fumble return)
Opponent: Northern Illinois, Sept. 16, 2017 (2 interception returns)

4 INTERCEPTIONS

Nebraska: vs. Wyoming, Sept. 10, 2016 (5)
Opponent: Purdue, Oct. 30, 2021 (4)

15 TFLs

Nebraska: at Michigan, Nov. 9, 2013 (16)
Opponent: vs. Oklahoma, Dec. 4, 2010 (17)

7 OR MORE SACKS

Nebraska: at Colorado, Sept. 9, 2023 (8)
Opponent: at Michigan State, Sept. 25, 2021 (7)

15 PASS BREAKUPS

Nebraska: Kansas, Oct. 2, 2004 (17)
Opponent: Never Happened

MISCELLANEOUS

SAFETY OF ANY KIND

Nebraska: Blocked Punt vs. Illinois (Nov. 10, 2018)
Opponent: Sack in End Zone by Minnesota (Oct. 16, 2021)

WAS NOT PENALIZED

Nebraska: vs. Maine, Sept. 3, 2005
Opponent: Iowa, Sept. 4, 1999

OVERCAME A HALFTIME DEFICIT TO WIN

Nebraska: at Rutgers, Oct. 7, 2022 (trailed, 13-0, won 14-13)
Opponent: Wisconsin, Nov. 9, 2022 (trailed, 7-0, won 15-14)

WON WHEN TRAILING AFTER 3 QUARTERS

Nebraska: at Rutgers, Oct. 7, 2022 (trailed 13-7, won 14-13)
Opponent: at Minnesota, Aug. 31, 2023 (trailed 10-3, won 13-10)

OVERTIME GAME

at Michigan State, Sept. 25, 2021 (Michigan State won, 23-20)

NEBRASKA OVERTIME WIN

at Iowa, Nov. 28, 2014 (Nebraska won 37-34)

NUMERICAL ROSTER
2023 NEBRASKA FOOTBALL ROSTER

NO.	NAME	POS.	NO.	NAME	POS.	HT.	WT.	YR.	HOMETOWN (HIGH SCHOOL/COLLEGE)
0	Nash Hutmacher	DL	30	Alvano, Tristan	PK	6-1	200	Fr.	Omaha, Neb. (Westside)
1	Billy Kemp IV	WR	83	Appleget, Jake	TE	6-4	235	RFr.	Lincoln, Neb. (Southeast)
2	Isaac Gifford	DB	42	Ballard, Cole	RB	5-11	185	Fr.	Elkhorn, Neb. (South)
3	Nick Henrich	LB	35	Barnes, D'Andre	DB	6-0	175	Fr.	Aurora, Colo. (Regis Jesuit)
4	Luke Reimer	LB	47	Becker, Caden	TE	6-4	235	RFr.	Omaha, Neb. (Skutt Catholic/Wyoming)
4	John Bullock	LB	40	Bell, Demitrius	WR	6-0	175	Fr.	Nashville, Tenn. (McGavock)
6	Quinton Newsome	DB	54 ***	Benhart, Bryce	OL	6-9	315	Jr.	Lakeville, Minn. (Lakeville North)
7	Jeff Sims	QB	96	Black, Leslie	DL	6-6	230	Fr.	Statesboro, Ga. (Statesboro)
8	DeShon Singleton	DB	38 *	Bleekrode, Timmy	PK	5-8	190	Jr.	Atlanta, Ga. (Marist School/Furman)
9	Ty Robinson	DL	87 *	Boerkircher, Nate	TE	6-5	245	So.	Aurora, Neb. (Aurora)
10	Jimari Butler	LB	16	Bonner, Janiran	FB	6-2	220	RFr.	Ellenwood, Ga. (Cedar Grove)
10	Heinrich Haarberg	QB	43	Booker III, Michael	LB	6-1	210	So.	Grand Prairie, Texas (South Grand Prairie)
11	Joshua Fleeks	WR	21	Boote II, Dwight	DB	5-9	170	Fr.	Miami, Fla. (Palmetto)
11	Cameron Lenhardt	DL	73	Borchers, David	OL	6-2	305	Fr.	Eldridge, Iowa (North Scott)
12	Omar Brown	DB	14	Borders, Chief	LB	6-4	245	So.	Chicago, Ill. (Heard County [Ga./Florida])
12	Chubba Purdy	QB	53	Bower, Jacob	LB	6-0	195	Fr.	Rancho Santa Margarita, Calif. (Santa Margarita Catholic)
13	Malcolm Hartzog	DB	39	Branch, Derek	DB	5-11	185	So.	Lincoln, Neb. (Southeast)
13	Marcus Washington	WR	78	Brandl, Jacob	OL	6-3	280	Fr.	Omaha, Neb. (Creighton Prep)
14	Chief Borders	LB	26	Bretz, Koby	DB	6-2	215	So.	Omaha, Neb. (Westside)
14	Rahmir Johnson	RB	41	Brown, Elliott	WR	5-11	180	So.	Omaha, Neb. (Elkhorn South)
15	Malachi Coleman	WR	12 *	Brown, Omar	DB	6-1	200	Sr.	Minneapolis, Minn. (North/Northern Iowa)
15	Tamon Lynum	DB	88	Buckley, Ru'Quan	DL	6-5	295	So.	Wyoming, Mich. (Godwin Heights)
16	Janiran Bonner	FB	46	Buda, Grant	LB	6-0	220	So.	Lincoln, Neb. (Southwest)
16	Elijah Jeudy	DL	24 **	Buford Jr., Marques	DB	5-11	190	Jr.	DeSoto, Texas (Trinity Christian/St. Thomas More [Conn.] Prep)
17	Ty Hahn	WR	84	Bullock, Alex	WR	6-2	205	So.	Omaha, Neb. (Creighton Prep)
17	Jack Woche	QB	5 **	Bullock, John	LB	6-0	220	Jr.	Omaha, Neb. (Creighton Prep)
18	Brian Buschini	P	18 *	Buschini, Brian	P	6-1	225	Jr.	Helena, Mont. (Capital/Montana)
18	Princewill Umanmielen	DL	50	Bustard, Noah	LB	6-1	220	Fr.	Omaha, Neb. (Elkhorn South)
19	Jaylen Lloyd	WR	10 *	Butler, Jimari	LB	6-4	245	So.	Mobile, Ala. (Murphy)
19	Luke Longval	QB	55	Carroll-Jackson, Vincent	DL	6-5	270	Fr.	Harrisburg, Pa. (Central Dauphin East)
19	Kaine Williams	LB	86	Charles, Jeremiah	WR	6-0	160	Fr.	Arlington, Texas (Arlington Martin)
21	Dwight Bootle II	DB	36	Closman, Blake	DB	5-9	190	So.	Elkhorn, Neb. (Millard North)
21	Emmett Johnson	RB	15	Coleman, Malachi	WR	6-4	190	Fr.	Lincoln, Neb. (East)
22	Gabe Ervin Jr.	RB	23	Collier Jr., Corey	DB	6-1	190	So.	Miami, Fla. (Palmetto/Florida)
22	Ashton Hausmann	DB	53	Connealy, Conor	OL	6-3	230	Fr.	Elkhorn, Neb. (Mount Michael Benedictine)
23	Corey Collier Jr.	DB	69 **	Corcoran, Turner	OL	6-6	310	Jr.	Lawrence, Kan. (Free State)
23	Anthony Grant	RB	54	Demma, Korver	LB	6-2	220	Fr.	Gretna, Neb. (Gretna)
24	Marques Buford Jr.	DB	98	DePooter, Will	LS	6-0	195	Fr.	Omaha, Neb. (Westside)
24	Thomas Fidone II	TE	85	Doss, Jaidyn	WR	5-11	190	Fr.	Raymore, Mo. (Raymore-Peculiar)
25	Javier Morton	DB	48	Echternach, Cayden	TE	6-3	230	Fr.	Bennington, Neb. (Bellevue West)
25	Kenneth Williams	RB	22 *	Ervin Jr., Gabe	RB	6-0	220	So.	Buford, Ga. (Buford)
26	Koby Bretz	DB	51	Evans-Jenkins, Justin	OL	6-1	315	RFr.	East Orange, N.J. (Irvington)
26	Roman Mangini	WR	24	Fidone II, Thomas	TE	6-6	250	So.	Council Bluffs, Iowa (Lewis Central)
28	Kwinten Ives	RB	29	Fields, Eric	LB	6-1	195	Fr.	Ardmore, Okla. (Ardmore)
28	Ethan Nation	DB	11	Fleeks, Joshua	WR	6-0	205	Sr.	Dallas, Texas (Cedar Hill/Baylor)
29	Eric Fields	LB	82	Garcia-Castaneda, Isaiah	WR	6-0	190	Jr.	Twentynine Palms, Calif. (Twentynine Palms/Saddleback College/New Mexico State)
30	Tristan Alvano	PK	42	Gbayor, Mikai	LB	6-2	230	So.	Irvington, N.J. (Irvington)
30	Randolph Kpai	LB	2 ***	Gifford, Isaac	DB	6-1	205	Jr.	Lincoln, Neb. (Southeast)
31	Tommi Hill	DB	89	Gilbert, Arik	TE	6-5	275	So.	Marietta, Ga. (Marietta/LSU/Georgia)
32	Barron Miles Jr.	WR	58	Goldman, Mason	OL	6-5	260	Fr.	Gretna, Neb. (Gretna)
32	Rahmir Stewart	DB	46	Goodwin, John	TE	6-3	245	Fr.	Lincoln, Neb. (Lincoln High)
33	Javin Wright	LB	77	Gottula, Gunnar	OL	6-5	295	Fr.	Lincoln, Neb. (Southeast)
34	Barret Liebenritt	FB	23 *	Grant, Anthony	RB	5-11	205	Sr.	Buford, Ga. (Buford/Florida State/ New Mexico Military Institute)
34	Garrett Snodgrass	LB	97 *	Gunnerson, Blaise	DL	6-6	265	So.	Carroll, Iowa (Kuemper Catholic)
35	D'Andre Barnes	DB	10	Haarberg, Heinrich	QB	6-5	215	So.	Kearney, Neb. (Catholic)
35	Trevin Luben	RB	17 *	Hahn, Ty	WR	6-2	200	So.	Johnson, Neb. (Johnson-Brock)
36	Blake Closman	DB	37	Harris, Isaiah	RB	5-8	185	So.	Omaha, Neb. (Millard South)
36	Taveon Thompson	WR	13 *	Hartzog, Malcolm	DB	5-9	175	So.	Silver Creek, Miss. (Jefferson Davis County)
37	Isaiah Harris	RB	22	Hausmann, Ashton	DB	5-11	220	So.	Roca, Neb. (Norris)
37	Phalen Sanford	DB	88	Hausmann, Cooper	WR	5-11	185	RFr.	Roca, Neb. (Norris)
38	Timmy Bleekrode	PK	3 ***	Henrich, Nick	LB	6-3	235	Jr.	Omaha, Neb. (Burke)
38	Cooper Wilson	DB	80	Herbek, Jacob	DL	6-5	260	Jr.	Grand Island, Neb. (Central Catholic)
39	Derek Branch	DB	31 *	Hill, Tommi	DB	6-0	195	Jr.	Orlando, Fla. (Edgewater/Arizona State)
39	Gage Wager	P	90	Hohl, Jacob	P	6-2	210	Jr.	Lincoln, Neb. (Southwest/Nebraska Wesleyan)
40	Demitrius Bell	WR	71	Hood, Jacob	OL	6-8	350	RFr.	Nashville, Tenn. (Hillsboro/Georgia)
40	Trevor Ruth	FB	0 **	Hutmacher, Nash	DL	6-4	330	Jr.	Oacoma, S.D. (Chamberlain)
41	Elliott Brown	WR	28	Ives, Kwinten	RB	6-2	185	Fr.	Beverly, N.J. (Palmyra)
42	Cole Ballard	RB	16	Jeudy, Elijah	DL	6-3	280	So.	Philadelphia, Pa. (Northeast/Texas A&M)
			21	Johnson, Emmett	RB	5-11	190	RFr.	Minneapolis, Minn. (Academy of Holy Angels)
			14 ****	Johnson, Rahmir	RB	5-10	185	Jr.	Harlem, New York City, N.Y. (Bergen Catholic [N.J.])
			49	Jones, Mason	DB	5-11	185	Fr.	Omaha, Neb. (Burke)
			1	Kemp IV, Billy	WR	5-9	180	Sr.	Richmond, Va. (Highland Springs/Virginia)
			45	Klover, Braden	FB	6-2	235	So.	Wymore, Neb. (Southern)
			75	Knaak, Tyler	OL	6-6	325	RFr.	Cottonwood Heights, Utah (Brighton/Utah)
			74	Knutson, Brock	OL	6-7	305	Fr.	Scottsbluff, Neb. (Scottsbluff)
			30	Kpai, Randolph	LB	6-2	210	So.	Sioux Falls, S.D. (Washington)

92	Lefotu, Sua	DL	6-3	300
11	Lenhardt, Cameron	DL	6-3	250
34	Liebentritt, Barret	FB	6-0	235
44	Lindenmeyer, Luke	TE	6-3	260
19	Lloyd, Jaylen	WR	5-10	160
19	Longval, Luke	QB	6-2	200
35	Luben, Trevin	RB	5-11	205
59	* Lutovsky, Henry	OL	6-6	325
15	Lynum, Tamon	DB	6-2	185
95	Maciejczak, Jason	DL	6-2	320
67	Mancino, Joey	OL	6-1	295
26	Mangini, Roman	WR	5-10	170
	Mazzccua, Maurice	RB	5-8	175
70	Menning, Keegan	OL	6-5	330
32	Miles Jr., Barron	WR	5-10	175
25	* Morton, Javier	DB	6-2	195
28	Nation, Ethan	DB	5-10	160
6	**** Newsome, Quinton	DB	6-1	185
75	Noonan, Maverick	LB	6-4	235
63	* Nouili, Nouredin	OL	6-4	315
45	Ortiz, Marco	LS	6-4	245
95	Pankratz, Spencer	PK	6-2	205
61	Parrott, Dylan	OL	6-5	330
49	Pasko, Danny	LB	6-1	210
57	*** Piper, Ethan	OL	6-3	305
65	* Prochazka, Teddy	OL	6-10	325
12	Purdy, Chubba	QB	6-2	210
4	**** Reimer, Luke	LB	6-1	225
9	*** Robinson, Ty	DL	6-6	310
52	Rogers, Dylan	LB	6-3	235
86	* Rollins, AJ	DL	6-5	245
40	Ruth, Trevor	FB	6-0	235
44	Safeullah, Syncere	DB	6-2	175
37	*** Sanford, Phalen	DB	5-11	195
66	Scott, Ben	OL	6-5	305
79	Seagren, Grant	OL	6-6	260
48	Sherman, MJ	LB	6-3	250
7	Sims, Jeff	QB	6-4	220
8	* Singleton, DeShon	DB	6-3	205
62	Sledge, Sam	OL	6-3	285
81	Smith Flores, Ismael	TE	6-4	225
34	** Snodgrass, Garrett	LB	6-3	230
47	Stenger, Gage	LB	6-2	190
32	Stewart, Rahmir	DB	5-11	200
87	Tagaloa, Brodie	DL	6-4	260
56	** Tagge, Grant	LB	6-1	205
43	Ternus, Landon	FB	6-0	230
36	Thompson, Taveon	WR	6-3	205
80	Turner, Brice	WR	6-0	175
18	Umanmielen, Princewill	DL	6-4	240
94	Van Poppel, Riley	DL	6-5	275
39	Wager, Gage	P	5-10	185
93	Wallin, Kai	DL	6-5	250
13	* Washington, Marcus	WR	6-2	190
90	Williams, James	DL	6-5	235
25	Williams, Kenneth	RB	5-11	175
19	Williams, Kaine	LB	6-2	215
38	Wilson, Cooper	DB	6-3	190
96	Witucki, Camden	LS	6-2	225
17	Woche, Jack	QB	6-1	210
33	* Wright, Javin	LB	6-5	215

Lettermen in Bold; *Indicates Letters Earned

PRONUNCIATION GUIDE

Nate Boerkircher.....BORE-kurr-churr
 Janiran Bonner.....juh-NIGH-run
 Ru'Quan Buckley.....ROO-kwan
 Marques Buford Jr. marr-KEESE
 Brian Buschini.....boo-SHEEN-ee
 Jimari Butler.....jih-MAR-ee
 Malachi Coleman.....MAL-uh-kie
 Corey Collier Jr. CALL-yer
 Thomas Fidone II.....fuh-DOAN-ee
 Isaiah Garcia-Castaneda CAST-uh-NAY-duh
 Mikai Gbayor.....meh-KYE BAY-er
 Gunnar Gottula.....guh-TOO-luh
 Heinrich Haarberg.....HINE-rick HARR-burg
 Ashton/Cooper Hausmann.....HOUSE-munn
 Nick Henrich.....HEN-ritch
 Jacob Hohl.....HOLE
 Nash Hutmacher.....HUT-make-urr
 Elijah Jeudy.....JUDY

Fr.	Bellflower, Calif. (St. John Bosco)
Fr.	Staten Island, N.Y. (IMG [Fla.] Academy)
So.	Omaha, Neb. (Skutt Catholic/Notre Dame)
RFr.	La Vista, Neb. (Papillion-La Vista)
Fr.	Omaha, Neb. (Westside)
RFr.	Sioux City, Iowa (East/Iowa Western CC)
So.	Wahoo, Neb. (Wahoo)
So.	Crawfordsville, Iowa (Mount Pleasant)
So.	Orlando, Fla. (Evans)
Fr.	Pierre, S.D. (T.F. Riggs)
So.	Holmdel, N.J. (Holmdel)
RFr.	Mesa, Ariz. (Desert Ridge)
Jr.	Philadelphia, Pa. (Neumann-Goretti/West Chester University)
So.	Fremont, Neb. (Fremont)
So.	Montreal, Quebec, Canada (Chandler [Ariz.]
Jr.	Atlanta, Ga. (Stephenson/Garden City [Kan.] CC)
Fr.	Roswell, Ga. (Roswell)
Sr.	Suwanee, Ga. (North Gwinnett)
Fr.	Omaha, Neb. (Elkhorn South)
Sr.	Frankfurt, Germany (Norris/Colorado State)
So.	Richmond, Va. (Benedictine/Florida)
So.	Highlands Ranch, Colo. (Valor Christian/Furman)
RFr.	Eldridge, Iowa (North Scott)
Fr.	Chicago, Ill. (Lyons Township)
Jr.	Norfolk, Neb. (Norfolk Catholic)
So.	Elkhorn, Neb. (South)
So.	Queen Creek, Ariz. (Perry/Florida State)
Sr.	Ashland, Kan. (Lincoln [Neb.] North Star)
Jr.	Gilbert, Ariz. (Higley)
Fr.	Cypress, Texas (Cypress Woods)
So.	Omaha, Neb. (Creighton Prep)
RFr.	Seward, Neb. (Seward/Nebraska-Kearney)
Fr.	Nashville, Tenn. (IMG [Fla.] Academy)
Sr.	Benkelman, Neb. (Dundy County-Stratton/Hastings College)
Jr.	Honolulu, Hawaii (St. Louis/Arizona State)
Fr.	Oakland, Neb. (Oakland-Craig)
Jr.	Baltimore, Md. (St. John's College [D.C.] / Georgia)
Jr.	Jacksonville, Fla. (Sandalwood/Georgia Tech)
Jr.	Amite, La. (St. Helena/Hutchinson [Kan.] CC)
Fr.	Omaha, Neb. (Creighton Prep)
Fr.	Crowley, Texas (Arlington Martin)
Jr.	York, Neb. (York)
RFr.	Omaha, Neb. (Millard South)
Fr.	Philadelphia, Pa. (Imhotep Institute)
RFr.	Pittsburg, Calif. (De La Salle)
Jr.	Omaha, Neb. (Westside)
Fr.	Columbus, Neb. (Lakeview)
So.	Lincoln, Neb. (Southeast)
Fr.	Bay City, Texas (Bay City)
Fr.	Austin, Texas (Manor)
Fr.	Argyle, Texas (Argyle)
Fr.	Arlington, Texas (Arlington Martin)
So.	Sacramento, Calif. (Jesusit/American River CC)
Sr.	St. Louis, Mo. (Trinity Catholic/Texas)
So.	Parkville, Mo. (Park Hill South/Iowa Central CC)
Fr.	Detroit, Mich. (Lincoln [Neb.] High)
So.	Marrero, La. (John Ehret/Alabama)
Fr.	Bonney Lake, Wash. (Bonney Lake)
So.	Grand Blanc, Mich. (Grand Blanc Community)
RFr.	Austin, Texas (IMG [Fla.] Academy/Ole Miss)
Jr.	Chandler, Ariz. (Hamilton)

NUMERICAL ROSTER

42	Mikai Gbayor	LB
43	Michael Booker III	LB
43	Landon Ternus	FB
44	Luke Lindenmeyer	TE
44	Syncere Safeullah	DB
45	Braden Klover	FB
45	Marco Ortiz	LS
46	Grant Buda	LB
46	John Goodwin	TE
47	Caden Becker	TE
47	Gage Stenger	LB
48	Cayden Echternach	TE
48	MJ Sherman	LB
49	Mason Jones	DB
49	Danny Pasko	LB
50	Noah Bustard	LB
51	Justin Evans-Jenkins	OL
52	Dylan Rogers	LB
53	Jacob Bower	LB
53	Conor Connealy	OL
54	Bryce Benhart	OL
54	Korver Demma	LB
55	Vincent Carroll-Jackson	DL
56	Grant Tagge	LB
57	Ethan Piper	OL
58	Mason Goldman	OL
59	Henry Lutovsky	OL
61	Dylan Parrott	OL
62	Sam Sledge	OL
63	Nouredin Nouili	OL
65	Teddy Prochazka	OL
66	Ben Scott	OL
67	Joey Mancino	OL
69	Turner Corcoran	OL
70	Keegan Menning	OL
71	Jacob Hood	OL
73	David Borchers	OL
74	Brock Knutson	OL
75	Tyler Knaak	OL
75	Maverick Noonan	LB
77	Gunnar Gottula	OL
78	Jacob Brandl	OL
79	Grant Seagren	OL
80	Jacob Herbek	DL
80	Brice Turner	WR
81	Ismael Smith Flores	TE
82	Isaiah Garcia-Castaneda	WR
83	Jake Appleget	TE
84	Alex Bullock	WR
85	Jaidyn Doss	WR
86	Jeremiah Charles	WR
86	AJ Rollins	DL
87	Nate Boerkircher	TE
87	Brodie Tagaloa	DL
88	Ru'Quan Buckley	DL
88	Cooper Hausmann	WR
89	Arik Gilbert	TE
90	Jacob Hohl	P
90	James Williams	DL
92	Sua Lefotu	DL
93	Kai Wallin	DL
94	Riley Van Poppel	DL
95	Jason Maciejczak	DL
95	Spencer Pankratz	PK
96	Leslie Black	DL
96	Camden Witucki	LS
97	Blaise Gunnerson	DL
98	Will DePooter	LS
	Maurice Mazzccua	RB

CAREER STARTS - OFFENSE

PLAYER	'18	'19	'20	'21	'22	'23	ALL
Benhart	-	0	8	10	11	2	31
Scott	-	0~	4~	13~	11~	2	30
Corcoran	-	-	1	11	12	2	26
Sims	-	-	10&	6&	7&	2	25
Kemp IV	0+	2+	9+	10+	4+	0	25
Piper	-	0	7	3	8	2	20
Washington	-	1@	0@	7@	10	1	19
Nouili	-	7!	0	7	0	2	16
Grant	0\$	0\$	-	-	12	0	12
Gilbert	-	-	8#	0%	3%	0	8
G.-Castaneda	-	-	0^	7^	0	0	7
Johnson	-	0	0	7	0	0	7
Boerkircher	-	-	0	0	4	2	6
Prochazka	-	-	-	2	3	0	5
Fleeks	1*	1*	0*	1*	0*	0	3
Purdy	-	-	1\$	0\$	2	0	3
Ervin Jr.	-	-	-	2	0	2	4
Lutovsky	-	-	-	0	2	0	2
Fidone III	-	-	-	0	0	2	2
Lindenmeyer	-	-	-	-	0	1	1
Evans-Jenkins	-	-	-	-	0	1	1

~at Arizona State; +at Virginia; &at Georgia Tech;
 @at Texas; !at Colorado State; \$at Florida State;
 #at LSU; %at Georgia; ^at New Mexico State;
 *at Baylor;

CAREER STARTS - DEFENSE

PLAYER	'19	'20	'21	'22	'23	ALL
Brown	15*	7*	7*	0	2	31
Reimer	0	5	12	10	2	29
Newsome	0	1	12	12	2	27
Robinson	0	7	4	12	1	24
Henrich	0	1	12	5	0	18
Gifford	-	0	0	10	2	12
Buford Jr.	-	-	0	11	0	11
Hartzog	-	-	-	8	2	10
Hill	-	-	0^	5	0	5
Hutmacher	-	0	0	2	2	4
Wright	0	0	0	1	0	1
Lenhardt	-	-	-	-	2	2
Bullock	0	0	0	0	2	2
Singleton	-	-	-	0	2	2
Gunnerson	-	0	0	0	2	2
Gbayor	-	-	0	0	1	1

*at FCS Northern Iowa; ^at Arizona State

CAREER STARTS - SPECIAL TEAMS

PLAYER	'19	'20	'21	'22	'23	ALL
Bleekrode	0*	7*	11*	12	0	30
Buschini	0#	2#	13#	12	2	29
Alvano	-	-	-	-	2	2

*at Furman; #at Montana

OFFENSIVE DEPTH CHART

LT	69	Turner Corcoran	6-6	310	Jr.	Lawrence, Kan.
	77	Gunnar Gottula	6-5	295	Fr.	Lincoln, Neb.
	65	Teddy Prochazka	6-10	325	So.	Elkhorn, Neb.
LG	57	Ethan Piper	6-3	305	Jr.	Norfolk, Neb.
	62	Sam Sledge	6-3	285	Fr.	Omaha, Neb.
C	66	Ben Scott	6-5	305	Jr.	Honolulu, Hawaii
	51	Justin Evans-Jenkins	6-1	315	RFr.	East Orange, N.J.
RG	63	Noure Nouili	6-4	315	Sr.	Frankfurt, Germany
	59	Henry Lutovsky	6-6	325	So.	Crawfordsville, Iowa
RT	54	Bryce Benhart	6-9	315	Jr.	Lakeville, Minn.
	75	Tyler Knaak	6-6	325	RFr.	Cottonwood Heights, Utah
TE	87	Nate Boerkircher	6-5	245	So.	Aurora, Neb. -OR-
	24	Thomas Fidone II	6-6	250	So.	Council Bluffs, Iowa
SLOT	1	Billy Kemp IV	5-9	180	Sr.	Richmond, Va.
	11	Joshua Fleeks	6-0	205	Sr.	Dallas, Texas
WR	84	Alex Bullock	6-2	205	So.	Omaha, Neb.
	15	Malachi Coleman	6-4	190	Fr.	Lincoln, Neb. -OR-
	19	Jalen Lloyd	5-10	160	Fr.	Omaha, Neb.
WR	13	Marcus Washington	6-2	190	Sr.	St. Louis, Mo.
	17	Ty Hahn	6-2	200	So.	Johnson, Neb.
QB	7	Jeff Sims	6-4	220	Jr.	Jacksonville, Fla.
	10	Heinrich Haarberg	6-5	215	So.	Kearney, Neb. -OR-
	12	Chubba Purdy	6-2	210	So.	Queen Creek, Ariz.
RB	22	Gabe Ervin Jr.	6-0	220	So.	Buford, Ga.
	14	Rahmir Johnson	5-10	185	Jr.	Harlem (NYC), N.Y.
	23	Anthony Grant	5-11	205	Sr.	Buford, Ga.
	21	Emmett Johnson	5-11	190	RFr.	Minneapolis, Minn.
FB	16	Janiran Bonner	6-2	220	RFr.	Ellenwood, Ga. -OR-
	34	Barret Liebentritt	6-0	235	So.	Omaha, Neb.

DEFENSIVE DEPTH CHART

DE	9	Ty Robinson	6-6	310	Jr.	Gilbert, Arizona
	93	Kai Wallin	6-5	250	So.	Sacramento, Calif.
DT	0	Nash Hutmacher	6-4	330	Jr.	Oacoma, S.D.
	88	Ru'Quan Buckley	6-5	295	So.	Wyoming, Mich.
DE	97	Blaise Gunnerson	6-6	265	So.	Carroll, Iowa -OR-
	11	Cameron Lenhardt	6-3	250	Fr.	Staten Island, N.Y.
LB	4	Luke Reimer	6-1	225	Sr.	Ashland, Kan.
	5	John Bullock	6-0	220	Jr.	Omaha, Neb.
LB	3	Nick Henrich	6-3	235	Jr.	Omaha, Neb.
	33	Javin Wright	6-5	215	Jr.	Chandler, Ariz.
JACK	14	Chief Borders	6-4	245	So.	Chicago, Ill. -OR-
	48	MJ Sherman	6-3	250	Jr.	Baltimore, Md.
	10	Jimari Butler	6-4	245	So.	Mobile, Ala.
CB	6	Quinton Newsome	6-1	185	Sr.	Suwanee, Ga.
	31	Tommi Hill	6-0	195	Jr.	Orlando, Fla.
ROV	2	Isaac Gifford	6-1	205	Jr.	Lincoln, Neb.
	37	Phalen Sanford	5-11	195	Sr.	Benkelman, Neb.
S	12	Omar Brown	6-1	200	Sr.	Minneapolis, Minn.
	26	Koby Bretz	6-2	215	So.	Omaha, Neb.
S	8	DeShon Singleton	6-3	205	Jr.	Amite, La.
	23	Corey Collier Jr.	6-1	190	So.	Miami, Fla.
CB	13	Malcolm Hartzog	5-9	175	So.	Silver Creek, Miss.
	21	Dwight Bootle II	5-9	170	Fr.	Miami, Fla.

SPECIAL TEAMS DEPTH CHART

PK	30	Tristan Alvano	6-1	200	Fr.	Omaha, Neb. -OR-
	38	Timmy Bleekrode	5-8	190	Jr.	Atlanta, Ga.
P	18	Brian Buschini	6-1	225	Jr.	Helena, Mont.
	38	Timmy Bleekrode	5-8	190	Jr.	Atlanta, Ga.
KO	18	Brian Buschini	6-1	225	Jr.	Helena, Mont. -OR-
	30	Tristan Alvano	6-1	200	Fr.	Omaha, Neb.
H	18	Brian Buschini	6-1	225	Jr.	Helena, Mont.
LS	45	Marco Ortiz	6-4	245	Sr.	Richmond, Va.
	96	Camden Witucki	6-2	255	So.	Grand Blanc, Mich.
KR	21	Emmett Johnson	5-11	190	RFr.	Minneapolis, Minn.
	14	Rahmir Johnson	5-10	185	Jr.	Harlem (NYC), N.Y.
PR	1	Billy Kemp IV	5-9	180	Sr.	Richmond, Va.

2023 NEBRASKA GAME-BY-GAME STARTERS

OFFENSIVE STARTING LINEUPS

OPPONENT	WR	WR	WR	TE	RT	RG	C	LG	LT	QB	RB	PK
Minnesota	Fidone*	Lindenmeyer*	Evans-Jenkins*	Boerkircher	Benhart	Nouili	Scott	Piper	Corcoran	Sims	Ervin	Alvano
Colorado	Fidone^	Washington	Bullock	Boerkircher	Benhart	Nouili	Scott	Piper	Corcoran	Sims	Ervin	Alvano
Northern Ill.												
La. Tech												
Michigan												
Illinois												
Northwestern												
Purdue												
Michigan St.												
Maryland												
Wisconsin												
Iowa												

*Nebraska opened with 3 tight ends & 6 offensive linemen; ^Nebraska opened with 2 tight ends

DEFENSIVE STARTING LINEUPS

OPPONENT	DE	DT	DE	LB	LB	JACK/LB	CB	ROV	S	S	CB	P
Minnesota	Gunnerson	Hutmacher	Robinson	Reimer	Bullock	Lenhardt*	Newsome	Gifford	Brown	Singleton	Hartzog	Buschini
Colorado	Gunnerson	Hutmacher	Lenhardt	Reimer	Bullock	Gbayor	Newsome	Gifford	Brown	Singleton	Hartzog	Buschini
Northern Ill.												
La. Tech												
Michigan												
Illinois												
Northwestern												
Purdue												
Michigan St.												
Maryland												
Wisconsin												
Iowa												

*Nebraska opened with 4 defensive linemen

2023 NEBRASKA PLAYER PARTICIPATION

PLAYER, POS.	GP	GS	PLAYER, POS.	GP	GS	PLAYER, POS.	GP	GS
Tristan Alvano, PK	2	2	Anthony Grant, RB	1	0	Marco Ortiz, LS	2	0
Bryce Benhart, OL	2	2	Blaise Gunnerson, DL	2	2	Ethan Piper, OL	2	2
Nate Boerkircher, TE	2	2	Heinrich Haarberg, QB	2	0	Chubba Purdy, QB	1	0
Janiran Bonner, FB	2	0	Ty Hahn, WR	2	0	Luke Reimer, LB	2	2
Michael Booker III, LB	1	0	Malcolm Hartzog, DB	2	2	Ty Robinson, DL	2	1
Chief Borders, LB	2	0	Ashton Hausmann, DB	2	0	Phalen Sanford, DB	2	0
Koby Bretz, DB	1	0	Nick Henrich, LB	1	0	Ben Scott, OL	2	2
Omar Brown, DB	2	2	Jacob Herbek, DL	2	0	MJ Sherman, LB	2	0
Ru'Quan Buckley, DL	1	0	Tommi Hill, DB	2	0	Jeff Sims, QB	2	2
Alex Bullock, WR	2	1	Nash Hutmacher, DL	2	2	DeShon Singleton, DB	2	2
John Bullock, LB	2	2	Elijah Jeudy, DL	2	0	Garrett Snodgrass, LB	2	0
Brian Buschini, P	2	2	Emmett Johnson, RB	2	0	Grant Tagge, LB	2	0
Jimari Butler, LB	1	0	Rahmir Johnson, RB	2	0	Princewill Umanmielen, DL	2	0
Malachi Coleman, WR	2	0	Billy Kemp IV, WR	2	0	Riley Van Poppel, DL	1	0
Corey Collier Jr., DB	1	0	Sua Lefotu, DL	1	0	Kai Wallin, DL	2	0
Turner Corcoran, OL	2	2	Cameron Lenhardt, DL	2	2	Marcus Washington, WR	2	1
Gabe Ervin Jr., RB	2	2	Barret Liebenritt, FB	2	0	Javin Wright, LB	2	0
Justin Evans-Jenkins, OL	2	1	Luke Lindenmeyer, TE	2	1			
Joshua Fleeks, WR	1	0	Jaylen Lloyd, WR	1	0			
Thomas Fidone II, TE	2	2	Henry Lutovsky, OL	2	0			
Isaiah Garcia-Castaneda, WR	1	0	Tamon Lynam, DB	2	0			
Mikai Gbayor, LB	2	1	Quinton Newsome, DB	2	2			
Isaac Gifford, DB	2	2	Noure Nouili, OL	2	2			



TRISTAN ALVANO #30

6-1 | 200 | FR. | PK
OMAHA, NEB.

CAREER NOTES

- Set Nebraska all-class records for field goals in a game (5 in 2022 state championship game) and in a season (16 in 2022)
- Made 27 field goals in his career, a Nebraska Class A state record
- Made five field goals in the 2022 state final, including a game-winning walk-off 50-yard field

SEASON HIGHLIGHTS

- Started his debut at Minnesota and connected on a 27-yard field goal and his lone PAT
- Also kicked off twice, both of which resulted in Minnesota starting drives inside the 20-yard line
- Missed a 45-yard field goal off the upright at Colorado but connected on two extra points and had a touchback on his lone kickoff

GAME-BY-GAME

OPPONENT	XP-ATT	FG-ATT	LG	BK	PTS
@ Minnesota	1-1	1-1	27	0	4
@ Colorado	2-2	0-1	-	0	2
Northern Illinois					
Louisiana Tech					
Michigan					
@ Illinois					
Northwestern					
Purdue					
@ Michigan St.					
Maryland					
@ Wisconsin					
Iowa					

CAREER STATS

YEAR	G/S	PAT	FG	PCT.	PTS	LG
2023	2/2	3-3	1-2	.500	6	27

KICKOFFS: 3 att., 1 touchbacks

CAREER HIGHS

Field Goal Attempts	1 at Minnesota (2023)
Field Goals Made	1 at Minnesota (2023)
Long Field Goal	27 at Minnesota (2023)
Points	4 at Minnesota (2023)
PATs	1 at Minnesota (2023)



BRYCE BENHART #54

6-9 | 315 | JR. | OL
LAKEVILLE, MINN.

CAREER HONORS

- Big Ten Distinguished Scholar (2022)
- 3-Time Academic All-Big Ten
- 8-Time Nebraska Scholar-Athlete Honor Roll

2023 WATCH LIST

- Senior Bowl

PERSONAL NOTES

- Earned his degree in criminal justice

CAREER NOTES

- Was the 12th true freshman offensive lineman to play in a game in Nebraska history
- Has made 31 career starts at right tackle, the fourth-most starts at right tackle in program history

SEASON HIGHLIGHTS

- Has started both games this season at right tackle
- Made his 30th career start at right tackle at Minnesota, the fourth Husker to start 30 games at right tackle

CAREER STATS

- **Games:** 37
(3 in 2019; 8 in 2020; 12 in 2021; 12 in 2022, 2 in 2023)
- **Starts:** 31
(8 in 2020; 10 in 2021; 11 in 2022; 2 in 2023)

STARTS BY A HUSKER RIGHT TACKLE

RK.	PLAYER (YEARS)	STARTS
1.	Dan Vili Waldrop	39
2.	Eric Anderson	38
3.	Zach Wiegert	37
4.	Bryce Benhart	31



TIMMY BLEEKRODE #38

5-8 | 190 | JR. | PK
ATLANTA, GA.

CAREER HONORS (2019-21: FCS FURMAN)

- 2-Time Second-Team All-Southern Conference
- Southern Conference Special Teams Player of the Week (2020)
- 2-Time Southern Conf. Academic Honor Roll

PERSONAL NOTES

- Earned his bachelor's degree from Furman and is on track to earn his MBA from Nebraska this December

CAREER NOTES

- Graduate transfer from FCS Furman (2019-21) in his second season at Nebraska
- Earned his degree in business administration
- Was the Palladins' starting place-kicker in each of his final two seasons (2020 & 2021)
- Was also Furman's starting punter in 2020 and 2021, averaging 42.9 yards on 91 career punts

SEASON HIGHLIGHTS

- Has yet to see game action as Nebraska's No. 2 place-kicker

GAME-BY-GAME

OPPONENT	XP-ATT	FG-ATT	LG	BK	PTS
@ Minnesota	-Did Not Play-				
@ Colorado	-Did Not Play-				
Northern Illinois					
Louisiana Tech					
Michigan					
@ Illinois					
Northwestern					
Purdue					
@ Michigan St.					
Maryland					
@ Wisconsin					
Iowa					

CAREER KICKING STATS

YEAR	G/S	PAT	FG	PCT.	PTS	LG
2019*^	3/0	1/1	0/0	0.0	1	-
2020^	7/7	16/18	6/7	85.7	34	47
2021^	11/11	30/32	15/18	83.3	75	51
2022	12/12	34/35	9/12	75.0	61	46
2023	0/0	0/0	0/0	0.0	0	-
TOTAL	33/30	81/86	30/37	81.1	171	51

*Redshirt season; ^at FCS Furman

Note: 2020 season played in the spring of 2021

KICKOFFS: 92 att., 35 touchbacks

PUNTS: 91 att., 42.3 avg, long of 69 yds

CAREER HIGHS

Field Goal Attempts	4 twice*
Field Goals Made	4 at Tennessee Tech (2021)*
Long Field Goal	51 at Tennessee Tech (2021)*
Points	14 twice*
PATs	6 four times

*at FCS Furman



NATE BOERKIRCHER #87

6-5 | 245 | SO. | TE
AURORA, NEB.

CAREER HONORS

- 2-Time Academic All-Big Ten
- 5-Time Nebraska Scholar-Athlete Honor Roll

CAREER NOTES

- Former walk-on who was placed on scholarship in the spring of 2023

SEASON HIGHLIGHTS

- Has started both games this season
- Had a four-yard catch at Minnesota
- Made two receptions at Colorado for a career-high 33 yards

GAME-BY-GAME

OPPONENT	REC.	YDS	TD	LONG
@ Minnesota	1	4	0	4
@ Colorado	2	33	0	17
Northern Illinois				
Louisiana Tech				
Michigan				
@ Illinois				
Northwestern				
Purdue				
@ Michigan St.				
Maryland				
@ Wisconsin				
Iowa				

CAREER RECEIVING STATS

YEAR	G/S	REC.	YDS	Y/R	Y/G	TD
2020		Did Not Play				
2021*	3/0	2	14	7.0	4.7	0
2022	12/4	6	52	8.7	4.3	1
2023	2/2	3	37	12.3	18.5	0
TOTAL	17/6	11	103	9.4	6.1	1

*Redshirt season

CAREER HIGHS

Receptions	2 twice
Receiving Yards	33 at Colorado (2023)
Receiving Touchdowns	1 vs. No. Dakota (2022)
Long Reception	19 vs. North Dakota [TD] (2022)



JANIRAN BONNER #16

6-2 | 220 | R-FR. | FB
ELLENWOOD, GA.

CAREER HONORS

- Nebraska Scholar-Athlete Honor Roll (Fall 2022)

CAREER NOTES

- Switched from tight end to fullback during the 2023 spring season

SEASON HIGHLIGHTS

- Made his Husker debut at Minnesota but did not have a reception or a carry
- Was targeted on one pass at Colorado but did not have a catch or carry

GAME-BY-GAME

OPPONENT	REC.	YDS	TD	LONG
@ Minnesota	0	0	0	-
@ Colorado	0	0	0	-
Northern Illinois				
Louisiana Tech				
Michigan				
@ Illinois				
Northwestern				
Purdue				
@ Michigan St.				
Maryland				
@ Wisconsin				
Iowa				

CAREER RECEIVING STATS

YEAR	G/S	REC.	YDS	Y/R	Y/G	TD
2022		Redshirt				
2023	2/0	0	0	0.0	0.0	0
TOTAL	2/0	0	0	0.0	0.0	0

*Redshirt season

RUSHING: 0 att., 0 yds, 0 TDs

CAREER HIGHS

Receptions	none
Receiving Yards	none
Receiving Touchdowns	none
Long Reception	none



CHIEF BORDERS #14

6-4 | 245 | SO. | LB
CHICAGO, ILL.

CAREER HONORS

- Nebraska Scholar-Athlete Honor Roll (Spring 2023)

CAREER NOTES

- First-year transfer from Florida
- Played in 16 games and had two tackles as primarily a special teams player in his two seasons as a Gator (2021-22)

SEASON HIGHLIGHTS

- Started his Husker debut at Minnesota to make his first career start

GAME-BY-GAME

OPPONENT	UT-AT-TT	TFL-YD	SACK-YD
@ Minnesota	0-0-0	0.0-0	0.0-0
@ Colorado	0-0-0	0.0-0	0.0-0
Northern Illinois			
Louisiana Tech			
Michigan			
@ Illinois			
Northwestern			
Purdue			
@ Michigan St.			
Maryland			
@ Wisconsin			
Iowa			

CAREER TACKLE STATS

YEAR	G/S	UT	AT	TT	TFL-YD	SCK-YD
2021*^	4/0	1	0	1	0.0-0	0.0-0
2022*	12/0	0	2	2	0.0-0	0.0-0
2023	2/1	0	0	0	0.0-0	0.0-0
TOTAL	18/1	1	2	3	0.0-0	0.0-0

*at Florida; ^Redshirt season

CAREER MISCELLANEOUS STATS

YEAR	FF	FR	PBU	INT	QBH	BLK
2021	0	0	0	0	0	0
2022	0	0	0	0	0	0
2023	0	0	0	0	0	0
TOTAL	0	0	0	0	0	0

*at Florida; ^Redshirt season

CAREER HIGHS

Tackles	1 twice*
TFLs	none
Sacks	none
Breakups	none

*at Florida



OMAR BROWN #12

6-1 | 200 | SR. | DB
MINNEAPOLIS, MINN.

CAREER HONORS (2019-21: FCS UNI)

- First-Team FCS All-American (2019, Phil Steele)
- Third-Team FCS All-American (2019, AP)
- FCS Defensive Freshman of the Year (2019)
- FCS All-America Sophomore Team (2021)
- First-Team All-Missouri Valley [MVFC] (2019)
- 2-Time Honorable-Mention All-MVFC
- FCS Defensive Player of the Week (2019)
- MVFC Defensive Player of the Week (2019)
- MVFC Freshman of the Week (2019)
- Nebraska Scholar-Athlete Honor Roll (Spring 2022)

CAREER NOTES

- Spent three seasons at FCS Northern Iowa (2019-21) and is in his second season at NU
- Started 29 games at UNI, totaling 140 tackles, 9.0 TFLs, 13 breakups and eight interceptions

CAREER SUPERLATIVES

- Double-Digit Tackle Games: 1 (at UNI)

ACTIVE FBS CAREER RANKINGS

- Interceptions: 5th (9)*
*includes stats from FCS Northern Iowa

2023 TOP-25 FBS RANKINGS

- Interceptions Per Game: 25th (1.0)
- Interceptions: 25th (0.5)

SEASON HIGHLIGHTS

- Has started both games
- Made his first start as a Husker and 30th career start at Minnesota
- Tied for the team lead with seven tackles and intercepted his first pass as a Husker
- His seven tackles in the opener were two more than he made in 12 games in 2022
- Recorded five solo tackles at Colorado with his first TFL as a Husker and a pass breakup

GAME-BY-GAME

OPPONENT	UT-AT-TT	TFL-YD	PBU	INT
@ Minnesota	5-2-7	0.0-0	0	1
@ Colorado	5-0-5	1.0-1	1	0
Northern Illinois				
Louisiana Tech				
Michigan				
@ Illinois				
Northwestern				
Purdue				
@ Michigan St.				
Maryland				
@ Wisconsin				
Iowa				

CAREER TACKLE STATS

YEAR	G/S	UT	AT	TT	TFL-YD	SCK-YD
2019*	15/15	46	31	77	4.0-11	0.0-0
2020*	7/7	19	11	30	2.0-7	0.0-0
2021*	7/7	24	9	33	3.0-7	0.0-0
2022	12/0	1	4	5	0.0-0	0.0-0
2023	2/2	10	2	12	1.0-1	0.0-0
TOTAL	43/31	100	57	157	10.0-26	0.0-0

*at FCS Northern Iowa
Note: 2020 season played in the spring of 2021

CAREER MISCELLANEOUS STATS

YEAR	FF	FR	PBU	INT	QBH	BLK
2019*	0	3	5	6	0	0
2020*	0	0	5	1	0	1
2021*	1	0	3	1	0	0
2022	0	0	0	0	0	0
2023	0	0	1	1	0	0
TOTAL	1	3	14	9	0	1

*at FCS Northern Iowa

CAREER HIGHS

Tackles	11 at Iowa State (2019)*
TFLs	1.0 10 times
Sacks	none
Breakups	3 at Western Illinois (2020)*
Interceptions	2 at Illinois State (2019)*
Blocked Field Goal	1 at Western Illinois (2020)*

*at FCS Northern Iowa



ALEX BULLOCK #84

6-2 | 205 | SO. | WR
OMAHA, NEB.

CAREER HONORS

- Academic All-Big Ten (2022)
- 3-Time Nebraska Scholar-Athlete Honor Roll

CAREER NOTES

- Former walk-on who was placed on scholarship during fall camp

PERSONAL NOTES

- His brother John is a Husker linebacker who also went from walk-on to scholarship player
- He and his brother both started at Colorado, marking the first time since 1987 that Nebraska had brothers start the same game on different sides of the ball (1 on offense, 1 on defense)

SEASON HIGHLIGHTS

- Was Nebraska's leading receiver at Minnesota with three catches for 56 yards, the first three catches of his career
- Caught a 34-yard touchdown pass in the third quarter for Nebraska's lone touchdown
- Made his first career start at Colorado and was targeted twice but did not have a catch

GAME-BY-GAME

OPPONENT	REC.	YDS	TD	LONG
@ Minnesota	3	56	1	34
@ Colorado	0	0	0	-
Northern Illinois				
Louisiana Tech				
Michigan				
@ Illinois				
Northwestern				
Purdue				
@ Michigan St.				
Maryland				
@ Wisconsin				
Iowa				

CAREER RECEIVING STATS

YEAR	G/S	REC.	YDS	Y/R	Y/G	TD
2021			Redshirt			
2022	2/0	0	0	0.0	0.0	0
2023	2/1	3	56	18.7	28.0	1
TOTAL	4/1	3	56	18.7	14.0	1

CAREER HIGHS

Receptions	3 at Minnesota (2023)
Receiving Yards	56 at Minnesota (2023)
Receiving Touchdowns	1 at Minnesota (2023)
Long Reception	34 at Minnesota [TD] (2023)



JOHN BULLOCK #5

6-0 | 220 | JR. | LB
OMAHA, NEB.

CAREER HONORS

- 3-Time Nebraska Scholar-Athlete Honor Roll

CAREER NOTES

- Former walk-on who was placed on scholarship in the 2023 spring season

PERSONAL NOTES

- His brother Alex is a Husker wide receiver who also went from walk-on to scholarship player
- He and his brother both started at Colorado, marking the first time since 1987 that Nebraska had brothers start the same game on different sides of the ball (1 on offense, 1 on defense)

SEASON HIGHLIGHTS

- One of 10 Huskers to earn a single-digit number as one of the team's "toughest" players
- Has started both games
- Made his first career start at Minnesota and had a career-high six tackles with his first career pass breakup
- Had five tackles at Colorado

GAME-BY-GAME

OPPONENT	UT-AT-TT	TFL-YD	SACK-YD
@ Minnesota	3-3-6	0.0-0	0.0-0
@ Colorado	4-1-5	0.0-0	0.0-0
Northern Illinois			
Louisiana Tech			
Michigan			
@ Illinois			
Northwestern			
Purdue			
@ Michigan St.			
Maryland			
@ Wisconsin			
Iowa			

CAREER TACKLE STATS

YEAR	G/S	UT	AT	TT	TFL-YD	SCK-YD
2019						
						Redshirt
2020						Did Not Play
2021	12/0	2	3	5	0.0-0	0.0-0
2022	10/0	1	0	1	0.0-0	0.0-0
2023	2/2	7	4	11	0.0-0	0.0-0
TOTAL	24/2	10	7	17	0.0-0	0.0-0

CAREER MISCELLANEOUS STATS

YEAR	FF	FR	PBU	INT	QBH	BLK
2020	0	0	0	0	0	0
2021	0	0	0	0	0	0
2022	0	0	0	0	0	0
2023	0	0	1	0	1	0
TOTAL	0	0	1	0	1	0

CAREER HIGHS

Tackles	6 at Minnesota (2023)
TFLs	none
Sacks	none
Breakups	1 at Minnesota (2023)



BRIAN BUSCHINI #18

6-1 | 225 | JR. | P
HELENA, MONT.

CAREER HONORS (2020-21: FCS MONTANA)

- FCS Punter of the Year (2021)
- FCS First-Team All-American (2021)
- First-Team All-Big Sky (2021)
- Nebraska Scholar-Athlete Honor Roll (Spring 2022)

2023 WATCH LIST

- Ray Guy Award

PERSONAL NOTES

- Married his wife Kellie in 2021
- Is only Nebraska's fourth all-time letterwinner from Montana and the first since 1995
- Switched his jersey number from No. 95 to No. 18 in honor of former Husker Brook Berringer
- Earned his degree in criminal justice

CAREER NOTES

- Spent three seasons at Montana (2019-21), where he was the 2021 FCS Punter of the Year
- Ranked 3rd in the FCS in punting average in 2021 with a school-record average of 46.0
- Has placed 35 percent of his career punts inside the opponent's 20-yard line (52 of 150)
- 33 percent of his career punts have covered at least 50 yards (50 of 150)
- His 44.0-yard average in 2022 was the eighth-highest average in Nebraska history

ACTIVE FBS CAREER RANKINGS

- Punting Average: 6th (44.7)*
*includes stats from FCS Montana

SEASON HIGHLIGHTS

- Placed all three of his punts inside the 20-yard line at Minnesota while averaging 47.7 yards per punt
- Had a 60-yard punt against the Gophers
- Also had one kickoff at Minnesota, which was returned to only the 19-yard line
- Punted four times at Colorado and had a touchback on his lone kickoff

GAME-BY-GAME

OPPONENT	NO.	AVG	I20	LONG
@ Minnesota	3	47.7	3	60
@ Colorado	4	35.0	0	46
Northern Illinois				
Louisiana Tech				
Michigan				
@ Illinois				
Northwestern				
Purdue				
@ Michigan St.				
Maryland				
@ Wisconsin				
Iowa				

CAREER PUNTING STATS

YEAR	NO.	AVG	LG	TB	I20	50+	BLK
2019*							
							Redshirt
2020*	6	43.3	52	0	5	5	0
2021*	69	46.0	62	4	30	28	0
2022	68	44.0	74	6	14	16	0
2023	7	40.4	60	0	3	1	0
TOTAL	150	44.7	74	10	52	50	0

*at FCS Montana

Note: 2020 season played in the spring of 2021

KICKOFFS: 94 att., 36 touchbacks

CAREER HIGHS

Punts	8 vs. Indiana (2022)
Average	55.5 vs. Minnesota (2022)
Inside 20	4 four times
50-Yard Punts	5 vs. Minnesota (2022)
Long Punt	74 vs. Wisconsin (2022)



JIMARI BUTLER #10

6-5 | 245 | SO. | LB
MOBILE, ALA.

CAREER HONORS

- Nebraska Scholar-Athlete Honor Roll (Fall 2022)

SEASON HIGHLIGHTS

- Had two solo tackles in his season debut at Colorado, including a 10-yard sack for his first career sack

GAME-BY-GAME

OPPONENT	UT-AT-TT	TFL-YD	SACK-YD
@ Minnesota	-Did Not Play-		
@ Colorado	2-0-2	1.0-10	1.0-10
Northern Illinois			
Louisiana Tech			
Michigan			
@ Illinois			
Northwestern			
Purdue			
@ Michigan St.			
Maryland			
@ Wisconsin			
Iowa			



TURNER CORCORAN #69

6-6 | 310 | JR. | OL
LAWRENCE, KAN.

CAREER HONORS

- Academic All-Big Ten (2022)
- 4-Time Nebraska Scholar-Athlete Honor Roll

CAREER NOTES

- Started the 2020 season finale at Rutgers at left tackle, becoming the first Husker true freshman to ever start a game at left tackle
- Became just the sixth true freshman offensive lineman to start a game in Nebraska history
- Played in three games total in 2020, becoming the 15th true freshman offensive lineman to play in a game in Nebraska history
- Has started 25 consecutive games (20 at left tackle; five at right tackle)

SEASON HIGHLIGHTS

- Has started both games at left tackle
- Made his 25th consecutive start at Colorado

CAREER STATS

- **Games:** 29 (3 in 2020; 12 in 2021; 12 in 2022; 2 in 2023)
- **Starts:** 26 (1 in 2020; 11 in 2021; 12 in 2022; 2 in 2023)



JUSTIN EVANS-JENKINS #51

6-1 | 315 | R-FR. | OL
EAST ORANGE, N.J.

CAREER HONORS

- Nebraska Scholar-Athlete Honor Roll (Fall 2022)

SEASON HIGHLIGHTS

- Has played on the offensive line in both games
- Made his Husker debut by starting at Minnesota when Nebraska opened with six offensive linemen

CAREER STATS

- **Games:** 2 (2 in 2023)
- **Starts:** 1 (1 in 2023)



GABE ERVIN JR. #22

6-0 | 220 | SO. | RB
BUFORD, GA.

CAREER HONORS

- Nebraska Scholar-Athlete Honor Roll (Spring 2021)

CAREER NOTES

- Started as a true freshman before suffering a season-ending knee injury
- Started the 2021 season opener at Illinois, becoming the first Nebraska true freshman running back to start a season opener in the modern era
- Was just the seventh position player to start a Husker season opener as a true freshman

SEASON HIGHLIGHTS

- Has started both games
- Had seven carries for 55 yards at Minnesota while averaging a career-high 7.9 yards per carry with a career-long 27-yard rush
- Set career highs with 17 carries and 74 rushing yards at Colorado

GAME-BY-GAME

OPPONENT	ATT.	YDS	TD	LONG
@ Minnesota	7	55	0	27
@ Colorado	17	74	0	26
Northern Illinois				
Louisiana Tech				
Michigan				
@ Illinois				
Northwestern				
Purdue				
@ Michigan St.				
Maryland				
@ Wisconsin				
Iowa				

CAREER TACKLE STATS

YEAR	G/S	UT	AT	TT	TFL-YD	SCK-YD
2020		Did Not Play				
2021*	2/0	0	0	0	0.0-0	0.0-0
2022	12/0	5	4	9	1.5-1	0.0-0
2023	1/0	2	0	2	1.0-10	1.0-10
TOTAL	14/0	7	4	11	2.5-11	1.0-10

*Redshirt season

CAREER MISCELLANEOUS STATS

YEAR	FF	FR	PBU	INT	QBH	BLK
2020	0	0	0	0	0	0
2021*	0	0	0	0	0	0
2022	0	0	1	0	0	0
2023	0	0	0	0	1	0
TOTAL	0	0	1	0	1	0

*Redshirt season

CAREER HIGHS

Tackles	2 three times
TFLs	1.0 twice
Sacks	1.0 at Colorado (2023)
Breakups	1 vs. Indiana (2022)

CAREER RUSHING STATS


YEAR	G/S	ATT.	NET	Y/A	Y/G	TD
2021*	4/2	37	124	3.4	31.0	2
2022	8/0	20	94	4.7	11.8	0
2023	2/2	24	129	5.4	64.5	0
TOTAL	14/4	81	347	4.3	24.8	2

*Redshirt season

RECEIVING: 3 rec., 14 yds, 0 TDs

CAREER HIGHS

Attempts	17 at Colorado (2023)
Yards	74 at Colorado (2023)
Touchdowns	2 vs. Buffalo (2021)
Long Rush	27 at Minnesota (2023)
Receptions	2 vs. Buffalo (2021)
Receiving Yards	8 at Iowa (2022)
Receiving Touchdowns	none
Long Reception	8 at Iowa (2022)



THOMAS FIDONE II #24

6-6 | 250 | SO. | TE
COUNCIL BLUFFS, IOWA

CAREER HONORS

- Academic All-Big Ten (2022)
- 5-Time Nebraska Scholar-Athlete Honor Roll

CAREER NOTES

- Has suffered two major knee injuries which limited his availability in his first two seasons at Nebraska after he was the nation's No. 1 tight end in the 2021 recruiting class

SEASON HIGHLIGHTS

- Has started both games
- Made his first career start at Minnesota but did not have a catch
- Caught his first two career passes for 13 yards at Colorado, including a four-yard touchdown on the game's final play

GAME-BY-GAME

OPPONENT	REC.	YDS	TD	LONG
@ Minnesota	0	0	0	-
@ Colorado	2	13	1	9
Northern Illinois				
Louisiana Tech				
Michigan				
@ Illinois				
Northwestern				
Purdue				
@ Michigan St.				
Maryland				
@ Wisconsin				
Iowa				

CAREER RECEIVING STATS

YEAR	G/S	REC.	YDS	Y/R	Y/G	TD
2021*	1/0	0	0	0.0	0.0	0
2022						
Did Not Play						
2023	2/2	2	13	6.5	6.5	1
TOTAL3	3/2	2	13	6.5	4.3	1

*Redshirt season

CAREER HIGHS

Receptions	2 at Colorado (2023)
Receiving Yards	13 at Colorado (2023)
Receiving Touchdowns	1 at Colorado (2023)
Long Reception	9 at Colorado (2023)



MKAI GBAYOR #42

6-2 | 230 | SO. | LB
IRVINGTON, N.J.

CAREER HONORS

- 3-Time Nebraska Scholar-Athlete Honor Roll

SEASON HIGHLIGHTS

- Made his Husker debut at Minnesota and had a solo tackle on kickoff coverage
- Started at linebacker at Colorado and had a career-high six tackles, including his first career tackle for loss

GAME-BY-GAME

OPPONENT	UT-AT-TT	TFL-YD	SACK-YD
@ Minnesota	1-0-1	0.0-0	0.0-0
@ Colorado	5-1-6	1.0-3	0.0-0
Northern Illinois			
Louisiana Tech			
Michigan			
@ Illinois			
Northwestern			
Purdue			
@ Michigan St.			
Maryland			
@ Wisconsin			
Iowa			

CAREER TACKLE STATS

YEAR	G/S	UT	AT	TT	TFL-YD	SCK-YD
2021						
Redshirt						
2022						
Did Not Play						
2023	2/1	6	1	7	1.0-3	0.0-0
TOTAL	2/1	6	1	7	1.0-3	0.0-0

CAREER MISCELLANEOUS STATS

YEAR	FF	FR	PBU	INT	QBH	BLK
2021						
Redshirt						
2022						
Did Not Play						
2023	0	0	0	0	0	0
TOTAL	0	0	0	0	0	0

CAREER HIGHS

Tackles	6 at Colorado (2023)
TFLs	1.0 at Colorado (2023)
Sacks	none
Breakups	none



ISAAC GIFFORD #2

6-1 | 205 | JR. | DB
LINCOLN, NEB.

CAREER HONORS

- 2-Time Academic All-Big Ten
- 7-Time Nebraska Scholar-Athlete Honor Roll

PERSONAL NOTES

- His brother Luke was a Husker linebacker (2014-18) who currently plays for the Tennessee Titans

SEASON HIGHLIGHTS

- One of 10 Huskers to earn a single-digit number as one of the team's "toughest" players
- Has started both games
- Made five tackles at Minnesota with a five-yard TFL and a pass breakup
- Had eight tackles at Colorado, all solo stops

GAME-BY-GAME

OPPONENT	UT-AT-TT	TFL-YD	PBU	INT
@ Minnesota	3-2-5	1.0-5	1	0
@ Colorado	8-0-8	0.0-0	0	0
Northern Illinois				
Louisiana Tech				
Michigan				
@ Illinois				
Northwestern				
Purdue				
@ Michigan St.				
Maryland				
@ Wisconsin				
Iowa				

CAREER TACKLE STATS


YEAR	G/S	UT	AT	TT	TFL-YD	SCK-YD
2020	8/0	2	2	4	0.0-0	0.0-0
2021	12/0	4	3	7	0.0-0	0.0-0
2022	12/10	43	27	70	5.0-18	1.0-7
2023	2/2	11	2	13	1.0-5	0.0-0
TOTAL	34/12	60	34	94	6.0-23	1.0-7

CAREER MISCELLANEOUS STATS

YEAR	FF	FR	PBU	INT	QBH	BLK
2020	0	0	0	0	0	0
2021	0	0	1	0	0	0
2022	0	0	3	0	2	0
2023	0	0	1	0	0	0
TOTAL	0	0	5	0	2	0

CAREER HIGHS

Tackles	11 vs. Georgia Southern (2022)
TFLs	2.0 vs. Indiana (2022)
Sacks	none
Breakups	1 five times



ANTHONY GRANT #23

5-11 | 205 | SR. | RB
BUFORD, GA.

CAREER HONORS

- Honorable-Mention All-Big Ten (2022)
- B1G Co-Offensive Player of the Week (9/5/22)
- Nebraska Scholar-Athlete Honor Roll (Spring 2022)

2023 WATCH LIST

- Senior Bowl

CAREER SUPERLATIVES

- 100-Yard Rushing Games: 5
- Games with Multiple Rushing Touchdowns: 2

CAREER NOTES

- Began his career at Florida State (2018-19) before playing at New Mexico Military Institute (2020-21)

SEASON HIGHLIGHTS

- Led Nebraska's running backs with nine carries at Minnesota while rushing for 27 yards

GAME-BY-GAME

OPPONENT	ATT.	YDS	TD	LONG
@ Minnesota	9	27	0	9
@ Colorado	-Did Not Play-			
Northern Illinois				
Louisiana Tech				
Michigan				
@ Illinois				
Northwestern				
Purdue				
@ Michigan St.				
Maryland				
@ Wisconsin				
Iowa				

CAREER RUSHING STATS

YEAR	G/S	ATT.	NET	Y/A	Y/G	TD
2018*	12/0	5	0	0.0	0.0	0
2019*	Redshirt					
2020	New Mexico Military Institute					
2021	New Mexico Military Institute					
2022	12/12	218	915	4.2	76.3	6
2023	1/0	9	27	3.0	27.0	0
TOTAL	25/12	232	942	4.1	37.7	6

*at Florida State

RECEIVING: 18 rec., 104 yd, 0 TDs

KICKOFF RETURNS: 14 ret., 294 yds, 0 TDs

CAREER HIGHS

Rushing Attempts	32 vs. Indiana (2022)
Rushing Yards	189 vs. North Dakota (2022)
Rushing Touchdowns	2 twice
Long Rush	46 twice (both TDs)
Receptions	6 at Rutgers (2022)
Receiving Yards	34 at Rutgers (2022)
Receiving Touchdowns	none
Long Reception	16 vs. Northwestern (2022)
Kickoff Returns	4 vs. Samford (2018)*
Kickoff Return Yards	101 vs. Samford (2018)*
Long Kickoff Return	30 vs. Wake Forest (2018)*

*at Florida State



BLAISE GUNNERSON #97

6-6 | 265 | SO. | DL
CARROLL, IOWA

CAREER HONORS

- Academic All-Big Ten (2021)
- 6-Time Nebraska Scholar-Athlete Honor Roll

PERSONAL NOTES

- Earned his degree in supply chain management

SEASON HIGHLIGHTS

- Has started both games
- Made his first career start at Minnesota and recorded a career-high four tackles, including a career-high 1.0 tackle for loss
- Picked up his first career sack in the fourth quarter
- Had his first career quarterback hurry at Colorado

GAME-BY-GAME

OPPONENT	UT-AT-TT	TFL-YD	SACK-YD
@ Minnesota	2-2-4	1.0-1	1.0-1
@ Colorado	0-0-0	0.0-0	0.0-0
Northern Illinois			
Louisiana Tech			
Michigan			
@ Illinois			
Northwestern			
Purdue			
@ Michigan St.			
Maryland			
@ Wisconsin			
Iowa			

CAREER TACKLE STATS

YEAR	G/S	UT	AT	TT	TFL-YD	SCK-YD
2020	Did Not Play					
2021*	3/0	0	3	3	0.5-2	0.0-0
2022	12/0	1	4	5	0.0-0	0.0-0
2023	2/2	2	2	4	1.0-1	1.0-1
TOTAL	17/2	3	9	12	1.5-3	1.0-1

*redshirt season

CAREER MISCELLANEOUS STATS

YEAR	FF	FR	PBU	INT	QBH	BLK
2020*	0	0	0	0	0	0
2021	0	0	0	0	0	0
2022	0	0	0	0	0	0
2023	0	0	0	0	1	0
TOTAL	0	0	0	0	1	0

*redshirt season

CAREER HIGHS

Tackles	4 at Minnesota (2023)
TFLs	1.0 at Minnesota (2023)
Sacks	1.0 at Minnesota (2023)
Breakups	none



HEINRICH HAABERG #10

6-5 | 215 | SO. | QB
KEARNEY, NEB.

CAREER HONORS

- Academic All-Big Ten (2022)
- 4-Time Nebraska Scholar-Athlete Honor Roll

PERSONAL NOTES

- His father, Rod, was a walk-on fullback at Nebraska in the early 1990s

SEASON HIGHLIGHTS

- Made his Husker debut at Minnesota, but not at quarterback
- Caught a 10-yard pass in the second quarter to pick up a first down on a third-down conversion
- Led Nebraska's final two-and-a-half drives at quarterback at Colorado after Jeff Sims was injured, including a 57-yard touchdown drive
- Completed 2-of-6 passes for 13 yards and one touchdown while rushing twice for 17 yards

CAREER PASSING STATS

YEAR	G/S	CMP-ATT	PCT	YDS	TD	INT
2021						Redshirt
2022						Did Not Play
2023	2/0	2-6	33.3	13	1	0
TOTAL	2/0	2-6	33.3	13	1	0

RECEIVING: 1 rec., 10 yds, 0 TDs

TOTAL OFFENSE: 8 att., 30 yds, 1 TD

CAREER RUSHING STATS

YEAR	G/S	ATT.	NET	Y/A	Y/G	TD
2021						Redshirt
2022						Did Not Play
2023	2/0	2	17	8.5	8.5	0
TOTAL	2/0	2	17	8.5	8.5	0

CAREER PASSING HIGHS

Attempts	6 at Colorado (2023)
Completions	2 at Colorado (2023)
Yards	13 at Colorado (2023)
Touchdowns	1 at Colorado (2023)
Long Pass	9 at Colorado (2023)

CAREER RUSHING HIGHS

Attempts	2 at Colorado (2023)
Yards	17 at Colorado (2023)
Touchdowns	none
Long Rush	10 at Colorado (2023)

CAREER TOTAL OFFENSE HIGHS

Attempts	8 at Colorado (2023)
Yards	30 at Colorado (2023)
Total Touchdowns	1 at Colorado (2023)



MALCOLM HARTZOG #13

5-9 | 175 | SO. | DB
SILVER CREEK, MISS.

CAREER HONORS

- B1G Freshman of the Week (10/3/22)
- 2-Time Nebraska Scholar-Athlete Honor Roll

CAREER NOTES

- Started eight games as a true freshman in 2022, becoming NU's first true freshman starter at cornerback since 2016

PERSONAL NOTES

- Was the first Mississippi native to sign with Nebraska out of high school since Brandon Jackson in 2004

SEASON HIGHLIGHTS

- Has started both games
- Made four tackles at Minnesota with one TFL and a pass breakup, tying his career high in TFLs and breakups and his then-career-high in tackles
- Totaled a career-high six tackles at Colorado

GAME-BY-GAME

OPPONENT	UT-AT-TT	TFL-YD	PBU	INT
@ Minnesota	3-1-4	1.0-2	1	0
@ Colorado	5-1-6	0.0-0	0	0
Northern Illinois				
Louisiana Tech				
Michigan				
@ Illinois				
Northwestern				
Purdue				
@ Michigan St.				
Maryland				
@ Wisconsin				
Iowa				

CAREER TACKLE STATS

YEAR	G/S	UT	AT	TT	TFL-YD	SCK-YD
2022	12/8	12	10	22	1.0-2	0.0-0
2023	2/2	8	2	10	1.0-2	0.0-0
TOTAL	14/10	20	12	32	2.0-4	0.0-0

CAREER MISCELLANEOUS STATS

YEAR	FF	FR	PBU	INT	QBH	BLK
2022	0	0	2	3	0	0
2023	0	0	1	0	0	0
TOTAL	0	0	3	3	0	0

CAREER HIGHS

Tackles	6 at Colorado (2023)
TFLs	1.0 twice
Sacks	none
Breakups	1 three times
Interceptions	1 three times
Punt Return TD	1 vs. Indiana [blocked] (2022)



NICK HENRICH #3

6-3 | 235 | JR. | LB
OMAHA, NEB.

CAREER HONORS

- Team Captain (2022)
- 2-Time Academic All-Big Ten
- 7-Time Nebraska Scholar-Athlete Honor Roll

CAREER NOTES

- Earned his degree in psychology
- Is returning from a season-ending injury in 2022 suffered at Purdue

CAREER SUPERLATIVES

- Double-Digit Tackle Games: 4

SEASON HIGHLIGHTS

- One of 10 Huskers to earn a single-digit number as one of the team's "toughest" players
- Missed the opener at Minnesota due to injury
- Returned at Colorado and had three tackles, including a career-high 2.0 sacks

GAME-BY-GAME

OPPONENT	UT-AT-TT	TFL-YD	SACK-YD
@ Minnesota	-Did Not Play-		
@ Colorado	3-0-3	2.0-15	2.0-15
Northern Illinois			
Louisiana Tech			
Michigan			
@ Illinois			
Northwestern			
Purdue			
@ Michigan St.			
Maryland			
@ Wisconsin			
Iowa			

CAREER TACKLE STATS

YEAR	G/S	UT	AT	TT	TFL-YD	SCK-YD
2019*	1/0	0	0	0	0-0	0.0-0
2020	7/1	8	19	27	0.5-1	0.0-0
2021	12/12	39	60	99	3.5-8	0.5-3
2022	5/5	15	22	37	2.0-2	0.0-0
2023	1/0	3	0	3	2.0-15	2.0-15
TOTAL	26/18	65	101	166	9.0-28	2.5-18

*redshirt season

CAREER MISCELLANEOUS STATS

YEAR	FF	FR	PBU	INT	QBH	BLK
2019*	0	0	0	0	0	0
2020	0	0	0	0	2	0
2021	0	0	0	0	3	0
2022	0	0	0	0	1	0
2023	0	0	0	0	0	0
TOTAL	0	0	0	0	6	0

*redshirt season

CAREER HIGHS

Tackles	15 vs. Michigan (2021)
TFLs	2.0 at Colorado (2023)
Sacks	2.0 at Colorado (2023)
Breakups	none



TOMMI HILL #31

6-0 | 195 | JR. | DB
ORLANDO, FLA.

CAREER HONORS

- Nebraska Scholar-Athlete Honor Roll (Spring 2023)

CAREER NOTES

- Spent his freshman year (2021) at Arizona State
- Started the first five games of Nebraska's 2022 season at cornerback before switching to wide receiver
- Switched back to defensive back in the spring

SEASON HIGHLIGHTS

- Saw action on both defense and offense at Minnesota
- Made three tackles on defense and was targeted once on offense as a wide receiver
- Had one tackle at Colorado

GAME-BY-GAME

OPPONENT	UT-AT-TT	TFL-YD	PBU	INT
@ Minnesota	2-1-3	0.0-0	0	0
@ Colorado	1-0-1	0.0-0	0	0
Northern Illinois				
Louisiana Tech				
Michigan				
@ Illinois				
Northwestern				
Purdue				
@ Michigan St.				
Maryland				
@ Wisconsin				
Iowa				

CAREER TACKLE STATS

YEAR	G/S	UT	AT	TT	TFL-YD	SCK-YD
2021*	11/0	7	2	9	0.0-0	0.0-0
2022	11/5	10	7	17	0.0-0	0.0-0
2023	2/0	3	1	4	0.0-0	0.0-0
TOTAL	24/5	20	10	30	0.0-0	0.0-0

*redshirt season

Note: Played WR in final 6 games of 2022

KICKOFF RETURNS: 16 att., 300 yds, 0 TD

CAREER MISCELLANEOUS STATS

YEAR	FF	FR	PBU	INT	QBH	BLK
2021*	0	0	0	0	0	0
2022	0	0	4	0	0	0
2023	0	0	0	0	0	0
TOTAL	0	0	0	0	0	0

*redshirt season

Note: Played WR in final 6 games of 2022

CAREER HIGHS

Tackles	8 vs. Georgia Southern (2022)
TFLs	none
Sacks	none
Breakups	2 vs. Georgia Southern (2022)
Kickoff Returns	4 at Purdue (2022)
Kickoff Return Yards	91 at Purdue (2022)
Kickoff Return Touchdowns	none
Long Kickoff Return	32 at Purdue (2022)



NASH HUTMACHER #0

6-4 | 330 | JR. | DL
OACOMA, S.D.

CAREER HONORS

- 2-Time Academic All-Big Ten (2021)
- 6-Time Nebraska Scholar-Athlete Honor Roll

CAREER NOTES

- Was a four-time state champion wrestler with a 166-0 record at Chamberlain High School
- Won each of his final 73 matches by pin, the second-longest pin streak in the history of high school wrestling
- Won two national titles as a high school wrestler

SEASON HIGHLIGHTS

- One of 10 Huskers to earn a single-digit number as one of the team's "toughest" players
- Has started both games
- Recorded a career-high-tying four tackles with his first career sack

GAME-BY-GAME

OPPONENT	UT-AT-TT	TFL-YD	SACK-YD
@ Minnesota	1-3-4	1.0-8	1.0-8
@ Colorado	0-0-0	0.0-0	0.0-0
Northern Illinois			
Louisiana Tech			
Michigan			
@ Illinois			
Northwestern			
Purdue			
@ Michigan St.			
Maryland			
@ Wisconsin			
Iowa			

CAREER TACKLE STATS

YEAR	G/S	UT	AT	TT	TFL-YD	SCK-YD
2020*	1/0	0	0	0	0.0-0	0.0-0
2021	11/0	0	0	0	0.0-0	0.0-0
2022	12/2	5	10	15	0.5-1	0.0-0
2023	2/2	1	3	4	1.0-8	1.0-8
TOTAL	26/4	6	13	19	1.5-9	1.0-8

*redshirt season

CAREER MISCELLANEOUS STATS

YEAR	FF	FR	PBU	INT	QBH	BLK
2020*	0	0	0	0	0	0
2021	0	0	0	0	0	0
2022	0	0	0	0	0	0
2023	0	0	0	0	1	0
TOTAL	0	0	0	0	1	0

*redshirt season

CAREER HIGHS

Tackles	4 twice
TFLs	1.0 at Minnesota (2023)
Sacks	1.0 at Minnesota (2023)
Breakups	none



EMMETT JOHNSON #21

5-11 | 190 | R-FR. | RB
MINNEAPOLIS, MINN.

CAREER HONORS

- 2-Time Nebraska Scholar-Athlete Honor Roll

SEASON HIGHLIGHTS

- Returned one kickoff for 15 yards at Minnesota

RUSHING GAME-BY-GAME

OPPONENT	ATT.	YDS	TD	LONG
@ Minnesota	0	0	0	-
Colorado	0	0	0	-
Northern Illinois				
Louisiana Tech				
Michigan				
@ Illinois				
Northwestern				
Purdue				
@ Michigan St.				
Maryland				
@ Wisconsin				
Iowa				

CAREER RUSHING STATS


YEAR	G/S	ATT.	NET	Y/A	Y/G	TD
2022*	4/0	0	0	0.0	0.0	0
2023	2/0	0	0	0.0	0.0	0
TOTAL	6/0	0	0	0.0	0.0	0

*redshirt season

KICKOFF RETURNS: 1 ret., 15 yds, 0 TDs

CAREER HIGHS

Rushing Attempts	none
Rushing Yards	none
Rushing TDs	none
Long Rush	none
Kickoff Returns	1 at Minnesota (2023)
Kickoff Return Yards	15 at Minnesota (2023)
Kickoff Return Touchdowns	none
Long Kickoff Return	15 at Minnesota (2023)



RAHMIR JOHNSON #14

5-10 | 185 | JR. | RB
HARLEM (NYC), N.Y.

CAREER HONORS

- 2-Time Nebraska Scholar-Athlete Honor Roll

CAREER SUPERLATIVES

- Games with Multiple Rushing Touchdowns: 2
- 100-Yard Receiving Games: 1

SEASON HIGHLIGHTS

- Saw action at running back and kick returner at Minnesota and had a 63-yard kickoff return to open the second half
- The return was Nebraska's longest kickoff return since 2017
- Carried 11 times for 66 yards at Colorado with a career-long 44-yard rush
- Added a three-yard reception and a 23-yard kickoff return

RUSHING GAME-BY-GAME

OPPONENT	ATT.	YDS	TD	LONG
@ Minnesota	1	-1	0	-1
@ Colorado	11	66	0	44
Northern Illinois				
Louisiana Tech				
Michigan				
@ Illinois				
Northwestern				
Purdue				
@ Michigan St.				
Maryland				
@ Wisconsin				
Iowa				

CAREER RUSHING STATS

YEAR	G/S	ATT.	NET	Y/A	Y/G	TD
2019*	4/0	21	64	3.0	16.3	1
2020	6/0	8	30	3.8	5.0	1
2021	10/7	112	495	4.4	49.5	4
2022	10/0	19	85	4.5	8.5	0
2023	2/0	12	65	5.4	32.5	0
TOTAL	33/7	172	739	4.3	22.4	6

*redshirt season

KICKOFF RETURNS: 8 ret., 178 yds, 0 TD

CAREER RECEIVING STATS

YEAR	G/S	REC.	YDS	Y/R	Y/G	TD
2019*	4/0	1	12	12.0	3.0	0
2020	6/0	6	33	5.5	5.5	0
2021	10/7	16	197	12.3	19.7	2
2022	10/0	1	7	7.0	0.8	0
2023	2/0	3	9	3.0	4.5	0
TOTAL	32/7	27	258	9.6	8.1	2

*redshirt season

CAREER HIGHS

Rushing Attempts	19 at Michigan St. (2021)
Rushing Yards	83 at Minnesota (2021)
Rushing TDs	2 twice
Long Rush	44 at Colorado (2023)
Receptions	6 vs. Michigan (2021)
Receiving Yards	105 vs. Michigan (2021)
Receiving Touchdowns	1 twice
Long Reception	43 vs. Michigan (2021)
Kickoff Returns	3 at Ohio St. (2020)
Kickoff Return Yards	63 at Minnesota (2023)
Long Kickoff Return	63 at Minnesota (2023)



BILLY KEMP IV #1

5-9 | 180 | SR. | WR
RICHMOND, VA.

CAREER HONORS

- Third-Team All-ACC (2021 at Virginia)
- Honorable-Mention All-ACC (2020 at Virginia)
- Nebraska Scholar-Athlete Honor Roll (Spring 2023)

ACTIVE FBS CAREER RANKINGS

- Receptions: 7th (197)
- Receiving Yards: 25th (1,831)

CAREER SUPERLATIVES

- 100-Yard Receiving Games: 2
- Games with Multiple Receiving TDs: 1

CAREER NOTES

- First-year graduate transfer from Virginia
- Played in 50 games with 25 starts at Virginia
- Ranked 4th in Virginia history with 192 receptions and 10th with 1,774 receiving yards
- Was granted an extra season of eligibility due to a shooting on the Virginia campus that cut the Cavaliers' 2022 season short

SEASON HIGHLIGHTS

- One of 10 Huskers to earn a single-digit number as one of the team's "toughest" players
- Did not have a catch in his Husker debut at Minnesota but returned two punts for eight yards
- Caught five passes for 57 yards at Colorado, with 26 of his 57 yards coming after the catch

RECEIVING GAME-BY-GAME

OPPONENT	REC.	YDS	TD	LONG
@ Minnesota	0	0	0	-
@ Colorado	5	57	0	21
Northern Illinois				
Louisiana Tech				
Michigan				
@ Illinois				
Northwestern				
Purdue				
@ Michigan St.				
Maryland				
@ Wisconsin				
Iowa				

PUNT RETURNS GAME-BY-GAME

OPPONENT	RET.	YDS	TD	LONG
@ Minnesota	2	8	0	5
@ Colorado	0	0	0	-
Northern Illinois				
Louisiana Tech				
Michigan				
@ Illinois				
Northwestern				
Purdue				
@ Michigan St.				
Maryland				
@ Wisconsin				
Iowa				

CAREER RECEIVING STATS

YEAR	G/S	REC.	YDS	Y/R	Y/G	TD
2018*	8/0	0	0	0.0	0.0	0
2019*	13/2	35	289	8.3	22.2	1
2020*	10/9	67	644	9.6	64.4	1
2021*	12/10	74	725	9.8	60.4	6
2022*	7/4	16	116	7.3	16.6	0
2023	2/0	5	57	11.4	28.5	0
TOTAL	52/25	197	1,831	9.3	35.2	8

*at Virginia

RUSHING: 10 att., 38 yds, 0 TDs

PUNT RETURNS: 65 ret., 375 yds, 0 TDs

KICKOFF RETURNS: 8 ret., 158 yds, 0 TDs

CAREER HIGHS

Receptions	10 twice*
Receiving Yards	106 at North Carolina (2021)*
Receiving Touchdowns	2 at UNC (2021)*
Long Reception	32 at North Carolina (2021)*
Punt Returns	4 five times*
Punt Return Yards	67 vs. William & Mary (2021)*
Punt Return Touchdowns	none
Long Punt Return	22 vs. William & Mary (2021)*
Kickoff Returns	2 three times*
Kickoff Return Yards	44 twice*
Kickoff Return Touchdowns	none
Long Kickoff Return	26 vs. Georgia Tech (2021)*

*at Virginia



CAMERON LENHARDT #11

**6-3 | 250 | FR. | DL
STATEN ISLAND, N.Y.**

CAREER NOTES

- First true freshman defensive linemen to start a Nebraska season opener in the modern era
- Is just the 2nd true freshman defensive lineman to start a game for Nebraska in the modern era (Maliek Collins started the 2014 Gator Bowl at the end of his true freshman season)
- Has started 2 games as a true freshman, more than all other true freshman defensive linemen at Nebraska combined in the modern era
- 1 of 8 true freshmen to start a season opener for Nebraska in the modern era (not counting punters and kickers)

2023 TOP-25 FBS RANKINGS

- Sacks Per Game: 21st (1.0)

SEASON HIGHLIGHTS

- Has started both games this season
- Ranks 2nd among all FBS freshmen with 2.0 sacks
- Earned the start as a true freshman in the opener at Minnesota and made three tackles
- Had three more tackles at Colorado, including a pair of sacks
- Was the first Husker true freshman to have multiple sacks in a game since Barry Turner in 2005

GAME-BY-GAME

OPPONENT	UT-AT-TT	TFL-YD	SACK-YD
@ Minnesota	2-1-3	0.0-0	0.0-0
@ Colorado	3-0-3	2.0-9	2.0-9
Northern Illinois			
Louisiana Tech			
Michigan			
@ Illinois			
Northwestern			
Purdue			
@ Michigan St.			
Maryland			
@ Wisconsin			
Iowa			

CAREER TACKLE STATS

YEAR	G/S	UT	AT	TT	TFL-YD	SCK-YD
2023	2/2	5	1	6	2.0-9	2.0-9

CAREER MISCELLANEOUS STATS

YEAR	FF	FR	PBU	INT	QBH	BLK
2023	0	0	0	0	0	0

CAREER HIGHS

Tackles	3 twice
TFLs	2.0 at Colorado (2023)
Sacks	2.0 at Colorado (2023)
Breakups	none



BARRET LIEBENTRITT #34

**6-0 | 235 | SO. | FB
OMAHA, NEB.**

CAREER NOTES

- First-year transfer who spent two seasons at Notre Dame (2021-22)
- Has played three different positions in three seasons (LB in 2021, TE in 2022 & FB in 2023)

SEASON HIGHLIGHTS

- Has played in both games but does not have a carry or a reception

GAME-BY-GAME

OPPONENT	ATT.	YDS	TD	LONG
@ Minnesota	0	0	0	-
@ Colorado	0	0	0	-
Northern Illinois				
Louisiana Tech				
Michigan				
@ Illinois				
Northwestern				
Purdue				
@ Michigan St.				
Maryland				
@ Wisconsin				
Iowa				

CAREER RUSHING STATS

YEAR	G/S	ATT.	NET	Y/A	Y/G	TD
2021			Redshirt			
2022	13/0	0	0.0	0.0	0.0	0
2023	1/0	0	0.0	0.0	0.0	0
TOTAL	14/0	0	0.0	0.0	0.0	0

CAREER HIGHS

Rushing Attempts	none
Rushing Yards	none
Rushing TDs	none
Long Rush	none
Receptions	none
Receiving Yards	none
Receiving Touchdowns	none
Long Reception	none



JAYLEN LLOYD

#19

5-10 | 160 | FR. | WR
OMAHA, NEB.

SEASON HIGHLIGHTS

- Played in the season opener at Minnesota as a true freshman and had a nine-yard rush

GAME-BY-GAME

OPPONENT	REC.	YDS	TD	LONG
@ Minnesota	0	0	0	-
@ Colorado	-Did Not Play-			
Northern Illinois				
Louisiana Tech				
Michigan				
@ Illinois				
Northwestern				
Purdue				
@ Michigan St.				
Maryland				
@ Wisconsin				
Iowa				

CAREER RECEIVING STATS

YEAR	G/S	REC.	YDS	Y/R	Y/G	TD
2023	1/0	0	0	0.0	0.0	0

RUSHING: 1 att., 9 yds, 0 TDs

CAREER HIGHS

Receptions	none
Receiving Yards	none
Receiving Touchdowns	none
Long Reception	none
Rushing Attempts	1 at Minnesota (2023)
Rushing Yards	9 at Minnesota (2023)
Rushing Touchdowns	none
Rushing Touchdowns	9 at Minnesota (2023)



HENRY LUTOVSKY #59

6-6 | 325 | SO. | OL
CRAWFORDSVILLE, IOWA

CAREER HONORS

- 3-Time Nebraska Scholar-Athlete Honor Roll

CAREER NOTES

- Played in two games in 2021, becoming the 17th true freshman offensive lineman to play in a game in Nebraska history

SEASON HIGHLIGHTS

- Has seen action at right guard in both games

CAREER STATS

- Games: 16 (2 in 2021; 12 in 2022; 2 in 2023)
- Starts: 2 (2 in 2022)



QUINTON NEWSOME #6

6-1 | 185 | SR. | DB
SUWANEE, GA.

CAREER HONORS

- Honorable-Mention All-Big Ten (2022)
- Academic All-Big Ten (2022)
- 2-Time Nebraska Scholar-Athlete Honor Roll

2023 WATCH LIST

- Senior Bowl

PERSONAL NOTES

- Earned his degree in sports media and communication

CAREER SUPERLATIVES

- Double-Digit Tackle Games: 1

CAREER NOTES

- Has started 26 consecutive games

SEASON HIGHLIGHTS

- One of 10 Huskers to earn a single-digit number as one of the team's "toughest" players
- Started at Minnesota and had six tackles
- Had four tackles and a breakup at Colorado

GAME-BY-GAME

OPPONENT	UT-AT-TT	TFL-YD	PBU	INT
@ Minnesota	1-5-6	0.0-0	0	0
@ Colorado	4-0-4	0.0-0	1	0
Northern Illinois				
Louisiana Tech				
Michigan				
@ Illinois				
Northwestern				
Purdue				
@ Michigan St.				
Maryland				
@ Wisconsin				
Iowa				

CAREER TACKLE STATS

YEAR	G/S	UT	AT	TT	TFL-YD	SCK-YD
2019	10/0	0	0	0	0.0-0	0.0-0
2020	8/1	9	2	11	0.0-0	0.0-0
2021	12/12	38	19	57	2.0-6	1.0-4
2022	12/12	27	17	44	4.0-25	2.0-20
2023	2/2	5	5	10	0.0-0	0.0-0
TOTAL	44/27	79	43	122	6.0-31	3.0-24

CAREER MISCELLANEOUS STATS

YEAR	FF	FR	PBU	INT	QBH	BLK
2019	0	0	0	0	0	0
2020	1	0	0	0	0	0
2021	0	0	4	0	0	0
2022	1	1	10	0	1	0
2023	0	0	1	0	0	0
TOTAL	2	1	15	0	1	0

CAREER HIGHS

Tackles	10 vs. Ohio St. (2021)
TFLs	2.5 vs. Illinois (2022)
Sacks	1.0 twice
Breakups	2 five times



NOURE NOULI #63

6-4 | 315 | SR. | OL
FRANKFURT, GA.

CAREER HONORS

- 2-Time Academic All-Big Ten
- 3-Time Nebraska Scholar-Athlete Honor Roll

PERSONAL NOTES

- Originally from Frankfurt, Germany, he was an exchange student at Norris High School, 24 miles from Memorial Stadium

CAREER NOTES

- Began his career at Colorado State, spending one season with the Rams in 2019
- Played in eight games with seven starts at guard as a true freshman at CSU in 2019
- Joined Nebraska as a walk-on before being placed on scholarship

SEASON HIGHLIGHTS

- Has started both games at right guard

CAREER STATS

- **Games:** 22 (8 in 2019*; 12 in 2021; 2 in 2023)
- **Starts:** 16 (7 in 2019*; 7 in 2021; 2 in 2023)

*at Colorado State



MARCO ORTIZ #45

6-4 | 245 | SR. | LS
RICHMOND, VA.

CAREER HONORS

- Nebraska Scholar-Athlete Honor Roll (Spring 2023)

PERSONAL NOTES

- Earned his bachelor's degree in health education and behavior from Florida and is on track to earn his master's degree from Nebraska in applied sciences in December

CAREER NOTES

- First-year transfer who played in 16 games over five seasons at Florida (2018-22)


SEASON HIGHLIGHTS

- Has handled all long-snapping duties in both games

CAREER STATS

- **Games:** 18 (1 in 2019*; 1 in 2020*; 13 in 2021*; 1 in 2022*; 2 in 2023)

*at Florida



ETHAN PIPER #57

6-3 | 305 | JR. | OL
NORFOLK, NEB.

CAREER HONORS

- 3-Time Big Ten Distinguished Scholar
- 3-Time Academic All-Big Ten
- 8-Time Nebraska Scholar-Athlete Honor Roll

CAREER NOTES

- Played in one game while redshirting in 2019, becoming the 13th true freshman offensive lineman to play in a game at Nebraska

SEASON HIGHLIGHTS

- Was selected in the first round of voting to receive a single-digit number, but NCAA rules prohibit him from wearing a single-digit number
- Was the only offensive lineman selected to attend 2023 Big Ten Football Media Days
- Has started both games at left guard

CAREER STATS

- **Games:** 26 (1 in 2019; 8 in 2020; 5 in 2021; 10 in 2022; 2 in 2023)
- **Starts:** 20 (7 in 2020; 3 in 2021; 8 in 2022; 2 in 2023)



CHUBBA PURDY #12

6-2 | 210 | SO. | QB
QUEEN CREEK, ARIZ.

CAREER HONORS

- 3-Time Nebraska Scholar-Athlete Honor Roll

PERSONAL NOTES

- His brother Brock was a quarterback at Iowa State (2018-21) who is with the San Francisco 49ers
- His father Shawn played baseball at Miami and had an eight-year minor league career

CAREER NOTES

- Spent two years at Florida State (2020-21) playing in four games with one start

SEASON HIGHLIGHTS

- Did not see action as Nebraska's co-No. 2 quarterback at Minnesota
- Came in for one snap at Colorado and had an incomplete third-down pass

CAREER PASSING STATS

YEAR	G/S	CMP-ATT	PCT	YDS	TD	INT
2020*	3/1	27-53	50.9	219	2	1
2021*^	1/0	5-5	100.0	98	2	0
2022	6/2	22-48	45.8	147	0	3
2023	1/0	0-1	0.0	0	0	0
TOTAL	11/3	54-107	50.5	464	4	4

TOTAL OFFENSE: 150 att., 599 yds, 6 TDs

*at Florida State; ^redshirt season

CAREER RUSHING STATS

YEAR	G/S	ATT.	NET	Y/A	Y/G	TD
2020*	3/1	19	57	3.0	19.0	0
2021*^	1/0	1	5	5.0	5.0	0
2022	6/2	24	73	3.0	12.2	2
2023	1/0	0	0	0.0	0.0	0
TOTAL	11/3	44	135	3.1	12.3	2

*at Florida State; ^redshirt season

CAREER PASSING HIGHS

Attempts	23 at NC State (2020)*
Completions	15 at NC State (2020)*
Yards	181 at NC State (2020)*
Touchdowns	2 twice
Long Pass	69 [TD] at NC State (2020)*

*at Florida State

CAREER RUSHING HIGHS


Attempts	12 at NC State (2020)*
Yards	54 at NC State (2020)*
Touchdowns	1 vs. Oklahoma (2022)
Long Rush	21 at NC State (2020)*

*at Florida State

CAREER TOTAL OFFENSE HIGHS

Attempts	35 at NC State (2020)*
Yards	235 at NC State (2020)*
Total Touchdowns	2 twice*

*at Florida State



LUKE REIMER

#4

6-1 | 225 | SR. | LB
ASHLAND, KAN.

CAREER HONORS

- Honorable-Mention All-Big Ten (2021)
- Big Ten Defensive Player of the Week (9/13/21)
- Nebraska Linebacker of the Year (2021)
- 2-Time Academic All-Big Ten
- 5-Time Nebraska Scholar-Athlete Honor Roll

NEBRASKA RECORDS

- Tackles in a Big Ten Game (19 vs. Purdue, 2021)

NEBRASKA CAREER RANKINGS

- Tackles: 12th (255)

2023 WATCH LISTS

- Lombardi Award
- Senior Bowl

PERSONAL NOTES

- Earned his degree in business administration
- Attended North Star High School in Lincoln but grew up in Ashland, Kansas

ACTIVE FBS CAREER RANKINGS

- Tackles: 20th (255)

2023 TOP-25 FBS RANKINGS

- Sacks Per Game: 13th (1.5)

CAREER SUPERLATIVES

- Double-Digit Tackle Games: 9

CAREER NOTES

- Joined Nebraska as a walk-on but was placed on scholarship prior to the 2020 season
- Ranked in the top 25 nationally in 2021 in tackles per game and solo tackles per game
- 1 of 13 players in school history with 250 career tackles

SEASON HIGHLIGHTS

- One of 10 Huskers to earn a single-digit number as one of the team's "toughest" players
- Has started both games and leads the Big Ten with 1.5 sacks per game
- Had five tackles at Minnesota, including a three-yard sack
- Totaled five more tackles at Colorado with a career-high 1.5 sacks

GAME-BY-GAME

OPPONENT	UT-AT-TT	TFL-YD	SACK-YD
@ Minnesota	4-1-5	1.0-3	1.0-3
@ Colorado	4-1-5	1.5-14	1.5-14
Northern Illinois			
Louisiana Tech			
Michigan			
@ Illinois			
Northwestern			
Purdue			
@ Michigan St.			
Maryland			
@ Wisconsin			
Iowa			

ACTIVE BIG TEN TACKLE LEADERS

RK.	PLAYER (SCHOOL)	TACKLES
1.	Nick Jackson (Iowa)	368*
2.	Luke Reimer (Nebraska)	255
3.	Jacoby Windmon, Michigan St.	231*
	Cal Haladay, Michigan St.	231
5.	Bryce Gallagher, Northwestern	219

*includes games from previous school

NEBRASKA CAREER TACKLES

RK.	PLAYER (YEARS)	TACKLES
1.	Barrett Ruud (2001-04)	432
2.	Jerry Murtaugh (1968-70)	342
3.	Mike Brown (1996-99)	287
4.	Lavonte David (2010-11)	285
5.	Dedrick Young (2005-18)	284
6.	Lee Kunz (1976-78)	276
7.	Nathan Gerry (2013-16)	273
	Clete Pillen (1974-76)	273
9.	Steve Damkroger (1979-82)	269
10.	Ed Stewart (1991-94)	257
11.	Marc Munford (1983-86)	256
12.	Luke Reimer (2019-present)	255

CAREER TACKLE STATS

YEAR	G/S	UT	AT	TT	TFL-YD	SCK-YD
2019	10/0	7	4	11	1-4	0.0-0
2020	6/5	29	11	40	5.0-18	2.0-12
2021	12/12	60	48	108	6.0-22	1.0-6
2022	10/10	38	48	86	3.5-7	1.0-4
2023	2/2	8	2	10	2.5-17	2.5-17
TOTAL	40/29	142	113	255	17.5-67	6.5-39

CAREER MISCELLANEOUS STATS

YEAR	FF	FR	PBU	INT	QBH	BLK
2019	0	1	0	0	0	0
2020	1	0	0	0	0	0
2021	3	0	6	1	3	0
2022	0	0	5	1	1	0
2023	0	0	0	0	1	0
TOTAL	4	1	11	2	5	0

CAREER HIGHS

Tackles	19 vs. Purdue (2021)
TFLs	1.5 four times
Sacks	1.5 at Colorado (2023)
Breakups	2 vs. Indiana (2022)
Interceptions	1 twice



TY ROBINSON

#9

6-6 | 310 | JR. | DL
GILBERT, ARIZ.

CAREER HONORS

- 3-Time Nebraska Scholar-Athlete Honor Roll

2023 WATCH LIST

- Senior Bowl

PERSONAL NOTES

- Earned his degree in nutrition and health sciences

SEASON HIGHLIGHTS

- One of 10 Huskers to earn a single-digit number as one of the team's "toughest" players
- Started at Minnesota but was disqualified in the second half due to a targeting penalty
- Had two tackles and a quarterback hurry at Colorado after sitting out the first half

GAME-BY-GAME

OPPONENT	UT-AT-TT	TFL-YD	SACK-YD
@ Minnesota	0-0-0	0.0-0	0.0-0
@ Colorado	2-0-2	0.0-0	0.0-0
Northern Illinois			
Louisiana Tech			
Michigan			
@ Illinois			
Northwestern			
Purdue			
@ Michigan St.			
Maryland			
@ Wisconsin			
Iowa			

CAREER TACKLE STATS

YEAR	G/S	UT	AT	TT	TFL-YD	SCK-YD
2019*	3/0	0	0	0	0-0	0.0-0
2020	8/7	5	12	17	2.0-3	0.0-0
2021	12/4	13	14	27	4.0-23	2.0-20
2022	12/12	14	10	24	4.0-17	2.0-14
2023	2/1	2	0	2	0.0-0	0.0-0
TOTAL	37/24	34	36	70	10.0-43	4.0-34

*redshirt season

CAREER MISCELLANEOUS STATS

YEAR	FF	FR	PBU	INT	QBH	BLK
2019*	0	0	0	0	0	0
2020	0	0	0	0	2	0
2021	0	0	1	0	1	0
2022	0	0	0	0	0	0
2023	0	0	1	0	3	0
TOTAL	0	0	2	0	6	0

*redshirt season

CAREER HIGHS

Tackles	6 vs. Illinois (2022)
TFLs	1.0 seven times
Sacks	1.0 four times
Breakups	1 twice



PHALEN SANFORD #37

5-11 | 195 | SR. | DB
BENKELMAN, NEB.

CAREER HONORS

- Academic All-Big Ten (2020)
- 4-Time Nebraska Scholar-Athlete Honor Roll

PERSONAL NOTES

- Earned his degree in child, youth and family studies

CAREER NOTES

- Redshirted in 2018 at Hastings College, where he also competed in track and field
- Played eight-man football in high school

SEASON HIGHLIGHTS

- Has seen action on special teams and in the secondary in both games
- Made one tackle on punt coverage at Minnesota
- Had one tackle on defense at Colorado

GAME-BY-GAME

OPPONENT	UT-AT-TT	TFL-YD	PBU	INT
@ Minnesota	0-1-1	0.0-0	0	0
@ Colorado	1-0-1	0.0-0	0	0
Northern Illinois				
Louisiana Tech				
Michigan				
@ Illinois				
Northwestern				
Purdue				
@ Michigan St.				
Maryland				
@ Wisconsin				
Iowa				

CAREER TACKLE STATS

YEAR	G/S	UT	AT	TT	TFL-YD	SCK-YD
2018	Redshirt (at Hastings College)					
2019	-Did Not Play-					
2020	5/0	0	0	0	0.0-0	0.0-0
2021	12/0	2	1	3	0.0-0	0.0-0
2022	12/0	8	4	12	0.0-0	0.0-0
2023	2/0	1	1	2	0.0-0	0.0-0
TOTAL	31/0	11	6	17	0.0-0	0.0-0

CAREER MISCELLANEOUS STATS

YEAR	FF	FR	PBU	INT	QBH	BLK
2018	Redshirt (at Hastings College)					
2019	0	0	0	0	0	0
2020	0	0	0	0	0	0
2021	0	0	0	0	0	0
2022	0	0	0	0	0	1
2023	0	0	0	0	0	0
TOTAL	0	0	0	0	0	1

CAREER HIGHS

Tackles	3 at Purdue (2022)
TFLs	none
Sacks	none
Breakups	none
Blocked Punt	1 at Purdue (2022)



BEN SCOTT #66

6-5 | 305 | JR. | OL
HONOLULU, HAWAII

CAREER HONORS

- Nebraska Scholar-Athlete Honor Roll (Spring 2023)

2023 WATCH LISTS

- Rimington Trophy
- Senior Bowl

PERSONAL NOTES

- Earned his degree in biological sciences at Arizona State

CAREER NOTES

- First-year transfer who started 28 games at Arizona State from 2020-22
- Started 17 games at right tackle at ASU before his final 11 starts were at center

SEASON HIGHLIGHTS

- Has started both games at center
- Made his 30th career start at Colorado

CAREER STATS

- **Games:** 30 (4 in 2020*; 13 in 2021*; 11 in 2022*; 2 in 2023)
 - **Starts:** 30 (4 in 2020*; 13 in 2021*; 11 in 2022*; 2 in 2023)
- *at Arizona State



MJ SHERMAN #48

6-3 | 250 | JR. | LB
BALTIMORE, MD.

CAREER HONORS

- Nebraska Scholar-Athlete Honor Roll (Spring 2023)

CAREER NOTES

- First-year transfer who played in 39 games at Georgia from 2020-22
- Recorded 15 tackles, 1.0 TFL and 0.5 sacks as a Bulldog
- Played in every game of Georgia's 2021 & 2022 national championship seasons

SEASON HIGHLIGHTS

- Had a career-high three tackles in his Husker debut at Minnesota
- Made one solo tackle at Colorado

GAME-BY-GAME

OPPONENT	UT-AT-TT	TFL-YD	SACK-YD
@ Minnesota	2-1-3	0.0-0	0.0-0
@ Colorado	1-0-1	0.0-0	0.0-0
Northern Illinois			
Louisiana Tech			
Michigan			
@ Illinois			
Northwestern			
Purdue			
@ Michigan St.			
Maryland			
@ Wisconsin			
Iowa			

CAREER TACKLE STATS

YEAR	G/S	UT	AT	TT	TFL-YD	SCK-YD
2020*	9/0	2	0	2	0.0-0	0.0-0
2021*	15/0	1	7	8	0.5-3	0.0-0
2022*	15/0	4	1	5	0.5-5	0.5-5
2023	2/0	3	1	4	0.0-0	0.0-0
TOTAL	40/0	10	9	19	1.0-8	0.5-5

*at Georgia

CAREER MISCELLANEOUS STATS

YEAR	FF	FR	PBU	INT	QBH	BLK
2020*	0	0	0	0	0	0
2021*	0	0	0	0	0	0
2022*	0	0	0	0	0	0
2023	0	0	0	0	0	0
TOTAL	0	0	0	0	0	0

*at Georgia

CAREER HIGHS

Tackles	3 at Minnesota (2023)
TFLs	0.5 twice*
Sacks	0.5 vs. Kent St. (2022)*
Breakups	none

*at Georgia



**JEFF
SIMS**

#7

6-4 | 220 | JR. | QB
JACKSONVILLE, FLA.

CAREER HONORS (2018-21: TEXAS)

- 2-Time ACC Rookie of the Week (2020 at Georgia Tech)

2023 WATCH LIST

- Davey O'Brien Award

CAREER NOTES

- First-year transfer from Georgia Tech
- Started 23 games at Georgia Tech and threw for 4,464 yards and 30 touchdowns with 1,152 rushing yards and 11 scores
- 1 of 15 active FBS players with 4,000 career passing yards and 1,000 career rushing yards

SEASON HIGHLIGHTS

- Accounted for 205 yards of total offense at Minnesota, rushing for a game-high 91 yards and throwing for 114 yards and one touchdown
- Had 173 total yards at Colorado before being injured, including a 57-yard touchdown run that was the longest rush of his career

PASSING GAME-BY-GAME

OPPONENT	COMP-ATT	YDS	TD	INT
@ Minnesota	11-19	114	1	3
@ Colorado	9-15	106	0	1
Northern Illinois				
Louisiana Tech				
Michigan				
@ Illinois				
Northwestern				
Purdue				
@ Michigan St.				
Maryland				
@ Wisconsin				
Iowa				

RUSHING GAME-BY-GAME

OPPONENT	ATT.	YDS	TD	LONG
@ Minnesota	19	91	0	26
@ Colorado	10	67	1	57
Northern Illinois				
Louisiana Tech				
Michigan				
@ Illinois				
Northwestern				
Purdue				
@ Michigan St.				
Maryland				
@ Wisconsin				
Iowa				

CAREER SUPERLATIVES	
250-Yard Passing Games	9
300-Yard Passing Games	3
300-Yard Total Offense Games	8
Games with 2+ TD Passes	9
Games with 3+ TD Passes	3
Games with 4+ TD Passes	0
Games with 2+ Total TDs	13
Games with 3+ Total TDs	7
Games with 4+ Total TDs	2

CAREER PASSING STATS							
YEAR	G/S	CMP-ATT	PCT	YDS	TD	INT	TD INT
2020*	10/10	141-257	54.9	1,881	13	13	
2021*	7/6	113-188	60.1	1,468	12	7	
2022*	7/7	110-188	58.5	1,115	5	3	
2023	2/2	20-34	58.9	220	1	4	
TOTAL	26/25	384-667	57.6	4,684	31	267	

*at Georgia Tech

TOTAL OFFENSE: 973 att., 5,994 yds, 42 TDs

RECEIVING: 1 rec., 1 yd, 0 TDs

CAREER RUSHING STATS						
YEAR	G/S	ATT.	NET	Y/A	Y/G	TD
2020*	10/10	120	492	4.1	49.2	6
2021*	7/6	70	372	5.3	53.1	4
2022*	7/7	87	288	3.3	41.1	1
2023	2/2	29	158	5.5	79.0	1
TOTAL	26/25	306	1,310	4.3	50.4	12

*at Georgia Tech

CAREER PASSING HIGHS	
Attempts	44 at Virginia (2021)*
Completions	27 at Virginia (2021)*
Yards	359 vs. Pittsburgh (2021)*
Touchdowns	3 three times*
Long Pass	77 [TD] at Duke (2021)*

*at Georgia Tech

CAREER RUSHING HIGHS	
Attempts	19 twice
Yards	128 vs. North Carolina (2021)*
Touchdowns	3 vs. North Carolina (2021)*
Long Rush	57 [TD] at Colorado (2023)

*at Georgia Tech

CAREER TOTAL OFFENSE HIGHS	
Attempts	54 at Virginia (2021)*
Yards	397 vs. Pittsburgh (2021)*
Total Touchdowns	4 twice*

*at Georgia Tech



**DESHON
SINGLETON**

#8

6-3 | 205 | JR. | DB
AMITE, LA.

CAREER HONORS

- Nebraska Scholar-Athlete Honor Roll (Spring 2023)

CAREER NOTES

- In his second season at Nebraska after the 2021 season at Hutchinson (Kan.) CC

SEASON HIGHLIGHTS

- One of 10 Huskers to earn a single-digit number as one of the team's "toughest" players
- Has started both games
- Made his first career start at Minnesota and tied for the team lead with a career-high seven tackles while breaking up one pass
- Recorded three solo tackles at Colorado, including a two-yard TFL for his first career tackle for loss

GAME-BY-GAME

OPPONENT	UT-AT-TT	TFL-YD	PBU	INT
@ Minnesota	2-5-7	0.0-0	1	0
@ Colorado	3-0-3	1.0-2	0	0
Northern Illinois				
Louisiana Tech				
Michigan				
@ Illinois				
Northwestern				
Purdue				
@ Michigan St.				
Maryland				
@ Wisconsin				
Iowa				

CAREER TACKLE STATS						
YEAR	G/S	UT	AT	TT	TFL-YD	SCK-YD
2022	12/0	1	2	3	0.0-0	0.0-0
2023	2/2	5	5	10	1.0-2	0.0-0
TOTAL	14/2	6	7	13	1.0-2	0.0-0

CAREER MISCELLANEOUS STATS						
YEAR	FF	FR	PBU	INT	QBH	BLK
2021	0	0	0	0	0	0
2022	0	0	1	0	0	0
TOTAL	0	0	1	0	0	0

CAREER HIGHS	
Tackles	7 at Minnesota (2023)
TFLs	1.0 at Colorado (2023)
Sacks	none
Breakups	1 at Minnesota (2023)



PRINCEWILL UMANMIELEN #11

6-4 | 240 | FR. | DL
AUSTIN, TEXAS

CAREER HONORS

- Nebraska Scholar-Athlete Honor Roll (Spring 2023)

PERSONAL NOTES

- Has a brother, Princely, who is a defensive linemen at Florida, and a brother, Prince, who was a defensive lineman at Tarleton State

SEASON HIGHLIGHTS

- Has played in both games as a true freshman
- Had one solo tackle and a quarterback hurry in his debut at Minnesota
- Added another solo tackle at Colorado

GAME-BY-GAME

OPPONENT	UT-AT-TT	TFL-YD	SACK-YD
@ Minnesota	1-0-1	0.0-0	0.0-0
@ Colorado	1-0-1	0.0-0	0.0-0
Northern Illinois			
Louisiana Tech			
Michigan			
@ Illinois			
Northwestern			
Purdue			
@ Michigan St.			
Maryland			
@ Wisconsin			
Iowa			

CAREER TACKLE STATS

YEAR	G/S	UT	AT	TT	TFL-YD	SCK-YD
2023	2/0	2	0	2	0.0-0	0.0-0

CAREER MISCELLANEOUS STATS

YEAR	FF	FR	PBU	INT	QBH	BLK
2023	0	0	0	0	1	0

CAREER HIGHS

Tackles	1 twice
TFLs	none
Sacks	none
Breakups	none



MARCUS WASHINGTON #13

6-2 | 190 | SR. | WR
ST. LOUIS, MO.

CAREER HONORS

- Nebraska Scholar-Athlete Honor Roll (Fall 2022)

CAREER NOTES

- In his second season at Nebraska after spending three seasons at Texas (2019-21)
- Played in 31 games with eight starts and caught 25 passes for 366 yards and three touchdowns with the Longhorns

CAREER SUPERLATIVES

- 100-Yard Receiving Games: 2
- Games with 2+ TD Catches: 1

SEASON HIGHLIGHTS

- Caught three passes for 31 yards in the second half at Minnesota
- Started at Colorado and had a 13-yard catch

GAME-BY-GAME

OPPONENT	REC.	YDS	TD	LONG
@ Minnesota	3	31	0	17
@ Colorado	1	13	0	13
Northern Illinois				
Louisiana Tech				
Michigan				
@ Illinois				
Northwestern				
Purdue				
@ Michigan St.				
Maryland				
@ Wisconsin				
Iowa				

CAREER RECEIVING STATS

YEAR	G/S	REC.	YDS	Y/R	Y/G	TD
2019*	11/1	3	33	11.0	3.0	0
2020*	8/0	4	56	14.0	8.0	1
2021*	12/7	18	277	15.4	23.1	2
2022	12/10	31	471	15.2	39.3	1
2023	2/1	4	43	10.8	21.5	0
TOTAL	45/19	60	881	14.7	19.6	4

*at Texas

CAREER HIGHS

Receptions	7 at Baylor (2021)*
Receiving Yards	123 vs. Ga. Southern (2022)
Receiving Touchdowns	2 vs. Kansas (2021)*
Long Reception	58 vs. Oklahoma St. (2021)*

*at Texas



JAVIN WRIGHT #33

6-5 | 215 | JR. | LB
CHANLDER, ARIZ.

PERSONAL NOTES

- His father Toby was a two-year letterwinner for Nebraska (1992-93) before playing six seasons in the NFL
- Earned his degree in sports media and communication

SEASON HIGHLIGHTS

- Made a career-high four tackles at Minnesota
- Had one tackle at Colorado

GAME-BY-GAME

OPPONENT	UT-AT-TT	TFL-YD	SACK-YD
@ Minnesota	3-1-4	0.0-0	0.0-0
Colorado	0-1-1	0.0-0	0.0-0
Northern Illinois			
Louisiana Tech			
Michigan			
@ Illinois			
Northwestern			
Purdue			
@ Michigan St.			
Maryland			
@ Wisconsin			
Iowa			

CAREER TACKLE STATS

YEAR	G/S	UT	AT	TT	TFL-YD	SCK-YD
2019*	1/0	0	0	0	0.0-0	0.0-0
2020		Did Not Play				
2021	2/0	0	1	1	0.0-0	0.0-0
2022	10/1	3	3	6	0.0-0	0.0-0
2023	2/0	3	2	5	0.0-0	0.0-0
TOTAL	15/1	6	6	12	0.0-0	0.0-0

*redshirt season

CAREER MISCELLANEOUS STATS

YEAR	FF	FR	PBU	INT	QBH	BLK
2019*	0	0	0	0	0	0
2020	Did Not Play					
2021	0	0	0	0	0	0
2022	0	0	0	0	0	1
2023	0	0	0	0	0	0
TOTAL	0	0	0	0	0	1

*redshirt season

CAREER HIGHS

Tackles	4 at Minnesota (2023)
TFLs	none
Sacks	none
Breakups	none
Blocked Punts	1 vs. North Dakota (2022)

2023 NEBRASKA TEAM STATS

Team Statistics

	NEBR	OPP
Scoring	24	49
Points per game	12.0	24.5
Points Off Turnovers	3	26
First Downs	33	44
Rushing	21	9
Passing	11	30
Penalty	1	5
Rushing Yardage	403	113
Yards gained rushing	476	199
Yards lost rushing	73	86
Rushing attempts	78	58
Average per rush	5.2	1.9
Average per game	201.5	56.5
TDs Rushing	1	2
Passing Yardage	233	592
Comp-Att-Int	22-41-4	56-88-1
Average per pass	5.7	6.7
Average per catch	10.6	10.6
Average per game	116.5	296.0
TDs Passing	2	3
Total offense	636	705
Total plays	119	146
Average per play	5.3	4.8
Average per game	318.0	352.5
Kick returns: #-Yards	3-101	3-49
Punt returns: #-Yards	2-8	3-21
Int returns: #-Yards	1-0	4-18
Kick return average	33.7	16.3
Punt return average	4.0	7.0
Int return average	0.0	4.5
Fumbles-Lost	6-4	1-1
Penalties-Yards	13-95	12-105
Average per game	47.5	52.5
Punts-Yards	7-283	8-333
Average per punt	40.4	41.6
Net punt average	37.4	38.1
Kickoffs-Yards	5-317	10-656
Average per kick	63.4	65.6
Net kick average	43.6	38.0
Time of possession / game	29:27	30:31
3rd-down conversion	9/24	18/35
3rd-down pct	38%	51%
4th-down conversion	0/2	2/3

	NEBR	OPP
4th-down pct	0%	67%
Sacks by-Yards	11-77	5-40
Misc Yards	0	0
Touchdowns scored	3	5
Field goals - attempts	1-2	5-6
On-Side kicks	0-0	0-0
Red-zone scores	(2-3) 67%	(8-8) 100%
Red-zone touchdowns	(1-3) 33%	(4-8) 50%
PAT-attempts	(3-3) 100%	(4-4) 100%
2-point conversion-attempts	(0-0) 0%	(0-1) 0%
Attendance	0	106870
Games / Avg per game	0/0	2/53435
Neutral site games	-	0/0

Score by Periods

Team	1st	2nd	3rd	4th	OT	TOT
Nebraska	0	0	14	10	0	24
Opponents	0	16	10	23	0	49

2023 NEBRASKA TEAM RESULTS

Team Results

	Date	Opponent		Score	Overall	Conf	Time	Attend
*	08/31/2023	at Minnesota	L	10-13	0-1	0-1	3:27	53629
	09/09/2023	at Colorado	L	14-36	0-2	0-1	3:27	53241

2023 NEBRASKA INDIVIDUAL STATS

Rushing

Player	gp	att	gain	loss	net	avg	td	lg	avg/g
Jeff Sims	2	29	207	49	158	5.4	1	57	79.0
Gabe Ervin Jr.	2	24	137	8	129	5.4	0	27	64.5
Rahmir Johnson	2	12	78	13	65	5.4	0	44	32.5
Anthony Grant	1	9	28	1	27	3.0	0	9	27.0
Heinrich Haarberg	2	2	17	0	17	8.5	0	10	8.5
Jaylen Lloyd	1	1	9	0	9	9.0	0	9	9.0
Luke Lindenmeyer	1	1	0	2	-2	-2.0	0	0	-2.0
Total	2	78	476	73	403	5.2	1	57	201.5
Opponents	2	58	199	86	113	1.9	2	34	56.5

Passing

Player	gp	effic	comp-att-int	pct	yds	td	lg	avg/g
Jeff Sims	2	99.4	20-34-4	58.8	220	1	34	110.0
Heinrich Haarberg	2	106.5	2-6-0	33.3	13	1	9	6.5
Chubba Purdy	1	0.0	0-1-0	0.0	0	0	0	0.0
Total	2	98.0	22-41-4	53.7	233	2	34	116.5
Opponents	2	129.1	56-88-1	63.6	592	3	41	296.0

Receiving

Player	gp	no.	yds	avg	td	lg	avg/g
Billy Kemp	2	5	57	11.4	0	21	28.5
Marcus Washington	2	4	44	11.0	0	17	22.0
Rahmir Johnson	2	3	9	3.0	0	6	4.5
Nate Boerkircher	2	3	37	12.3	0	17	18.5
Alex Bullock	2	3	56	18.7	1	34	28.0
Thomas Fidone III	2	2	13	6.5	1	9	6.5
Isaiah Garcia-Castaneda	1	1	7	7.0	0	7	7.0
Heinrich Haarberg	2	1	10	10.0	0	10	5.0
Total	2	22	233	10.6	2	34	116.5
Opponents	2	56	592	10.6	3	41	296.0

Punt Returns

Player	no.	yds	avg	td	lg
Billy Kemp	2	8	4.0	0	5
Total	2	8	4.0	0	5
Opponents	3	21	7.0	0	12

Interceptions

Player	no.	yds	avg	td	lg
Omar Brown	1	0	0.0	0	0
Total	1	0	0.0	0	0
Opponents	4	18	4.5	0	14

Kick Returns

Player	no.	yds	avg	td	lg
Rahmir Johnson	2	86	43.0	0	63
Emmett Johnson	1	15	15.0	0	15
Total	3	101	33.7	0	63
Opponents	3	49	16.3	0	19

Fumble Returns

Player	no.	yds	avg	td	lg
Sua Lefotu	1	0	0.0	0	0
Total	1	0	0.0	0	0
Opponents	4	5	1.3	0	5

2023 INDIVIDUAL STATISTICS

Scoring

Player	td	fg	PAT				d xp	saf	pts
			kick	rush	rcv	pass			
Jeff Sims	1	-	-	-	-	-	-	-	6
Alex Bullock	1	-	-	-	-	-	-	-	6
Thomas Fidone III	1	-	-	-	-	-	-	-	6
Tristan Alvano	-	1-2	3-3	-	-	-	-	-	6
Total	3	1-2	3-3	0	0	0	0	0	24
Opponents	5	5-6	4-4	0	0	0	0	0	49

Field Goals

Player	fg	pct.	01-19	20-29	30-39	40-49	50-99	lg	blk
Tristan Alvano	1-2	50.0	0-0	1-1	0-0	0-1	0-0	27	0
Opponents	5-6	83.3	0-0	0-0	4-4	1-1	0-1	47	0

FG Sequence

Team Name	Nebraska	Opponents
Minnesota	(27)	(34),54,(47)
Colorado	45	(31),(32),(30)

Numbers in (parentheses) indicate field goal was made

Total Offense

Player	g	plays	rush	pass	total	avg/g
Jeff Sims	2	63	158	220	378	189.0
Gabe Ervin Jr.	2	24	129	0	129	64.5
Rahmir Johnson	2	12	65	0	65	32.5
Heinrich Haarberg	2	8	17	13	30	15.0
Anthony Grant	1	9	27	0	27	27.0
Jaylen Lloyd	1	1	9	0	9	9.0
Luke Lindenmeyer	1	1	-2	0	-2	-2.0
Total	2	119	403	233	636	318.0
Opponents	2	146	113	592	705	352.5

Punting

Player	no.	yds	avg	lg	tb	fc	i20	50+	blk
Brian Buschini	7	283	40.4	60	0	0	3	1	0
Total	7	283	40.4	60	0	0	3	1	0
Opponents	8	333	41.6	52	1	3	3	1	0

Kickoffs

Player	no.	yds	avg	tb	ob	retn	net	ydln
Tristan Alvano	3	187	62.3	1	0			
Brian Buschini	2	130	65.0	1	0			
Total	5	317	63.4	2	0	3	43.6	21
Opponents	10	656	65.6	7	0	3	38	27

All Purpose

Player	g	rush	rcv	pr	kr	ir	total	avg/g
Rahmir Johnson	2	65	9	0	86	0	160	80.0
Jeff Sims	2	158	0	0	0	0	158	79.0
Gabe Ervin Jr.	2	129	0	0	0	0	129	64.5
Billy Kemp	2	0	57	8	0	0	65	32.5
Alex Bullock	2	0	56	0	0	0	56	28.0
Marcus Washington	2	0	44	0	0	0	44	22.0
Nate Boerkircher	2	0	37	0	0	0	37	18.5
Heinrich Haarberg	2	17	10	0	0	0	27	13.5
Anthony Grant	1	27	0	0	0	0	27	27.0
Emmett Johnson	2	0	0	0	15	0	15	7.5
Thomas Fidone III	2	0	13	0	0	0	13	6.5
Jaylen Lloyd	1	9	0	0	0	0	9	9.0
Isaiah Garcia-Castaneda	1	0	7	0	0	0	7	7.0
Luke Lindenmeyer	1	-2	0	0	0	0	-2	-2.0
Total	2	403	233	8	101	0	745	372.5
Opponents	2	113	592	21	49	18	793	396.5

INDIVIDUAL OFFENSE GAME BY GAME

RUSHING/RECEIVING

Rushing

Player	No-Yds/TD	MINN	CU
Jeff Sims	29-158/1	19-91/0	10-67/1
Gabe Ervin Jr.	24-129/0	7-55/0	17-74/0
Rahmir Johnson	12-65/0	1--1/0	11-66/0
Anthony Grant	9-27/0	9-27/0	DNP
Heinrich Haarberg	2-17/0	-	2-17/0
Jaylen Lloyd	1-9/0	1-9/0	DNP
Luke Lindenmeyer	1--2/0	DNP	1--2/0

Receiving

Player	No-Yds/TD	MINN	CU
Billy Kemp	5-57/0	-	5-57/0
Marcus Washington	4-44/0	3-31/0	1-13/0
Alex Bullock	3-56/1	3-56/1	-
Nate Boerkircher	3-37/0	1-4/0	2-33/0
Rahmir Johnson	3-9/0	2-6/0	1-3/0
Thomas Fidone III	2-13/1	-	2-13/1
Heinrich Haarberg	1-10/0	1-10/0	-
Isaiah Garcia-Castaneda	1-7/0	1-7/0	DNP

PASSING

#7 Jeff Sims	Comp	Att	Int	Pct	Yards	TD	Long	Sacked	Effic.
Minnesota	11	19	3	57.9	114	1	34	3-26	94.1
Colorado	9	15	1	60.0	106	0	21	2-14	106.0
Totals	20	34	4	58.8	220	1	34	5-40	99.4

#10 Heinrich Haarberg	Comp	Att	Int	Pct	Yards	TD	Long	Sacked	Effic.
Colorado	2	6	0	33.3	13	1	9	0-0	106.5
Totals	2	6	0	33.3	13	1	9	0-0	106.5

#12 Chubba Purdy	Comp	Att	Int	Pct	Yards	TD	Long	Sacked	Effic.
Colorado	0	1	0	0.0	0	0	0	0-0	0.0
Totals	0	1	0	0.0	0	0	0	0-0	0.0

SPECIAL TEAMS RETURNS

Punt Returns

Player	No-Yds	MINN	CU
Billy Kemp	2-8	2-8	-

Kick Returns

Player	No-Yds	MINN	CU
Rahmir Johnson	2-86	1-63	1-23
Emmett Johnson	1-15	1-15	-

INDIVIDUAL DEFENSE GAME BY GAME

TOTAL TACKLES

Total Tackles

Player	S-A	Total	MINN	CU
Isaac Gifford	11-2	13	3-2	8-0
Omar Brown	10-2	12	5-2	5-0
John Bullock	7-4	11	3-3	4-1
Luke Reimer	8-2	10	4-1	4-1
Malcolm Hartzog	8-2	10	3-1	5-1
Quinton Newsome	5-5	10	1-5	4-0
DeShon Singleton	5-5	10	2-5	3-0
Mikai Gbayor	6-1	7	1-0	5-1
Cameron Lenhardt	5-1	6	2-1	3-0
Javin Wright	3-2	5	3-1	0-1
Tommi Hill	3-1	4	2-1	1-0
MJ Sherman	3-1	4	2-1	1-0
Blaise Gunnerson	2-2	4	2-2	-
Nash Hutmacher	1-3	4	1-3	-
Nick Henrich	3-0	3	DNP	3-0
Ty Robinson	2-0	2	-	2-0
Jimari Butler	2-0	2	DNP	2-0
Princewill Umanmielen	2-0	2	1-0	1-0
Phalen Sanford	1-1	2	0-1	1-0
Jeff Sims	1-0	1	-	1-0
Tamon Lynum	1-0	1	-	1-0
Elijah Jeudy	1-0	1	-	1-0
Koby Bretz	1-0	1	DNP	1-0
Nate Boerkircher	1-0	1	1-0	-
Kai Wallin	1-0	1	-	1-0
Garrett Snodgrass	0-1	1	0-1	-
Riley Van Poppel	0-1	1	DNP	0-1

INTERCEPTION/FUMBLE RETURNS

Interceptions Returns

Player	No-Yds	MINN	CU
Omar Brown	1-0	1-0	-

Fumble Returns

Player	No-Yds	MINN	CU
Sua Lefotu	1-0	DNP	1-0

INDIVIDUAL DEFENSE GAME BY GAME

SACKS

Player	UA-A	Total	MINN	CU
Luke Reimer	2-1	2.5	1-3	1.5-14
Nick Henrich	2-0	2	DNP	2-15
Cameron Lenhardt	2-0	2	-	2-9
Nash Hutmacher	1-0	1	1-8	-
Jimari Butler	1-0	1	DNP	1-10
Tamon Lynam	1-0	1	-	1-12
Blaise Gunnerson	1-0	1	1-1	-
Riley Van Poppel	0-1	0.5	DNP	0.5-5

TACKLES FOR LOSS

Player	UA-A	Total	MINN	CU
Luke Reimer	2-1	2.5	1.0-3	1.5-14
Nick Henrich	2-0	2.0	DNP	2.0-15
Cameron Lenhardt	2-0	2.0	-	2.0-9
Nash Hutmacher	1-0	1.0	1.0-8	-
Isaac Gifford	1-0	1.0	1.0-5	-
DeShon Singleton	1-0	1.0	-	1.0-2
Jimari Butler	1-0	1.0	DNP	1.0-10
Omar Brown	1-0	1.0	-	1.0-1
Malcolm Hartzog	1-0	1.0	1.0-2	-
Tamon Lynam	1-0	1.0	-	1.0-12
Mikai Gbayor	1-0	1.0	-	1.0-3
Blaise Gunnerson	1-0	1.0	1.0-1	-
Riley Van Poppel	0-1	0.5	DNP	0.5-5

FUMBLES

Player	No-Lost	MINN	CU
Jeff Sims	2-2	-	2-2
Gabe Ervin Jr.	1-1	-	1-1
Anthony Grant	1-1	1-1	DNP
Luke Lindenmeyer	1-0	DNP	1-0

Fumbles Forced

Player	Number	MINN	CU
Tamon Lynam	1	-	1

Fumbles Recovered

Player	Number	MINN	CU
Sua Lefotu	1	DNP	1



TEAM GAME BY GAME

Date	Opponent	Rushing				Receiving				Passing				Kick Returns				Punt Returns				tot off		
		no.	yds	td	lg	no.	yds	td	lg	cmp	att	int	yds	td	lg	no.	yds	td	lg	no.	yds		td	lg
08/31/2023	at Minnesota	37	181	0	27	11	114	1	34	11	19	3	114	1	34	2	78	0	63	2	8	0	5	295
09/09/2023	at Colorado	41	222	1	57	11	119	1	21	11	22	1	119	1	21	1	23	0	23	0	0	0	0	341
Nebraska		78	403	1	57	22	233	2	34	22	41	4	233	2	34	3	101	0	63	2	8	0	5	636
Opponents		58	113	2	34	56	592	3	41	56	88	1	592	3	41	3	49	0	19	3	21	0	12	705

Nebraska Averages

Games	Avg/ rush	Avg/ catch	Pass effic	KR avg	PR avg	All purpose avg/game	Total offense avg/game
2	5.2	10.6	98.0	33.7	4.0	372.5	318.0

Date	Opponent	Tackles			Sacks	Fumble	Pass Defense			blkd	PAT attempts			off				
		ua	a	total	tfl-yds	no-yds	ff	fr-yds	int-yds	qbh	brup	kick	kick	rush	rcv	saf	t/o	pts
08/31/2023	at Minnesota	36	30	66	5.0-19	3-12	0	0-0	1-0	3	4	0	1-1	0	0	0	3	10
09/09/2023	at Colorado	57	6	63	11.0-71	8-65	1	1-0	0-0	4	2	0	2-2	0	0	0	0	14
Nebraska		93	36	129	16.0-90	11-77	1	1-0	1-0	7	6	0	3-3	0	0	0	3	24
Opponents		78	32	110	11.0-59	5-40	1	4-5	4-18	8	6	0	4-4	0	0	0	26	49

Date	Opponent	Punting										Field Goals			Kickoffs			
		no.	yds	avg	long	blkd	tb	fc	50+	i20	md-att	long	blkd	no.	yds	avg	tb	ob
08/31/2023	at Minnesota	3	143	47.7	60	0	0	0	1	3	1-1	27	0	3	187	62.3	0	0
09/09/2023	at Colorado	4	140	35.0	46	0	0	0	0	0	0-1	0	0	2	130	65.0	2	0
Nebraska		7	283	40.4	60	0	0	0	1	3	1-2	27	0	5	317	63.4	2	0
Opponents		8	333	41.6	52	0	1	3	1	3	5-6	47	0	10	656	65.6	7	0

OPPONENT GAME BY GAME

Date	Opponent	Rushing				Receiving				Passing				Kick Returns				Punt Returns				tot off			
		no.	yds	td	lg	no.	yds	td	lg	cmp	att	int	yds	td	lg	no.	yds	td	lg	no.	yds		td	lg	
08/31/2023	at Minnesota	25	55	0	11	24	196	1	20	24-44-1				196	1	20	3	49	0	19	1	10	0	10	251
09/09/2023	at Colorado	33	58	2	34	32	396	2	41	32-44-0				396	2	41	0	0	0	0	2	11	0	12	454
Opponents		58	113	2	34	56	592	3	41	56-88-1				592	3	41	3	49	0	19	3	21	0	12	705
Nebraska		78	403	1	57	22	233	2	34	22-41-4				233	2	34	3	101	0	63	2	8	0	5	636

Opponents Averages

Games	Avg/ rush	Avg/ catch	Pass effc	KR avg	PR avg	All purpose avg/game	Total offense avg/game
2	1.9	10.6	129.1	16.3	7.0	396.5	352.5

Date	Opponent	Tackles			Sacks	Fumble	Pass Defense			blkd	PAT attempts			off				
		ua	a	total	tfl-yds	no-yds	ff	fr-yds	int-yds	qbh	brup	kick	kick	rush	rcv	saf	t/o	pts
08/31/2023	at Minnesota	39	20	59	5.0-28	3-26	1	1-0	3-14	5	3	0	1-1	0	0	0	10	13
09/09/2023	at Colorado	39	12	51	6.0-31	2-14	0	3-5	1-4	3	3	0	3-3	0	0	0	16	36
Opponents		78	32	110	11.0-59	5-40	1	4-5	4-18	8	6	0	4-4	0	0	0	26	49
Nebraska		93	36	129	16.0-90	11-77	1	1-0	1-0	7	6	0	3-3	0	0	0	3	24

Date	Opponent	Punting								Field Goals			Kickoffs					
		no.	yds	avg	long	blkd	tb	fc	50+	i20	md-att	long	blkd	no.	yds	avg	tb	ob
08/31/2023	at Minnesota	4	180	45.0	52	0	0	1	1	1	2-3	47	0	3	190	63.3	1	0
09/09/2023	at Colorado	4	153	38.3	43	0	1	2	0	2	3-3	32	0	7	466	66.6	6	0
Opponents		8	333	41.6	52	0	1	3	1	3	5-6	47	0	10	656	65.6	7	0
Nebraska		7	283	40.4	60	0	0	0	1	3	1-2	27	0	5	317	63.4	2	0

TEAM COMPARISON

Opponent	Score	First Downs				Rushing Number-Yards	Passing		Total Offense Plays-Yards	Return Yards	Turn- Overs
		Total	Rush	Pass	Pen		Comp-Att.-Int	Yards			
Minnesota	10-13	18 / 20	11 / 5	6 / 13	1 / 2	37-181 / 25-55	11-19-3 / 24-44-1	114 / 196	56-295 / 69-251	86 / 73	4 / 1
Colorado	14-36	15 / 24	10 / 4	5 / 17	0 / 3	41-222 / 33-58	11-22-1 / 32-44-0	119 / 396	63-341 / 77-454	23 / 20	4 / 1
Totals	24-49	33 / 44	21 / 9	11 / 30	1 / 5	78-403 / 58-113	22-41-4 / 56-88-1	233 / 592	119-636 / 146-705	109 / 93	8 / 2

Opponents	3rd Down Conversion	4th Down Conversion	Time of Possession	TOP Margin	Avg Yds/Rush	Avg Yds/Pass	Avg Yds/Play	Punting Number-Avg	Penalties Number-Yards	Sacks
Minnesota	5-11 / 8-17	0-0 / 2-2	29:12 / 30:42	-01:30	4.9 / 2.2	6.0 / 4.5	5.3 / 3.6	3-47.7 / 4-45.0	7-55.0 / 3-25.0	3 / 3
Colorado	4-13 / 10-18	0-2 / 0-1	29:41 / 30:19	-00:38	5.4 / 1.8	5.4 / 9.0	5.4 / 5.9	4-35.0 / 4-38.3	6-40.0 / 9-80.0	8 / 2
Totals	9-24 / 18-35	0-2 / 2-3	58:53 / 61:01	-02:08	5.2 / 1.9	5.7 / 6.7	5.3 / 4.8	7-40.4 / 8-41.6	13-95.0 / 12-105.0	11 / 5

Note: Game totals are displayed in the format TEAM/OPPONENT for each category

NEBRASKA RED ZONE CHART

Nebraska Inside Opponent Red-Zone

Date	Opponent	Score	Times In RZ	Times Scored	Total Pts	TDs	Rush	Pass	FGs	Failed to score inside RZ					
							TDs	TDs	Made	FGA	Down	Int	Fumb	Half	Game
08/31/2023	at Minnesota	L 10-13	2	1	3	0	0	0	1	1	0	1	0	0	0
09/09/2023	at Colorado	L 14-36	1	1	7	1	0	1	0	0	0	0	0	0	0
Totals 2 of 3 (66.7%)			3	2	10	1	0	1	1	1	0	1	0	0	0

Opponents Inside Nebraska Red-Zone

Date	Opponent	Score	Times In RZ	Times Scored	Total Pts	TDs	Rush	Pass	FGs	Failed to score inside RZ					
							TDs	TDs	Made	FGA	Down	Int	Fumb	Half	Game
08/31/2023	Minnesota	L 10-13	2	2	10	1	0	1	1	1	0	0	0	0	0
09/09/2023	Colorado	L 14-36	6	6	29	3	2	1	3	3	0	0	0	0	0
Totals 8 of 8 (100.0%)			8	8	39	4	2	2	4	4	0	0	0	0	0

NEBRASKA & OPPONENT LONG PLAYS & DRIVE INFORMATION

LONG SEASON PLAYS (20 OR MORE YARDS)

	[-----NEBRASKA-----]				[-----OPPONENT-----]			
	RUSH	PASS	RET	TOT	RUSH	PASS	RET	TOT
Minnesota	2	1	1	4	0	2	0	2
Colorado	3	1	1	5	1	5	0	6
TOTALS	5	2	2	9	1	7	0	8

OPPONENT LONG PLAYS (2: 0 RUNS; 2 PASSES; 0 RETURNS)

YDS	OPPONENT	PLAY	RESULT
41	Colorado	Pass (Sanders-Weaver)	1st-10
40	Colorado	Pass (Sanders-Hunter)	1st-10
39	Colorado	Pass (Sanders-Weaver)	1st-10
34	Colorado	Rush (Edwards)	1st-10
30	Colorado	Pass (Sanders-Dawson)	Touchdown
22	Colorado	Pass (Sanders-Hunter)	1st-10
20	Minnesota	Pass (Kaliakmanis-Crooms)	1st-10
20	Minnesota	Pass (Kaliakmanis-Crooms)	1st-10

LONG DRIVE SUPERLATIVES

	NEBRASKA	OPPONENT
Most Yards (Result)	80 at Minnesota (FG)	75 at Colorado (TD)
Most Plays (Result)	13 at Minnesota (FG)	13 at Minnesota (FG)
Most Time (Result)	7:37 at Minnesota (FG)	7:41 at Minnesota (FG)

NEBRASKA LONG PLAYS (9; 5 RUNS; 2 PASSES; 2 RETURNS)

YDS	OPPONENT	PLAY	RESULT
63	Minnesota	KOR (Johnson)	1st-10
57	Colorado	Rush (Sims)	Touchdown
44	Colorado	Rush (Johnson)	1st-10
34	Minnesota	Pass (Sims-A. Bullock)	Touchdown
27	Minnesota	Rush (Ervin)	1st-10
26	Colorado	Rush (Ervin)	1st Down
26	Minnesota	Rush (Simms)	1st-10
23	Colorado	KOR (Johnson)	1st-10
21	Colorado	Pass (Sims-Kemp)	1st Down

GAME-OPENING DRIVES

OPPONENT	[-----NEBRASKA-----]			[-----OPPONENT-----]		
	PTS.	1ST DWN	YDS	PTS.	1ST DWN	YDS
Minnesota	0	2	32	0	2	28
at Colorado	0	2	38	0	3	30

SECOND-HALF OPENING DRIVES

OPPONENT	[-----NEBRASKA-----]			[-----OPPONENT-----]		
	PTS.	1ST DWN	YDS	PTS.	1ST DWN	YDS
Minnesota	7	1	35	0	0	4
at Colorado	7	2	66	0	1	41

NEBRASKA & OPPONENT SCORING DRIVES, MISCELLANEOUS STATS

SCORING DRIVES

GAME	SCORING DRIVES	[----TIME----]		[---PLAYS---]		5 OR LESS	1 OR 0
		TOT	AVG.	TOT	AVG.		
at Minnesota	2	8:34	4:17	15	7.50	1	0
at Colorado	2	4:02	2:01	10	5.00	1	0
TOTALS	4	12:36	3:09	25	6.3	2	0
OPPONENTS	10	27:07	2:42	73	7.30	2	1

NEBRASKA POINTS OFF TURNOVERS

GAME	TOs GAINED	TD	FG-FGA	PTS.	(NU FUM./LOST, INT)
at Minnesota	1 (0/0 F/L, 1 INT)	0	1-1	3	4 (2/1 F/L, 3 INT)
Colorado	1 (1/1 F/L, 0 INT)	1	0-0	7	4 (4/3 F/L, 1 INT)
TOTAL	2 (1/1 F/L, 1 INT)	1	1-1	10	8 (6/4 F/L, 4 INT)
OPPONENTS	8 (6/4 F/L, 4 INT)	3	2-3	27	2 (1/1 F/L, 1 INT)

PENALTY NUMBERS

	NU PEN.-YDS.	OPP. PEN.-YDS
at Minnesota	7-55	3-25
at Colorado	6-40	9-80
TOTALS (AVG/PENALTY)	13-95 (7.3)	12-105 (8.8)
AVG/GAME	6.5-47.5	6.0-52.5

STARTING FIELD POSITION*

GAME	NU AVG. START (yards/drives/in 20/past 50)	OPP. AVG. START (yards/drives/in 20/past 50)	NU DIFF.
at Minnesota	29.8 (268/9/3/1)	25.1 (251/10/5/0)	4.7
at Colorado	24.5 (319/13/2/0)	43 (559/13/0/3)	-18.5
TOTAL	226.7 (587/22/5/1)	35.2 (810/23/5/3)	-8.5

*does not include drives with time of 0:00 (i.e. defensive and special teams touchdowns, end of half turnovers, overtime, etc.)

NEBRASKA SCORING DRIVES

OPPONENT	[---DRIVE---					
	PLAYS	YDS	TIME	SCORE	QTR./TIME	PLAY
Minnesota	2	35	0:57	7-3	3rd/14:03	Bullock 34-yd. pass from Sims
Minnesota	13	80	7:37	10-3	4th/12:42	Alvano 27-yd. FG
Colorado	4	66	2:10	7-13	3rd/9:50	Sims 57-yd. rush
Colorado	6	57	1:51	14-36	4th/0:00	Fidone 4-yd. pass from Haarberg

OPPONENT SCORING DRIVES

OPPONENT	[---DRIVE---						
	PLAYS	YDS	TIME	SCORE	QTR./TIME	PLAY	
Minnesota	13	67	7:41	3-0	2nd/12:31	Kesich 34-yd. FG	
Minnesota	10	53	2:21	10-10	4th/2:32	Jackson 13-yd. pass from Kaliakmanis	
Minnesota	6	22	0:58	13-10	4th/0:00	Kesich 47-yd. FG	
Colorado	4	6	1:12	3-0	2nd/4:20	Feely 31-yd. FG	
Colorado	1	30	0:08	10-0	2nd/2:35	Dawson 30-yd. pass from Sanders	
Colorado	6	50	0:49	13-0	2nd/0:00	Feely 32-yd. FG	
Colorado	10	75	3:01	20-7	3rd/6:49	Weaver 12-yd. pass from Sanders	
Colorado	8	55	3:45	23-7	3rd/1:20	Feely 30-yd. FG	
Colorado	9	65	4:09	29-7	4th/10:45	Dawson 8-yd. rush	
Colorado	6	55	3:03	36-7	4th/4:54	Sanders 6-yd. rush	

INDIVIDUAL CAREER/SEASON SUPERLATIVES

SEASON AND CAREER, MOST PASSING YARDS

PLAYER	2023	CAREER	2023	CAREER
Heinrich Haarberg	13 at Colorado	same	8 at Colorado (Fidone)	same
Chubba Purdy		181 [^] vs. NC State, '20		69 [^] vs. NC State, '20
Jeff Sims	114 at Minnesota	359 vs. Pittsburgh, '21	34* at Minnesota (Bullock)	77 # Georgia Tech, '21

*-Indicates touchdown pass; #-Georgia Tech; ^ - at Florida State

SEASON AND CAREER, LONGEST PASS

SEASON AND CAREER, MOST RECEIVING YARDS

PLAYER	2023	CAREER	2023	CAREER
Alex Bullock	56 at Minnesota	same	34 * at Minnesota (Sims)	same
Nate Boerkircher	33 at Colorado	same	17 at Colorado (Sims)	19 vs. North Dakota, '22 (Thompson)
Isaiah Garcia-Castaneda	7 at Minnesota	120 at Northwestern, '22	6 at Minnesota (Sims)	75-& at New Mexico, '21
Gabe Ervin Jr.		6 vs. Buffalo, '21		3 vs. Buffalo, '21 (Martinez)
Thomas Fidone III	13 at Colorado	same	9 at Colorado (Haarberg)	same
Anthony Grant		34 at Rutgers '22		16 vs. Illinois (Thompson)
Heinrich Haarberg	10 at Minnesota	same	6 at Minnesota (Sims)	same
Billy Kemp IV	57 at Colorado	106 ! at North Carolina, '21	21 at Colorado (Sims)	32-! at North Carolina, '21
Rahmir Johnson	6 at Minnesota	105 Michigan, '21	6 at Minnesota (Sims)	43 Michigan, '21 (Martinez)
Marcus Washington	31 at Minnesota	123 vs. Ga. Southern, '22	17 at Minnesota (Sims)	58-@ vs. Oklahoma State 2021

*-Indicates touchdown scored &-at New Mexico State; @-Texas; !-at Virginia; % - Nebraska School Record

SEASON AND CAREER, LONGEST CATCH

SEASON AND CAREER, MOST RUSHING YARDS

PLAYER	2023	CAREER	2023	CAREER
Gabe Ervin Jr.	74 at Colorado	same	27 at Minnesota	same
Anthony Grant	27 at Minnesota	189 vs. North Dakota '22	9 at Minnesota	46** at NW; vs. No. Dakota, '22
Isaiah Garcia-Castaneda		6 vs. Kentucky, '21		6 & vs. Kentucky, '21
Heinrich Haarberg	17 at Colorado	same	19 at Colorado	same
Rahmir Johnson	66 at Colorado	83 at Minnesota, '21	44 at Colorado	same
Luke Lindenmeyer	-2 at Colorado	same	-1 at Colorado	same
Jalen Lloyd	9 at Minnesota	same	9 at Minnesota	same
Chubba Purdy		54 [^] vs. NC State, '20		21 [^] vs. NC State, '20
Jeff Sims	91 at Minnesota	128 # North Carolina, '21	*57 at Colorado	same

*-Indicates touchdown scored ; ^-Florida State; #-Georgia Tech; &-New Mexico State

SEASON AND CAREER, LONGEST RUN

SEASON AND CAREER, MOST TACKLES, TFLS AND SACKS

PLAYER	TACKLES (2023)	CAREER	TFL (2023)	CAREER	SACKS (2023)	CAREER
Kody Bretz	1 at Colorado	same		none		none
Omar Brown	7 at Minneota	11 \$, at Iowa State, '19	1.0 at Colorado	1.0-\$ 10x, last at CU, '23		none
Ru'Quan Buckley		1 vs. Fordham, '21		none		none
Marques Buford Jr.		8 at NW; vs. Minn., '22		1.0 vs UND, Illinois '22		none
John Bullock	6 at Minneota	same		none		none
Jimari Butler	2 at Colorado	2 3x, last at Colorado '23	1.0 at Colorado	1.0 vs. OU, '22; at Colorado	1.0 at Colorado	same
Isaac Gifford	8 at Colorado	11 vs. Ga. Southern, '22	1.0 at Minnesota	2.0 vs. Indiana, '22		1.0 vs. Illinois, 2022
Blaise Gunnerson	1 3x, last vs. Wisconsin	2 at Wisconsin, '21	1.0 at Minnesota	same	1.0 at Minnesota	same
Mikai Gbayor	6 at Colorado	same	1.0 at Colorado	same		none
Malcolm Hartzog	6 at Colorado	same	1.0 at Minnesota	1.0 vs. Wis, '22; at Minn., '23		none
Nick Henrich	3 at Colorado	15 vs. Michigan, '21	2.0 at Colorado	same	2.0 at Colorado	same
Tommi Hill	1 at Colorado	8 vs. Ga. Southern, '22		none		none
Nash Hutmacher	4 at Minnesota	4 vs. Wis., '22; at Minn., '23	1.0 at Minnesota	1.0 vs. Wis., '22; at Minn., '23	1.0 at Minnesota	same
Elijah Jeudy	1 at Colorado	1 ^ vs. Prairie View, '21; at Colo.				
Sua Lefotu		none		none		none
Cameron Lenhardt	3 at Minn.; at Colo.	same	2.0 at Colorado	same	2.0 at Colorado	same
Tamon Lynum	1 at Colorado	1 3x, last at Colorado	1.0 at Colorado	same	1.0 at Colorado	same
Quinton Newsome	6 at Minneota	10 vs. Ohio State, '21		2.5 vs. Illinois, '22		1 vs. Fordham, '21 Ill. '22
Luke Reimer	5 at Minneota; Colorado	19 vs. Purdue, '21	1.5 at Colorado	1.5 4x, last at Colorado, '23	1.5 at Colorado	same
Ty Robinson	2 at Colorado	6 vs. Illinois, '22		1.0 6x, last vs. Minnesota, '22		1 3x, last vs. Minnesota, '22
DeShon Singleton	7 at Minneota	same	1.0 at Colorado	same		none
Phalen Sanford	1 at Minn.; at Colorado	3 at Purdue, '22		none		none
MJ Sherman	3 at Minnesota	same		0.5 # vs. Ga Tech, '22; vs. UAB '21		0.5 # vs. Georgia Tech, '22
Garrett Snodgrass	1 at Minnesota	4 vs. Illinois, '20		none		none
Grant Tagge		1 at Illinois; at Wis., '21		none		none
Riley Van Poppel	1 at Colorado	same	0.5 at Colorado	same	0.5 at Colorado	same
Princewell Umanmeilen	1 at Minn.; at Colorado	same		none		none
Kai Wallen	1 at Colorado	same		none		none
Javin Wright	4 at Minnesota	same		none		none

\$-at Northern Iowa; %-Arizona State; #-Georgia; ^-at Texas A&M



NEBRASKA STATISTICAL HIGHS AND LOWS

NEBRASKA TOTALS	HIGHS	LOWS
Points Scored	14 at Colorado	10 at Minnesota
First Downs	18 at Minnesota	15 at Colorado
Rushing Attempts	41 at Colorado	37 at Minnesota
Rushing Yards	222 at Colorado	181 at Minnesota
Passes Attempted	22 at Colorado	19 at Minnesota
Passes Completed	11 at Minnesota, at Colorado	11 at Minnesota, at Colorado
Had Intercepted	3 at Minnesota	1 at Colorado
Passing Yards	119 at Colorado	114 at Minnesota
Total Plays	63 at Colorado	56 at Minnesota
Total Yards	341 at Colorado	295 at Minnesota
Possession Time	29:41 at Colorado	29:18 at Minnesota
Fumbles	4 at Colorado	2 at Minnesota
Fumbles Lost	3 at Colorado	1 at Minnesota
Turnovers	4 at Minnesota, at Colorado	4 at Minnesota, at Colorado
Turnover Margin	-3 at Minnesota, at Colorado	-3 at Minnesota, at Colorado
Penalties	7 at Minnesota	6 at Colorado
Yards Penalized	55 at Minnesota	40 at Colorado
Sacks By-Yards Lost	8.0-65 at Colorado	3.0-12 at Minnesota
Team Tackles for Loss-Yards	11-71 at Colorado	5.0-19 at Minnesota

NEBRASKA INDIVIDUAL OFFENSIVE HIGHS

Most Rushing Attempts	19; Jeff Sims at Minnesota
Most Net Rushing Yards	91; Jeff Sims at Minnesota
Most Rushing TDs	1; Jeff Sims at Colorado
Longest TD Run	57; Jeff Sims at Colorado
Longest Run, No TD	44; Rahmir Johnson at Colorado
Most Pass Attempts	19; Jeff Sims at Minnesota
Most Completed Passes	11; Jeff Sims at Minnesota
Most Passing Yards	114; Jeff Sims at Minnesota
Most Passing TDs	1; Jeff Sims at Minnesota; Heinrich Haarberg at Colorado
Longest TD Pass	34; Jeff Sims to Alex Bullock at Minnesota
Longest Pass, No TD	21; Jeff Sims to Billy Kemp IV at Minnesota
Most Pass Receptions	5; Billy Kemp IV at Colorado
Most Receiving Yards	57; Billy Kemp IV at Colorado
Most TD Receptions	1; Alex Bullock at Minnesota; Thomas Fidone III at Colorado
Most Total Offense Attempts	38; Jeff Sims at Minnesota (19 rush, 19 pass)
Most Total Offense Yards	205; Jeff Sims at Minnesota (91 rush, 114 passing)
Most All-Purpose Attempts	19; Jeff Sims at Minnesota
Most All-Purpose Yards	92; Rahmir Johnson at Colorado
Most Touchdowns Scored	1; Alex Bullock at Minnesota; Thomas Fidone III at Colorado; Jeff Sims at Colorado

NEBRASKA INDIVIDUAL SPECIAL TEAMS HIGHS

Most Field Goals Attempted	1; Tristan Alvano at Minnesota; at Colorado
Most Field Goals Made	1; Tristan Alvano at Minnesota
Longest Field Goal Made	27; Tristan Alvano at Minnesota
Longest Field Goal Attempted	45; Tristan Alvano at Colorado
Longest Punt Return, TD	None
Longest Punt Return, No TD	5; Billy Kemp at Minnesota
Most Punt Return Yardage	8; Billy Kemp at Minnesota
Longest Kickoff Return, TD	None
Longest Kickoff Return, No TD	63; Rahmir Johnson at Minnesota
Longest Blocked Punt, TD	None
Longest Blocked Field Goal Return	None
Most Kickoff Return Yardage	63; Rahmir Johnson at Minnesota
Most Punts	4; Brian Buschini at Colorado (35.0 avg)
Highest Punting Average	47.7; Brian Buschini at Minnesota (3 punts)
Longest Punt	60; Brian Buschini at Minnesota
Most Blocked Field Goals	None
Most Blocked Punts	None
Most Blocked PAT	None

NEBRASKA INDIVIDUAL DEFENSIVE HIGHS

Most Total Tackles	8; Isaac Gifford (8 solo, 0 asst.) at Colorado
Most Solo Tackles	8; Isaac Gifford at Colorado
Most Tackles for Loss	2.0; Cameron Lenhardt and Nick Henrich at Colorado
Most Yards Lost	15; Nick Henrich (2.0 TFL) at Colorado
Most Quarterback Sacks	2.0; Cameron Lenhardt and Nick Henrich at Colorado
Most Yards Lost	15; Nick Henrich (2.0 sacks) at Colorado
Most Pass Breakups	1; six times
Most Interceptions	1; Omar Brown vs. Minnesota
Longest Interception TD Return	None
Longest Interception Return, No TD	0; Omar Brown vs. Minnesota
Longest Fumble TD Return	None
Longest Fumble Return, No TD	0; Sua Lefotu vs. Colorado

OPPONENT STATISTICAL HIGHS AND LOWS

OPPONENT TOTALS	HIGHS	LOWS
Points Scored	36 at Colorado	13 at Minnesota
First Downs	24 at Colorado	20 at Minnesota
Rushing Attempts	33 at Colorado	25 at Minnesota
Rushing Yards	58 at Colorado	55 at Minnesota
Passes Attempted	44 at Minnesota; at Colorado	44 at Minnesota; at Colorado
Passes Completed	32 at Colorado	24 at Minnesota
Had Intercepted	1 at Minnesota	0 at Colorado
Passing Yards	396 at Colorado	196 at Minnesota
Total Plays	77 at Colorado	69 at Minnesota
Total Yards	454 at Colorado	251 at Minnesota
Possession Time	30:42 at Minnesota	30:19 at Colorado
Fumbles	1 at Colorado	0 at Minnesota
Fumbles Lost	1 at Colorado	0 at Minnesota
Turnovers	1 at Minnesota; at Colorado	1 at Minnesota; at Colorado
Turnover Margin	+3 at Minnesota; at Colorado	+3 at Minnesota; at Colorado
Penalties	9 at Colorado	3 at Minnesota
Yards Penalized	80 at Colorado	25 at Minnesota
Sacks By-Yards Lost	3-26 at Minnesota	2-14 at Colorado
Team Tackles for Loss-Yards	6-31 at Colorado	5-28 at Minnesota

OPPONENT INDIVIDUAL HIGHS

Most Yards Rushing	55; Dylan Edwards (Colorado)
Most Rushing Attempts	10; Sean Tyler (Minnesota)
Most Yards Passing	393; Shedeur Sanders (Colorado)
Most Passing Attempts	44; Athan Kaliakmanis (Minnesota)
Most Pass Completions	31; Shedeur Sanders (Colorado)
Most Pass Receptions	10; Xavier Weaver (Colorado)
Most Yards Receiving	170; Xavier Weaver (Colorado)

OPPONENT INDIVIDUAL LONGEST PLAYS

Rush	34; Dylan Edwards (Colorado)
Pass	41; Shedeur Sanders to Xavier Weaver (Colorado)
Field Goal	47; Dragan Kesich (Minnesota)
Punt Return	10; Quentin Redding (Minnesota)
Kickoff Return	19; Quentin Redding (Minnesota)
Fumble Return	None
Interception Return	14; Tyler Nubin (Minnesota)
Punt	52; Mark Crawford (Minnesota)

*-Indicates touchdown scored

MINNESOTA 13, NEBRASKA 10

SCORE BY QUARTERS	1	2	3	4	FINAL
Nebraska	0	0	7	3	10
Minnesota	0	3	0	10	13

SCORING SUMMARY

QTR	TEAM	TIME	SCORE
2nd	MINN	12:31	Kesich 34 yd Field Goal
3rd	NEB	14:03	A. Bullock 34 yd pass from Sims (Alvano kick)
4th	MINN	02:32	Jackson 13 yd pass from Kaliakmanis (Kesich kick)
4th	MINN	00:00	Kesich 47 yd Field Goal

Minneapolis (Aug. 31) Nebraska's defense provided an outstanding effort, but a 47-yard walk-off field goal by Minnesota's Dragan Kesich lifted the Golden Gophers to a 13-10 victory over the Huskers.

Minnesota capitalized on a pair of Nebraska turnovers in the final five minutes after the Huskers built a 10-3 lead and had the ball near midfield late in the fourth quarter.

Nebraska finished the night with 181 rushing yards and 114 passing yards, while holding the Gophers to just 55 on the ground and 196 through the air. A 4-1 turnover edge by the Gophers was enough to doom the Big Red.

Quarterback Jeff Sims finished the night 11-of-19 through the air for 114 yards, while adding a team-best 91 rushing yards on 19 carries. Alex Bullock led the Husker receivers with three receptions for 56 yards and a touchdown.

DeShon Singleton and Omar Brown led a gritty Blackshirt defensive effort with seven tackles apiece, while Brown added an interception. Nash Hutmacher, Blaise Gunnerson and Luke Reimer all contributed sacks for the Husker defense that allowed just 251 yards.

The decisive turnover came with less than one minute left and Nebraska moving the ball in hopes of a walk-off score of its own. A Sims pass over the middle intended for Nate Boerkircher was intercepted by Minnesota's Tyler Nuben - his second of the game - at the Gopher 35 with 58 seconds remaining. Minnesota then moved the ball quickly to the Nebraska 35, hoping to push the ball a few yards closer for the strong leg of Kesich. But the Gophers were flagged for a false start to set up 3rd-and-13 at the NU 40 with 17 seconds left. The Gophers overcame the mistake with an 11-yard run by Sean Tyler to set up Kesich's 47-yard field goal as time expired.

The whole exchange may have been impossible had the Big Red not suffered a lost fumble from Anthony Grant with 4:53 left that was forced by Justin Walley and recovered by Aidan Gousby at the Minnesota 47. Just over two minutes later, UM quarterback Athan Kaliakmanos kept Minnesota's hopes alive by connecting with Daniel Jackson on a 13-yard touchdown on 4th-and-10 with 2:32 remaining in the game. Kaliakmanis finished the night 24-of-44 passing for 196 yards with one touchdown and one interception while being sacked three times. Jackson led the Gopher receivers with nine receptions for 68 yards.

In a low-scoring Big Ten slugfest, Nebraska scored its first touchdown of the season on back-to-back huge plays to open the second half. Rahmir Johnson opened the second half with a 63-yard kickoff return. On the first play from scrimmage, Sims pitched the ball to the right to Grant, who threw a lateral back to Sims in the left flat that bounded to the turf. Sims gave chase, gathered the ball and threw deep for a 34-yard touchdown to Alex Bullock, who was standing alone in the end zone.

Nebraska's defense continued to play lights out for the rest of the quarter, including a crucial interception by cornerback Omar Brown late in the period after the Golden Gophers threatened the Husker red zone.

The Big Red moved the ball effectively late in the period and took the 7-3 edge to fourth quarter after penetrating the Minnesota red zone. The Huskers pushed inside the Gopher 5 but could not punch it in the end zone. Alvano came on to boot the first field goal of his career, connecting from 27 yards with 12:42 left to extend NU's edge to 10-3.

TEAM STATISTICS

	NEB	MINN
FIRST DOWNS	18	20
RUSHES-YARDS (NET)	37-181	25-55
PASSING YDS (NET)	114	196
Passes Att-Comp-Int	11-19-3	24-44-1
TOTAL OFFENSE PLAYS-YARDS	56-295	69-251
Fumble Returns-Yards	0-0	0-0
Punt Returns-Yards	2-8	1-10
Kickoff Returns-Yards	2-78	3-49
Interception Returns-Yards	1-0	3-14
Punts (Number-Avg)	3-47.7	4-45.0
Fumbles-Lost	2-1	0-0
Penalties-Yards	7-55	3-25
Possession Time	29:18	30:42
Third-Down Conversions	5-11	8-17
Fourth-Down Conversions	0-0	2-2
Red-Zone Scores-Chances	1-2	2-2
Sacks By: Number-Yards	3-12	3-26

RUSHING: MINN-Tyler, Sean 10-41; Williams, Bryce 6-14; Kaliakmanis, Athan 6-5 Taylor, Darius 1-3; TEAM 1-3; Jackson, Daniel 1-5. **NEB-**Sims, Jeff 19-91; Ervin Jr., Gabe 7-55; Grant, Anthony 9-27; Lloyd Jaylen 1-9; Johnson, Rahmir 1-1

PASSING: MINN-Kaliakmanis, Athan 24-44-1-196-1. **NEB-**Sims, Jeff 11-19-3-114-1

RECEIVING: MINN- Jackson, Daniel 9-68; Crooms, Corey 7-63; Spann-Ford, Brevyn 5-45; Williams, Bryce 2-11; Spencer, Elijah 1-9. **NEB-**Bullock, Alex 3-56; Washington, Marcus 3-31; Johnson, Rahmir 2-6; Haarberg, Heinrich 1-10 Garcia-Castaneda, Isaiah 1-7; Boerkircher, Nate 1-4

INTERCEPTIONS: MINN-Nubin, Tyler 2-14; Jones, Tre'von 1-0. **NEB-**Brown, Omar 1-0

FUMBLES: MINN-None; **NEB-**Team 1-0; Anthony Grant 1-1;

TACKLES: MINN-Jones, Tre'Von 8-1. **NEB-**Brown, Omar 5-2; Singleton, DeShon 2-5

NO. 22 COLORADO 36, NEBRASKA 14

SCORE BY QUARTERS	1	2	3	4	FINAL
Nebraska	0	0	7	7	14
No. 22 Colorado	0	13	10	13	36

SCORING SUMMARY

QTR	TEAM	TIME	SCORE
2	COL	04:20	Feely 31 yd Field Goal
2	COL	02:35	Dawson 30 yd pass from Sanders (Feely kick)
2	COL	00:00	Feely 32 yd Field Goal
3	NEB	09:50	Sims 57 yd rush (Alvano kick)
3	COL	06:49	Weaver 12 yd pass by Sanders (Feely kick)
3	COL	01:20	Feely 30 yd Field Goal
4	COL	10:45	Dawson 8 yd rush (Pass Failed)
4	COL	04:54	Sanders 6 yd rush (Feely kick)
4	NEB	00:00	Fidone III 4 yd from Haarberg (Alvano Kick)

Boulder, Colo. (Sept. 9) - Nebraska got a third-quarter touchdown by Jeff Sims to pull within 13-7, but the Huskers were unable to get any closer as No. 22 Colorado cruised to a 36-14 victory.

Sims capped a 66-yard drive with a career-long 57-yard sprint to paydirt to pull the Big Red within six with 9:50 remaining in the third quarter.

The rest of the second half between the historic rivals belonged to Colorado, as the Buffaloes put up 23 unanswered points before Nebraska scored in the final seconds.

Colorado quarterback Shedeur Sanders connected on 31-of-42 passes for 393 yards and two touchdowns and rushed for another, Xavier Weaver led the CU receiving corps with 10 grabs for 170 yards and a score that extended CU's advantage to 20-7 midway through the third quarter.

The Huskers managed 341 total yards, including 119 passing and 222 rushing, while the Buffaloes had 468 total yards, including 396 through the air, and took advantage of four Husker turnovers that led to 17 CU points.

Colorado capitalized on back-to-back turnovers to break a scoreless tie and take a 13-0 lead into the locker room. A fumbled snap gave CU the ball at the NU 25-yard line before settling for a Jace Feely 31-yard field goal. On the next possession, Sims was picked off and CU turned that miscue into a touchdown as Sanders found Tar'varish Dawson on a 30-yard TD pass on the Buffs' next play from scrimmage. After a Husker punt, Feely's 32-yard field goal capped a six-play 50-yard drive in the final seconds of the first half.

Sims completed 9-of-15 passes for 106 yards and an interception, while Heinrich Haarberg completed 2-of-6 attempts for 13 yards and a score for Nebraska. Billy Kemp IV was Nebraska's top target, hauling in five catches for 57 yards. Gabe Ervin Jr. led the NU ground game with a career-high 74 yards on 17 carries. Sims added 67 yards on 10 attempts with a score, while Rahmir Johnson contributed 66 yards on 11 totes.

After Sims' score, Colorado responded by going 75 yards in 10 plays capped by Weaver's 12-yard touchdown catch after his 41-yard catch and run on third down set up the score. The Buffaloes tacked on a field goal and a pair of touchdowns to grow the lead to 29, before Haarberg threw a 4-yard pass for Travis Fidone III on the final play from scrimmage.

Nebraska had eight sacks - the most by Nebraska since 2009 in the losing effort, including two apiece from Nick Henrich and Cameron Lenhardt.

TEAM STATISTICS

	NEB	COLO
FIRST DOWNS	16	23
RUSHES-YARDS (NET)	41-222	33-72
PASSING YDS (NET)	119	396
Passes Att-Comp-Int	11-22-1	32-44-0
TOTAL OFFENSE PLAYS-YARDS	63-341	77-454
Fumble Returns-Yards	0-0	1-5
Punt Returns-Yards	0-0	1-11
Kickoff Returns-Yards	1-23	0-0
Interception Returns-Yards	0-0	1-4
Punts (Number-Avg)	4-35.0	4-38.2
Fumbles-Lost	4-3	1-1
Penalties-Yards	6-40	9-80
Possession Time	29:41	30:19
Third-Down Conversions	4-13	10-18
Fourth-Down Conversions	0-2	0-1
Red-Zone Scores-Chances	1-1	6-6
Sacks By: Number-Yards	8-65	2-14

RUSHING: COLO-Edwards, Dylan 9-55; Hankerson, Anthony 6-26; Offerdahl, Charlie 2-11; Dawson, Tar'Vish 1-8; Wilkerson, Sy'Veon 1-1; Smoke, Kavosley 1-0; Horn Jr., Jimmy 1-1; Staub, Ryan 1-12; Sanders,Shedeur 11-16. **NEB-**Ervin Jr., Gabe 17-74; Sims, Jeff 10-67; Johnson, Rahmir 11-66; Haarberg, Heinrich 2-17; Lindenmeyer, Luke 1-2.

PASSING: COLO-Sanders, Shedeur 31-42-0-393-2; Staub, Ryan 1-2-0-3-0. **NEB-**Jeff Sims 9-15-1-106-0; Heinrich Haarberg 2-6-0-13-1; Purdy, Chubba 0-1-0-0-0.

RECEIVING: COLO- Weaver, Xavier 10-170; Horn Jr., Jimmy 8-64; Hunter, Travis 3-73; Dawson, Tar'varish 3-41; Edwards, Dylan 3-8; Harrison, Michael 2-25; Hankerson, Anthony 1-8; Wilkerson, Sy'veon 1-4; Gaines, Willie 1-3. **NEB-**Kemp IV, Billy 5-57; Boerkircher, Nate 2-33; Fidone III, Thomas 2-13; Washington, Marcus 1-13; Johnson, Rahmir 1-3

INTERCEPTIONS: COLO-Silmon-Craig, Cam'Ron 1-15. **NEB-**None

FUMBLES: COLO- Staub, Ryan 1-1 **NEB-** Sims, Jeff 2-2, Lindenmeyer, Luke 1-0, Ervin Jr., Gabe 1-1

TACKLES: COLO- Cooper, Omarion 5-1. **NEB-**Gifford, Isaac 8-0