

# NEBRASKA

**NEBRASKA  
CORNHUSKERS**  
(3-6, 2-4 BIG)



**MICHIGAN  
WOLVERINES**  
(9-0, 6-0 BIG)

**SATURDAY, NOV. 12, 2022 • 2:30 P.M. CT • ANN ARBOR, MICH. • MICHIGAN STADIUM • FIELDTURF**

Nebraska heads on the road on Saturday, traveling to Ann Arbor, Mich., to take on the Wolverines at Michigan Stadium. The battle between two of college football's most tradition-rich programs will kick off at 3:30 p.m. local time in Ann Arbor (2:30 p.m. CT) with television coverage on ABC.

The Huskers stand at 3-6 overall and 2-4 in Big Ten Conference play after a 20-13 loss to Minnesota last Saturday. Nebraska opened the game impressively on both sides of the ball, scoring on its first two drives and holding the Gophers scoreless in the first half to take a 10-0 lead to intermission. However, Minnesota scored 20 unanswered points in the second half and held on for a seven-point win.

Nebraska must win its final three games in order to become bowl eligible. Following this Saturday's matchup at Michigan, the Huskers play host to Wisconsin on Nov. 19, before traveling to Iowa on Friday, Nov. 25 to close the regular season.

Michigan comes into Saturday's contest at a perfect 9-0 on the season, including a 6-0 mark in Big Ten Conference play. Michigan is ranked No. 3 in both this week's Associated Press Poll and coaches polls. Michigan was No. 5 in the first College Football Playoff rankings last week, prior to the Wolverines' 52-17 win at Rutgers on Saturday night.

The defending Big Ten champions rely on a powerful run game, averaging 250.0 rushing yards per game to rank first in the Big Ten and fourth in the nation. Michigan also boasts one of the nation's top defensive units, ranking in the top five nationally in scoring defense, total defense, rushing defense and pass efficiency defense. Michigan has won 13 straight home games heading into Saturday's matchup.

## THIS WEEK'S NUMBERS

3

The three largest crowds for Nebraska football games have occurred in Nebraska's three trips to Michigan Stadium since joining the Big Ten in 2011. Nebraska's contests with the Wolverines in Ann Arbor have all been witnessed by more than 111,000 fans, marking three of seven all-time crowds of more than 100,000 to watch a Husker game.

5

Running back Anthony Grant picked up his fifth 100-yard rushing game of the season on Saturday against Minnesota. He is the first Husker since 2018 to have five 100-yard rushing games in a season. The last time a Nebraska player had more than five 100-yard rushing games in a season was in 2014 when Ameer Abdullah had seven.

8

Nebraska and Michigan are two of only eight schools to post 900 or more all-time victories. Michigan is first nationally with 985 victories, while Nebraska checks in at eighth with 911 victories in school history.

## 2022 NEBRASKA FOOTBALL SCHEDULE

Aug. 27	vs. Northwestern*	FOX	L, 31-28	Wildcats rally to spoil Huskers' trip to Dublin
Sept. 3	North Dakota	BTN	W, 38-17	Grant has 23-189-2 as NU pulls away late
Sept. 10	Georgia Southern	FS1	L, 45-42	Ga. Southern scores in final minute for win
Sept. 17	#6 Oklahoma	FOX	L, 49-14	OU wins first meeting in Lincoln since '09
Oct. 1	Indiana*	BTN	W, 35-21	NU defense holds IU scoreless in second half
Oct. 7	@ Rutgers*	FS1	W, 14-13	Huskers rally from 13-point halftime deficit
Oct. 15	@ Purdue*	BTN	L, 43-37	Palmer sets school receiving record in loss
Oct. 29	#17 Illinois*	ABC	L, 26-9	Four turnovers costly in home loss
Nov. 5	Minnesota*	ESPN2	L, 20-13	Minnesota overcomes 10-point halftime deficit
Nov. 12	#3 @ Michigan*	ABC	2:30 p.m.	4 of the 6 B1G meetings played in Ann Arbor
Nov. 19	Wisconsin*	TBA	TBA	NU hosts Badgers for first time since 2019
Nov. 25	@ Iowa*	BTN	3 p.m.	Huskers' 33rd straight "Black Friday" game

All times Central; Home games in **bold**; \*Big Ten Conference game

## NEBRASKA

- **2022 Record:** 3-5, 2-3
- **Last Game:** vs. Minnesota, L, 20-13
- **Streak:** Lost 3
- **AP Rank:** Not Ranked
- **Coaches Rank:** Not Ranked
- **Interim Head Coach:** Mickey Joseph
- **Nebraska Record:** 2-4 (1st season)
- **Career Record:** 15-11 (3rd season)
- **Record vs. Michigan:** first meeting

## MICHIGAN

- **2022 Record:** 9-0, 6-0
- **Last Game:** at Rutgers, W, 52-17
- **Streak:** Won 9
- **AP Rank:** 3
- **Coaches Rank:** 3
- **Head Coach:** Jim Harbaugh
- **Michigan Record:** 70-24 (8th season)
- **College Career Record:** 128-51 (15th season)
- **Record vs. Nebraska:** 2-0

## SERIES HISTORY

- **All-Time Series:** Michigan leads, 6-4-1
- **In Ann Arbor:** Michigan leads, 4-2
- **As Big Ten Foes:** Michigan leads, 3-2
- **Last Game:** Michigan 32, Nebraska 29  
10/9/2021
- **Win Streak:** Michigan, 2 games

## TV INFORMATION



**Play-by-Play:** Mark Jones  
**Analyst:** Robert Griffin III  
**Sidelines:** Quint Kessenich  
ESPN App

## HUSKERS RADIO NETWORK



**Play-by-Play:** Greg Sharpe  
**Analyst:** Damon Benning  
**Sidelines:** Jessica Coody  
**Pre/Post-Game Shows:** Matt Coatney,  
Jay Foreman, Bill Doleman,  
Ben McLaughlin  
**Spanish Broadcast**  
**Announcers:** Enrique "Kike" Morales and  
Oscar "El Tico" Monterroso  
**Stations:** Omaha (KBBX, 97.7 FM);  
Grand Island (KLIQ, 94.5 FM)  
**Huskers.com & Huskers App**



## NEBRASKA COMMUNICATIONS

### CREDENTIAL REQUESTS

To request a credential for home games visit:  
<http://www.huskers.com/media>

### FOOTBALL CONTACTS

**Associate A.D./Comm.**.....Keith Mann

Phone ..... 402-472-0237

E-Mail ..... kmann@huskers.com

**Sr. Assoc. Comm. Dir.**.....Shamus McKnight

Phone ..... 402-472-7772

E-Mail ..... smcknight@huskers.com

**Associate Director**.....Matt Smith

Phone ..... 402-472-7780

E-Mail ..... msmith@huskers.com

**Admin. Assoc. (Credentials) ... Vicki Capazo**

Phone ..... 402-472-2263

E-Mail ..... vcapazo@huskers.com

### MAILING ADDRESS

One Memorial Stadium  
P.O. Box 880123  
Lincoln, NE 68588-0123  
(402) 472-2263  
sportsinfo@huskers.com

**Shipping Address:** 600 Stadium Drive

## PLAYER & COACH AVAILABILITY

### MONDAY

No media availability.

### TUESDAY

Interim Head Coach Mickey Joseph will be available following practice at a press conference on Level 6 of West Memorial Stadium beginning at 11:30 a.m. Selected players will follow Coach Joseph at the press conference. Live video will be available for free through Nebraska's social media accounts and on Huskers.com. A complete video and transcript will be made available to media in the afternoon.

### WEDNESDAY

Offensive Coordinator Mark Whipple and Defensive Coordinator Bill Busch will be available following practice at approximately 10:20 a.m. The media availability will be on the North Stadium concourse, media can enter the area through Gate 14.

### THURSDAY

Coach Joseph will be available briefly following practice at approximately 10:30 a.m. on the North Stadium concourse.

### FRIDAY

No media availability.

### SATURDAY

Coach Joseph and requested players will be available post-game in the weight room inside the Osborne Athletic Complex in North Stadium for home games and in a designated area for road games.

## GENERAL MEDIA POLICIES

All player and coach interviews must be arranged at least one day in advance through the Nebraska Communications Office. To request an interview, contact Keith Mann, Shamus McKnight or Matt Smith. All post-practice interviews will be conducted on the North Stadium concourse. Interviews will not be conducted in the weight room, Student Life Complex, training room, hallways or the tunnel leading from the locker room to the field. The Nebraska locker room, training room and football office meeting rooms are **OFF LIMITS** to the media. When arriving for post-practice interviews, media should come to Gate 14 outside the Northeast corner of Memorial Stadium.

Student-athlete cell phone numbers will **NOT** be given to the media, and media should not contact or message student-athletes directly through social media platforms. **PRACTICES ARE CLOSED** to the media and to the general public during the season.

After all games, Nebraska's **LOCKER ROOM IS CLOSED**. Interim Head Coach Mickey Joseph and requested players will be brought to the postgame interview room after a brief cooling off period. At home, the postgame interview room is located in the strength complex of the Osborne Athletic Complex. Media are asked to wait to set up equipment until the conclusion of halftime. On the road, Coach Joseph and requested players will be brought to the designated interview area. **NO INTERVIEWS** will be conducted on the field as the players are returning to the locker room.

**MEDIA MAY NOT PROVIDE LIVE COVERAGE OF ANY PRESS CONFERENCE ON ANY DIGITAL PLATFORM OR WEBSITE.**

## PHONE INTERVIEWS

Media wishing to try to arrange a phone interview with a member of the Nebraska coaching staff may contact Keith Mann for availability. Please contact the Communications Office as far in advance as possible. Out-of-town media requesting phone interviews with players should contact Keith Mann or Shamus McKnight with those requests, preferably on Sundays, but no later than 10 a.m. (Central) on Monday of game week. Other than rare exceptions, these interviews will take place only during the weekly press conference window.

## NEBRASKA FOOTBALL PHOTO REQUESTS

Contact the Nebraska Communications office to request historical photos, facility photos, action photos and head shots.

## HUSKERS.COM & COLLEGEPRESSBOX.COM

Huskers.com is the official site of Nebraska Athletics and includes updated stats, game notes, depth chart and extensive quotes and audio and video from Nebraska's weekly press conference. A PDF version of the 2022 Nebraska Media Guide is available on Huskers.com.

Collegepressbox.com is the official media website for Division I football. Access and download game notes, quotes, statistics, media guides, headshots, logos and more for all FBS schools, conferences, postseason games, awards and the College Football Playoff. For access, please register for an account at collegepressbox.com/register.

## GAME CREDENTIALS

Media may request credentials for home games at Huskers.com/media. Follow the steps on the website to complete the application. You will receive an e-mail confirming your application and an approval/denial e-mail. Contact Vicki Capazo at (402) 472-2263 with questions. Photo ID will be required to access the stadium on game day and the name on your photo ID and credential must match. Single-game credentials will not be mailed and must be picked up on game day at media will call. Single-game parking passes will be mailed to media.

## HUSKERS RADIO NETWORK

The Huskers Radio Network brings Nebraska football to fans across the nation and the world. A list of affiliates can be found in the 2022 Nebraska Football Media Guide and online at Huskers.com and all radio broadcasts are available live on Huskers.com and the Official Husker App. Additionally, a Spanish-language broadcast will be available live on Huskers.com for every game of the 2022 season.

MONDAY, NOV. 7	TUESDAY, NOV. 8	WEDNESDAY, NOV. 9	THURSDAY, NOV. 10	FRIDAY, NOV. 11	SATURDAY, NOV. 12
<b>OFF DAY</b>  <b>NO MEDIA ACCESS</b>	<b>PRACTICE</b> Morning Practice  <b>PRESS CONFERENCE</b> 11:30 a.m.--Coach Joseph Selected Players to Follow	<b>PRACTICE</b> Morning practice  OC Mark Whipple, DC Bill Busch available to media following practice	<b>PRACTICE</b> Morning Practice  Coach Joseph available to media following practice	<b>PRACTICE</b> Morning Practice <b>NO MEDIA ACCESS</b>	<b>GAME DAY</b> Nebraska at Michigan 2:30 p.m. CT (ABC)
	(6th Floor, West Stadium)	Nebraska Football Radio Show (7 p.m.) Mike Cassano/ Joey Connors		Travel to Ann Arbor via team charter	<b>POST-GAME</b> Available after game: • Coach Joseph • Selected players

## NEBRASKA VS. MICHIGAN SERIES RESULTS (PAST 5 MEETINGS)

DATE	SITE	NU/UM Rank	RESULT	SCORE
11/19/2011	Ann Arbor	17/20	Loss	45-17
10/27/2012	Lincoln	NR/20	Win	23-9
11/9/2013	Ann Arbor	NR/NR	Win	17-13
9/22/2018	Ann Arbor	NR/19	Loss	56-10
10/9/2021	Lincoln	NR/9	Loss	29-32

## SERIES HISTORY: NEBRASKA VS. MICHIGAN

Saturday's meeting between Nebraska and Michigan will mark the 12th all-time between the schools and the sixth since Nebraska joined the Big Ten in 2011. Michigan holds a 6-4-1 all-time lead in the series, including 3-2 since 2011.

- Including this year's game, four of the six meetings between the schools since 2011 have been played at Michigan Stadium. The Wolverines are set to travel to Lincoln on Sept. 30, 2023.
- The schools played three times before 1917, but matched up only three additional times prior to 2011. Nebraska won at Michigan in 1962, and the schools split a pair of bowl games in 1985 and 2005.
- At least one of the teams has been ranked in seven of the past eight meetings, with an unranked Nebraska team defeating a nationally-ranked Wolverine squad in both 2005 and 2012.

## HUSKERS LOOK FOR WIN AGAINST RANKED OPPONENT

Nebraska will be facing a ranked opponent for the third time in the 2022 season on Saturday. In addition to No. 3 Michigan, the Huskers faced then No. 6 Oklahoma on Sept. 17 (L, 49-14) and then No. 17 Illinois on Oct. 29 (L, 26-9).

- A win on Saturday would give Nebraska its first win against a ranked opponent since a 35-32 victory over No. 22 Oregon on Sept. 17, 2016. The Huskers have dropped their past 20 games against ranked opponents.
- Michigan is the highest ranked team Nebraska has faced since losing 23-16 at No. 3 Oklahoma last season.

## MICKEY JOSEPH SERVING AS INTERIM HEAD COACH

Nebraska Director of Athletics **Trev Alberts** announced a change in the leadership of the Nebraska football program on Sunday, Sept. 11. **Mickey Joseph** is serving as the interim head coach for the remainder of the 2022 season, following the dismissal of Scott Frost, who served as NU's head coach since 2018. Joseph has a 2-4 record in his interim role.

- Joseph is in his first season on the Nebraska staff, previously serving as Nebraska's associate head coach, passing game coordinator and wide receivers coach.
- Joseph has nearly three decades of coaching experience, including two seasons (2011-12) as the head coach at Langston University in Oklahoma.
- Joseph also served as associate head coach at LSU (2020-21) and Alcorn State (2013). In addition to his time at those schools, Joseph has also been an assistant coach at Wayne State (Neb.), Tulane, Alabama State, Nicholls State, Central Oklahoma, Grambling State and Louisiana Tech.
- Joseph was a quarterback at Nebraska from 1987-91. During his four seasons, Nebraska posted a 39-9-1 record.

## PALMER ON TRACK FOR RECORD-SETTING 2022 CAMPAIGN

Receiver **Trey Palmer** has been an impact newcomer in his first season in Lincoln. The transfer from LSU set a Nebraska single-game record with 237 receiving yards on seven catches at Purdue, with touchdown catches of 37 and 72 yards. Palmer is on track to challenge several other Nebraska records, and his play is being recognized nationally. In early October, Palmer was added to the watch list for the Biletnikoff Award, and he is a member of the Paul Hornung Award Watch List.

- Palmer has 53 receptions for 819 yards and five touchdowns to pace the Huskers. In addition to his school record 237-yard effort at Purdue, Palmer had eight catches for 157 yards against Indiana, including a 71-yard reception for the go-ahead TD in the fourth quarter.
- Palmer added a 60-yard run at Purdue and his 297 all-purpose yards were the fifth highest in school history, and the most by a Husker since 2014.
- Palmer averages 91.0 receiving yards per game to rank 14th nationally and third in the Big Ten. He is currently ahead of the school record for receiving yards per game average, set by Stanley Morgan Jr. (89.6 ypg, 2017).
- With 819 receiving yards in eight games, Palmer is just 11 yards shy of cracking the top 10 on the NU single-season receiving yardage list. He is 185 yards from Stanley Morgan Jr.'s school record of 1,004 receiving yards in 2018.

## BIG TEN STANDINGS

### WEST DIVISION

Place	Team	Overall	Big Ten
1.	Illinois	7-2	4-2
2.	Minnesota	6-3	3-3
	Purdue	5-4	3-3
	Wisconsin	5-4	3-3
	Iowa	5-4	3-3
6.	<b>Nebraska</b>	<b>3-6</b>	<b>2-4</b>
7.	Northwestern	1-8	1-5

### EAST DIVISION

Place	Team	Overall	Big Ten
1.	Michigan	9-0	5-0
	Ohio State	9-0	5-0
3.	Penn State	7-2	4-2
4.	Maryland	6-3	3-3
5.	Michigan State	4-5	2-4
	Rutgers	4-5	1-5
	Indiana	3-6	1-5

## PLAYER OF THE WEEK NOMINEES

OPP.	OFF.	DEF.	SPEC.	FROSH
NW	--	--	--	--
UND	<b>Grant</b>	Nelson	--	Hausmann
GS	--	--	--	--
OKLA	--	--	--	--
IND	Palmer	Reimer	Hartzog	<b>Hartzog</b>
RUT	--	Nelson	--	--
PUR	Palmer	--	--	--
ILL	--	--	--	--
MINN	--	--	--	--
MICH	--	--	--	--
WISC	--	--	--	--
IOWA	--	--	--	--

**Bold indicates winner**

## 2022 HUSKER HONORS

### BRIAN BUSCHINI, SO., P

- Ray Guy Award Watch List

### ANTHONY GRANT, JR., RB

- Big Ten Offensive Player of the Week (vs. UND)

### MALCOLM HARTZOG, FR., CB

- Big Ten Freshman of the Week (vs. Indiana)

### OCHAUN MATHIS, JR., EDGE

- Bronko Nagurski Trophy Watch List

### TREY PALMER, JR., WR

- Paul Hornung Award Watch List
- Biletnikoff Award Watch List

### NOA POLA-GATES, SO., DB

- Polynesian Player of the Year Watch List

### ETHAN PIPER, SO., OL

- Allstate Good Works Team

### LUKE REIMER, JR., LB

- Butkus Award Watch List
- Chuck Bednarik Award Watch List

### CASEY THOMPSON, JR., QB

- Johnny Unitas Award Watch List

### TRAVIS VOKOLEK, SR., TE

- Campbell Award Semifinalist

## PREVIOUS GAME

### MINNESOTA 20, NEBRASKA 13

Team Stats	MINN	NU
First Downs	18	13
Rushes-Yards	45-125	35-146
Passes	12-20-0	11-26-1
Passing Yards	175	121
Total Offense	300	267
3rd Downs	3-of-11	5-of-16
Turnovers	0	1
Penalties	2-18	2-10
Time of Possession	34:41	25:19

#### NU Rushing Leaders

Anthony Grant—21 carries, 115 yards  
Chubba Purdy—6 carries, 24 yards, TD

#### NU Passing Leader

Logan Smothers—5-10-0, 80 yards

#### NU Receiving Leaders

Trey Palmer—5 catches, 37 yards

Marcus Washington—2 catches, 63 yards

#### NU Defensive Leaders

Myles Farmer—4 UT, 10 AT, 14 TT, QB hurry

Luke Reimer—5 UT, 4 AT, 9 TT, TFL

Caleb Tannor—6 tackles, 1.5 sacks, 2.5 TFL

Garrett Nelson—5 tackles, 1.5 TFL

#### NU Special Teams Leader

Brian Buschini—6 punts, 55.5 avg., 5 50+ punts

- Palmer's 53 receptions leave him just two receptions from the single-season top 10 on the NU receptions list. He is in position to challenge the single-season record of 75 receptions (Marlon Lucky, 2007). Palmer ranks 26th nationally in receptions per game (5.9).
- Palmer caught go-ahead touchdown passes in the fourth quarter of back-to-back wins over Indiana and Rutgers. He caught a TD pass in four straight games (Oklahoma-Purdue), the longest such streak since JD Spielman also caught a touchdown in four straight games in 2018.
- Palmer has had at least 64 receiving yards in seven of nine games this season, and has at least four catches in eight of nine games.
- Palmer's nine catches of 30 yards or more are fourth nationally.
- Palmer is a member of the Paul Hornung Award Watch List and is a key figure in NU's return game.

## THOMPSON LEADING NEBRASKA OFFENSE

Quarterback **Casey Thompson** has taken the reins of the Nebraska offense in 2022, starting the first eight games of the season. Thompson left the Illinois game with an injury, missed the Minnesota game and his status is day-to-day for the Michigan contest.

- Thompson has thrown for 2,023 yards and 12 touchdowns in 2022, with three 300-yard passing games. Most recently, Thompson threw for 354 yards and two touchdowns at Purdue.
- Thompson's three games with 300 or more passing yards ties for third on the Nebraska single-season chart. The school record for 300-yard passing games is five by Joe Ganz in 2008.
- Thompson is on track to move into the top 10 on the Nebraska single-season passing list. He enters the Michigan game needing 401 passing yards in the final three games to reach the top 10 on the NU single-season list.
- His 355 passing yards against Northwestern were the most by a Husker in a season opener and the most by a quarterback making their Nebraska debut.
- Thompson's 18 pass completions of 30 or more yards ranks 10th nationally.
- Thompson threw a touchdown pass in each of the first eight games. He is just the third quarterback in NU history to have a touchdown pass in each of the first eight games of a season.
- Thompson has also rushed for five touchdowns in 2022. His three rushing touchdowns against Georgia Southern were a career high.
- Thompson came to Nebraska with 19 games played at Texas, including 10 starts. He threw for more than 2,400 yards and 30 touchdowns at Texas. Thompson was ranked by ESPN as the 15th-best newcomer for the 2022 season and is a member of the Johnny Unitas Award Watch List.

## GRANT PACING HUSKER RUNNING GAME

Nebraska's list of impressive skill position newcomers does not stop with Palmer and Thompson. Running back **Anthony Grant** has paced the Husker ground game in 2022, ranking among the Big Ten's top runners. He came to Nebraska after rushing for 2,549 yards in junior college and earning the 2021 National Offensive Player of the Year. Grant began his career at Florida State where he played in 12 games in 2018.

- Grant enters the season's final three games with 858 yards on 177 carries. He is 142 yards from becoming Nebraska's first 1,000-yard rusher since Devine Ozigbo had 1,082 yards in 2018. Grant is on pace to become the first Nebraska runner with more than 200 carries since Ameer Abdullah had 264 rushes in 2014.
- Grant is averaging 95.3 yards rushing per game to rank 22nd in the nation and fifth in the Big Ten.
- Grant rushed for 115 yards on 21 carries against Minnesota, posting his fifth 100-yard rushing game of the season. Grant's five 100-yard rushing games are the most by a Husker since Devine Ozigbo also had five in 2018. The last time a Husker had more than five 100-yard rushing games was Ameer Abdullah, who recorded seven in 2014.
- Grant posted three straight 100-yard rushing games to open his Nebraska career, including a 189-yard effort in the victory over North Dakota. His play against the Fighting Hawks earned Grant recognition as the co-Big Ten Offensive Player of the Week. His 189 rushing yards were the most by a Husker since the final game of the 2020 season at Rutgers when Dedrick Mills ran for 191 yards.
- Grant's fourth 100-yard rushing game was a 32-carry, 136-yard effort against Indiana. His 32 carries were a career high, and marked the first time a Nebraska player had 30 rushing attempts since Tre Bryant rushed 31 times against Arkansas State on Sept. 2, 2017.
- Grant was the first Husker running back to post three straight 100-yard rushing games since Devine Ozigbo had three straight 100-yard games in 2018. Grant became the first Husker to open a season with three straight 100-yard rushing games since Taylor Martinez in 2010.
- Grant was the first Husker running back to rush for 100 yards in the first three games of a season since Dan Alexander in 2000. He is also the first Nebraska running back to rush for 100 yards in the first three games of a Husker career since Bobby Reynolds in 1950.
- Grant has six rushing touchdowns in 2022, and he was the first NU running back with consecutive multiple TD games (Northwestern, North Dakota) since 2018.

## NOTING GAME 9

- The 115-yard rushing effort by **Anthony Grant** marked his fifth 100-yard rushing game of the season. He is the first Husker with five 100-yard rushing games in a season since Devine Ozigbo also had five in 2018.
- Quarterback **Chubba Purdy** made his first career start at Nebraska. It is his second collegiate start as he started one game while at Florida State. Purdy rushed for a 2-yard TD run on the opening series, his second rushing touchdown of the 2022 season.
- Edge rusher **Caleb Tannor** had a 13-yard sack in the first quarter and shared a seven-yard sack in the second quarter, marking his first sacks of the 2022 season. His 1.5 sacks were a career high, and he now has 9.0 career sacks. Tannor finished with six total tackles, including a career-high 2.5 tackles for loss, bettering his previous high of 2.0 against Northwestern in 2019.
- Linebacker **Ernest Hausmann** recorded a two-yard TFL in the first quarter, marking his first career tackle for loss.
- Myles Farmer** led Nebraska with a career-high 14 tackles, bettering his previous career high of nine tackles against Purdue last month.
- Nebraska had 3.0 sacks, the most sacks Minnesota has allowed this season.
- NU held Minnesota scoreless in the first half, marking the first time it had shut out an opponent in the first half since leading Buffalo 14-0 at the half in 2021. It was the first time it held a Big Ten foe scoreless in the first half since leading 34-0 at Maryland in 2019.
- Nebraska punter **Brian Buschini** averaged a career-high 55.5 yards on six punts, including five punts of more than 50 yards.
- Offensive tackle **Turner Corcoran** started his 20th consecutive game.



## CHARTING NEBRASKA'S FIRST OFFENSIVE POSSESSION

OPPONENT	PLAYS	YARDS	TIME	SCORING PLAY
Northwestern	8	75	2:19	Thompson-Castaneda 32 yards
North Dakota	8	87	2:02	Grant 19 yard run
Georgia Southern	3	1	1:51	NA
Oklahoma	6	77	1:57	Thompson-Palmer 32 yards
Indiana	3	72	:47	Thompson-Martin 34 yards
Rutgers	5	20	2:01	NA
Purdue	7	27	2:35	NA
Illinois	6	44	1:42	NA
Minnesota	9	75	4:14	Purdy 2 yard run

## NEBRASKA OFFENSE LOOKS TO START FAST

The Nebraska offense found success on its opening drive in 2022. The Huskers have scored a touchdown on their opening possession five times this season (NW, UND, OU, IND, MINN), including four of the first five games. Most recently, the Huskers marched 75 yards in nine plays for a touchdown to open the scoring against Minnesota.

- The Huskers' scoring drives to open games this season have all covered at least 72 yards. The average of Nebraska's four game-opening TD drives is 6.8 plays, 77.2 yards and 2:16.
- Dating back to last season, Nebraska has scored a touchdown on its opening drive of the game in seven of 11 games.
- In the first two games of the season, Nebraska produced four touchdowns on four drives to open halves in games against Northwestern and North Dakota.
- Nebraska was forced to punt on its opening drive at both Rutgers and Purdue, but came out of halftime with a touchdown drive to open the second half in both games. Nebraska's TD drive at Rutgers sparked a comeback from a 13-point halftime deficit.

## HUSKERS HIT RARE 300-100-100 COMBO TWICE IN 2022

The Nebraska offense has reached a rare milestone twice in 2022. Against both Northwestern and Georgia Southern, the Huskers produced a 300-yard passer, 100-yard rusher and 100-yard receiver in the same game. Quarterback **Casey Thompson** and running back **Anthony Grant** have produced the passing and rushing efforts, while **Isaiah Garcia-Castaneda** (Northwestern) and **Marcus Washington** (Georgia Southern) added the receiving numbers.

- The Northwestern and Georgia Southern games marked just the eighth and ninth times in school history NU has produced a game with a 300-yard passer, 100-yard rusher and 100-yard receiver. Prior to the Northwestern game, the previous occurrence came in a 42-38 win at Illinois in 2019.
- Nebraska narrowly missed the feat against Indiana, producing a 100-yard rusher (Grant) and 100-yard receiver (Palmer), while Thompson threw for 270 yards.
- Nebraska's ability to have success on the ground or through the air is evident with the Huskers being one of only two teams in the nation with a top 25 rusher (Grant, 22nd) and a top 25 receiver (Palmer, 14th). Liberty is the only other team with a player ranking in the top 25 in both rushing yards per game and receiving yards per game.

## NEWCOMERS MAKE IMPACT ON 2022 HUSKERS

The three offensive playmakers are far from the only newcomers who have made a significant impact in 2022. The Nebraska roster features 17 first-year Huskers who had previous FBS or FCS experience before 2022. The first-year transfers came to Nebraska with a combined 368 games played and 184 starts in their college careers.

- The starting lineups through nine games have featured nine transfers, including seven on offense, one on defense and both the starting punter and place-kicker.
- Nebraska produced a 300-yard passer, 100-yard rusher and 100-yard receiver in both the Northwestern and Georgia Southern games, with all of those players being first-year transfers.
- A pair of FBS transfers have led the Nebraska receiving corps in 2022, led by **Trey Palmer** who came to Nebraska from LSU.

## NEBRASKA GAMES WITH 300-YARD PASSER, 100-YARD RUSHER & RECEIVER

DATE	OPPONENT	PASSER	RUSHER	RECEIVER
9-10-2022	Georgia Southern	Thompson (318)	Grant (138)	Washington (123)
8-27-2022	vs. Northwestern	Thompson (355)	Grant (101)	Garcia-Castaneda (120)
9-21-2019	at Illinois	A. Martinez (328)	A. Martinez (118)	Spielman (160)
9-29-2018	Purdue	A. Martinez (323)	Ozigbo (170)	Spielman (135)
10-20-2012	at Northwestern	T. Martinez (342)	Abdullah (101)	Enunwa (110)
10-23-2010	at Oklahoma St.	T. Martinez (323)	T. Martinez (112)	Paul (131)
11-8-2008	Kansas	Ganz (324)	Helu Jr. (115)	Swift (111)
11-10-2007	Kansas State	Ganz (510)	Lucky (103)	Purify (108)
9-22-2007	Ball State	Keller (438)	Lucky (102)	Hill (129), Purify (108)

## SEASON RECORDS WATCH

### RECEIVING YARDS

RK.	PLAYER, YEAR (REC.)	YARDS
1.	Stanley Morgan Jr., 2018 (70)	1,004
2.	Stanley Morgan Jr., 2017 (61)	986
3.	Johnny Rodgers, 1972 (55)	942
4.	Nate Swift, 2008 (63)	941
5.	Jordan Westerkamp, 2015 (65)	918
6.	JD Spielman, 2019 (49)	898
	Samori Toure, 2021 (46)	898
8.	Johnny Rodgers, 1971 (53)	872
9.	Kenny Bell, 2012 (50)	863
10.	JD Spielman, 2017 (55)	830

**Trey Palmer, 2022 (47) 819**

### RECEIVING YARDS PER GAME

RK.	PLAYER, YEAR (GAMES)	YPG
1.	<b>Trey Palmer, 2022 (7)</b>	<b>91.0</b>
2.	Stanley Morgan Jr., 2017 (11)	89.6
3.	Stanley Morgan Jr., 2018 (12)	83.7
4.	JD Spielman, 2018 (10)	81.8
5.	Johnny Rodgers, 1972 (12)	78.5

### RECEPTIONS

RK.	PLAYER, YEAR	REC.
1.	Marlon Lucky, 2007	75
2.	Stanley Morgan Jr., 2018	70
3.	JD Spielman, 2018	66
4.	Jordan Westerkamp, 2015	65
5.	Nate Swift, 2008	63
6.	Todd Peterson, 2008	62
7.	Stanley Morgan Jr., 2017	61
8.	Maurice Purify, 2007	57
9.	Johnny Rodgers, 1972	55
	JD Spielman, 2017	55

**Trey Palmer, 2022 53**

### PASSING YARDS

RK.	PLAYER, YEAR (COMP.-ATT.)	YARDS
1.	Joe Ganz, 2008 (285-420)	3,568
2.	Zac Taylor, 2006 (233-391)	3,197
3.	Tanner Lee, 2017 (246-428)	3,143
4.	Tommy Armstrong Jr., 2015 (222-402)	3,030
5.	Taylor Martinez, 2012 (228-368)	2,871
6.	Adrian Martinez, 2021 (189-306)	2,863
7.	Tommy Armstrong Jr., 2014 (184-345)	2,695
8.	Zac Taylor, 2005 (237-430)	2,653
9.	Adrian Martinez, 2018 (224-347)	2,617
10.	Sam Keller, 2007 (205-325)	2,422

**Casey Thompson, 2022 (134-209) 2,023**

### 300-YARD PASSING GAMES

RK.	PLAYER, YEAR	GAMES
1.	Joe Ganz, 2008	5
2.	Tommy Armstrong Jr., 2015	4
3.	Joe Ganz, 2007	3
	Taylor Martinez, 2012	3
	Tanner Lee, 2017	3
	<b>Casey Thompson, 2022</b>	<b>3</b>

### CAREER TACKLES

RK.	PLAYER, YEARS	TACKLES
1.	Barrett Ruud, 2001-04	432
2.	Jerry Murtaugh, 1968-70	342
--		
17.	Broderick Thomas, 1985-88	242
18.	Corey McKeon, 2004-07	240
19.	Wayne Meylan, 1965-67	238
20.	Jay Foreman, 1995-98	233
21.	Josh Banderas, 2013-16	232
22.	Carlos Polk, 1997-2000	227
23.	<b>Luke Reimer, 2019-present</b>	<b>226</b>

## 2022 OFFENSE GAME-BY-GAME

### RUSHING

GAME	ATT.	YDS.	TD	LONG
NW	31	110	3	46
UND	41	244	3	46
GS	47	257	5	23
OKLA	45	163	1	14
IND	51	115	2	17
RUT	29	72	0	10
PUR	23	122	2	60
ILL	25	60	0	22
MINN	35	146	1	36
MICH				
WISC				
IOWA				

### PASSING

GAME	COM-ATT-INT	YDS	TD	LG	SACKS
NW	25-42-2	355	1	58	2-19
UND	14-21-1	193	2	35	3-27
GS	23-34-0	318	1	33	2-11
OKLA	21-31-1	164	1	32	4-32
IND	18-27-1	270	2	71	4-48
RUT	24-37-2	232	2	27	1-6
PUR	16-29-2	354	2	72	4-38
ILL	11-24-3	188	1	56	2-16
MINN	11-26-1	121	0	32	4-9
MICH					
WISC					
IOWA					

## 2022 DEFENSE GAME-BY-GAME

### RUSHING DEFENSE

GAME	ATT.	YDS.	TD	LONG
NW	47	214	2	21
UND	33	175	1	63
GS	30	233	5	67
OKLA	54	312	4	61
IND	23	67	1	34
RUT	38	115	1	21
PUR	47	217	1	18
ILL	48	188	1	21
MINN	45	125	2	16
MICH				
WISC				
IOWA				

### PASSING DEFENSE

GAME	COM-ATT-INT	YDS	TD	LG	SACKS
NW	27-38-0	314	2	41	0-0
UND	24-37-0	131	1	15	2-8
GS	37-56-2	409	1	37	0-0
OKLA	19-30-0	268	3	38	2-7
IND	22-44-1	223	1	28	3-26
RUT	12-30-3	233	0	43	3-16
PUR	35-54-1	391	4	32	0-0
ILL	20-22-0	179	2	46	2-19
MINN	12-20-0	175	0	45	3-26
MICH					
WISC					
IOWA					

### SACKS/TFL

GAME	SACKS	YARDS	TFL	YARDS
NW	0	0	2	4
UND	2	8	4	14
GS	0	0	3	3
OKLA	2	7	5	12
IND	3	26	6	32
RUT	3	16	7	20
PUR	0	0	2	5
ILL	2	19	8	28
MINN	3	26	8	36
MICH				
WISC				
IOWA				

- **Marcus Washington** has started seven games and has 24 catches for 367 yards, including a career-high 123 yards vs. Georgia Southern. The Texas transfer played in 31 games with eight starts with the Longhorns, logging 25 catches for 366 yards and three touchdowns.
- Edge rusher **Ochaun Mathis** is the most heralded of the newcomers on defense. Mathis came to Nebraska with 30.5 career tackles for loss. He has 43 tackles and four TFL this season. Mathis was a two-time All-Big 12 selection at TCU. On3 ranked Mathis as the most impactful edge transfer in the country for the 2022 season, while ESPN ranked him as the No. 7 newcomer in the country. Mathis was one of 85 players nationally named to the watch list for the Bronko Nagurski Trophy, which is presented annually to the National Defensive Player of the Year.
- Also on the defensive line, NU added transfers **Devin Drew** and **Stephon Wynn Jr.** Drew played in 23 games with 12 starts in two seasons at Texas Tech, finishing with 55 tackles. Wynn spent four seasons at Alabama and made 16 tackles over 21 games. This season, Wynn has 22 tackles, including a career-high nine against Georgia Southern. Drew has made 12 stops and a sack.
- Arizona State transfer **Tommi Hill** began the season as a starting cornerback for the Huskers, notching four PBU. Hill moved to receiver after four games and made his first career start at receiver against Minnesota.
- Place-kicker **Timmy Bleekrode** joined the roster as an FCS transfer from Furman, where he was 15-of-18 on field goals last season. Bleekrode is 29-of-30 on PAT attempts and 7-of-9 on field goals on the season, including three field goals at Purdue. He has made his last six field goals over the past three games.
- Punter **Brian Buschini** is a first-year FCS transfer from Montana. Buschini has been outstanding in 2022, averaging 44.9 yards per punt with 11 punts downed inside the 20. Buschini had a career-long 65-yard punt against Georgia Southern, and had a career-best 55.5 yard per punt average on six boots against Minnesota.
- Buschini was the 2021 FCS Punter of the Year. He ranked third nationally with an average of 46.0 yards per punt last season. Buschini was named to the preseason watch list for the 2022 Ray Guy Award in July.
- Georgetown transfer **Brady Weas** is Nebraska's starting long snapper on its punting unit.

## STARTING LINEUP FEATURES NEW FACES

Nebraska has featured many new faces in the starting lineup this season, notably its transfers. However, several young players have also made an impact throughout 2022.

- Through nine games, 19 players have made their first career start in a Husker uniform in 2022. The group includes nine players on offense, eight on defense and two specialists.
- True freshman cornerback **Malcolm Hartzog** is the latest first-time starter, earning the starting nod the past five games. Hartzog was the first Nebraska true freshman to start at cornerback since Lamar Jackson in 2017. He has made an immediate impact. Against Indiana he returned a blocked punt for a touchdown and was the Big Ten Freshman of the Week. A week later at Rutgers, Hartzog made a game-clinching interception in the final minute.

## REIMER LEADING NEBRASKA LINEBACKER CORPS

Nebraska returned one of the nation's best linebacker tandems in **Luke Reimer** and **Nick Henrich**. The duo has been strong again this season. Reimer leads the Huskers with 67 tackles despite missing a game, and Henrich had 37 tackles in five games, before suffering a season-ending injury at Purdue.

- Last season the tandem of homegrown Huskers combined for 207 tackles, including 108 by Reimer and 99 by Henrich. The 207 tackles ranked as the sixth-highest returning total by two FBS teammates from the 2021 season.
- Reimer has totaled at least 10 tackles eight times in his career, while Henrich has recorded four games with double-figure tackles.
- Reimer had 19 tackles against Purdue in 2021, a Nebraska record in a Big Ten Conference game.
- Reimer, a member of the 2022 Butkus and Bednarik Award watch lists, ranked in the top 30 nationally last season in tackles per game (23rd, 9.1) and forced fumbles per game (29th, 0.3).
- Reimer is quickly ascending the Nebraska career tackles list. With 226 career tackles, Reimer has moved into the top 30 on the career tackles list and needs seven tackles to crack the top 20.

## NEBRASKA DEFENSE KEYS BACK-TO-BACK WINS

The Nebraska defense posted its best two outings of the 2022 season in back-to-back wins over Indiana and Rutgers to begin October. The Huskers were particularly strong on defense in the second half of the two victories.

- Nebraska held Indiana scoreless in the second half of the 35-21 win, allowing just 71 yards after intermission. Indiana converted just 2-of-15 third-down attempts in the NU victory.
- Nebraska also blanked Rutgers in the second half, allowing the Huskers to rally for a 14-13 win. Rutgers had only five first downs and 85 yards in the second half, while converting only 4-of-16 third downs in the game.
- NU outscored Rutgers and Indiana by a combined 21-0 in the fourth quarter, continuing a season-long trend. The Huskers have outscored the opposition, 59-39, in the fourth quarter this season. In the past five games, Nebraska has allowed just four touchdowns and 42 points after intermission.

- Against Indiana and Rutgers, Nebraska allowed just two trips into its territory on 13 opponent drives, and forced four turnovers. The Huskers allowed just 2.8 yards per play (55 plays, 156 yards) in the second half of the two wins, including just 2.2 yards per rush (23-50).
- Despite losses the past two weeks, Nebraska has been solid on defense against Illinois and Minnesota.
- Against the Illini, Nebraska allowed 5.2 yards per play and held Illinois nearly 50 yards below its season average in total offense.
- Nebraska blanked Minnesota in the first half, posting a first-half shutout in a Big Ten game for the first time since 2019. For the game, Nebraska held Minnesota to 300 yards, which was more than 120 yards below its season average, and limited the Gopher run game to 125 yards.

## FOUR HUSKER VETERANS SERVING AS 2022 TEAM CAPTAINS

Linebacker **Nick Henrich**, edge rushers **Garrett Nelson** and **Caleb Tannor** and tight end **Travis Vokolek** are team captains for the 2022 season. The four captains were selected by a vote of their teammates. Each of the four players are in at least their fourth season in the Husker program and have played a combined 142 games at Nebraska, including 92 starts among the group.

- An Omaha native, Henrich made 99 tackles in 2021 and has 18 career starts at Nebraska. He has 37 tackles in 2022, but is out for the season with an injury. In addition to his on-field success, Henrich earned his degree in psychology in just three years and is taking graduate classes. Henrich's selection marked the fourth time in the past five seasons that a linebacker has served as a Husker team captain.
- Nelson is in his fourth year at Nebraska and has started 29 straight games. He has a team-leading 7.5 tackles for loss and 4.5 sacks in 2022. The Scottsbluff, Neb., native is a two-time academic All-Big Ten selection and earned his degree in finance in May of 2022. The selection of Nelson and Henrich as captains marked the first time since 2018 Nebraska has had at least two in-state captains. Three native Nebraskans served as captains in 2018.
- Tannor is in his fifth season in the Nebraska program and has played in 53 games with 31 career starts. Tannor is on track to tie the NU record for career games played by the close of the regular season. Tannor had a career-high 1.5 sacks and 2.5 TFL against Minnesota. A native of Stone Mountain, Ga., Tannor graduated with his degree in child, youth and family studies in December of 2021. He is the second Husker captain from Georgia in the past four years, joining 2019 team captain Mo Barry.
- Vokolek is in his fourth season in the Husker program and his sixth season of college football. Vokolek has played in 43 games during his college career, including 24 games at Nebraska. A two-time Academic All-Big Ten selection, Vokolek graduated in August of 2021 with a degree in child, youth and family studies. His selection marks the second straight season Nebraska has had a tight end serve as a captain, following Austin Allen in 2021.

## HUSKER ROSTER FEATURES 26 COLLEGE GRADUATES

Nebraska football has continued its tradition of dedicated student-athletes, as a total of 26 Huskers - including grad transfers - will play the 2022 season as college graduates.

- According to research by the National Football Foundation, Nebraska has the most college graduates on its roster of any FBS program.
- This marks the second straight season that Nebraska has had at least 20 graduates on its active roster, as the Huskers had 20 players who played as graduate students during the 2021 season.

### COLLEGE GRADUATES ON NEBRASKA'S ROSTER

<ul style="list-style-type: none"> <li>• Hunter Anthony (Oklahoma State)</li> <li>• Jake Archer</li> <li>• Broc Bando</li> <li>• Brant Banks</li> <li>• Brody Belt</li> <li>• Timmy Bleekrode (Furman)</li> <li>• Ian Boerkircher</li> <li>• Chancellor Brewington (Northern Arizona)</li> <li>• Colton Feist</li> <li>• Nick Henrich</li> <li>• Trent Hixson</li> <li>• Chris Kolarevic (Northern Iowa)</li> <li>• Wyatt Liewer</li> </ul>	<ul style="list-style-type: none"> <li>• Oliver Martin</li> <li>• Ochaun Mathis (TCU)</li> <li>• Eteva Muga-Clements</li> <li>• Brandon Moore (UCF)</li> <li>• Cade Mueller</li> <li>• Garrett Nelson</li> <li>• Mosai Newsom</li> <li>• Caleb Tannor</li> <li>• Casey Thompson (Texas)</li> <li>• Travis Vokolek</li> <li>• Brady Weas (Georgetown)</li> <li>• Kevin Williams Jr. (Northern Colorado)</li> <li>• Stephon Wynn Jr. (Alabama)</li> </ul>
---	---

## NEBRASKA FOOTBALL FACTS

### HISTORY

Season of Football.....	133rd
All-Time Games Played .....	1,366
National Ranking in All-Time Wins .....	8th
All-Time Bowl Appearances .....	53
National Ranking in Bowl Appearances .....	6th

### CHAMPIONSHIPS

National Championships .....	5
Back-to-Back National Championships .....	2
Undefeated Seasons .....	11
Perfect Seasons .....	9
Conference Championships .....	46

### RECORD BREAKDOWN

All-Time Record .....	911-415-40
All-Time Bowl Record .....	26-27
Home Games .....	555-169-20
Memorial Stadium .....	428-146-13
Record in August .....	14-2-0
Record in September .....	182-53-6
Record in October .....	367-152-19
Record in November .....	309-172-15
Record in December .....	24-15-0
Record in January .....	14-21-0
Record in February .....	1-0-0
In Overtime .....	8-7
At Night .....	103-48-3
When Scoring 35+ Points .....	376-11
When Allowing 10 Points or Less .....	578-47-29
vs. Big Ten Teams .....	126-122-9
» In Big Ten Play (since 2011) .....	46-54
» Home .....	25-24
» Away .....	21-28
» Neutral .....	0-2
vs. Ranked Teams .....	105-142-3
» Home .....	51-48-0
» Away .....	28-67-3
» Neutral .....	26-27-0
» as No. 1 Team .....	46-7-1

### STREAKS

Consecutive Games Scoring a Point .....	336
Consecutive Home Games Scoring a Point .....	357
Consecutive Home Sellouts .....	388
Record in Sellout Streak .....	317-71
» vs. Ranked Teams .....	47-37

### INDIVIDUAL HONORS

College Football Hall of Fame Players .....	20
College Football Hall of Fame Coaches .....	6
First-Team All-Americans .....	110
Unanimous All-Americans .....	54
CoSIDA Academic All-Americans* .....	108
NCAA Top Ten Award Winners* .....	9
Heisman Trophy Winners .....	3
Walter Camp Award Winners .....	3
Maxwell Trophy Winners .....	1
Outland Trophy Winners* .....	9
Lombardi Trophy Winners .....	5
Butkus Award Winners .....	1
Johnny Unitas Golden Arm Award Winners .....	1
Davey O'Brien Award Winners .....	1
Rimington Award Winners .....	1
Bednarik Award Winners .....	1
Nagurski Trophy Winners .....	1
Retired Jerseys .....	25
First-Team All-Conference Selections .....	521

\*Total leads the nation

## CHARTING THE HUSKERS

### ALL-TIME WINS

RK.	SCHOOL	WINS
1.	Michigan	985
2.	Ohio State	951
3.	Alabama	949
4.	Notre Dame	936
5.	Texas	934
6.	Oklahoma	933
7.	Penn State	916
8.	Nebraska	911

### CONFERENCE TITLES

RK.	SCHOOL	TITLES
1.	Oklahoma	50
2.	Nebraska	46
3.	Michigan	43

### AP NATIONAL TITLES

RK.	SCHOOL	TITLES
1.	Alabama	12
2.	Notre Dame	8
3.	Oklahoma	7
4.	Miami	5
	Ohio State	5
	USC	5
t-7.	Nebraska	4

### COACHES POLL NATIONAL TITLES

RK.	SCHOOL	TITLES
1.	Alabama	11
2.	Oklahoma	6
3.	USC	5
t-4.	Nebraska	4

### BOWL APPEARANCES

RK.	SCHOOL	APP.
1.	Alabama	67
2.	Texas	57
3.	Georgia	56
4.	Oklahoma	55
5.	Tennessee	54
t-6.	Nebraska	53

### HEISMAN TROPHY WINNERS

RK.	SCHOOL	WINNERS
1.	Notre Dame	7
	Ohio State	7
	Oklahoma	7
4.	USC	6
5.	Alabama	4
t-6.	Nebraska	3

### NFL DRAFT PICKS

RK.	SCHOOL	PICKS
1.	Notre Dame	522
2.	USC	519
3.	Ohio State	479
4.	Oklahoma	409
5.	Michigan	392
6.	Alabama	391
7.	Penn State	375
8.	LSU	369
9.	Florida	367
10.	Nebraska	366

## JOSEPH SHUFFLES COACHING STAFF

Interim Head Coach Mickey Joseph has made changes to the coaching staff responsibilities since taking the reins of the program.

- Joseph previously served as wide receivers coach and promoted **Mike Cassano** to serve as the receivers coach for the remainder of the season. Cassano previously served as a senior offensive analyst for the Huskers since 2018.
- Joseph made a change at defensive coordinator, relieving Erik Chinander of his duties following four games. **Bill Busch** took over as defensive coordinator before the Indiana contest. Busch, who previously served as the Huskers' special teams coordinator, also coaches Nebraska's safeties and nickel backs.
- Fifth-year assistant **Travis Fisher** is focusing his work on the Husker cornerbacks for the remainder of the season. Previously, Fisher coached all of Nebraska's defensive backs.
- **Joey Connors** is coaching Nebraska's special teams for the rest of the 2022 season. Connors was previously a special teams quality control coach, working closely with Busch.

## FIVE NEW MEMBERS OF 2022 COACHING STAFF

Nebraska's 2022 coaching staff featured several new faces. In addition to Joseph who is serving as the interim head coach, and Busch who has taken over as defensive coordinator, other new assistants for 2022 included offensive coordinator **Mark Whipple**, running backs coach **Bryan Applewhite** and offensive line coach **Donovan Raiola**.

- Whipple is a 40-year coaching veteran who has won 137 games as a college head coach, including the 1998 Division I-AA (now FCS) national championship. The offensive coordinator at Pittsburgh the past three seasons, Whipple helped Pitt to the 2021 ACC title. Pitt had the Johnny Unitas Golden Arm Award winner (Kenny Pickett) and the Biletnikoff Award winner (Jordan Addison) last season.
- Applewhite came to Nebraska after two seasons as the running backs coach at TCU. He helped the Horned Frogs rank in the top 30 nationally in rushing in both 2020 and 2021.
- Busch owns more than 30 seasons of collegiate experience, and he is in his third coaching stint at Nebraska. Before working as a defensive analyst for Nebraska in 2021, Busch coached the safeties for three seasons at LSU from 2018 to 2020.
- Raiola is the younger brother of former Husker All-America center Dominic Raiola. Donovan came to Nebraska after spending the past three seasons as the assistant offensive line coach for the Chicago Bears, helping the Bears to a pair of playoff appearances.
- Three of the new staff members brought a national championship pedigree to the Husker staff. Busch and Joseph were both members of LSU's 2019 national championship team, while Whipple helped Pitt to an ACC championship last season. Whipple also won an FCS national championship as the head coach of Massachusetts.

## HUSKER STREAKS CONTINUE IN 2022 SEASON

Nebraska owns impressive streaks in the 2022 season, most notably an NCAA record sellout streak at Memorial Stadium.

- Nebraska has sold out 388 consecutive games at Memorial Stadium, dating from the next-to-last home game of the 1962 season through the Minnesota game.
- The Huskers have scored in 336 consecutive games. The streak is the longest in school history, the seventh-longest in FBS history and the fifth-longest active streak. The last time Nebraska was shut out was a 19-0 loss at No. 17 Arizona State on Sept. 21, 1996.
- Nebraska has also scored in 357 consecutive home games, a school record. The last time the Huskers were shut out at home came on Nov. 9, 1968, against Kansas State (12-0 loss).

## ALL-TIME LONGEST STREAKS WITHOUT BEING SHUT OUT

RK.	PLAYER	YEAR BEGAN	YEAR ENDED	GAMES
1.	Florida	1988	Active	432
2.	TCU	1992	Active	376
3.	Michigan	1984	2014	365
4.	BYU	1975	2003	361
5.	Virginia Tech	1995	Active	355
6.	Georgia	1995	Active	352
7.	Nebraska	1996	Active	336
8.	Boise State	1997	Active	320
9.	Oklahoma	1998	2022	311
10.	Air Force	1992	2017	306



## NEBRASKA RANKS AMONG TOP ALL-TIME PROGRAMS

Nebraska has historically been one of the top programs in college football history.

- Nebraska ranks eighth in NCAA history with 911 wins and sixth with 53 all-time bowl game appearances.
- NU has won five national championships. The Huskers' four AP national titles (1970, 1971, 1994, 1995) rank seventh all-time and NU's four coaches poll titles (1971, 1994, 1995, 1997) rank fourth.
- Nebraska's 46 conference titles rank second in NCAA history.
- The success extends to the classroom as well. Husker football has produced 108 CoSIDA Academic All-Americans, the most of any sport in NCAA history. Nebraska football has produced nine NCAA Top 10 Award winners, the most of any sport in NCAA history.
- Nebraska owns the NCAA record with 17 NCAA Top 10 Award Winners, which is considered the "Heisman Trophy" of academics for NCAA student-athletes.
- Nebraska football has produced nine NCAA Top 10 Award winners, the most of any single team in NCAA history.

## MEMORIAL STADIUM PROVIDES BIG HOME-FIELD ADVANTAGE

Nebraska has enjoyed much success in its history when playing at home in Memorial Stadium.

- Since 1970, NU is 286-65 (.815) at Memorial Stadium and has posted 41 perfect home seasons.
- The Huskers are 555-169-20 all-time in Lincoln (.759 in 131 years). Nebraska is 428-146-13 in Memorial Stadium (.740 in 99 years dating back to 1923).
- The Huskers are 49-10 all-time in Memorial Stadium night games.

## BIG TEN ANNOUNCES 2023 FOOTBALL SCHEDULE

The Big Ten Conference has announced its 2023 football schedule, with Nebraska set to play host to five conference games. Nebraska will begin the season with a Big Ten game for the fourth consecutive season, opening at Minnesota on Thursday, Aug. 31.

- Following the opener at Minnesota, Nebraska will play three non-conference games beginning with a Sept. 9 game at Colorado, followed by home contests against Northern Illinois (Sept. 16) and Louisiana Tech (Sept. 23). The Sept. 16 home opener will be Nebraska's latest in a full-season schedule since also opening on Sept. 16 in 1995.
- NU resumes Big Ten play with a Sept. 30 home game against Michigan. The Huskers return to the road for an Oct. 7 game at Illinois, followed by their lone bye week of the season on Oct. 14.
- Following its bye, Nebraska plays three of its next four contests in Lincoln, starting with a two-game October homestand against Northwestern (Oct. 21) and Purdue (Oct. 28). The Huskers travel to Michigan State on Nov. 4, before returning home to face Maryland on Nov. 11.
- For the third straight year, Nebraska will finish with Big Ten West foes Wisconsin and Iowa. Nebraska will travel to Madison on Nov. 18, before the Huskers finish the regular season by hosting their traditional Black Friday matchup with Iowa on Nov. 24.

### 2023 Nebraska Football Schedule

Aug. 31—at Minnesota (Thursday)

Sept. 9—at Colorado

**Sept. 16—Northern Illinois**

**Sept. 23—Louisiana Tech**

**Sept. 30—Michigan**

Oct. 7—at Illinois

Oct. 14—BYE

**Oct. 21—Northwestern**

**Oct. 28—Purdue**

Nov. 4—at Michigan State

**Nov. 11—Maryland**

Nov. 18—at Wisconsin

**Nov. 24—Iowa (Friday)**

## CHARTING THE HUSKERS

### CONSECUTIVE HOME SELLOUTS

RK.	SCHOOL	SELLOUTS
1.	<b>Nebraska</b>	<b>388</b>
2.	Oklahoma	144

### NATIONAL TITLES SINCE 1970

RK.	SCHOOL	TITLES
1.	Alabama	12
2.	<b>Nebraska</b>	<b>5</b>
	Miami	5

### WINS SINCE 1970

RK.	SCHOOL	WINS
1.	Oklahoma	498
	Ohio State	498
3.	Alabama	486
4.	<b>Nebraska</b>	<b>477</b>
5.	Michigan	468

### WINS THE LAST 50 SEASONS

RK.	SCHOOL	WINS
1.	Ohio State	474
2.	Alabama	472
3.	Oklahoma	469
4.	<b>Nebraska</b>	<b>444</b>
5.	Georgia	442

### 9-WIN SEASONS

RK.	SCHOOL	SEASONS
1.	Alabama	52
2.	<b>Nebraska</b>	<b>50</b>
3.	Oklahoma	49

### 10-WIN SEASONS

RK.	SCHOOL	SEASONS
1.	Oklahoma	42
2.	Alabama	41
3.	Michigan	30
4.	Ohio State	29
5.	<b>Nebraska</b>	<b>27</b>

### WEEKS RANKED IN AP POLL

RK.	SCHOOL	WEEKS
1.	Ohio State	960
2.	Michigan	897
3.	Oklahoma	881
4.	Notre Dame	851
	Alabama	851
6.	USC	797
7.	Texas	753
8.	<b>Nebraska</b>	<b>730</b>
9.	Penn State	674

### WEEKS RANKED NO. 1 IN AP POLL

RK.	SCHOOL	WEEKS
1.	Alabama	139
2.	Ohio State	105
3.	Oklahoma	101
4.	Notre Dame	98
5.	USC	91
6.	Florida State	72
7.	<b>Nebraska</b>	<b>70</b>
8.	Miami	68

## HOME OF THE HUSKERS



Memorial Stadium's history dates nearly 100 years. In the fall of 1922, a drive for \$430,000 in stadium construction funds was undertaken by faculty, students, alumni and friends of the University.

The stadium was named Memorial Stadium to honor all Nebraskans who served in the Civil and Spanish-American Wars; the 751 Nebraskans who died in World War I; the 3,839 in World War II; the 225 in Korea; the 422 in Vietnam; and those in Iraq.

Construction was completed in a few more than 90 working days and Memorial Stadium was dedicated on Oct. 20, 1923, at the Homecoming game in which Nebraska was held to a scoreless tie by Kansas.

The field at Memorial Stadium was named Tom Osborne Field - after the Huskers' legendary Hall-of-Fame coach - in 1998, one year after Osborne's retirement following 25 years and 255 victories as head coach.

## TOP 10 HOME CROWDS

RK.	DATE	OPPONENT	ATT.
1.	Sept. 20, 2014	Miami	91,585
2.	Sept. 14, 2013	UCLA	91,471
3.	Aug. 30, 2014	Fla. Atlantic	91,441
4.	Nov. 29, 2013	Iowa	91,260
5.	Sept. 27, 2014	Illinois	91,225
6.	Nov. 22, 2014	Minnesota	91,186
7.	Aug. 31, 2013	Wyoming	91,185
8.	Nov. 2, 2013	Northwestern	91,140
9.	Nov. 1, 2014	Purdue	91,107
10.	Oct. 25, 2014	Rutgers	91,088

## TOP 5 SEASON ATTENDANCE

RK.	YEAR	GAMES	TOTAL	AVG.
1.	2014	7	638,744	91,249
2.	2013	8	727,466	90,933
3.	2016	7	631,402	90,200
4.	2015	7	629,986	89,998
5.	2017	7	628,583	89,798

## LONGEST HOME WIN STREAKS

RK.	BEGAN	ENDED	WINS
1.	Oct. 19, 1991	Oct. 31, 1998	47
2.	Sept. 28, 1901	Oct. 20, 1906	33
3.	Nov. 27, 1998	Nov. 2, 2002	26
4.	Sept. 27, 1969	Nov. 23, 1972	23
5.	Oct. 3, 1981	Nov. 17, 1984	21

All streaks at Memorial Stadium, except for the 33-game streak from 1901 to 1906.

# 2022 NEBRASKA SEASON NOTEBOOK

## SCHEDULE NOTES

- Nebraska is scheduled to play three games against opponents who were ranked in the final 2021 AP poll. The Huskers played Oklahoma (10th) on Sept. 17, and take on Michigan (3rd) on Nov. 12 and Iowa (23rd) on Nov. 25.
- In addition to the three ranked opponents from last season, Nebraska will face Wisconsin, Minnesota and Purdue, who were all among the top four teams receiving votes outside of the top 25.

## COACHING STAFF NOTES

- Nebraska's staff includes former Huskers **Mickey Joseph** (1987-91) and **Barrett Ruud** (2001-04), while **Donovan Raiola** is the younger brother of former Husker All-America center Dominic Raiola.
- Nebraska added five new coaches to its staff in 2022, including four to the offensive staff. **Mark Whipple** (offensive coordinator), **Bryan Applewhite** (running backs), **Mickey Joseph** (wide receivers) and **Donovan Raiola** (offensive line) are all in their first season at Nebraska. **Bill Busch** began the season as the Huskers' special teams coordinator, and moved to defensive coordinator after four games. He was a special teams analyst in 2021.
- Whipple was also a semifinalist for the Broyles Award in 2021, an award presented annually to the nation's top assistant coach. In addition to Whipple, while **Bill Busch** was named the National Defensive Backs Coach of the Year in 2012 at Utah State.

## ROSTER NOTES

- Nebraska's roster features 151 players. A player's class reflects the fact that the 2020 season did not count as a year of eligibility.

### HUSKER ROSTER CLASS BREAKDOWN

CLASS	TOTAL	% OF ROSTER
Freshmen	22	15%
Redshirt Freshmen	49	32%
Total Freshmen	71	47%
Sophomores	39	26%
Juniors	27	18%
Seniors	14	9%

- The Husker roster features 107 returning players and 44 newcomers. Nebraska returns a total of nine starters and 46 letterwinners.
- Nebraska has added 44 players - 22 transfers and 19 true freshmen - since the end of the 2021 season. Among the 22 transfers are 12 FBS transfers, six FCS transfers, three junior college players and one Division III transfer.
- The Huskers added a total of 11 first-year transfers with previous Power Five playing experience at: Alabama (2), Florida State (2), Texas (2), Arizona State, LSU, Oklahoma State, TCU and Texas Tech.
- NU's roster features players from 22 states and two foreign countries (Canada & Germany).
- Nebraska has had a letterwinner from 47 of the 50 states in its history, missing only Idaho, New Hampshire and Rhode Island.

- States with multiple players on the Huskers' 2022 roster include: Nebraska (63), Iowa (11), Georgia (10), Florida (8), Arizona (7), Texas (7), Louisiana (5), New Jersey (5), California (4), Kansas (4), Minnesota (4), Colorado (3), Michigan (3), Missouri (3), Alabama (2), Illinois (2), Oklahoma (2) and South Dakota (2).
- The states of Mississippi, Montana, South Carolina and Wisconsin are each represented with one player on Nebraska's 2022 roster.

## ACADEMIC NOTES

- A total of 26 Huskers are playing the 2022 season as graduates, including players who earned their degree at another institution before transferring to Nebraska.

### HUSKERS WHO HAVE EARNED DEGREES

» Hunter Anthony	» Oliver Martin
» Jake Archer	» Ochaun Mathis
» Broc Bando	» Eteva Mauga-Clements
» Brant Banks	» Brandon Moore
» Brody Belt	» Cade Mueller
» Timmy Bleekrode	» Garrett Nelson
» Ian Boerkircher	» Mosai Newsom
» Chancellor Brewington	» Caleb Tannor
» Colton Feist	» Casey Thompson
» Nick Henrich	» Travis Vokolek
» Trent Hixson	» Brady Weas
» Chris Kolarevic	» Kevin Williams Jr.
» Wyatt Liewer	» Stephon Wynn Jr.

## COLLEGE FB HALL OF FAME

Nebraska All-American and Outland Trophy winner **Zach Wiegert** is one of 21 individuals who will make up the 2022 College Football Hall of Fame Class, including 18 players and three coaches.

Wiegert is the 20th Nebraska player to earn induction into the College Hall of Fame. Nebraska is one of 12 programs nationally with 20 or more players in the College Football Hall of Fame. Wiegert is the seventh Nebraska offensive lineman to join the College Football Hall of Fame. Overall, Nebraska has 26 members of the Hall, including six coaches. Wiegert is the eighth Husker inducted in the past 16 classes, most recently Eric Crouch, who was part of the 2020 class.

The 2022 College Football Hall of Fame Class will be officially inducted at the 64th NFF Annual Awards Dinner on Dec. 6.

Wiegert was a 1994 unanimous first-team All-American and is one of eight Huskers to win the Outland Trophy. He helped lead the Huskers to the 1994 national championship after NU played in the 1993 title game. The Huskers averaged 340 rushing yards per game, and Wiegert led NU with 113 pancake blocks. The leader of the famed 'Nebraska Pipeline' Wiegert earned one first-place vote for the Heisman. In addition to winning the Outland, he was a finalist for the Lombardi Award, a consensus All-American, the UPI Lineman of the Year and the Touchdown Club of Columbus Offensive Lineman of the Year. His No. 72 jersey was retired before the 1995 season.

## INTERIM HEAD COACH



### MICKEY JOSEPH

- Interim Head Coach
- 2-4 Record at Nebraska
- 3rd Season as a Head Coach
- 15-11 Career Record

Former Husker quarterback Mickey Joseph was named Nebraska's interim head coach on Sept. 11, 2022. He had served as the Huskers' associate head coach, wide receivers coach and passing game coordinator in the first three games of the season. Joseph owns previous experience as a collegiate head coach, leading Langston (Okla.) University to a 13-7 record in two seasons from 2011-12.

Joseph is the third interim head coach to lead the Huskers, joining Bo Pelini (2003 Alamo Bowl win over Michigan State) and Barney Cotton (2014 Holiday Bowl loss to USC).

#### NEBRASKA (2022)

» Interim Head Coach (Since Sept. 11)

#### LSU (2017-21)

» Assistant Head Coach (WR) (2020-21)  
» Assistant Coach (WR) (2017-19)

#### LOUISIANA TECH (2016)

» Assistant Coach (RB)

#### GRAMBLING STATE (2014-15)

» Assistant Coach (WR)/Special Teams Coord.

#### ALCORN STATE (2013)

» Assistant Head Coach (WR)/  
Special Teams Coordinator

#### LANGSTON (OKLA.) UNIVERSITY (2008-12)

» Head Coach (2011-12)  
» Assistant Coach (2008-10)

#### DESIRE STREET (LA.) ACADEMY (2006-08)

» Head Coach/Athletic Director

#### CENTRAL OKLAHOMA (2004-05)

» Assistant Coach (RB)

#### NICHOLLS STATE (2001-03)

» Assistant Coach (QB)

#### ALABAMA STATE (2000)

» Assistant Coach (WR)

#### TULANE (1999)

» Graduate Assistant

#### ARCHBISHOP SHAW (LA.) HS (1998)

» Assistant Coach (QB)

#### WAYNE STATE COLLEGE (1997)

» Assistant Coach (Run Game Coordinator)

#### OMAHA NORTH HS (1995-96)

» Assistant Coach (QB/WR)

## NEBRASKA ASSISTANT COACHES



### MARK WHIPPLE

#### OFFENSIVE COORDINATOR/ QUARTERBACKS

- 1st Season at Nebraska
- 40th Career Season
- 21 Years as a Head Coach

Whipple is a distinguished coach, winning a Division I-AA national championship as a head coach, a Super Bowl title as an NFL assistant and most recently an ACC title in 2021 as Pitt's offensive coordinator. The 1998 Division I-AA National Coach of the Year, Whipple has been an offensive coordinator at Power Five programs Miami, Nebraska and Pitt. In 2021, Pitt's offense ranked in the top 10 nationally in scoring, passing and total offense.



### BRYAN APPLEWHITE

#### RUNNING BACKS

- 1st Season at Nebraska
- 24th Career Season

Applewhite has a history of producing outstanding running backs. At TCU in 2021, he coached two backs who posted top-five yards-per-carry averages in program history, and he also coached two of the four all-time leading rushers at Wyoming.



### SEAN BECKTON

#### TIGHT ENDS

- 5th Season at Nebraska
- 27th Career Season

Beckton has developed NFL draft picks at three different positions: cornerback, wide receiver and tight end. In 2021, Nebraska's Austin Allen set Husker tight end records for receptions and receiving yards and was the Big Ten Tight End of the Year.



### MIKE CASSANO

#### WIDE RECEIVERS

- 1st Season as Husker Assistant
- 5th Season at Nebraska

Cassano was named wide receivers coach after Mickey Joseph's appointment as interim head coach. Previously a Husker offensive analyst, Cassano owns more than 15 years of experience and was the running backs coach on UMass' 1998 Division I-AA national championship team.



### DONOVAN RAIOLA

#### OFFENSIVE LINE

- 1st Season at Nebraska
- 11th Career Season

Before coming to Nebraska, Raiola spent four seasons in the National Football League, helping the Chicago Bears to a pair of playoff berths. As a player, Raiola was a three-time All-Big Ten selection at Wisconsin and went on to play six seasons in the NFL.



### BILL BUSCH

#### DEFENSIVE COORDINATOR/ SAFETIES

- 1st Year at NU in Current Role
- 10th Season at NU Overall
- 33rd Career Season

A 2019 national champion at LSU, Busch is a veteran college assistant, with extensive defensive and special teams experience. Busch served as special teams coordinator for the first four games before being named defensive coordinator on Sept. 18. Busch is in his third coaching stint at Nebraska. Busch served as a Husker graduate assistant in the 1990s and as special teams coordinator from 2004 to 2007.



### MIKE DAWSON

#### DEFENSIVE LINE / EDGE

- 3rd Year at NU in Current Role
- 4th Year at Nebraska Overall
- 24th Career Season

Dawson boasts four years of National Football League coaching experience, and he has also been a collegiate defensive coordinator. Dawson has experience coaching both defensive linemen and outside linebackers at both the college and NFL levels.



### TRAVIS FISHER

#### CORNERBACKS

- 5th Season at Nebraska
- 10th Career Season

Following a nine-year NFL playing career, Fisher has coached 15 all-conference defensive backs the past six years, including 11 in his first four seasons at Nebraska. All four secondary starters were All-Big Ten in 2020 and three of the four starters were All-Big Ten in 2019 and 2021.



### BARRETT RUUD

#### LINEBACKERS

- 5th Season at Nebraska
- 8th Career Season

Nebraska's all-time leading tackler, Ruud made 432 tackles at NU before totaling 657 tackles in his eight-year NFL career. Ruud pupils Luke Reimer and Nick Henrich entered 2022 as the nation's sixth-highest returning tackle duo after the pair combined for 207 tackles in 2021.



### JOEY CONNORS

#### SPECIAL TEAMS

- Second Season on NU Staff
- Third Year as College Coach

Connors took over responsibility for the Nebraska special teams when Bill Busch assumed control of the Nebraska defense after four games. Connors has been a special teams quality control coach in 2021 and 2022. Connors was a UCF team captain in 2017 and 2018.



# THE LAST TIME AN INDIVIDUAL...

## OFFENSE

### 100 YARDS RUSHING

**Nebraska:** Anthony Grant (115), vs. Minnesota (Nov. 5, 2022)  
**Opponent:** Mohamed Ibrahim (128), vs. Minnesota (Nov. 5, 2022)

### 200 YARDS RUSHING

**Nebraska:** Ameer Abdullah (225), vs. Rutgers (Oct. 25, 2014)  
**Opponent:** Braelon Allen (228), at Wisconsin (Nov. 20, 2021)

### 300 YARDS RUSHING

**Nebraska:** Roy Helu Jr. (307), vs. Missouri (Oct. 30, 2010)  
**Opponent:** Melvin Gordon (408), at Wisconsin (Nov. 15, 2014)

### 4 RUSHING TOUCHDOWNS

**Nebraska:** Ameer Abdullah (4), at Northwestern (Oct. 18, 2014)  
**Opponent:** Melvin Gordon (4), at Wisconsin (Nov. 15, 2014)

### MORE THAN 4 RUSHING TOUCHDOWNS

**Nebraska:** Calvin Jones (6), at Kansas (Nov. 9, 1991)  
**Opponent:** Chris Brown (6), at Colorado (Nov. 23, 2001)

### 300 YARDS PASSING

**Nebraska:** Casey Thompson (354), at Purdue (Oct. 15, 2022)  
**Opponent:** Aidan O'Connell (391), at Purdue (Oct. 15, 2022)

### 400 YARDS PASSING

**Nebraska:** Tanner Lee, at Purdue (431), Oct. 28, 2017  
**Opponent:** Kyle Vanstrease (409), Georgia Southern (Sept. 10, 2022)

### 500 YARDS PASSING

**Nebraska:** Joe Ganz (510), vs. Kansas State (Nov. 10, 2007)  
**Opponent:** Tim Rattay (590), Louisiana Tech (Aug. 29, 1998)

### 30 COMPLETIONS

**Nebraska:** Tanner Lee (32), at Purdue (Oct. 28, 2017)  
**Opponent:** Aidan O'Connell (35), at Purdue (Oct. 15, 2022)

### 40 COMPLETIONS

**Nebraska:** Never Happened  
**Opponent:** Clayton Thorson (41), at Northwestern (Oct. 13, 2018)

### 4 PASSING TOUCHDOWNS

**Nebraska:** Ryker Fyfe (4), at Purdue (Oct. 31, 2015)  
**Opponent:** Aidan O'Connell (4), at Purdue (Oct. 15, 2022)

### MORE THAN 4 PASSING TOUCHDOWNS

**Nebraska:** Joe Ganz (7), vs. Kansas St. (Nov. 10, 2007)  
**Opponent:** J.T. Barrett (5), Ohio State, Oct. 14, 2017

### TD PASS BY A NON-QUARTERBACK

**Nebraska:** De'Mornay Pierson-El (WR), at Northwestern (Oct. 18, 2014)  
**Opponent:** Brayden Willis (TE), vs. Oklahoma (Sept. 17, 2022)

### 10 RECEPTIONS

**Nebraska:** Trey Palmer (10), vs. Oklahoma (Sept. 17, 2022)  
**Opponent:** Charlie Jones (12), at Purdue (Oct. 15, 2022)

### 100 RECEIVING YARDS

**Nebraska:** Trey Palmer (237), at Purdue (Oct. 15, 2022)  
**Opponent:** Charlie Jones (132), at Purdue (Oct. 15, 2022)

### 200 RECEIVING YARDS

**Nebraska:** Trey Palmer (237), at Purdue (Oct. 15, 2022)  
**Opponent:** Jaxon Smith-Njigba (240), vs. Ohio State (Nov. 6, 2021)

### 3 RECEIVING TOUCHDOWNS

**Nebraska:** Brandon Kinnie (3), at Oklahoma State (Oct. 23, 2010)  
**Opponent:** Dezmon Briscoe (3), at Kansas (Nov. 3, 2007)

### 500 TOTAL OFFENSE YARDS

**Nebraska:** Joe Ganz (521), at Colorado (Nov. 23, 2007)  
**Opponent:** Tim Rattay (568), Louisiana Tech (Aug. 29, 1998)

## LONG OFFENSIVE PLAYS

### 60-69 YARD RUN

**Nebraska:** Trey Palmer (60), at Purdue (Oct. 15, 2022)  
**Opponent:** Dillon Gabriel (61), vs. Oklahoma (Sept. 17, 2022)

### 70-79 YARD RUN

**Nebraska:** Adrian Martinez (71), vs. Buffalo (Sept. 11, 2021)  
**Opponent:** Braelon Allen (71, TD), at Wisconsin (Nov. 20, 2021)

### 80-89 YARD RUN

**Nebraska:** Xavier Betts (83, TD), vs. Northwestern (Oct. 2, 2021)  
**Opponent:** Jonathan Taylor (88, TD), at Wisconsin (Oct. 6, 2018)

### 90-99 YARD RUN

**Nebraska:** Taylor Martinez (92, TD), at UCLA (Sept. 8, 2012)  
**Opponent:** Eli Roberson (91, TD), Kansas St. (Nov. 16, 2002)

### 60-69 YARD PASS

**Nebraska:** Thompson to Palmer (64), at Purdue (Oct. 15, 2022)  
**Opponent:** Morgan to Autman-Bell (69), Minnesota (Oct. 20, 2018)

### 70-79 YARD PASS

**Nebraska:** Thompson to Palmer (72, TD), at Purdue (Oct. 15, 2022)  
**Opponent:** Stroud to Smith-Njigba (75), vs. Ohio St. (Nov. 6, 2021)

### 80-89 YARD PASS

**Nebraska:** Lee to Morgan Jr. (80, TD), vs. Wisconsin (Oct. 7, 2017)  
**Opponent:** Plummer to Bell (89, TD), at Purdue (Dec. 5, 2020)

### 90-99 YARD PASS

**Nebraska:** Armstrong Jr. to Enunwa (99, TD), vs. Georgia (Jan. 1, 2014)  
**Opponent:** Montez to Nixon (96, TD), at Colorado (Sept. 7, 2019)

## DEFENSE

### 15 TACKLES

**Nebraska:** Luke Reimer (15), vs. Northwestern (Aug. 27, 2022)  
**Opponent:** Jack Campbell (16), vs. Iowa (Nov. 26, 2021)

### 20 TACKLES

**Nebraska:** Lee Kunz (23), at Oklahoma (Nov. 25, 1977)  
**Opponent:** Ryan Greenhagen (31), Fordham (Sept. 4, 2021)\*  
 \*-opponent school record

### 3.0 OR MORE SACKS

**Nebraska:** Randy Gregory (3.0), at Michigan (Nov. 9, 2013)  
**Opponent:** Mustaf Johnson (3.0), at Colorado (Sept. 7, 2019)

### 5 OR MORE TFLs

**Nebraska:** Ciente Evans (5), vs. Northwestern (Nov. 2, 2013)  
**Opponent:** A.J. Epenesa (5), Iowa (Nov. 29, 2019)

### 5 PASS BREAKUPS

**Nebraska:** Dicaprio Bootle (5), at Michigan (Sept. 22, 2018)  
**Opponent:** Never Happened

### 2 INTERCEPTIONS

**Nebraska:** Marques Buford Jr. (2), vs. Georgia Southern (Sept. 10, 2022)  
**Opponent:** Sydney Brown (2), vs. Illinois (Oct. 29, 2022)

### MORE THAN 2 INTERCEPTIONS

**Nebraska:** Matt O'Hanlon (3), vs. Oklahoma (Nov. 7, 2009)  
**Opponent:** Anthony Brown (3), at Purdue (Oct. 31, 2015)

### RETURNED AN INTERCEPTION FOR A TOUCHDOWN

**Nebraska:** Cam Taylor-Britt (38 yds), vs. Iowa (Nov. 29, 2019)  
**Opponent:** Jalen Graham (45 yards), Purdue (Oct. 30, 2021)

### RETURNED A FUMBLE FOR A TOUCHDOWN

**Nebraska:** Deontai Williams (26 yards) vs. Penn State (Nov. 14, 2020)  
**Opponent:** Myles Jackson (0 yards), Indiana (Oct. 1, 2022)



## SPECIAL TEAMS

### PUNT RETURN TOUCHDOWN

**Nebraska:** JD Spielman (76 yds), vs. South Alabama (Aug. 31, 2019)  
**Opponent:** Jayden Reed (62 yards), at Michigan State (Sept. 25, 2021)

### KICKOFF RETURN TOUCHDOWN

**Nebraska:** JD Spielman (99 yds), vs. Arkansas St. (Sept. 2, 2017)  
**Opponent:** Stephen Bracey (91 yards), at Wisconsin (Nov. 20, 2021)

### BLOCKED PUNT

**Nebraska:** Phalen Sanford (1), at Purdue (Oct. 15, 2022)  
**Opponent:** Max Melton (1), vs. Rutgers (Oct. 7, 2022)

### BLOCKED PUNT RETURNED FOR TOUCHDOWN

**Nebraska:** Malcolm Hartzog (30 yards), vs. Indiana (Oct. 1, 2022)  
**Opponent:** Kyle Fisher (14 yds), vs. Iowa (Nov. 26, 2021)

## THE LAST TIME A TEAM...

### OFFENSE

#### 300 YARDS RUSHING

**Nebraska:** vs. Northwestern, Oct. 2, 2021 (427)  
**Opponent:** vs. Oklahoma, Sept. 17, 2022 (312)

#### 400 YARDS RUSHING

**Nebraska:** vs. Northwestern, Oct. 2, 2021 (427)  
**Opponent:** at Minnesota, Nov. 11, 2017 (409)

#### 500 YARDS RUSHING

**Nebraska:** at Baylor, Oct. 13, 2001 (641)  
**Opponent:** at Wisconsin, Nov. 15, 2014 (581)

#### 300 YARDS PASSING

**Nebraska:** at Purdue, Oct. 15, 2022 (354)  
**Opponent:** at Purdue, Oct. 15, 2022 (391)

#### 400 YARDS PASSING

**Nebraska:** at Wisconsin, Oct. 6, 2018 (407)  
**Opponent:** vs. Georgia Southern, Sept. 10, 2022 (409)

#### 500 YARDS PASSING

**Nebraska:** vs. Kansas State, Nov. 10, 2007 (519)  
**Opponent:** Louisiana Tech, Aug. 29, 1998 (590)

#### 600 YARDS OF OFFENSE

**Nebraska:** vs. Northwestern, Oct. 2, 2021 (657)  
**Opponent:** at Purdue, Oct. 15, 2022 (606)

#### 700 YARDS OF OFFENSE

**Nebraska:** vs. Florida Atlantic, Aug. 30, 2014 (784 yards)  
**Opponent:** Never accomplished

#### 50 POINTS

**Nebraska:** vs. Northwestern, Oct. 2, 2021 (Nebraska won, 56-7)  
**Opponent:** Ohio State, Oct. 24, 2020 (Ohio State won 52-17)

#### 60 POINTS

**Nebraska:** vs. Idaho State, Sept. 22, 2012 (Nebraska won, 73-7)  
**Opponent:** at Ohio State, Nov. 5, 2016 (Ohio State won 62-3)

#### TWO 100-YARD RUSHERS

**Nebraska:** at Rutgers, Dec. 18, 2020 (Mills, Martinez)  
**Opponent:** Illinois, Nov. 21, 2020 (Epstein, Brown)

#### THREE 100-YARD RUSHERS

**Nebraska:** vs. Minnesota, Oct. 20, 2018 (Ozigbo, Martinez, Washington)  
**Opponent:** Wisconsin, Dec. 1, 2012 (Gordon, Ball, White)

#### TWO 100-YARD RECEIVERS

**Nebraska:** at Wisconsin, Nov. 20, 2021 (Allen, Toure)  
**Opponent:** Ohio State, Oct. 24, 2020 (Wilson, Olave)

### BLOCKED PUNT FOR A SAFETY

**Nebraska:** Marquel Dismuke (1) vs. Illinois (Nov. 10, 2018)  
**Opponent:** Keandre Jones (1), Ohio St. (Nov. 3, 2018)

### BLOCKED FIELD GOAL

**Nebraska:** Cam Taylor-Britt (1), at Michigan State (Sept. 25, 2021)  
**Opponent:** Jalen McKie (1) & Antonio Jones-Davis (1), No. Ill. (Sept. 14, 2019)

### BLOCKED FG RETURNED FOR TOUCHDOWN

**Nebraska:** Nathan Gerry (85 yds) vs. Minnesota (Nov. 22, 2014)  
**Opponent:** Never Happened

### DEFENSE

#### POSTED A SHUTOUT

**Nebraska:** vs. Arizona, Dec. 30, 2009 (33-0)  
**Opponent:** Arizona State, Sept. 21, 1996 (19-0)

#### RECORDED A DEFENSIVE SAFETY

**Nebraska:** vs. Arizona, Dec. 30, 2009 (33-0)  
**Opponent:** Minnesota, Oct. 16, 2021 (23-30)

#### 2 DEFENSIVE TOUCHDOWNS

**Nebraska:** vs. South Alabama, Aug. 31, 2019 (1 IR, 1 fumble return)  
**Opponent:** Northern Illinois, Sept. 16, 2017 (2 interception returns)

#### 4 INTERCEPTIONS

**Nebraska:** vs. Wyoming, Sept. 10, 2016 (5)  
**Opponent:** Purdue, Oct. 30, 2021 (4)

#### 15 TFLs

**Nebraska:** at Michigan, Nov. 9, 2013 (16)  
**Opponent:** vs. Oklahoma, Dec. 4, 2010 (17)

#### 7 OR MORE SACKS

**Nebraska:** vs. Colorado, Sept. 8, 2018 (7)  
**Opponent:** at Michigan State, Sept. 25, 2021 (7)

#### 15 PASS BREAKUPS

**Nebraska:** Kansas, Oct. 2, 2004 (17)  
**Opponent:** Never Happened

## MISCELLANEOUS

### SAFETY OF ANY KIND

**Nebraska:** Blocked Punt vs. Illinois (Nov. 10, 2018)  
**Opponent:** Sack in End Zone by Minnesota (Oct. 16, 2021)

### WAS NOT PENALIZED

**Nebraska:** vs. Maine, Sept. 3, 2005  
**Opponent:** Iowa, Sept. 4, 1999

### OVERCAME A HALFTIME DEFICIT TO WIN

**Nebraska:** at Rutgers, Oct. 7, 2022 (trailed, 13-0, won 14-13)  
**Opponent:** Minnesota, Nov. 5, 2022 (trailed, 10-0, won 20-13)

### WON WHEN TRAILING AFTER 3 QUARTERS

**Nebraska:** at Rutgers, Oct. 7, 2022 (trailed 13-7, won 14-13)  
**Opponent:** Northwestern, Aug. 27, 2022 (trailed 28-24, won 31-28)

### OVERTIME GAME

at Michigan State, Sept. 25, 2021 (Michigan State won, 23-20)

### NEBRASKA OVERTIME WIN

at Iowa, Nov. 28, 2014 (Nebraska won 37-34)

# NUMERICAL ROSTER

NO.	NAME	POS.
0	Jake Appleget	EDGE
0	Jaquez Yant	RB
1	Marques Buford Jr.	DB
1	Decoldest Crawford	WR
2	Tommi Hill	WR
2	Caleb Tannor	EDGE
3	Cooper Hausmann	QB
3	Trey Palmer	WR
4	Alante Brown	WR
5	Omar Manning	WR
5	Eteva Mauga-Clements	LB
6	Quinton Newsome	DB
6	Chubba Purdy	QB
7	Tamon Lynum	DB
7	Mikey Pauley	QB
7	Marcus Washington	WR
8	Myles Farmer	DB
8	Logan Smothers	QB
9	Ajay Allen	RB
9	DeShon Singleton	DB
10	Jimari Butler	EDGE
10	Anthony Grant	RB
10	Heinrich Haarberg	QB
11	Braxton Clark	DB
11	Casey Thompson	QB
12	Janiran Bonner	WR
12	Omar Brown	NICK
13	Kamonte Grimes	WR
13	Malcolm Hartzog	DB
14	Mikai Gbayor	LB
14	Rahmir Johnson	RB
15	Ernest Hausmann	LB
15	Richard Torres	QB
16	Jarrett Synek	QB
16	Zach Weinmaster	WR
17	Ty Hahn	WR
17	Tyreke Johnson	DB
17	Jalil Martin	DB
18	Jaeden Gould	DB
18	Matt Masker	QB
18	Gage Stenger	NICK
19	Seth Malcom	LB
19	Barron Miles Jr.	WR
19	Kaine Williams	DB
21	Emmett Johnson	RB
21	Noa Pola-Gates	DB
22	Gabe Ervin Jr.	RB
23	Isaac Gifford	NICK
24	Brandon Moore	DB
24	Thomas Fidone II	TE
24	Charlie Weinrich	PK
25	Javier Morton	DB
26	Koby Bretz	DB
26	Roman Mangini	WR
28	Luke Reimer	LB
28	Matthew Schuster	RB
29	Ashton Hausmann	DB
29	Cooper Jewett	RB
30	Randolph Kpai	LB
31	Chris Kolarevic	LB
32	Brody Belt	WR
32	Ochaun Mathis	EDGE
33	Javin Wright	NICK
34	Simon Otte	EDGE
34	Beau Psencik	RB
35	Derek Branch	DB
35	John Bullock	NICK
35	Trevin Luben	RB
36	Blake Closman	DB
36	Chase Contreras	PK
36	Taveon Thompson	WR
37	Isaiah Harris	RB
37	Phalen Sanford	DB
38	Timmy Bleekrode	PK
40	Darius Moore	DB

# 2022 NEBRASKA FOOTBALL ROSTER

NO.	NAME	POS.	HT.	WT.	YR.	HOMETOWN (HIGH SCHOOL/COLLEGE)
9	Allen, Ajay	RB	5-11	185	Fr.	Monroe, La. (Neville)
47	Androff, Chase	TE	6-6	235	Fr.	Lakeville, Minn. (South)
77	Anthony, Hunter	OL	6-6	325	Jr.	Tuttle, Okla. (Tuttle/Oklahoma State)
0	Appleget, Jake	EDGE	6-4	220	Fr.	Lincoln, Neb. (Southeast)
53	Archer, Jake	LB	6-1	200	Jr.	Omaha, Neb. (Skutt Catholic)
73	Bando, Broc	OL	6-5	295	Sr.	Lincoln, Neb. (IMG Academy)
74	Banks, Brant	OL	6-8	300	So.	Houston, Texas (Westbury Christian)
32	Belt, Brody	WR	5-9	185	Jr.	Omaha, Neb. (Millard West)
54	Benhart, Bryce	OL	6-9	315	So.	Lakeville, Minn. (Lakeville North)
96	Black, Marquis	DL	6-3	300	RFr.	McDonough, Ga. (Eagle's Landing Christian Academy)
38	Bleekrode, Timmy	PK	5-8	185	So.	Atlanta, Ga. (Marist/Furman)
58	Boerkircher, Ian	OL	6-6	285	Jr.	Aurora, Neb. (Aurora/Nebraska-Kearney)
49	Boerkircher, Nate	TE	6-5	230	RFr.	Aurora, Neb. (Aurora)
12	Bonner, Janiran	WR	6-3	200	Fr.	Ellenwood, Ga. (Cedar Grove)
43	Booker III, Michael	DB	6-1	195	RFr.	Grand Prairie, Texas (South Grand Prairie)
35	Branch, Derek	DB	5-11	180	RFr.	Lincoln, Neb. (Southeast)
26	Bretz, Koby	DB	6-2	210	RFr.	Omaha, Neb. (Westside)
82	Brewington, Chancellor	TE	6-3	220	Sr.	Chandler, Ariz. (Hamilton/Northern Arizona)
4	Brown, Alante	WR	5-11	190	So.	Chicago, Ill. (Simeon/St. Thomas More [Conn.] Prep)
1	Brown, Elliott	WR	6-1	175	RFr.	Omaha, Neb. (Elkhorn South)
12	Brown, Omar	NICK	6-1	195	Jr.	Minneapolis, Minn. (North/Northern Iowa)
63	Buckley, Ru'Quan	DL	6-6	290	RFr.	Wyoming, Mich. (Godwin Heights)
46	Buda, Grant	NICK	6-0	205	RFr.	Lincoln, Neb. (Southwest)
1	Buford Jr., Marques	DB	5-11	190	So.	DeSoto, Texas (Trinity Christian/St. Thomas More [Conn.] Prep)
84	Bullock, Alex	WR	6-2	195	RFr.	Omaha, Neb. (Creighton Prep)
35	Bullock, John	NICK	6-0	210	So.	Omaha, Neb. (Creighton Prep)
95	Buschini, Brian	P	6-1	225	So.	Helena, Mont. (Capital/Montana)
10	Butler, Jimari	EDGE	6-5	245	RFr.	Mobile, Ala. (Murphy)
81	Carnie, James	TE	6-5	225	RFr.	Roca, Neb. (Norris)
11	Clark, Braxton	DB	6-4	195	Jr.	Orlando, Fla. (Dr. Phillips)
36	Closman, Blake	DB	5-10	175	RFr.	Elkhorn, Neb. (Millard North)
79	Conn, Alex	OL	6-6	310	RFr.	Derby, Kan. (Derby)
36	Contreras, Chase	PK	6-1	185	Jr.	Missouri Valley, Iowa (Missouri Valley/Iowa Western CC)
69	Corcoran, Turner	OL	6-6	300	So.	Lawrence, Kan. (Free State)
1	Crawford, Decoldest	WR	6-0	180	Fr.	Shreveport, La. (Green Oaks)
95	Detlefsen, Grant	P	6-3	220	So.	Lincoln, Neb. (Southeast)
91	Drew, Devin	DL	6-2	280	Sr.	Kansas City, Mo. (Raytown Senior/Iowa Western CC/Texas Tech)
22	Ervin Jr., Gabe	RB	6-0	215	RFr.	Buford, Ga. (Buford)
51	Evans-Jenkins, Justin	OL	6-1	290	Fr.	East Orange, N.J. (Irvington)
8	Farmer, Myles	DB	6-3	200	So.	Atlanta, Ga. (Westlake)
82	Feist, Colton	DL	6-2	275	Jr.	Yutan, Neb. (Yutan)
24	Fidone II, Thomas	TE	6-6	235	RFr.	Council Bluffs, Iowa (Lewis Central)
92	Franke, Brendan	PK	6-1	240	So.	Gretna, Neb. (Gretna/Morningside)
14	Gbayor, Mikai	LB	6-2	220	RFr.	Irvington, N.J. (Irvington)
23	Gifford, Isaac	NICK	6-1	200	So.	Lincoln, Neb. (Southeast)
46	Goodwin, John	TE	6-3	235	So.	Lincoln, Neb. (Lincoln High)
18	Gould, Jaeden	DB	6-2	200	Fr.	Somerset, N.J. (Bergen Catholic)
10	Grant, Anthony	RB	5-11	200	Jr.	Buford, Ga. (Buford/Florida State/New Mexico Military Institute)
13	Grimes, Kamonte	WR	6-3	200	RFr.	Naples, Fla. (Palmetto Ridge)
97	Gunnerson, Blaise	EDGE	6-6	250	RFr.	Carroll, Iowa (Kuemper Catholic)
10	Haarberg, Heinrich	QB	6-5	210	RFr.	Kearney, Neb. (Catholic)
17	Hahn, Ty	WR	6-2	195	RFr.	Johnson, Neb. (Johnson-Brock)
80	Hardy II, Shawn	WR	6-3	190	RFr.	Kingsland, Ga. (Camden County)
37	Harris, Isaiah	RB	5-8	185	RFr.	Omaha, Neb. (Millard South)
13	Hartzog, Malcolm	DB	5-9	170	Fr.	Silver Creek, Miss. (Jefferson Davis County)
29	Hausmann, Ashton	DB	5-11	210	RFr.	Roca, Neb. (Norris)
3	Hausmann, Cooper	QB	5-10	180	Fr.	Roca, Neb. (Norris)
15	Hausmann, Ernest	LB	6-2	220	Fr.	Columbus, Neb. (Columbus)
93	Heins, Gabe	PK	6-0	180	So.	Kearney, Neb. (Kearney)
42	Henrich, Nick	LB	6-3	225	So.	Omaha, Neb. (Burke)
80	Herbek, Jacob	DL	6-5	260	So.	Grand Island, Neb. (Central Catholic)
87	Hickman, Chris	TE	6-5	215	So.	Omaha, Neb. (Burke)
2	Hill, Tommi	WR	6-0	200	So.	Orlando, Fla. (Edgewater/Arizona State)
75	Hixson, Trent	OL	6-4	305	Sr.	Omaha, Neb. (Skutt Catholic)
90	Hohl, Jacob	P	6-2	215	So.	Lincoln, Neb. (Southwest/Nebraska Wesleyan)
50	Hoskinson, Sam	OL	6-1	240	RFr.	Omaha, Neb. (Elkhorn South)
72	Hutmacher, Nash	DL	6-4	330	So.	Oacoma, S.D. (Chamberlain)
29	Jewett, Cooper	RB	5-10	180	So.	Omaha, Neb. (Elkhorn South)
21	Johnson, Emmett	RB	5-11	190	Fr.	Minneapolis, Minn. (Academy of Holy Angels)
14	Johnson, Rahmir	RB	5-10	185	So.	Oradell, N.J. (Bergen Catholic)
17	Johnson, Tyreke	DB	6-1	180	Jr.	Jacksonville, Fla. (Trinity Christian Academy/Ohio State)
88	Jones Jr., Victor	WR	6-1	195	Fr.	Orlando, Fla. (Olympia)
51	Klover, Braden	EDGE	6-2	225	RFr.	Wymore, Neb. (Southern)
31	Kolarevic, Chris	LB	6-1	225	Sr.	Traverse City, Mich. (Saint Francis/Northern Iowa)
30	Kpai, Randolph	LB	6-3	205	RFr.	Sioux Falls, S.D. (Washington)
85	Liewer, Wyatt	WR	6-4	190	Jr.	O'Neill, Neb. (O'Neill)
41	Lilienkamp, Christian	DB	6-0	200	RFr.	Bellevue, Neb. (Bellevue West)
99	Lindenmeyer, Luke	TE	6-4	250	Fr.	La Vista, Neb. (Papillion-La Vista)
35	Luben, Trevin	RB	5-11	195	RFr.	Wahoo, Neb. (Wahoo)
59	Lutovsky, Henry	OL	6-6	310	RFr.	Crawfordsville, Iowa (Mount Pleasant)
77	Lynn, Michael	OL	6-6	295	So.	Greenwood Village, Colo. (Cherry Creek)
7	Lynum, Tamon	DB	6-2	180	RFr.	Orlando, Fla. (Evans)
19	Malcom, Seth	LB	6-4	215	RFr.	Tabor, Iowa (Fremont-Mills)
67	Mancino, Joey	OL	6-3	280	RFr.	Holmdel, N.J. (Holmdel)
26	Mangini, Roman	WR	5-9	150	Fr.	Mesa, Ariz. (Desert Ridge)

5	Manning, Omar	WR	6-4	225	Sr.	Lancaster, Texas (Lancaster/TCU/Kilgore College)
17	Martin, Jailil	DB	6-2	165	Fr.	Chicago, Ill. (Kenwood Academy)
89	Martin, Oliver	WR	6-1	200	Sr.	Coralville, Iowa (Iowa City West/Michigan/Iowa)
18	Masker, Matt	QB	6-2	220	Jr.	Kearney, Neb. (Kearney Catholic)
32	Mathis, Ochaun	EDGE	6-5	260	Jr.	Manor, Texas (Manor/TCU)
5	Mauga-Clements, Eteva	LB	6-1	220	Sr.	Pleasant Hill, Calif. (College Park/Diablo Valley CC)
70	Menning, Keegan	OL	6-6	325	RFr.	Fremont, Neb. (Fremont)
48	Meyersick, Evan	TE	6-5	195	RFr.	Omaha, Neb. (Millard West)
19	Miles Jr., Barron	WR	5-10	180	RFr.	Montreal, Quebec, Canada (Chandler [Ariz.])
45	Miller, Blake	DB	6-1	195	Fr.	Nebraska City, Neb. (Lourdes Central Catholic)
66	Miller, Ezra	OL	6-6	310	So.	Holstein, Iowa (Ridge View/Iowa)
24	Moore, Brandon	DB	6-0	190	Sr.	Sanford, Fla. (Seminole/UCF/Florida State)
40	Moore, Darius	DB	6-1	185	Sr.	Tiffin, Iowa (Clear Creek Amana/Iowa Western CC)
25	Morton, Javier	DB	6-2	195	So.	Atlanta, Ga. (Stephenson/Garden City [Kan.] CC)
53	Moses, Riley	OL	6-2	290	So.	Fairmont, Neb. (Fillmore Central)
44	Nelson, Garrett	EDGE	6-4	245	Jr.	Scottsbluff, Neb. (Scottsbluff)
52	Newsom, Mosai	DL	6-5	285	So.	Waverly, Iowa (Waverly-Shell Rock)
6	Newsome, Quinton	DB	6-1	180	Jr.	Suwanee, Ga. (North Gwinnett)
63	Nouili, Nouredin	OL	6-4	315	Jr.	Frankfurt, Germany (Norris/Colorado State)
34	Otte, Simon	EDGE	6-2	205	Jr.	York, Neb. (York)
3	Palmer, Trey	WR	6-1	190	Jr.	Kentwood, La. (Kentwood/LSU)
79	Pankratz, Spencer	PK	6-1	200	RFr.	Highlands Ranch, Colo. (Valor Christian/Furman)
61	Parrott, Dylan	OL	6-5	340	Fr.	Eldridge, Iowa (North Scott)
7	Pauley, Mikey	QB	6-3	195	Fr.	Overland Park, Kan. (Blue Valley Northwest)
91	Pieper, Cameron	LS	6-4	250	Jr.	Lincoln, Neb. (Southwest)
57	Piper, Ethan	OL	6-2	295	So.	Norfolk, Neb. (Norfolk Catholic)
21	Pola-Gates, Noa	DB	6-0	180	So.	Gilbert, Ariz. (Williams Field)
65	Prochazka, Teddy	OL	6-10	320	So.	Elkhorn, Neb. (South)
34	Psencik, Beau	RB	6-0	200	RFr.	Houston, Texas (Lutheran South Academy)
6	Purdy, Chubba	QB	6-2	210	RFr.	Queen Creek, Ariz. (Perry/Florida State)
28	Reimer, Luke	LB	6-1	225	Jr.	Lincoln, Neb. (North Star)
45	Robinson, Truitt	WR	6-0	185	RFr.	Gilbert, Ariz. (Higley)
99	Robinson, Ty	DL	6-6	310	So.	Gilbert, Ariz. (Higley)
86	Rollins, AJ	TE	6-6	220	RFr.	Omaha, Neb. (Creighton Prep)
37	Sanford, Phalen	DB	5-11	200	Jr.	Benkelman, Neb. (Dundy County-Stratton/Hastings College)
76	Schaller, Beau	OL	6-2	270	RFr.	Waukee, Iowa (Waukee)
54	Schommer, Ryan	EDGE	6-5	260	Jr.	Norfolk, Neb. (Norfolk)
28	Schuster, Matthew	RB	5-10	190	RFr.	Cozad, Neb. (Cozad/Ashland-Greenwood)
76	Simonson, Eli	OL	6-6	295	RFr.	Fremont, Neb. (Archbishop Bergan)
9	Singleton, DeShon	DB	6-3	205	So.	Amite, La. (St. Helena/Hutchinson [Kan.] CC)
8	Smothers, Logan	QB	6-2	190	So.	Muscle Shoals, Ala. (Muscle Shoals)
41	Snodgrass, Garrett	LB	6-3	220	So.	York, Neb. (York)
62	Stafursky, Noah	OL	6-4	325	So.	York, Neb. (York)
18	Stenger, Gage	NICK	6-2	190	Fr.	Omaha, Neb. (Millard South)
16	Synek, Jarrett	QB	6-0	200	RFr.	Hastings, Neb. (Hastings)
87	Tagalao, Brodie	TE	6-3	260	Fr.	Pittsburg, Calif. (De La Salle)
56	Tagge, Grant	LB	6-1	200	So.	Omaha, Neb. (Westside)
2	Tannor, Caleb	EDGE	6-3	220	Sr.	Stone Mountain, Ga. (Miller Grove)
11	Thompson, Casey	QB	6-0	195	Jr.	Oklahoma City, Okla. (Newcastle/Texas)
36	Thompson, Taveon	WR	6-4	205	RFr.	Lincoln, Neb. (Southeast)
15	Torres, Richard	QB	6-4	215	Fr.	San Antonio, Texas (Southside)
83	Vokolek, Travis	TE	6-7	260	Sr.	Springfield, Mo. (Kickapoo/Rutgers)
7	Washington, Marcus	WR	6-2	190	Jr.	St. Louis, Mo. (Trinity Catholic/Texas)
55	Weas, Brady	LS	6-2	250	Sr.	Whitefish Bay, Wis. (Whitefish Bay/Georgetown)
50	Weaver, Jailen	DL	6-8	345	RFr.	Antioch, Calif. (Antioch)
16	Weinmaster, Zach	WR	5-10	180	So.	Loveland, Colo. (Loveland)
24	Weinrich, Charlie	PK	5-11	200	Fr.	Leawood, Kan. (Blue Valley)
19	Williams, Kaine	DB	6-2	200	RFr.	Marrero, La. (John Ehret/Alabama)
78	Williams Jr., Kevin	OL	6-5	325	Sr.	Omaha, Neb. (North/Northern Colorado)
96	Witucki, Camden	LS	6-2	225	RFr.	Grand Blanc, Mich. (Grand Blanc Community)
33	Wright, Javin	NICK	6-5	215	So.	Chandler, Ariz. (Hamilton)
90	Wynn Jr., Stephon	DL	6-3	305	Jr.	Anderson, S.C. (IMG [Fla.] Academy/Alabama)
0	Yant, Jaquez	RB	6-2	235	So.	Tallahassee, Fla. (Amos P. Godby)
44	Young, Aiden	RB	5-9	175	RFr.	Omaha, Neb. (Elkhorn)

## NUMERICAL ROSTER

41	Elliott Brown	WR
41	Christian Lilienkamp	DB
41	Garrett Snodgrass	LB
42	Nick Henrich	LB
43	Michael Booker III	DB
44	Garrett Nelson	EDGE
44	Aiden Young	RB
45	Blake Miller	DB
45	Truitt Robinson	WR
46	Grant Buda	NICK
46	John Goodwin	TE
47	Chase Androff	TE
48	Evan Meyersick	TE
49	Nate Boerkircher	TE
50	Sam Hoskinson	OL
50	Jailen Weaver	DL
51	Justin Evans-Jenkins	OL
51	Braden Klover	EDGE
52	Mosai Newsom	DL
53	Jake Archer	LB
53	Riley Moses	OL
54	Bryce Benhart	OL
54	Ryan Schommer	EDGE
55	Brady Weas	LS
56	Grant Tagge	LB
57	Ethan Piper	OL
58	Ian Boerkircher	OL
59	Henry Lutovsky	OL
61	Dylan Parrott	OL
62	Noah Stafursky	OL
63	Ru'Quan Buckley	DL
63	Nouredin Nouili	OL
65	Teddy Prochazka	OL
66	Ezra Miller	OL
67	Joey Mancino	OL
69	Turner Corcoran	OL
70	Keegan Menning	OL
72	Nash Hutmacher	DL
73	Broc Bando	OL
74	Brant Banks	OL
75	Trent Hixson	OL
76	Beau Schaller	OL
76	Eli Simonson	OL
77	Hunter Anthony	OL
77	Michael Lynn	OL
78	Kevin Williams Jr.	OL
79	Alex Conn	OL
79	Spencer Pankratz	PK
80	Shawn Hardy II	WR
80	Jacob Herbek	DL
81	James Carnie	TE
82	Chancellor Brewington	TE
82	Colton Feist	DL
83	Travis Vokolek	TE
84	Alex Bullock	WR
85	Wyatt Liewer	WR
86	AJ Rollins	TE
87	Chris Hickman	TE
87	Brodie Tagalao	TE
88	Victor Jones Jr.	WR
89	Oliver Martin	WR
90	Jacob Hohl	P
90	Stephon Wynn Jr.	DL
91	Devin Drew	DL
91	Cameron Pieper	LS
92	Brendan Franke	PK
93	Gabe Heins	PK
95	Brian Buschini	P
95	Grant Detlefsen	P
96	Marquis Black	DL
96	Camden Witucki	LS
97	Blaise Gunnerson	EDGE
99	Luke Lindenmeyer	TE
99	Ty Robinson	DL

## PRONUNCIATION GUIDE

Marquis Black..... marr-KEESE  
 Ian/Nate Boerkircher..... BORE-kurr-churr  
 Janiran Bonner..... juh-NIGH-run  
 Ru'Quan Buckley..... ROO-kwan  
 Marques Buford Jr. .... marr-KEESE  
 Brian Buschini ..... boo-SHEEN-ee  
 Jimari Butler..... jih-MAR-ee  
 Blake Closman ..... CLOSS-mun  
 Colton Feist..... FEAST  
 Thomas Fidone II ..... fuh-DOAN-ee  
 Brendan Franke..... frank-EE  
 Mikai Gbayer..... BAY-er  
 Jaeden Gould..... GHOU-d (like "ghoul")  
 Kamonte Grimes..... kuh-MON-tay  
 Heinrich Haarberg ..... HINE-rick HARR-burg  
 Ashton/Cooper/Ernest Hausmann .....HOUSE-munn  
 Nick Henrich..... HEN-ritch  
 Jacob Hohl..... HOLE  
 Nash Hutmacher..... HUT-make-urr  
 Chris Kolarevic..... kuh-LAR-vick

Randolph Kpai ..... kuh-PIE  
 Wyatt Liewer..... LEE-vurr  
 Henry Lutovsky ..... loo-TOV-skee  
 Tamon Lynum..... tuh-MAWN  
 Ochaun Mathis..... OH-shawn  
 Eteva Mauga-Clements.... eh-TEE-vuh MAW-guh  
 Mosai Newsom ..... mo-SIGH  
 Simon Otte..... OAT-ee  
 Cameron Pieper..... PIPE-urr  
 Teddy Prochazka..... pro-HAH-skuh  
 Luke Reimer ..... RHYME-urr  
 Beau Schaller ..... SHALL-urr  
 Ryan Schommer..... SHOW-murr  
 DeShon Singleton..... dee-SHAWN  
 Jarrett Synek..... SIN-ick  
 Travis Vokolek ..... VOKE-oh-leck  
 Brady Weas..... WEESE  
 Charlie Weinrich..... WINE-rick  
 Jaquez Yant..... jah-KWEZZ YANT



## CAREER STARTS - OFFENSE

PLAYER	'17	'18	'19	'20	'21	'22	ALL
Benhart	-	-	-	8	10	8	26
Vokolek	2	7	0	4	3	7	23
Hixson	-	-	12	0	2	9	23
Corcoran	-	-	-	1	11	9	21
Ke. Williams	0	8~	9~	0	2~	1	20
Brewington	9*	10*	0	0	0	0	19
Thompson	-	0	0	0	10+	8	18
Washington	-	-	1+	0	7+	7	15
Piper	-	-	0	7	3	5	15
Noili	-	-	-	7!	7	0	14
Palmer	-	-	0	0	5^	8	13
Martin	-	1\$	0	4	3	1	9
A. Brown	-	-	-	1	0	8	9
Grant	-	0	-	-	-	9	9
Johnson	-	-	0	0	7	0	7
Manning	-	-	-	0	7	0	7
Bando	0	0	0	0	0	7	7
Anthony	-	0	4@	1@	0	1	6
Hill	-	-	-	-	0	5	5
Liewer	-	0	0	0	4	1	5
Prochazka	-	-	-	-	2	3	5
Boerkircher	-	-	0	0	0	3	3
Ervin Jr.	-	-	-	-	2	0	2
Lutovsky	-	-	-	0	0	2	2
Purdy	-	-	-	1&	0	1	2
Banks	-	-	0	0	1	0	1
Belt	-	0	0	0	1	0	1
Smothers	-	-	-	0	1	0	1
Yant	-	-	-	0	1	0	1

\*at FCS Northern Arizona; ~at FCS Northern Colo.;

!at Colorado State; +at Texas; \$at Michigan;

#at New Mexico State; @at Oklahoma State;

^at LSU; &at Florida State

## CAREER STARTS - DEFENSE

PLAYER	'18	'19	'20	'21	'22	ALL
Mathis	0	12!	10!	12!	0	34
Tannor	0	5	5	12	9	31
Nelson	-	0	8	12	9	29
O. Brown	-	15*	7*	7*	0	29
Reimer	-	0	5	12	8	25
Newsome	-	0	1	12	9	22
Robinson	-	0	7	4	9	20
Henrich	-	0	1	12	5	18
Kolarevic	-	6*	9*	0	0	15
Farmer	-	0	1	4	9	14
Drew	-	-	1#	11#	0	12
Feist	0	0	0	0	9	9
Buford Jr.	-	-	-	0	9	9
Gifford	-	-	0	0	8	8
Hartzog	-	-	-	-	5	5
Hausmann	-	-	-	-	4	4
M.-Clements	-	-	0	0	1	1
Clark	0	1	0	0	0	1
Hutmacher	-	-	0	0	1	1

!at TCU; \*at FCS Northern Iowa; #at Texas Tech

## CAREER STARTS - SPECIAL TEAMS

PLAYER	'18	'19	'20	'21	'22	ALL
Bleekrode	-	0	7*	11*	9	27
Buschini	-	0	2#	13#	9	24
Contreras	-	-	0	4	0	4

\*at Furman; #at Montana

## CONSECUTIVE STARTS (MIN. 15)

PLAYER, POSITION	STARTS
Garrett Nelson, Edge	29
Caleb Tannor, Edge	24
Quinton Newsome, Cornerback	21
Turner Corcoran, Offensive Line	20

## OFFENSIVE DEPTH CHART

WR	3	Trey Palmer	6-1	190	Jr.	Kentwood, La.
	32	Brody Belt	5-9	185	Jr.	Omaha, Neb.
	-OR- 14	Rahmir Johnson	5-10	185	So.	Oradell, N.J.
LT	69	Turner Corcoran	6-6	300	So.	Lawrence, Kan.
	74	Brant Banks	6-8	300	So.	Houston, Texas
LG	57	Ethan Piper	6-2	295	So.	Norfolk, Neb.
	74	Brant Banks	6-8	300	So.	Houston, Texas
C	75	Trent Hixson	6-4	305	Sr.	Omaha, Neb.
	57	Ethan Piper	6-2	295	So.	Norfolk, Neb.
RG	73	Broc Bando	6-5	295	Sr.	Lincoln, Neb.
	-OR- 59	Henry Lutovsky	6-6	310	RFr.	Crawfordsville, Iowa
RT	54	Bryce Benhart	6-9	315	So.	Lakeville, Minn.
	-OR- 77	Hunter Anthony	6-6	325	Jr.	Tuttle, Okla.
TE	83	Travis Vokolek	6-7	260	Sr.	Springfield, Mo.
	49	Nate Boerkircher	6-5	230	RFr.	Aurora, Neb.
	82	Chancellor Brewington	6-3	220	Sr.	Chandler, Ariz.
	86	AJ Rollins	6-6	220	RFr.	Omaha, Neb.
WR	7	Marcus Washington	6-2	190	Jr.	St. Louis, Mo.
	89	Oliver Martin	6-1	200	Sr.	Coralville, Iowa
	5	Omar Manning	6-4	225	Sr.	Lancaster, Texas
WR	4	Alante Brown	5-11	190	So.	Chicago, Ill.
	85	Wyatt Liewer	6-4	190	Jr.	O'Neill, Neb.
	2	Tommi Hill	6-0	200	So.	Orlando, Fla.
QB	11	Casey Thompson	6-0	195	Jr.	Oklahoma City, Okla.
	6	Chubba Purdy	6-2	210	RFr.	Queen Creek, Ariz.
	-OR- 8	Logan Smothers	6-2	190	So.	Muscle Shoals, Ala.
RB	10	Anthony Grant	5-11	200	Jr.	Buford, Ga.
	0	Jaquez Yant	6-2	235	So.	Tallahassee, Fla.
	-OR- 14	Rahmir Johnson	5-10	185	So.	Oradell, N.J.
	-OR- 22	Gabe Ervin Jr.	6-0	215	RFr.	Buford, Ga.

## DEFENSIVE DEPTH CHART

EDGE	44	Garrett Nelson	6-4	245	Jr.	Scottsbluff, Neb.
	97	Blaise Gunnerson	6-6	250	RFr.	Carroll, Iowa
DT	99	Ty Robinson	6-6	310	So.	Gilbert, Ariz.
	91	Devin Drew	6-2	280	Sr.	Kansas City, Mo.
	-OR- 72	Nash Hutmacher	6-4	330	So.	Oacoma, S.D.
DT	82	Colton Feist	6-2	275	Jr.	Yutan, Neb.
	90	Stephon Wynn Jr.	6-3	305	Jr.	Anderson, S.C.
EDGE	32	Ochaun Mathis	6-5	260	Jr.	Manor, Texas
	10	Jimari Butler	6-5	245	RFr.	Mobile, Ala.
SLB	2	Caleb Tannor	6-3	220	Sr.	Stone Mountain, Ga.
LB	28	Luke Reimer	6-1	225	Jr.	Lincoln, Neb.
	5	Eteva Mauga-Clements	6-1	220	Sr.	Pleasant Hill, Calif.
LB	15	Ernest Hausmann	6-2	220	Fr.	Columbus, Neb.
	-OR- 31	Chris Kolarevic	6-1	225	Sr.	Traverse City, Mich.
NICK	23	Isaac Gifford	6-1	200	So.	Lincoln, Neb.
	12	Omar Brown	6-1	195	Jr.	Minneapolis, Minn.
	33	Javin Wright	6-5	215	So.	Chandler, Ariz.
CB	6	Quinton Newsome	6-1	180	Jr.	Suwanee, Ga.
	24	Brandon Moore	6-0	190	Sr.	Sanford, Fla.
CB	13	Malcolm Hartzog	5-9	170	Fr.	Silver Creek, Miss.
	11	Braxton Clark	6-4	195	Jr.	Orlando, Fla.
S	1	Marques Buford Jr.	5-11	190	So.	DeSoto, Texas
	37	Phalen Sanford	5-11	200	Jr.	Benkelman, Neb.
	- 21	Noa Pola-Gates	6-0	180	So.	Gilbert, Ariz.
S	8	Myles Farmer	6-3	200	So.	Atlanta, Ga.
	9	DeShon Singleton	6-3	205	So.	Amite, La.
	18	Jaeden Gould	6-2	200	Fr.	Somerset, N.J.

## SPECIAL TEAMS DEPTH CHART

PK	38	Timmy Bleekrode	5-8	185	So.	Atlanta, Ga.
	24	Charlie Weinrich	5-11	200	Fr.	Leawood, Kan.
KO	92	Brendan Franke	6-1	240	So.	Gretna, Neb.
P/H	95	Brian Buschini	6-1	225	So.	Helena, Mont.
LS	(FG) 91	Cameron Pieper	6-4	250	Jr.	Lincoln, Neb.
	(P) 55	Brady Weas	6-2	250	Sr.	Whitefish Bay, Wis.
KR	2	Tommi Hill	6-0	200	So.	Orlando, Fla.
	10	Anthony Grant	5-11	200	Jr.	Buford, Ga.
	3	Trey Palmer	6-1	190	Jr.	Kentwood, La.
PR	16	Zach Weinmaster	5-10	180	So.	Loveland, Colo.
	3	Trey Palmer	6-1	190	Jr.	Kentwood, La.
	-OR- 89	Oliver Martin	6-1	200	Sr.	Coralville, Iowa



# 2022 NEBRASKA GAME-BY-GAME STARTERS

## OFFENSIVE STARTING LINEUPS

OPPONENT	WR	WR	WR	TE	RT	RG	C	LG	LT	QB	RB	PK
Northwestern	Palmer	Washington	A. Brown	Liewer*	Benhart	Bando	Hixson	Corcoran	Prochazka	Thompson	Grant	Bleekrode
North Dakota	Palmer	Washington	A. Brown	N. Boerkircher	Benhart	Bando	Hixson	Corcoran	Prochazka	Thompson	Grant	Bleekrode
Ga. Southern	Palmer	Washington	A. Brown	N. Boerkircher	Benhart	Bando	Hixson	Corcoran	Prochazka	Thompson	Grant	Bleekrode
Oklahoma	Palmer	Washington	A. Brown	Vokolek	Benhart	Bando	Hixson	Williams Jr.	Corcoran	Thompson	Grant	Bleekrode
Indiana	Palmer	Martin	A. Brown	Vokolek	Benhart	Bando	Hixson	Piper	Corcoran	Thompson	Grant	Bleekrode
Rutgers	Palmer	Washington	A. Brown	Vokolek	Benhart	Bando	Hixson	Piper	Corcoran	Thompson	Grant	Bleekrode
Purdue	Palmer	Washington	A. Brown	Vokolek	Anthony	Lutovsky	Hixson	Piper	Corcoran	Thompson	Grant	Bleekrode
Illinois	N. Boerkircher^	Washington	A. Brown	Vokolek	Benhart	Lutovsky	Hixson	Piper	Corcoran	Thompson	Grant	Bleekrode
Minnesota	Palmer	N. Boerkircher^	Hill	Vokolek	Benhart	Bando	Hixson	Piper	Corcoran	Purdy	Grant	Bleekrode
Michigan												
Wisconsin												
Iowa												

\*Nebraska opened with four wide receivers; ^Nebraska opened with two tight ends

## DEFENSIVE STARTING LINEUPS

OPPONENT	DT	DT	EDGE	EDGE	LB	LB	NICKEL	CB	S	S	CB	P
Northwestern	Robinson	Feist	Nelson	Tannor	Henrich	Reimer	Hutmacher*	Newsome	Farmer	Buford Jr.	Hill	Buschini
North Dakota	Robinson	Feist	Nelson	Tannor	E. Hausmann	Reimer	Gifford	Newsome	Farmer	Buford Jr.	Hill	Buschini
Ga. Southern	Robinson	Feist	Nelson	Tannor	E. Hausmann	Reimer	Gifford	Newsome	Farmer	Buford Jr.	Hill	Buschini
Oklahoma	Robinson	Feist	Nelson	Tannor	Henrich	Reimer	Gifford	Newsome	Farmer	Buford Jr.	Hill	Buschini
Indiana	Robinson	Feist	Nelson	Tannor	Henrich	Reimer	Gifford	Newsome	Farmer	Buford Jr.	Hartzog	Buschini
Rutgers	Robinson	Feist	Nelson	Tannor	Henrich	Reimer	Gifford	Newsome	Farmer	Buford Jr.	Hartzog	Buschini
Purdue	Robinson	Feist	Nelson	Tannor	Henrich	Mauga-Clements	Gifford	Newsome	Farmer	Buford Jr.	Hartzog	Buschini
Illinois	Robinson	Feist	Nelson	Tannor	E. Hausmann	Reimer	Gifford	Newsome	Farmer	Buford Jr.	Hartzog	Buschini
Minnesota	Robinson	Feist	Nelson	Tannor	E. Hausmann	Reimer	Gifford	Newsome	Farmer	Buford Jr.	Hartzog	Buschini
Michigan												
Wisconsin												
Iowa												

\*Nebraska opened with an extra defensive lineman

## 2022 NEBRASKA PLAYER PARTICIPATION

PLAYER, POS.	GP	GS	PLAYER, POS.	GP	GS	PLAYER, POS.	GP	GS
Ajay Allen, RB	4	0	Isaac Gifford, Nickel	9	8	Mosai Newsom, DL	6	0
Hunter Anthony, OL	8	1	Jaeden Gould, DB	1	0	Quinton Newsome, DB	9	9
Broc Bando, OL	7	7	Anthony Grant, RB	9	9	Simon Otte, Edge	7	0
Brant Banks, OL	9	0	Blaise Gunnerson, Edge	9	0	Trey Palmer, WR	9	7
Brody Belt, WR	6	0	Ty Hahn, WR	8	0	Cameron Pieper, LS	9	0
Bryce Benhart, OL	9	8	Malcolm Hartzog, DB	9	5	Ethan Piper, OL	7	5
Timmy Bleekrode, PK	9	9	Ernest Hausmann, LB	9	4	Noa Pola-Gates, DB	2	0
Ian Boerkircher, OL	9	0	Nick Henrich, LB	5	5	Teddy Prochazka, OL	3	3
Nate Boerkircher, TE	9	4	Chris Hickman, TE	3	0	Chubba Purdy, QB	5	1
Chancellor Brewington, TE	9	0	Tommi Hill, WR	9	5	Luke Reimer, LB	8	8
Alante Brown, WR	9	8	Trent Hixson, OL	9	9	Ty Robinson, DL	9	9
Omar Brown, DB	9	0	Nash Hutmacher, DL	9	1	AJ Rollins, TE	3	0
Marques Buford Jr., DB	9	9	Cooper Jewett, RB	9	0	Phalen Sanford, DB	9	0
Alex Bullock, WR	1	0	Emmett Johnson, RB	2	0	DeShon Singleton, DB	9	0
John Bullock, Nickel	7	0	Rahmir Johnson, WR	7	0	Logan Smothers, QB	4	0
Brian Buschini, P	9	9	Chris Kolarevic, Nickel	9	0	Grant Tagge, LB	9	0
Jimari Butler, Edge	9	0	Wyatt Liewer, WR	9	1	Caleb Tannor, Edge	9	9
Braxton Clark, DB	5	0	Henry Lutovsky, OL	9	2	Casey Thompson, QB	8	8
Turner Corcoran, OL	9	9	Tamon Lynum, DB	3	0	Travis Vokolek, TE	7	6
Devin Drew, DL	9	0	Omar Manning, WR	6	0	Marcus Washington, WR	9	7
Gabe Ervin Jr., RB	5	0	Oliver Martin, WR	9	1	Brady Weas, LS	9	0
Myles Farmer, DB	9	9	Ochaun Mathis, Edge	9	0	Zach Weinmaster, RB	9	0
Colton Feist, DL	9	9	Eteva Mauga-Clements, LB	9	1	Kevin Williams Jr., OL	4	1
Brendan Franke, PK	9	0	Brandon Moore, DB	8	0	Javin Wright, Nickel	8	0
Isaiah Garcia-Castaneda, WR	4	0	Javier Morton, DB	5	0	Stephon Wynn Jr., DL	9	0
			Garrett Nelson, Edge	9	9	Jaquez Yant, RB	6	0

## SCOUTING THE MICHIGAN WOLVERINES

M

Michigan holds a No. 3 ranking in the AP Top 25 and the AFCA Coaches Poll after reeling off nine consecutive wins to start the season, including a 6-0 start in Big Ten play.

Michigan enters Saturday averaging 465.7 yards per game, with 250.0 yards per game on the ground and 215.7 yards per game through the air. J.J. McCarthy has completed 139-of-196 passes for 1,615 yards, 12 touchdowns and two interceptions. Ronnie Bell has 41 receptions for 525 yards and a touchdown, followed by Luke Schoonmaker with 30 grabs for 315 yards and two scores. Blake Corum ranks fourth nationally with 1,187 rushing yards this season and leads the country with 16 rushing touchdowns.

Defensively, Michigan boasts the second-best defense in the country, allowing only 242.4 yards per game and 12.1 points per game. Junior Colson leads the Wolverines with 61 tackles, including 4.5 tackles for loss. Mike Moore has a team-best 11 tackles for loss and 7.5 sacks, while Rod Moore has a team-leading three interceptions in 2022.

## 2022 MICHIGAN STAT LEADERS

RUSHING	ATT.	YDS	YPC	YPG	TD
Blake Corum	199	1187	6.0	131.8	16
Donovan Edwards	68	458	6.7	65.4	4
J.J. McCarthy	39	203	5.2	22.5	2

PASSING	CMP-ATT-INT	PCT	YDS	YPG	TD
J.J. McCarthy	139-196-2	70.9	1615	179.4	12
Cade McNamara	14-25-1	56.0	180	60.0	1

RECEIVING	REC.	YDS	YPC	YPG	TD
Ronnie Bell	41	525	12.8	58.3	1
Luke Schoonmaker	30	315	10.5	35.0	2
Cornelius Johnson	19	250	13.1	27.7	4
Roman Wilson	17	250	14.7	35.7	3
Donovan Edwards	14	179	12.7	25.5	2

PUNTING	NO.	YDS	AVG	LG	I20	50+
Brad Robbins	22	995	45.2	62	10	8

9/3	Colorado St.	W, 51-7
9/10	Hawai'i	W, 56-10
9/17	UConn	W, 59-0
9/24	Maryland	W, 34-27
10/1	at Iowa	W, 27-14
10/8	at Indiana	W, 31-10
10/15	Penn St.	W, 41-17
10/29	Michigan St.	W, 29-7
11/5	at Rutgers	W, 52-17
11/12	Nebraska	3:30 p.m.
11/19	Illinois	TBA
11/26	at Ohio State	11 a.m.

PUNT RET.	NO.	YDS	AVG	TD
A.J. Henning	20	167	8.3	1
Kalel Mullings	1	22	22.0	0

KICK RET.	NO.	YDS	AVG	TD
A.J. Henning	6	108	18.0	0
Roman Wilson	4	90	22.5	0

FIELD GOALS	FG-ATT	PCT	LG
Jake Moody	19-24	79.1	54

TACKLES	TACK	TFL	SCK
Junior Colson	61	4.5	1.0
Michael Barrett	37	3.0	2.5
Kris Jenkins	34	3.5	2.0
Mazi Smith	33	2.5	0.5
Rod Moore	32	0.5	0.5
Mike Sainristil	31	4.5	2.0

## HEAD COACH INFORMATION

HEAD COACH  
JIM HARBAUGH

- Eighth Season at Michigan (70-24 Record)
- 15th Career Season (128-51 Record)

Jim Harbaugh is in his eighth season as the head coach at Michigan.

In seven years, Harbaugh has led U-M to four 10-win seasons and six bowl games, including the 2021 College Football Playoff Semifinal, two New Year's Six bowls and three additional New Year's Day bowl games.

Harbaugh came to Michigan after spending four years with the San Francisco 49ers. He led the 49ers to the NFC Championship Game in each of his first three seasons and tallied a 49-22-1 overall record.

Prior to the 49ers, Harbaugh spent four years as the head coach at Stanford and three years as the head coach at San Diego.

## HARBAUGH VS. NEBRASKA

Harbaugh will face Nebraska for the third time as a head coach on Saturday. He holds a 2-0 record against the Big Red.

The Huskers last faced Harbaugh in 2021, when NU hosted the Wolverines. Harbaugh and Michigan claimed the 32-29 victory.

## MICHIGAN INFORMATION

Michigan has fielded a football team since 1881 and the Wolverines have the most wins in college football history. Michigan has claimed 11 national titles and 43 conference championships.

The Wolverines have made 49 bowl game appearances, claiming 21 wins. Michigan's last bowl game appearance came in 2021 when the Wolverines took on Georgia in the College Football Playoff/Orange Bowl. Georgia claimed the 34-11 victory.

- **First Year:** 1881
- **Bowl Record:** 21-28
- **Conference Titles:** 43
- **National Titles:** 11
- **Stadium:** Michigan Stadium
- **Capacity:** 107,601
- **Playing Surface:** FieldTurf
- **Location:** Ann Arbor, Mich.
- **Enrollment:** 32,600
- **Colors:** Maize & Blue

2022 STATISTICAL RANKING COMPARISON						
NEB	NAT.	B1G	CATEGORY	B1G	NAT.	MICH.
143.2	74th	8th	Rushing Offense	1st	4th	250.0
243.9	60th	6th	Passing Offense	10th	93rd	215.7
387.1	73rd	8th	Total Offense	2nd	21st	465.7
25.6	86th	8th	Scoring Offense	2nd	5th	42.2
182.9	108th	13th	Rushing Defense	1st	1st	72.4
258.1	101st	12th	Pass Defense	4th	9th	170.0
441.0	113th	14th	Total Defense	2nd	2nd	242.4
29.4	91st	13th	Scoring Defense	2nd	3rd	12.1
40.8%	54th	6th	3rd-Down Offense	2nd	15th	49.1%
41.9%	96th	10th	3rd-Down Defense	4th	10th	29.4%
85.2%	55th	7th	Red Zone Offense	2nd	6th	94.1%
87.9%	100th	12th	Red Zone Defense	3rd	18th	75.0%
40.0	39th	8th	Net Punting	3rd	11th	42.1
16.5	7th	1st	Punt Returns	3rd	48th	8.7
12.3	114th	14th	Punt Return Defense	5th	30th	4.8
18.0	102nd	10th	Kickoff Returns	12th	113th	17.4
15.3	6th	1st	Kick Return Defense	4th	14th	16.4
5.8	52nd	9th	Penalties	2nd	12th	4.4
47.2	38th	6th	Penalty Yards	2nd	9th	36.1
11	88th	11th	Turnovers Gained	11th	88th	11
18	114th	13th	Turnovers Lost	1st	2nd	5
-0.7	113th	13th	Turnover Margin	3rd	26th	+0.6

**HUNTER ANTHONY #77****6-6 | 325 | JR. | OL  
TUTTLE, OKLA.****CAREER HONORS (2018-21: OKLAHOMA ST.)**

- 2-Time Second-Team Academic All-Big 12
- Nebraska Scholar-Athlete Honor Roll (Spring 2022)

**CAREER NOTES**

- Grad transfer from Oklahoma State (2018-21)
- Earned his degree in marketing
- Played in 23 games with five starts at OSU

**SEASON HIGHLIGHTS**

- Has played in eight games with one start
- Started at right tackle at Purdue

**CAREER STATS**

- **Games:** 31  
(9 in 2019\*; 3 in 2020\*; 11 in 2021\*; 8 in 2022)
- **Starts:** 6 (4 in 2019\*; 1 in 2020\*; 1 in 2022)

\*at Oklahoma State

**BROC BANDO #73****6-5 | 295 | SR. | OL  
LINCOLN, NEB.****CAREER HONORS**

- 6-Time Nebraska Scholar-Athlete Honor Roll
- 3-Time Brook Berringer Citizenship Team
- 3-Time Tom Osborne Citizenship Team

**CAREER NOTES**


- Earned his degree in business administration

**SEASON HIGHLIGHTS**

- Started the first six games at right guard
- Missed two games due to injury before returning to start against Minnesota

**CAREER STATS**

- **Games:** 36  
(12 in 2019; 8 in 2020; 9 in 2021; 7 in 2022)
- **Starts:** 7 (7 in 2022)

**BRYCE BENHART #54****6-9 | 315 | SO. | OL  
LAKEVILLE, MINN.****CAREER HONORS**

- Big Ten Distinguished Scholar (2022)
- 2-Time Academic All-Big Ten
- 6-Time Nebraska Scholar-Athlete Honor Roll

**CAREER NOTES**

- Was the 12th true freshman offensive lineman to play in a game in Nebraska history

**SEASON HIGHLIGHTS**

- Has played in every game and started eight games at right tackle

**CAREER STATS**

- **Games:** 32  
(3 in 2019; 8 in 2020; 12 in 2021; 9 in 2022)
- **Starts:** 26 (8 in 2020; 10 in 2021; 8 in 2022)

**TIMMY BLEEKRODE #38****5-8 | 185 | SO. | PK  
ATLANTA, GA.****CAREER HONORS (2019-21: FCS FURMAN)**

- 2-Time Second-Team All-Southern Conference
- Southern Conference Special Teams Player of the Week (2020)
- 2-Time Southern Conf. Academic Honor Roll

**CAREER NOTES**

- Graduate transfer from FCS Furman (2019-21)
- Earned his degree in business administration
- Was the Palladins' starting place-kicker in each of his final two seasons (2020 & 2021)
- Was also Furman's starting punter in 2020 and 2021, averaging 42.9 yards on 91 career punts

**SEASON HIGHLIGHTS**

- Nebraska's leading scorer (50 points)
- Connected on all four PATs in his Husker debut against Northwestern
- Made a 46-yard field goal vs. North Dakota
- Tied his career high with six extra points against Georgia Southern
- Filled in late at punter against No. 6 Oklahoma and had a 51-yard punt in his lone attempt
- Was 3-of-3 on field goals at Purdue
- Made a 26-yard field goal against Illinois
- Connected on two field goals against Minnesota

**GAME-BY-GAME**

OPPONENT	XP-ATT	FG-ATT	LG	BK	PTS
vs. Northwestern	4-4	0-0	-	-	4
North Dakota	5-5	1-2	46	-	8
Ga. Southern	6-6	0-1	-	-	6
Oklahoma	2-2	0-0	-	-	2
Indiana	5-5	0-0	-	-	5
@ Rutgers	2-2	0-0	-	-	2
@ Purdue	4-4	3-3	43	-	13
Illinois	0-1	1-1	26	1	3
Minnesota	1-1	2-2	26	0	7
@ Michigan					
Wisconsin					
@ Iowa					

**CAREER KICKING STATS**

YEAR	G/S	PAT	FG	PCT.	PTS	LG
2019*^	3/0	1/1	0/0	0.0	1	-
2020^	7/7	16/18	6/7	85.7	34	47
2021^	11/11	30/32	15/18	83.3	75	51
2022	9/9	29/30	7/9	77.8	50	46
<b>TOTAL</b>	<b>30/27</b>	<b>76/81</b>	<b>28/34</b>	<b>82.4</b>	<b>160</b>	<b>51</b>

\*Redshirt season; ^at FCS Furman

Note: 2020 season played in the spring of 2021

**KICKOFFS:** 92 att., 35 touchbacks**PUNTS:** 91 att., 42.3 avg, long of 69 yds**CAREER HIGHS****Field Goal Attempts** 4 twice\***Field Goals Made** 4 at Tennessee Tech (2021)\***Long Field Goal** 51 at Tennessee Tech (2021)\***Points** 14 twice\***PATs** 6 three times

\*at FCS Furman

**NATE BOERKIRCHER #49****6-5 | 230 | R-FR. | TE  
AURORA, NEB.****CAREER HONORS**

- Academic All-Big Ten (2022)
- 3-Time Nebraska Scholar-Athlete Honor Roll

**PERSONAL NOTES**

- His brother Ian is a Husker offensive lineman

**SEASON HIGHLIGHTS**

- Has played in every game with four starts
- Has caught four passes for 40 yards, setting career highs in both categories
- Earned his first career start against North Dakota in place of the injured Travis Vokolek
- Set career highs with two catches for 32 yards, including a 19-yard touchdown for his longest career reception and first career score
- Made his second career start against Georgia Southern
- Had a four-yard catch against No. 6 Oklahoma
- Started and caught a four-yard pass against Illinois
- Started his fourth game of the season against Minnesota

**GAME-BY-GAME**

OPPONENT	REC.	YDS	TD	LONG
vs. Northwestern	0	0	0	-
North Dakota	2	32	1	19
Ga. Southern	0	0	0	-
Oklahoma	1	4	0	4
Indiana	0	0	0	-
@ Rutgers	0	0	0	-
@ Purdue	0	0	0	-
Illinois	1	4	0	4
Minnesota	0	0	0	-
@ Michigan				
Wisconsin				
@ Iowa				

**CAREER RECEIVING STATS**

YEAR	G/S	REC.	YDS	Y/R	Y/G	TD
2020						
2021*	3/0	2	14	7.0	4.7	0
2022	9/4	4	40	10.0	4.4	1
<b>TOTAL</b>	<b>12/4</b>	<b>6</b>	<b>54</b>	<b>9.0</b>	<b>4.5</b>	<b>1</b>

\*Redshirt season

**CAREER HIGHS**

Receptions	2 vs. North Dakota (2022)
Receiving Yards	32 vs. North Dakota (2022)
Receiving Touchdowns	1 vs. No. Dakota (2022)
Long Reception	19 vs. North Dakota [TD] (2022)

**CHANCELLOR BREWINGTON #82****6-3 | 220 | SR. | TE  
CHANDLER, ARIZ.****CAREER NOTES**

- Grad transfer from Northern Arizona (2017-20)
- Played in 21 games with 19 starts for the FCS Lumberjacks
- Caught 54 career passes for 642 yards & 3 touchdowns at Northern Arizona
- Two of his four receptions at Nebraska have been for touchdowns

**CAREER SUPERLATIVES**

- 100-Yard Receiving Games: 1

**SEASON HIGHLIGHTS**

- Has played in every game and had a reception in seven of nine games
- Caught his first pass of the season against North Dakota, a five-yard touchdown reception
- Had a six-yard catch against No. 6 Oklahoma
- Caught a five-yard pass against Indiana
- Had a season-long 17-yard catch at Rutgers
- Caught two passes for 45 yards against Illinois, including a 45-yard reception that tied the longest catch of his career
- Had a five-yard reception against Minnesota

**GAME-BY-GAME**

OPPONENT	REC.	YDS	TD	LONG
vs. Northwestern	0	0	0	-
North Dakota	1	5	1	5
Ga. Southern	1	-4	0	-4
Oklahoma	1	6	0	6
Indiana	1	5	0	5
@ Rutgers	1	17	0	17
@ Purdue	0	0	0	-
Illinois	2	45	0	45
Minnesota	1	5	0	5
@ Michigan				
Wisconsin				
@ Iowa				

**CAREER RECEIVING STATS**

YEAR	G/S	REC.	YDS	Y/R	Y/G	TD
2017*	11/9	31	396	12.8	36.0	2
2018*	10/10	23	246	10.7	24.6	1
2019*						
2020*						
2021	10/0	3	20	6.7	2.0	1
2022	9/0	8	79	9.9	8.7	1
<b>TOTAL</b>	<b>40/19</b>	<b>65</b>	<b>801</b>	<b>12.3</b>	<b>20.0</b>	<b>5</b>

\*at FCS Northern Arizona

**RUSHING:** 1 att., -1 yd, 0 TDs**PASSING:** 1-for-3, 23 yards, 1 TD, 0 INT**CAREER HIGHS**

Receptions	8 vs. Sacramento St. (2017)*
Receiving Yards	119 vs. Sacramento St. (2017)*
Receiving Touchdowns	1 five times
Long Reception	45 twice
Touchdown Passes	1 vs. Illinois St. (2017)*

\*at FCS Northern Arizona

**ALANTE BROWN #4****5-11 | 190 | SO. | WR  
CHICAGO, ILL.****CAREER NOTES**

- Spent one season at St. Thomas More Prep in Connecticut before joining Nebraska and was the No. 1 prep school recruit in the 2020 class

**SEASON HIGHLIGHTS**

- Has played in every game with eight starts
- Has 13 catches for 161 yards, exceeding his career total entering 2022 in both categories
- Set career highs with three receptions and 32 receiving yards vs. Northwestern
- The three receptions matched his season total from both the 2020 and 2021 seasons
- Had two catches for 27 yards in another start against North Dakota
- Tied his career high with three receptions against Georgia Southern totaling 28 yards
- Caught an 11-yard pass vs. No. 6 Oklahoma
- Had a 14-yard reception against Indiana
- Made a two-yard catch at Rutgers
- Had two catches for a career-high 47 yards at Illinois with a career-long 32-yard reception

**GAME-BY-GAME**

OPPONENT	REC.	YDS	TD	LONG
vs. Northwestern	3	32	0	15
North Dakota	2	27	0	21
Ga. Southern	3	28	0	15
Oklahoma	1	11	0	11
Indiana	1	14	0	14
@ Rutgers	1	2	0	2
@ Purdue	0	0	0	-
Illinois	2	47	0	32
Minnesota	0	0	0	-
@ Michigan				
Wisconsin				
@ Iowa				

**CAREER RECEIVING STATS**

YEAR	G/S	REC.	YDS	Y/R	Y/G	TD
2020	8/1	3	41	13.7	5.1	0
2021	10/0	3	30	10.0	3.0	0
2022	9/8	13	161	12.4	17.9	0
<b>TOTAL</b>	<b>27/9</b>	<b>19</b>	<b>232</b>	<b>12.2</b>	<b>8.6</b>	<b>0</b>

**RUSHING:** 2 att., 17 yds, 0 TDs**KICKOFF RETURNS:** 15 ret., 273 yds, 0 TDs**CAREER HIGHS**

Receptions	3 twice
Receiving Yards	47 vs. Illinois (2022)
Receiving Touchdowns	none
Long Reception	32 vs. Illinois (2022)
Kickoff Returns	3 twice
Kickoff Return Yards	63 vs. Illinois (2020)
Long Kickoff Return	29 vs. Illinois (2020)





## MARQUES BUFORD JR. #1

5-11 | 190 | SO. | DB  
DeSOTO, TEXAS

### CAREER HONORS

- Nebraska Scholar-Athlete Honor Roll (Fall 2021)

### SEASON HIGHLIGHTS

- Has started every game
- Tied for the team lead in interceptions (2)
- Made his first career start against Northwestern and had seven tackles, his first career game with multiple tackles
- Notched his first career tackle for loss and first career forced fumble, which led to a takeaway and a Husker touchdown
- Totaled five tackles with a TFL vs. North Dakota
- Also broke up a pass in the end zone on a 3rd-and-goal play
- Intercepted two passes to go along with five tackles against Georgia Southern
- Marked his first two career interceptions
- Recorded seven tackles against No. 6 Oklahoma
- Made four tackles against Indiana
- Recorded six tackles at Rutgers
- Totaled five tackles at Purdue
- Made seven tackles against Illinois, including one tackle for loss
- Had a career-high eight tackles against Minnesota with a pass breakup

### GAME-BY-GAME

OPPONENT	UT-AT-TT	TFL-YD	PBU	INT
vs. Northwestern	4-3-7	0.5-1	0	0
North Dakota	4-1-5	1.0-1	1	0
Ga. Southern	4-1-5	0.0-0	0	2
Oklahoma	6-1-7	0.0-0	0	0
Indiana	3-1-4	0.0-0	0	0
@ Rutgers	4-2-6	0.0-0	0	0
@ Purdue	2-3-5	0.0-0	0	0
Illinois	3-4-7	1.0-1	0	0
Minnesota	4-4-8	0.0-0	1	0
@ Michigan				
Wisconsin				
@ Iowa				

### CAREER TACKLE STATS

YEAR	G/S	UT	AT	TT	TFL-YD	SCK-YD
2021	12/0	1	2	3	0.0-0	0.0-0
2022	9/9	34	20	54	2.5-3	0.0-0
<b>TOTAL</b>	<b>21/9</b>	<b>35</b>	<b>22</b>	<b>57</b>	<b>2.5-3</b>	<b>0.0-0</b>

### CAREER MISCELLANEOUS STATS

YEAR	FF	FR	PBU	INT	QBH	BLK
2021	0	0	0	0	0	0
2022	1	0	2	2	1	0
<b>TOTAL</b>	<b>1</b>	<b>0</b>	<b>2</b>	<b>2</b>	<b>1</b>	<b>0</b>

### CAREER HIGHS

<b>Tackles</b>	8 vs. Minnesota (2022)
<b>TFLs</b>	1.0 twice
<b>Sacks</b>	none
<b>Breakups</b>	1 twice
<b>Interceptions</b>	2 vs. Georgia Southern (2022)



## BRIAN BUSCHINI #95

6-1 | 225 | SO. | P  
HELENA, MONT.

### CAREER HONORS (2020-21: FCS MONTANA)

- FCS Punter of the Year (2021)
- FCS First-Team All-American (2021)
- First-Team All-Big Sky (2021)
- Nebraska Scholar-Athlete Honor Roll (Spring 2022)

### 2022 WATCH LIST

- Ray Guy Award

### PERSONAL NOTES

- Married his wife Kellie in 2021
- Looks to become just the fourth Husker letterwinner from Montana (first since 1995)

### CAREER NOTES

- Spent three seasons at Montana (2019-21), where he was the 2021 FCS Punter of the Year
- Ranked 3rd in the FCS in punting average in 2021 with a school-record average of 46.0
- Has placed 37 percent of his career punts inside the opponent's 20-yard line (46 of 124)
- 35 percent of his career punts have covered at least 50 yards (44 of 124)

### ACTIVE CAREER FBS RANKINGS

- Punting Average: 6th (45.4)

### 2022 TOP 25 NCAA FBS RANKINGS

- Punting Average: 14th (44.9)

### SEASON HIGHLIGHTS

- Averaging 44.9 yards per punt, which ranks as the 5th-highest season average in school history
- Averaged 47.2 yards per punt vs. Northwestern, with four punts downed inside the 20-yard line
- Averaged 42.0 yards per punt vs. North Dakota
- 50.5-yard punt average vs. Georgia Southern, including a career-long 65-yard punt
- Battled through an injury to average 40.8 yards per punt against No. 6 Oklahoma
- Placed three punts inside the 20 against Indiana
- Punted seven times at Rutgers
- Two of his four punts at Purdue went for longer than 50 yards
- Had three punts of 50 yards or longer against Illinois
- Averaged a career-high 55.5 yards per punt vs. Minnesota with five of his six punts covering 50 yards or longer

### GAME-BY-GAME

OPPONENT	NO.	AVG	I20	LONG
vs. Northwestern	6	47.2	4	50
North Dakota	2	42.0	1	46
Ga. Southern	4	50.5	0	65
Oklahoma	6	40.8	1	47
Indiana	8	39.3	3	54
@ Rutgers	7	40.1	1	49
@ Purdue	4	42.0	0	53
Illinois	6	48.2	1	55
Minnesota	6	55.5	0	61
@ Michigan				
Wisconsin				
@ Iowa				

### CAREER PUNTING STATS

YEAR	NO.	AVG	LG	TB	I20	50+	BLK
2019*							
2020*	6	43.3	52	0	5	2	0
2021*	69	46.0	62	4	30	28	0
2022	49	44.9	65	3	11	14	0
<b>TOTAL</b>	<b>124</b>	<b>45.4</b>	<b>65</b>	<b>7</b>	<b>46</b>	<b>44</b>	<b>0</b>

\*at FCS Montana

Note: 2020 season played in the spring of 2021

KICKOFFS: 92 att., 35 touchbacks

### CAREER HIGHS

<b>Punts</b>	8 vs. Indiana (2022)
<b>Average</b>	50.7 at Northern Arizona (2021)*
<b>Inside 20</b>	4 three times*
<b>50-Yard Punts</b>	5 vs. Minnesota (2022)
<b>Long Punt</b>	65 vs. Georgia Southern (2022)

\*at FCS Montana

**JIMARI BUTLER #10****6-5 | 245 | R-FR. | EDGE  
MOBILE, ALA.****SEASON HIGHLIGHTS**

- Has played in every game, seeing action on defense and special teams
- Made the first tackle of his career with a one-yard tackle for loss against No. 6 Oklahoma
- Also had one tackle against Indiana, Rutgers and Purdue
- Posted his first career multi-tackle game with two stops against No. 17 Illinois, including a half tackle for loss

**GAME-BY-GAME**

OPPONENT	UT-AT-TT	TFL-YD	SACK-YD
vs. Northwestern	0-0-0	0.0-0	0.0-0
North Dakota	0-0-0	0.0-0	0.0-0
Ga. Southern	0-0-0	0.0-0	0.0-0
Oklahoma	1-0-1	1.0-1	0.0-0
Indiana	1-0-1	0.0-0	0.0-0
@ Rutgers	0-1-1	0.0-0	0.0-0
@ Purdue	1-0-1	0.0-0	0.0-0
Illinois	0-2-2	0.5-0	0.0-0
Minnesota	0-0-0	0.0-0	0.0-0
@ Michigan			
Wisconsin			
@ Iowa			

**CAREER TACKLE STATS**

YEAR	G/S	UT	AT	TT	TFL-YD	SCK-YD
2020					Redshirt	
2021	2/0	0	0	0	0.0-0	0.0-0
2022	9/0	3	3	6	1.5-1	0.0-0
<b>TOTAL</b>	<b>11/0</b>	<b>3</b>	<b>3</b>	<b>6</b>	<b>1.5-1</b>	<b>0.0-0</b>

**CAREER MISCELLANEOUS STATS**

YEAR	FF	FR	PBU	INT	QBH	BLK
2020	0	0	0	0	0	0
2021	0	0	0	0	0	0
2022	0	0	1	0	0	0
<b>TOTAL</b>	<b>0</b>	<b>0</b>	<b>1</b>	<b>0</b>	<b>0</b>	<b>0</b>

**CAREER HIGHS**

<b>Tackles</b>	2 vs. Illinois (2022)
<b>TFLs</b>	1.0 vs. Oklahoma (2022)
<b>Sacks</b>	none
<b>Breakups</b>	1 vs. Indiana (2022)

**TURNER CORCORAN #69****6-6 | 300 | SO. | OL  
LAWRENCE, KAN.****CAREER HONORS**

- 3-Time Nebraska Scholar-Athlete Honor Roll

**CAREER NOTES**

- Started the 2020 season finale at Rutgers at left tackle, becoming the first Husker true freshman to ever start a game at left tackle
- Became just the sixth true freshman offensive lineman to start a game in Nebraska history
- Played in three games total in 2020, becoming the 15th true freshman offensive lineman to play in a game in Nebraska history
- Has started 20 consecutive games (15 at left tackle; five at right tackle)

**SEASON HIGHLIGHTS**

- Has started every game
- Started the first three games at left guard
- Started at left tackle against the past six games

**CAREER STATS**

- **Games:** 24 (3 in 2020; 12 in 2021; 9 in 2022)
- **Starts:** 21 (1 in 2020; 11 in 2021; 9 in 2022)

**DEVIN DREW #91****6-2 | 280 | SR. | DL  
KANSAS CITY, MO.****CAREER NOTES**

- Graduate transfer from Texas Tech (2020-21), who played in 23 games with 12 starts for the Red Raiders and totaled 55 tackles
- Didn't arrive at Nebraska until the second week of August

**SEASON HIGHLIGHTS**

- Has played in every game
- Had one solo tackle against Northwestern in his Husker debut
- Added another tackle against North Dakota
- Had a quarterback hurry vs. Georgia Southern
- Made three tackles against No. 6 Oklahoma, including his first career sack
- Had a tackle and a hurry against Indiana
- Recorded three tackles at Rutgers
- Had the first pass breakup of his career at Purdue
- Made three tackles against Minnesota

**GAME-BY-GAME**

OPPONENT	UT-AT-TT	TFL-YD	SACK-YD
vs. Northwestern	1-0-1	0.0-0	0.0-0
North Dakota	0-1-1	0.0-0	0.0-0
Ga. Southern	0-0-0	0.0-0	0.0-0
Oklahoma	1-2-3	1.0-3	1.0-3
Indiana	0-1-1	0.0-0	0.0-0
@ Rutgers	0-3-3	0.0-0	0.0-0
@ Purdue	0-0-0	0.0-0	0.0-0
Illinois	0-0-0	0.0-0	0.0-0
Minnesota	0-3-3	0.0-0	0.0-0
@ Michigan			
Wisconsin			
@ Iowa			

**CAREER TACKLE STATS**

YEAR	G/S	UT	AT	TT	TFL-YD	SCK-YD
2020*	10/1	14	7	21	0.5-0	0.0-0
2021*	13/11	21	13	34	0.0-0	0.0-0
2022	9/0	2	10	12	1.0-3	1.0-3
<b>TOTAL</b>	<b>32/12</b>	<b>37</b>	<b>30</b>	<b>67</b>	<b>1.5-3</b>	<b>1.0-3</b>

\*at Texas Tech

**CAREER MISCELLANEOUS STATS**

YEAR	FF	FR	PBU	INT	QBH	BLK
2020*	0	0	0	0	3	0
2021*	0	1	0	0	7	0
2022	0	0	1	0	2	0
<b>TOTAL</b>	<b>0</b>	<b>1</b>	<b>1</b>	<b>0</b>	<b>12</b>	<b>0</b>

\*at Texas Tech

**CAREER HIGHS**

<b>Tackles</b>	5 twice*
<b>TFLs</b>	1.0 vs. Oklahoma (2022)
<b>Sacks</b>	1.0 vs. Oklahoma (2022)
<b>Breakups</b>	1 at Purdue (2022)

\*at Texas Tech

**GABE  
ERVIN JR. #22****6-0 | 215 | R-FR. | RB  
BUFORD, GA.****CAREER HONORS**

- Nebraska Scholar-Athlete Honor Roll (Spring 2021)

**CAREER NOTES**

- Started two of Nebraska's first four games in 2021 before a season-ending knee injury
- Started the 2021 season opener at Illinois, becoming the first Nebraska true freshman running back to start a season opener in the modern era
- Was just the seventh position player to start a Husker season opener as a true freshman

**SEASON HIGHLIGHTS**

- Has played in five games
- Had his first carry of the season vs. North Dakota
- Had a two-yard rush against Georgia Southern
- Led Nebraska with a career-high 60 yards rushing on seven carries vs. No. 6 Oklahoma
- Had 21 yards on six carries vs. Indiana
- Has missed the past four games due to injury

**GAME-BY-GAME**

OPPONENT	ATT.	YDS	TD	LONG
vs. Northwestern	0	0	0	-
North Dakota	1	-1	0	-1
Ga. Southern	1	2	0	2
Oklahoma	7	60	0	14
Indiana	6	21	0	8
@ Rutgers	-Did Not Play-			
@ Purdue	-Did Not Play-			
Illinois	-Did Not Play-			
Minnesota	-Did Not Play-			
@ Michigan				
Wisconsin				
@ Iowa				

**CAREER RUSHING STATS**

YEAR	G/S	ATT.	NET	Y/A	Y/G	TD
2021	4/2	37	124	3.4	31.0	2
2022	5/0	15	82	5.5	16.4	0
<b>TOTAL</b>	<b>9/2</b>	<b>52</b>	<b>206</b>	<b>4.0</b>	<b>22.9</b>	<b>0</b>

RECEIVING: 2 rec., 6 yds, 0 TDs

**CAREER HIGHS**

Attempts	12 at Illinois (2021)
Yards	60 vs. Oklahoma (2022)
Touchdowns	2 vs. Buffalo
Long Rush	21 vs. Buffalo (2021)
Receptions	2 vs. Buffalo (2021)
Receiving Yards	6 vs. Buffalo (2021)
Receiving Touchdowns	none
Long Reception	3 twice

**MYLES  
FARMER #8****6-3 | 200 | SO. | S  
ATLANTA, GA.****CAREER HONORS**

- Brook Berringer Citizenship Team (2020)
- Tom Osborne Citizenship Team (2020)

**SEASON HIGHLIGHTS**

- Has started every game
- Ranks 2nd on the team with a career-high 62 tackles
- Recorded six tackles against Northwestern
- Had six more tackles against North Dakota with his first career pass breakup
- Had a third straight game with six tackles against Georgia Southern and added another breakup
- Posted his fourth straight game with six tackles vs. No. 6 Oklahoma with his first career solo TFL
- Made three tackles and broke up one pass against Indiana
- Had five tackles and an interception at Rutgers
- His fourth-quarter pick set up Nebraska's game-winning 27-yard touchdown drive
- Had a career-high nine tackles at Purdue
- Made seven tackles against Illinois
- Posted a career-high 14 tackles against Minnesota, the most by a Husker defensive back since 2020
- Recorded his 100th career tackle against the Golden Gophers

**GAME-BY-GAME**

OPPONENT	UT-AT-TT	TFL-YD	PBU	INT
vs. Northwestern	5-1-6	0.0-0	0	0
North Dakota	5-1-6	0.0-0	1	0
Ga. Southern	4-2-6	0.0-0	1	0
Oklahoma	4-2-6	1.0-3	0	0
Indiana	2-1-3	0.0-0	1	0
@ Rutgers	2-3-5	0.0-0	0	1
@ Purdue	3-6-9	0.0-0	0	0
Illinois	2-5-7	0.0-0	0	0
Minnesota	4-10-14	0.0-0	0	0
@ Michigan				
Wisconsin				
@ Iowa				

**CAREER TACKLE STATS**

YEAR	G/S	UT	AT	TT	TFL-YD	SCK-YD
2019*	4/0	1	0	1	0-0	0.0-0
2020	5/1	6	2	8	0.0-0	0.0-0
2021	12/4	17	13	30	0.5-1	0.0-0
2022	9/9	31	31	62	1.0-3	0.0-0
<b>TOTAL</b>	<b>30/14</b>	<b>55</b>	<b>46</b>	<b>101</b>	<b>1.5-4</b>	<b>0.0-0</b>

\*redshirt season

**CAREER MISCELLANEOUS STATS**

YEAR	FF	FR	PBU	INT	QBH	BLK
2019*	0	0	0	0	0	0
2020	1	0	0	2	0	0
2021	0	1	0	1	0	0
2022	0	0	3	1	1	0
<b>TOTAL</b>	<b>1</b>	<b>1</b>	<b>3</b>	<b>4</b>	<b>1</b>	<b>0</b>

\*redshirt season

**CAREER HIGHS**

Tackles	14 vs. Minnesota (2022)
TFLs	1.0 vs. Oklahoma (2022)
Sacks	none
Breakups	1 three times
Interceptions	2 at Northwestern (2020)



## COLTON FEIST

#82

6-2 | 275 | JR. | DL  
YUTAN, NEB.

### CAREER HONORS

- 2-Time Big Ten Distinguished Scholar
- 3-Time Academic All-Big Ten (2020)
- 8-Time Nebraska Scholar-Athlete Honor Roll
- Brook Berringer Citizenship Team (2019)
- Tom Osborne Citizenship Team (2010)

### CAREER NOTES

- Earned his degree in management

### SEASON HIGHLIGHTS

- Has started every game and recorded the first 29 tackles of his career
- Is tied for 2nd on the team with 4.0 TFLs
- Made his first career start against Northwestern and finished with his first five career tackles
- Had three tackles against North Dakota
- Had one tackle against Georgia Southern
- Totaled two tackles against Indiana, including his first career tackle for loss
- Had five tackles, 1.5 TFLs and a half sack at Rutgers
- Made four tackles at Purdue
- Had a career-high six tackles against Illinois, including tying his career high with 1.5 TFLs
- Made three tackles against Minnesota

### GAME-BY-GAME

OPPONENT	UT-AT-TT	TFL-YD	SACK-YD
vs. Northwestern	5-0-5	0.0-0	0.0-0
North Dakota	2-1-3	0.0-0	0.0-0
Ga. Southern	0-1-1	0.0-0	0.0-0
Oklahoma	0-0-0	0.0-0	0.0-0
Indiana	1-1-2	1.0-1	0.0-0
@ Rutgers	0-5-5	1.5-4	0.5-4
@ Purdue	2-2-4	0.0-0	0.0-0
Illinois	2-4-6	1.5-2	0.0-0
Minnesota	0-3-3	0.0-0	0.0-0
@ Michigan			
Wisconsin			
@ Iowa			

### CAREER TACKLE STATS

YEAR	G/S	UT	AT	TT	TFL-YD	SCK-YD
2018					Redshirt	
2019	0/0	0	0	0	0.0-0	0.0-0
2020	4/0	0	0	0	0.0-0	0.0-0
2021	8/0	0	0	0	0.0-0	0.0-0
2022	9/9	12	17	29	4.0-7	0.5-4
<b>TOTAL</b>	<b>21/9</b>	<b>12</b>	<b>17</b>	<b>29</b>	<b>4.0-7</b>	<b>0.5-4</b>

### CAREER MISCELLANEOUS STATS

YEAR	FF	FR	PBU	INT	QBH	BLK
2018						Redshirt
2019	0	0	0	0	0	0
2020	0	0	0	0	0	0
2021	0	0	1	0	0	0
2022	0	0	1	0	1	0
<b>TOTAL</b>	<b>0</b>	<b>0</b>	<b>2</b>	<b>0</b>	<b>1</b>	<b>0</b>

### CAREER HIGHS

<b>Tackles</b>	6 vs. Illinois (2022)
<b>TFLs</b>	1.5 twice
<b>Sacks</b>	0.5 at Rutgers (2022)
<b>Breakups</b>	1 twice



## BRENDAN FRANKE

#92

6-1 | 240 | SO. | PK  
GRETN, NEB.

### CAREER NOTES

- Joined Nebraska in the summer of 2021 after playing for Morningside College in Sioux City, Iowa, during the 2020-21 season
- Did not play high school football but was the starting goalkeeper for the Gretna soccer team

### SEASON HIGHLIGHTS

- Has produced 31 touchbacks on 44 kickoffs
- Has allowed only 10 kickoff returns for just 153 yards, helping Nebraska lead the Big Ten and rank 6th nationally in kickoff return defense (15.3 yards per return)
- Recorded two touchbacks against Northwestern
- Also attempted his first career field goal, a 56-yarder at the end of the first half
- Had five touchbacks in seven kickoffs against both North Dakota and Georgia Southern
- Booted all three of his kickoffs for touchbacks against No. 6 Oklahoma
- Had five touchbacks on six kickoffs vs. Indiana
- Had two touchbacks at Rutgers
- Tied his season high with five touchbacks at Purdue
- Had touchbacks on all three kickoffs vs. Illinois

### GAME-BY-GAME

OPPONENT	KICKOFFS	TOUCHBACKS
vs. Northwestern	4	2
North Dakota	7	5
Ga. Southern	7	5
Oklahoma	3	3
Indiana	6	5
@ Rutgers	3	2
@ Purdue	7	5
Illinois	3	3
Minnesota	4	1
@ Michigan		
Wisconsin		
@ Iowa		

### CAREER KICKING STATS

YEAR	G/S	PAT	FG	PCT.	PTS	LG
2020*	9/0	3-4	0-0	0.0	3	-
2021	12/0	0-0	0-0	0.0	0	-
2022	9/0	0-0	0-1	0.0	0	-
<b>TOTAL</b>	<b>29/0</b>	<b>3-4</b>	<b>0-1</b>	<b>0.0</b>	<b>3</b>	<b>-</b>

\*at NAIA Morningside College


**CAREER KICKOFFS:** 165 att., 104 touchbacks  
**NEBRASKA KICKOFFS:** 106 att., 69 touchbacks

### CAREER HIGHS

<b>Field Goal Attempts</b>	1 vs. Northwestern (2022)
<b>Field Goals Made</b>	none
<b>Points</b>	3 at Briar Cliff (2020)*
<b>PATs</b>	3 at Briar Cliff (2020)*
<b>Kickoffs</b>	9 three times
<b>Touchbacks</b>	6 at Concordia [Neb.] (2020)*

\*at NAIA Morningside College



**ISAAC GIFFORD #23****6-1 | 200 | SO. | NICKEL  
LINCOLN, NEB.****CAREER HONORS**

- Academic All-Big Ten (2021)
- 5-Time Nebraska Scholar-Athlete Honor Roll

**PERSONAL NOTES**

- His brother Luke was a Husker linebacker (2014-18) and 2018 team captain who currently plays for the Dallas Cowboys

**SEASON HIGHLIGHTS**

- Has played in every game with eight straight starts
- Totaled a career-high 52 tackles and is tied for 2nd on the team with 4.0 tackles for loss
- Had three tackles against Northwestern and broke up the second pass of his career
- Made his first career start against North Dakota and had eight tackles with his first career TFL
- Had a career-high 11 tackles against Georgia Southern with a pass breakup
- Recorded three tackles vs. No. 6 Oklahoma
- Had five tackles and set a career high with 2.0 tackles for loss against Indiana
- Posted four tackles at Rutgers
- Led Nebraska with nine tackles at Purdue
- Made six tackles against Illinois with a seven-yard sack for his first career sack
- Had three tackles and a hurry vs. Minnesota

**GAME-BY-GAME**

OPPONENT	UT-AT-TT	TFL-YD	PBU	INT
vs. Northwestern	2-1-3	0.0-0	1	0
North Dakota	7-1-8	1.0-5	0	0
Ga. Southern	6-5-11	0.0-0	1	0
Oklahoma	3-0-3	0.0-0	0	0
Indiana	2-3-5	2.0-5	0	0
@ Rutgers	2-2-4	0.0-0	0	0
@ Purdue	6-3-9	0.0-0	0	0
Illinois	4-2-6	1.0-7	0	0
Minnesota	0-3-3	0.0-0	0	0
@ Michigan				
Wisconsin				
@ Iowa				

**CAREER TACKLE STATS**

YEAR	G/S	UT	AT	TT	TFL-YD	SCK-YD
2020	8/0	2	2	4	0.0-0	0.0-0
2021	12/0	4	3	7	0.0-0	0.0-0
2022	9/8	32	20	52	4.0-17	1.0-7
<b>TOTAL</b>	<b>29/8</b>	<b>38</b>	<b>25</b>	<b>63</b>	<b>4.0-17</b>	<b>1.0-7</b>

**CAREER MISCELLANEOUS STATS**

YEAR	FF	FR	PBU	INT	QBH	BLK
2020	0	0	0	0	0	0
2021	0	0	1	0	0	0
2022	0	0	2	0	2	0
<b>TOTAL</b>	<b>0</b>	<b>0</b>	<b>3</b>	<b>0</b>	<b>2</b>	<b>0</b>

**CAREER HIGHS**

<b>Tackles</b>	11 vs. Georgia Southern (2022)
<b>TFLs</b>	2.0 vs. Indiana (2022)
<b>Sacks</b>	none
<b>Breakups</b>	1 three times

**ANTHONY GRANT #10****5-11 | 200 | JR. | RB  
BUFORD, GA.****CAREER HONORS**

- B1G Co-Offensive Player of the Week (9/5)
- Nebraska Scholar-Athlete Honor Roll (Spring 2022)

**CAREER SUPERLATIVES**

- 100-Yard Rushing Games: 5
- Games with Multiple Rushing Touchdowns: 2

**CAREER NOTES**

- Began his career at Florida State (2018-19)
- Played at New Mexico Military Institute (2020-21)
- Was the NJCAA Male Student-Athlete of the Year & Football Offensive Player of the Year

**2022 TOP 25 NCAA FBS RANKINGS**

- Rushing Yards: 22nd (858)
- Rushing Yards Per Game: 22nd (95.3)

**SEASON HIGHLIGHTS**

- Has started every game and has the most carries (177) by a Husker since Terrell Newby in 2016
- Has rushed for 100 yards in five games, the first Husker with five 100-yard rushing games in a season since Devine Ozigbo in 2018
- Was the first Husker running back to have 100 yards rushing in each of his first three games as a Husker since Bobby Reynolds in 1950
- Ran for 101 yards and two touchdowns vs. Northwestern, the first Husker with 100 rushing yards in his debut since 2018
- Had a 46-yard touchdown run in the third quarter
- Also caught the first pass of his career with a 16-yard reception
- Had another 46-yard TD as part of a 189-yard rushing effort against North Dakota, becoming the first Husker since 2018 with back-to-back 100-yard rushing games
- Was the Big Ten co-Offensive Player of the Week, the first Husker to win the award since 2018
- Had a career-high 27 rushes for 138 yards and one touchdown against Georgia Southern
- Carried 13 times for 36 yards against No. 6 Oklahoma
- Ran for 136 yards on a career-high 32 carries against Indiana, the first 30-carry game for a Husker since Trey Bryant in 2017
- Had 47 rushing yards on 19 carries at Rutgers
- Also caught six passes for 34 yards, setting career highs in both categories
- Rushed 11 times for 35 yards and one touchdown at Purdue while catching two passes for eight yards
- Carried 12 times for 61 yards against Illinois and had three catches for 27 yards, leading Nebraska in receptions
- Ran for 115 yards on 21 carries against Minnesota with a five-yard reception

**GAME-BY-GAME**

OPPONENT	ATT.	YDS	TD	LONG
vs. Northwestern	19	101	2	46
North Dakota	23	189	2	46
Ga. Southern	27	138	1	14
Oklahoma	13	36	0	12
Indiana	32	136	0	17
@ Rutgers	19	47	0	7
@ Purdue	11	35	1	9
Illinois	12	61	0	22
Minnesota	21	115	0	36
@ Michigan				
Wisconsin				
@ Iowa				

**CAREER RUSHING STATS**

YEAR	G/S	ATT.	NET	Y/A	Y/G	TD
2018*	12/0	5	5	0.0	0.0	0
2019*					Redshirt	
2020					New Mexico Military Institute	
2021					New Mexico Military Institute	
2022	9/9	177	858	4.8	94.2	6
<b>TOTAL</b>	<b>21/9</b>	<b>182</b>	<b>863</b>	<b>4.7</b>	<b>41.1</b>	<b>6</b>

\*at Florida State

**RECEIVING:** 15 rec., 87 yd, 0 TDs**KICKOFF RETURNS:** 14 ret., 294 yds, 0 TDs**CAREER HIGHS**

<b>Rushing Attempts</b>	32 vs. Indiana (2022)
<b>Rushing Yards</b>	189 vs. North Dakota (2022)
<b>Rushing Touchdowns</b>	2 twice
<b>Long Rush</b>	46 twice (both TDs)
<b>Receptions</b>	6 at Rutgers (2022)
<b>Receiving Yards</b>	34 at Rutgers (2022)
<b>Receiving Touchdowns</b>	none
<b>Long Reception</b>	16 vs. Northwestern (2022)
<b>Kickoff Returns</b>	4 vs. Samford (2018)*
<b>Kickoff Return Yards</b>	101 vs. Samford (2018)*
<b>Long Kickoff Return</b>	30 vs. Wake Forest (2018)*

\*at Florida State



## MALCOLM HARTZOG #13

5-9 | 170 | FR. | DB  
SILVER CREEK, MISS.

### CAREER HONORS

- B1G Freshman of the Week (10/3)

### PERSONAL NOTES

- Was the first Mississippi native to sign with Nebraska out of high school since Brandon Jackson in 2004

### 2022 TOP 25 NCAA FBS RANKINGS

- Punt Return Touchdowns: 4th (1)

### SEASON HIGHLIGHTS

- Has played in every game with five straight starts
- Played only on special teams in the first three games before seeing his first action on defense against No. 6 Oklahoma
- Started at cornerback against Indiana and had the first pass breakup of his career
- Became the first Husker true freshman to start at cornerback since Lamar Jackson in 2016
- Also returned a blocked punt 30 yards for a touchdown to mark Nebraska's first blocked punt return for a touchdown since 2009
- Was named the Big Ten Freshman of the Week for his performance
- Had his first three career tackles and his first career interception at Rutgers, clinching the win
- Had three more tackles and another interception the next week at Purdue
- Set a career high with four tackles vs. Illinois
- Had four tackles again vs. Minnesota

### GAME-BY-GAME

OPPONENT	UT-AT-TT	TFL-YD	PBU	INT
vs. Northwestern	0-0-0	0.0-0	0	0
North Dakota	0-0-0	0.0-0	0	0
Ga. Southern	0-0-0	0.0-0	0	0
Oklahoma	0-0-0	0.0-0	0	0
Indiana	0-0-0	0.0-0	1	0
@ Rutgers	2-1-3	0.0-0	0	1
@ Purdue	1-2-3	0.0-0	0	1
Illinois	2-2-4	0.0-0	0	0
Minnesota	2-2-4	0.0-0	0	0
@ Michigan				
Wisconsin				
@ Iowa				

### CAREER TACKLE STATS

YEAR	G/S	UT	AT	TT	TFL-YD	SCK-YD
2022	9/5	7	7	14	0.0-0	0.0-0

### CAREER MISCELLANEOUS STATS

YEAR	FF	FR	PBU	INT	QBH	BLK
2022	0	0	1	2	0	0

### CAREER HIGHS

Tackles	4 twice
TFLs	none
Sacks	none
Breakups	1 vs. Indiana (2022)
Interceptions	1 twice
Punt Return TD	1 vs. Indiana [blocked] (2022)



## ERNEST HAUSMANN #15

6-2 | 220 | FR. | LB  
COLUMBUS, NEB.

### PERSONAL NOTES

- Born in Uganda
- Was legally adopted when he was two years old but was unable to join his new family in Nebraska until he was five years old

### SEASON HIGHLIGHTS

- Has played in every game with four starts
- Finished with three tackles as the only true freshman to see defensive snaps in the season opener against Northwestern
- Made his first career start and had six tackles vs. North Dakota
- Became only the fifth true freshman linebacker to start for Nebraska in the last 30 seasons
- Also started against Georgia Southern and recorded seven tackles
- Recorded one tackle against No. 6 Oklahoma
- Made three tackles at Purdue
- Had two tackles in a start against Illinois
- Made four tackles against Minnesota, including a two-yard tackle for loss for his first career TFL

### GAME-BY-GAME

OPPONENT	UT-AT-TT	TFL-YD	SACK-YD
vs. Northwestern	2-1-3	0.0-0	0.0-0
North Dakota	1-5-6	0.0-0	0.0-0
Ga. Southern	3-4-7	0.0-0	0.0-0
Oklahoma	1-0-1	0.0-0	0.0-0
Indiana	0-0-0	0.0-0	0.0-0
@ Rutgers	0-0-0	0.0-0	0.0-0
@ Purdue	2-1-3	0.0-0	0.0-0
Illinois	0-2-2	0.0-0	0.0-0
Minnesota	3-1-4	1.0-2	0.0-0
@ Michigan			
Wisconsin			
@ Iowa			

### CAREER TACKLE STATS

YEAR	G/S	UT	AT	TT	TFL-YD	SCK-YD
2022	9/4	12	14	26	1.0-2	0.0-0

### CAREER MISCELLANEOUS STATS

YEAR	FF	FR	PBU	INT	QBH	BLK
2022	0	0	0	0	0	0

### CAREER HIGHS

Tackles	7 vs. Georgia Southern (2022)
TFLs	1.0 vs. Minnesota (2022)
Sacks	none
Breakups	none



## TOMMI HILL #2

6-0 | 200 | SO. | WR  
ORLANDO, FLA.

### CAREER NOTES

- Spent his freshman year (2021) at Arizona State
- As a defender at ASU and Nebraska, played in 15 games with four starts, totaling 17 tackles and four breakups before moving to wide receiver

### SEASON HIGHLIGHTS

- Began the year as a starting cornerback before switching to wide receiver
- Started the first four games at cornerback
- Started in his Husker debut against Northwestern and had five tackles, a breakup and a hurry
- Had three tackles and another breakup against North Dakota
- Made a career-high eight tackles and had a career-high two breakups vs. Georgia Southern
- Had one tackle vs. No. 6 Oklahoma
- Made the switch to wide receiver prior to the Rutgers game
- Had one kickoff return for 22 yards at Rutgers
- Saw his first offensive snaps at Purdue and set career highs with four kickoff returns, 91 kickoff return yards and a long kickoff return of 32 yards
- Had an 18-yard kickoff return vs. Illinois
- Earned his first career start at wide receiver against Minnesota

### GAME-BY-GAME

OPPONENT	REC.	YDS	TD	LONG
vs. Northwestern*	0	0	0	-
North Dakota*	0	0	0	-
Ga. Southern*	0	0	0	-
Oklahoma*	0	0	0	-
Indiana*	0	0	0	-
@ Rutgers	0	0	0	-
@ Purdue	0	0	0	-
Illinois	0	0	0	-
Minnesota	0	0	0	-
@ Michigan				
Wisconsin				
@ Iowa				

\*Note: Played cornerback the first five games

### CAREER RECEIVING STATS

YEAR	G/S	REC.	YDS	Y/R	Y/G	TD
2021*	11/0	0	0	0.0	0.0	0
2022	9/5	0	0	0.0	0.0	0
TOTAL	20/5	0	0	0.0	0.0	0

\*at Arizona State

Note: Played CB in 2021 & first 5 games of 2022

KICKOFF RETURNS: 10 att., 210 yds, 0 TD

### CAREER HIGHS

Receptions	none
Receiving Yards	none
Receiving Touchdowns	none
Long Reception	none
Kickoff Returns	4 at Purdue (2022)
Kickoff Return Yards	91 at Purdue (2022)
Kickoff Return Touchdowns	none
Long Kickoff Return	32 at Purdue (2022)



## TRENT HIXSON #75

6-4 | 305 | SR. | OL  
OMAHA, NEB.

### CAREER HONORS

- Big Ten Distinguished Scholar (2021)
- 4-Time Academic All-Big Ten
- 10-Time Nebraska Scholar-Athlete Honor Roll
- 4-Time Brook Berringer Citizenship Team
- 4-Time Tom Osborne Citizenship Team

### CAREER NOTES

- Earned his degree in accounting

### SEASON HIGHLIGHTS

- Has started every game at center
- Is 1 of 2 Husker offensive linemen to start every game
- Is the only Husker offensive lineman to start every game at the same position
- Made his first career start at center against Northwestern

### CAREER STATS

- **Games:** 33  
(4 in 2018; 12 in 2019; 3 in 2020; 5 in 2021; 9 in 2022)
- **Starts:** 23 (12 in 2019; 2 in 2021; 9 in 2022)



## NASH HUTMACHER #72

6-4 | 330 | SO. | DL  
OACOMA, S.D.

### CAREER HONORS

- Academic All-Big Ten (2021)
- 4-Time Nebraska Scholar-Athlete Honor Roll

### CAREER NOTES

- Was a four-time state champion wrestler with a 166-0 record from his freshman to senior season at Chamberlain High School
- Won each of his final 73 high school matches by pin, the second-longest pin streak in the history of high school wrestling
- Won two national championships as a high school wrestler

### SEASON HIGHLIGHTS

- Has played in every game with one start
- Made his first career start against Northwestern
- Had his first career tackle vs. North Dakota
- Finished with a career-high two tackles against No. 6 Oklahoma
- Recorded one tackle against Indiana
- Made his first career solo tackle at Purdue
- Tied his career high with two tackles vs. Illinois
- Had one solo tackle against Minnesota

### GAME-BY-GAME

OPPONENT	UT-AT-TT	TFL-YD	SACK-YD
vs. Northwestern	0-0-0	0.0-0	0.0-0
North Dakota	0-1-1	0.0-0	0.0-0
Ga. Southern	0-0-0	0.0-0	0.0-0
Oklahoma	0-2-2	0.0-0	0.0-0
Indiana	0-1-1	0.0-0	0.0-0
@ Rutgers	0-0-0	0.0-0	0.0-0
@ Purdue	1-0-1	0.0-0	0.0-0
Illinois	0-2-2	0.0-0	0.0-0
Minnesota	1-0-1	0.0-0	0.0-0
@ Michigan			
Wisconsin			
@ Iowa			

### CAREER TACKLE STATS

YEAR	G/S	UT	AT	TT	TFL-YD	SCK-YD
2020*	1/0	0	0	0	0.0-0	0.0-0
2021	11/0	0	0	0	0.0-0	0.0-0
2022	9/1	2	6	8	0.0-0	0.0-0
<b>TOTAL</b>	<b>22/1</b>	<b>2</b>	<b>6</b>	<b>8</b>	<b>0.0-0</b>	<b>0.0-0</b>

\*redshirt season

### CAREER MISCELLANEOUS STATS

YEAR	FF	FR	PBU	INT	QBH	BLK
2020*	0	0	0	0	0	0
2021	0	0	0	0	0	0
2022	0	0	0	0	0	0
<b>TOTAL</b>	<b>0</b>	<b>0</b>	<b>0</b>	<b>0</b>	<b>0</b>	<b>0</b>

\*redshirt season

### CAREER HIGHS

<b>Tackles</b>	2 twice
<b>TFLs</b>	none
<b>Sacks</b>	none
<b>Breakups</b>	none



## RAHMIR JOHNSON #14

5-10 | 185 | SO. | RB  
ORADELL, N.J.

### CAREER HONORS

- Nebraska Scholar-Athlete Honor Roll (Fall 2021)
- 2-Time Brook Berringer Citizenship Team
- 2-Time Tom Osborne Citizenship Team

### CAREER SUPERLATIVES

- Games with Multiple Rushing Touchdowns: 2
- 100-Yard Receiving Games: 1

### SEASON HIGHLIGHTS

- Played in each of the first four games but did not have a carry or reception
- Had his first carry of the season with a 17-yard run at Purdue
- Had a season-high four carries against Minnesota with a seven-yard reception

### RUSHING GAME-BY-GAME

OPPONENT	ATT.	YDS	TD	LONG
vs. Northwestern	0	0	0	-
North Dakota	0	0	0	-
Ga. Southern	0	0	0	-
Oklahoma	0	0	0	-
Indiana	-Did Not Play-			
@ Rutgers	-Did Not Play-			
@ Purdue	1	17	0	17
Illinois	0	0	0	-
Minnesota	4	3	0	1
@ Michigan				
Wisconsin				
@ Iowa				

### CAREER RUSHING STATS

YEAR	G/S	ATT.	NET	Y/A	Y/G	TD
2019*	4/0	21	64	3.0	16.3	1
2020	6/0	8	30	3.8	5.0	1
2021	10/7	112	495	4.4	49.5	4
2022	7/0	5	20	4.0	2.9	0
<b>TOTAL</b>	<b>27/7</b>	<b>146</b>	<b>609</b>	<b>4.2</b>	<b>22.6</b>	<b>6</b>

\*redshirt season

**RECEIVING:** 24 rec., 249 yds, 2 TD

**KICKOFF RETURNS:** 6 ret., 92 yds, 0 TD

### CAREER RECEIVING STATS

YEAR	G/S	REC.	YDS	Y/R	Y/G	TD
2019*	4/0	1	12	12.0	3.0	0
2020	6/0	6	33	5.5	5.5	0
2021	10/7	16	197	12.3	19.7	2
2022	7/0	1	7	7.0	1.0	0
<b>TOTAL</b>	<b>27/7</b>	<b>24</b>	<b>249</b>	<b>10.4</b>	<b>9.2</b>	<b>2</b>

\*redshirt season

### CAREER HIGHS

<b>Rushing Attempts</b>	19 at Michigan St. (2021)
<b>Rushing Yards</b>	83 at Minnesota (2021)
<b>Rushing TDs</b>	2 twice
<b>Long Rush</b>	29 at Minnesota (2021)
<b>Receptions</b>	6 vs. Michigan (2021)
<b>Receiving Yards</b>	105 vs. Michigan (2021)
<b>Receiving Touchdowns</b>	1 twice
<b>Long Reception</b>	43 vs. Michigan (2021)

**CHRIS KOLAREVIC #31****6-1 | 225 | SR. | LB  
TRAVERSE CITY, MICH.****CAREER HONORS**

- 2-Time Nebraska Scholar-Athlete Honor Roll

**CAREER NOTES**

- Graduate transfer from FCS Northern Iowa
- Played in 16 games with 15 starts at UNI, recording 144 tackles, 9.5 TFLs and 2.0 sacks

**CAREER SUPERLATIVES**

- Double-Digit Tackle Games: 9

**SEASON HIGHLIGHTS**

- Has played in every game
- Had a two-yard tackle for loss vs. Northwestern
- Made two tackles against North Dakota
- Totaled eight tackles against No. 6 Oklahoma
- Blocked a punt against Indiana (returned for TD)
- Also added three tackles against the Hoosiers
- Had two tackles at Rutgers and had two kickoff returns for 18 yards as an upback
- Had four tackles at Purdue
- Also had four tackles against Illinois
- Posted four tackles for the third straight game against Minnesota while recording his 200th career tackle

**GAME-BY-GAME**

OPPONENT	UT-AT-TT	TFL-YD	SACK-YD
vs. Northwestern	1-1-2	1.0-2	0.0
North Dakota	0-2-2	0.0-0	0.0
Ga. Southern	0-0-0	0.0-0	0.0
Oklahoma	2-6-8	0.0-0	0.0
Indiana	1-2-3	0.0-0	0.0
@ Rutgers	1-1-2	0.0-0	0.0
@ Purdue	3-1-4	0.0-0	0.0
Illinois	1-3-4	0.0-0	0.0
Minnesota	1-3-4	0.0-0	0.0
@ Michigan			
Wisconsin			
@ Iowa			

**CAREER TACKLE STATS**

YEAR	G/S	UT	AT	TT	TFL-YD	SCK-YD
2017						
2018*	6/6	25	40	65	3.0-4	0.0-0
2019*	10/9	33	46	79	6.5-23	2.0-17
2020*						
2021	12/0	15	12	27	1.0-1	0.0-0
2022	9/0	10	19	29	1.0-2	0.0-0
<b>TOTAL</b>	<b>37/15</b>	<b>84</b>	<b>118</b>	<b>202</b>	<b>11.5-30</b>	<b>2.0-17</b>

\*at FCS Northern Iowa

**CAREER MISCELLANEOUS STATS**

YEAR	FF	FR	PBU	INT	QBH	BLK
2017*						
2018*	0	0	4	1	0	0
2019*	0	1	1	1	1	0
2020*						
2021	0	0	0	0	0	0
2022	0	0	0	0	1	1
<b>TOTAL</b>	<b>0</b>	<b>1</b>	<b>5</b>	<b>2</b>	<b>2</b>	<b>1</b>

\*at FCS Northern Iowa

**CAREER HIGHS**

<b>Tackles</b>	19 vs. South Dakota (2019)*
<b>TFLs</b>	1.5 twice*
<b>Sacks</b>	1.0 twice*
<b>Breakups</b>	2 at Indiana State (2018)*
<b>Interceptions</b>	1 twice*
<b>Blocked Punts</b>	1 vs. Indiana (2022)

\*at FCS Northern Iowa

**WYATT LIEWER #85****6-4 | 190 | JR. | WR  
O'NEILL, NEB.****CAREER HONORS**

- Nebraska Offensive Scout Team MVP (2018)
- Big Ten Distinguished Scholar (2022)
- 3-Time Academic All-Big Ten
- 8-Time Nebraska Scholar-Athlete Honor Roll
- Brook Berringer Citizenship Team (2019)
- Tom Osborne Citizenship Team (2019)

**PERSONAL NOTES**

- His father, Jamie, was a three-year letterwinner for the Huskers from 1990 to 1992, and a two-year starter on the defensive line

**CAREER NOTES**

- Earned his degree in agricultural economics

**SEASON HIGHLIGHTS**

- Has played in every game with a start against Northwestern
- Caught his first pass of the season with a career-long 13-yard grab against Georgia Southern
- Had a five-yard catch against No. 6 Oklahoma

**GAME-BY-GAME**

OPPONENT	REC.	YDS	TD	LONG
vs. Northwestern	0	0	0	-
North Dakota	0	0	0	-
Ga. Southern	1	13	0	13
Oklahoma	1	5	0	5
Indiana	0	0	0	-
@ Rutgers	0	0	0	-
@ Purdue	0	0	0	-
Illinois	0	0	0	-
Minnesota				
@ Michigan				
Wisconsin				
@ Iowa				


**CAREER RECEIVING STATS**

YEAR	G/S	REC.	YDS	Y/R	Y/G	TD
2018						
2019	0/0	0	0	0.0	0.0	0
2020	8/0	3	22	7.3	2.8	1
2021	12/4	4	24	6.0	2.0	0
2022	9/1	2	18	9.0	2.0	0
<b>TOTAL</b>	<b>29/5</b>	<b>9</b>	<b>64</b>	<b>7.1</b>	<b>2.2</b>	<b>1</b>

**CAREER HIGHS**

<b>Receptions</b>	2 twice
<b>Receiving Yards</b>	22 vs. Minnesota (2020)
<b>Receiving Touchdowns</b>	1 at Purdue (2020)
<b>Long Reception</b>	13 vs. Ga. Southern (2022)



**HENRY LUTOFSKY #59****6-6 | 310 | R-FR. | OL  
CRAWFORDSVILLE, IOWA****CAREER HONORS**

- Nebraska Scholar-Athlete Honor Roll (Spring 2022)

**CAREER NOTES**

- Played in two games in 2021, becoming the 17th true freshman offensive lineman to play in a game in Nebraska history

**SEASON HIGHLIGHTS**

- Has played in every game with two starts
- Earned his first career start at Purdue
- Started against Purdue and Illinois at right guard

**CAREER STATS**

- **Games:** 11 (2 in 2021; 9 in 2022)
- **Starts:** 2 (2 in 2022)

**OMAR MANNING #5****6-4 | 225 | SR. | WR  
LANCASTER, TEXAS****CAREER HONORS**

- Sam Foltz 27 Hero Leadership Award (2022)
- Brook Berringer Citizenship Team (2022)
- Tom Osborne Citizenship Team (2022)

**CAREER NOTES**

- Began his career at TCU, redshirting in 2017, before spending the 2018 and 2019 seasons at Kilgore College in Texas
- Nation's No. 1-ranked junior college wide receiver in the 2020 class

**SEASON HIGHLIGHTS**

- Has battled injuries to play in six games and catch three passes for 24 yards
- Saw his first action against North Dakota and had two catches for 16 yards
- Made an eight-yard reception against Georgia Southern
- Was injured early in the Rutgers game and did not return
- Missed the next two games before returning to see action against Minnesota

**GAME-BY-GAME**

OPPONENT	REC.	YDS	TD	LONG
vs. Northwestern	-Did Not Play-			
North Dakota	2	16	0	13
Ga. Southern	1	8	0	8
Oklahoma	0	0	0	-
Indiana	0	0	0	-
@ Rutgers	0	0	0	-
@ Purdue	-Did Not Play-			
Illinois	-Did Not Play-			
Minnesota	0	0	0	-
@ Michigan				
Wisconsin				
@ Iowa				

**CAREER RECEIVING STATS**

YEAR	G/S	REC.	YDS	Y/R	Y/G	TD
2017*						
						Redshirt
2018						Kilgore College
2019						Kilgore College
2020	1/0	0	0	0.0	0.0	0
2021	11/7	26	380	14.6	34.5	2
2022	6/0	3	24	8.0	4.4	0
<b>TOTAL</b>	<b>18/7</b>	<b>29</b>	<b>404</b>	<b>13.9</b>	<b>22.4</b>	<b>2</b>

\*at TCU

**RUSHING:** 2 att., 0 yds, 0 TD**CAREER HIGHS**

<b>Receptions</b>	4 twice
<b>Receiving Yards</b>	75 vs. Purdue (2021)
<b>Receiving Touchdowns</b>	1 twice
<b>Long Reception</b>	40 vs. Iowa (2021)

**OLIVER MARTIN #89****6-1 | 200 | SR. | WR  
CORALVILLE, IOWA****CAREER HONORS**

- Nebraska Scholar-Athlete Honor Roll (Spring 2021)

**CAREER NOTES**

- Has caught a touchdown pass for three different Big Ten teams (Michigan, Iowa, Nebraska)
- Began his career at Michigan (2017-18)
- Redshirted in 2017 and caught 11 passes for 125 yards and one touchdown in 13 games in 2018
- Transferred to Iowa in 2019 and was immediately eligible, totaling five catches for 28 yards
- Transferred to Nebraska in 2020 but did not receive an eligibility waiver until November
- Earned his Nebraska degree in finance

**CAREER SUPERLATIVES**

- 100-Yard Receiving Games: 1

**SEASON HIGHLIGHTS**

- Has played in every game with one start and has a career-high 180 receiving yards
- Caught two passes against Georgia Southern
- Made an 18-yard grab vs. No. 6 Oklahoma
- Started against Indiana and caught three passes for 65 yards, including a 34-yard touchdown
- Made two receptions at Rutgers
- Had a career-long 45-yard catch at Purdue

**GAME-BY-GAME**

OPPONENT	REC.	YDS	TD	LONG
vs. Northwestern	0	0	0	-
North Dakota	0	0	0	-
Ga. Southern	2	36	0	26
Oklahoma	1	18	0	18
Indiana	3	65	1	34
@ Rutgers	2	16	0	15
@ Purdue	1	45	0	45
Illinois	0	0	0	-
Minnesota	0	0	0	-
@ Michigan				
Wisconsin				
@ Iowa				

**CAREER RECEIVING STATS**

YEAR	G/S	REC.	YDS	Y/R	Y/G	TD
2017*						
						Redshirt
2018*	13/1	11	125	11.4	9.6	1
2019^	8/0	5	28	5.6	5.6	1
2020	5/4	5	63	12.6	12.6	0
2021	8/3	10	170	17.0	21.3	1
2022	9/1	9	180	20.0	20.0	1
<b>TOTAL</b>	<b>43/9</b>	<b>40</b>	<b>566</b>	<b>14.2</b>	<b>13.2</b>	<b>4</b>

\*at Michigan; ^at Iowa

**RUSHING:** 3 att., 16 yds, 0 TD**PUNT RETURNS:** 4 ret., 26 yds, 0 TD**CAREER HIGHS**

<b>Receptions</b>	6 at Illinois (2021)
<b>Receiving Yards</b>	103 at Illinois (2021)
<b>Receiving Touchdowns</b>	1 four times
<b>Long Reception</b>	45 at Purdue (2022)



## OCHAUN MATHIS #32

6-5 | 260 | JR. | EDGE  
MANOR, TEXAS

### CAREER HONORS (2018-21: TCU)

- 2-Time Second-Team All-Big 12
- Honorable-Mention Big 12 Defensive Lineman of the Year (2020)

### 2022 WATCH LIST

- Bronko Nagurski Trophy

### CAREER SUPERLATIVES

- Games with 2.0 or More Sacks: 4

### CAREER NOTES

- Graduate transfer was a two-time All-Big 12 pick played in 38 games with 34 starts at TCU, totaling 135 tackles, 30.5 TFLs and 15.5 sacks
- Earned his degree in general studies from TCU

### SEASON HIGHLIGHTS

- Ranked as the nation's No. 1 edge transfer (On3) and No. 7 overall newcomer (ESPN)
- Ranks 2nd on the team with 2.5 sacks and is tied for 2nd on the team with 4.0 tackles for loss
- Made eight tackles in his debut vs. Northwestern
- Had a five-yard sack against North Dakota
- Totaled five tackles with a half TFL against Georgia Southern
- Recorded seven tackles against No. 6 Oklahoma
- Had two tackles and a breakup vs. Indiana
- Totaled four tackles with one sack and a pass breakup at Rutgers
- Recorded eight tackles at Purdue, one shy of his career high
- Posted three tackles against Illinois
- Recorded four tackles against Minnesota including 1.5 TFLs and a half sack

### GAME-BY-GAME

OPPONENT	UT-AT-TT	TFL-YD	SACK-YD
vs. Northwestern	4-4-8	0.0-0	0.0-0
North Dakota	1-1-2	1.0-5	1.0-5
Ga. Southern	0-5-5	0.5-0	0.0-0
Oklahoma	4-3-7	0.0-0	0.0-0
Indiana	0-2-2	0.0-0	0.0-0
@ Rutgers	2-2-4	1.0-1	1.0-1
@ Purdue	6-2-8	0.0-0	0.0-0
Illinois	1-2-3	0.0-0	0.0-0
Minnesota	3-1-4	1.5-7	0.5-4
@ Michigan			
Wisconsin			
@ Iowa			

### CAREER TACKLE STATS

YEAR	G/S	UT	AT	TT	TFL-YD	SCK-YD
2018*^	4/0	1	3	4	0.5-2	0.0-0
2019*	12/12	20	20	40	9.3-34	2.5-19
2020	10/10	26	20	46	14.0-78	9.0-62
2021	12/12	30	15	45	7.0-35	4.0-28
2022	9/0	21	22	43	4.0-13	2.5-10
<b>TOTAL</b>	<b>47/34</b>	<b>98</b>	<b>80</b>	<b>178</b>	<b>34.5-152</b>	<b>18.0-119</b>

\*at TCU; ^redshirt season

### CAREER MISCELLANEOUS STATS

YEAR	FF	FR	PBU	INT	QBH	BLK
2018*^	0	0	0	0	0	0
2019*	0	0	1	0	6	0
2020	1	1	0	0	2	0
2021	0	0	3	0	5	1
2022	0	0	2	0	1	0
<b>TOTAL</b>	<b>1</b>	<b>1</b>	<b>6</b>	<b>0</b>	<b>14</b>	<b>1</b>

\*at TCU; ^redshirt season

### CAREER HIGHS

<b>Tackles</b>	9 vs. Louisiana Tech (2020)*
<b>TFLs</b>	3.0 vs. Texas Tech (2020)*
<b>Sacks</b>	3.0 vs. Texas Tech (2020)*
<b>Breakups</b>	2 at Texas Tech (2021)*
<b>Blocked Field Goals</b>	1 vs. West Virginia (2021)*

\*at TCU



## ETEVA MAUGA-CLEMENTS #5

6-1 | 220 | SR. | LB  
PLEASANT HILL, CALIF.

### CAREER HONORS

- Arthur Ashe Jr. Sports Scholar Award (2022)
- Academic All-Big Ten (2021)
- 4-Time Nebraska Scholar-Athlete Honor Roll
- Brook Berringer Citizenship Team (2020)
- Tom Osborne Citizenship Team (2020)

### CAREER NOTES

- Played two seasons at Diablo Valley Community College before transferring to Nebraska
- Earned his Nebraska degree in criminology and criminal justice

### SEASON HIGHLIGHTS

- Has played in every game with one start
- Made two stops against Northwestern in the season opener
- Had three tackles against North Dakota
- Posted five tackles against No. 6 Oklahoma
- Recorded three tackles against Indiana
- Also had three tackles at Rutgers
- Made his first career start at Purdue and finished with three tackles
- Set a career high with six tackles against Illinois with a half tackle for loss
- Made four stops against Minnesota

### GAME-BY-GAME

OPPONENT	UT-AT-TT	TFL-YD	SACK-YD
vs. Northwestern	1-1-2	0.0-0	0.0-0
North Dakota	1-2-3	0.0-0	0.0-0
Ga. Southern	0-0-0	0.0-0	0.0-0
Oklahoma	3-2-5	0.0-0	0.0-0
Indiana	2-1-3	0.0-0	0.0-0
@ Rutgers	0-3-3	0.0-0	0.0-0
@ Purdue	0-3-3	0.0-0	0.0-0
Illinois	1-5-6	0.5-0	0.0-0
Minnesota	2-2-4	0.0-0	0.0-0
@ Michigan			
Wisconsin			
@ Iowa			

### CAREER TACKLE STATS

YEAR	G/S	UT	AT	TT	TFL-YD	SCK-YD
2020	7/0	1	0	1	0.0-0	0.0-0
2021	12/0	3	2	5	1.5-2	0.0-0
2022	9/1	10	19	29	0.5-0	0.0-0
<b>TOTAL</b>	<b>28/1</b>	<b>14</b>	<b>21</b>	<b>35</b>	<b>2.0-2</b>	<b>0.0-0</b>

### CAREER MISCELLANEOUS STATS

YEAR	FF	FR	PBU	INT	QBH	BLK
2020	0	0	0	0	0	0
2021	0	0	1	0	0	0
2022	0	0	0	0	0	0
<b>TOTAL</b>	<b>0</b>	<b>0</b>	<b>1</b>	<b>0</b>	<b>0</b>	<b>0</b>

### CAREER HIGHS

<b>Tackles</b>	6 vs. Illinois (2022)
<b>TFLs</b>	1.5 vs. Fordham (2021)
<b>Sacks</b>	none
<b>Breakups</b>	1 vs. Buffalo (2021)

**BRANDON MOORE #24****6-0 | 190 | SR. | DB  
SANFORD, FLA.****CAREER NOTES**

- Transfer who spent five years at UCF (2016-20) and one year at Florida State (2021)
- Is in his seventh year after an injury limited him to three games over a three-year stretch
- Played in 29 games with 21 starts with UCF, totaling 77 tackles, 3.5 tackles for loss, two interceptions and 21 pass breakups,

**SEASON HIGHLIGHTS**

- Did not join the team until August
- Made his first tackle against Georgia Southern
- Had two tackles and an interception at Rutgers
- Made two tackles at Purdue

**GAME-BY-GAME**

OPPONENT	UT-AT-TT	TFL-YD	PBU	INT
vs. Northwestern	-Did Not Play-			
North Dakota	0-0-0	0.0-0	0	0
Ga. Southern	0-1-1	0.0-0	0	0
Oklahoma	0-0-0	0.0-0	0	0
Indiana	0-0-0	0.0-0	0	0
@ Rutgers	2-0-2	0.0-0	0	1
@ Purdue	1-1-2	0.0-0	0	0
Illinois	0-0-0	0.0-0	0	0
Minnesota	0-0-0	0.0-0	0	0
@ Michigan				
Wisconsin				
@ Iowa				

**CAREER TACKLE STATS**

YEAR	G/S	UT	AT	TT	TFL-YD	SCK-YD
2016					Redshirt	
2017*	13/7	25	6	31	2.5-7	0.0-0
2018*	13/13	31	12	43	1.0-1	0.0-0
2019*	1/1	1	1	2	0.0-0	0.0-0
2020*	2/0	0	1	1	0.0-0	0.0-0
2021#					-Did Not Play-	
2022	6/0	3	2	5	0.0-0	0.0-0
<b>TOTAL</b>	<b>35/21</b>	<b>60</b>	<b>22</b>	<b>82</b>	<b>3.5-8</b>	<b>0.0-0</b>

\*at UCF; #at Florida State

**CAREER MISCELLANEOUS STATS**

YEAR	FF	FR	PBU	INT	QBH	BLK
2016*						Redshirt
2017*	1	1	9	1	0	0
2018*	0	0	11	1	0	0
2019*	0	0	1	0	0	0
2020*	0	0	0	0	0	0
2021#						-Did Not Play-
2022	0	0	0	1	0	0
<b>TOTAL</b>	<b>1</b>	<b>1</b>	<b>21</b>	<b>3</b>	<b>0</b>	<b>0</b>

\*at UCF; #at Florida State

**CAREER HIGHS**

<b>Tackles</b>	7 vs. Florida Atlantic (2018)*
<b>TFLs</b>	1.0 three times*
<b>Sacks</b>	none
<b>Breakups</b>	3 vs. Memphis (2017)*
<b>Interceptions</b>	1 three times

\*at UCF

**GARRETT NELSON #44****6-4 | 245 | JR. | EDGE  
SCOTTSBLUFF, NEB.****CAREER HONORS**

- Team Captain (2022)
- 2-Time Academic All-Big Ten
- 3-Time Nebraska Scholar-Athlete Honor Roll

**CAREER NOTES**

- Earned his degree in finance
- Has started 29 consecutive games, the longest active streak on the team

**PERSONAL NOTES**

- His father Chris was a two-time All-America wrestler at Nebraska

**SEASON HIGHLIGHTS**

- Has started every game and leads Nebraska with 7.5 TFLs and 4.5 sacks
- Had three tackles and a breakup against Northwestern
- Finished with eight tackles vs. North Dakota
- Added a pass breakup and a three-yard strip sack that resulted in a takeaway
- Totaled four tackles against Georgia Southern
- Made five tackles and had a takeaway with a fumble recovery against No. 6 Oklahoma
- Set a career high with 2.0 sacks vs. Indiana
- Had a career-high 11 tackles with 2.0 TFLs and 1.5 sacks at Rutgers
- Made three tackles at Purdue with 1.0 tackle for loss, his third straight game with a TFL
- Had three tackles against Illinois
- Recorded five tackles against Minnesota with 1.5 tackles for loss

**GAME-BY-GAME**

OPPONENT	UT-AT-TT	TFL-YD	SACK-YD
vs. Northwestern	1-2-3	0.0-0	0.0-0
North Dakota	6-2-8	1.0-3	1.0-3
Ga. Southern	2-2-4	0.0-0	0.0-0
Oklahoma	3-2-5	0.0-0	0.0-0
Indiana	3-0-3	2.0-18	2.0-18
@ Rutgers	2-9-11	2.0-12	1.5-11
@ Purdue	3-0-3	1.0-3	0.0-0
Illinois	2-1-3	0.0-0	0.0-0
Minnesota	2-3-5	1.5-3	0.0-0
@ Michigan			
Wisconsin			
@ Iowa			

**CAREER TACKLE STATS**


YEAR	G/S	UT	AT	TT	TFL-YD	SCK-YD
2019	11/0	4	11	15	2-5	0.0-0
2020	8/8	16	14	30	4.0-16	1.5-10
2021	12/12	25	32	57	11.5-57	5.0-38
2022	9/9	24	21	45	7.5-39	4.5-32
<b>TOTAL</b>	<b>40/29</b>	<b>69</b>	<b>78</b>	<b>147</b>	<b>25.0-117</b>	<b>11.0-80</b>

**CAREER MISCELLANEOUS STATS**

YEAR	FF	FR	PBU	INT	QBH	BLK
2019	0	0	0	0	0	0
2020	0	0	0	0	1	0
2021	1	0	2	0	4	0
2022	1	1	2	0	4	0
<b>TOTAL</b>	<b>2</b>	<b>1</b>	<b>4</b>	<b>0</b>	<b>9</b>	<b>0</b>

**CAREER HIGHS**

<b>Tackles</b>	11 at Rutgers (2022)
<b>TFLs</b>	2.5 at Illinois (2021)
<b>Sacks</b>	2.0 vs. Indiana (2022)
<b>Breakups</b>	1 four times



## QUINTON NEWSOME

#6

6-1 | 180 | JR. | DB  
SUWANEE, GA.

### CAREER HONORS

- 2-Time Nebraska Scholar-Athlete Honor Roll
- Brook Berringer Citizenship Team (2020)
- Tom Osborne Citizenship Team (2020)

### CAREER SUPERLATIVES

- Double-Digit Tackle Games: 1

### CAREER NOTES

- Has started 21 consecutive games

### SEASON HIGHLIGHTS

- Has started every game and has a career-high eight pass breakups and 3.0 tackles for loss Leads Nebraska in breakups (8)
- Recorded four tackles, a half tackle for loss and a pass breakup against Northwestern
- Made two tackles and had a quarterback hurry against North Dakota
- Had six tackles and tied his career high with two pass breakups against Georgia Southern
- Finished with five tackles vs. No. 6 Oklahoma
- Recorded five tackles and tied his career high with two pass breakups against Indiana
- Started at Rutgers but was injured in the game
- Returned to total six tackles with two pass breakups the next week at Purdue
- Had four tackles against Illinois, including a career-high 2.5 tackles for loss, his second career sack and first career fumble recovery
- Recorded his 100th career tackle against the Illini
- Posted four tackles and a breakup vs. Minnesota

### GAME-BY-GAME

OPPONENT	UT-AT-TT	TFL-YD	PBU	INT
vs. Northwestern	2-2-4	0.5-1	1	0
North Dakota	0-2-2	0.0-0	0	0
Ga. Southern	5-1-6	0.0-0	2	0
Oklahoma	4-1-5	0.0-0	0	0
Indiana	2-3-5	0.0-0	2	0
@ Rutgers	0-0-0	0.0-0	0	0
@ Purdue	6-0-6	0.0-0	2	0
Illinois	2-2-4	2.5-16	0	0
Minnesota	0-2-2	0.0-0	1	0
@ Michigan				
Wisconsin				
@ Iowa				

### CAREER TACKLE STATS

YEAR	G/S	UT	AT	TT	TFL-YD	SCK-YD
2019	10/0	0	0	0	0-0	0.0-0
2020	8/1	9	2	11	0.0-0	0.0-0
2021	12/12	38	19	57	2.0-6	1.0-4
2022	9/9	21	13	34	3.0-17	1.0-12
<b>TOTAL</b>	<b>39/22</b>	<b>71</b>	<b>34</b>	<b>102</b>	<b>5.0-23</b>	<b>2.0-6</b>

### CAREER MISCELLANEOUS STATS

YEAR	FF	FR	PBU	INT	QBH	BLK
2019	0	0	0	0	0	0
2020	1	0	0	0	0	0
2021	0	0	4	0	0	0
2022	0	1	8	0	1	0
<b>TOTAL</b>	<b>1</b>	<b>1</b>	<b>12</b>	<b>0</b>	<b>1</b>	<b>0</b>

### CAREER HIGHS

<b>Tackles</b>	10 vs. Ohio St. (2021)
<b>TFLs</b>	2.5 vs. Illinois (2022)
<b>Sacks</b>	1.0 twice
<b>Breakups</b>	2 four times



## CAMERON PIEPER

#91

6-4 | 250 | JR. | LS  
LINCOLN, NEB.

### CAREER HONORS

- 3-Time Big Ten Distinguished Scholar
- 3-Time Academic All-Big Ten
- 8-Time Nebraska Scholar-Athlete Honor Roll
- 2-Time Brook Berringer Citizenship Team
- 2-Time Tom Osborne Citizenship Team

### SEASON HIGHLIGHTS

- Has handled the long-snapping duties on Nebraska's field goal and PAT units in every game

### CAREER STATS

- **Games:** 27 (8 in 2020; 11 in 2021; 9 in 2022)



**TREY  
PALMER**

#3

**6-1 | 190 | JR. | WR  
KENTWOOD, LA.****CAREER HONORS**

- Nebraska Scholar-Athlete Honor Roll (Spring 2022)

**NEBRASKA RECORD**

- Receiving Yards in a Game: 237 (vs. Purdue, Oct. 15, 2022)

**2022 WATCH LISTS**

- Biletnikoff Award (added to list in October)
- Paul Hornung Award

**CAREER NOTES**

- Spent three seasons at LSU (2019-21) before transferring to Nebraska
- Caught 41 passes for 458 yards and three touchdowns at LSU with 15 kickoff returns for 394 yards and 23 punt returns for 188 yards
- Has both a punt and kickoff return for a touchdown in his career

**CAREER SUPERLATIVES**

- 100-Yard Receiving Games: 2
- Games with Multiple Receiving TDs: 1

**2022 TOP 25 NCAA FBS RANKINGS**

- Receiving Yards Per Game: 14th (91.0)
- Receiving Yards: 15th (819)

**SEASON HIGHLIGHTS**

- Graded as the No. 10 wide receiver in the nation by Pro Football Focus (No. 6 in the Power Five)
- Has started every game and leads NU with career highs in receptions (53), receiving yards (819) and receiving touchdowns (5)
- Has set career highs in receiving yards five times this season
- Has 29 more receptions than any other Husker and 452 more receiving yards
- Has the only 200-yard receiving game in conference play by a Big Ten player in 2022
- Is the only Big Ten player to have two 150-yard receiving efforts in conference play
- Set a then-career high with eight catches against Northwestern with two kick returns for 42 yards
- Totaled 82 receiving yards vs. North Dakota
- Had six receptions for 81 yards against Georgia Southern with a 20-yard kickoff return
- Set a career high with 10 catches for 92 yards against No. 6 Oklahoma with a 32-yard touchdown reception for his first score at NU
- Posted his first career 100-yard receiving game by catching eight passes for 157 yards against Indiana, including a 71-yard touchdown
- Also returned three punts for 37 yards
- Caught four passes for 64 yards at Rutgers, including the game-winning 27-yard touchdown with 8:54 remaining
- Topped 1,000 career receiving yards on his game-winning touchdown catch
- Caught seven passes at Purdue with a career-high two touchdowns, his fourth straight game with a touchdown catch

- Set a school record with 237 receiving yards, including a career-long 72-yard touchdown
- His 237 receiving yards are the fourth-highest total in the FBS this season and rank second among Power Five players
- Also had a career-long 60-yard rush to finish with 297 all-purpose yards, the fifth-highest total in school history and the most since 2014
- Averaged 37.1 yards per play on his eight offensive touches at Purdue
- According to Sports Reference, was the 4th FBS player this century to have 200 receiving yards and 50 rushing yards in a game and the first to have 225 receiving yards and 50 rushing yards
- Limited to one catch for one yard vs. Illinois
- Caught five passes for 37 yards vs. Minnesota

**GAME-BY-GAME**

OPPONENT	REC.	YDS	TD	LONG
vs. Northwestern	8	68	0	16
North Dakota	4	82	0	35
Ga. Southern	6	81	0	24
Oklahoma	10	92	1	32
Indiana	8	157	1	35
@ Rutgers	4	64	1	27
@ Purdue	7	237	2	72
Illinois	1	1	0	1
Minnesota	5	37	0	10
@ Michigan				
Wisconsin				
@ Iowa				

**CAREER STATS**

YEAR	G/S	REC.	YDS	Y/R	Y/G	TD
2019*	9/0	1	6	6.0	0.7	0
2020*	8/0	10	108	10.8	13.5	0
2021*	11/5	30	344	11.5	31.3	3
2022	9/8	53	819	15.5	91.0	5
<b>TOTAL</b>	<b>37/13</b>	<b>94</b>	<b>1,277</b>	<b>13.6</b>	<b>34.5</b>	<b>8</b>

\*at LSU

**RUSHING:** 5 att., 66 yds, 0 TD**KICKOFF RETURNS:** 18 att., 456 yds, 1 TD**PUNT RETURNS:** 27 att., 224 yds, 1 TD**CAREER RECEIVING HIGHS**

<b>Receptions</b>	10 vs. Oklahoma (2022)
<b>Receiving Yards</b>	237 at Purdue (2022)^
<b>Receiving Touchdowns</b>	2 at Purdue (2022)
<b>Long Reception</b>	72 [TD] at Purdue (2022)

^school record

**CAREER RETURN HIGHS**

<b>Kickoff Returns</b>	3 vs. Auburn (2020)*
<b>Kickoff Return Yards</b>	118 vs. So. Carolina (2020)*
<b>Long Kickoff Return</b>	93 [TD] vs. So. Carolina (2020)*
<b>Punt Returns</b>	4 vs. Arkansas (2021)*
<b>Punt Return Yards</b>	54 vs. Northwestern St. (2019)*
<b>Long Punt Return</b>	54 [TD] vs. Northwestern St. (2019)*
<b>All-Purpose Yards</b>	297 at Purdue (2022)

\*at LSU

**ETHAN  
PIPER**

#57

**6-2 | 295 | SO. | OL  
NORFOLK, NEB.****CAREER HONORS**

- 2-Time Big Ten Distinguished Scholar
- 2-Time Academic All-Big Ten
- 6-Time Nebraska Scholar-Athlete Honor Roll
- Sam Foltz 27 Hero Leadership Award (2021)
- Brook Berringer Citizenship Team (2021)
- Tom Osborne Citizenship Team (2021)

**2022 WATCH LIST**

- Allstate Good Works Team

**CAREER NOTES**

- Played in one game while redshirting in 2019, becoming the 13th true freshman offensive lineman to play in a game at Nebraska

**SEASON HIGHLIGHTS**

- Has played in seven games with five starts
- Earned his first start of the season at left guard against Indiana
- Has started the last five games at left guard

**CAREER STATS**

- **Games:** 21 (1 in 2019; 8 in 2020; 5 in 2021; 7 in 2022)
- **Starts:** 15 (7 in 2020; 3 in 2021; 5 in 2022)

**CHUBBA  
PURDY**

#6

**6-2 | 210 | R-FR. | QB  
QUEEN CREEK, ARIZ.****CAREER HONORS**

- Nebraska Scholar-Athlete Honor Roll (Spring 2022)

**PERSONAL NOTES**

- His brother Brock was a quarterback at Iowa State (2018-21) who is with the San Francisco 49ers
- His father Shawn played baseball at Miami and had an eight-year minor league career

**CAREER NOTES**

- Spent two years at Florida State (2020-21) playing in four games with one start but did not use an official season of eligibility
- Completed 32-of-58 passes for 317 yards and four touchdowns with 20 carries for 62 yards

**SEASON HIGHLIGHTS**

- Has played in four games
- Made his Nebraska debut against No. 6 Oklahoma, completing 7-of-11 passes for 35 yards and rushing five times for 29 yards, including an eight-yard touchdown
- Threw one pass and had a two-yard rush at Rutgers
- Was 3-of-8 passing against Illinois
- Started vs. Minnesota and accounted for 65 total yards with a rushing touchdown

**CAREER PASSING STATS**

YEAR	G/S	CMP-ATT	PCT	YDS	TD	INT
2020*	3/1	27-53	50.9	219	2	1
2021*^	1/0	5-5	100.0	98	2	0
2022	5/1	16-36	44.4	91	0	3
<b>TOTAL</b>	<b>9/2</b>	<b>48-94</b>	<b>51.0</b>	<b>408</b>	<b>4</b>	<b>3</b>

**TOTAL OFFENSE:** 132 att., 504 yds, 5 TDs

\*at Florida State; ^redshirt season

**CAREER RUSHING STATS**

YEAR	G/S	ATT.	NET	Y/A	Y/G	TD
2020*	3/1	19	57	3.0	19.0	0
2021*^	1/0	1	5	5.0	5.0	0
2022	5/1	19	34	1.8	6.8	2
<b>TOTAL</b>	<b>9/2</b>	<b>38</b>	<b>96</b>	<b>2.5</b>	<b>10.7</b>	<b>2</b>

\*at Florida State; ^redshirt season

**CAREER PASSING HIGHS**

<b>Attempts</b>	23 at NC State (2020)*
<b>Completions</b>	15 at NC State (2020)*
<b>Yards</b>	181 at NC State (2020)*
<b>Touchdowns</b>	2 twice
<b>Long Pass</b>	69 [TD] at NC State (2020)*

\*at Florida State

**CAREER RUSHING HIGHS**


<b>Attempts</b>	12 at NC State (2020)*
<b>Yards</b>	54 at NC State (2020)*
<b>Touchdowns</b>	1 vs. Oklahoma (2022)
<b>Long Rush</b>	21 at NC State (2020)*

\*at Florida State

**CAREER TOTAL OFFENSE HIGHS**

<b>Attempts</b>	35 at NC State (2020)*
<b>Yards</b>	235 at NC State (2020)*
<b>Total Touchdowns</b>	2 twice*

\*at Florida State

**LUKE  
REIMER**

#28

**6-1 | 225 | JR. | LB  
LINCOLN, NEB.****CAREER HONORS**

- Honorable-Mention All-Big Ten (2021)
- Big Ten Defensive Player of the Week (9/13/21)
- Nebraska Linebacker of the Year (2021)
- 2-Time Academic All-Big Ten
- 5-Time Nebraska Scholar-Athlete Honor Roll

**NEBRASKA RECORDS**

- Tackles in a Big Ten Game (19 vs. Purdue, 2021)

**2022 WATCH LISTS**

- Butkus Award
- Chuck Bednarik Award

**CAREER SUPERLATIVES**

- Double-Digit Tackle Games: 8

**CAREER NOTES**

- Joined Nebraska as a walk-on but was placed on scholarship prior to the 2020 season
- Ranked in the top 25 nationally in 2021 in tackles per game and solo tackles per game

**NEBRASKA CAREER RANKINGS**

- Tackles: t-23rd (226)

**SEASON HIGHLIGHTS**

- Leads Nebraska with 67 tackles despite missing one game due to injury
- Was the first Husker with 30 or more tackles through a season's first three games since Lavonte David in 2011
- Led all tacklers with 15 stops vs. Northwestern
- Made seven tackles against North Dakota
- Had nine tackles against Georgia Southern and tied his career high with 1.5 TFLs while also breaking up a pass
- Led Nebraska with eight tackles against No. 6 Oklahoma, including a four-yard sack
- Tied for the team lead with five tackles vs. Indiana and had a career-high two pass breakups
- Had an identical stat line with five tackles and two pass breakups at Rutgers the next week
- Suffered an injury in the Rutgers game that kept him out of the Purdue contest, snapping his streak of starting 18 consecutive games
- Returned to lead Nebraska with nine tackles against Illinois with a half tackle for loss
- Had nine tackles again vs. Minnesota to move into the top 25 on Nebraska's all-time tackles list

**GAME-BY-GAME**

OPPONENT	UT-AT-TT	TFL-YD	SACK-YD
vs. Northwestern	7-8-15	0.0-0	0.0-0
North Dakota	0-7-7	0.0-0	0.0-0
Ga. Southern	4-5-9	1.5-2	0.0-0
Oklahoma	3-5-8	1.0-4	1.0-4
Indiana	2-3-5	0.0-0	0.0-0
@ Rutgers	3-2-5	0.0-0	0.0-0
@ Purdue	-Did Not Play-		
Illinois	5-4-9	0.5-0	0.0-0
Minnesota	5-4-9	0.5-0	0.0-0
@ Michigan			
Wisconsin			
@ Iowa			

**CAREER TACKLE STATS**

YEAR	G/S	UT	AT	TT	TFL-YD	SCK-YD
2019	10/0	7	4	11	1-4	0.0-0
2020	6/5	29	11	40	5.0-18	2.0-12
2021	12/12	60	48	108	6.0-22	1.0-6
2022	8/8	29	38	67	3.0-6	1.0-4
<b>TOTAL</b>	<b>36/25</b>	<b>125</b>	<b>101</b>	<b>226</b>	<b>15.0-50</b>	<b>4.0-22</b>

**CAREER MISCELLANEOUS STATS**

YEAR	FF	FR	PBU	INT	QBH	BLK
2019	0	1	0	0	0	0
2020	1	0	0	0	0	0
2021	3	0	6	1	3	0
2022	0	0	2	1	1	0
<b>TOTAL</b>	<b>4</b>	<b>1</b>	<b>11</b>	<b>2</b>	<b>4</b>	<b>0</b>

**CAREER HIGHS**

<b>Tackles</b>	19 vs. Purdue (2021)
<b>TFLs</b>	1.5 three times
<b>Sacks</b>	1.0 three times
<b>Breakups</b>	2 vs. Indiana (2022)
<b>Interceptions</b>	1 twice

**TY ROBINSON #99****6-6 | 310 | SO. | DL  
GILBERT, ARIZ.****CAREER HONORS**

- Nebraska Scholar-Athlete Honor Roll (Fall 2020)

**PERSONAL NOTES**

- His younger brother Truitt is a redshirt freshman wide receiver with the Huskers

**SEASON HIGHLIGHTS**

- Has started every game
- Had one tackle against both Northwestern and North Dakota
- Made three stops against Georgia Southern, including a half tackle for loss
- Totaled one solo tackle vs. No. 6 Oklahoma
- Made four solo stops against Indiana, including an eight-yard sack
- Recorded one tackle at Purdue
- Made a career-high six tackles against Illinois with a half tackle for loss
- Had a six-yard sack against Minnesota

**GAME-BY-GAME**

OPPONENT	UT-AT-TT	TFL-YD	SACK-YD
vs. Northwestern	0-1-1	0.0-0	0.0-0
North Dakota	1-0-1	0.0-0	0.0-0
Ga. Southern	1-2-3	0.5-1	0.0-0
Oklahoma	1-0-1	0.0-0	0.0-0
Indiana	4-0-4	1.0-8	1.0-8
@ Rutgers	0-0-0	0.0-0	0.0-0
@ Purdue	0-1-1	0.0-0	0.0-0
Illinois	3-3-6	0.5-1	0.0-0
Minnesota	1-0-1	1.0-6	1.0-6
@ Michigan			
Wisconsin			
@ Iowa			

**CAREER TACKLE STATS**

YEAR	G/S	UT	AT	TT	TFL-YD	SCK-YD
2019*	3/0	0	0	0	0-0	0.0-0
2020	8/7	5	12	17	2.0-3	0.0-0
2021	12/4	13	14	27	4.0-23	2.0-20
2022	9/9	11	7	18	3.0-16	2.0-16
<b>TOTAL</b>	<b>33/10</b>	<b>29</b>	<b>33</b>	<b>62</b>	<b>11.0-42</b>	<b>4.0-34</b>

\*redshirt season

**CAREER MISCELLANEOUS STATS**

YEAR	FF	FR	PBU	INT	QBH	BLK
2019*	0	0	0	0	0	0
2020	0	0	0	0	2	0
2021	0	0	1	0	1	0
2022	0	0	0	0	0	0
<b>TOTAL</b>	<b>0</b>	<b>0</b>	<b>1</b>	<b>0</b>	<b>3</b>	<b>0</b>

\*redshirt season

**CAREER HIGHS**

<b>Tackles</b>	6 vs. Illinois (2022)
<b>TFLs</b>	1.0 seven times
<b>Sacks</b>	1.0 four times
<b>Breakups</b>	1 vs. Michigan (2021)

**PHALEN SANFORD #37****5-11 | 200 | JR. | DB  
BENKELMAN, NEB..****CAREER HONORS**

- Nebraska Special Teams Player of the Year (2021)
- Academic All-Big Ten (2020)
- 2-Time Nebraska Scholar-Athlete Honor Roll

**CAREER NOTES**

- Spent his 2018 freshman season at Hastings College, where he redshirted in football and also competed in track and field
- Played eight-man football in high school

**SEASON HIGHLIGHTS**

- Has played in every game, seeing action on special teams and in the secondary
- Saw his first action on defense against North Dakota, finishing with a career-high two tackles
- Made a tackle on kickoff coverage against Georgia Southern
- Had one tackle on defense against No. 6 Oklahoma
- Blocked a punt at Purdue and saw extensive action on defense, finishing with a career-high three tackles
- Made two tackles against Illinois

**GAME-BY-GAME**

OPPONENT	UT-AT-TT	TFL-YD	PBU	INT
vs. Northwestern	0-0-0	0.0-0	0	0
North Dakota	2-0-2	0.0-0	0	0
Ga. Southern	0-1-1	0.0-0	0	0
Oklahoma	1-0-1	0.0-0	0	0
Indiana	0-0-0	0.0-0	0	0
@ Rutgers	0-0-0	0.0-0	0	0
@ Purdue	2-1-3	0.0-0	0	0
Illinois	1-1-2	0.0-0	0	0
Minnesota	0-0-0	0.0-0	0	0
@ Michigan				
Wisconsin				
@ Iowa				

**CAREER TACKLE STATS**

YEAR	G/S	UT	AT	TT	TFL-YD	SCK-YD
2019	2/0	0	0	0	0-0	0.0-0
2020	4/0	0	0	0	0.0-0	0.0-0
2021	12/0	2	1	3	0.0-0	0.0-0
2022	9/0	6	3	9	0.0-0	0.0-0
<b>TOTAL</b>	<b>33/0</b>	<b>8</b>	<b>4</b>	<b>12</b>	<b>0.0-0</b>	<b>0.0-0</b>

**CAREER MISCELLANEOUS STATS**

YEAR	FF	FR	PBU	INT	QBH	BLK
2019	0	0	0	0	0	0
2020	0	0	0	0	0	0
2021	0	0	0	0	0	0
2022	0	0	0	0	0	1
<b>TOTAL</b>	<b>0</b>	<b>0</b>	<b>0</b>	<b>0</b>	<b>0</b>	<b>1</b>

**CAREER HIGHS**

<b>Tackles</b>	3 at Purdue (2022)
<b>TFLs</b>	none
<b>Sacks</b>	none
<b>Breakups</b>	none
<b>Blocked Punt</b>	1 at Purdue (2022)

**LOGAN SMOTHERS #8****6-2 | 190 | SO. | QB  
MUSCLE SHOALS, ALA.****CAREER HONORS**

- Academic All-Big Ten (2021)
- 5-Time Nebraska Scholar-Athlete Honor Roll

**PERSONAL NOTES**

- His father Shane is the head coach at Cordova High School in Alabama, his 13th season as a high school head coach

**SEASON HIGHLIGHTS**

- Has played in four games at quarterback
- Lined up at quarterback for one play against Northwestern and had a seven-yard rush
- Also took one snap at quarterback against Georgia Southern and had a 10-yard rush
- Played one series against Illinois and completed his only pass for one yard while rushing twice for six yards
- Saw his most extensive action of the season against Minnesota, completing 5-of-10 passes for 80 yards with four rushing yards

**CAREER PASSING STATS**

YEAR	G/S	CMP-ATT	PCT	YDS	TD	INT
2020				Did Not Play		
2021	6/1	23-33	69.7	317	0	1
2022	4/0	6-11	54.5	81	0	0
<b>TOTAL</b>	<b>10/1</b>	<b>29-44</b>	<b>65.9</b>	<b>398</b>	<b>0</b>	<b>1</b>

**TOTAL OFFENSE:** 89 att., 568 yds, 2 TDs**CAREER RUSHING STATS**

YEAR	G/S	ATT.	NET	Y/A	Y/G	TD
2020				Did Not Play		
2021	6/1	37	133	3.6	22.2	2
2022	4/0	8	27	3.4	6.8	0
<b>TOTAL</b>	<b>10/1</b>	<b>45</b>	<b>160</b>	<b>3.6</b>	<b>16.0</b>	<b>2</b>

**CAREER PASSING HIGHS**

<b>Attempts</b>	22 vs. Iowa (2021)
<b>Completions</b>	16 vs. Iowa (2021)
<b>Yards</b>	198 vs. Iowa (2021)
<b>Touchdowns</b>	none
<b>Long Pass</b>	54 vs. Buffalo (2021)

**CAREER RUSHING HIGHS**

<b>Attempts</b>	24 vs. Iowa (2021)
<b>Yards</b>	64 vs. Iowa (2021)
<b>Touchdowns</b>	2 vs. Iowa (2021)
<b>Long Rush</b>	24 vs. Iowa (2021)

**CAREER TOTAL OFFENSE HIGHS**

<b>Attempts</b>	46 vs. Iowa (2021)
<b>Yards</b>	262 vs. Iowa (2021)
<b>Total Touchdowns</b>	2 vs. Iowa (2021)



## CALEB TANNOR

#2

6-3 | 220 | SR. | EDGE  
STONE RIDGE, GA.

### CAREER HONORS

- Team Captain (2022)
- Nebraska Scholar-Athlete Honor Roll (Spring 2019)
- Brook Berringer Citizenship Team (2019)
- Tom Osborne Citizenship Team (2019)

### CAREER NOTES

- Earned his degree in child, youth and family studies
- His 53 career games played are three shy of the Nebraska record (56 by Cameron Meredith)
- Has started 24 consecutive games

### SEASON HIGHLIGHTS

- Had two tackles against Northwestern and recovered a fumble that set up a touchdown
- Recorded five tackles against North Dakota and added a pass breakup
- Posted two tackles against Georgia Southern and No. 6 Oklahoma
- Had three tackles against Indiana
- Made four tackles with 1.5 TFLs at Rutgers
- Totaled five tackles at Purdue
- Recorded three tackles against Illinois
- Set career highs in tackles (6), TFLs (2.5) and sacks (1.5) against Minnesota

### GAME-BY-GAME

OPPONENT	UT-AT-TT	TFL-YD	SACK-YD
vs. Northwestern	1-1-2	0.0-0	0.0-0
North Dakota	3-2-5	0.0-0	0.0-0
Ga. Southern	0-2-2	0.0-0	0.0-0
Oklahoma	1-1-2	0.0-0	0.0-0
Indiana	2-1-3	0.0-0	0.0-0
@ Rutgers	1-3-4	1.5-2	0.0-0
@ Purdue	4-1-5	0.0-0	0.0-0
Illinois	1-2-3	0.0-0	0.0-0
Minnesota	4-2-6	2.5-18	1.5-16
@ Michigan			
Wisconsin			
@ Iowa			

### CAREER TACKLE STATS

YEAR	G/S	UT	AT	TT	TFL-YD	SCK-YD
2018	12/0	6	4	10	1-7	1.0-7
2019	12/5	9	8	17	4-15	2.5-14
2020	8/5	10	13	23	2.5-19	2.0-18
2021	12/12	15	18	33	5.5-25	2.0-16
2022	9/9	17	15	32	4.0-20	1.5-16
<b>TOTAL</b>	<b>53/31</b>	<b>57</b>	<b>58</b>	<b>115</b>	<b>17.0-86</b>	<b>9.0-71</b>

### CAREER MISCELLANEOUS STATS

YEAR	FF	FR	PBU	INT	QBH	BLK
2018	0	0	0	0	0	0
2019	0	0	1	0	0	0
2020	1	0	0	0	2	0
2021	1	0	3	0	3	0
2022	0	1	1	0	6	0
<b>TOTAL</b>	<b>2</b>	<b>1</b>	<b>5</b>	<b>0</b>	<b>11</b>	<b>0</b>

### CAREER HIGHS

<b>Tackles</b>	6 vs. Minnesota (2022)
<b>TFLs</b>	2.5 vs. Minnesota (2022)
<b>Sacks</b>	1.5 vs. Minnesota (2022)
<b>Breakups</b>	2 vs. Iowa (2021)



## CASEY THOMPSON

#11

6-0 | 195 | JR. | QB  
OKLAHOMA CITY, OKLA.

### CAREER HONORS (2018-21: TEXAS)

- 2-Time First-Team Academic All-Big 12
- Nebraska Scholar-Athlete Honor Roll (Spring 2022)

### PERSONAL NOTES

- His father Charles played quarterback for Oklahoma in 1987 and 1988, leading the Sooners to an 11-1 record as a freshman in 1987
- His brother Kendal was a quarterback at Oklahoma (2011-13) and Utah (2014-15)

### CAREER NOTES

- Grad transfer from Texas (2018-21), laying in 19 games with 10 starts as a Longhorn
- Threw for 2,422 yards and 30 touchdowns
- Set a Texas program record with three career games with five or more total touchdowns
- Tied a Texas record with seven total touchdowns against Kansas on Nov. 13, 2021

### 2022 WATCH LISTS

- Johnny Unitas Golden Arm Award

### 2022 TOP 25 NCAA FBS RANKINGS

- Passing Yards Per Completion: 10th (14.4)
- Passing Yards Per Attempt: 11th (9.0)

### SEASON HIGHLIGHTS

- Ranked by ESPN as the No. 15 newcomer for the 2022 college football season
- Has three 300-yard passing games, only the 5th Husker quarterback to have three 300-yard passing performances in a season
- Threw for 355 yards in his debut vs. Northwestern
- Marked the most passing yards ever by a Husker in his debut and the most passing yards in a season opener in school history
- Also added a rushing touchdown
- Had 193 passing yards with two touchdowns against North Dakota
- Threw for 318 yards and one touchdown and rushed for 31 yards and a career-high three touchdowns against Georgia Southern
- Marked his fourth career game with four or more total touchdowns and first at Nebraska
- Threw for 129 yards against No. 6 Oklahoma, including a 32-yard touchdown pass
- Threw for 270 yards and two scores against Indiana with three total touchdowns
- Completed 24-of-36 passes for 232 yards at Rutgers
- Threw two second-half touchdowns as NU rallied to win from a 13-point halftime deficit
- Completed 16-of-29 passes and threw for 354 yards and two touchdowns at Purdue, averaging 22.1 yards per completion
- Threw for 172 yards against Illinois in the first half before suffering an injury
- Threw a 56-yard touchdown pass to become the 3rd player in school history to throw a TD pass in each of a season's first eight games
- Missed the Minnesota game due to injury

### GAME-BY-GAME

OPPONENT	COMP-ATT	YDS	TD	INT
vs. Northwestern	25-42	355	1	2
North Dakota	14-21	193	2	1
Ga. Southern	23-34	318	1	0
Oklahoma	14-20	129	1	0
Indiana	18-27	270	2	1
@ Rutgers	24-36	232	2	2
@ Purdue	16-29	354	2	2
Illinois	7-15	172	1	2
Minnesota				
@ Michigan				
Wisconsin				
@ Iowa				

### CAREER SUPERLATIVES

<b>250-Yard Passing Games</b>	8
<b>300-Yard Passing Games</b>	6
<b>300-Yard Total Offense Games</b>	7
<b>Games with 2+ TD Passes</b>	11
<b>Games with 3+ TD Passes</b>	3
<b>Games with 4+ TD Passes</b>	3
<b>Games with 2+ Total TDs</b>	13
<b>Games with 3+ Total TDs</b>	5
<b>Games with 4+ Total TDs</b>	4

### CAREER PASSING STATS

YEAR	G/S	CMP-ATT	PCT	YDS	TD	INT
2018*			Redshirt			
2019*	4/0	8-12	66.7	84	0	0
2020*	3/0	12-17	70.6	225	6	0
2021*	12/10	165-261	63.2	2,113	24	9
2022	8/8	141-224	62.9	2,023	12	10
<b>TOTAL</b>	<b>27/18</b>	<b>326-514</b>	<b>63.4</b>	<b>4,445</b>	<b>42</b>	<b>19</b>

\*at Texas

**TOTAL OFFENSE:** 627 att., 4,616 yds, 52 TDs

### CAREER RUSHING STATS

YEAR	G/S	ATT.	NET	Y/A	Y/G	TD
2018*			Redshirt			
2019*	4/0	10	22	2.2	5.5	1
2020*	3/0	8	31	10.3	3.9	0
2021	12/10	55	157	2.9	13.1	4
2022	8/8	40	-39	-0.1	-4.9	5
<b>TOTAL</b>	<b>27/18</b>	<b>113</b>	<b>171</b>	<b>1.5</b>	<b>6.3</b>	<b>10</b>

\*at Texas

### CAREER PASSING HIGHS

<b>Attempts</b>	43 vs. Kansas (2021)*
<b>Completions</b>	30 vs. Kansas (2021)*
<b>Yards</b>	388 vs. Oklahoma (2021)*
<b>Touchdowns</b>	6 at Kansas (2021)*
<b>Long Pass</b>	75 [TD] vs. Oklahoma (2021)*

\*at Texas

### CAREER RUSHING HIGHS

<b>Attempts</b>	9 vs. Oklahoma St. (2021)*
<b>Yards</b>	44 at Arkansas (2021)*
<b>Touchdowns</b>	3 vs. Georgia Southern (2022)
<b>Long Rush</b>	41 at TCU (2021)*

\*at Texas

### CAREER TOTAL OFFENSE HIGHS

<b>Attempts</b>	49 vs. Kansas (2021)*
<b>Yards</b>	386 vs. Kansas (2021)*
<b>Total Touchdowns</b>	7 vs. Kansas (2021)*

\*at Texas





## TRAVIS VOKOLEK #83

6-7 | 260 | SR. | TE  
SPRINGFIELD, MO.

### CAREER HONORS

- Team Captain (2022)
- William V. Campbell Trophy Semifinalist (2022)
- Nebraska Offensive Scout Team MVP (2019)
- Big Ten Distinguished Scholar (2022)
- 2-Time Academic All-Big Ten
- 6-Time Nebraska Scholar-Athlete Honor Roll

### PERSONAL NOTES

- His father D.J. is Nebraska's Senior Defensive Quality Control Coach
- His uncle is Terry Allen, who was the head coach of Northern Iowa (1989-96), Kansas (1997-2001) and Missouri State (2006-14)
- His grandfather Dennis was a swimmer at Iowa (1961-63) and coach at Lincoln East High School

### CAREER NOTES

- Spent two seasons at Rutgers (2017-18)
- Earned his degree in child, youth and family studies from Nebraska

### SEASON HIGHLIGHTS

- Has set career highs with 18 catches and 220 receiving yards, despite missing two games due to injury
- Has matched his career high with two touchdown catches
- Caught five passes for 63 yards against Northwestern before suffering an injury
- Returned from injury to start vs. No. 6 Oklahoma
- Had an 11-yard reception against Indiana
- Had a career-high six catches for 46 yards at Rutgers, including his first TD since 2018
- Caught three passes for 38 yards at Purdue
- Had a career-long 56-yard touchdown reception against Illinois
- Made a four-yard catch against Minnesota

### GAME-BY-GAME

OPPONENT	REC.	YDS	TD	LONG
vs. Northwestern	5	63	0	21
North Dakota	-Did Not Play-			
Ga. Southern	-Did Not Play-			
Oklahoma	1	2	0	2
Indiana	1	11	0	11
@ Rutgers	6	46	1	11
@ Purdue	3	38	0	30
Illinois	1	56	1	56
Minnesota	1	4	0	4
@ Michigan				
Wisconsin				
@ Iowa				

### CAREER RECEIVING STATS

YEAR	G/S	REC.	YDS	Y/R	Y/G	TD
2017*	7/2	1	14	14.0	2.0	0
2018*	12/7	16	184	11.5	15.3	2
2019	Transfer (Redshirt)					
2020	8/4	9	91	10.1	11.4	0
2021	9/3	11	127	11.5	14.1	0
2022	7/6	18	220	12.2	31.4	2
<b>TOTAL</b>	<b>43/22</b>	<b>55</b>	<b>636</b>	<b>11.6</b>	<b>14.8</b>	<b>4</b>

\*at Rutgers

### CAREER HIGHS

<b>Receptions</b>	6 at Rutgers (2022)
<b>Receiving Yards</b>	69 at Michigan St. (2018)*
<b>Receiving Touchdowns</b>	1 four times
<b>Long Reception</b>	56 vs. Illinois [TD] (2022)

\*at Rutgers



## MARCUS WASHINGTON #7

6-2 | 190 | JR. | WR  
ST. LOUIS, MO.

### CAREER NOTES

- Spent three seasons at Texas (2019-21)
- Played in 31 games with eight starts and caught 25 passes for 366 yards and three touchdowns with the Longhorns

### CAREER SUPERLATIVES

- 100-Yard Receiving Games: 2
- Games with 2+ TD Catches: 1

### SEASON HIGHLIGHTS

- Has played in every game with seven starts and ranks 2nd on the team with 24 catches and 367 receiving yards, both of which are career highs
- Caught two passes for 27 yards vs. Northwestern
- Caught two passes for 31 yards vs. North Dakota
- Had a career-high 123 receiving yards on six catches against Georgia Southern
- Marked his second career 100-yard receiving game and first at Nebraska
- Made two catches for 17 yards vs. Oklahoma
- Caught two passes for 15 yards vs. Indiana
- Had four receptions for 53 yards at Rutgers
- Made three catches for 30 yards at Purdue
- Had an eight-yard catch against Illinois
- Led NU with 63 receiving yards vs. Minnesota

### GAME-BY-GAME

OPPONENT	REC.	YDS	TD	LONG
vs. Northwestern	2	27	0	15
North Dakota	2	31	0	24
Ga. Southern	6	123	0	33
Oklahoma	2	17	0	9
Indiana	2	15	0	12
@ Rutgers	4	53	0	19
@ Purdue	3	30	0	14
Illinois	1	8	0	8
Minnesota	2	63	0	32
@ Michigan				
Wisconsin				
@ Iowa				

### CAREER RECEIVING STATS

YEAR	G/S	REC.	YDS	Y/R	Y/G	TD
2019*	11/1	3	33	11.0	3.0	0
2020*	8/0	4	56	14.0	8.0	1
2021*	12/7	18	277	15.4	23.1	2
2022	9/7	24	367	15.3	40.8	0
<b>TOTAL</b>	<b>40/15</b>	<b>49</b>	<b>733</b>	<b>15.0</b>	<b>18.3</b>	<b>3</b>

\*at Texas

### CAREER HIGHS

<b>Receptions</b>	7 at Baylor (2021)*
<b>Receiving Yards</b>	123 vs. Ga. Southern (2022)
<b>Receiving Touchdowns</b>	2 vs. Kansas (2021)*
<b>Long Reception</b>	58 vs. Oklahoma St. (2021)*

\*at Texas



**BRADY WEAS** **#55**

6-2 | 250 | SR. | LS  
WHITEFISH BAY, WIS.

#### CAREER HONORS

- Nebraska Scholar-Athlete Honor Roll (Spring 2022)

#### CAREER NOTES

- Graduate transfer from FCS Georgetown who earned his degree in government with a minor in linguistics
- Played in 31 games at Georgetown

#### SEASON HIGHLIGHTS

- Has handled the long-snapping duties for Nebraska's punt unit in every game

#### CAREER STATS

- **Games:** 40  
(11 in 2018\*; 11 in 2019\*; 9 in 2021\*; 9 in 2022)

\*at FCS Georgetown



**KEVIN WILLIAMS JR.** **#78**

6-5 | 325 | SR. | OL  
OMAHA, NEB.

#### CAREER HONORS

- Big Ten Distinguished Scholar (2021)
- Academic All-Big Ten (2020)
- 4-Time Nebraska Scholar-Athlete Honor Roll
- Sam Foltz 27 Hero Leadership Award (2021)
- Brook Berringer Citizenship Team (2021)
- Tom Osborne Citizenship Team (2021)

#### PERSONAL NOTES

- Cousin of Gabrielle Union, an Omaha native who is an actress and is married to Dwyane Wade

#### CAREER NOTES

- Grad transfer from Northern Colorado
- Played in 22 games with 19 starts at UNC from 2018-21
- Earned his degree in sociology

#### SEASON HIGHLIGHTS

- Has played in four games with one start
- Started against No. 6 Oklahoma but suffered an injury that kept him out of the last five games

#### CAREER STATS

- **Games:** 24  
(11 in 2018\*; 9 in 2019; 2 in 2021\*; 4 in 2022)
- **Starts:** 20  
(8 in 2018\*; 9 in 2019\*; 2 in 2021\*; 1 in 2022)

\*at FCS Northern Colorado



**STEPHON WYNN JR.** **#90**

6-3 | 305 | JR. | DL  
ANDERSON, S.C.

#### CAREER NOTES

- Graduate transfer from Alabama, where he had 16 tackles in four seasons (2018-21)
- Member of Alabama's 2020 national title team
- Earned his degree in exercise science

#### SEASON HIGHLIGHTS

- Has played in every game
- Has 22 tackles in seven games at Nebraska after totaling 16 tackles in 21 games at Alabama
- Made two tackles against Northwestern
- Had a career-high four tackles vs. North Dakota
- Added a breakup, a hurry and a fumble recovery that led to a Husker field goal
- Totaled a career-high nine tackles against Georgia Southern with his first career TFL
- Made four stops against No. 6 Oklahoma
- Had two tackles at Purdue
- Made one tackle against Illinois

#### GAME-BY-GAME

OPPONENT	UT-AT-TT	TFL-YD	SACK-YD
vs. Northwestern	0-2-2	0.0-0	0.0-0
North Dakota	3-1-4	0.0-0	0.0-0
Ga. Southern	2-7-9	0.5-0	0.0-0
Oklahoma	1-3-4	0.0-0	0.0-0
Indiana	0-0-0	0.0-0	0.0-0
@ Rutgers	0-0-0	0.0-0	0.0-0
@ Purdue	1-1-2	0.0-0	0.0-0
Illinois	0-1-1	0.0-0	0.0-0
Minnesota	0-0-0	0.0-0	0.0-0
@ Michigan			
Wisconsin			
@ Iowa			

#### CAREER TACKLE STATS

YEAR	G/S	UT	AT	TT	TFL-YD	SCK-YD
2018*^	3/0	1	2	3	0.0-0	0.0-0
2019*	9/0	1	6	7	0.0-0	0.0-0
2020*	2/0	0	1	1	0.0-0	0.0-0
2021*	7/0	1	4	5	0.0-0	0.0-0
2022	9/0	7	15	22	0.5-0	0.0-0
<b>TOTAL</b>	<b>30/0</b>	<b>10</b>	<b>28</b>	<b>38</b>	<b>0.5-0</b>	<b>0.0-0</b>

\*at Alabama; ^redshirt season

#### CAREER MISCELLANEOUS STATS

YEAR	FF	FR	PBU	INT	QBH	BLK
2018*^	0	0	0	0	0	0
2019*	0	0	0	0	0	0
2020*	0	0	0	0	0	0
2021*	0	0	0	0	1	0
2022	0	1	1	0	1	0
<b>TOTAL</b>	<b>0</b>	<b>1</b>	<b>1</b>	<b>0</b>	<b>2</b>	<b>0</b>

\*at Alabama; ^redshirt season

#### CAREER HIGHS

<b>Tackles</b>	9 vs. Georgia Southern (2022)
<b>TFLs</b>	0.5 vs. Georgia Southern (2022)
<b>Sacks</b>	none
<b>Breakups</b>	none



**JAQUEZ YANT** **#0**

6-2 | 235 | SO. | RB  
TALLAHASSEE, FLA.

#### CAREER NOTES

- Joined Nebraska as a walk-on

#### CAREER SUPERLATIVES

- 100-Yard Rushing Games: 1

#### SEASON HIGHLIGHTS

- Has played in five games this season and scored a career-high two rushing touchdowns
- Had three carries for five yards as Nebraska's short-yardage back against Northwestern
- Rushed for 19 yards on four carries against No. 6 Oklahoma
- Had a one-yard touchwon run against Indiana
- Had four carries for 22 yards at Rutgers
- Rushed for 11 yards on four carries at Purdue, including a 1-yard touchdown

#### GAME-BY-GAME

OPPONENT	ATT.	YDS	TD	LONG
vs. Northwestern	3	5	0	2
North Dakota	-Did Not Play-			
Ga. Southern	-Did Not Play-			
Oklahoma	4	19	0	9
Indiana	2	3	1	2
@ Rutgers	4	22	0	10
@ Purdue	4	11	1	5
Illinois	3	-4	0	0
Minnesota	-Did Not Play-			
@ Michigan				
Wisconsin				
@ Iowa				

#### CAREER RUSHING STATS

YEAR	G/S	ATT.	NET	Y/A	Y/G	TD
2020			Did Not Play			
2021	7/1	47	294	6.3	42.0	1
2022	6/0	20	56	2.8	9.3	2
<b>TOTAL</b>	<b>13/1</b>	<b>67</b>	<b>350</b>	<b>5.2</b>	<b>26.9</b>	<b>3</b>

RECEIVING: 1 rec., 5 yds, 0 TDs

#### CAREER HIGHS

<b>Rushing Attempts</b>	13 twice
<b>Rushing Yards</b>	127 vs. Northwestern (2021)
<b>Rushing Touchdowns</b>	1 three times
<b>Long Rush</b>	64 yards vs. Northwestern (2021)
<b>Receptions</b>	1 vs. Iowa (2021)
<b>Receiving Yards</b>	5 vs. Iowa (2021)
<b>Receiving Touchdowns</b>	none
<b>Long Reception</b>	5 vs. Iowa (2021)*



# 2022 NEBRASKA SCHEDULE AND RESULTS



## 2022-23 Nebraska Football Overall Team Statistics All games

Page 1/2  
as of Nov 05, 2022

### Team Statistics

	NEBR	OPP
<b>Scoring</b>	<b>230</b>	<b>265</b>
Points per game	25.6	29.4
Points Off Turnovers	28	50
<b>First Downs</b>	<b>180</b>	<b>210</b>
Rushing	74	89
Passing	90	109
Penalty	16	12
<b>Rushing Yardage</b>	<b>1289</b>	<b>1646</b>
Yards gained rushing	1539	1814
Yards lost rushing	250	168
Rushing attempts	327	365
Average per rush	3.9	4.5
Average per game	143.2	182.9
TDs Rushing	17	18
<b>Passing Yardage</b>	<b>2195</b>	<b>2323</b>
Comp-Att-Int	163-271-13	208-331-7
Average per pass	8.1	7.0
Average per catch	13.5	11.2
Average per game	243.9	258.1
TDs Passing	12	14
<b>Total offense</b>	<b>3484</b>	<b>3969</b>
Total plays	598	696
Average per play	5.8	5.7
Average per game	387.1	441.0
<b>Kick returns: #-Yards</b>	<b>18-325</b>	<b>10-153</b>
<b>Punt returns: #-Yards</b>	<b>4-66</b>	<b>12-148</b>
<b>Int returns: #-Yards</b>	<b>7-17</b>	<b>13-120</b>
<b>Kick return average</b>	<b>18.1</b>	<b>15.3</b>
<b>Punt return average</b>	<b>16.5</b>	<b>12.3</b>
<b>Int return average</b>	<b>2.4</b>	<b>9.2</b>
<b>Fumbles-Lost</b>	<b>9-5</b>	<b>9-4</b>
<b>Penalties-Yards</b>	<b>53-425</b>	<b>55-508</b>
Average per game	47.2	56.4
<b>Punts-Yards</b>	<b>51-2249</b>	<b>48-1897</b>
Average per punt	44.1	39.5
Net punt average	40.2	36.0
<b>Kickoffs-Yards</b>	<b>44-2760</b>	<b>55-3299</b>
Average per kick	62.7	60.0
Net kick average	40.1	39.3
<b>Time of possession / game</b>	<b>26:53</b>	<b>32:53</b>
<b>3rd-down conversion</b>	<b>51/125</b>	<b>57/136</b>
3rd-down pct	41%	42%
<b>4rd-down conversion</b>	<b>2/6</b>	<b>7/10</b>



**2022-23 Nebraska Football**  
**Overall Team Statistics**  
**All games**

Page 2/2  
as of Nov 05, 2022

	NEBR	OPP
4rd-down pct	33%	70%
<b>Sacks by-Yards</b>	<b>15-102</b>	<b>26-206</b>
<b>Misc Yards</b>	<b>0</b>	<b>0</b>
<b>Touchdowns scored</b>	<b>30</b>	<b>33</b>
<b>Field goals - attempts</b>	<b>7-10</b>	<b>12-16</b>
<b>On-Side kicks</b>	<b>0-0</b>	<b>0-0</b>
<b>Red-zone scores</b>	<b>(23-27) 85%</b>	<b>(29-33) 88%</b>
<b>Red-zone touchdowns</b>	<b>(18-27) 67%</b>	<b>(21-33) 64%</b>
<b>PAT-attempts</b>	<b>(29-30) 97%</b>	<b>(31-33) 94%</b>
<b>2-point conversion-attempts</b>	<b>(0-0) 0%</b>	<b>(0-0) 0%</b>
<b>Attendance</b>	<b>520392</b>	<b>115072</b>
Games / Avg per game	6/86732	2/57536
Neutral site games	-	1/42699

**Score by Periods**

Team	1st	2nd	3rd	4th	OT	TOT
Nebraska	48	61	62	59	0	230
Opponents	57	111	58	39	0	265

**Team Results**

	Date	Opponent		Score	Overall	Conf	Time	Attend
*	08/27/2022	vs Northwestern	L	28-31	0-1	0-1	3:39	42699
	09/03/2022	North Dakota	W	38-17	1-1	0-1	3:25	86590
	09/10/2022	Ga. Southern	L	42-45	1-2	0-1	3:44	86862
	09/17/2022	Oklahoma	L	14-49	1-3	0-1	3:20	87161
*	10/01/2022	Indiana	W	35-21	2-3	1-1	3:38	86804
*	10/07/2022	at Rutgers	W	14-13	3-3	2-1	3:46	53752
*	10/15/2022	at Purdue	L	37-43	3-4	2-2	3:32	61320
*	10/29/2022	Illinois	L	9-26	3-5	2-3	3:11	86691
*	11/05/2022	Minnesota	L	13-20	3-6	2-4	3:36	86284





# 2022-23 Nebraska Football Individual Statistics All games

Page 1/4  
as of Nov 05, 2022

## Rushing

Player	gp	att	gain	loss	net	avg	td	lg	avg/g
Anthony Grant	9	177	879	21	858	4.8	6	46	95.3
Ajay Allen	4	33	196	6	190	5.8	2	23	47.5
Gabe Ervin Jr.	5	15	83	1	82	5.5	0	14	16.4
Trey Palmer	9	4	72	4	68	17.0	0	60	7.6
Jaquez Yant	6	20	60	4	56	2.8	2	10	9.3
Chubba Purdy	5	19	66	32	34	1.8	2	13	6.8
Logan Smothers	4	8	31	4	27	3.4	0	10	6.8
Rahmir Johnson	7	5	20	0	20	4.0	0	17	2.9
Alante Brown	9	1	0	1	-1	-1.0	0	0	-0.1
Casey Thompson	8	40	132	171	-39	-1.0	5	31	-4.9
Team	9	5	0	6	-6	-1.2	0	0	-0.7
<b>Total</b>	<b>9</b>	<b>327</b>	<b>1539</b>	<b>250</b>	<b>1289</b>	<b>3.9</b>	<b>17</b>	<b>60</b>	<b>143.2</b>
<b>Opponents</b>	<b>9</b>	<b>365</b>	<b>1814</b>	<b>168</b>	<b>1646</b>	<b>4.5</b>	<b>18</b>	<b>67</b>	<b>182.9</b>

## Passing

Player	gp	effic	comp-att-int	pct	yds	td	lg	avg/g
Casey Thompson	8	147.6	141-224-10	62.9	2023	12	72	252.9
Chubba Purdy	5	49.0	16-36-3	44.4	91	0	18	18.2
Logan Smothers	4	116.4	6-11-0	54.5	81	0	32	20.3
<b>Total</b>	<b>9</b>	<b>133.2</b>	<b>163-271-13</b>	<b>60.1</b>	<b>2195</b>	<b>12</b>	<b>72</b>	<b>243.9</b>
<b>Opponents</b>	<b>9</b>	<b>131.5</b>	<b>208-331-7</b>	<b>62.8</b>	<b>2323</b>	<b>14</b>	<b>46</b>	<b>258.1</b>

## Receiving

Player	gp	no.	yds	avg	td	lg	avg/g
Trey Palmer	9	53	819	15.5	5	72	91.0
Marcus Washington	9	24	367	15.3	0	33	40.8
Travis Vokolek	7	18	220	12.2	2	56	31.4
Anthony Grant	9	15	87	5.8	0	19	9.7
Alante Brown	9	13	161	12.4	0	32	17.9
Oliver Martin	9	9	180	20.0	1	45	20.0
Chancellor Brewington	9	8	79	9.9	1	45	8.8
Brody Belt	6	7	64	9.1	1	21	10.7
Isaiah Garcia-Castaneda	4	5	120	24.0	1	58	30.0
Nate Boerkircher	9	4	40	10.0	1	19	4.4
Omar Manning	6	3	24	8.0	0	13	4.0
Wyatt Liewer	9	2	18	9.0	0	13	2.0
Rahmir Johnson	7	1	7	7.0	0	7	1.0
Ajay Allen	4	1	9	9.0	0	9	2.3
<b>Total</b>	<b>9</b>	<b>163</b>	<b>2195</b>	<b>13.5</b>	<b>12</b>	<b>72</b>	<b>243.9</b>
<b>Opponents</b>	<b>9</b>	<b>208</b>	<b>2323</b>	<b>11.2</b>	<b>14</b>	<b>46</b>	<b>258.1</b>

## Punt Returns

Player	no.	yds	avg	td	lg
Trey Palmer	4	36	9.0	0	22
Malcolm Hartzog	0	30	0.0	1	30
<b>Total</b>	<b>4</b>	<b>66</b>	<b>16.5</b>	<b>1</b>	<b>30</b>
<b>Opponents</b>	<b>12</b>	<b>148</b>	<b>12.3</b>	<b>0</b>	<b>34</b>

## Interceptions

Player	no.	yds	avg	td	lg
Marques Buford Jr.	2	0	0.0	0	0
Malcolm Hartzog	2	0	0.0	0	0
Myles Farmer	1	17	17.0	0	17
Luke Reimer	1	0	0.0	0	0
Brandon Moore	1	0	0.0	0	0
<b>Total</b>	<b>7</b>	<b>17</b>	<b>2.4</b>	<b>0</b>	<b>17</b>
<b>Opponents</b>	<b>13</b>	<b>120</b>	<b>9.2</b>	<b>0</b>	<b>37</b>

## Kick Returns

Player	no.	yds	avg	td	lg
Tommi Hill	6	131	21.8	0	32
Zach Weinmaster	4	67	16.8	0	20
Trey Palmer	3	62	20.7	0	25
Anthony Grant	3	47	15.7	0	20
Chris Kolarevic	2	18	9.0	0	13
<b>Total</b>	<b>18</b>	<b>325</b>	<b>18.1</b>	<b>0</b>	<b>32</b>
<b>Opponents</b>	<b>10</b>	<b>153</b>	<b>15.3</b>	<b>0</b>	<b>25</b>

## Fumble Returns

Player	no.	yds	avg	td	lg
Stephon Wynn Jr.	1	0	0.0	0	0
Caleb Tannor	1	0	0.0	0	0
Garrett Nelson	1	0	0.0	0	0
Quinton Newsome	1	0	0.0	0	0
<b>Total</b>	<b>4</b>	<b>0</b>	<b>0.0</b>	<b>0</b>	<b>0</b>
<b>Opponents</b>	<b>5</b>	<b>0</b>	<b>0.0</b>	<b>1</b>	<b>0</b>

## 2022 INDIVIDUAL STATISTICS

### Scoring

Receiving			PAT						
Player	td	fg	kick	rush	rcv	pass	dxp	saf	pts
Timmy Bleekrode	-	7-9	29-30	-	-	-	-	-	50
Anthony Grant	6	-	-	-	-	-	-	-	36
Casey Thompson	5	-	-	-	-	-	-	-	30
Trey Palmer	5	-	-	-	-	-	-	-	30
Chubba Purdy	2	-	-	-	-	-	-	-	12
Travis Vokolek	2	-	-	-	-	-	-	-	12
Jaquez Yant	2	-	-	-	-	-	-	-	12
Ajay Allen	2	-	-	-	-	-	-	-	12
Brody Belt	1	-	-	-	-	-	-	-	6
Chancellor Brewington	1	-	-	-	-	-	-	-	6
Oliver Martin	1	-	-	-	-	-	-	-	6
Isaiah Garcia-Castaneda	1	-	-	-	-	-	-	-	6
Nate Boerkircher	1	-	-	-	-	-	-	-	6
Malcolm Hartzog	1	-	-	-	-	-	-	-	6
Total	30	7-10	29-30	0	0	0	0	0	230
Opponents	33	12-16	31-33	0	0	0	0	0	265

### Field Goals

Player	fg	pct.	01-19	20-29	30-39	40-49	50-99	lg	blk
Timmy Bleekrode	7-9	77.8	0-0	4-4	1-2	2-2	0-1	46	0
Brendan Franke	0-1	0.0	0-0	0-0	0-0	0-0	0-1	0	0
<b>Opponents</b>	<b>12-16</b>	<b>75.0</b>	<b>1-1</b>	<b>2-2</b>	<b>5-7</b>	<b>4-5</b>	<b>0-1</b>	<b>49</b>	<b>0</b>

### FG Sequence

Team Name	Nebraska	Opponents
Northwestern	56	(35),36
North Dakota	37,(46)	(23)
Ga. Southern	52	(19)
Purdue	(36),(43),(22)	(37),(37),41,(34)
Illinois	(26)	(36),(41)
Minnesota	(24),(26)	(47),(49)
Oklahoma		39
Rutgers		(25),(40),58

Numbers in (parentheses) indicate field goal was made

### Total Offense

Player	g	plays	rush	pass	total	avg/g
Casey Thompson	8	264	-39	2023	1984	248.0
Anthony Grant	9	177	858	0	858	95.3
Ajay Allen	4	33	190	0	190	47.5
Chubba Purdy	5	55	34	91	125	25.0
Logan Smothers	4	19	27	81	108	27.0
Gabe Ervin Jr.	5	15	82	0	82	16.4
Trey Palmer	9	4	68	0	68	7.6
Jaquez Yant	6	20	56	0	56	9.3
Rahmir Johnson	7	5	20	0	20	2.9
Alante Brown	9	1	-1	0	-1	-0.1
Team	9	0	-6	0	-6	-0.7
<b>Total</b>	<b>9</b>	<b>598</b>	<b>1289</b>	<b>2195</b>	<b>3484</b>	<b>387.1</b>
<b>Opponents</b>	<b>9</b>	<b>696</b>	<b>1646</b>	<b>2323</b>	<b>3969</b>	<b>441.0</b>

### Punting

Player	no.	yds	avg	lg	tb	fc	i20	50+	blk
Brian Buschini	49	2198	44.9	65	3	19	11	14	0
Timmy Bleekrode	1	51	51.0	51	0	0	0	1	0
Team	1	0	0.0	0	0	0	0	0	1
<b>Total</b>	<b>51</b>	<b>2249</b>	<b>44.1</b>	<b>65</b>	<b>3</b>	<b>19</b>	<b>11</b>	<b>15</b>	<b>1</b>
<b>Opponents</b>	<b>48</b>	<b>1897</b>	<b>39.5</b>	<b>61</b>	<b>5</b>	<b>27</b>	<b>21</b>	<b>10</b>	<b>3</b>

### Kickoffs

Player	no.	yds	avg	tb	ob	retn	net	ydln
Brendan Franke	44	2760	62.7	31	0			
<b>Total</b>	<b>44</b>	<b>2760</b>	<b>62.7</b>	<b>31</b>	<b>0</b>	<b>10</b>	<b>40.1</b>	<b>24</b>
<b>Opponents</b>	<b>55</b>	<b>3299</b>	<b>60.0</b>	<b>28</b>	<b>0</b>	<b>19</b>	<b>39.3</b>	<b>25</b>

## 2022 INDIVIDUAL STATISTICS

### All Purpose

Player	g	rush	rcv	pr	kr	ir	total	avg/g
Anthony Grant	9	858	87	0	47	0	992	110.2
Trey Palmer	9	68	819	36	62	0	985	109.4
Marcus Washington	9	0	367	0	0	0	367	40.8
Travis Vokolek	7	0	220	0	0	0	220	31.4
Ajay Allen	4	190	9	0	0	0	199	49.8
Oliver Martin	9	0	180	0	0	0	180	20.0
Alante Brown	9	-1	161	0	0	0	160	17.8
Tommi Hill	9	0	0	0	131	0	131	14.6
Isaiah Garcia-Castaneda	4	0	120	0	0	0	120	30.0
Gabe Ervin Jr.	5	82	0	0	0	0	82	16.4
Chancellor Brewington	9	0	79	0	0	0	79	8.8
Zach Weinmaster	9	0	0	0	67	0	67	7.4
Brody Belt	6	0	64	0	0	0	64	10.7
Jaquez Yant	6	56	0	0	0	0	56	9.3
Nate Boerkircher	9	0	40	0	0	0	40	4.4
Chubba Purdy	5	34	0	0	0	0	34	6.8
Malcolm Hartzog	9	0	0	30	0	0	30	3.3
Logan Smothers	4	27	0	0	0	0	27	6.8
Rahmir Johnson	7	20	7	0	0	0	27	3.9
Omar Manning	6	0	24	0	0	0	24	4.0
Wyatt Liewer	9	0	18	0	0	0	18	2.0
Chris Kolarevic	9	0	0	0	18	0	18	2.0
Myles Farmer	9	0	0	0	0	17	17	1.9
Casey Thompson	8	-39	0	0	0	0	-39	-4.9
Team	9	-6	0	0	0	0	-6	-0.7
<b>Total</b>	<b>9</b>	<b>1289</b>	<b>2195</b>	<b>66</b>	<b>325</b>	<b>17</b>	<b>3892</b>	<b>432.4</b>
<b>Opponents</b>	<b>9</b>	<b>1646</b>	<b>2323</b>	<b>148</b>	<b>153</b>	<b>120</b>	<b>4390</b>	<b>487.8</b>

## DEFENSIVE STATISTICS

##	Player	gp	Tackles				Sacks	Pass defense			Fumbles		blkd	
			ua	a	tot	tfl/yds		int-yds	brup	qbh	fr-yds	ff	kick	saf
28	Luke Reimer	8	29	38	67	3.5-7	1-4	1-0	5	1				
8	Myles Farmer	9	31	31	62	1-3		1-17	3	1				
1	Marques Buford Jr.	9	34	20	54	2.5-3		2-0	2	1	1			
23	Isaac Gifford	9	32	20	52	4-17	1-7		2	2				
44	Garrett Nelson	9	24	21	45	7.5-39	4.5-32		2	4	1-0	1		
32	Ochaun Mathis	9	21	22	43	4-13	2.5-10		2	1				
42	Nick Henrich	5	15	22	37	3-4				1				
6	Quinton Newsome	9	21	13	34	3-17	1-12		8	1	1-0			
2	Caleb Tannor	9	17	15	32	4-20	1.5-16		1	6	1-0			
5	Eteva Mauga-Clements	9	10	19	29	0.5-0								
31	Chris Kolarevic	9	10	19	29	1-2				1			1	
82	Colton Feist	9	12	17	29	4-7	0.5-4		1	1				
15	Ernest Hausmann	9	12	14	26	1-2								
90	Stephon Wynn Jr.	9	7	15	22	0.5-0			1	1	1-0			
99	Ty Robinson	9	11	7	18	3-16	2-14							
2	Tommi Hill	9	10	7	17				4	1				
13	Malcolm Hartzog	9	7	7	14			2-0	1					
91	Devin Drew	9	2	10	12	1-3	1-3		1	2				
37	Phalen Sanford	9	6	3	9								1	
72	Nash Hutmacher	9	2	6	8									
10	Jimari Butler	9	3	3	6	1.5-1			1					
24	Brandon Moore	8	3	2	5			1-0						
29	Cooper Jewett	8	3	2	5									
11	Braxton Clark	5	3	1	4				1					
97	Blaise Gunnerson	9	1	2	3									
3	Trey Palmer	9	3		3									
12	Omar Brown	9		3	3									
82	Chancellor Brewington	9	1	2	3									
33	Javin Wright	8	1	2	3								1	
52	Mosai Newsom	6	1	2	3									
17	Ty Hahn	8	2		2									
11	Casey Thompson	8	2		2									
89	Oliver Martin	9	1		1									
55	Brady Weas	9		1	1									
95	Brian Buschini	9	1		1									
57	Ethan Piper	7		1	1									
59	Henry Lutovsky	8	1		1									
9	DeShon Singleton	9		1	1									
35	John Bullock	7	1		1									
7	Tamon Lynum	3	1		1									
<b>Totals</b>		<b>9</b>	<b>341</b>	<b>348</b>	<b>689</b>	<b>45-154</b>	<b>15-102</b>	<b>7-17</b>	<b>35</b>	<b>24</b>	<b>4-0</b>	<b>2</b>	<b>3</b>	<b>0</b>
<b>Opponents</b>		<b>9</b>	<b>331</b>	<b>226</b>	<b>557</b>	<b>48-261</b>	<b>26-206</b>	<b>13-120</b>	<b>26</b>	<b>17</b>	<b>5-0</b>	<b>8</b>	<b>2</b>	<b>0</b>

## SPECIAL TEAMS TACKLES

SPECIAL TEAMS TACKLES	UA-A/TOT	NW	UND	GS	OU	IND	RUT	PUR	ILL	MINN	MICH	WIS	IOWA
Isaac Gifford	5-0/5	-	-	-	1-0/1	-	1-0/1	2-0/2	1-0/1	-	-	-	-
Cooper Jewett	3-2/5	2-0/2	-	0-1/1	-	-	-	-	-	1-1/2	-	-	-
Chris Kolarevic	2-2/4	-	-	-	-	-	1-1/2	-	-	1-1/2	-	-	-
Ty Hahn	2-0/2	-	-	-	-	1-0/1	-	1-0/1	-	-	-	-	-
Phalen Sanford	0-1/1	-	-	0-1/1	-	-	-	-	-	-	-	-	-
Chancellor Brewington	0-1/1	-	-	-	0-1/1	-	-	-	-	-	-	-	-
Luke Reimer	0-1/1	-	-	-	0-1/1	-	-	-	-	-	-	-	-
Brian Buschini	1-0/1	-	-	-	1-0/1	-	-	-	-	-	-	-	-
Blaise Gunnerson	1-0/1	-	-	-	-	-	1-0/1	-	-	-	-	-	-
Omar Brown	0-1/1	-	-	-	-	-	0-1/1	-	-	-	-	-	-
Josh Bullock	1-0/1	-	-	-	-	-	-	1-0/1	-	-	-	-	-
Garrett Nelson	1-0/1	-	-	-	-	-	-	-	-	1-0/1	-	-	-
Eteva Mauga-Clements	1-0/1	-	-	-	-	-	-	-	-	1-0/1	-	-	-





# INDIVIDUAL OFFENSE GAME BY GAME

## RUSHING/RECEIVING

### Rushing

Player	No-Yds/TD	NU	UND	GS	OU	IND	RU	Purdue	Illini	MINN
Anthony Grant	177-858/6	19-101/2	23-189/2	27-138/1	13-36/0	32-136/0	19-47/0	11-35/1	12-61/0	21-115/0
Casey Thompson	40--39/5	3--18/1	6--2/0	10-31/3	5--30/0	6--32/1	2-3/0	6--1/0	2-10/0	DNP
Ajay Allen	33-190/2	3-7/0	11-58/1	8-76/1	11-49/0	DNP	DNP	DNP	DNP	DNP
Jaquez Yant	20-56/2	3-5/0	DNP	DNP	4-19/0	2-3/1	4-22/0	4-11/1	3--4/0	DNP
Chubba Purdy	19-34/2	DNP	DNP	DNP	5-29/1	2--10/0	1-2/0	DNP	5--11/0	6-24/1
Gabe Ervin Jr.	15-82/0	-	1--1/0	1-2/0	7-60/0	6-21/0	DNP	DNP	DNP	DNP
Logan Smothers	8-27/0	1-7/0	DNP	1-10/0	DNP	DNP	DNP	DNP	2-6/0	4-4/0
Rahmir Johnson	5-20/0	-	-	-	-	DNP	DNP	1-17/0	-	4-3/0
Trey Palmer	4-68/0	2-8/0	-	-	-	-	1-0/0	1-60/0	-	-
Alante Brown	1--1/0	-	-	-	-	-	1--1/0	-	-	-

### Receiving

Player	No-Yds/TD	NU	UND	GS	OU	IND	RU	Purdue	Illini	MINN
Trey Palmer	53-819/5	8-68/0	4-82/0	6-81/0	10-92/1	8-157/1	4-64/1	7-237/2	1-1/0	5-37/0
Marcus Washington	24-367/0	2-27/0	2-31/0	6-123/0	2-17/0	2-15/0	4-53/0	3-30/0	1-8/0	2-63/0
Travis Vokolek	18-220/2	5-63/0	DNP	DNP	1-2/0	1-11/0	6-46/1	3-38/0	1-56/1	1-4/0
Anthony Grant	15-87/0	1-16/0	1-0/0	-	-	1-1/0	6-34/0	2-4/0	3-27/0	1-5/0
Alante Brown	13-161/0	3-32/0	2-27/0	3-28/0	1-11/0	1-14/0	1-2/0	-	2-47/0	-
Oliver Martin	9-180/1	-	-	2-36/0	1-18/0	3-65/1	2-16/0	1-45/0	-	-
Chancellor Brewington	8-79/1	-	1-5/1	1--4/0	1-6/0	1-5/0	1-17/0	-	2-45/0	1-5/0
Brody Belt	7-64/1	2-29/0	-	2-24/1	2-9/0	1-2/0	DNP	DNP	-	DNP
Isaiah Garcia-Castaneda	5-120/1	4-120/1	-	-	1-0/0	DNP	DNP	DNP	DNP	DNP
Nate Boerkircher	4-40/1	-	2-32/1	-	1-4/0	-	-	-	1-4/0	-
Omar Manning	3-24/0	DNP	2-16/0	1-8/0	-	-	-	DNP	DNP	-
Wyatt Liewer	2-18/0	-	-	1-13/0	1-5/0	-	-	-	-	-
Ajay Allen	1-9/0	-	-	1-9/0	-	DNP	DNP	DNP	DNP	DNP
Rahmir Johnson	1-7/0	-	-	-	-	DNP	DNP	-	-	1-7/0

## PASSING

#6 Chubba Purdy	Comp	Att	Int	Pct	Yards	TD	Long	Sacked	Effic.
Oklahoma	7	11	1	63.6	35	0	18	0-0	72.2
Rutgers	0	1	0	0.0	0	0	0	0-0	0.0
Illinois	3	8	1	37.5	15	0	8	2-16	28.3
Minnesota	6	16	1	37.5	41	0	10	2-6	46.5
<b>Totals</b>	<b>16</b>	<b>36</b>	<b>3</b>	<b>44.4</b>	<b>91</b>	<b>0</b>	<b>18</b>	<b>5-32</b>	<b>49.0</b>

#8 Logan Smothers	Comp	Att	Int	Pct	Yards	TD	Long	Sacked	Effic.
Illinois	1	1	0	100.0	1	0	1	0-0	108.4
Minnesota	5	10	0	50.0	80	0	32	2-3	117.2
<b>Totals</b>	<b>6</b>	<b>11</b>	<b>0</b>	<b>54.5</b>	<b>81</b>	<b>0</b>	<b>32</b>	<b>2-3</b>	<b>116.4</b>

#11 Casey Thompson	Comp	Att	Int	Pct	Yards	TD	Long	Sacked	Effic.
Northwestern	25	42	2	59.5	355	1	58	2-19	128.9
North Dakota	14	21	1	66.7	193	2	35	3-27	165.8
Ga. Southern	23	34	0	67.6	318	1	33	2-11	155.9
Oklahoma	14	20	0	70.0	129	1	32	4-32	140.7
Indiana	18	27	1	66.7	270	2	71	3-38	167.7
Rutgers	24	36	2	66.7	232	2	27	1-6	128.0
Purdue	16	29	2	55.2	354	2	72	4-38	166.7
Illinois	7	15	2	46.7	172	1	56	0-0	138.3
<b>Totals</b>	<b>141</b>	<b>224</b>	<b>10</b>	<b>62.9</b>	<b>2023</b>	<b>12</b>	<b>72</b>	<b>19-171</b>	<b>147.6</b>

## SPECIAL TEAMS RETURNS

### Punt Returns

Player	No-Yds	NU	UND	GS	OU	IND	RU	Purdue	Illini	MINN
Trey Palmer	4-36	-	-	-	1--1	3-37	-	-	-	-

### Kick Returns

Player	No-Yds	NU	UND	GS	OU	IND	RU	Purdue	Illini	MINN
Tommi Hill	6-131	-	-	-	-	-	1-22	4-91	1-18	-
Zach Weinmaster	4-67	-	1-15	1-18	-	-	-	1-20	1-14	-
Trey Palmer	3-62	2-42	-	1-20	-	-	-	-	-	-
Anthony Grant	3-47	1-20	1-7	1-20	-	-	-	-	-	-
Chris Kolarevic	2-18	-	-	-	-	-	2-18	-	-	-

## INDIVIDUAL DEFENSE GAME BY GAME

### TOTAL TACKLES

Player	S-A	Total	NU	UND	GS	OU	IND	RU	Purdue	Illini	MINN
Luke Reimer	29-38	67	7-8	0-7	4-5	3-5	2-3	3-2	DNP	5-4	5-4
Myles Farmer	31-31	62	5-1	5-1	4-2	4-2	2-1	2-3	3-6	2-5	4-10
Marques Buford Jr.	34-20	54	4-3	4-1	4-1	6-1	3-1	4-2	2-3	3-4	4-4
Isaac Gifford	32-20	52	2-1	7-1	6-5	3-0	2-3	2-2	6-3	4-2	0-3
Garrett Nelson	24-21	45	1-2	6-2	2-2	3-2	3-0	2-9	3-0	2-1	2-3
Ochaun Mathis	21-22	43	4-4	1-1	0-5	4-3	0-2	2-2	6-2	1-2	3-1
Nick Henrich	15-22	37	2-7	DNP	DNP	3-3	2-3	4-5	4-4	DNP	DNP
Quinton Newsome	21-13	34	2-2	0-2	5-1	4-1	2-3	-	6-0	2-2	0-2
Caleb Tannor	17-15	32	1-1	3-2	0-2	1-1	2-1	1-3	4-1	1-2	4-2
Colton Feist	12-17	29	5-0	2-1	0-1	-	1-1	0-5	2-2	2-4	0-3
Chris Kolarevic	10-19	29	1-1	0-2	-	2-6	1-2	1-1	3-1	1-3	1-3
Eteva Mauga-Clements	10-19	29	1-1	1-2	-	3-2	2-1	0-3	0-3	1-5	2-2
Ernest Hausmann	12-14	26	2-1	1-5	3-4	1-0	-	-	2-1	0-2	3-1
Stephon Wynn Jr.	7-15	22	0-2	3-1	2-7	1-3	-	-	1-1	0-1	-
Ty Robinson	11-7	18	0-1	1-0	1-2	1-0	4-0	-	0-1	3-3	1-0
Tommi Hill	10-7	17	2-3	1-2	6-2	1-0	-	-	-	-	-
Malcolm Hartzog	7-7	14	-	-	-	-	-	2-1	1-2	2-2	2-2
Devin Drew	2-10	12	1-0	0-1	-	1-2	0-1	0-3	-	-	0-3
Phalen Sanford	6-3	9	-	2-0	0-1	1-0	-	-	2-1	1-1	-
Nash Hutmacher	2-6	8	-	0-1	-	0-2	0-1	-	1-0	0-2	1-0
Jimari Butler	3-3	6	-	-	-	1-0	1-0	0-1	1-0	0-2	-
Brandon Moore	3-2	5	DNP	-	0-1	-	-	2-0	1-1	-	-
Cooper Jewett	3-2	5	1-0	1-0	0-1	-	-	-	-	DNP	1-1
Braxton Clark	3-1	4	1-1	-	1-0	1-0	-	DNP	DNP	DNP	DNP
Trey Palmer	3-0	3	-	-	-	-	-	1-0	1-0	-	1-0
Mosai Newsom	1-2	3	DNP	-	DNP	-	-	DNP	-	1-2	-
Blaise Gunnerson	1-2	3	-	0-1	-	-	-	1-1	-	-	-
Javin Wright	1-2	3	-	-	-	DNP	-	-	-	0-2	1-0
Chancellor Brewington	1-2	3	-	-	-	0-1	-	-	1-0	0-1	-
Omar Brown	0-3	3	0-1	0-1	-	-	-	0-1	-	-	-
Ty Hahn	2-0	2	DNP	-	-	-	1-0	-	1-0	-	-
Casey Thompson	2-0	2	1-0	1-0	-	-	-	-	-	-	DNP
Henry Lutovsky	1-0	1	DNP	-	-	-	-	-	-	1-0	-
Oliver Martin	1-0	1	-	-	-	-	-	1-0	-	-	-
John Bullock	1-0	1	DNP	DNP	-	-	-	-	1-0	-	-
Tamon Lynam	1-0	1	DNP	-	-	1-0	DNP	DNP	DNP	DNP	DNP
Brian Buschini	1-0	1	-	-	-	1-0	-	-	-	-	-
Ethan Piper	0-1	1	-	DNP	DNP	-	-	-	-	0-1	-
Brady Weas	0-1	1	-	-	-	-	-	-	-	0-1	-
DeShon Singleton	0-1	1	-	-	-	-	0-1	-	-	-	-

### INTERCEPTION/FUMBLE RETURNS

#### Interceptions Returns

Player	No-Yds	NU	UND	GS	OU	IND	RU	Purdue	Illini	MINN
Marques Buford Jr.	2-0	-	-	2-0	-	-	-	-	-	-
Malcolm Hartzog	2-0	-	-	-	-	-	1-0	1-0	-	-
Myles Farmer	1-17	-	-	-	-	-	1-17	-	-	-
Brandon Moore	1-0	DNP	-	-	-	-	1-0	-	-	DNP
Luke Reimer	1-0	-	-	-	-	1-0	-	DNP	-	-

#### Fumble Returns

Player	No-Yds	NU	UND	GS	OU	IND	RU	Purdue	Illini	MINN
Caleb Tannor	1-0	1-0	-	-	-	-	-	-	-	-
Quinton Newsome	1-0	-	-	-	-	-	-	-	1-0	-
Garrett Nelson	1-0	-	-	-	1-0	-	-	-	-	-
Stephon Wynn Jr.	1-0	-	1-0	-	-	-	-	-	-	-



## INDIVIDUAL DEFENSE GAME BY GAME

### SACKS

Player	UA-A	Total	NU	UND	GS	OU	IND	RU	Purdue	Illini	MINN
Garrett Nelson	4-1	4.5	-	1-3	-	-	2-18	1.5-11	-	-	-
Ochaun Mathis	2-1	2.5	-	1-5	-	-	-	1-1	-	-	0.5-4
Ty Robinson	2-0	2	-	-	-	-	1-8	-	-	-	1-6
Caleb Tannor	1-1	1.5	-	-	-	-	-	-	-	-	1.5-16
Quinton Newsome	1-0	1	-	-	-	-	-	-	-	1-12	-
Isaac Gifford	1-0	1	-	-	-	-	-	-	-	1-7	-
Luke Reimer	1-0	1	-	-	-	1-4	-	-	DNP	-	-
Devin Drew	1-0	1	-	-	-	1-3	-	-	-	-	-
Colton Feist	0-1	0.5	-	-	-	-	-	0.5-4	-	-	-

### TACKLES FOR LOSS

Player	UA-A	Total	NU	UND	GS	OU	IND	RU	Purdue	Illini	MINN
Garrett Nelson	6-3	7.5	-	1.0-3	-	-	2.0-18	2.0-12	1.0-3	-	1.5-3
Isaac Gifford	4-0	4.0	-	1.0-5	-	-	2.0-5	-	-	1.0-7	-
Ochaun Mathis	3-2	4.0	-	1.0-5	0.5-0	-	-	1.0-1	-	-	1.5-7
Caleb Tannor	3-2	4.0	-	-	-	-	-	1.5-2	-	-	2.5-18
Colton Feist	2-4	4.0	-	-	-	-	1.0-1	1.5-4	-	1.5-2	-
Luke Reimer	2-3	3.5	-	-	1.5-2	1.0-4	-	-	DNP	0.5-1	0.5-0
Nick Henrich	3-0	3.0	-	DNP	DNP	1.0-1	-	1.0-1	1.0-2	DNP	DNP
Ty Robinson	2-2	3.0	-	-	0.5-1	-	1.0-8	-	-	0.5-1	1.0-6
Quinton Newsome	2-2	3.0	0.5-1	-	-	-	-	-	-	2.5-16	-
Marques Buford Jr.	2-1	2.5	0.5-1	1.0-1	-	-	-	-	-	1.0-1	-
Jimari Butler	1-1	1.5	-	-	-	1.0-1	-	-	-	0.5-0	-
Ernest Hausmann	1-0	1.0	-	-	-	-	-	-	-	-	1.0-2
Chris Kolarevic	1-0	1.0	1.0-2	-	-	-	-	-	-	-	-
Myles Farmer	1-0	1.0	-	-	-	1.0-3	-	-	-	-	-
Devin Drew	1-0	1.0	-	-	-	1.0-3	-	-	-	-	-
Eteva Mauga-Clements	0-1	0.5	-	-	-	-	-	-	-	0.5-0	-
Stephon Wynn Jr.	0-1	0.5	-	-	0.5-0	-	-	-	-	-	-

### FUMBLES

#### Fumbles Forced

Player	Number	NU	UND	GS	OU	IND	RU	Purdue	Illini	MINN
Marques Buford Jr.	1	1	-	-	-	-	-	-	-	-
Garrett Nelson	1	-	1	-	-	-	-	-	-	-

#### Fumbles Recovered

Player	Number	NU	UND	GS	OU	IND	RU	Purdue	Illini	MINN
Caleb Tannor	1	1	-	-	-	-	-	-	-	-
Quinton Newsome	1	-	-	-	-	-	-	-	1	-
Garrett Nelson	1	-	-	-	1	-	-	-	-	-
Stephon Wynn Jr.	1	-	1	-	-	-	-	-	-	-



## TEAM GAME BY GAME

Date	Opponent	Rushing				Receiving				Passing				Kick Returns			Punt Returns			tot		
		no.	yds	td	lg	no.	yds	td	lg	cmp-att-int	yds	td	lg	no.	yds	td	lg	no.	yds		td	lg
08/27/2022	vs Northwestern	31	110	3	46	25	355	1	58	25-42-2	355	1	58	3	62	0	25	0	0	0	465	
09/03/2022	North Dakota	41	244	3	46	14	193	2	35	14-21-1	193	2	35	2	22	0	15	0	0	0	437	
09/10/2022	Ga. Southern	47	257	5	23	23	318	1	33	23-34-0	318	1	33	3	58	0	20	0	0	0	575	
09/17/2022	Oklahoma	45	163	1	14	21	164	1	32	21-31-1	164	1	32	0	0	0	0	1	-1	0	327	
10/01/2022	Indiana	51	115	2	17	18	270	2	71	18-27-1	270	2	71	0	0	0	3	67	1	30	385	
10/07/2022	at Rutgers	29	72	0	10	24	232	2	27	24-37-2	232	2	27	3	40	0	22	0	0	0	304	
10/15/2022	at Purdue	23	122	2	60	16	354	2	72	16-29-2	354	2	72	5	111	0	32	0	0	0	476	
10/29/2022	Illinois	25	60	0	22	11	188	1	56	11-24-3	188	1	56	2	32	0	18	0	0	0	248	
11/05/2022	Minnesota	35	146	1	36	11	121	0	32	11-26-1	121	0	32	0	0	0	0	0	0	0	267	
Nebraska		327	1289	17	60	163	2195	12	72	163-271-13	2195	12	72	18	325	0	32	4	66	1	30	3484
Opponents		365	1646	18	67	208	2323	14	46	208-331-7	2323	14	46	10	153	0	25	12	148	0	34	3969

### Nebraska Averages

Games	Avg/ rush	Avg/ catch	Pass effc	KR avg	PR avg	All purpose avg/game	Total offense avg/game
9	3.9	13.5	133.2	18.1	16.5	432.4	387.1

Date	Opponent	Tackles				Sacks	Fumble	Pass Defense			blkd	PAT attempts			off			
		ua	a total	tfl-yds		no-yds	ff fr-yds	int-yds	qbh brup	kick	kick	rush	rcv	saf	t/o	pts		
08/27/2022	vs Northwestern	43	40	83	2-0-4	0-0	1	1-0	0-0	1	4	0	4-4	0	0	7	28	
09/03/2022	North Dakota	39	34	73	4-0-14	2-8	1	1-0	0-0	5	6	1	5-5	0	0	0	38	
09/10/2022	Ga. Southern	38	42	80	3-0-3	0-0	0	0-0	2-0	6	8	0	6-6	0	0	14	42	
09/17/2022	Oklahoma	46	34	80	5-0-12	2-7	0	1-0	0-0	3	1	0	2-2	0	0	0	14	
10/01/2022	Indiana	28	24	52	6-0-32	3-26	0	0-0	1-0	6	8	1	5-5	0	0	0	35	
10/07/2022	at Rutgers	28	44	72	7-0-20	3-16	0	0-0	3-17	0	3	0	2-2	0	0	7	14	
10/15/2022	at Purdue	52	32	84	2-0-5	0-0	0	0-0	1-0	0	3	1	4-4	0	0	0	37	
10/29/2022	Illinois	32	54	86	8-0-28	2-19	0	1-0	0-0	0	0	0	0-1	0	0	0	9	
11/05/2022	Minnesota	35	44	79	8-0-36	3-26	0	0-0	0-0	3	2	0	1-1	0	0	0	13	
Nebraska		341	348	689	45.0-154	15-102	2	4-0	7-17	24	35	3	29-30	0	0	0	28	230
Opponents		331	226	557	48.0-261	26-206	8	5-0	13-120	17	26	2	31-33	0	0	0	50	265

Date	Opponent	Punting									Field Goals			Kickoffs				
		no.	yds	avg	long	blkd	tb	fc	50+	i20	md-att	long	blkd	no.	yds	avg	tb	ob
08/27/2022	vs Northwestern	6	283	47.2	50	0	0	4	1	4	0-1	0	0	4	252	63.0	2	0
09/03/2022	North Dakota	2	84	42.0	46	0	0	2	0	1	1-2	46	0	7	400	57.1	5	0
09/10/2022	Ga. Southern	4	202	50.5	65	0	1	1	2	0	0-1	0	0	7	452	64.6	5	0
09/17/2022	Oklahoma	7	296	42.3	51	0	0	2	1	1	0-0	0	0	3	195	65.0	3	0
10/01/2022	Indiana	8	313	39.1	54	0	0	1	1	3	0-0	0	0	6	387	64.5	5	0
10/07/2022	at Rutgers	8	281	35.1	49	1	0	4	0	1	0-0	0	0	3	182	60.7	2	0
10/15/2022	at Purdue	4	168	42.0	53	0	1	1	2	0	3-3	43	0	7	443	63.3	5	0
10/29/2022	Illinois	6	289	48.2	55	0	0	3	3	1	1-1	26	0	3	195	65.0	3	0
11/05/2022	Minnesota	6	333	55.5	61	0	1	1	5	0	2-2	26	0	4	254	63.5	1	0
Nebraska		51	2249	44.1	65	1	3	19	15	11	7-10	46	0	44	2760	62.7	31	0
Opponents		48	1897	39.5	61	3	5	27	10	21	12-16	49	0	55	3299	60.0	28	0

## OPPONENT GAME BY GAME

Date	Opponent	Rushing				Receiving				Passing				Kick Returns				Punt Returns				tot
		no.	yds	td	lg	no.	yds	td	lg	cmp-att-int	yds	td	lg	no.	yds	td	lg	no.	yds	td	lg	
08/27/2022	vs Northwestern	47	214	2	21	27	314	2	41	27-38-0	314	2	41	1	18	0	18	0	0	0	528	
09/03/2022	North Dakota	33	175	1	63	24	131	1	15	24-37-0	131	1	15	2	8	0	12	0	0	0	306	
09/10/2022	Ga. Southern	30	233	5	67	37	409	1	37	37-56-2	409	1	37	1	21	0	21	0	0	0	642	
09/17/2022	Oklahoma	54	312	4	61	19	268	3	38	19-30-0	268	3	38	0	0	0	0	4	61	0	34	580
10/01/2022	Indiana	23	67	1	34	22	223	1	28	22-44-1	223	1	28	1	21	0	21	0	0	0	290	
10/07/2022	at Rutgers	38	115	1	21	12	233	0	43	12-30-3	233	0	43	1	24	0	24	2	19	0	12	348
10/15/2022	at Purdue	47	217	1	18	35	391	4	32	35-54-1	391	4	32	2	18	0	9	2	16	0	15	608
10/29/2022	Illinois	48	188	1	21	20	179	2	46	20-22-0	179	2	46	0	0	0	0	1	24	0	24	367
11/05/2022	Minnesota	45	125	2	16	12	175	0	45	12-20-0	175	0	45	2	43	0	25	3	28	0	14	300
Opponents		365	1646	18	67	208	2323	14	46	208-331-7	2323	14	46	10	153	0	25	12	148	0	34	3969
Nebraska		327	1289	17	60	163	2195	12	72	163-271-13	2195	12	72	18	325	0	32	4	66	1	30	3484

### Opponents Averages

Games	Avg/ rush	Avg/ catch	Pass effc	KR avg	PR avg	All purpose avg/game	Total offense avg/game
9	4.5	11.2	131.5	15.3	12.3	487.8	441.0

		Tackles			Sacks	Fumble	Pass Defense			blkd	PAT attempts			off		
Date	Opponent	ua	a total	tfl-yds	no-yds	ff fr-yds	int-yds	qbh	brup	kick	kick	rush	rcv	saf	t/o	pts
08/27/2022	vs Northwestern	43	16	59	4-0-24	2-19	1	1-0	2-33	3	5	0	4-4	0	0	7
09/03/2022	North Dakota	29	38	67	5-0-30	3-27	1	1-0	1-15	0	2	0	2-2	0	0	7
09/10/2022	Ga. Southern	45	36	81	3-0-15	2-11	0	0-0	0-0	1	0	0	6-6	0	0	45
09/17/2022	Oklahoma	40	42	82	9-0-56	4-32	2	1-0	1-0	1	3	0	7-7	0	0	7
10/01/2022	Indiana	48	22	70	8-0-54	4-48	2	1-0	1-0	3	3	0	3-3	0	0	21
10/07/2022	at Rutgers	36	32	68	3-0-9	1-6	0	0-0	2-2	2	4	1	1-1	0	0	13
10/15/2022	at Purdue	33	8	41	5-0-41	4-38	1	0-0	2-15	2	2	0	4-5	0	0	9
10/29/2022	Illinois	27	12	39	6-0-22	2-16	1	1-0	3-47	2	3	1	2-3	0	0	13
11/05/2022	Minnesota	30	20	50	5-0-10	4-9	0	0-0	1-8	3	4	0	2-2	0	0	7
Opponents		331	226	557	48.0-261	26-206	8	5-0	13-120	17	26	2	31-33	0	0	50
Nebraska		341	348	689	45.0-154	15-102	2	4-0	7-17	24	35	3	29-30	0	0	28

		Punting										Field Goals				Kickoffs			
Date	Opponent	no.	yds	avg	long	blkd	tb	fc	50+	i20	md-att	long	blkd	no.	yds	avg	tb	ob	
08/27/2022	vs Northwestern	6	245	40.8	49	0	0	4	0	4	1-2	35	0	6	350	58.3	0	0	
09/03/2022	North Dakota	6	191	31.8	59	1	1	3	1	2	1-1	23	0	4	222	55.5	1	0	
09/10/2022	Ga. Southern	1	38	38.0	38	0	0	1	0	1	1-1	19	0	8	496	62.0	3	0	
09/17/2022	Oklahoma	3	146	48.7	56	0	0	1	2	1	0-1	0	0	8	517	64.6	7	0	
10/01/2022	Indiana	11	443	40.3	61	1	0	4	4	3	0-0	0	0	5	260	52.0	4	0	
10/07/2022	at Rutgers	7	293	41.9	51	0	1	6	1	5	2-3	40	0	4	192	48.0	0	0	
10/15/2022	at Purdue	2	55	27.5	40	1	1	0	0	0	3-4	37	0	9	552	61.3	4	0	
10/29/2022	Illinois	6	264	44.0	52	0	2	3	2	2	2-2	41	0	6	385	64.2	4	0	
11/05/2022	Minnesota	6	222	37.0	45	0	0	5	0	3	2-2	49	0	5	325	65.0	5	0	
Opponents		48	1897	39.5	61	3	5	27	10	21	12-16	49	0	55	3299	60.0	28	0	
Nebraska		51	2249	44.1	65	1	3	19	15	11	7-10	46	0	44	2760	62.7	31	0	





## TEAM COMPARISON

Opponent	Score	First Downs				Rushing Number-Yards	Passing		Total Offense Plays-Yards	Return Yards	Turn- Overs
		Total	Rush	Pass	Pen		Comp-Att.-Int	Yards			
Northwestern	28-31	23 / 25	4 / 11	16 / 14	3 / 0	31-110 / 47-214	25-42-2 / 27-38-0	355 / 314	73-465 / 85-528	62 / 51	3 / 1
North Dakota	38-17	26 / 18	15 / 10	9 / 6	2 / 2	41-244 / 33-175	14-21-1 / 24-37-0	193 / 131	62-437 / 70-306	22 / 23	2 / 1
Ga. Southern	42-45	33 / 34	17 / 9	16 / 21	0 / 4	47-257 / 30-233	23-34-0 / 37-56-2	318 / 409	81-575 / 86-642	58 / 21	0 / 2
Oklahoma	14-49	21 / 31	11 / 14	7 / 16	3 / 1	45-163 / 54-312	21-31-1 / 19-30-0	164 / 268	76-327 / 84-580	-1 / 61	2 / 1
Indiana	35-21	22 / 14	7 / 2	12 / 10	3 / 2	51-115 / 23-67	18-27-1 / 22-44-1	270 / 223	78-385 / 67-290	67 / 21	2 / 1
Rutgers	14-13	18 / 14	4 / 6	11 / 8	3 / 0	29-72 / 38-115	24-37-2 / 12-30-3	232 / 233	66-304 / 68-348	57 / 45	2 / 3
Purdue	37-43	15 / 38	5 / 18	9 / 18	1 / 2	23-122 / 47-217	16-29-2 / 35-54-1	354 / 391	52-476 / 101-608	111 / 49	2 / 1
Illinois	9-26	9 / 18	3 / 8	5 / 9	1 / 1	25-60 / 48-188	11-24-3 / 20-22-0	188 / 179	49-248 / 70-367	32 / 71	4 / 1
Minnesota	13-20	13 / 18	8 / 11	5 / 7	0 / 0	35-146 / 45-125	11-26-1 / 12-20-0	121 / 175	61-267 / 65-300	0 / 79	1 / 0
Totals	230-265	180 / 210	74 / 89	90 / 109	16 / 12	327-1289 / 365-1646	163-271-13 / 208-331-7	2195 / 2323	598-3484 / 696-3969	408 / 421	18 / 11

Opponents	3rd Down Conversion	4th Down Conversion	Time of Possession	TOP Margin	Avg Yds/Rush	Avg Yds/Pass	Avg Yds/Play	Punting Number-Avg	Penalties Number-Yards	Sacks
Northwestern	9-16 / 7-17	0-0 / 1-1	25:48 / 34:12	-08:24	3.5 / 4.6	8.5 / 8.3	6.4 / 6.2	6-47.2 / 6-40.8	1-5.0 / 8-65.0	0 / 2
North Dakota	6-11 / 6-15	0-0 / 1-2	23:59 / 36:01	-12:02	6.0 / 5.3	9.2 / 3.5	7.0 / 4.4	2-42.0 / 6-31.8	7-45.0 / 6-70.0	2 / 3
Ga. Southern	9-13 / 9-13	0-0 / 2-2	31:56 / 28:04	03:52	5.5 / 7.8	9.4 / 7.3	7.1 / 7.5	4-50.5 / 1-38.0	10-77.0 / 3-15.0	0 / 2
Oklahoma	6-17 / 10-16	0-2 / 1-2	30:24 / 29:36	00:48	3.6 / 5.8	5.3 / 8.9	4.3 / 6.9	7-42.3 / 3-48.7	5-40.0 / 6-65.0	2 / 4
Indiana	7-16 / 2-15	0-0 / 0-1	33:48 / 24:06	09:42	2.3 / 2.9	10.0 / 5.1	4.9 / 4.3	8-39.1 / 11-40.3	12-111.0 / 11-92.0	3 / 4
Rutgers	4-15 / 4-16	1-2 / 0-0	31:40 / 28:20	03:20	2.5 / 3.0	6.3 / 7.8	4.6 / 5.1	8-35.1 / 7-41.9	9-67.0 / 9-97.0	3 / 1
Purdue	3-9 / 9-18	0-0 / 2-2	17:18 / 42:42	-25:24	5.3 / 4.6	12.2 / 7.2	9.2 / 6.0	4-42.0 / 2-27.5	4-40.0 / 2-14.0	0 / 4
Illinois	2-12 / 7-15	0-0 / 0-0	21:47 / 38:13	-16:26	2.4 / 3.9	7.8 / 8.1	5.1 / 5.2	6-48.2 / 6-44.0	3-30.0 / 8-72.0	2 / 2
Minnesota	5-16 / 3-11	1-2 / 0-0	25:19 / 34:41	-09:22	4.2 / 2.8	4.7 / 8.8	4.4 / 4.6	6-55.5 / 6-37.0	2-10.0 / 2-18.0	3 / 4
<b>Totals</b>	<b>51-125 / 57-136</b>	<b>2-6 / 7-10</b>	<b>241:59 / 295:55</b>	<b>-53:56</b>	<b>3.9 / 4.5</b>	<b>8.1 / 7.0</b>	<b>5.8 / 5.7</b>	<b>51-44.1 / 48-39.5</b>	<b>53-425.0 / 55-508.0</b>	<b>15 / 26</b>

Note: Game totals are displayed in the format TEAM/OPPONENT for each category

## NEBRASKA RED ZONE CHART

### Nebraska Inside Opponent Red-Zone

Date	Opponent	Score	Times		Total	Rush		Pass	FGs	Failed to score inside RZ						
			In RZ	Scored		Pts	TDs	TDs	Made	FGA	Down	Int	Fumb	Half	Game	
08/27/2022	vs Northwestern	L 28-31	2	2	14	2	2	0	0	0	0	0	0	0	0	0
09/03/2022	North Dakota	W 38-17	5	4	28	4	2	2	0	1	0	0	0	0	0	0
09/10/2022	Ga. Southern	L 42-45	5	5	35	5	5	0	0	0	0	0	0	0	0	0
09/17/2022	Oklahoma	L 14-49	2	1	7	1	1	0	0	0	1	0	0	0	0	0
10/01/2022	Indiana	W 35-21	4	2	14	2	2	0	0	0	0	0	0	0	0	0
10/07/2022	at Rutgers	W 14-13	1	1	7	1	0	1	0	0	0	0	0	0	0	0
10/15/2022	at Purdue	L 37-43	4	4	20	2	2	0	2	2	0	0	0	0	0	0
10/29/2022	Illinois	L 9-26	1	1	3	0	0	0	1	1	0	0	0	0	0	0
11/05/2022	Minnesota	L 13-20	3	3	13	1	1	0	2	2	0	0	0	0	0	0
	<b>Totals</b>	<b>23 of 27 (85.2%)</b>	<b>27</b>	<b>23</b>	<b>141</b>	<b>18</b>	<b>15</b>	<b>3</b>	<b>5</b>	<b>6</b>	<b>1</b>	<b>0</b>	<b>0</b>	<b>0</b>	<b>0</b>	<b>0</b>

### Opponents Inside Nebraska Red-Zone

Date	Opponent	Score	Times		Total	Rush		Pass	FGs	Failed to score inside RZ						
			In RZ	Scored		Pts	TDs	TDs	Made	FGA	Down	Int	Fumb	Half	Game	
08/27/2022	Northwestern	L 28-31	5	4	24	3	2	1	1	2	0	0	0	0	0	0
09/03/2022	North Dakota	W 38-17	3	3	17	2	1	1	1	1	0	0	0	0	0	0
09/10/2022	Ga. Southern	L 42-45	6	5	31	4	3	1	1	1	0	0	0	1	0	0
09/17/2022	Oklahoma	L 14-49	4	3	21	3	2	1	0	0	0	0	1	0	0	0
10/01/2022	Indiana	W 35-21	2	2	14	2	1	1	0	0	0	0	0	0	0	0
10/07/2022	Rutgers	W 14-13	1	1	3	0	0	0	1	1	0	0	0	0	0	0
10/15/2022	Purdue	L 37-43	7	6	29	3	1	2	3	3	0	0	0	0	0	1
10/29/2022	Illinois	L 9-26	3	3	17	2	1	1	1	1	0	0	0	0	0	0
11/05/2022	Minnesota	L 13-20	2	2	14	2	2	0	0	0	0	0	0	0	0	0
	<b>Totals</b>	<b>29 of 33 (87.9%)</b>	<b>33</b>	<b>29</b>	<b>170</b>	<b>21</b>	<b>13</b>	<b>8</b>	<b>8</b>	<b>9</b>	<b>0</b>	<b>0</b>	<b>1</b>	<b>1</b>	<b>1</b>	<b>1</b>



# NEBRASKA & OPPONENT LONG PLAYS & DRIVE INFORMATION

## LONG SEASON PLAYS (20 OR MORE YARDS)

	[-----NEBRASKA-----]				[-----OPPONENT-----]			
	RUSH	PASS	RET	TOT	RUSH	PASS	RET	TOT
vs. Northwestern	1	4	2	7	2	5	1	8
North Dakota	1	4	0	5	1	0	0	1
Georgia Southern	1	6	2	9	3	5	1	9
Oklahoma	0	2	0	2	4	5	1	10
Indiana	0	4	2	6	1	4	1	6
at Rutgers	0	3	1	4	1	4	1	6
at Purdue	2	6	3	11	0	3	0	3
Illinois	1	3	0	4	1	2	2	5
Minnesota	1	2	0	3	0	2	1	3
<b>TOTALS</b>	<b>7</b>	<b>34</b>	<b>10</b>	<b>51</b>	<b>13</b>	<b>30</b>	<b>8</b>	<b>51</b>

## LONG DRIVE SUPERLATIVES

	NEBRASKA	OPPONENT
Most Yards (Result)	98 Ga. Southern (TD)	82 at Northwestern (TD)
Most Plays (Result)	15 Ga. Southern (TD)	16 North Dakota (TD)
Most Time (Result)	6:05 Indiana (TD)	7:27 Illinois (FG)

## NEBRASKA LONG PLAYS (51; 7 RUNS; 34 PASSES; 10 RETURNS)

YDS	OPPONENT	PLAY	RESULT
72	Purdue	Pass (Thompson-Palmer)	Touchdown
71	Indiana	Pass (Thompson-Palmer)	Touchdown
64	Purdue	Pass (Thompson-Palmer)	1st-Goal
60	Purdue	Rush (Palmer)	1st-10
58	Northwestern	Pass (Thompson-Garcia-Castaneda)	1st-10
56	Illinois	Pass (Thompson-Vokolek)	Touchdown
46	Northwestern	Rush (Grant)	Touchdown
46	North Dakota	Rush (Grant)	Touchdown
45	Illinois	Pass (Thompson-Brewington)	1st-10
45	Purdue	Pass (Thompson-Martin)	1st-10
39	Purdue	Pass (Thompson-Palmer)	1st-10
37	Purdue	Pass (Thompson-Palmer)	Touchdown
36	Minnesota	Rush (Grant)	1st-10
35	North Dakota	Pass (Thompson-Palmer)	1st-10
34	Indiana	Pass (Thompson-Palmer)	1st-10
34	Indiana	Pass (Thompson-Martin)	Touchdown
33	Georgia Southern	Pass (Thompson-Washington)	1st-10
32	Northwestern	Pass (Thompson-Garcia-Castaneda)	Touchdown
32	Oklahoma	Pass (Thompson-Palmer)	Touchdown
32	Purdue	KOR (Hill)	1st-10
32	Illinois	Pass (Thompson-Brown)	1st-10
32	Minnesota	Pass (Smothers-Washington)	1st-10
31	Minnesota	Pass (Smothers-Washington)	1st-10
31	North Dakota	Pass (Thompson-Palmer)	1st-10
31	Purdue	Rush (Thompson)	1st-10
30	Purdue	Pass (Thompson-Vokolek)	1st-10
30	Indiana	Punt Block (Hartzog)	Touchdown
29	Georgia Southern	Pass (Thompson-Washington)	1st-goal
28	Purdue	KOR (Hill)	1st-10
27	Georgia Southern	Pass (Thompson-Washington)	1st-10
27	Rutgers	Pass (Thompson-Palmer)	Touchdown
26	Georgia Southern	Pass (Thompson-Martin)	1st-10
25	Northwestern	KOR (Palmer)	1st-10
24	Northwestern	Pass (Thompson-Garcia-Castaneda)	Fumble
24	North Dakota	Pass (Thompson-Washington)	1st-10
24	Georgia Southern	Pass (Thompson-Palmer)	1st-10
23	Georgia Southern	Rush (Allen)	1st-10
22	Illinois	Rush (Grant)	1st-10
22	Rutgers	KOR (Hill)	1st-10
21	North Dakota	Pass (Thompson-Brown)	1st-10
21	Northwestern	Pass (Thompson-Vokolek)	1st-10
21	Georgia Southern	Pass (Thompson-Belt)	Touchdown
21	Oklahoma	Pass (Thompson-Palmer)	Fumble
21	Indiana	Pass (Thompson-Martin)	1st-10
21	Rutgers	Pass (Thompson-Washington)	1st-10
20	Rutgers	Pass (Thompson-Palmer)	1st-10
20	Northwestern	KOR (Grant)	1st-10
20	Georgia Southern	KOR (Grant)	1st-10
20	Georgia Southern	KOR (Palmer)	1st-10
20	Indiana	PR (Palmer)	1st-10
20	Purdue	KOR (Weinmaster)	1st-10

## OPPONENT LONG PLAYS (51: 13 RUNS; 30 PASSES; 8 RETURNS)

YDS	OPPONENT	PLAY	RESULT
67	Georgia Southern	Rush (Green)	1st-Goal
63	North Dakota	Rush (Smith)	1st-Goal
61	Oklahoma	Rush (Gabriel)	Touchdown
47	Georgia Southern	Rush (Green)	Touchdown
46	Illinois	Pass (Devito-Williams)	Touchdown
43	Rutgers	Pass (Vedral-Jones)	1st-10
42	Northwestern	IR (Mitchell)	1st-10
41	Northwestern	Pass (Hilinski-Niro III)	Touchdown
41	Minnesota	Pass (Kaliakmanis-Wright)	1st-10
39	Northwestern	Pass (Hilinski-Washington)	1st-10
38	Minnesota	Pass (Kaliakmanis-Wright)	1st-10
38	Oklahoma	Pass (Gabriel-Mims)	1st-10
37	Georgia Southern	Pass (Vantrease-Johnson)	1st-Goal
37	Illinois	IR (S. Brown)	1st-10
35	Georgia Southern	Pass (Vantrease-Burgess)	1st-10
34	Oklahoma	PR (Mims)	1st-10
34	Indiana	Rush (Lucas)	1st-10
34	Rutgers	Pass (Vedral-Ryan)	1st-10
33	Rutgers	Pass (Vedral-Jones)	1st-10
32	Purdue	Pass (O'Connell-Doerue)	1st-10
31	Purdue	Pass (O'Connell-Jones)	Touchdown
31	Georgia Southern	Pass (Vantrease-Kenerson)	1st-Goal
31	Oklahoma	Rush (Barnes)	1st-10
31	Oklahoma	Pass (Gabriel-Wease)	1st-10
29	Indiana	Pass (Bazelak-Simmons)	1st-10
29	Rutgers	Pass (Simon-Cruickshank)	1st-10
28	Indiana	Pass (Bazelak-Swinton)	1st-10
28	Purdue	Pass (O'Connell-Sheffield)	Touchdown
27	Georgia Southern	Pass (Vantrease-Hood)	1st-10
26	Georgia Southern	Rush (White)	Touchdown
25	Oklahoma	Pass (Gabriel-Farooq)	1st-10
25	Oklahoma	Rush (Gray)	1st-10
25	Oklahoma	Pass (Gabriel-Farooq)	Touchdown
25	Minnesota	KOR (Redding)	1st-10
24	Oklahoma	Pass (Gabriel-Major)	Touchdown
24	Indiana	Pass (Bazelak-Henderson)	1st-10
24	Northwestern	Pass (Hilinski-Hull)	1st-10
24	Rutgers	KOR (Dremel)	1st-10
24	Illinois	PR (Williams)	1st-10
23	Northwestern	Pass (Hilinski-Gordon)	1st-10
22	Northwestern	Pass (Hilinski-Washington)	1st-Goal
21	Northwestern	Rush (Porter)	Fumble
21	Northwestern	Rush (Hull)	1st-10
21	Georgia Southern	KOR (Lewis)	1st-10
21	Rutgers	Run (Vedral)	Touchdown
21	Oklahoma	Rush (Gray)	Touchdown
21	Indiana	Pass (Bazelak-Coby)	1st-10
21	Indiana	KOR (Lucas)	1st-10
21	Illinois	Rush (C. Brown)	1st-10
20	Georgia Southern	Pass (Vantrease-Singleton)	1st-10
20	Illinois	Pass (Devito-Reiman)	1st-10

## GAME-OPENING DRIVES

OPPONENT	[-----NEBRASKA-----]			[-----OPPONENT-----]		
	PTS.	1ST DWN	YDS	PTS.	1ST DWN	YDS
vs. Northwestern	7	4	75	0	2	27
North Dakota	7	3	87	0	4	38
Georgia Southern	0	0	-1	7	5	74
Oklahoma	7	5	77	0	1	12
Indiana	7	2	72	0	0	1
at Rutgers	0	1	20	7	3	75
at Purdue	0	2	27	0	3	43
Illinois	0	2	44	7	3	75
Minnesota	7	4	75	0	0	-9

## SECOND-HALF OPENING DRIVES

OPPONENT	[-----NEBRASKA-----]			[-----OPPONENT-----]		
	PTS.	1ST DWN	YDS	PTS.	1ST DWN	YDS
vs. Northwestern	7	3	88	0	1	16
North Dakota	7	4	75	0	2	21
Georgia Southern	0	0	9	7	4	75
Oklahoma	0	1	21	7	3	46
Indiana	0	1	19	0	1	19
at Rutgers	7	5	70	0	1	18
at Purdue	7	2	71	0	3	41
Illinois	0	2	22	0	1	14
Minnesota	0	0	4	3	3	46



# NEBRASKA & OPPONENT SCORING DRIVES, MISCELLANEOUS STATS

## SCORING DRIVES

GAME	SCORING DRIVES		[----TIME-----]		[---PLAYS---]		5 OR LESS	1 OR 0
	TOT	AVG.	TOT	AVG.	TOT	AVG.		
Northwestern	4	11:09	2:47	32	8.0		1	0
North Dakota	6	14:30	2:25	44	7.3		2	0
Georgia Southern	6	25:07	4:11	63	10.5		0	0
Oklahoma	2	7:01	3:30	19	9.5		0	0
Indiana	5	10:59	2:11	26	5.2		3	1
Rutgers	2	4:24	2:12	10	5.0		1	1
Purdue	7	9:10	1:18	34	4.9		4	0
Illinois	2	5:39	2:49	14	7.0		1	0
Minnesota	3	13:18	4:26	31	10.3		0	0
<b>TOTAL</b>	<b>37</b>	<b>101:17</b>	<b>2:44</b>	<b>273</b>	<b>7.4</b>		<b>12</b>	<b>2</b>
<b>OPPONENTS</b>	<b>44</b>	<b>110:46</b>	<b>2:31</b>	<b>318</b>	<b>7.23</b>		<b>14</b>	<b>0</b>

PENALTY NUMBERS	NU PEN.-YDS.	OPP. PEN.-YDS
Northwestern	1-5	6-85
North Dakota	7-45	6-70
Georgia Southern	10-77	3-15
Oklahoma	5-40	6-65
Indiana	12-111	11-92
Rutgers	9-67	9-97
Purdue	4-40	2-14
Illinois	3-30	8-72
Minnesota	2-18	2-10
<b>TOTALS (AVG/PENALTY)</b>	<b>53-433 (8.2)</b>	<b>53-520 (9.8)</b>
<b>AVG/GAME</b>	<b>5.9-48.1</b>	<b>5.9-57.8</b>

## NEBRASKA SCORING DRIVES

[----DRIVE-----]							
OPPONENT	PLAYS	YDS	TIME	SCORE	QTR./TIME	PLAY	
Northwestern	8	75	2:19	7-0	1st/12:41	Garcia-Castaneda 32-yd. pass from Thompson	
Northwestern	14	80	5:08	14-3	2nd/11:49	Thompson 1-yd. rush	
Northwestern	8	88	3:24	21-17	3rd/9:37	Grant 3-yd. rush	
Northwestern	2	46	0:18	28-17	3rd/9:09	Grant 46-yd. rush	
North Dakota	8	87	2:02	7-0	1st/6:46	Grant 19-yd. rush	
North Dakota	6	75	1:48	14-7	13:12/3rd	N. Boerckircher 19-yd. pass from Thompson	
North Dakota	5	18	0:56	17-7	8:36/3rd	Bleekrode 46-yd. FG	
North Dakota	5	75	1:48	24-17	2:30/3rd	Grant 46-yd. rush	
North Dakota	11	89	4:25	31-17	6:35/4th	Allen 14-yd. rush	
North Dakota	6	33	3:31	38-18	2:07/4th	Brewington 5-yd. pass from Thompson	
Georgia Southern	9	75	3:45	7-7	4:17/1st	Thompson 8-yd. rush	
Georgia Southern	10	75	3:41	14-14	13:40/2nd	Belt 21-yd. pass from Thompson	
Georgia Southern	10	76	4:33	21-14	8:25/2nd	Grant 4-yd. rush	
Georgia Southern	6	75	2:10	28-28	1:50/2nd	Thompson 2-yd. rush	
Georgia Southern	13	84	4:59	35-35	3:18/3rd	Allen 7-yd. rush	
Georgia Southern	15	98	5:58	42-38	3:05/4th	Thompson 1-yd. rush	
Oklahoma	6	77	1:57	7-0	11:19/1st	Palmer 32-yd. pass from Thompson	
Oklahoma	13	82	5:04	14-49	3:17/4th	Purdy 8-yd. rush	
Indiana	3	72	0:47	7-0	13:17/1st	Martin 34-yd. pass from Thompson	
Indiana	0	0	0:00	14-7	10:03/2nd	Hertzog 30-yard blocked punt return	
Indiana	8	55	3:08	21-7	5:54/2nd	Yant 1-yd. rus	
Indiana	3	87	0:59	28-21	13:43/4th	Palmer 71-yd. pass from Thompson	
Indiana	12	54	6:05	35-21	6:53/4th	Thompson 1-yd. rush	
Rutgers	9	70	4:18	7-13	10:35/3rd	Vokolek 7-yd. pass from Thompson	
Rutgers	1	27	0:06	14-13	8:54/4th	Palmer 27-yd. pass from Thompson	
Purdue	8	76	2:49	7-10	2nd/13:16	Yant 1-yd. rush	
Purdue	6	43	2:10	10-10	2nd/9:01	Bleekrode 36-yd. FG	
Purdue	5	50	0:35	13-27	2nd/0:00	Bleekrode 43-yd. FG	
Purdue	4	71	1:04	20-27	3rd/13:51	Palmer 37-yd. pass from Thompson	
Purdue	6	72	1:05	23-27	3rd/5:17	Bleekrode 22-yd. FG	
Purdue	2	75	0:32	30-34	3rd/1:46	Palmer 72-yd. pass from Thompson	
Purdue	3	70	0:55	37-43	4th/5:55	Grant 1-yd. rush	
Illinois	9	73	3:15	3-6	1st/1:49	Bleekrode 26-yd. FG	
Illinois	5	93	2:24	9-6	2nd/9:38	Vokolek 56-yd. pass from Thompson	
Minnesota	9	75	4:14	7-0	1st/10:46	Purdy 2-yd. rush	
Minnesota	10	50	4:31	10-0	1st/4:18	Bleekrode 24-yd. FG	
Minnesota	12	67	4:33	13-20	4th/4:49	Bleekrode 26-yd. FG	

## NEBRASKA POINTS OFF TURNOVERS

GAME	TOs GAINED	TD	FG-FGA	PTS.	(NU FUM./LOST, INT)
vs. Northwestern	1 (1/1 F/L, 0 INT)	1	0-0	7	3 (1/1 F/L, 2 INT)
North Dakota	1 (3/1 F/L, 0 INT)	0	1-1	3	2 (2/1 F/L, 1 INT)
Ga. Southern	2 (0/0 F/L, 2 INT)	2	0-0	14	0 (0/0 F/L, 0 INT)
Oklahoma	1 (3/1 F/L, 0 INT)	0	0-0	0	2 (2/1 F/L, 1 INT)
Indiana	1 (0/0 F/L, 1 INT)	0	0-0	0	2 (2/1 F/L, 1 INT)
at Rutgers	3 (0/0 F/L, 3 INT)	1	0-0	7	2 (0/0 F/L, 2 INT)
at Purdue	1 (0/0 F/L, 1 INT)	0	0-0	0	2 (1/0 F/L, 2 INT)
Illinois	1 (1/1 F/L, 0 INT)	0	0-0	0	4 (1/1 F/L, 3 INT)
Minnesota	0 (1/0 F/L, 0 INT)	0	0-0	0	1 (0/0 F/L, 1 INT)
<b>TOTAL</b>	<b>11 (9/4 F/L, 7 INT)</b>	<b>4</b>	<b>1-1</b>	<b>31</b>	<b>18 (9/5 F/L, 13 INT)</b>
<b>OPPONENTS</b>	<b>18 (9/5 F/L, 13 INT)</b>	<b>6</b>	<b>3-3</b>	<b>51</b>	<b>11 (9/4 F/L, 7 INT)</b>

## STARTING FIELD POSITION\*

GAME	NU AVG. START (yards/drives/in 20/past 50)	OPP. AVG. START (yards/drives/in 20/past 50)	NU DIFF.
Northwestern	22.4 (314/14/5/1)	29.8 (417/14/5/3)	-7.4
North Dakota	30.4 (365/12/3/2)	32 (384/12/2/1)	-1.6
Ga. Southern	20.5 (225/11/3/0)	22.9 (275/11/0/0)	-2.4
Oklahoma	24.8 (347/14/1/0)	32.8 (459/14/2/2)	-8.0
Indiana	32.9 (527/16/5/3)	20.3 (305/15/6/0)	12.6
Rutgers	24.8 (347/14/5/1)	34.2 (479/14/2/1)	-9.4
Purdue	26.7 (347/13/0/0)	33.8 (440/13/2/2)	-7.1
Illinois	26.5 (344/13/3/1)	32.8 (426/13/3/2)	-6.3
Minnesota	25 (275/11/3/1)	28.3 (339/12/1/3)	-3.3
<b>TOTAL</b>	<b>26.2 (3091/118/28/9)</b>	<b>29.9 (3524/118/23/14)</b>	<b>-3.7</b>

\*does not include drives with time of 0:00 (i.e. defensive and special teams touchdowns, end of half turnovers, overtime, etc.)

## OPPONENT SCORING DRIVES

[----DRIVE-----]							
OPPONENT	PLAYS	YDS	TIME	SCORE	QTR./TIME	PLAY	
Northwestern	9	35	4:28	3-7	1st/2:13	Stage 35-yd. FG	
Northwestern	4	75	1:01	10-14	2nd/10:58	Niro III 41-yd. pass from Hilinski	
Northwestern	13	82	3:15	17-14	2nd/0:25	Navarro 6-yd. pass from Hilinski	
Northwestern	5	44	1:15	24-28	3rd/7:53	Porter 3-yd. rush	
Northwestern	6	43	0:50	31-28	4th/11:34	Hull 3-yd. rush	
North Dakota	16	80	6:51	7-7	2nd/0:13	Zavalney 1 yd. pass from Schuster	
North Dakota	6	69	2:44	10-17	3rd/5:52	Stevens 23-yd. FG	
North Dakota	2	8	0:44	17-17	3rd/4:22	Hoosman 5-yd. rush	
Georgia Southern	13	74	4:59	7-0	1st/8:02	White 2-yd. rush	
Georgia Southern	8	75	1:45	14-7	1st/2:21	White 26-yd. rush	
Georgia Southern	3	75	0:58	21-21	2nd/7:27	Green 1-yd. rush	
Georgia Southern	5	80	1:54	28-21	2nd/4:00	Green 47-yd. rush	
Georgia Southern	8	75	2:48	35-28	3rd/12:12	Jones 10-yd. pass from Vantrease	
Georgia Southern	10	77	3:39	38-35	4th/14:42	Raynor 19-yd. FG	
Georgia Southern	11	75	2:29	45-42	4th/0:36	Vantrease 8-yd. rush	
Oklahoma	5	75	1:49	7-7	9:30/1st	Gabriel 61-yd. rush	
Oklahoma	7	63	2:17	7-14	1:57/1st	Farooq 25-yd. pass from Gabriel	
Oklahoma	5	23	0:55	7-21	14:48/2nd	Major 1-yd. rush	
Oklahoma	6	63	1:55	7-28	11:35/2nd	Major 24-yd. pass from Willis	
Oklahoma	5	65	1:10	7-35	1:44/2nd	Gray 16-yd. rush	
Oklahoma	7	46	1:41	7-42	13:13/3rd	Gray 21-yd. rush	
Oklahoma	9	60	3:10	7-49	3rd/8:59	Wease 15-yd. pass from Gabriel	
Indiana	0	0	0:00	7-7	2nd/12:17	Jackson 0-yd. fumble recovery	
Indiana	7	75	2:05	14-21	2nd/3:09	Simmons 13-yd. pass from Bazalak	
Indiana	6	70	1:53	21-21	2nd/0:15	Shivers 1-yd. run	
Rutgers	6	75	2:38	7-0	1st/12:22	Vedral 21-yd. run	
Rutgers	4	2	1:27	10-0	1st/2:29	McAtamney 25-yd. FG	
Rutgers	7	43	2:32	13-0	2nd/6:30	McAtamney 40-yd. FG	
Purdue	9	80	3:40	7-0	1st/5:54	Sheffield 2-yd. pass from O'Connell	
Purdue	9	38	3:00	10-0	1st/1:09	Fineran 37-yd. FG	
Purdue	7	75	3:12	17-10	2nd/5:49	Jones 31-yd. pass from O'Connell	
Purdue	4	5	0:46	20-10	2nd/4:44	Fineran 37-yd. FG	
Purdue	7	39	2:13	27-10	2nd/0:35	Mockabee 1-yd. rush	
Purdue	6	76	2:59	34-23	3rd/2:18	Sheffield 28-yd. pass from O'Connell	
Purdue	15	72	6:41	37-30	4th/10:00	Fineran 34-yd. FG	
Purdue	6	62	2:08	43-30	4th/6:55	Jones 2-yd. pass from O'Connell	
Illinois	5	75	2:27	6-0	1st/12:23	Williams 46-yd. pass from Devito	
Illinois	2	11	0:28	13-9	2nd/6:03	Brown 1-yd. rush	
Illinois	11	72	4:08	20-9	2nd/0:23	Brown 12-yd. pass from Devito	
Illinois	13	70	7:27	23-9	3rd/3:29	Griffin 36-yd. FG	
Illinois	4	2	2:00	26-9	4th/11:12	Griffin 41-yd. FG	
Minnesota	10	46	4:30	3-10	3rd/10:30	Trickett 47-yd. FG	
Minnesota	6	86	3:01	10-10	3rd/3:20	Ibrahim 3-yd. rush	
Minnesota	9	47	3:22	13-10	4th/14:02	Trickett 49-yd. FG	
Minnesota	7	33	3:48	20-10	4th/9:22	Ibrahim 3-yd. rush	



## INDIVIDUAL CAREER/SEASON SUPERLATIVES

### SEASON AND CAREER, MOST PASSING YARDS

PLAYER	2022	CAREER	2022	CAREER
Casey Thompson	355 at Northwestern	388# vs. Oklahoma, 2021	72 at Purdue (Palmer)	75 # vs. Oklahoma, 2021
Chubba Purdy	41 vs. Minnesota	181^ vs. NC State, 2020	18 vs. Oklahoma (Martin)	69^ vs. NC State, 2020
Matt Masker		17 vs. Northwestern, 2011		7 vs. Northwestern, 2011 (Boerkircher)
Logan Smothers	80 vs. Minnesota	198 vs. Iowa, 2021	32 vs. Minnesota (Washington)	54 vs. Buffalo, 2021 (Hickman)

\*-Indicates touchdown pass; # - at Texas; ^ - at Florida State

### SEASON AND CAREER, MOST RECEIVING YARDS

PLAYER	2022	CAREER	2022	CAREER
Ajay Allen	9 vs. Ga. Southern	Same	9 vs. Ga. Southern (Thompson)	Same
Brody Belt	29 at Northwestern	Same	21* vs. Ga. Southern (Thompson)	Same
Chancellor Brewington	45 vs. Illinois	119-! vs. Sacramento St., 2017	45 vs. Illinois	45 -! vs. Illinois State, '17; vs. Illinois, '22
Nate Boerkircher	32 vs. North Dakota	Same	19 vs. North Dakota (Thompson)	Same
Alante Brown	47 vs. Illinois	Same	32 vs. Illinois (Thompson)	Same
Isaiah Garcia-Castaneda	120 at Northwestern	Same	58 at Northwestern (Thompson)	75-& at New Mexico, 2021
Gabe Ervin Jr.		6 vs. Buffalo, 2021		3 vs. Buffalo, 2021 (Martinez)
Anthony Grant	34 at Rutgers	Same	16 vs. Illinois (Thompson)	Same
Chris Hickman		90 vs. Buffalo, 2021		54 vs. Buffalo, 2021 (Smothers)
Rahmir Johnson	7 vs. Minnesota	105 Michigan, 2021	7 vs. Minnesota (Purdy)	43 Michigan, 2021 (Martinez)
Wyatt Leiwier	13 vs. Ga. Southern	13 at Ill., 2021; vs. Ga. Southern	13 vs. Ga. Southern (Thompson)	Same
Omar Manning	16 vs. North Dakota	75 vs. Purdue, 2021	13 vs. North Dakota (Thompson)	32 vs. Fordham, 2021 (Martinez)
Oliver Martin	65 vs. Indiana	103 at Illinois, 2021	45 at Purdue (Thompson)	Same
Trey Palmer	237 at Purdue %	Same	72* at Purdue (Thompson)	Same
Travis Vokolek	63 at Northwestern	69 ^ at Michigan State	56* vs. Illinois (Thompson)	Same
Jaquez Yant		5 vs. Iowa, 2021		5 vs. Iowa, 2021
Marcus Washington	123 vs. Ga. Southern	Same	33 vs. Ga. Southern (Thompson)	58-@ vs. Oklahoma State 2021

\*-Indicates touchdown scored; # - at LSU ^ - at Rutgers; & - at New Mexico State; ! - at Northern Arizona; @ - Texas; % - Nebraska School Record

### SEASON AND CAREER, MOST RUSHING YARDS

PLAYER	2022	CAREER	2022	CAREER
Ajay Allen	76 vs. Ga. Southern	Same	23 vs. Ga. Southern	Same
Brody Belt		31 at Wisconsin, 2021	11 at Wisconsin	22 at Minnesota, 2019
Alante Brown	-1 at Rutgers	18 at Iowa, 2020	-1 at Rutgers	18 at Iowa, 2020
Gabe Ervin Jr.	60 vs. Oklahoma	Same	14 vs. Oklahoma	21 vs. Buffalo, 2021
Anthony Grant	189 vs. North Dakota	Same	46** at NW; vs. No. Dakota	Same
Isaiah Garcia-Castaneda		6 vs. Kentucky, 2021		6-& vs. Kentucky, 2021
Cooper Jewett		3 vs. Northwestern, 2021		3 vs. Northwestern, 2021
Rahmir Johnson	17 at Purdue	83 at Minnesota, 2021	17 at Purdue	29 at Minnesota, 2021
Omar Manning		-1 at Michigan State, 2021		-1 at Michigan State, 2021
Matt Masker		13 vs. Northwestern, 2021		13 vs. Northwestern, 2021
Trey Palmer	60 at Purdue	Same	60 at Purdue	Same
Chubba Purdy	29 vs. Oklahoma	54^ vs. NC State, 2020	13 vs. Minnesota	21^ vs. NC State, 2020
Logan Smothers	10 vs. Ga. Southern	64 vs. Iowa, 2021	10 vs. Ga. Southern	24 vs. Iowa, 2021
Casey Thompson	31 vs. Ga. Southern	44@ at Arkansas, 2021	31 at Purdue	41@ at TCU, 2021
Zach Weinmaster		4 vs. Northwestern, 2021		4 vs. Northwestern, 2021
Jaquez Yant	22 at Rutgers	129 vs. Northwestern, 2021	10 at Rutgers	64 vs. Northwestern, 2021

\*-Indicates touchdown scored; & - at New Mexico State; ^ - Florida State; @ - Texas

### SEASON AND CAREER, MOST TACKLES, TFLS AND SACKS

PLAYER	TACKLES (2022)	CAREER	TFL (2022)	CAREER	SACKS (2022)	CAREER
Ru'Quan Buckley		1 vs. Fordham, '21		none		none
Marques Buford Jr.	8 at NW; vs. Minn.	same	1.0 vs UND, Illinois	none		none
Omar Brown	1 3x at Rutgers	11 \$, at Iowa State, 2019		1.0-\$ 9x, last vs. So. Dakota, '21		none
John Bullock	1 at Purdue	1 vs. Buffalo, '21; at Purdue, '22		none		none
Jimari Butler	2 vs. Illinois	same	1.0 vs. Oklahoma	same		none
Chris Cassidy		1 vs. No. Illinois, 2019		none		none
Braxton Clark	2 at Northwestern	3 at Purdue, 2019		1.0 at Purdue, 2019		none
Devin Drew	3 3x, last vs. Minnesota	5 &; at Okla St., '20; vs. Hou., '21	1.0 vs. Oklahoma	same	1.0 vs. Oklahoma	same
Myles Farmer	14 vs. Minnesota	same	1.0 vs. Oklahoma	same		none
Colton Feist	6 vs. Illinois	same	1.5 at Rutgers; Illinois	same	0.5 at Rutgers	same
Isaac Gifford	11 vs. Ga. Southern	same	2.0 vs. Indiana	same	1.0 vs. Illinois	none
Blaise Gunnerson	1 vs UND; at Rutgers	2 at Wisconsin, 2021		0.5 vs. Iowa, 2021		none
Malcolm Hartzog	4 vs. Minnesota	same		none		none
Ernest Hausmann	7 vs. Ga. Southern	same	1.0 vs. Minnesota	none		none
Nick Henrich	9 3x, last at Purdue	15 vs. Michigan, 2021	1.0 3x, last at Purdue	1.0 5x, last at Purdue		0.5 at Michigan St.
Tommi Hill	8 vs. Ga. Southern	same		none		none
Nash Hutmacher	2 vs. Oklahoma; Illinois	same		none		none
Chris Kolarevic	8 vs. Oklahoma	19 \$ South Dakota, 2019	0.5 at NW, 2022	1.5-\$ 2x, last vs. San Diego, '19		1.0 \$ 2x, last vs. USD, 2019
Tamon Lynum	1 vs. Oklahoma	1 vs. Fordham, 2021; vs. OU		none		none
Ochaun Mathis	8 at NW; at Purdue	9 ^, vs. Louisiana Tech, 2021	1.5 vs. Minnesota	3.0-^ vs. OU, '21; vs. Tx Tech, '20	1.0 vs UND; at Rutgers	3.0^ vs. Texas Tech, 2020
E. Mauga-Clements	6 vs. Illinois	same	0.5 vs. Illinois	1.5 vs. Fordham, '21		none
Brandon Moore	2 at Rutgers; at Purdue	7 ** vs. Fla. Atlantic, 2018		none		none
Garrett Nelson	11 at Rutgers	same	2.0 vs. Ind; at Rut	2.5 at Illinois, '21	2.0 vs. Indiana	same
Mosai Newsome	3 vs. Illinois	same		none		none
Quinton Newsome	6 vs. GS; at Purdue	10 vs. Ohio State, 2021	2.5 vs. Illinois	same	1.0 vs. Illinois	1 vs. Fordham, '21' Ill. '22
Simon Otte		2 at Maryland, 2019		none		none
Ethan Piper		1 at Ohio State, 2020		none		none
Noa Pola-Gates		2 vs. Penn State, 2020		none		none
Luke Reimer	15 at Northwestern	19 vs. Purdue, 2021	1.5 vs. Ga. Southern	1.5 3x, last vs. Ga. Southern, '22	1.0 vs. Oklahoma	1.0 3x, last vs. Oklahoma
Ty Robinson	6 vs. Illinois	same	1.0 vs. Ind., vs. Minn.	1.0 6x, last vs. Minnesota, '22	1.0 vs. Ind., vs. Minn.	1 3x, last vs. Minnesota, '22
DeShon Singleton	1 vs. Indiana	same		none		none
Phalen Sanford	3 at Purdue	same		none		none
Garrett Snodgrass		4 vs. Illinois, 2020		none		none
Grant Tagge		1 at Illinois; at Wis., 2021		none		none
Caleb Tannor	6 vs. Minnesota	same	2.5 vs. Minnesota	same	1.5 vs. Minnesota	same
Jailen Weaver		1 vs. Fordham, 2021		none		none
Javin Wright	2 vs. Illinois	same		none		none
Stephon Wynn Jr.	9 vs. Ga. Southern	same	0.5 vs. Ga. Southern	none		none

\$ - at Northern Iowa; ! - at Alabama ^ - at TCU; & - at Texas Tech; % - Arizona State; \*\* - UCF





## NEBRASKA STATISTICAL HIGHS AND LOWS

NEBRASKA TOTALS	HIGHS	LOWS
Points Scored	42 vs. Georgia Southern	9 vs. Illinois
First Downs	33 vs. Georgia Southern	9 vs. Illinois
Rushing Attempts	51 vs. Indiana	23 at Purdue
Rushing Yards	257 vs. Georgia Southern	60 vs. Illinois
Passes Attempted	42 at Northwestern	21 vs. North Dakota
Passes Completed	25 at Northwestern	11 vs. Illinois; vs. Minnesota
Had Intercepted	3 vs. Illinois	0 vs. Georgia Southern
Passing Yards	355 at Northwestern	121 vs. Minnesota
Total Plays	81 vs. Georgia Southern	49 vs. Illinois
Total Yards	575 vs. Georgia Southern	248 vs. Illinois
Possession Time	34:51 vs. Indiana	17:18 at Purdue
Fumbles	2 vs. North Dakota; vs. Oklahoma; Indiana	0 vs. Georgia Southern; at Rutgers; vs. Minnesota
Fumbles Lost	1 Four Times	0 vs. Georgia Southern; at Rutgers; at Purdue; vs. Minnesota
Turnovers	4 vs. Illinois	0 vs. Georgia Southern
Turnover Margin	+2 vs. Georgia Southern	-3 vs. Illinois
Penalties	12 vs. Indiana	1 at Northwestern
Yards Penalized	111 vs. Indiana	5 at Northwestern
Sacks By-Yards Lost	3-26 vs. Indiana; 3-16 at Rutgers; 3-26 vs. Minnesota	0-0 at Northwestern; vs. Georgia Southern; at Purdue
Team Tackles for Loss-Yards	8-28 vs. Illinois; 8-36 vs. Minnesota	2-4 at Northwestern; 2-5 at Purdue

### NEBRASKA INDIVIDUAL OFFENSIVE HIGHS

Most Rushing Attempts	32; Anthony Grant vs. Indiana
Most Net Rushing Yards	189; Anthony Grant vs. North Dakota
Most Rushing TDs	3; Casey Thompson vs. Georgia Southern
Longest TD Run	46; Anthony Grant at Northwestern; vs. North Dakota
Longest Run, No TD	60; Trey Palmer at Purdue
Most Pass Attempts	42; Casey Thompson at Northwestern
Most Completed Passes	25; Casey Thompson at Northwestern
Most Passing Yards	355; Casey Thompson at Northwestern
Most Passing TDs	2; Casey Thompson vs. North Dakota; vs. Indiana; at Rutgers; at Purdue
Longest TD Pass	72; Casey Thompson to Trey Palmer at Purdue
Longest Pass, No TD	64; Casey Thompson to Trey Palmer at Purdue
Most Pass Receptions	10; Trey Palmer vs. Oklahoma
Most Receiving Yards	237; Trey Palmer at Purdue (school record)
Most TD Receptions	2; Trey Palmer at Purdue
Most Total Offense Attempts	45; Casey Thompson at Northwestern (3 rush, 42 passes)
Most Total Offense Yards	353; Casey Thompson at Purdue (-1 rush, 353 passing)
Most All-Purpose Attempts	33; Anthony Grant vs. vs. Indiana
Most All-Purpose Yards	297; Trey Palmer at Purdue
Most Touchdowns Scored	3; Casey Thompson vs. Georgia Southern

### NEBRASKA INDIVIDUAL SPECIAL TEAMS HIGHS

Most Field Goals Attempted	3; Timmy Bleekrode at Purdue
Most Field Goals Made	3; Timmy Bleekrode at Purdue
Longest Field Goal Made	46; Timmy Bleekrode vs. North Dakota
Longest Field Goal Attempted	56; Brendan Franke at Northwestern
Longest Punt Return, TD	None
Longest Punt Return, No TD	22; Trey Palmer vs. Indiana
Most Punt Return Yardage	37; Trey Palmer vs. Indiana
Longest Kickoff Return, TD	None
Longest Kickoff Return, No TD	32; Tommi Hill at Purdue
Longest Blocked Punt, TD	30; Malcolm Hartzog vs. Indiana
Longest Blocked Field Goal Return	None
Most Kickoff Return Yardage	91; Tommi Hill at Purdue
Most Punts	8; Brian Buschini vs. Indiana (39.1 avg)
Highest Punting Average	55.5; Brian Buschini vs. Minnesota (6 punts)
Longest Punt	65; Brian Buschini vs. Georgia Southern
Most Blocked Field Goals	None
Most Blocked Punts	1; Javin Wright vs. North Dakota; Chris Kolaravic vs. Indiana; Phalen Sanford at Purdue
Most Blocked PAT	None

### NEBRASKA INDIVIDUAL DEFENSIVE HIGHS

Most Total Tackles	14; Luke Reimer (6 solo, 8 asst.) at Northwestern; Myles Farmer (4 solo, 10 asst.) vs. Minn
Most Solo Tackles	7; Isaac Gifford vs. North Dakota
Most Tackles for Loss	2.5; Quinton Newsome vs. Illinois; Caleb Tannon vs. Minnesota
Most Yards Lost	18; Garrett Nelson vs. Indiana (2.0 TFL); Caleb Tannon vs. Minnesota (2.5 TFL)
Most Quarterback Sacks	2.0 Garrett Nelson vs. Indiana (18 yards)
Most Yards Lost	18; Garrett Nelson vs. Indiana
Most Pass Breakups	2; Tommi Hill vs. Ga. South.; Quinton Newsome, 3x, last at Purdue; Luke Reimer vs. Ind.
Most Interceptions	2; Marquis Buford Jr. vs. Georgia Southern
Longest Interception TD Return	None
Longest Interception Return, No TD	17; Myles Farmer at Rutgers
Longest Fumble TD Return	None
Longest Fumble Return, No TD	None

## OPPONENT STATISTICAL HIGHS AND LOWS

OPPONENT TOTALS	HIGHS	LOWS
Points Scored	49 vs. Oklahoma	13 at Rutgers
First Downs	38 at Purdue	14 vs. Indiana; at Rutgers
Rushing Attempts	54 vs. Oklahoma	23 vs. Indiana
Rushing Yards	312 vs. Oklahoma	67 vs. Indiana
Passes Attempted	56 vs. Georgia Southern	20 vs. Minnesota
Passes Completed	37 vs. Georgia Southern	12 at Rutgers; vs. Minnesota
Had Intercepted	3 at Rutgers	0 vs. North Dakota; vs. Oklahoma; Illinois; vs. Minnesota
Passing Yards	409 vs. Georgia Southern	131 vs. North Dakota
Total Plays	101 at Purdue	65 vs. Minnesota
Total Yards	642 vs. Georgia Southern	290 vs. Indiana
Possession Time	42:42 at Purdue	25:09 vs. Indiana
Fumbles	3 vs. Oklahoma	0 vs. Georgia Southern; vs. Indiana; at Rutgers; at Purdue
Fumbles Lost	1 at Northwestern; vs. North Dakota; vs. Oklahoma	0 Five times
Turnovers	3 at Rutgers	1 Six times
Turnover Margin	+3 vs. Illinois	-1 vs. North Dakota
Penalties	11 vs. Indiana	2 vs. Minnesota
Yards Penalized	97 at Rutgers	15 vs. Georgia Southern
Sacks By-Yards Lost	4-32 vs. OU; 4-48 vs. Ind.; 4-38 at Pur.; 4-9 vs. Minn.	1-6 at Rutgers
Team Tackles for Loss-Yards	9-56 vs. Oklahoma	3-15 vs. Georgia Southern; 3-9 at Rutgers

### OPPONENT INDIVIDUAL HIGHS

Most Yards Rushing	178; Devin Mockobee (Purdue)
Most Rushing Attempts	32; Chase Brown (Illinois); Mohamed Ibrahim (Minnesota)
Most Yards Passing	409; Kyle Vantrease (Georgia Southern)
Most Passing Attempts	56; Kyle Vantrease (Georgia Southern)
Most Pass Completions	37; Kyle Vantrease (Georgia Southern)
Most Pass Receptions	12; Derwin Burgess Jr. (Georgia Southern); Charlie Jones (Purdue)
Most Yards Receiving	132; Charlie Jones (Purdue)

### OPPONENT INDIVIDUAL LONGEST PLAYS

Rush	67; Gerald Green (Georgia Southern)
Pass	46*; Tommy Devito to Isaiah Williams (Illinois)
Field Goal	49; Matthew Trickett (Minnesota)
Punt Return	34; Marvin Mims (Oklahoma)
Kickoff Return	25; Quentin Redding (Minnesota)
Fumble Return	None
Interception Return	42; Cameron Mitchell (Northwestern)
Punt	61; James Evans (Indiana)

\*-Indicates touchdown scored

## NORTHWESTERN 31, NEBRASKA 28

SCORE BY QUARTERS	1	2	3	4	FINAL
Nebraska	7	7	14	0	28
Northwestern	3	14	7	7	31

### SCORING SUMMARY

QTR	TEAM	TIME	SCORE
1st	NEB	12:41	Garcia-Castaneda 32 yd from Thompson (Bleekrode kick)
1st	NU	02:13	Stage 35 yd field goal
2nd	NEB	11:59	Thompson, 1 yd run (Bleekrode kick)
2nd	NU	10:58	Niro III, 41 yd from Hilinski (Stage kick)
2nd	NU	00:25	Navarro 6 yd from Hilinski (Stage kick)
3rd	NEB	09:37	Grant 3 yd run (Bleekrode kick)
3rd	NEB	09:09	Grant 46 yd run (Bleekrode kick)
3rd	NU	07:53	Porter 3 yd run (Stage kick)
4th	NU	11:34	Hull 4 yd run (Stage kick)

**Dublin, Ireland (Aug. 26)** - Nebraska held a pair of 11-point leads, but Northwestern scored the final 14 points in both halves to claim a 31-28 win in the Aer Lingus College Football Classic at Aviva Stadium.

Nebraska amassed 465 yards of total offense, including 355 yards on 25-of-42 passing by quarterback Casey Thompson, but Northwestern answered with 528 total yards, including 314 on 27-of-38 passing by Ryan Hilinski. The Wildcats also pounded the ball for 214 rushing yards.

Nebraska struck first, marching 75 yards in just eight plays capped by Thompson's 32-yard touchdown strike to Isaiah Garcia-Castaneda to give NU a 7-0 lead. Garcia-Castaneda led the Nebraska receivers with 120 yards on four catches.

After an Adam Stage's 35-yard field goal for Northwestern, the Huskers extended the margin to 14-3 by going 80 yards in 15 plays. Thompson capped the drive with a 1-yard run to give the Huskers a 14-3 advantage.

Northwestern answered just over a minute later on Hilinski's 41-yard touchdown pass to Raymond Niro III to cut the Husker lead to 14-10. The Wildcats took their first lead in the half in the final minutes, going 82 yards on 13 plays, as Hilinski connected with Donny Navarro on a 6-yard TD pass with 25 seconds left to give the Cats a 17-14 lead.

The Huskers regained the lead on their first series of the second half, going 88 yards on nine plays, highlighted by a 58-yard hookup from Thompson to Garcia-Castaneda to convert on 3rd-and-8 from the Nebraska 24-yard line. Anthony Grant then hit paydirt for the first time as a Husker, scoring from three yards out to put Nebraska ahead 21-17.

The Blackshirts came up with a big play moments later, as Marques Buford Jr. forced a fumble by Cam Porter and Caleb Tanner recovered to give the Big Red great field position. The Nebraska offense turned the miscue into points two plays later, when Grant galloped 46 yards for a touchdown to put the Big Red back up by 11 points at 28-17 with 9:09 left in the third quarter.

Grant finished with 101 yards on 19 carries in his Husker debut.

Northwestern stopped Nebraska's momentum by recovering an on-side kick attempt, giving the Wildcats a short field. Five plays later, Porter scored from three yards out to cut the Husker lead back to 28-24 with 7:53 left in the quarter.

Nebraska had a chance to extend the margin early in the fourth quarter and was on the move, but Cameron Mitchell intercepted Thompson and returned it to the Nebraska 43-yard line. The Wildcats would convert six plays later as Anthony Hull scored from six yards to give Northwestern a 31-28 advantage.

Hull led all rushers in the game with 119 yards on 22 carries, while Porter pitched in 94 yards on 19 totes.

Luke Reimer was credited with a game-high 12 tackles while Ochaun Mathis added 10 stops in his Husker debut.

TEAM STATISTICS	NEB	NW
FIRST DOWNS	23	25
RUSHES-YARDS (NET)	31-110	47-214
PASSING YDS (NET)	355	314
Passes Att-Comp-Int	25-42-2	27-38-0
TOTAL OFFENSE PLAYS-YARDS	73-465	85-528
Fumble Returns-Yards	0-0	0-0
Punt Returns-Yards	0-1	0-7
Kickoff Returns-Yards	3-62	1-18
Interception Returns-Yards	0-0	2-42
Punts (Number-Avg)	6-47.2	6-40.8
Fumbles-Lost	1-1	1-1
Penalties-Yards	1-5	8-65
Possession Time	25:48	34:12
Third-Down Conversions	9 of 16	7 of 17
Fourth-Down Conversions	2 of 2	4 of 5
Red-Zone Scores-Chances	3-3	3-3
Sacks By: Number-Yards	0-0	2-19

**RUSHING:** NW-Hull, Evan 11-119; Porter, Cam 19-94; Clair, Andrew 1-6; Hilinski, Ryan 2-3; Team 3-8. **NEB-**Grant, Anthony 19-101; Palmer, Trey, 2-8; Allen, Ajay 3-7; Smothers, Logan, 1-7; Yant, Jacquez 3-5; Thompson, Casey 3-18

**PASSING:** NW-Hilinski, Ryan 27-38-0-314-2. **NEB-**Thompson, Casey 25-42-2-355-1

**RECEIVING:** NW- Washington, Malik 8-97; Hull, Evan 5-55; Navarro, Donny 4-29; Kirtz, Bryce 4-12; Gordon, Thomas 2-39; Niro III, Raymond 1-41; Tyus III, Anthony 1-34; Porter, Cam 1-5; Gill, Jacob 1-2. **NEB-**Palmer, Trey 8-68; Vokolek, Travis, 5-63; Garcia-Castaneda, Isaiah 4-120; Brown, Alante 3-32; Belt, Brody 2-29; Washington, Marcus 2-27; Grant, Anthony 1-16.

**INTERCEPTIONS:** NW-Mitchell, Cameron 1-42; Mueller, Xander 1-0. **NEB-**None

**FUMBLES:** NW-Porter, Cam 1-1; **NEB--** Garcia-Castaneda, Isaiah 1-1.

**TACKLES:** NW-Gallagher, Bryce 9-1. **NEB-**Reimer, Luke 7-8

## NEBRASKA 38, NORTH DAKOTA 17

SCORE BY QUARTERS	1	2	3	4	FINAL
North Dakota	0	7	10	0	17
Nebraska	7	0	17	14	38

### SCORING SUMMARY

QTR	TEAM	TIME	SCORE
1st	NEB	06:46	Grant 19 yd rush (Bleekrode kick)
2nd	UND	00:13	Zavalney 1 yd pass from Schuster (Stevens kick)
3rd	NEB	13:12	Boerkircher, N. 19 yd pass from Thompson (Bleekrode kick)
3rd	NEB	08:36	Bleekrode 46 yd Field Goal
3rd	UND	05:52	Stevens 23 yd Field Goal
3rd	UND	04:22	Hoosman 5 yd rush (Stevens kick)
3rd	NEB	02:30	Grant 46 yd rush (Bleekrode kick)
4th	NEB	06:35	Allen 14 yd rush (Bleekrode kick)
4th	NEB	02:07	Brewington 5 yd pass from Thompson (Bleekrode kick)

**Lincoln (Sept. 3)** - Anthony Grant rushed for a career-high 189 yards and two touchdowns to power Nebraska to a 38-17 win over North Dakota at Memorial Stadium.

Grant and Ajay Allen, who had 58 yards and another score, helped Nebraska pull away in the second half after North Dakota tied the score at 17 with 4:22 left in the third quarter. The Huskers went ahead for good, going 75 yards on five plays, as Grant raced home from 46 yards out for his second score of the day with 2:30 left in the third quarter. The junior college transfer had 62 of the Huskers' 75 yards on the go-ahead drive.

The Blackshirts, who allowed just four first downs over the final 20 minutes, forced two consecutive stops before Nebraska put the game away with an 11-play, 89-yard drive early in the fourth quarter. Trey Palmer, who led the Husker receivers with four receptions for 82 yards, hauled in a 31-yard pass on 3rd-and-14 to give NU some breathing room before the ground game took over. The Big Red ran on seven of the next eight plays, culminating in Allen's 14-yard touchdown run.

The Cornhuskers, who held North Dakota on downs on the ensuing drive, rolled up 244 rushing yards for the game, while quarterback Casey Thompson completed 14-of-21 passes for 193 yards and two scores, including a five-yard scoring strike to tight end Chancellor Brewington for the final touchdown.

Nebraska jumped out quickly, going 87 yards on eight plays on its first offensive series, as Grant's 19-yard run gave the hosts a 7-0 lead. The defenses controlled the rest of half until North Dakota's final drive, a methodical 16-play, 80-yard drive resulted in a one-yard Tommy Schuster to Adam Zavalney touchdown pass with 13 seconds remaining before halftime.

Nebraska took the momentum instantly in the third quarter with a five-play, 75-yard drive that culminated with Thompson's 19-yard touchdown strike to Nate Boerkircher to put NU ahead 14-7. The Blackshirts then made a big play when Garrett Nelson forced a fumble by Schuster on the ensuing drive. The offense turned the North Dakota miscue into points after Timmy Bleekrode's 46-yard field goal to put Nebraska on top 17-7.

However, Nebraska's two-score lead was short-lived, as Isaiah Smith ripped off a 63-yard run on North Dakota's ensuing drive to set up a Brady Stevens 23-yard field goal with 5:52 left in the third. On Nebraska's next drive, UND linebacker Wyatt Pedigo intercepted a Thompson pass and returned it to the NU 8. Two plays later, Tyler Hoosman burst into the end zone with the game-tying touchdown to knot the score at 17.

Nelson and Isaac Gifford led NU with eight tackles apiece. Nelson added a sack and a breakup to go with his forced fumble. Luke Reimer pitched in seven tackles, while Myles Farmer and Ernest Hausmann contributed six tackles each.

TEAM STATISTICS	UND	NEB
FIRST DOWNS	18	26
RUSHES-YARDS (NET)	33-175	41-244
PASSING YDS (NET)	131	193
Passes Att-Comp-Int	24-37-0	14-21-1
TOTAL OFFENSE PLAYS-YARDS	70-306	62-437
Fumble Returns-Yards	0-0	0-0
Punt Returns-Yards	0-0	0-0
Kickoff Returns-Yards	2-8	2-22
Interception Returns-Yards	1-15	0-0
Punts (Number-Avg)	6-31.8	2-42.0
Fumbles-Lost	3-1	2-1
Penalties-Yards	6-70	7-45
Possession Time	36:01	23:59
Third-Down Conversions	6 of 15	6 of 11
Fourth-Down Conversions	1 of 2	0 of 0
Red-Zone Scores-Chances	3-3	4-5
Sacks By: Number-Yards	2-27	2-8

**RUSHING:** UND-Smith, Isaiah 10-104; Hoosman, Tyler 10-41; Vaughn, Quincey 3-10; Ziebarth, Gaven 3-8; Romfo, Simon 1-6; Wilson, Red 2-5; Schuster, Tommy 4-1. **NEB-**Grant, Anthony 23-189; Allen, Ajay 11-58; Ervin Jr., Gabe 1-1; Thompson, Casey 6-2

**PASSING:** UND-Schuster, Tommy 24-37-0-131-1. **NEB-**Thompson, Casey 14-21-1-193-2

**RECEIVING:** UND- Belquist, Bo 6-40; Wilson, Red 5-30; Zavalney, Adam 3-7; Maag, Garrett 2-21; Smith, Isaiah 2-5; Hoosman, Tyler 2-0; Preston, Marcus 1-12; Wright, Jack 1-8; Vaughn, Quincey 1-5; Kupfer, Nick 1-3. **NEB-** Palmer, Trey 4-82; Boerkircher, Nate 2-32; Washington, Marcus 2-31; Brown, Alante 2-27; Manning, Omar 2-16; Brewington, Chancellor 1-5; Grant, Anthony 1-0.

**INTERCEPTIONS:** UND-Pedigo, Wyatt 1-15. **NEB-**None

**FUMBLES:** UND-Schuster, Tommy 1-1; Ocansey, Edward 1-0; Preston 1-0. **NEB-**Thompson, Casey 1-1; Grant, Anthony 1-0

**TACKLES:** UND- Mullin, Ted 3-4. **NEB-**Gifford, Isaac 7-1; Nelson, Garrett 6-2

## GA. SOUTHERN 45, NEBRASKA 42

SCORE BY QUARTERS	1	2	3	4	FINAL
Ga. Southern	14	14	7	10	45
Nebraska	7	21	7	7	42

### SCORING SUMMARY

QTR	TEAM	TIME	SCORE
1st	GS	08:02	White 2 yd rush (Raynor kick)
1st	NEB	04:17	Thompson 8 yd rush (Bleekrode kick)
1st	GS	02:21	White 26 yd rush (Raynor kick)
2nd	NEB	13:40	Belt 21 yd pass from Thompson (Bleekrode kick)
2nd	NEB	08:25	Grant 4 yd rush (Bleekrode kick)
2nd	GS	07:27	Green 1 yd rush (Raynor kick)
2nd	GS	04:00	Green 47 yd rush (Raynor kick)
2nd	NEB	01:50	Thompson 2 yd rush (Bleekrode kick)
3rd	GS	12:12	Jones 10 yd pass from Vantrease (Raynor kick)
3rd	NEB	03:18	Allen 7 yd rush (Bleekrode kick)
4th	GS	14:42	Raynor 19 yd Field Goal
4th	NEB	03:05	Thompson 1 yd rush (Bleekrode kick)
4th	GS	00:36	Vantrease 8 yd rush (Raynor kick)

**Lincoln (Sept. 10)** - Nebraska's offense rolled up 575 yards of total yards, but Georgia Southern answered with 642 offensive yards in a 45-42 win over the Huskers.

Kyle Vantrease's eight-yard run with 36 seconds gave the Eagles a 45-42 lead, but Nebraska quickly drove into field goal range, as Casey Thompson hit Trey Palmer with an 18-yard completion with one second left. NU was unable to get the game to overtime, as Timmy Bleekrode missed a 52-yard attempt on the game's final play.

Thompson completed 23-of-34 passes for 318 yards and a touchdown while also rushing for three scores, the last to give NU a 42-38 lead with 3:05 left. Marcus Washington led the Husker receivers with 123 yards on six catches, while Anthony Grant rushed for a game-high 138 yards and a TD on 27 carries.

After Thompson's touchdown with 3:05 left, Vantrease, who completed 37-of-56 passes for 409 yards, guided the visitors on an 11-play, 75-yard drive to give the Eagles the lead. The Eagles added 233 rushing yards, including 132 yards and two TDs from Gerald Green on just 10 attempts. Jalen White also scored twice, finishing with 85 yards on 17 carries.

Marques Buford Jr. provided highlights for the Nebraska defense with a pair of interceptions to go along with his five tackles. Isaac Gifford led Nebraska with 11 total tackles, while Luke Reimer and Stephon Wynn Jr. each pitched in nine stops.

The first half was full of fireworks, as the teams combined for 56 points and 689 yards in going to the locker room tied at 28. The Huskers trailed 14-7 before Thompson found Brody Belt for a 21-yard touchdown. After Buford's first interception, NU marched 76 yards in 10 plays as Grant's four-yard run gave NU a 21-14 lead with 8:25 left in the half.

Georgia Southern then answered with back-to-back touchdown drives in a 3:27 span to regain a 28-21 edge. Green, who had 120 yards on five carries for the Eagles in the first half, scored on runs of 1 and 47 yards. Thompson answered for the Huskers on their final drive of the half, capping a six-play, 75-yard drive with his two-yard touchdown run to tie the game at 28.

The two teams exchanged touchdowns in the third quarter to send the game to the fourth quarter tied at 35. However, Georgia Southern opened the fourth with 3rd-and-goal near the Husker goal line. Nebraska's defense held, forcing a 19-yard field goal by Alex Raynor.

Trailing 38-35, the Blackshirts forced their second turnover of the day, as Vantrease was pressured by Garrett Nelson and the pass was picked off by Buford for his second interception of the night. Thompson and the Husker offense took over at the NU 2 and proceeded to march 98 yards on 15 plays over the next 5:58, capped by his own one-yard touchdown plunge to give the Big Red a 42-38 lead with 3:05 left.

TEAM STATISTICS	GS	NEB
FIRST DOWNS	34	33
RUSHES-YARDS (NET)	30-233	47-257
PASSING-YARDS (NET)	409	318
Passes Att-Comp-Int	56-37-2	34-23-0
TOTAL OFFENSE PLAYS-YARDS	86-642	81-575
Fumble Returns-Yards	0-0	0-0
Punt Returns-Yards	0-0	0-0
Kickoff Returns-Yards	1-21	3-58
Interception Returns-Yards	0-0	2-0
Punts (Number-Avg)	1-38.0	1-50.5
Fumbles-Lost	0-0	0-0
Penalties-Yards	3-15	10-77
Possession Time	28:04	31:56
Third-Down Conversions	9-13	9-13
Fourth-Down Conversions	2-2	0-0
Red-Zone Scores-Chances	5-6	5-5
Sacks By: Number-Yards	2-11	0-0

**RUSHING:** GS- Green, Gerald 10-132; White, Jalen 17-85; Hood, Khaleb 1-9 Vantrease, Kyle 2-7. **NEB-** Grant, Anthony 27-138; Allen, Ajay 8-76; Thompson, Casey 10-31; Smothers, Logan 1-10; Ervin Jr., Gabe 1-2

**PASSING:** GS-Vantrease, Kyle 37-56-2-409-1. **NEB-**Thompson, Casey 23-34-0-318-1.

**RECEIVING:** GS-Burgess Jr., Derwin 12-119; Singleton, Jeremy 9-89; Hood, Khaleb 6-82; Jones, Amare 3-21; White, Jalen 3-20; Johnson, Beau 2-42; Kenerson, Sam 1-31; Mcafee, Jjay 1-5. **NEB-** Washington, Marcus 6-123; Palmer, Trey 6-81; Brown, Alante 3-28; Martin, Oliver 2-36; Belt, Brody 2-24; Liewer, Wyatt 1-13; Allen, Ajay 1-9; Manning, Omar 1-8; Brewington, Chancellor 1-4

**INTERCEPTIONS:** GS-0-0. **NEB-**Buford Jr., Marques 2-0

**FUMBLES:** GS-None. **NEB-**None

**TACKLES:** GS- Watson-Trent, Marques 7-3. **NEB-**Gifford, Isaac 6-5

## NO. 6 OKLAHOMA 49, NEBRASKA 14

SCORE BY QUARTERS	1	2	3	4	FINAL
Oklahoma	14	21	14	0	49
Nebraska	7	0	0	7	14

### SCORING SUMMARY

QTR	TEAM	TIME	SCORE
1st	NEB	11:19	Palmer 32 yd pass from Thompson (Bleekrode kick)
1st	OU	09:30	Gabriel 61 yd rush (Schmit kick)
1st	OU	01:57	Farooq 25 yd pass from Gabriel (Schmit kick)
2nd	OU	14:48	Major 1 yd rush (Schmit kick)
2nd	OU	11:35	Major 24 yd pass from Willis (Schmit kick)
2nd	OU	01:44	Gray 16 yd rush (Schmit kick)
3rd	OU	13:13	Gray 21 yd rush (Schmit kick)
3rd	OU	08:59	Wease 15 yd pass from Gabriel (Schmit kick)
4th	NEB	03:17	Purdy, Chubba 8 yd rush (Bleekrode kick)

**Lincoln (Sept. 17)** - Nebraska scored on its opening drive to take a 7-0 lead, but Oklahoma answered with seven touchdowns, as the No. 6 Sooners spoiled the Husker head coaching debut of Mickey Joseph with a 49-14 victory in the first meeting between the longtime rivals at Memorial Stadium.

After forcing a 3-and-out, Nebraska scored on its opening possession, going 77 yards in just six plays capped by Casey Thompson's 32-yard touchdown strike to Trey Palmer just 3:41 into the game.

Oklahoma came right back, as Dillon Gabriel, who also completed 16-of-27 passes for 230 yards and a pair of TDs, scored on a 61-yard touchdown run. The Sooners took the lead in the final minutes of the quarter, as Gabriel connected with Jalil Farooq on a 25-yard TD pass.

The Sooners broke the game open in the second quarter, scoring 21 unanswered points to take a 35-7 lead into the break. Marcus Major put OU up 21-7 just 12 seconds into the second period on a one-yard touchdown run. Major notched his second touchdown on the Sooners' next series, catching a 24-yard pass from tight end Brayden Willis to make it 28-7. OU ended the first-half scoring with a 16-yard touchdown run by Eric Gray to close a five-play, 65-yard drive. Gray, who added a touchdown early in the third quarter, led all rushers in the game with 11 carries for 113 yards, as the Sooners totaled 580 total yards in the victory.

The Sooners built a 49-7 lead midway through the third quarter following Gabriel's 15-yard TD pass to Theo Wease, while Nebraska closed the scoring with a 13-play, 82-yard drive in the fourth quarter, capped by an eight-yard run from backup quarterback Chubba Purdy with 3:11 left.

Thompson completed 14-of-20 passes for 129 yards and a score for Nebraska, while Purdy completed 7-of-11 attempts for 35 yards, but did throw an interception. Palmer was Nebraska's top target, hauling in a career-high 10 receptions for 92 yards and the opening score.

Gabe Ervin Jr. led the NU ground game with 60 yards on seven second-half carries. Ajay Allen added 49 yards on 11 attempts, while Anthony Grant contributed 36 yards on 13 totes.

TEAM STATISTICS	OU	NEB
FIRST DOWNS	31	21
RUSHES-YARDS (NET)	54-312	45-163
PASSING-YARDS (NET)	268	164
Passes Att-Comp-Int	30-19-0	31-21-1
TOTAL OFFENSE PLAYS-YARDS	84-580	76-327
Fumble Returns-Yards	1-0	1-0
Punt Returns-Yards	4-61	1--1
Kickoff Returns-Yards	0-0	0-0
Interception Returns-Yards	1-0	0-0
Punts (Number-Avg)	3-48.7	3-42.3
Fumbles-Lost	3-1	2-1
Penalties-Yards	6-65	5-40
Possession Time	29:36	30:24
Third-Down Conversions	10-16	6-17
Fourth-Down Conversions	1-2	0-2
Red-Zone Scores-Chances	3-4	1-2
Sacks By: Number-Yards	4-32	2-7

**RUSHING:** OU-Gray, Eric 11-113; Barnes, Jovantae 13-77; Gabriel, Dillon 6-55; Major, Marcus 12-35; Walker, Tawee 4-17; Beville, Davis 3-13; Stoops, Drake 2-5; Mims, Marvin 1-4; TEAM 2--7. **NEB-**Ervin Jr., Gabe 7-60; Allen, Ajay 11-49; Grant, Anthony 13-36; Purdy, Chubba 5-29; Yant, Jaquez 4-19; Thompson, Casey 5--30.

**PASSING:** OU-Gabriel, Dillon 16-27-0-230-2; Willis, Brayden 1-1-0-24-1; Beville, Davis 2-2-0-14-0. **NEB-**Purdy, Chubba 7-11-1-35-0; Thompson, Casey 14-20-0-129-1

**RECEIVING:** OU- Mims, Marvin 4-66; Farooq, Jalil 3-58; Stoops, Drake 3-32; Wease, Theo 2-46; Willis, Brayden 2-19; Major, Marcus 1-24; Bunkley-Shelton, LV 1-10; Parker, Daniel 1-5; Gray, Eric 1-4; Helms, Kaden 1-4. **NEB-**Palmer, Trey 10-92; Washington, Marcus 2-17; Belt, Brody 2-9; Martin, Oliver 1-18; Brown, Alante 1-11; Brewington, Chancellor 1-6; Liewer, Wyatt 1-5; Boerkircher, Nate 1-4; Vokolek, Travis 1-2; Garcia-Castaneda, Isaiah 1-0

**INTERCEPTIONS:** OU-Lawrence, Key 1-0. **NEB-**None

**FUMBLES:** OU-Beville, Davis 1-1 West, Trevon 1-0; TEAM 1-0. **NEB-**Garcia-Castaneda, Isaiah 1-0 Palmer, Trey 1-1

**TACKLES:** OU-Kanak, Jaren 3-7. **NEB-**Reimer, Luke 3-5



# NEBRASKA 35, INDIANA 21

SCORE BY QUARTERS	1	2	3	4	FINAL
Indiana	0	21	0	0	21
Nebraska	7	14	0	14	35

## SCORING SUMMARY

QTR	TEAM	TIME	SCORE
1st	NEB	13:17	Martin 34 yd pass from Thompson (Bleekrode kick)
2nd	IND	12:17	Jackson 0 yd fumble return (Campbell kick)
2nd	NEB	10:03	Hartzog 30 yd punt return off block (Bleekrode kick)
2nd	NEB	05:54	Yant 1 yd rush (Bleekrode kick)
2nd	IND	03:09	Simmons 13 yd pass from Bazalak (Campbell kick)
2nd	IND	00:15	Shivers 1 yd rush (Campbell kick)
4th	NEB	13:43	Palmer 71 yd pass from Thompson (Bleekrode kick)
4th	NEB	06:53	Thompson 1 yd rush (Bleekrode kick)

**Lincoln (Oct. 1)** - Nebraska limited Indiana to 79 yards in the second half, as the Huskers pulled away in a 35-21 win on Homecoming.

The Huskers and Hoosiers were tied at 21 at halftime, but the Blackshirts allowed three Hoosier first downs in the second half to help interim coach Mickey Joseph to his first win at Nebraska. In all, the Husker defense allowed a season-low 290 yards, including 67 yards rushing by Indiana on just 23 carries.

Isaac Gifford was one of four Huskers with a team-high five tackles, while adding two tackles for loss. Quinton Newsome, Luke Reimer and Nick Henrich added five tackles apiece. Reimer snagged an interception while Garrett Nelson and Ty Robinson garnered two sacks and one sack, respectively.

Casey Thompson put Nebraska ahead for good, connecting with Trey Palmer on a 71-yard touchdown pass with 13:43 remaining. Thompson, who completed 18-of-27 passes for 270 yards and two touchdowns, also capped the scoring with a one-yard touchdown run.

Palmer enjoyed a career day with eight catches for a career-high 157 yards and a score, while Oliver Martin had three receptions for 65 yards and a score.

Anthony Grant carried the ball 32 times for 136 yards en route to his fourth 100-yard game of the season, as Nebraska out-gained Indiana, 385-290.

After forcing a three-and-out on Indiana's first possession, Nebraska needed just three plays to go 72 yards, as Thompson found Martin for a 34-yard touchdown just 1:43 into the contest.

Indiana's defense got the Hoosiers on the scoreboard early in the second quarter as Myles Jackson recovered a fumble in the end zone following Louis Moore's strip-sack of Chubba Purdy to knot the score at seven.

Nebraska's special teams came back with one of its biggest plays of the season, as Chris Kolarevic broke through Indiana's protection to block James Evans' punt, and freshman Malcolm Hartzog picked up the ball and went 30 yards for a touchdown. The Huskers extended their lead to 21-7 on its next possession, going 55 yards in eight plays, culminating in a one-yard score from Jaquez Yant with 5:54 left on the clock.

The Hoosiers tacked on two scores in the final 3:09 to tie the game at 21 at the half. Emery Simmons hauled in a 13-yard touchdown score, while Shaun Shivers scored on a one-yard run with 15 seconds remaining to tie the game heading into the break.

## TEAM STATISTICS

	IU	NEB
FIRST DOWNS	14	22
RUSHES-YARDS (NET)	23-67	51-115
PASSING-YARDS (NET)	223	270
Passes Att-Comp-Int	44-22-1	27-18-1
TOTAL OFFENSE PLAYS-YARDS	67-290	78-385
Fumble Returns-Yards	1-0	0-0
Punt Returns-Yards	1-0	4-78
Kickoff Returns-Yards	1-21	0-0
Interception Returns-Yards	1-0	1-0
Punts (Number-Avg)	11-40.3	11-39.1
Fumbles-Lost	0-0	2-1
Penalties-Yards	11-92	12-111
Possession Time	24:06	34:51
Third-Down Conversions	2-15	7-16
Fourth-Down Conversions	0-1	0-0
Red-Zone Scores-Chances	2-2	2-3
Sacks By: Number-Yards	4-48	3-26

**RUSHING:** IU- Lucas, Jaylin 3-39; Shivers, Shaun 9-25; Henderson, Josh 5-22; McCulley, Donaven 1-0; Bazalak, Connor 5--19. **NEB-**Grant, Anthony 32-136; Ervin Jr., Gabe 6-21; Yant, Jaquez 2-3; Belt, Brody 0-0; TEAM 3--3; Purdy, Chubba 2--10; Thompson, Casey 6--32

**PASSING:** IU-Bazalak, Connor 22-44-1-223-1. **NEB-**Thompson, Casey 18-27-1-270-2

**RECEIVING:** IU-Simmons, Emery 6-57; Coby, Andison 5-54; Henderson, Josh 3-44; Barner, AJ 3-23; Swinton, Javon 2-33; Shivers, Shaun 2-5; Holt-Bennett, Malachi 1-7. **NEB-**Palmer, Trey 8-157; Martin, Oliver 3-65; Washington, Marcus 2-15; Brown, Alante 1-14; Vokolek, Travis 1-11; Brewington, Chancellor 1-5 Belt, Brody 1-2; Grant, Anthony 1-1

**INTERCEPTIONS:** IU-Fitzgerald, Bryant 1-0. **NEB-**Reimer, Luke 1-0

**FUMBLES:** IU-None. **NEB-**Purdy, Chubba 1-1; Grant, Anthony 1-0

**TACKLES:** IU-Jones, Cam 6-4. **NEB-**Gifford, Isaac 2-3; Newsome, Quinton 2-3; Reimer, Luke 2-3; Henrich, Nick 2-3

# NEBRASKA 14, RUTGERS 13

SCORE BY QUARTERS	1	2	3	4	OT	FINAL
Nebraska	0	0	7	7		14
Rutgers	10	3	0	0		13

## SCORING SUMMARY

QTR	TEAM	TIME	SCORE
1st	RUT	12:22	Vedral 21 yd rush (McAtamney kick)
1st	RUT	02:29	McAtamney 25 yd FG
2nd	RUT	06:30	McAtamney 40 yd FG
3rd	NEB	10:35	Vokolek 7 yd pass from Thompson (Bleekrode kick)
4th	NEB	08:54	Palmer 27 yd pass from Thompson (Bleekrode kick)

**Piscataway, N.J. (Oct. 7)** - Nebraska overcame a 13-point deficit with a pair of second-half scores, as the Huskers captured a 14-13 road win at Rutgers.

The win was Nebraska's first victory when trailing after three quarters since the Huskers erased a 14-point deficit in a 42-38 win at Illinois on Sept. 21, 2019. It also marked NU's 24th comeback of 13 or more points in school history and the seventh in a Big Ten Conference game.

Nebraska was outgained 348-304, but pitched a second-half shutout for the second straight game and got three interceptions in the final 30 minutes of the contest. The Blackshirts held Rutgers to just 85 yards of total offense after halftime.

Garrett Nelson led Nebraska with a career-high 11 tackles, two tackles for loss and 1.5 sacks. Nick Henrich tallied nine tackles and a tackle for loss while Myles Farmer, Malcolm Hartzog and Brandon Moore each had recorded interceptions.

Rutgers jumped ahead 7-0 with a six-play, 75-yard drive on the opening possession, capped by a 21-yard touchdown run by Noah Vedral on a scamper down the left sideline.

With just over two minutes left in the first quarter, the Scarlet Knights tacked onto the lead with a 25-yard field goal by Jude McAtamney on a drive that began on the Nebraska nine-yard line after Parker Day's 11-yard return on a blocked punt. Rutgers stretched the lead to 13-0 after McAtamney's 40-yard field goal capped a seven-play, 43-yard drive.

Trailing 13-0 at the break, Nebraska took the momentum instantly in the third quarter with a nine-play, 70-yard drive that culminated with Casey Thompson's seven-yard pass to Travis Vokolek. It was Vokolek's first touchdown as a Husker and his first since he played for Rutgers in 2018 and was part of a night where he caught a career-high six passes for 42 yards.

The score would remain the same until early in the fourth quarter when Myles Farmer picked off an Evan Simon pass and returned it 17 yards to the Rutgers 27. NU would strike one play later, as Thompson hit Trey Palmer on a 27-yard touchdown to give Nebraska a 14-13 lead with 8:54 remaining.

Thompson completed 24-of-36 passes for 232 yards, a pair of touchdowns and two interceptions. Anthony Grant had 19 carries for 47 yards, while Trey Palmer led the Husker receiving corps with four receptions for 64 yards and the go-ahead score.

On its next possession, Rutgers got to near midfield, but was forced to punt, and Nebraska took nearly five minutes off the clock.

The Scarlet Knights had one last chance at the go-ahead score, taking over at their own 20-yard line with 1:03 left without any timeouts. Rutgers appeared to have a first down on a defensive pass interference penalty against the Huskers, but the penalty was called off after a second look at the play on the official review ruled that Ochean Mathis had tipped the ball at the line of scrimmage. On the next play, Hartzog intercepted Simon's pass with 48 seconds remaining to seal the win.

## TEAM STATISTICS

	NEB	RUT
FIRST DOWNS	18	14
RUSHES-YARDS (NET)	29-72	38-115
PASSING-YARDS (NET)	232	233
Passes Att-Comp-Int	37-24-2	30-12-3
TOTAL OFFENSE PLAYS-YARDS	66-304	68-348
Fumble Returns-Yards	0-0	0-0
Punt Returns-Yards	0-0	3-38
Kickoff Returns-Yards	3-40	1-24
Interception Returns-Yards	3-17	2-2
Punts (Number-Avg)	8-35.1	8-41.9
Fumbles-Lost	0-0	0-0
Penalties-Yards	9-66	9-97
Possession Time	31:40	28:20
Third-Down Conversions	4-14	4-15
Fourth-Down Conversions	1-2	0-0
Red-Zone Scores-Chances	1-1	1-1
Sacks By: Number-Yards	3-16	1-6

**RUSHING:** RUT-Brown V, Samuel 16-63; Vedral, Noah 7-27; Salaam, Al-Shadee 5-15; Langan, Johnny 5-9; K.Monangai, Kyle 2-9; Simon, Evan 3--8. **NEB-**Grant, Anthony 19-47; Yant, Jaquez 4-22; Thompson, Casey 2-3; Purdy, Chubba 1-2; Palmer, Trey 1-0; TEAM 1--1; Brown, Alante 1--1

**PASSING:** RUT-Vedral, Noah 6-15-0-133-0; Simon, Evan 6-15-3-100-0. **NEB-**Thompson, Casey 24-36-2-232-1; Purdy, Chubba 0-1-0-0-0

**RECEIVING:** RUT- Cruickshank, Aron 5-71; Jones, Shameen 2-76; Ryan, Sean 2-50; Langan, Johnny 1-19; Brown V, Samuel 1-9; Long, Chris 1-8. **NEB-**Vokolek, Travis 6-46; Grant, Anthony 6-34; Palmer, Trey 4-64; Washington, Marcus 4-53; Martin, Oliver 2-16; Brewington, Chancellor 1-17

**INTERCEPTIONS:** RUT-Braswell, Christian 1-1; Melton, Max 1-1. **NEB-**Farmer, Myles 1-17; Hartzog, Malcolm 1-0; Moore, Brandon 1-0

**FUMBLES:** RUT-None; **NEB-** None

**TACKLES:** RUT-Jennings, Deion 7-5. **NEB-**Nelson, Garrett 2-9

# PURDUE 43, NEBRASKA 37

SCORE BY QUARTERS	1	2	3	4	FINAL
Nebraska	0	13	17	7	37
Purdue	10	17	7	9	43

## SCORING SUMMARY

QTR	TEAM	TIME	SCORE
1st	PUR	5:54	Sheffield 2 yd pass from A.O'Connell (Fineran kick)
1st	PUR	1:09	Fineran 37 yd FG 9-38 3:00
2nd	NEB	13:16	Yant 1 yd rush (Bleekrode kick)
2nd	NEB	9:01	Bleekrode 36 yd FG 6-43 2:10
2nd	PUR	5:49	Jones 31 yd pass from A.O'Connell (Fineran kick)
2nd	PUR	4:44	Fineran 37 yd FG 4-5 0:46
2nd	PUR	0:35	Mockabee 1 yd rush (Fineran kick)
2nd	NEB	0:00	Bleekrode 43 yd FG 5-50 0:35
3rd	NEB	13:51	Palmer 37 yd pass from C.Thompson (Bleekrode kick)
3rd	NEB	5:17	Bleekrode 22 yd FG 6-72 1:05
3rd	PUR	2:18	Sheffield 28 yd pass from A.O'Connell (Fineran kick)
3rd	NEB	1:46	Palmer 72 yd pass from C.Thompson (Bleekrode kick)
4th	PUR	10:00	Fineran 34 yd FG 15-72 6:41
4th	PUR	6:55	Jones 2 yd pass from A.O'Connell (kick failed)
4th	NEB	5:55	Grant 1 yd rush (Bleekrode kick)

**West Lafayette, Ind. (Oct. 7)** - Trey Palmer enjoyed a record-setting performance, but Nebraska saw its two-game win streak snapped with a 43-37 loss at Purdue.

Palmer hauled in seven catches for a school-record 237 yards, breaking the mark of 209 set by JD Spielman in 2018. Palmer, who scored on touchdown catches of 37 and 72 yards, also had a 60-yard run, as he accounted for nearly 300 all-purpose yards. Nebraska tallied 476 total yards, but allowed 608 yards to Purdue, which scored 17 straight second-quarter points to break a 10-all tie and never trailed again.

After falling behind 10-0, Nebraska got a one-yard touchdown run from Jaquez Yant before a 36-yard field goal from Timmy Bleekrode tied the game. Purdue responded with three straight scores to push the lead to 27-10. A 31-yard touchdown pass from Aiden O'Connell to Charlie Jones gave the Boilermakers the lead, while a 37-yard field goal from Mitchell Fineran and a one-yard rushing touchdown from Devin Mockabee, who finished with 178 yards on 30 carries.

The Husker comeback started in the final minute of the half, as NU went 50 yards in five plays, and Bleekrode's second field goal made it 27-13. Nebraska struck quickly on the first possession of the second half, as Casey Thompson found Palmer on a 37-yard scoring strike. The Huskers got to within 27-23 after Bleekrode's 22-yard field goal with 5:17 left in the third quarter.

The teams would trade scores on their next possessions, as Purdue went 75 yards in six plays, capped by a 28-yard scoring toss to TJ Sheffield before Nebraska responded two plays later on a 72-yard strike from Thompson to Palmer to make it 34-30 with 1:46 left in the third quarter.

Purdue would stretch the lead to 43-30 with 6:55 remaining after a Fineran field goal and a two-yard pass from O'Connell to Jones, who finished with 12 catches for 132 yards and two scores.

Nebraska came right back, going 70 yards in three plays as Palmer's 64-yard reception set up Anthony Grant's one-yard run to make it 43-37, but Purdue ran out the clock on its next possession, as the Boilermakers held the ball for nearly 43 minutes.

Thompson completed 16-of-29 passes for 354 yards and two touchdowns for NU while O'Connell was 35-of-54 for 391 yards and four scores.

## TEAM STATISTICS

	NEB	PUR
FIRST DOWNS	15	38
RUSHES-YARDS (NET)	23-122	47-217
PASSING-YARDS (NET)	354	391
Passes Att-Comp-Int	29-16-2	54-35-1
TOTAL OFFENSE PLAYS-YARDS	52-476	101-608
Fumble Returns-Yards	0-0	0-0
Punt Returns-Yards	0-0	2-16
Kickoff Returns-Yards	5-111	2-18
Interception Returns-Yards	1-0	2-15
Punts (Number-Avg)	4-42.0	4-20.0
Fumbles-Lost	1-0	0-0
Penalties-Yards	4-40	2-14
Possession Time	17:18	42:42
Third-Down Conversions	3-9	9-18
Fourth-Down Conversions	0-0	2-2
Red-Zone Scores-Chances	4-4	6-7
Sacks By: Number-Yards	0-0	4-38

**RUSHING: PUR**- Mockabee, Devin 30-178; Doerue, King 8-31; Lewis, Kobe 3-10; O'Connell, Aiden 2-3; Tracy Jr., Tyrone 1--2; **TEAM** 3--3. **NEB**-Palmer, Trey 1-60; Grant, Anthony 11-35; Johnson, Rahmir 1-17; Yant, Jaquez 4-11; Thompson, Casey 6--1

**PASSING: PUR**-O'Connell, Aiden 35-54-1-391-4. **NEB**-Thompson, Casey 16-29-2-354-2.

**RECEIVING: PUR**-Jones, Charlie 12-132; Sheffield, TJ 5-70; Durham, Payne 5-30; Sowinski, Andrew 4-34; Doerue, King 2-38; Rice, Mershawn 2-29; Mockabee, Devin 2-28; Tracy Jr., Tyrone 2-21; Yaseen, Abdur-Rahmaan 1-9.

**NEB**- Palmer, Trey 7-237; Vokolek, Travis 3-38; Washington, Marcus 3-30; Grant, Anthony 2-4; Martin, Oliver 1-45.

**INTERCEPTIONS: PUR**-Washington, Clyde 1-15; Taylor, Reese 1-0. **NEB**-Hartzog, Malcolm 1-0

**FUMBLES: PUR**-None; **NEB**-Thompson, Casey 1-0

**TACKLES: PUR**-Graham, Jalen 6-0. **NEB**-Farmer, Myles 3-6; Gifford, Isaac 6-3

# NO. 17 ILLINOIS 26, NEBRASKA 9

SCORE BY QUARTERS	1	2	3	4	FINAL
Illinois	6	14	3	3	26
Nebraska	3	6	0	0	9

## SCORING SUMMARY

QTR	TEAM	TIME	SCORE
1st	ILL	12:33	Williams 46 pass from Devito (kick failed)
1st	NEB	1:49	Bleekrode 26 yd FG
2nd	NEB	9:38	Vokolek 56 yd pass from Thompson (kick blocked)
2nd	ILL	6:03	Brown, C. 1 yd rush (Griffin kick)
2nd	ILL	0:23	Brown, C. 12 yd pass from Devito (Griffin kick)
3rd	ILL	3:29	Griffin 36 yd FG
4th	ILL	11:12	Griffin 41 yd FG

**Lincoln (Oct. 29)** - Nebraska led 9-6 in the second quarter, but No. 17 Illinois responded with 20 unanswered points to grab a 26-9 victory over the Cornhuskers.

The Huskers had a three-point lead and the ball with less than seven minutes remaining in the first half when Casey Thompson was hit as he threw, resulting in an interception by Sydney Brown. Illinois returned the interception to the Nebraska 11-yard line and scored two plays later to take the lead for good. Thompson would not return for the Huskers, who managed just 34 yards of offense without their starting quarterback over the final 36 minutes against the No. 1 defense in the country.

After Illinois' opening-drive touchdown, the Huskers pulled to within 6-3 with 1:49 left in the first quarter. Chancellor Brewington's 45-yard reception set up a 26-yard field goal by Timmy Bleekrode to put Nebraska on the board.

After a defensive stop, the Huskers went 93 yards in five plays to take the lead. Alante Brown's career-long 32-yard reception got the Huskers out of the shadow of their end zone. Three plays later, Thompson found Travis Vokolek, who sprinted down the sideline for a 56-yard score to put NU ahead 9-6 with 9:38 remaining in the first half.

Illinois' defense responded with the interception of Thompson and scored two plays later on a Chase Brown one-yard touchdown run. The Illini would tack on another score in the final minute of the half, going 72 yards in 11 plays as Brown hauled in a 12-yard touchdown from Tommy Devito to make it 20-9 at the break.

Nebraska drove into Illinois territory on the first drive of the second half, but the drive stalled. After a Brian Buschini punt pinned the Illini at their own 9-yard line, Quinton Newsome came up with a big play for the Husker defense, recovering an Isaiah Williams' fumble at the Illinois 23-yard line. With a chance to make it a one score drive, Chubba Purdy, who played the entire second half after Thompson's injury, was picked off on the subsequent drive to give the ball back to the Fighting Illini. Illinois then marched 70 yards on 13 plays ending with a 36-yard field goal to extend the lead to 14. Nebraska's fourth turnover of the game set Illinois up with a short field, but the Husker defense did not allow a first down as Illinois settled for a 41-yard field goal early in the fourth quarter.

That proved to be the final points of the game, as the Huskers held the Illini to only six points in the second half. Nebraska limited Illinois to 132 yards in the second half and came up big as three of Illinois' second-half drives started at midfield or in Nebraska territory.

Luke Reimer led the attack on defense with nine total tackles, followed by Marques Buford Jr. and Myles Farmer who both finished with seven.

The Husker offense tallied 219 yards in the first half but were held to just 29 yards of offense in the second half. Anthony Grant carried the ball 12 times for 61 yards in the game while Casey Thompson led Nebraska with 172 passing yards and a touchdown before the injury.

## TEAM STATISTICS

	ILL	NEB
FIRST DOWNS	18	9
RUSHES-YARDS (NET)	48-188	25-60
PASSING-YARDS (NET)	179	188
Passes Att-Comp-Int	22-20-0	24-11-3
TOTAL OFFENSE PLAYS-YARDS	70-367	49-248
Fumble Returns-Yards	1-0	1-0
Punt Returns-Yards	1-24	0-0
Kickoff Returns-Yards	0-0	2-32
Interception Returns-Yards	3-47	0-0
Punts (Number-Avg)	6-44.0	6-48.2
Fumbles-Lost	1-1	1-1
Penalties-Yards	8-72	3-30
Possession Time	38:13	21:47
Third-Down Conversions	7-15	2-12
Fourth-Down Conversions	0-0	0-0
Red-Zone Scores-Chances	3-3	1-1
Sacks By: Number-Yards	2-16	2-19

**RUSHING: ILL**-Brown, Chase 32-149; Devito, Tommy 6-37; Love III, Reggie 6-12; McCray, Josh 1-4; **TEAM** 2--2; **Williams, Isaiah** 1--12. **NEB**-Grant, Anthony 12-61; Thompson, Casey 2-10; Smothers, Logan 2-6; **TEAM** 1--2; Yant, Jaquez 3--4; Purdy, Chubba 5--11

**PASSING: ILL**-Devito, Tommy 20-22-0-179-2. **NEB**-Purdy, Chubba 3-8-1-15-0; Smothers, Logan 1-1-0-1-0; Thompson, Casey 7-15-2-172-1

**RECEIVING: ILL**- Brown, Chase 3-13; Reiman, Tip 2-39; Washington, Casey 2-16; Ford, Luke 1-15; Hightower, Brian 1-3; Love III, Reggie 1-3; Beatty, Hank 1--3.

**NEB**- Grant, Anthony 3-27; Brown, Alante 2-47; Brewington, Chancellor 2-45 Vokolek, Travis 1-56; Washington, Marcus 1-8; Boerkircher, Nate 1-4; Palmer, Trey 1-1.

**INTERCEPTIONS: ILL**-Brown, Sydney 2-47; Martin, Jartavious 1-0. **NEB**-None

**FUMBLES: ILL**-Williams, Isaiah 1-1. **NEB**-Grant, Anthony 1-1

**TACKLES: ILL**-Brown, Sydney 4-2. **NEB**-Reimer, Luke 4-5

# MINNESOTA 20, NEBRASKA 13

SCORE BY QUARTERS	1	2	3	4	FINAL
Minnesota	0	0	10	10	20
Nebraska	10	0	0	3	13

## SCORING SUMMARY

QTR	TEAM	TIME	SCORE
1st	NEB	10:46	Purdy 2 yd rush (Bleekrode kick)
1st	NEB	04:18	Bleekrode 24 yd FG
3rd	MINN	10:30	Trickett, 47 yd FG
3rd	MINN	03:20	Ibrahim 3 yd rush (Trickett kick)
4th	MINN	14:02	Trickett 49 yd FG
4th	MINN	09:22	Ibrahim,Mohamed 3 yd rush (Trickett kick)
4th	NEB	04:49	Bleekrode 26 yd FG

**Lincoln (Nov. 5)** - Anthony Grant rumbled for 115 yards on 21 carries, but the Huskers could not maintain a 10-0 halftime lead in a 20-13 loss to visiting Minnesota.

Nebraska's back-up quarterbacks Chubba Purdy and Logan Smothers, along with a hard-hitting Husker defense, kept the Huskers within striking distance to the final possession, but they were unable to notch a victory.

Nebraska jumped to a quick 10-0 first-quarter lead behind Purdy and the hard running of Grant. Purdy led the Huskers on a nine-play, 75-yard game-opening drive capped by his two-yard touchdown run just 4:14 into the game to give the Big Red a 7-0 lead.

The Husker defense then forced a quick three-and-out on Minnesota's opening possession, as NU started its second drive with excellent field position at its own 44. Eleven plays later, the Huskers extended their lead to 10-0 on Timmy Bleekrode's 24-yard field goal with 4:18 left in the first quarter.

Nebraska went to halftime with a 10-0 lead and a 151-31 advantage in total yards. On Minnesota's final offensive play of the half, Tanner Morgan was sacked and shaken up. He did not return in the second half, giving way to Athen Kaliakmanis.

The Gopher backup sparked Minnesota's offense by completing several long passes in the third quarter to set up a pair of scores. After a 47-yard field goal got Minnesota on the board 4:30 into the third quarter, Mohamed Ibrahim, who finished with 128 yards and two TDs on 32 carries, tied the game with a three-yard touchdown run with 3:20 left in the period.

Another field goal by Trickett in the opening minute of the fourth quarter gave Minnesota its first lead at 13-10, before Purdy threw an interception on third down on Nebraska's half of the field. Seven plays later, Ibrahim scored his second touchdown from three yards out on his 20th carry of the half.

After falling behind 20-10 with more than nine minutes left, the Huskers sent Smothers in at quarterback for his second series of the game. He led Nebraska on a 12-play, 67-yard drive that resulted in a 26-yard Bleekrode field goal with 4:49 left to cut the Minnesota margin to one score at 20-13.

The Nebraska defense held on its next possession, forcing a Minnesota punt with more than two minutes left, setting up Smothers and the offense 88 yards from a game-tying or game-winning score. On third-and-long, Smothers connected with Marcus Washington on a 31-yard pass to get to the ball near midfield. On 4th-and-5 from the NU 47, Smothers attempted to connect with Trey Palmer down the middle, but the pass was broken up, ending the Husker hopes with 1:13 left.

## TEAM STATISTICS

	MINN	NEB
FIRST DOWNS	18	13
RUSHES-YARDS (NET)	45-125	35-146
PASSING-YARDS (NET)	175	121
Passes Att-Comp-Int	20-12-0	26-11-1
TOTAL OFFENSE PLAYS-YARDS	65-300	61-267
Fumble Returns-Yards	0-0	0-0
Punt Returns-Yards	3-28	0-0
Kickoff Returns-Yards	2-43	0-0
Interception Returns-Yards	1-8	0-0
Punts (Number-Avg)	6-37.0	6-55.5
Fumbles-Lost	1-0	0-0
Penalties-Yards	2-18	2-10
Possession Time	34:41	25:19
Third-Down Conversions	3-11	5-16
Fourth-Down Conversions	0-0	1-2
Red-Zone Scores-Chances	2-2	3-3
Sacks By: Number-Yards	4-9	3-26

**RUSHING: MINN-** Ibrahim, Mohamed 32-128; Kaliakmanis, Athan 3-27; Williams, Bryce 1-2; Potts, Trey 2-1; **TEAM** 2--5; Morgan,Tanner 5--28. **NEB-** Grant, Anthony 21-115; Purdy, Chubba 6-24; Smothers, Logan 4-4; Johnson, Rahmir 4-3.

**PASSING: MINN-**Morgan,Tanner 6-8-0-38-0; Kaliakmanis, Athan 6-12-0-137-0. **NEB-**Purdy, Chubba 6-16-1-41-0; Smothers, Logan 5-10-0-80-0

**RECEIVING: MINN-**Jackson, Daniel 5-88; Brown-Stephens, Michael 3-27; Wright,Dylan 2-54; Spann-Ford, Brevyn 1-9; Hoskins, Kristen 1--3.

**NEB-**Palmer,Trey 5-37; Washington, Marcus 2-63; Johnson, Rahmir 1-7; Grant, Anthony 1-5; Brewington, Chancellor 1-5 Vokolek, Travis 1-4.

**INTERCEPTIONS: MINN-**Smith, Terell1-0. **NEB-**None

**FUMBLES: MINN-**Morgan, Tanner 1-0. **NEB-**None

**TACKLES: MINN-**Lindenberg, Cody 5-3. **NEB-**Farmer, Myles 4-10