

NEBRASKA

**NEBRASKA
CORNHUSKERS**
(1-3, 0-1 BIG)



**INDIANA
HOOSIERS**
(3-1, 1-0 BIG)

SATURDAY, OCT. 1 • 6:30 P.M. CT • LINCOLN, NEB. • MEMORIAL STADIUM • FIELDTURF

Nebraska returns to Big Ten action on Saturday evening when the Huskers play host to Indiana at Memorial Stadium. The matchup marks Nebraska's 2022 Homecoming contest, with kickoff set for shortly after 6:30 p.m. and television coverage provided by BTN.

Following a bye week last Saturday, the Huskers will be completing a four-game homestand and will look to even their Big Ten record at 1-1. Nebraska dropped its Big Ten opener on Aug. 27 against Northwestern, before playing three consecutive non-conference games.

Nebraska enters the contest with Indiana at 1-3 overall, following a loss to No. 6 Oklahoma on Sept. 17. Through the first third of its season, Nebraska has featured a productive and balanced offense, with the Huskers averaging 451.0 yards and 30.5 points per game. Nebraska gains 193.5 rushing yards per contest, while compiling 257.5 yards per contest through the air.

Indiana will come to Lincoln with a 3-1 overall record and a 0-1 mark in Big Ten Conference play. After opening with three wins, the Hoosiers suffered their first loss of the season last Saturday in a 45-24 setback at Cincinnati. Like Nebraska, Indiana began the season with a Big Ten game, posting a late comeback to defeat Illinois, 23-20. IU followed with non-league wins against Idaho and Western Kentucky before the loss to Cincinnati. Coach Tom Allen's team is passing for nearly 300 yards per contest heading into this week's game, and its offensive tempo is among the fastest in the nation.

The matchup marks just the third meeting between Nebraska and Indiana since the Huskers joined the Big Ten in 2011. The visiting team has won both meetings as Big Ten foes, most recently a seven-point Indiana win in Lincoln in 2019.

THIS WEEK'S NUMBERS

28

Nebraska receiver **Trey Palmer** has 28 receptions through four games, the most ever by a Nebraska player through four games. Both Stanley Morgan (2017) and Jordan Westerkamp (2015) had 26 receptions in their first four games of the season.

111

Saturday's matchup against Indiana will serve as Homecoming on the University of Nebraska-Lincoln campus. Nebraska is 83-23-4 all-time on Homecoming and has won 10 of its last 12 Homecoming contests. NU is 7-2 against Big Ten teams on Homecoming.

8

Nebraska will open its Big Ten home schedule on Saturday night. The Huskers have won 8 of 11 Big Ten home openers since joining the conference.

2022 NEBRASKA FOOTBALL SCHEDULE

Aug. 27	vs. Northwestern*	FOX	L, 31-28	Wildcats rally to spoil Huskers' trip to Dublin
Sept. 3	North Dakota	BTN	W, 38-17	Grant has 23-189-2 as NU pulls away late
Sept. 10	Georgia Southern	FS1	L, 45-42	Ga. Southern scores in final minute for win
Sept. 17	Oklahoma	FOX	L, 49-14	OU wins first meeting in Lincoln since '09
Oct. 1	Indiana*	BTN	6:30 p.m.	Only the 3rd meeting as Big Ten opponents
Oct. 7	@ Rutgers*	FS1	6 p.m.	Nebraska is 5-0 in the state of New Jersey
Oct. 15	@ Purdue*	TBA	TBA	Huskers at Purdue for 3rd time in 4 seasons
Oct. 29	Illinois*	TBA	TBA	Teams are meeting for 10th straight year
Nov. 5	Minnesota*	TBA	TBA	NU's most frequent B1G opponent (62 games)
Nov. 12	@ Michigan*	TBA	TBA	4 of the 6 B1G meetings played in Ann Arbor
Nov. 19	Wisconsin*	TBA	TBA	NU hosts Badgers for first time since 2019
Nov. 25	@ Iowa*	BTN	3 p.m.	Huskers' 33rd straight "Black Friday" game

All times Central; Home games in **bold**; *Big Ten Conference game

NEBRASKA

- **2022 Record:** 1-3, 0-1
- **Last Game:** vs. Oklahoma, L 49-14
- **Streak:** Lost 2
- **AP Rank:** Not Ranked
- **Coaches Rank:** Not Ranked
- **Interim Head Coach:** Mickey Joseph
- **Nebraska Record:** 0-1 (1st season)
- **Career Record:** 13-8 (3rd season)
- **Record vs. Indiana:** first meeting

INDIANA

- **2022 Record:** 3-1, 1-0
- **Last Game:** vs. Cincinnati, L, 45-24
- **Streak:** Lost 1
- **AP Rank:** NR
- **Coaches Rank:** NR
- **Head Coach:** Tom Allen
- **Indiana Record:** 29-33 (6th season)
- **Career Record:** 29-33 (6th season)
- **Record vs. Nebraska:** 1-0

SERIES HISTORY

- **All-Time Series:** Indiana leads, 10-8-3
- **In Lincoln:** Indiana leads, 8-5-2
- **As Big Ten Foes:** Tied, 1-1
- **Last Game:** Indiana 38, Nebraska 31
10/26/2019
- **Win Streak:** Indiana, 1 game

TV INFORMATION



Play-by-Play: Mark Followill
Analyst: Matt Millen
Sidelines: Meghan McKeown
Fox Sports App

HUSKERS RADIO NETWORK



Play-by-Play: Greg Sharpe
Analyst: Matt Davison
Sidelines: Jessica Coody
Pre/Post-Game Shows: Matt Coatney, Jay Foreman, Bill Doleman, Ben McLaughlin
Spanish Broadcast
Announcers: Enrique "Kike" Morales and Oscar "El Tico" Monterroso
Stations: Omaha (KBBX, 97.7 FM); Grand Island (KLIQ, 94.5 FM)
Huskers.com & Huskers App



NEBRASKA COMMUNICATIONS

CREDENTIAL REQUESTS

To request a credential for home games visit:
<http://www.huskers.com/media>

FOOTBALL CONTACTS

Associate A.D./Comm.....Keith Mann

Phone 402-472-0237

E-Mail kmann@huskers.com

Sr. Assoc. Comm. Dir.....Shamus McKnight

Phone 402-472-7772

E-Mail smcknight@huskers.com

Associate Director.....Matt Smith

Phone 402-472-7780

E-Mail msmith@huskers.com

Admin. Assoc. (Credentials) ... Vicki Capazo

Phone 402-472-2263

E-Mail vcapazo@huskers.com

MAILING ADDRESS

One Memorial Stadium
P.O. Box 880123
Lincoln, NE 68588-0123
(402) 472-2263
sportsinfo@huskers.com

Shipping Address: 600 Stadium Drive

PLAYER & COACH AVAILABILITY

MONDAY

No media availability.

TUESDAY

Interim Head Coach Mickey Joseph will be available following practice at a press conference on Level 6 of West Memorial Stadium beginning at 11:30 a.m. Selected players will follow Coach Joseph at the press conference. Live video will be available for free through Nebraska's social media accounts and on Huskers.com. A complete video and transcript will be made available to media in the afternoon.

WEDNESDAY

Offensive Coordinator Mark Whipple and Defensive Coordinator Bill Busch will be available following practice at approximately 10:20 a.m. The media availability will be on the North Stadium concourse, media can enter the area through Gate 14.

THURSDAY

Coach Joseph will be available briefly following practice at approximately 10:20 a.m. on the North Stadium concourse.

FRIDAY

No media availability.

SATURDAY

Coach Joseph and requested players will be available post-game in the weight room inside the Osborne Athletic Complex in North Stadium for home games and in a designated area for road games.

GENERAL MEDIA POLICIES

All player and coach interviews must be arranged at least one day in advance through the Nebraska Communications Office. To request an interview, contact Keith Mann, Shamus McKnight or Matt Smith. All post-practice interviews will be conducted on the North Stadium concourse. Interviews will not be conducted in the weight room, Student Life Complex, training room, hallways or the tunnel leading from the locker room to the field. The Nebraska locker room, training room and football office meeting rooms are **OFF LIMITS** to the media. When arriving for post-practice interviews, media should come to Gate 14 outside the Northeast corner of Memorial Stadium.

Student-athlete cell phone numbers will **NOT** be given to the media, and media should not contact or message student-athletes directly through social media platforms. **PRACTICES ARE CLOSED** to the media and to the general public during the season.

After all games, Nebraska's **LOCKER ROOM IS CLOSED**. Interim Head Coach Mickey Joseph and requested players will be brought to the postgame interview room after a brief cooling off period. At home, the postgame interview room is located in the strength complex of the Osborne Athletic Complex. Media are asked to wait to set up equipment until the conclusion of halftime. On the road, Coach Joseph and requested players will be brought to the designated interview area. **NO INTERVIEWS** will be conducted on the field as the players are returning to the locker room.

MEDIA MAY NOT PROVIDE LIVE COVERAGE OF ANY PRESS CONFERENCE ON ANY DIGITAL PLATFORM OR WEBSITE.

PHONE INTERVIEWS

Media wishing to try to arrange a phone interview with a member of the Nebraska coaching staff may contact Keith Mann for availability. Please contact the Communications Office as far in advance as possible. Out-of-town media requesting phone interviews with players should contact Keith Mann or Shamus McKnight with those requests, preferably on Sundays, but no later than 10 a.m. (Central) on Monday of game week. Other than rare exceptions, these interviews will take place only during the weekly press conference window.

NEBRASKA FOOTBALL PHOTO REQUESTS

Contact the Nebraska Communications office to request historical photos, facility photos, action photos and head shots.

HUSKERS.COM & COLLEGE PRESS BOX.COM

Huskers.com is the official site of Nebraska Athletics and includes updated stats, game notes, depth chart and extensive quotes and audio and video from Nebraska's weekly press conference. A PDF version of the 2022 Nebraska Media Guide is available on Huskers.com.

Collegepressbox.com is the official media website for Division I football. Access and download game notes, quotes, statistics, media guides, headshots, logos and more for all FBS schools, conferences, postseason games, awards and the College Football Playoff. For access, please register for an account at collegepressbox.com/register.

GAME CREDENTIALS

Media may request credentials for home games at Huskers.com/media. Follow the steps on the website to complete the application. You will receive an e-mail confirming your application and an approval/denial e-mail. Contact Vicki Capazo at (402) 472-2263 with questions. Photo ID will be required to access the stadium on game day and the name on your photo ID and credential must match. Single-game credentials will not be mailed and must be picked up on game day at media will call. Single-game parking passes will be mailed to media.

HUSKERS RADIO NETWORK

The Huskers Radio Network brings Nebraska football to fans across the nation and the world. A list of affiliates can be found in the 2022 Nebraska Football Media Guide and online at Huskers.com and all radio broadcasts are available live on Huskers.com and the Official Husker App. Additionally, a Spanish-language broadcast will be available live on Huskers.com for every game of the 2022 season.

MONDAY, SEPT. 26	TUESDAY, SEPT. 27	WEDNESDAY, SEPT. 28	THURSDAY, SEPT. 29	FRIDAY, SEPT. 30	SATURDAY, OCT. 1
PRACTICE OFF DAY	PRACTICE Morning Practice	PRACTICE Morning practice	PRACTICE Morning Practice	PRACTICE Morning Practice	GAME DAY Nebraska vs. Indiana 6:40 p.m. (BTN)
NO MEDIA ACCESS	PRESS CONFERENCE 11:30 a.m.--Coach Joseph Selected Players to Follow	OC Mark Whipple, DC Bill Busch available to media following practice	Coach Joseph available to media following practice	NO MEDIA ACCESS	
	(6th Floor, West Stadium)		Nebraska Football Radio Show (7 p.m.) Coach TBD		POST-GAME Available after game: • Coach Joseph • Selected players

NEBRASKA VS. INDIANA (PAST 5 MEETINGS)

DATE	SITE	NU/OU Rank	RESULT	SCORE
9/18/1976	Bloomington	8/NR	Win	45-13
10/1/1977	Lincoln	11/NR	Win	31-13
9/30/1978	Bloomington	12/NR	Win	69-17
10/15/2016	Bloomington	10/NR	Win	27-22
10/26/2019	Lincoln	NR/NR	Loss	31-38

LAST 5 HUSKER BIG TEN HOME OPENERS

DATE	Opponent	NEB/Opp Rank	RESULT	SCORE
9/23/2017	Rutgers	NR/NR	Win	27-17
9/29/2018	Purdue	NR/NR	Loss	28-42
9/28/2019	Ohio State	NR/5	Loss	7-48
11/14/2020	Penn State	NR/NR	Win	30-23
10/2/2021	Northwestern	NR/NR	Win	56-7

SERIES HISTORY: NEBRASKA VS. INDIANA

Nebraska and Indiana will be meeting for just the third time as Big Ten opponents since Nebraska joined the league in 2011. The schools have split the two meetings as Big Ten foes, with the visiting team winning both of those contests. Overall, Saturday's game will mark the 22nd all-time meeting, with IU holding a 10-8-3 advantage in the series.

- Before the first meeting as Big Ten opponents in 2016, Nebraska and Indiana had not met since 1978.
- Nebraska won all four meetings when the teams met four straight years from 1975 to 1978. Nebraska was ranked 12th or higher in each of those meetings and won each contest by 18 or more points.
- Including this Saturday's game, 16 of the 22 meetings in the series have been played in Lincoln. Indiana holds an 8-5-2 edge in Lincoln.
- Nebraska and Indiana met for 12 consecutive seasons from 1936 to 1947.

HUSKERS COMPLETING FOUR-GAME HOMESTAND

Nebraska's matchup with Indiana will conclude a four-game homestand at Memorial Stadium. Nebraska played non-conference games against North Dakota, Georgia Southern and Oklahoma, before a bye week last Saturday.

- The 2022 season marks the first time Nebraska has played four straight home games since opening the 2013 campaign with five straight games at Memorial Stadium.
- This marks the fifth time since 2000 Nebraska has had a homestand of four games or longer. (also in 2002, 2005, 2008, 2013).

HUSKERS SET TO OPEN BIG TEN HOME SCHEDULE

Saturday night's contest is the first of four Big Ten home games on Nebraska's 2022 schedule. In addition to the matchup with Indiana, Nebraska will host Illinois (Oct. 29), Minnesota (Nov. 5) and Wisconsin (Nov. 19) at Memorial Stadium.

- Nebraska is 8-3 in Big Ten home openers since joining the league in 2011, including a 56-7 win over Northwestern last season.

UNDER THE LIGHTS IN LINCOLN

Nebraska will host its second home night game of the 2022 season on Saturday, taking on the Hoosiers under the lights in Memorial Stadium.

- Nebraska has a history of success in night games at Memorial Stadium. The Huskers are 48-10 all-time in home night games since the first prime-time game at Memorial Stadium in 1986.
- Nebraska is 7-4 in home prime-time games against Big Ten foes since joining the league in 2011.

BIG TEN STANDINGS

WEST DIVISION

Place	Team	Overall	Big Ten
1.	Minnesota	4-0	1-0
	Iowa	3-1	1-0
	Northwestern	1-3	1-0
4.	Illinois	3-1	0-1
	Wisconsin	2-2	0-1
	Purdue	2-2	0-1
	Nebraska	1-3	0-1

EAST DIVISION

Place	Team	Overall	Big Ten
1.	Michigan	4-0	1-0
	Ohio State	4-0	1-0
	Penn State	4-0	1-0
	Indiana	3-1	1-0
5.	Maryland	3-1	0-1
	Rutgers	3-1	0-1
	Michigan State	2-2	0-1

PLAYER OF THE WEEK NOMINEES

OPP.	OFF.	DEF.	SPEC.	FROSH
NW	--	--	--	--
UND	Grant	Nelson	--	Hausmann
GS	--	--	--	--
OKLA	--	--	--	--
IND				
RUT				
PUR				
ILL				
MINN				
MICH				
WISC				
IOWA				

Bold indicates winner

2022 HUSKER HONORS

BRIAN BUSCHINI, SO., P

- Ray Guy Award Watch List

ANTHONY GRANT, JR., RB

- Big Ten Offensive Player of the Week (vs. UND)

OCHAUN MATHIS, JR., EDGE

- Bronko Nagurski Trophy Watch List

TREY PALMER, JR., WR

- Paul Hornung Award Watch List

NOA POLA-GATES, SO., DB

- Polynesian Player of the Year Watch List

ETHAN PIPER, SO., OL

- Allstate Good Works Team

LUKE REIMER, JR., LB

- Butkus Award Watch List
- Chuck Bednarik Award Watch List

CASEY THOMPSON, JR., QB

- Johnny Unitas Award Watch List

PREVIOUS GAME

OKLAHOMA 49, NEBRASKA 14

Team Stats	OU	NU
First Downs	31	21
Rushes-Yards	54-312	45-163
Passes	19-30-0	21-31-1
Passing Yards	268	164
Total Offense	580	327
3rd Downs	10-of-16	6-of-17
Turnovers	0	2
Penalties	6-65	5-40
Time of Possession	29:36	30:24

NU Rushing Leaders

Gabe Ervin Jr.—7 carries, 60 yards
Ajay Allen—11 carries, 49 yards
Anthony Grant—13 carries, 36 yards

NU Passing Leader

Casey Thompson—14-20-0, 129 yards, TD

NU Receiving Leaders

Trey Palmer—10 receptions, 92 yards, TD

NU Defensive Leaders

Luke Reimer—3 UT, 5 AT, 8 TT, 1-4 sacks
Chris Kolarevic—2 UT, 6 AT, 8 TT
Ochaun Mathis—4 UT, 3 AT, 7 TT

NU Special Teams Leaders

Brian Buschini—6 punts, 40.8 yards average

NOTING GAME 4

- The Oklahoma victory increased its all-time lead in the series to 47-38-3, and is OU's third straight win in the series. In Lincoln, Nebraska leads the series 22-19-2. The loss was just Nebraska's second in the last nine meetings with Oklahoma in Lincoln.
- Receiver **Trey Palmer** had 10 receptions for 92 yards, including a 35-yard touchdown reception on Nebraska's opening possession. Palmer set career highs for both receptions and receiving yards, bettering his 82-yard effort against North Dakota. His previous high in receptions was eight against Northwestern.
- Palmer has caught 28 passes in the season's first four games, believed to be the most by a Nebraska player in their first four games of the season. Both Stanley Morgan (2017) and Jordan Westerkamp (2015) had 26 receptions in their first four games played.
- Nebraska scored on its opening drive of the game for the third time in four games this season. The Huskers took a 7-0 lead with a 6-play, 77-yard drive that took 1:57. Casey Thompson connected with Trey Palmer for a 35-yard touchdown to cap the drive.
- **Devin Drew** recorded a third-quarter sack for the first sack of his career.
- The game marked the 385th consecutive sellout at Memorial Stadium. Nebraska is 12-10 against Oklahoma at Memorial Stadium during the sellout streak.
- Quarterback **Chubba Purdy** made his Nebraska debut, leading the Huskers on their final drive with a 13-play, 82-yard march that resulted in his eight-yard touchdown run.

MICKY JOSEPH SERVING AS INTERIM HEAD COACH

Nebraska Director of Athletics **Trev Alberts** announced a change in the leadership of the Nebraska football program on Sunday, Sept. 11. **Mickey Joseph** will serve as the interim head coach for the remainder of the 2022 season, following the dismissal of Scott Frost, who served as NU's head coach since 2018.

- Joseph is in his first season on the Nebraska staff, previously serving as Nebraska's associate head coach, passing game coordinator and wide receivers coach.
- Joseph has nearly three decades of coaching experience, including two seasons (2011-12) as the head coach at Langston University in Oklahoma.
- Joseph also served as associate head coach at LSU (2020-21) and Alcorn State (2013). In addition to his time at those schools, Joseph has also been an assistant coach at Wayne State (Neb.), Tulane, Alabama State, Nicholls State, Central Oklahoma, Grambling State and Louisiana Tech.
- Joseph was a quarterback at Nebraska from 1987-91. During his four seasons, Nebraska posted a 39-9-1 record.

JOSEPH ANNOUNCES CHANGES TO COACHING STAFF

Interim Head Coach Mickey Joseph has made changes to the coaching staff responsibilities since taking the reins of the program.

- Joseph previously served as wide receivers coach, and promoted **Mike Cassano** to serve as the receivers coach for the remainder of the season. Cassano previously served as a senior offensive analyst for the Huskers since 2018.
- Joseph made a change at defensive coordinator, relieving Erik Chinander of his duties following four games. **Bill Busch** will take over as defensive coordinator beginning with the Indiana contest. Busch, who previously served as the Huskers' special teams coordinator, will also coach Nebraska's safeties and nickel backs.
- Fifth-year assistant **Travis Fisher** will focus his work on the Husker cornerbacks for the remainder of the season. Previously, Fisher coached all of Nebraska's defensive backs.
- **Joey Connors** will coach Nebraska's special teams for the rest of the 2022 season. Connors was previously a special teams quality control coach, working closely with Busch.

GRANT PACING HUSKER RUNNING GAME

Nebraska has an impressive group of newcomers pacing the offense this season. Through four games, running back **Anthony Grant** is at the top of the list of impact newcomers. Grant posted three straight 100-yard rushing games to open his Nebraska career, including a 189-yard effort in the victory over North Dakota. His play against the Fighting Hawks earned Grant recognition as the co-Big Ten Offensive Player of the Week. Grant began his career at Florida State where he played in 12 games in 2018. He came to Nebraska after rushing for 2,549 yards in junior college and earning the 2021 National Offensive Player of the Year.

- Grant is averaging 116.0 yards rushing per game to rank 10th in the nation and fifth in the Big Ten. His 189 rushing yards against North Dakota were the most by a Husker since the final game of the 2020 season at Rutgers when Dedrick Mills ran for 191 yards.
- Grant was the first Husker running back to post three straight 100-yard rushing games since Devine Ozigbo had three straight 100-yard games in 2018. Grant became the first Husker to open a season with three straight 100-yard rushing games since Taylor Martinez in 2010.
- Grant was the first Husker running back to rush for 100 yards in the first three games of a season since Dan Alexander in 2000. He is also the first Nebraska running back to rush for 100 yards in the first three games of a Husker career since Bobby Reynolds in 1950.
- Grant has five rushing touchdowns in 2022, and he was the first NU running back with consecutive multiple TD games (Northwestern, North Dakota) since 2018.
- Grant is among the nation's leaders with 13 runs of 10 or more yards, including a pair of 46-yard touchdown runs.

THOMPSON LEADING NEBRASKA OFFENSE

Quarterback **Casey Thompson** has taken the reins of the Nebraska offense in 2022, and has produced a solid start to the season.

- Thompson has thrown for 995 yards and five touchdowns in 2022, including a pair of 300-yard passing games.
- His 355 passing yards against Northwestern were the most by a Husker in a season opener and the most by a quarterback making their Nebraska debut.
- Thompson has also rushed for four touchdowns in 2022. His three rushing touchdowns against Georgia Southern were a career high.
- Thompson came to Nebraska with 19 games played at Texas, including 10 starts. He threw for more than 2,400 yards and 30 touchdowns at Texas. Thompson was ranked by ESPN as the 15th-best newcomer for the 2022 season and is a member of the Johnny Unitas Award Watch List.

NEBRASKA GAMES WITH 300-YARD PASSER, 100-YARD RUSHER & RECEIVER

DATE	OPPONENT	PASSER	RUSHER	RECEIVER
9-10-2022	Georgia Southern	Thompson (318)	Grant (138)	Washington (123)
8-27-2022	vs. Northwestern	Thompson (355)	Grant (101)	Garcia-Castaneda (120)
9-21-2019	at Illinois	A. Martinez (328)	A. Martinez (118)	Spielman (160)
9-29-2018	Purdue	A. Martinez (323)	Ozigbo (170)	Spielman (135)
10-20-2012	at Northwestern	T. Martinez (342)	Abdullah (101)	Enunwa (110)
10-23-2010	at Oklahoma St.	T. Martinez (323)	T. Martinez (112)	Paul (131)
11-8-2008	Kansas	Ganz (324)	Helu Jr. (115)	Swift (111)
11-10-2007	Kansas State	Ganz (510)	Lucky (103)	Purify (108)
9-22-2007	Ball State	Keller (438)	Lucky (102)	Hill (129), Purify (108)

CHARTING NEBRASKA'S FIRST OFFENSIVE POSSESSION

OPPONENT	PLAYS	YARDS	TIME	SCORING PLAY
Northwestern	8	75	2:19	Thompson-Castaneda 32 yards
North Dakota	8	87	2:02	Grant 19 yard run
Georgia Southern	3	1	1:51	NA
Oklahoma	6	77	1:57	Thompson-Palmer 32 yards

HUSKERS HIT RARE 300-100-100 COMBO TWICE IN 2022

The Nebraska offense has reached a rare milestone twice in the season's first four games. Against both Northwestern and Georgia Southern, the Huskers produced a 300-yard passer, 100-yard rusher and 100-yard receiver in the same game. Quarterback **Casey Thompson** and running back **Anthony Grant** have produced the passing and rushing efforts, while **Isaiah Garcia-Castaneda** (Northwestern) and **Marcus Washington** (Georgia Southern) have added the receiving numbers.

- The Northwestern and Georgia Southern games mark just the eighth and ninth times in school history Nebraska has produced a game with a 300-yard passer, 100-yard rusher and 100-yard receiver. Prior to the Northwestern game, the previous occurrence came in a 42-38 win at Illinois in 2019.

NEBRASKA OFFENSE STARTING FAST

The Nebraska offense has been successful on its opening drive this season. The Huskers have scored a touchdown on its opening possession in three of four games this season (NW, UND, OU).

- The Huskers' scoring drives to open games this season have all covered at least 77 yards in 2:19 or less. The average of Nebraska's three game-opening TD drives is 7.7 plays, 79.7 yards and 2:06.
- Dating back to last season, Nebraska has scored a touchdown on its opening drive of the game in five of six games.
- In the first two games of the season, Nebraska produced four touchdowns on four drives to open halves in games against Northwestern and North Dakota.

NEWCOMERS MAKE IMMEDIATE IMPACT FOR HUSKERS

Grant and Thompson are far from the only newcomers making a significant impact in 2022. The Nebraska roster features 17 first-year Huskers who had previous FBS or FCS experience before 2022. The first-year transfers came to Nebraska with a combined 368 games played and 184 starts in their college careers.

- The starting lineups through four games have featured eight transfers, including five on offense, one on defense and both the starting punter and place-kicker.
- Nebraska produced a 300-yard passer, 100-yard rusher and 100-yard receiver in both the Northwestern and Georgia Southern games, with all three of those players being first-year transfers in the Husker program.
- A trio of FBS transfers have led the Nebraska receiving corps in 2022. **Isaiah Garcia-Castaneda** caught four passes for 120 yards and a touchdown against Northwestern. He joined Nebraska from New Mexico State where he caught 42 passes for 639 yards in two seasons.
- **Trey Palmer** transferred to Nebraska from LSU, and has 28 catches for 231 yards. His receiving yardage totals in the first four games are the top four of his college career, with a career-high 92 yards against North Dakota.
- Palmer's 28 receptions are the most in school history through four games, bettering the previous mark of 26 receptions on two occasions. Palmer ranks 12th nationally in receptions per game.
- A member of the Paul Hornung Award watch list, Palmer also is a key figure in the return game. He caught 41 passes for 458 yards and three touchdowns in his LSU career.
- **Marcus Washington** has started all four games and has 12 catches for 198 yards, including a career-high 123 yards vs. Georgia Southern. The Texas transfer played in 31 games with eight starts with the Longhorns, logging 25 catches for 366 yards and three touchdowns.

2022 OFFENSE GAME-BY-GAME

RUSHING				
GAME	ATT.	YDS.	TD	LONG
NW	31	110	3	46
UND	41	244	3	46
GS	47	257	5	23
OKLA	452	163	1	14
IND				
RUT				
PUR				
ILL				
MINN				
MICH				
WISC				
IOWA				

PASSING					
GAME	COM-ATT-INT	YDS	TD	LG	SACKS
NW	25-42-2	355	1	58	2-19
UND	14-21-1	193	2	35	3-27
GS	23-34-0	318	1	33	2-11
OKLA	21-31-1	164	1	32	4-32
IND					
RUT					
PUR					
ILL					
MINN					
MICH					
WISC					
IOWA					

2022 DEFENSE GAME-BY-GAME

RUSHING DEFENSE				
GAME	ATT.	YDS.	TD	LONG
NW	47	214	2	21
UND	33	175	1	63
GS	30	233	5	67
OKLA	54	312	4	61
IND				
RUT				
PUR				
ILL				
MINN				
MICH				
WISC				
IOWA				

PASSING DEFENSE					
GAME	COM-ATT-INT	YDS	TD	LG	SACKS
NW	27-38-0	314	2	41	0-0
UND	24-37-0	131	1	15	2-8
GS	37-56-2	409	1	37	0-0
OKLA	19-30-0	268	3	38	2-7
IND					
RUT					
PUR					
ILL					
MINN					
MICH					
WISC					
IOWA					

SACKS/TFL				
GAME	SACKS	YARDS	TFL	YARDS
NW	0	0	2	4
UND	2	8	4	14
GS	0	0	3	3
OKLA	2	7	5	12
IND				
RUT				
PUR				
ILL				
MINN				
MICH				
WISC				
IOWA				

NEBRASKA FOOTBALL FACTS

HISTORY

Season of Football.....	133rd
All-Time Games Played.....	1,361
National Ranking in All-Time Wins.....	8th
All-Time Bowl Appearances.....	53
National Ranking in Bowl Appearances.....	6th

CHAMPIONSHIPS

National Championships.....	5
Back-to-Back National Championships.....	2
Undefeated Seasons.....	11
Perfect Seasons.....	9
Conference Championships.....	46

RECORD BREAKDOWN

All-Time Record.....	909-412-40
All-Time Bowl Record.....	26-27
Home Games.....	554-167-20
Memorial Stadium.....	427-144-13
Record in August.....	14-2-0
Record in September.....	182-53-6
Record in October.....	365-150-19
Record in November.....	309-171-15
Record in December.....	24-15-0
Record in January.....	14-21-0
Record in February.....	1-0-0
In Overtime.....	8-7
At Night.....	101-47-3
When Scoring 35+ Points.....	375-10
When Allowing 10 Points or Less... ..	578-47-29
vs. Big Ten Teams.....	124-119-9
» In Big Ten Play (since 2011).....	44-51
» Home.....	24-22
» Away.....	20-27
» Neutral.....	0-2
vs. Ranked Teams.....	105-141-3
» Home.....	51-47-0
» Away.....	28-67-3
» Neutral.....	26-27-0
» as No. 1 Team.....	46-7-1

STREAKS

Consecutive Games Scoring a Point.....	331
Consecutive Home Games Scoring a Point... ..	354
Consecutive Home Sellouts.....	385
Record in Sellout Streak.....	316-69
» vs. Ranked Teams.....	47-36

INDIVIDUAL HONORS

College Football Hall of Fame Players.....	20
College Football Hall of Fame Coaches.....	6
First-Team All-Americans.....	110
Unanimous All-Americans.....	54
CoSIDA Academic All-Americans*.....	108
NCAA Top Ten Award Winners*.....	9
Heisman Trophy Winners.....	3
Walter Camp Award Winners.....	3
Maxwell Trophy Winners.....	1
Outland Trophy Winners*.....	9
Lombardi Trophy Winners.....	5
Butkus Award Winners.....	1
Johnny Unitas Golden Arm Award Winners... ..	1
Davey O'Brien Award Winners.....	1
Rimington Award Winners.....	1
Bednarik Award Winners.....	1
Nagurski Trophy Winners.....	1
Retired Jerseys.....	25
First-Team All-Conference Selections.....	521

*Total leads the nation

2022 NEBRASKA TRANSFERS WITH FBS/FCS EXPERIENCE (ENTERING 2022)

PLAYER	POS.	SCHOOL	GAMES	STARTS
Ochaun Mathis	DL	TCU	38	34
Omar Brown	DB	Northern Iowa (FCS)	29	29
Brandon Moore	DB	UCF	27	21
Kevin Williams Jr.	OL	Northern Colorado (FCS)	22	19
Timmy Bleekrode	PK	Furman (FCS)	21	18
Brian Buschini	P	Montana (FCS)	15	15
Devin Drew	DL	Texas Tech	23	12
Casey Thompson	QB	Texas	19	10
Marcus Washington	WR	Texas	31	8
Isaiah Garcia-Castaneda	WR	New Mexico State	12	7
Trey Palmer	WR	LSU	28	5
Hunter Anthony	OL	Oklahoma State	23	5
Chubba Purdy	QB	Florida State	4	1
Brady Weas	LS	Georgetown (FCS)	31	0
Stephon Wynn Jr.	DL	Alabama	21	0
Anthony Grant	RB	Florida State	12	0
Tommi Hill	DB	Arizona State	11	0
Kaine Williams	DB	Alabama	1	0
18 players		15 schools	368	184

- Edge rusher **Ochaun Mathis** is the most heralded of the newcomers on defense. Mathis came to Nebraska with 30.5 career tackles for loss. He has 22 tackles and a sack this season. Mathis was a two-time All-Big 12 selection at TCU. On3 ranked Mathis as the most impactful edge transfer in the country for the 2022 season, while ESPN ranked him as the No. 7 newcomer in the country. Mathis was one of 85 players nationally named to the watch list for the Bronko Nagurski Trophy, which is presented annually to the National Defensive Player of the Year.
- Also on the defensive line, the Huskers added Power Five transfers **Devin Drew** and **Stephon Wynn Jr.** Drew played in 23 games and started 12 contests in two seasons at Texas Tech, finishing with 55 tackles. Wynn spent four seasons at Alabama and made 16 tackles over 21 games. This season, Wynn has 19 tackles, including a career-high nine against Georgia Southern. Drew has made five stops and a TFL.
- Cornerback **Tommi Hill** has started all four games and has 17 tackles and a team-high four pass breakups. Hill played in 11 games as a freshman at Arizona State in 2021, with nine tackles.
- Place-kicker **Timmy Bleekrode** joined the roster as an FCS transfer from Furman, where he was 15-of-18 on field goals last season. Bleekrode is 17-of-17 on PAT attempts and 1-of-3 on field goals on the season.
- Punter **Brian Buschini** is a first-year FCS transfer from Montana. Buschini has been outstanding in 2022, averaging 45.2 yards per punt with six punts downed inside the 20. Buschini had a career-long 65-yard punt against Georgia Southern.
- Buschini ranks 18th in the nation in punting average and Nebraska is 40th in net punting.
- Buschini was the 2021 FCS Punter of the Year. He ranked third nationally with an average of 46.0 yards per punt last season, and Buschini placed 30 of his 69 punts inside the opponent's 20-yard line. Buschini was named to the preseason watch list for the 2022 Ray Guy Award in July.
- Georgetown transfer **Brady Weas** is Nebraska's starting long snapper on its punting unit.

REIMER & HENRICH AMONG NATION'S TOP TACKLING DUOS

Nebraska returned its top two tacklers from last season in linebackers **Luke Reimer** and **Nick Henrich**. Reimer led Nebraska with 108 tackles, while Henrich was second with 99 tackles in 2021. Through four games, Reimer leads Nebraska with 39 tackles, including 15 against Northwestern. Henrich had nine tackles in the opener against Northwestern before missing two games with an injury. He returned with six tackles against Oklahoma.

- Reimer's 39 tackles in the first four games are the most by a Husker through four games since Lavonte David had 44 tackles in the first four games in 2010.
- Reimer and Henrich combined for 207 tackles in 2021. The 207 tackles rank as the sixth-highest returning total by two FBS teammates from the 2021 season.

NATION'S TOP RETURNING TACKLER TANDEM FROM 2021

RK	TEAM	PLAYERS	2021 TACKLES
1.	Iowa	Jack Campbell & Seth Benson	248
2.	Alabama	Henry To'oTo'o & Will Anderson Jr.	214
	Bowling Green	Darren Anders & Brocke Horne	214
4.	Tennessee	Jeremy Banks & Aaron Beasley	212
5.	UTEP	Breon Hayward & Tyrice Knight	210
6.	Nebraska	Luke Reimer & Nick Henrich	207
	Marshall	Abraham Beauplan & Eli Neal	207

- This season, Reimer and Henrich aim to become the first pair of Husker teammates to each have 100 tackles in a season since Barrett Ruud (149) and Demorrio Williams (128) in 2003.
- Reimer has totaled at least 10 tackles seven times in his career, while Henrich has recorded four games with double-figure tackles.
- Reimer had 19 tackles against Purdue last year, a Nebraska record in a Big Ten Conference game.
- Reimer, a member of the 2022 Butkus and Bednarik Award watch lists, ranked in the top 30 nationally last season in tackles per game (23rd, 9.1) and forced fumbles per game (29th, 0.3).
- Reimer is quickly ascending the Nebraska career tackles list. With 198 career tackles, he has cracked the top 50 on the NU career chart and is two tackles from becoming the 41st Husker with 200 career tackles.

FOUR HUSKER VETERANS SERVING AS 2022 TEAM CAPTAINS

Linebacker **Nick Henrich**, edge rushers **Garrett Nelson** and **Caleb Tannor** and tight end **Travis Vokolek** are team captains for the 2022 season. The four captains were selected by a vote of their teammates. Each of the four players are in at least their fourth season in the Husker program and have played a combined 124 games at Nebraska, including 74 starts among the group.

- An Omaha native, Henrich made 99 tackles during the 2021 season and has 15 career starts at Nebraska. In addition to his on-field success, Henrich earned his degree in psychology in just three years and is taking graduate classes. Henrich's selection marks the fourth time in the past five seasons that a linebacker has served as a Husker team captain.
- Nelson is in his fourth year at Nebraska and has 23 career starts. The Scottsbluff, Neb., native is a two-time academic All-Big Ten selection and earned his degree in finance in May of 2022. The selection of Nelson and Henrich as captains marks the first time since 2018 season Nebraska has had at least two in-state captains. Three native Nebraskans served as captains in 2018.
- Tannor is in his fifth season in the Nebraska program and has played in 48 games with 26 career starts. A native of Stone Mountain, Ga., Tannor graduated with his degree in child, youth and family sciences in December of 2021. He is the second Husker captain from Georgia in the past four years, joining 2019 team captain Mo Barry.
- Vokolek is in his fourth season in the Husker program and his sixth season of college football. Vokolek has played in 38 games during his college career, including 19 games at Nebraska. A two-time Academic All-Big Ten selection, Vokolek graduated in August of 2021 with a degree in child, youth and family studies. His selection marks the second straight season Nebraska has had a tight end serve as a captain, following Austin Allen in 2021.

HUSKER ROSTER FEATURES 26 COLLEGE GRADUATES

Nebraska football has continued its tradition of dedicated student-athletes, as a total of 26 Huskers - including grad transfers - will play the 2022 season as college graduates.

- According to research by the National Football Foundation, Nebraska has the most college graduates on its roster of any FBS program.
- This marks the second straight season that Nebraska has had at least 20 graduates on its active roster, as the Huskers had 20 players who played as graduate students during the 2021 season.

FIVE NEW MEMBERS OF 2022 COACHING STAFF

Nebraska's coaching staff featured several new faces this fall. In addition to Mickey Joseph who is serving as the interim head coach, and Bill Busch who has taken over as defensive coordinator, other new assistants for 2022 included offensive coordinator **Mark Whipple**, running backs coach **Bryan Applewhite**, and offensive line coach **Donovan Raiola**.

- Whipple is a 40-year coaching veteran who has won 137 games as a collegiate head coach, including the 1998 Division I-AA (now FCS) national championship. The offensive coordinator at Pittsburgh the past three seasons, Whipple helped the Panthers to the 2021 ACC title. Pitt had the Johnny Unitas Golden Arm Award winner (Kenny Pickett) and the Biletnikoff Award winner (Jordan Addison) last season.

COLLEGE GRADUATES ON NEBRASKA'S ROSTER

- | | |
|---|--|
| <ul style="list-style-type: none"> • Hunter Anthony (Oklahoma State) • Jake Archer • Broc Bando • Brant Banks • Brody Belt • Timmy Bleekrode (Furman) • Ian Boerkircher • Chancellor Brewington (Northern Arizona) • Colton Feist • Nick Henrich • Trent Hixson • Chris Kolarevic (Northern Iowa) • Wyatt Liewer | <ul style="list-style-type: none"> • Oliver Martin • Ochaun Mathis (TCU) • Eteva Mauga-Clements • Brandon Moore (UCF) • Cade Mueller • Garrett Nelson • Mosai Newsom • Caleb Tannor • Casey Thompson (Texas) • Travis Vokolek • Brady Weas (Georgetown) • Kevin Williams Jr. (Northern Colorado) • Stephon Wynn Jr. (Alabama) |
|---|--|

CHARTING THE HUSKERS

ALL-TIME WINS

RK.	SCHOOL	WINS
1.	Michigan	980
2.	Ohio State	946
	Alabama	946
4.	Notre Dame	932
5.	Oklahoma	931
6.	Texas	930
7.	Penn State	913
8.	Nebraska	909

CONFERENCE TITLES

RK.	SCHOOL	TITLES
1.	Oklahoma	50
2.	Nebraska	46
3.	Michigan	43

AP NATIONAL TITLES

RK.	SCHOOL	TITLES
1.	Alabama	12
2.	Notre Dame	8
3.	Oklahoma	7
4.	Miami	5
	Ohio State	5
	USC	5
t-7.	Nebraska	4

COACHES POLL NATIONAL TITLES

RK.	SCHOOL	TITLES
1.	Alabama	11
2.	Oklahoma	6
3.	USC	5
t-4.	Nebraska	4

BOWL APPEARANCES

RK.	SCHOOL	APP.
1.	Alabama	67
2.	Texas	57
3.	Georgia	56
4.	Oklahoma	55
5.	Tennessee	54
t-6.	Nebraska	53

HEISMAN TROPHY WINNERS

RK.	SCHOOL	WINNERS
1.	Notre Dame	7
	Ohio State	7
	Oklahoma	7
4.	USC	6
5.	Alabama	4
t-6.	Nebraska	3

NFL DRAFT PICKS

RK.	SCHOOL	PICKS
1.	Notre Dame	522
2.	USC	519
3.	Ohio State	479
4.	Oklahoma	409
5.	Michigan	392
6.	Alabama	391
7.	Penn State	375
8.	LSU	369
9.	Florida	367
10.	Nebraska	366

CHARTING THE HUSKERS

CONSECUTIVE HOME SELLOUTS

RK.	SCHOOL	SELLOUTS
1.	Nebraska	385
2.	Oklahoma	141

NATIONAL TITLES SINCE 1970

RK.	SCHOOL	TITLES
1.	Alabama	12
2.	Nebraska	5
	Miami	5

WINS SINCE 1970

RK.	SCHOOL	WINS
1.	Oklahoma	496
2.	Ohio State	493
3.	Alabama	483
4.	Nebraska	475
5.	Michigan	463

WINS THE LAST 50 SEASONS

RK.	SCHOOL	WINS
1.	Ohio State	469
	Alabama	469
3.	Oklahoma	467
4.	Nebraska	442
5.	Georgia	437

9-WIN SEASONS

RK.	SCHOOL	SEASONS
1.	Alabama	52
2.	Nebraska	50
3.	Oklahoma	49

10-WIN SEASONS

RK.	SCHOOL	SEASONS
1.	Oklahoma	42
2.	Alabama	41
3.	Michigan	30
4.	Ohio State	29
5.	Nebraska	27

WEEKS RANKED IN AP POLL

RK.	SCHOOL	WEEKS
1.	Ohio State	954
2.	Michigan	891
3.	Oklahoma	881
4.	Notre Dame	850
5.	Alabama	845
6.	USC	791
7.	Texas	750
8.	Nebraska	730
9.	Penn State	668

WEEKS RANKED NO. 1 IN AP POLL

RK.	SCHOOL	WEEKS
1.	Alabama	138
2.	Ohio State	105
3.	Oklahoma	101
4.	Notre Dame	98
5.	USC	91
6.	Florida State	72
7.	Nebraska	70
8.	Miami	68

ALL-TIME LONGEST STREAKS WITHOUT BEING SHUT OUT

RK.	PLAYER	YEAR BEGAN	YEAR ENDED	GAMES
1.	Florida	1988	Active	427
2.	TCU	1992	Active	370
3.	Michigan	1984	2014	365
4.	BYU	1975	2003	361
5.	Virginia Tech	1995	Active	350
6.	Georgia	1995	Active	347
7.	Nebraska	1996	Active	331
8.	Boise State	1997	Active	315
9.	Oklahoma	1998	Active	310
10.	Air Force	1992	2017	306

- Applewhite came to Nebraska after two seasons as the running backs coach at TCU. He helped the Horned Frogs rank in the top 30 nationally in rushing in both 2020 and 2021. In Applewhite's final season, two TCU running backs posted yards-per-carry averages that ranked among the top five marks in school history.
- Busch owns more than 30 seasons of collegiate experience, and he is in his third coaching stint at Nebraska. Busch served as a Husker graduate assistant in the 1990s and as the special teams coordinator from 2004 to 2007. Before working as a defensive analyst for Nebraska in 2021, Busch coached the safeties for three seasons at LSU from 2018 to 2020.
- Raiola is the younger brother of former Husker All-America center Dominic Raiola. Donovan came to Nebraska after spending the past three seasons as the assistant offensive line coach for the Chicago Bears, helping the Bears to a pair of playoff appearances. Raiola was a three-time All-Big Ten offensive lineman at Wisconsin.
- Three of the new staff members brought a national championship pedigree to the Husker staff. Busch and Joseph were both members of LSU's 2019 national championship team, while Whipple helped Pitt to an ACC championship last season. Whipple also won an FCS national championship as the head coach of Massachusetts.
- With the additions of Whipple and Joseph, members of Nebraska's 2022 staff have coached two of the last three Biletnikoff Award winners as the nation's top wide receiver.

HUSKER STREAKS CONTINUE IN 2022 SEASON

Nebraska owns impressive streaks in the 2022 season, most notably an NCAA record sellout streak at Memorial Stadium.

- Nebraska has sold out 385 consecutive games at Memorial Stadium, dating from the next-to-last home game of the 1962 season through the Oklahoma game.
- The Huskers have scored in 331 consecutive games. The streak is the longest in school history, the seventh-longest in FBS history and the fifth-longest active streak. The last time Nebraska was shut out was a 19-0 loss at No. 17 Arizona State on Sept. 21, 1996.
- Nebraska has also scored in 354 consecutive home games, a school record. The last time the Huskers were shut out at home came on Nov. 9, 1968, against Kansas State (12-0 loss).

NEBRASKA RANKS AMONG TOP ALL-TIME PROGRAMS

Nebraska has historically been one of the top programs in college football history.

- Nebraska ranks eighth in NCAA history with 909 wins and sixth with 53 all-time bowl game appearances.
- NU has won five national championships. The Huskers' four AP national titles (1970, 1971, 1994, 1995) rank seventh all-time and NU's four coaches poll titles (1971, 1994, 1995, 1997) rank fourth.
- Nebraska's 46 conference titles rank second in NCAA history.
- The success extends to the classroom as well. Husker football has produced 108 CoSIDA Academic All-Americans, the most of any sport in NCAA history. Nebraska football has produced nine NCAA Top 10 Award winners, the most of any sport in NCAA history.
- Nebraska owns the NCAA record with 17 NCAA Top 10 Award Winners, which is considered the "Heisman Trophy" of academics for NCAA student-athletes.
- Nebraska football has produced nine NCAA Top 10 Award winners, the most of any single team in NCAA history.

MEMORIAL STADIUM PROVIDES BIG HOME-FIELD ADVANTAGE

Nebraska has enjoyed much success in its history when playing at home in Memorial Stadium.

- Since 1970, NU is 285-63 (.819) at Memorial Stadium and has posted 41 perfect home seasons.
- The Huskers are 554-167-20 all-time in Lincoln (.761 in 131 years). Nebraska is 427-144-13 in Memorial Stadium (.742 in 99 years dating back to 1923).
- The Huskers are 48-10 all-time in Memorial Stadium night games.

HOME OF THE HUSKERS



Memorial Stadium's history dates nearly 100 years. In the fall of 1922, a drive for \$430,000 in stadium construction funds was undertaken by faculty, students, alumni and friends of the University.

The stadium was named Memorial Stadium to honor all Nebraskans who served in the Civil and Spanish-American Wars; the 751 Nebraskans who died in World War I; the 3,839 in World War II; the 225 in Korea; the 422 in Vietnam; and those in Iraq.

Construction was completed in a few more than 90 working days and Memorial Stadium was dedicated on Oct. 20, 1923, at the Homecoming game in which Nebraska was held to a scoreless tie by Kansas.

The field at Memorial Stadium was named Tom Osborne Field - after the Huskers' legendary Hall-of-Fame coach - in 1998, one year after Osborne's retirement following 25 years and 255 victories as head coach.

TOP 10 HOME CROWDS

RK.	DATE	OPPONENT	ATT.
1.	Sept. 20, 2014	Miami	91,585
2.	Sept. 14, 2013	UCLA	91,471
3.	Aug. 30, 2014	Fla. Atlantic	91,441
4.	Nov. 29, 2013	Iowa	91,260
5.	Sept. 27, 2014	Illinois	91,225
6.	Nov. 22, 2014	Minnesota	91,186
7.	Aug. 31, 2013	Wyoming	91,185
8.	Nov. 2, 2013	Northwestern	91,140
9.	Nov. 1, 2014	Purdue	91,107
10.	Oct. 25, 2014	Rutgers	91,088

TOP 5 SEASON ATTENDANCE

RK.	YEAR	GAMES	TOTAL	AVG.
1.	2014	7	638,744	91,249
2.	2013	8	727,466	90,933
3.	2016	7	631,402	90,200
4.	2015	7	629,986	89,998
5.	2017	7	628,583	89,798

LONGEST HOME WIN STREAKS

RK.	BEGAN	ENDED	WINS
1.	Oct. 19, 1991	Oct. 31, 1998	47
2.	Sept. 28, 1901	Oct. 20, 1906	33
3.	Nov. 27, 1998	Nov. 2, 2002	26
4.	Sept. 27, 1969	Nov. 23, 1972	23
5.	Oct. 3, 1981	Nov. 17, 1984	21

All streaks at Memorial Stadium, except for the 33-game streak from 1901 to 1906.

2022 NEBRASKA SEASON NOTEBOOK

SCHEDULE NOTES

- Nebraska is scheduled to play three games against opponents who were ranked in the final 2021 AP poll. The Huskers played Oklahoma (10th) on Sept. 17, and take on Michigan (3rd) on Nov. 12 and Iowa (23rd) on Nov. 25. Michigan (8th) and Oklahoma (9th) each appeared in the 2022 preseason AP poll.
- In addition to the three ranked opponents from last season, Nebraska will face Wisconsin, Minnesota and Purdue, who were all among the top four teams receiving votes outside of the top 25.

COACHING STAFF NOTES

- Nebraska's staff includes former Huskers **Mickey Joseph** (1987-91) and **Barrett Ruud** (2001-04), while **Donovan Raiola** is the younger brother of former Husker All-America center Dominic Raiola.
- Nebraska added five new coaches to its staff in 2022, including four to the offensive staff. **Mark Whipple** (offensive coordinator), **Bryan Applewhite** (running backs), **Mickey Joseph** (wide receivers) and **Donovan Raiola** (offensive line) are all in their first season at Nebraska. **Bill Busch** began the season as the Huskers' special teams coordinator, and moved to defensive coordinator after four games. He was a special teams analyst in 2021.
- Whipple was also a semifinalist for the Broyles Award in 2021, an award presented annually to the nation's top assistant coach. In addition to Whipple, while **Bill Busch** was named the National Defensive Backs Coach of the Year in 2012 at Utah State.

ROSTER NOTES

- Nebraska's roster features 151 players. A player's class reflects the fact that the 2020 season did not count as a year of eligibility.

HUSKER ROSTER CLASS BREAKDOWN

CLASS	TOTAL	% OF ROSTER
Freshmen	22	15%
Redshirt Freshmen	49	32%
Total Freshmen	71	47%
Sophomores	39	26%
Juniors	27	18%
Seniors	14	9%

- The Husker roster features 107 returning players and 44 newcomers. Nebraska returns a total of nine starters and 46 letterwinners.
- Nebraska has added 44 players - 22 transfers and 19 true freshmen - since the end of the 2021 season. Among the 22 transfers are 12 FBS transfers, six FCS transfers, three junior college players and one Division III transfer.
- The Huskers added a total of 11 first-year transfers with previous Power Five playing experience at: Alabama (2), Florida State (2), Texas (2), Arizona State, LSU, Oklahoma State, TCU and Texas Tech.
- NU's roster features players from 22 states and two foreign countries (Canada & Germany).

- Nebraska has had a letterwinner from 47 of the 50 states in its history, missing only Idaho, New Hampshire and Rhode Island.
- States with multiple players on the Huskers' 2022 roster include: Nebraska (63), Iowa (11), Georgia (10), Florida (8), Arizona (7), Texas (7), Louisiana (5), New Jersey (5), California (4), Kansas (4), Minnesota (4), Colorado (3), Michigan (3), Missouri (3), Alabama (2), Illinois (2), Oklahoma (2) and South Dakota (2).
- The states of Mississippi, Montana, South Carolina and Wisconsin are each represented with one player on Nebraska's 2022 roster.

ACADEMIC NOTES

- A total of 26 Huskers are playing the 2022 season as graduates, including players who earned their degree at another institution before transferring to Nebraska.

HUSKERS WHO HAVE EARNED DEGREES

» Hunter Anthony	» Oliver Martin
» Jake Archer	» Ochaun Mathis
» Broc Bando	» Eteva Mauga-Clements
» Brant Banks	» Brandon Moore
» Brody Belt	» Cade Mueller
» Timmy Bleekrode	» Garrett Nelson
» Ian Boerkircher	» Mosai Newsom
» Chancellor Brewington	» Caleb Tannor
» Colton Feist	» Casey Thompson
» Nick Henrich	» Travis Vokolek
» Trent Hixson	» Brady Weas
» Chris Kolarevic	» Kevin Williams Jr.
» Wyatt Liewer	» Stephon Wynn Jr.

COLLEGE FB HALL OF FAME

Nebraska All-American and Outland Trophy winner **Zach Wiegert** is one of 21 individuals who will make up the 2022 College Football Hall of Fame Class, including 18 players and three coaches.

Wiegert is the 20th Nebraska player to earn induction into the College Hall of Fame. Nebraska is one of 12 programs nationally with 20 or more players in the College Football Hall of Fame. Wiegert is the seventh Nebraska offensive lineman to join the College Football Hall of Fame. Overall, Nebraska has 26 members of the Hall, including six coaches. Wiegert is the eighth Husker inducted in the past 16 classes, most recently Eric Crouch, who was part of the 2020 class.

The 2022 College Football Hall of Fame Class will be officially inducted at the 64th NFF Annual Awards Dinner on Dec. 6.

Wiegert was a 1994 unanimous first-team All-American and is one of eight Huskers to win the Outland Trophy. He helped lead the Huskers to the 1994 national championship after NU played in the 1993 title game. The Huskers averaged 340 rushing yards per game, and Wiegert led NU with 113 pancake blocks. The leader of the famed 'Nebraska Pipeline' Wiegert earned one first-place vote for the Heisman. In addition to winning the Outland, he was a finalist for the Lombardi Award, a consensus All-American, the UPI Lineman of the Year and the Touchdown Club of Columbus Offensive Lineman of the Year. His No. 72 jersey was retired before the 1995 season.

INTERIM HEAD COACH



MICKEY JOSEPH

- Interim Head Coach
- 0-1 Record at Nebraska
- 3rd Season as a Head Coach
- 13-8 Career Record

Former Husker quarterback Mickey Joseph was named Nebraska's interim head coach on Sept. 11, 2022. He had served as the Huskers' associate head coach, wide receivers coach and passing game coordinator in the first three games of the season. Joseph owns previous experience as a collegiate head coach, leading Langston (Okla.) University to a 13-7 record in two seasons from 2011-12.

Joseph is the third interim head coach to lead the Huskers, joining Bo Pelini (2003 Alamo Bowl win over Michigan State) and Barney Cotton (2014 Holiday Bowl loss to USC).

NEBRASKA (2022)

» Interim Head Coach (Since Sept. 11)

LSU (2017-21)

» Assistant Head Coach (WR) (2020-21)
» Assistant Coach (WR) (2017-19)

LOUISIANA TECH (2016)

» Assistant Coach (RB)

GRAMBLING STATE (2014-15)

» Assistant Coach (WR)/Special Teams Coord.

ALCORN STATE (2013)

» Assistant Head Coach (WR)/
Special Teams Coordinator

LANGSTON (OKLA.) UNIVERSITY (2008-12)

» Head Coach (2011-12)
» Assistant Coach (2008-10)

DESIRE STREET (LA.) ACADEMY (2006-08)

» Head Coach/Athletic Director

CENTRAL OKLAHOMA (2004-05)

» Assistant Coach (RB)

NICHOLLS STATE (2001-03)

» Assistant Coach (QB)

ALABAMA STATE (2000)

» Assistant Coach (WR)

TULANE (1999)

» Graduate Assistant

ARCHBISHOP SHAW (LA.) HS (1998)

» Assistant Coach (QB)

WAYNE STATE COLLEGE (1997)

» Assistant Coach (Run Game Coordinator)

OMAHA NORTH HS (1995-96)

» Assistant Coach (QB/WR)

NEBRASKA ASSISTANT COACHES



MARK WHIPPLE

OFFENSIVE COORDINATOR/ QUARTERBACKS

- 1st Season at Nebraska
- 40th Career Season
- 21 Years as a Head Coach

Whipple is a distinguished coach, winning a Division I-AA national championship as a head coach, a Super Bowl title as an NFL assistant and most recently an ACC title in 2021 as Pitt's offensive coordinator. The 1998 Division I-AA National Coach of the Year, Whipple has been an offensive coordinator at Power Five programs Miami, Nebraska and Pitt. In 2021, Pitt's offense ranked in the top 10 nationally in scoring, passing and total offense.



BRYAN APPLEWHITE

RUNNING BACKS

- 1st Season at Nebraska
- 24th Career Season

Applewhite has a history of producing outstanding running backs. At TCU in 2021, he coached two backs who posted top-five yards-per-carry averages in program history, and he also coached two of the four all-time leading rushers at Wyoming.



SEAN BECKTON

TIGHT ENDS

- 5th Season at Nebraska
- 27th Career Season

Beckton has developed NFL draft picks at three different positions: cornerback, wide receiver and tight end. In 2021, Nebraska's Austin Allen set Husker tight end records for receptions and receiving yards and was the Big Ten Tight End of the Year.



MIKE CASSANO

WIDE RECEIVERS

- 1st Season as Husker Assistant
- 5th Season at Nebraska

Cassano was named wide receivers coach after Mickey Joseph's appointment as interim head coach. Previously a Husker offensive analyst, Cassano owns more than 15 years of experience and was the running backs coach on UMass' 1998 Division I-AA national championship team.



DONOVAN RAIOLA

OFFENSIVE LINE

- 1st Season at Nebraska
- 11th Career Season

Before coming to Nebraska, Raiola spent four seasons in the National Football League, helping the Chicago Bears to a pair of playoff berths. As a player, Raiola was a three-time All-Big Ten selection at Wisconsin and went on to play six seasons in the NFL.



BILL BUSCH

DEFENSIVE COORDINATOR/ SAFETIES

- 1st Year at NU in Current Role
- 10th Season at NU Overall
- 33rd Career Season

A 2019 national champion at LSU, Busch is a veteran college assistant, with extensive defensive and special teams experience. Busch served as special teams coordinator for the first four games before being named defensive coordinator on Sept. 18. Busch is in his third coaching stint at Nebraska. Busch served as a Husker graduate assistant in the 1990s and as special teams coordinator from 2004 to 2007.



MIKE DAWSON

DEFENSIVE LINE / EDGE

- 3rd Year at NU in Current Role
- 4th Year at Nebraska Overall
- 24th Career Season

Dawson boasts four years of National Football League coaching experience, and he has also been a collegiate defensive coordinator. Dawson has experience coaching both defensive linemen and outside linebackers at both the college and NFL levels.



TRAVIS FISHER

CORNERBACKS

- 5th Season at Nebraska
- 10th Career Season

Following a nine-year NFL playing career, Fisher has coached 15 all-conference defensive backs the past six years, including 11 in his first four seasons at Nebraska. All four secondary starters were All-Big Ten in 2020 and three of the four starters were All-Big Ten in 2019 and 2021.



BARRETT RUUD

LINEBACKERS

- 5th Season at Nebraska
- 8th Career Season

Nebraska's all-time leading tackler, Ruud made 432 tackles at NU before totaling 657 tackles in his eight-year NFL career. Ruud pupils Luke Reimer and Nick Henrich entered 2022 as the nation's sixth-highest returning tackle duo after the pair combined for 207 tackles in 2021.



JOEY CONNORS

SPECIAL TEAMS

- Second Season on NU Staff
- Third Year as College Coach

Connors took over responsibility for the Nebraska special teams when Bill Busch assumed control of the Nebraska defense after four games. Connors has been a special teams quality control coach in 2021 and 2022. Connors was a UCF team captain in 2017 and 2018.

SCOUTING THE INDIANA HOOSIERS



Indiana opened the 2022 campaign with wins over Illinois, Idaho and Western Kentucky, before suffering a 45-24 setback on the road at Cincinnati last weekend.

The Hoosiers come into the week averaging 407.5 yards per game, with 114.8 yards per game on the ground and 292.7 yards per game through the air. Connor Bazelak has completed 108-of-202 passes for 1,171 yards, seven touchdowns and four interceptions. Cam Camper has 33 receptions for 418 yards and a touchdown, while Shaun Shivers leads Indiana with 320 rushing yards and three touchdowns on 4.6 yards per carry.

Defensively, Cam Jones paces the Hoosiers with 43 tackles, including two tackles for loss and a sack. Aaron Casey has 31 tackles and a team-high six tackles for loss, followed by Bryant Fitzgerald and Jaylin Williams with 24 and 22 tackles, respectively. Dasan McCullough leads the Indiana defense with three sacks on the season.

9/2	Illinois	W, 23-20
9/10	Idaho	W, 35-22
9/17	W. Kentucky	W, 33-30
9/24	@ Cincinnati	L, 45-24
10/1	@ Nebraska	6:30 p.m.
10/8	Michigan	11 a.m.
10/15	Maryland	TBA
10/22	@ Rutgers	11 a.m.
11/5	Penn State	TBA
11/12	@ Ohio State	TBA
11/19	@ Michigan State	TBA
11/26	Purdue	TBA

HEAD COACH INFORMATION



HEAD COACH
TOM ALLEN

- Sixth Season at Indiana (29-33 Record)
- Sixth Career Season (Same)

Tom Allen has been the Head Coach of the Indiana Hoosiers since the end of the 2016 season after serving as the associate head coach and defensive coordinator for IU at the start of that season.

Prior to his time with Indiana, Allen served as the defensive coordinator for South Florida, the linebackers coach and special teams coordinator for Mississippi, the Arkansas State assistant head coach and the defensive coordinator and linebackers coach at Drake.

Since taking over during the bowl game in 2016, Allen has led the Hoosiers to three bowl games including the Foster Farms Bowl (2016), Gator Bowl (2019) and the Outback Bowl (2020).

TOM ALLEN VS. NEBRASKA

Tom Allen will face Nebraska for the second time as a head coach on Saturday. Allen holds a 1-0 record against the Huskers after the Hoosiers notched a 38-31 victory in Lincoln in 2019.

2022 INDIANA STAT LEADERS

RUSHING	ATT.	YDS	YPC	YPG	TD
Shaun Shivers	69	320	4.6	80.0	3
Josh Henderson	36	159	4.4	39.8	2
Jaylin Lucas	4	16	4.0	5.3	0

PASSING	CMP-ATT-INT	PCT	YDS	YPG	TD
Connor Bazelak	108-202-4	53.5	1171	292.8	7

RECEIVING	REC.	YDS	YPC	YPG	TD
Cam Camper	33	418	12.7	104.5	1
D.J. Matthews Jr.	17	198	11.7	49.5	2
AJ Barner	10	98	9.8	24.5	1
Emery Simmons	9	92	10.2	23.0	0
Donavan McCulley	6	85	14.2	21.3	0

PUNTING	NO.	YDS	AVG	LG	I20	50+
James Evan	19	833	43.8	53	7	7

PUNT RET.	NO.	YDS	AVG	TD
D.J. Matthews Jr.	2	70	23.3	0
Omar Cooper Jr.	4	63	15.8	0

KICK RET.	NO.	YDS	AVG	TD
Jaylin Lucas	3	70	23.3	0
Omar Cooper Jr.	4	63	15.8	0

FIELD GOALS	FG-ATT	PCT	LG
Charles Campbell	8-9	88.9	51

TACKLES	TACK	TFL	SCK
Cam Jones	43	2.0	1.0
Aaron Casey	31	6.0	0.5
Bryant Fitzgerald	24	0.5	0.5
Jaylin Williams	22	1.5	0
Devon Matthews	19	1.0	0
Tiawan Mullen	19	0	0

2022 STATISTICAL RANKING COMPARISON						
NEB	NAT.	B1G	CATEGORY	B1G	NAT.	IU
193.5	35th	6th	Rushing Offense	13th	108th	114.8
257.5	58th	7th	Passing Offense	5th	28th	292.8
451.0	43rd	7th	Total Offense	11th	74th	407.5
30.5	71st	8th	Scoring Offense	10th	83rd	28.8
233.5	127th	14th	Rushing Defense	11th	77th	149.5
280.5	115th	14th	Pass Defense	10th	101st	279.8
514.0	127th	14th	Total Defense	13th	109th	429.2
35.5	114th	14th	Scoring Defense	13th	88th	29.2
52.6%	10th	3rd	3rd-Down Offense	4th	31st	47.3%
52.5%	126th	14th	3rd-Down Defense	12th	95th	41.3%
85.7%	62nd	8th	Red Zone Offense	11th	113th	72.2%
83.3%	64th	12th	Red Zone Defense	10th	54th	81.2%
41.3	40th	8th	Net Punting	10th	72nd	39.1
-1.0	131st	14th	Punt Returns	10th	107th	4.8
15.3	120th	14th	Punt Return Defense	12th	82nd	8.3
17.8	101st	12th	Kickoff Returns	10th	72nd	39.1
11.8	5th	1st	Kick Return Defense	3rd	36th	18.3
5.8	38th	7th	Penalties	4th	15th	4.5
41.8	25th	4th	Penalty Yards	6th	35th	45.8
5	83rd	11th	Turnovers Gained	4th	36th	7
7	80th	9th	Turnovers Lost	11th	98th	8
-0.5	89th	12th	Turnover Margin	10th	77th	-0.25

INDIANA INFORMATION

Indiana has fielded a football team since 1900. IU has amassed over 500 wins as a program since. The Hoosiers have won two conference titles, once in 1945 and again in 1967.

The Hoosiers have made 13 bowl games, claiming three wins. IU's last bowl appearance came in 2020 when Indiana took on Ole Miss in the Outback Bowl. The Hoosiers ended up falling to the Rebels, 26-20.

- **First Year:** 1900
- **All-Time Record:** 505-696-44
- **Bowl Record:** 3-10
- **Conference Titles:** 2
- **National Titles:** 0
- **Stadium:** Memorial Stadium
- **Capacity:** 52,656
- **Playing Surface:** FieldTurf
- **Location:** Bloomington, Indiana
- **Enrollment:** 48,514
- **Color:** Cream & Crimson

THE LAST TIME AN INDIVIDUAL...

OFFENSE

100 YARDS RUSHING

Nebraska: Anthony Grant (138), vs. Georgia Southern (Sept. 10, 2022)
Opponent: Eric Gray (113), vs. Oklahoma (Sept. 17, 2022)

200 YARDS RUSHING

Nebraska: Ameer Abdullah (225), vs. Rutgers (Oct. 25, 2014)
Opponent: Braelon Allen (228), at Wisconsin (Nov. 20, 2021)

300 YARDS RUSHING

Nebraska: Roy Helu Jr. (307), vs. Missouri (Oct. 30, 2010)
Opponent: Melvin Gordon (408), at Wisconsin (Nov. 15, 2014)

4 RUSHING TOUCHDOWNS

Nebraska: Ameer Abdullah (4), at Northwestern (Oct. 18, 2014)
Opponent: Melvin Gordon (4), at Wisconsin (Nov. 15, 2014)

MORE THAN 4 RUSHING TOUCHDOWNS

Nebraska: Calvin Jones (6), at Kansas (Nov. 9, 1991)
Opponent: Chris Brown (6), at Colorado (Nov. 23, 2001)

300 YARDS PASSING

Nebraska: Casey Thompson (318), vs. Georgia Southern (Sept. 10, 2022)
Opponent: Kyle Vanstrece (409), Georgia Southern (Sept. 10, 2022)

400 YARDS PASSING

Nebraska: Tanner Lee, at Purdue (431), Oct. 28, 2017
Opponent: Kyle Vanstrece (409), Georgia Southern (Sept. 10, 2022)

500 YARDS PASSING

Nebraska: Joe Ganz (510), vs. Kansas State (Nov. 10, 2007)
Opponent: Tim Rattay (590), Louisiana Tech (Aug. 29, 1998)

30 COMPLETIONS

Nebraska: Tanner Lee (32), at Purdue (Oct. 28, 2017)
Opponent: Kyle Vanstrece (37), Georgia Southern (Sept. 10, 2022)

40 COMPLETIONS

Nebraska: Never Happened
Opponent: Clayton Thorson (41), at Northwestern (Oct. 13, 2018)

4 PASSING TOUCHDOWNS

Nebraska: Ryker Fyfe (4), at Purdue (Oct. 31, 2015)
Opponent: J.T. Barrett (5), Ohio St. (Oct. 14, 2017)

MORE THAN 4 PASSING TOUCHDOWNS

Nebraska: Joe Ganz (7), vs. Kansas St. (Nov. 10, 2007)
Opponent: J.T. Barrett (5), Ohio State, Oct. 14, 2017

TD PASS BY A NON-QUARTERBACK

Nebraska: De'Mornay Pierson-El (WR), at Northwestern (Oct. 18, 2014)
Opponent: Brayden Willis (TE), vs. Oklahoma Missouri (Sept. 17, 2022)

10 RECEPTIONS

Nebraska: Trey Palmer (10), vs. Oklahoma (Sept. 17, 2022)
Opponent: Derwin Burgess Jr. (12), Georgia Southern (Sept. 10, 2022)

100 RECEIVING YARDS

Nebraska: Marcus Washington (123), vs. Georgia Southern (Sept. 10, 2022)
Opponent: Derwin Burgess Jr. (119), Georgia Southern (Sept. 10, 2022)

200 RECEIVING YARDS

Nebraska: JD Spielman (209), at Wisconsin (Oct. 6, 2018)
Opponent: Jaxon Smith-Njigba (240), vs. Ohio State (Nov. 6, 2021)

3 RECEIVING TOUCHDOWNS

Nebraska: Brandon Kinnie (3), at Oklahoma State (Oct. 23, 2010)
Opponent: Dezmon Briscoe (3), at Kansas (Nov. 3, 2007)

500 TOTAL OFFENSE YARDS

Nebraska: Joe Ganz (521), at Colorado (Nov. 23, 2007)
Opponent: Tim Rattay (568), Louisiana Tech (Aug. 29, 1998)

LONG OFFENSIVE PLAYS

60-69 YARD RUN

Nebraska: Jaquez Yant (64), vs. Northwestern (Oct. 2, 2021)
Opponent: Dillon Gabriel (61), vs. Oklahoma (Sept. 17, 2022)

70-79 YARD RUN

Nebraska: Adrian Martinez (71), vs. Buffalo (Sept. 11, 2021)
Opponent: Braelon Allen (71, TD), at Wisconsin (Nov. 20, 2021)

80-89 YARD RUN

Nebraska: Zavier Betts (83-TD), vs. Northwestern (Oct. 2, 2021)
Opponent: Jonathan Taylor (88, TD), at Wisconsin (Oct. 6, 2018)

90-99 YARD RUN

Nebraska: Taylor Martinez (92, TD), at UCLA (Sept. 8, 2012)
Opponent: Eli Roberson (91, TD), Kansas St. (Nov. 16, 2002)

60-69 YARD PASS

Nebraska: Martinez to Toure (2) (68, TDs), vs. Buffalo, (Sept. 11, 2021)
Opponent: Morgan to Autman-Bell (69), Minnesota (Oct. 20, 2018)

70-79 YARD PASS

Nebraska: Martinez to Toure (72 yards), vs. Ohio State (Nov. 6, 2021)
Opponent: Stroud to Smith-Njigba (75 yards), vs. Ohio St. (Nov. 6, 2021)

80-89 YARD PASS

Nebraska: Lee to Morgan Jr. (80, TD), vs. Wisconsin (Oct. 7, 2017)
Opponent: Plummer to Bell (89, TD), at Purdue (Dec. 5, 2020)

90-99 YARD PASS

Nebraska: Armstrong Jr. to Enunwa (99, TD), vs. Georgia (Jan. 1, 2014)
Opponent: Montez to Nixon (96, TD), at Colorado (Sept. 7, 2019)

DEFENSE

15 TACKLES

Nebraska: Luke Reimer (15), vs. Northwestern (Aug. 27, 2022)
Opponent: Jack Campbell (16), vs. Iowa (Nov. 26, 2021)

20 TACKLES

Nebraska: Lee Kunz (23), at Oklahoma (Nov. 25, 1977)
Opponent: Ryan Greenhagen (31), Fordham (Sept. 4, 2021)*
 *-opponent school record

3.0 OR MORE SACKS

Nebraska: Randy Gregory (3.0), at Michigan (Nov. 9, 2013)
Opponent: Mustaf Johnson (3.0), at Colorado (Sept. 7, 2019)

5 OR MORE TFLs

Nebraska: Cianté Evans (5), vs. Northwestern (Nov. 2, 2013)
Opponent: A.J. Epenesa (5), Iowa (Nov. 29, 2019)

5 PASS BREAKUPS

Nebraska: Dicaprio Bootle (5), at Michigan (Sept. 22, 2018)
Opponent: Never Happened

2 INTERCEPTIONS

Nebraska: Marques Buford Jr. (2), vs. Georgia Southern (Sept. 10, 2022)
Opponent: Collin Wilder (2), at Wisconsin (Nov. 20, 2021)

MORE THAN 2 INTERCEPTIONS

Nebraska: Matt O'Hanlon (3), vs. Oklahoma (Nov. 7, 2009)
Opponent: Anthony Brown (3), at Purdue (Oct. 31, 2015)

RETURNED AN INTERCEPTION FOR A TOUCHDOWN

Nebraska: Cam Taylor-Britt (38 yds), vs. Iowa (Nov. 29, 2019)
Opponent: Jalen Graham (45 yards), Purdue (Oct. 30, 2021)

RETURNED A FUMBLE FOR A TOUCHDOWN

Nebraska: Deontai Williams (26 yards) vs. Penn State (Nov. 14, 2020)
Opponent: Calvin Hart Jr. (41 yards) at Illinois (Aug. 28, 2021)

SPECIAL TEAMS

PUNT RETURN TOUCHDOWN

Nebraska: JD Spielman (76 yds), vs. South Alabama (Aug. 31, 2019)
Opponent: Jayden Reed (62 yards), at Michigan State (Sept. 25, 2021)

KICKOFF RETURN TOUCHDOWN

Nebraska: JD Spielman (99 yds), vs. Arkansas St. (Sept. 2, 2017)
Opponent: Stephen Bracey (91 yards), at Wisconsin (Nov. 20, 2021)

BLOCKED PUNT

Nebraska: Javin Wright (1), vs. North Dakota (Sept. 3, 2022)
Opponent: Joe Evans (1), vs. Iowa (Nov. 26, 2021)

BLOCKED PUNT RETURNED FOR TOUCHDOWN

Nebraska: Justin Blatchford (25 yds), at Baylor (Oct. 31, 2009)
Opponent: Kyle Fisher (14 yds), vs. Iowa (Nov. 26, 2021)

THE LAST TIME A TEAM...

OFFENSE

300 YARDS RUSHING

Nebraska: vs. Northwestern, Oct. 2, 2021 (427)
Opponent: vs. Oklahoma, Sept. 17, 2022 (312)

400 YARDS RUSHING

Nebraska: vs. Northwestern, Oct. 2, 2021 (427)
Opponent: at Minnesota, Nov. 11, 2017 (409)

500 YARDS RUSHING

Nebraska: at Baylor, Oct. 13, 2001 (641)
Opponent: at Wisconsin, Nov. 15, 2014 (581)

300 YARDS PASSING

Nebraska: vs. Georgia Southern, Sept. 10, 2022 (318)
Opponent: vs. Georgia Southern, Sept. 10, 2022 (409)

400 YARDS PASSING

Nebraska: at Wisconsin, Oct. 6, 2018 (407)
Opponent: vs. Georgia Southern, Sept. 10, 2022 (409)

500 YARDS PASSING

Nebraska: vs. Kansas State, Nov. 10, 2007 (519)
Opponent: Louisiana Tech, Aug. 29, 1998 (590)

600 YARDS OF OFFENSE

Nebraska: vs. Northwestern, Oct. 2, 2021 (657)
Opponent: vs. Georgia Southern, Sept. 10, 2022 (642)

700 YARDS OF OFFENSE

Nebraska: vs. Florida Atlantic, Aug. 30, 2014 (784 yards)
Opponent: Never accomplished

50 POINTS

Nebraska: vs. Northwestern, Oct. 2, 2021 (Nebraska won, 56-7)
Opponent: Ohio State, Oct. 24, 2020 (Ohio State won 52-17)

60 POINTS

Nebraska: vs. Idaho State, Sept. 22, 2012 (Nebraska won, 73-7)
Opponent: at Ohio State, Nov. 5, 2016 (Ohio State won 62-3)

TWO 100-YARD RUSHERS

Nebraska: at Rutgers, Dec. 18, 2020 (Mills, Martinez)
Opponent: Illinois, Nov. 21, 2020 (Epstein, Brown)

THREE 100-YARD RUSHERS

Nebraska: vs. Minnesota, Oct. 20, 2018 (Ozigbo, Martinez, Washington)
Opponent: Wisconsin, Dec. 1, 2012 (Gordon, Ball, White)

TWO 100-YARD RECEIVERS

Nebraska: at Wisconsin, Nov. 20, 2021 (Allen, Toure)
Opponent: Ohio State, Oct. 24, 2020 (Wilson, Olave)

BLOCKED PUNT FOR A SAFETY

Nebraska: Marquel Dismuke (1) vs. Illinois (Nov. 10, 2018)
Opponent: Keandre Jones (1), Ohio St. (Nov. 3, 2018)

BLOCKED FIELD GOAL

Nebraska: Cam Taylor-Britt (1), at Michigan State (Sept. 25, 2021)
Opponent: Jalen McKie (1) & Antonio Jones-Davis (1), No. Ill. (Sept. 14, 2019)

BLOCKED FG RETURNED FOR TOUCHDOWN

Nebraska: Nathan Gerry (85 yds) vs. Minnesota (Nov. 22, 2014)
Opponent: Never Happened

DEFENSE

POSTED A SHUTOUT

Nebraska: vs. Arizona, Dec. 30, 2009 (33-0)
Opponent: Arizona State, Sept. 21, 1996 (19-0)

RECORDED A DEFENSIVE SAFETY

Nebraska: vs. Arizona, Dec. 30, 2009 (33-0)
Opponent: Minnesota, Oct. 16, 2021 (23-30)

2 DEFENSIVE TOUCHDOWNS

Nebraska: vs. South Alabama, Aug. 31, 2019 (1 IR, 1 fumble return)
Opponent: Northern Illinois, Sept. 16, 2017 (2 interception returns)

4 INTERCEPTIONS

Nebraska: vs. Wyoming, Sept. 10, 2016 (5)
Opponent: Purdue, Oct. 30, 2021 (4)

15 TFLs

Nebraska: at Michigan, Nov. 9, 2013 (16)
Opponent: vs. Oklahoma, Dec. 4, 2010 (17)

7 OR MORE SACKS

Nebraska: vs. Colorado, Sept. 8, 2018 (7)
Opponent: at Michigan State, Sept. 25, 2021 (7)

15 PASS BREAKUPS

Nebraska: Kansas, Oct. 2, 2004 (17)
Opponent: Never Happened

MISCELLANEOUS

SAFETY OF ANY KIND

Nebraska: Blocked Punt vs. Illinois (Nov. 10, 2018)
Opponent: Sack in End Zone by Minnesota (Oct. 16, 2021)

WAS NOT PENALIZED

Nebraska: vs. Maine, Sept. 3, 2005
Opponent: Iowa, Sept. 4, 1999

OVERCAME A HALFTIME DEFICIT TO WIN

Nebraska: at Rutgers, Dec. 18, 2020 (trailed, 14-7, won 28-21)
Opponent: Purdue, Oct. 30, 2021 (trailed, 17-14, won 28-23)

WON WHEN TRAILING AFTER 3 QUARTERS

Nebraska: at Illinois, Sept. 21, 2019 (trailed 35-27, won 42-38)
Opponent: Northwestern, Aug. 27, 2022 (trailed 28-24, won 31-28)

OVERTIME GAME

at Michigan State, Sept. 25, 2021 (Michigan State won, 23-20)

NEBRASKA OVERTIME WIN

at Iowa, Nov. 28, 2014 (Nebraska won 37-34)

NUMERICAL ROSTER
2022 NEBRASKA FOOTBALL ROSTER

NO.	NAME	POS.	NO.	NAME	POS.	HT.	WT.	YR.	HOMETOWN (HIGH SCHOOL/COLLEGE)
0	Tommi Hill	DB	9	Allen, Ajay	RB	5-11	185	Fr.	Monroe, La. (Neville)
0	Jaquez Yant	RB	47	Androff, Chase	TE	6-6	235	Fr.	Lakeville, Minn. (South)
1	Marques Buford Jr.	DB	77	Anthony, Hunter	OL	6-6	325	Jr.	Tuttle, Okla. (Tuttle/Oklahoma State)
1	Decoldest Crawford	WR	15	Appleget, Jake	EDGE	6-4	220	Fr.	Lincoln, Neb. (Southeast)
2	Isaiah Garcia-Castaneda	WR	53	Archer, Jake	LB	6-1	200	Jr.	Omaha, Neb. (Skutt Catholic)
2	Caleb Tannor	EDGE	73	Bando, Broc	OL	6-5	295	Sr.	Lincoln, Neb. (IMG Academy)
3	Cooper Hausmann	QB	74	Banks, Brant	OL	6-8	300	So.	Houston, Texas (Westbury Christian)
3	Trey Palmer	WR	32	Belt, Brody	WR	5-9	185	Jr.	Omaha, Neb. (Millard West)
4	Alante Brown	WR	54	Benhart, Bryce	OL	6-9	315	So.	Lakeville, Minn. (Lakeville North)
5	Omar Manning	WR	96	Black, Marquis	DL	6-3	300	RFr.	McDonough, Ga. (Eagle's Landing Christian Academy)
5	Eteva Mauga-Clements	LB	38	Bleekrode, Timmy	PK	5-8	185	So.	Atlanta, Ga. (Marist/Furman)
6	Quinton Newsome	DB	58	Boerkircher, Ian	OL	6-6	285	Jr.	Aurora, Neb. (Aurora/Nebraska-Kearney)
6	Chubba Purdy	QB	49	Boerkircher, Nate	TE	6-5	230	RFr.	Aurora, Neb. (Aurora)
7	Tamon Lynum	DB	12	Bonner, Janiran	WR	6-3	200	Fr.	Ellenwood, Ga. (Cedar Grove)
7	Mikey Pauley	QB	43	Booker III, Michael	DB	6-1	195	RFr.	Grand Prairie, Texas (South Grand Prairie)
7	Marcus Washington	WR	35	Branch, Derek	DB	5-11	180	RFr.	Lincoln, Neb. (Southeast)
8	Myles Farmer	DB	26	Bretz, Koby	DB	6-2	210	RFr.	Omaha, Neb. (Westside)
8	Logan Smothers	QB	82	Brewington, Chancellor	TE	6-3	220	Sr.	Chandler, Ariz. (Hamilton/Northern Arizona)
9	Ajay Allen	RB	4	Brown, Alante	WR	5-11	190	So.	Chicago, Ill. (Simeon/St. Thomas More [Conn.] Prep)
9	DeShon Singleton	DB	41	Brown, Elliott	WR	6-1	175	RFr.	Omaha, Neb. (Elkhorn South)
10	Jimari Butler	EDGE	12	Brown, Omar	DB	6-1	195	Jr.	Minneapolis, Minn. (North/Northern Iowa)
10	Anthony Grant	RB	63	Buckley, Ru'Quan	DL	6-6	290	RFr.	Wyoming, Mich. (Godwin Heights)
10	Heinrich Haarberg	QB	46	Buda, Grant	NICK	6-0	205	RFr.	Lincoln, Neb. (Southwest)
11	Braxton Clark	DB	1	Buford Jr., Marques	DB	5-11	190	So.	DeSoto, Texas (Trinity Christian/St. Thomas More [Conn.] Prep)
11	Casey Thompson	QB	84	Bullock, Alex	WR	6-2	195	RFr.	Omaha, Neb. (Creighton Prep)
12	Janiran Bonner	WR	35	Bullock, John	NICK	6-0	210	So.	Omaha, Neb. (Creighton Prep)
12	Omar Brown	DB	95	Buschini, Brian	P	6-1	225	So.	Helena, Mont. (Capital/Montana)
13	Kamonte Grimes	WR	10	Butler, Jimari	EDGE	6-5	245	RFr.	Mobile, Ala. (Murphy)
13	Malcolm Hartzog	DB	81	Carnie, James	TE	6-5	225	RFr.	Roca, Neb. (Norris)
14	Mikai Gbayor	LB	11	Clark, Braxton	DB	6-4	195	Jr.	Orlando, Fla. (Dr. Phillips)
14	Rahmir Johnson	RB	36	Closman, Blake	DB	5-10	175	RFr.	Elkhorn, Neb. (Millard North)
15	Jake Appleget	EDGE	79	Conn, Alex	OL	6-6	310	RFr.	Derby, Kan. (Derby)
15	Ernest Hausmann	LB	36	Contreras, Chase	PK	6-1	185	Jr.	Missouri Valley, Iowa (Missouri Valley/Iowa Western CC)
15	Richard Torres	QB	69	Corcoran, Turner	OL	6-6	300	So.	Lawrence, Kan. (Free State)
16	Jarrett Synek	QB	1	Crawford, Decoldest	WR	6-0	180	Fr.	Shreveport, La. (Green Oaks)
16	Zach Weinmaster	WR	95	Detlefsen, Grant	P	6-3	220	So.	Lincoln, Neb. (Southeast)
17	Ty Hahn	WR	91	Drew, Devin	DL	6-2	280	Sr.	Kansas City, Mo. (Raytown Senior/Iowa Western CC/Texas Tech)
17	Tyrece Johnson	DB	22	Ervin Jr., Gabe	RB	6-0	215	RFr.	Buford, Ga. (Buford)
17	Jalil Martin	DB	51	Evans-Jenkins, Justin	OL	6-1	290	Fr.	East Orange, N.J. (Irvington)
18	Jaeden Gould	DB	8	Farmer, Myles	DB	6-3	200	So.	Atlanta, Ga. (Westlake)
18	Matt Masker	QB	82	Feist, Colton	DL	6-2	275	Jr.	Yutan, Neb. (Yutan)
18	Gage Stenger	NICK	24	Fidone II, Thomas	TE	6-6	235	RFr.	Council Bluffs, Iowa (Lewis Central)
19	Seth Malcom	LB	92	Franke, Brendan	PK	6-1	240	So.	Gretna, Neb. (Gretna/Morningside)
19	Barron Miles Jr.	WR	2	Garcia-Castaneda, Isaiah	WR	6-0	185	Jr.	Twentynine Palms, Calif. (Twentynine Palms/ Saddleback [Ariz.] College/New Mexico State)
19	Kaine Williams	DB	14	Gbayor, Mikai	LB	6-2	220	RFr.	Irvington, N.J. (Irvington)
21	Emmett Johnson	RB	23	Gifford, Isaac	NICK	6-1	200	So.	Lincoln, Neb. (Southeast)
21	Noa Pola-Gates	DB	46	Goodwin, John	TE	6-3	235	So.	Lincoln, Neb. (Lincoln High)
22	Gabe Ervin Jr.	RB	18	Gould, Jaeden	DB	6-2	200	Fr.	Somerset, N.J. (Bergen Catholic)
23	Isaac Gifford	NICK	10	Grant, Anthony	RB	5-11	200	Jr.	Buford, Ga. (Buford/ Florida State/New Mexico Military Institute)
24	Brandon Moore	DB	13	Grimes, Kamonte	WR	6-3	200	RFr.	Naples, Fla. (Palmetto Ridge)
24	Thomas Fidone II	TE	97	Gunnerson, Blaise	EDGE	6-6	250	RFr.	Carroll, Iowa (Kuemper Catholic)
24	Charlie Weinrich	PK	10	Haarberg, Heinrich	QB	6-5	210	RFr.	Kearney, Neb. (Catholic)
25	Javier Morton	DB	17	Hahn, Ty	WR	6-2	195	RFr.	Johnson, Neb. (Johnson-Brock)
25	Javier Morton	DB	80	Hardy II, Shawn	WR	6-3	190	RFr.	Kingsland, Ga. (Camden County)
26	Koby Bretz	DB	37	Harris, Isaiah	RB	5-8	185	RFr.	Omaha, Neb. (Millard South)
26	Roman Mangini	WR	13	Hartzog, Malcolm	DB	5-9	170	Fr.	Silver Creek, Miss. (Jefferson Davis County)
28	Luke Reimer	LB	29	Hausmann, Ashton	DB	5-11	210	RFr.	Roca, Neb. (Norris)
28	Matthew Schuster	RB	3	Hausmann, Cooper	QB	5-10	180	Fr.	Roca, Neb. (Norris)
29	Ashton Hausmann	DB	15	Hausmann, Ernest	LB	6-2	220	Fr.	Columbus, Neb. (Columbus)
29	Cooper Jewett	RB	93	Heins, Gabe	PK	6-0	180	So.	Kearney, Neb. (Kearney)
30	Randolph Kpai	LB	42	Henrich, Nick	LB	6-3	225	So.	Omaha, Neb. (Burke)
31	Chris Kolarevic	NICK	80	Herbek, Jacob	DL	6-5	260	So.	Grand Island, Neb. (Central Catholic)
32	Brody Belt	WR	87	Hickman, Chris	TE	6-5	215	So.	Omaha, Neb. (Burke)
32	Ochaun Mathis	EDGE	0	Hill, Tommi	DB	6-0	200	So.	Orlando, Fla. (Edgewater/Arizona State)
33	Javin Wright	NICK	75	Hixson, Trent	OL	6-4	305	Sr.	Omaha, Neb. (Skutt Catholic)
34	Simon Otte	EDGE	90	Hohl, Jacob	P	6-2	215	So.	Lincoln, Neb. (Southwest/Nebraska Wesleyan)
34	Beau Psencik	RB	50	Hoskinson, Sam	OL	6-1	240	RFr.	Omaha, Neb. (Elkhorn South)
35	Derek Branch	DB	72	Hutmacher, Nash	DL	6-4	330	So.	Oacoma, S.D. (Chamberlain)
35	John Bullock	NICK	29	Jewett, Cooper	RB	5-10	180	So.	Omaha, Neb. (Elkhorn South)
35	Trevin Luben	RB	21	Johnson, Emmett	RB	5-11	190	Fr.	Minneapolis, Minn. (Academy of Holy Angels)
36	Blake Closman	DB	14	Johnson, Rahmir	RB	5-10	185	So.	Oradell, N.J. (Bergen Catholic)
36	Chase Contreras	PK	17	Johnson, Tyreke	DB	6-1	180	Jr.	Jacksonville, Fla. (Trinity Christian Academy/Ohio State)
36	Taveon Thompson	WR	88	Jones Jr., Victor	WR	6-1	195	Fr.	Orlando, Fla. (Olympia)
37	Isaiah Harris	RB	51	Klover, Braden	EDGE	6-2	225	RFr.	Wymore, Neb. (Southern)
37	Phalen Sanford	DB	31	Kolarevic, Chris	NICK	6-1	225	Sr.	Traverse City, Mich. (Saint Francis/Northern Iowa)
38	Timmy Bleekrode	PK	30	Kpai, Randolph	LB	6-3	205	RFr.	Sioux Falls, S.D. (Washington)
			85	Liewer, Wyatt	WR	6-4	190	Jr.	O'Neil, Neb. (O'Neil)
			41	Lilienkamp, Christian	DB	6-0	200	RFr.	Bellevue, Neb. (Bellevue West)
			99	Lindenmeyer, Luke	TE	6-4	250	Fr.	La Vista, Neb. (Papillion-La Vista)
			35	Luben, Trevin	RB	5-11	195	RFr.	Wahoo, Neb. (Wahoo)
			59	Lutovsky, Henry	OL	6-6	310	RFr.	Crawfordsville, Iowa (Mount Pleasant)
			77	Lynn, Michael	OL	6-6	295	So.	Greenwood Village, Colo. (Cherry Creek)
			7	Lynum, Tamon	DB	6-2	180	RFr.	Orlando, Fla. (Evans)
			19	Malcom, Seth	LB	6-4	215	RFr.	Tabor, Iowa (Fremont-Mills)

67	Mancino, Joey	OL	6-3	280	RFr.	Holmdel, N.J. (Holmdel)
26	Mangini, Roman	WR	5-9	150	Fr.	Mesa, Ariz. (Desert Ridge)
5	Manning, Omar	WR	6-4	225	Sr.	Lancaster, Texas (Lancaster/TCU/Kilgore College)
17	Martin, Jailil	DB	6-2	165	Fr.	Chicago, Ill. (Kenwood Academy)
89	Martin, Oliver	WR	6-1	200	Sr.	Coralville, Iowa (Iowa City West/Michigan/Iowa)
18	Masker, Matt	QB	6-2	220	Jr.	Kearney, Neb. (Kearney Catholic)
32	Mathis, Ochaun	EDGE	6-5	260	Jr.	Manor, Texas (Manor/TCU)
5	Mauga-Clements, Eteva	LB	6-1	220	Sr.	Pleasant Hill, Calif. (College Park/Diablo Valley CC)
70	Menning, Keegan	OL	6-6	325	RFr.	Fremont, Neb. (Fremont)
48	Meyersick, Evan	TE	6-5	195	RFr.	Omaha, Neb. (Millard West)
19	Miles Jr., Barron	WR	5-10	180	RFr.	Montreal, Quebec, Canada (Chandler [Ariz.])
45	Miller, Blake	DB	6-1	195	Fr.	Nebraska City, Neb. (Lourdes Central Catholic)
66	Miller, Ezra	OL	6-6	310	So.	Holstein, Iowa (Ridge View/Iowa)
24	Moore, Brandon	DB	6-0	190	Sr.	Sanford, Fla. (Seminole/UCF/Florida State)
40	Moore, Darius	DB	6-1	185	Sr.	Tiffin, Iowa (Clear Creek Amana/Iowa Western CC)
25	Morton, Javier	DB	6-2	195	So.	Atlanta, Ga. (Stephenson/Garden City [Kan.] CC)
53	Moses, Riley	OL	6-2	290	So.	Fairmont, Neb. (Fillmore Central)
44	Nelson, Garrett	EDGE	6-4	245	Jr.	Scottsbluff, Neb. (Scottsbluff)
52	Newsom, Mosai	DL	6-5	285	So.	Waverly, Iowa (Waverly-Shell Rock)
6	Newsome, Quinton	DB	6-1	180	Jr.	Suwanee, Ga. (North Gwinnett)
63	Nouili, Nouredin	OL	6-4	315	Jr.	Frankfurt, Germany (Norris/Colorado State)
34	Otte, Simon	EDGE	6-2	205	Jr.	York, Neb. (York)
3	Palmer, Trey	WR	6-1	190	Jr.	Kentwood, La. (Kentwood/LSU)
79	Pankratz, Spencer	PK	6-1	200	RFr.	Highlands Ranch, Colo. (Valor Christian/Furman)
61	Parrott, Dylan	OL	6-5	340	Fr.	Eldridge, Iowa (North Scott)
7	Pauley, Mikey	QB	6-3	195	Fr.	Overland Park, Kan. (Blue Valley Northwest)
91	Pieper, Cameron	LS	6-4	250	Jr.	Lincoln, Neb. (Southwest)
57	Piper, Ethan	OL	6-2	295	So.	Norfolk, Neb. (Norfolk Catholic)
21	Pola-Gates, Noa	DB	6-0	180	So.	Gilbert, Ariz. (Williams Field)
65	Prochazka, Teddy	OL	6-10	320	So.	Elkhorn, Neb. (South)
34	Psencik, Beau	RB	6-0	200	RFr.	Houston, Texas (Lutheran South Academy)
6	Purdy, Chubba	QB	6-2	210	RFr.	Queen Creek, Ariz. (Perry/Florida State)
28	Reimer, Luke	LB	6-1	225	Jr.	Lincoln, Neb. (North Star)
45	Robinson, Truitt	WR	6-0	185	RFr.	Gilbert, Ariz. (Higley)
99	Robinson, Ty	DL	6-6	310	So.	Gilbert, Ariz. (Higley)
86	Rollins, AJ	TE	6-6	220	RFr.	Omaha, Neb. (Creighton Prep)
37	Sanford, Phalen	DB	5-11	200	Jr.	Benkelman, Neb. (Dundy County-Stratton/Hastings College)
76	Schaller, Beau	OL	6-2	270	RFr.	Waukee, Iowa (Waukee)
54	Schommer, Ryan	EDGE	6-5	260	Jr.	Norfolk, Neb. (Norfolk)
28	Schuster, Matthew	RB	5-10	190	RFr.	Cozad, Neb. (Cozad/Ashland-Greenwood)
76	Simonson, Eli	OL	6-6	295	RFr.	Fremont, Neb. (Archbishop Bergan)
9	Singleton, DeShon	DB	6-3	205	So.	Amite, La. (St. Helena/Hutchinson [Kan.] CC)
8	Smothers, Logan	QB	6-2	190	So.	Muscle Shoals, Ala. (Muscle Shoals)
41	Snodgrass, Garrett	LB	6-3	220	So.	York, Neb. (York)
62	Stafursky, Noah	OL	6-4	325	So.	York, Neb. (York)
18	Stenger, Gage	NICK	6-2	190	Fr.	Omaha, Neb. (Millard South)
16	Synek, Jarrett	QB	6-0	200	RFr.	Hastings, Neb. (Hastings)
87	Tagalao, Brodie	TE	6-3	260	Fr.	Pittsburg, Calif. (De La Salle)
56	Tagge, Grant	LB	6-1	200	So.	Omaha, Neb. (Westside)
2	Tannor, Caleb	EDGE	6-3	220	Sr.	Stone Mountain, Ga. (Miller Grove)
11	Thompson, Casey	QB	6-0	195	Jr.	Oklahoma City, Okla. (Newcastle/Texas)
36	Thompson, Taveon	WR	6-4	205	RFr.	Lincoln, Neb. (Southeast)
15	Torres, Richard	QB	6-4	215	Fr.	San Antonio, Texas (Southside)
83	Vokolek, Travis	TE	6-7	260	Sr.	Springfield, Mo. (Kickapoo/Rutgers)
7	Washington, Marcus	WR	6-2	190	Jr.	St. Louis, Mo. (Trinity Catholic/Texas)
55	Weas, Brady	LS	6-2	250	Sr.	Whitefish Bay, Wis. (Whitefish Bay/Georgetown)
50	Weaver, Jailen	DL	6-8	345	RFr.	Antioch, Calif. (Antioch)
16	Weinmaster, Zach	WR	5-10	180	So.	Loveland, Colo. (Loveland)
24	Weinrich, Charlie	PK	5-11	200	Fr.	Leawood, Kan. (Blue Valley)
19	Williams, Kaine	DB	6-2	200	RFr.	Marrero, La. (John Ehret/Alabama)
98	Williams Jr., Kevin	OL	6-5	325	Sr.	Omaha, Neb. (North/Northern Colorado)
96	Witucki, Camden	LS	6-2	225	RFr.	Grand Blanc, Mich. (Grand Blanc Community)
33	Wright, Javin	NICK	6-5	215	So.	Chandler, Ariz. (Hamilton)
90	Wynn Jr., Stephon	DL	6-3	305	Jr.	Anderson, S.C. (IMG [Fla.] Academy/Alabama)
0	Yant, Jaquez	RB	6-2	235	So.	Tallahassee, Fla. (Amos P. Godby)
44	Young, Aiden	RB	5-9	175	RFr.	Omaha, Neb. (Elkhorn)

NUMERICAL ROSTER

40	Darius Moore	DB
41	Elliott Brown	WR
41	Christian Lilienkamp	DB
41	Garrett Snodgrass	LB
42	Nick Henrich	LB
43	Michael Booker III	DB
44	Garrett Nelson	EDGE
44	Aiden Young	RB
45	Blake Miller	DB
45	Truitt Robinson	WR
46	Grant Buda	NICK
46	John Goodwin	TE
47	Chase Androff	TE
48	Evan Meyersick	TE
49	Nate Boerkircher	TE
50	Sam Hoskinson	OL
50	Jailen Weaver	DL
51	Justin Evans-Jenkins	OL
51	Braden Klover	EDGE
52	Mosai Newsom	DL
53	Jake Archer	LB
53	Riley Moses	OL
54	Bryce Benhart	OL
54	Ryan Schommer	EDGE
55	Brady Weas	LS
56	Grant Tagge	LB
57	Ethan Piper	OL
58	Ian Boerkircher	OL
59	Henry Lutovsky	OL
61	Dylan Parrott	OL
62	Noah Stafursky	OL
63	Ru'Quan Buckley	DL
63	Nouredin Nouili	OL
65	Teddy Prochazka	OL
66	Ezra Miller	OL
67	Joey Mancino	OL
69	Turner Corcoran	OL
70	Keegan Menning	OL
72	Nash Hutmacher	DL
73	Broc Bando	OL
74	Brant Banks	OL
75	Trent Hixson	OL
76	Beau Schaller	OL
76	Eli Simonson	OL
77	Hunter Anthony	OL
77	Michael Lynn	OL
78	Kevin Williams Jr.	OL
79	Alex Conn	OL
79	Spencer Pankratz	PK
80	Shawn Hardy II	WR
80	Jacob Herbek	DL
81	James Carnie	TE
82	Chancellor Brewington	TE
82	Colton Feist	DL
83	Travis Vokolek	TE
84	Alex Bullock	WR
85	Wyatt Liewer	WR
86	AJ Rollins	TE
87	Chris Hickman	TE
87	Brodie Tagalao	TE
88	Victor Jones Jr.	WR
89	Oliver Martin	WR
90	Jacob Hohl	P
90	Stephon Wynn Jr.	DL
91	Devin Drew	DL
91	Cameron Pieper	LS
92	Brendan Franke	PK
93	Gabe Heins	PK
95	Brian Buschini	P
95	Grant Detlefsen	P
96	Marquis Black	DL
96	Camden Witucki	LS
97	Blaise Gunnerson	EDGE
99	Luke Lindenmeyer	TE
99	Ty Robinson	DL

PRONUNCIATION GUIDE

Marquis Black	marr-KEESE
Ian/Nate Boerkircher	BORE-kurr-churr
Janiran Bonner	juh-NIGH-run
Ru'Quan Buckley	ROO-kwan
Marques Buford Jr.	marr-KEESE
Brian Buschini	boo-SHEEN-ee
Jimari Butler	jih-MAR-ee
Blake Closman	CLOSS-mun
Colton Feist	FEAST
Thomas Fidone II	fuh-DOAN-ee
Brendan Franke	frank-EE
Isaiah Garcia-Castaneda	CAST-uh-NAY-duh
Mikai Gbayor	BAY-er
Jaeden Gould	GHOUL-d (like "ghoul")
Kamonte Grimes	kuh-MON-tay
Heinrich Haarberg	HINE-rick HARR-burg
Ashton/Cooper/Ernest Hausmann	HOUSE-munn
Nick Henrich	HEN-ritch
Jacob Hohl	HOLE
Nash Hutmacher	HUT-make-urr

Chris Kolarevic	kuh-LAR-vick
Randolph Kpai	kuh-PIE
Wyatt Liewer	LEE-vurr
Henry Lutovsky	loo-TOV-skee
Tamon Lynum	tuh-MAWN
Ochaun Mathis	OH-shawn
Eteva Mauga-Clements	eh-TEE-vuh MAW-guh
Mosai Newsom	mo-SIGH
Simon Otte	OAT-ee
Cameron Pieper	PIPE-urr
Teddy Prochazka	pro-HAH-skuh
Luke Reimer	RHYME-urr
Beau Schaller	SHALL-urr
Ryan Schommer	SHOW-murr
DeShon Singleton	dee-SHAWN
Jarrett Synek	SIN-ick
Travis Vokolek	VOKE-oh-leck
Brady Weas	WEESE
Charlie Weinrich	WINE-rick
Jaquez Yant	jah-KWEZZ YANT

CAREER STARTS - OFFENSE

PLAYER	'17	'18	'19	'20	'21	'22	ALL
Benhart	-	-	-	8	10	4	22
Ke. Williams	0	8~	9~	0	2~	1	20
Brewington	9*	10*	0	0	0	0	19
Vokolek	2	7	0	4	3	2	18
Hixson	-	-	12	0	2	4	18
Corcoran	-	-	-	1	11	4	16
Nouili	-	-	-	7!	7	0	14
Thompson	-	0	0	0	10+	4	14
Washington	-	-	1+	0	7+	4	12
Piper	-	-	0	7	3	0	10
Palmer	-	-	0	0	5^	4	9
Martin	-	1\$	0	4	3	0	8
G.-Castaneda	-	-	-	0	7#	0	7
Johnson	-	-	0	0	7	0	7
Manning	-	-	-	0	7	0	7
Liewer	-	0	0	0	4	1	5
Anthony	-	0	4@	1@	0	0	5
Prochazka	-	-	-	-	2	3	5
A. Brown	-	-	-	1	0	4	5
Grant	-	0	-	-	-	4	4
Bando	0	0	0	0	0	4	4
Ervin Jr.	-	-	-	-	2	0	2
Boerkircher	-	-	0	0	0	1	2
Banks	-	-	0	0	1	0	1
Belt	-	0	0	0	1	0	1
Purdy	-	-	-	1&	0	0	1
Smothers	-	-	-	0	1	0	1
Yant	-	-	-	0	1	0	1

*at FCS Northern Arizona; ~at FCS Northern Colo.;
!at Colorado State; +at Texas; \$at Michigan;
#@at New Mexico State; @at Oklahoma State;
^at LSU; &at Florida State

CAREER STARTS - DEFENSE

PLAYER	'18	'19	'20	'21	'22	ALL
Mathis	0	12!	10!	12!	0	34
O. Brown	-	15*	7*	7*	0	29
Tannor	0	5	5	12	4	26
Nelson	-	0	8	12	4	24
Reimer	-	0	5	12	4	21
Newsome	-	0	1	12	4	17
Kolarevic	-	6*	9*	0	0	15
Henrich	-	0	1	12	2	15
Robinson	-	0	7	4	4	15
Drew	-	-	1#	11#	0	12
Farmer	-	0	1	4	4	9
Feist	0	0	0	0	4	4
Hill	-	-	-	0	4	4
Buford Jr.	-	-	-	0	4	4
Gifford	-	-	0	0	3	3
Hausmann	-	-	-	-	2	2
Clark	0	1	0	0	0	1
Hutmacher	-	-	0	0	1	1

!at TCU; *at FCS Northern Iowa; #at Texas Tech

CAREER STARTS - SPECIAL TEAMS

PLAYER	'18	'19	'20	'21	'22	ALL
Bleekrode	-	0	7*	11*	4	22
Buschini	-	0	2#	13#	4	19
Contreras	-	-	0	4	0	4

*at Furman; #at Montana

CONSECUTIVE STARTS (MIN. 15)

PLAYER, POSITION	STARTS
Garrett Nelson, Edge	24
Caleb Tannor, Edge	19

OFFENSIVE DEPTH CHART

WR	3	Trey Palmer	6-1	190	Jr.	Kentwood, La.
	32	Brody Belt	5-9	185	Jr.	Omaha, Neb.
	-OR- 14	Rahmir Johnson	5-10	185	So.	Oradell, N.J.
LT	69	Turner Corcoran	6-6	300	So.	Lawrence, Kan.
	74	Brant Banks	6-8	300	So.	Houston, Texas
LG	57	Ethan Piper	6-2	295	So.	Norfolk, Neb.
	74	Brant Banks	6-8	300	So.	Houston, Texas
C	75	Trent Hixson	6-4	305	Sr.	Omaha, Neb.
	57	Ethan Piper	6-2	295	So.	Norfolk, Neb.
RG	73	Broc Bando	6-5	295	Sr.	Lincoln, Neb.
	59	Henry Lutovsky	6-6	310	RFr.	Crawfordsville, Iowa
RT	54	Bryce Benhart	6-9	315	So.	Lakeville, Minn.
	77	Hunter Anthony	6-6	325	Jr.	Tuttle, Okla.
TE	83	Travis Vokolek	6-7	260	Sr.	Springfield, Mo.
	49	Nate Boerkircher	6-5	230	RFr.	Aurora, Neb.
	-OR- 82	Chancellor Brewington	6-3	220	Sr.	Chandler, Ariz.
	87	Chris Hickman	6-5	215	So.	Omaha, Neb.
WR	7	Marcus Washington	6-2	190	Jr.	St. Louis, Mo.
	-OR- 5	Omar Manning	6-4	225	Sr.	Lancaster, Texas
WR	89	Oliver Martin	6-1	200	Sr.	Coralville, Iowa
	4	Alante Brown	5-11	190	So.	Chicago, Ill.
WR	2	Isaiah Garcia-Castaneda	6-0	185	Jr.	Twentynine Palms, Calif.
	85	Wyatt Liewer	6-4	190	Jr.	O'Neill, Neb.
QB	11	Casey Thompson	6-0	195	Jr.	Oklahoma City, Okla.
	6	Chubba Purdy	6-2	210	RFr.	Queen Creek, Ariz.
RB	-OR- 8	Logan Smothers	6-2	190	So.	Muscle Shoals, Ala.
	10	Anthony Grant	5-11	200	Jr.	Buford, Ga.
RB	22	Gabe Ervin Jr.	6-0	215	RFr.	Buford, Ga.
	-OR- 14	Rahmir Johnson	5-10	185	So.	Oradell, N.J.
-OR- 0	Jaquez Yant	6-2	235	So.	Tallahassee, Fla.	

DEFENSIVE DEPTH CHART

EDGE	44	Garrett Nelson	6-4	245	Jr.	Scottsbluff, Neb.
	97	Blaise Gunnerson	6-6	250	RFr.	Carroll, Iowa
DT	99	Ty Robinson	6-6	310	So.	Gilbert, Ariz.
	91	Devin Drew	6-2	280	Sr.	Kansas City, Mo.
DT	-OR- 72	Nash Hutmacher	6-4	330	So.	Oacoma, S.D.
	82	Colton Feist	6-2	275	Jr.	Yutan, Neb.
DT	90	Stephon Wynn Jr.	6-3	305	Jr.	Anderson, S.C.
	32	Ochaun Mathis	6-5	260	Jr.	Manor, Texas
EDGE	10	Jimari Butler	6-5	245	RFr.	Mobile, Ala.
	2	Caleb Tannor	6-3	220	Sr.	Stone Mountain, Ga.
LB	28	Luke Reimer	6-1	225	Jr.	Lincoln, Neb.
	5	Eteva Mauga-Clements	6-1	220	Sr.	Pleasant Hill, Calif.
LB	42	Nick Henrich	6-3	225	So.	Omaha, Neb.
	31	Chris Kolarevic	6-1	225	Sr.	Traverse City, Mich.
NICK	23	Isaac Gifford	6-1	200	So.	Lincoln, Neb.
	12	Omar Brown	6-1	195	Jr.	Minneapolis, Minn.
	33	Javin Wright	6-5	215	So.	Chandler, Ariz.
CB	6	Quinton Newsome	6-1	180	Jr.	Suwanee, Ga.
	24	Brandon Moore	6-0	190	Sr.	Sanford, Fla.
CB	0	Tommi Hill	6-0	200	So.	Orlando, Fla.
	11	Braxton Clark	6-4	195	Jr.	Orlando, Fla.
	-OR- 13	Malcolm Hartzog	5-9	170	Fr.	Silver Creek, Miss.
S	1	Marques Buford Jr.	5-11	190	So.	DeSoto, Texas
	37	Phalen Sanford	5-11	200	Jr.	Benkelman, Neb.
	21	Noa Pola-Gates	6-0	180	So.	Gilbert, Ariz.
S	8	Myles Farmer	6-3	200	So.	Atlanta, Ga.
	9	DeShon Singleton	6-3	205	So.	Amite, La.
	18	Jaeden Gould	6-2	200	Fr.	Somerset, N.J.

SPECIAL TEAMS DEPTH CHART

PK	38	Timmy Bleekrode	5-8	185	So.	Atlanta, Ga.
	24	Charlie Weinrich	5-11	200	Fr.	Leawood, Kan.
KO	92	Brendan Franke	6-1	240	So.	Gretna, Neb.
P/H	95	Brian Buschini	6-1	225	So.	Helena, Mont.
LS	(FG) 91	Cameron Pieper	6-4	250	Jr.	Lincoln, Neb.
	(P) 55	Brady Weas	6-2	250	Sr.	Whitefish Bay, Wis.
KR	10	Anthony Grant	5-11	200	Jr.	Buford, Ga.
	3	Trey Palmer	6-1	190	Jr.	Kentwood, La.
	4	Alante Brown	5-11	190	So.	Chicago, Ill.
PR	16	Zach Weinmaster	5-10	180	So.	Loveland, Colo.
	3	Trey Palmer	6-1	190	Jr.	Kentwood, La.
	-OR- 2	Isaiah Garcia-Castaneda	6-0	185	Jr.	Twentynine Palms, Calif.
-OR- 89	Oliver Martin	6-1	200	Sr.	Coralville, Iowa	



2022 NEBRASKA GAME-BY-GAME STARTERS

OFFENSIVE STARTING LINEUPS

OPPONENT	WR	WR	WR	TE	RT	RG	C	LG	LT	QB	RB	PK
Northwestern	Palmer	Washington	A. Brown	Liewer*	Benhart	Bando	Hixson	Corcoran	Prochazka	Thompson	Grant	Bleekrode
North Dakota	Palmer	Washington	A. Brown	N. Boerkircher	Benhart	Bando	Hixson	Corcoran	Prochazka	Thompson	Grant	Bleekrode
Ga. Southern	Palmer	Washington	A. Brown	N. Boerkircher	Benhart	Bando	Hixson	Corcoran	Prochazka	Thompson	Grant	Bleekrode
Oklahoma	Palmer	Washington	A. Brown	Vokolek	Benhart	Bando	Hixson	Williams Jr.	Corcoran	Thompson	Brant	Bleekrode
Indiana												
Rutgers												
Purdue												
Illinois												
Minnesota												
Michigan												
Wisconsin												
Iowa												

*Nebraska opened with four wide receivers

DEFENSIVE STARTING LINEUPS

OPPONENT	DT	NG	DT	EDGE	EDGE	LB	LB	CB	S	S	CB	P
Northwestern	Robinson	Hutmacher	Feist	Nelson	Tannor	Henrich	Reimer	Newsome	Farmer	Buford Jr.	Hill	Buschini
North Dakota	Robinson	Gifford*	Feist	Nelson	Tannor	E. Hausmann	Reimer	Newsome	Farmer	Buford Jr.	Hill	Buschini
Ga. Southern	Robinson	Gifford*	Feist	Nelson	Tannor	E. Hausmann	Reimer	Newsome	Farmer	Buford Jr.	Hill	Buschini
Oklahoma	Robinson	Gifford*	Feist	Nelson	Tannor	Henrich	Reimer	Newsome	Farmer	Buford Jr.	Hill	Buschini
Indiana												
Rutgers												
Purdue												
Illinois												
Minnesota												
Michigan												
Wisconsin												
Iowa												

*Nebraska opened in a nickel formation

2022 NEBRASKA PLAYER PARTICIPATION

PLAYER, POS.	GP	GS	PLAYER, POS.	GP	GS	PLAYER, POS.	GP	GS
Ajay Allen, RB	4	0	Isaac Gifford, Nickel	4	3	Mosai Newsom, DL	2	0
Hunter Anthony, OL	3	0	Jaeden Gould, DB	1	0	Quinton Newsome, DB	4	4
Broc Bando, OL	4	4	Anthony Grant, RB	4	4	Simon Otte, Edge	4	0
Brant Banks, OL	4	0	Blaise Gunnerson, Edge	4	0	Trey Palmer, WR	4	4
Brody Belt, WR	4	0	Ty Hahn, WR	3	0	Cameron Pieper, LS	4	0
Bryce Benhart, OL	4	4	Malcolm Hartzog, DB	4	0	Ethan Piper, OL	2	0
Timmy Bleekrode, PK	4	4	Ernest Hausmann, LB	4	2	Teddy Prochazka, OL	3	3
Ian Boerkircher, OL	4	0	Nick Henrich, LB	2	2	Chubba Purdy, QB	1	0
Nate Boerkircher, TE	4	2	Chris Hickman, TE	2	0	Luke Reimer, LB	4	4
Chancellor Brewington, TE	4	0	Tommi Hill, DB	4	4	Ty Robinson, DL	4	4
Alante Brown, WR	4	4	Trent Hixson, OL	4	4	AJ Rollins, TE	2	0
Omar Brown, DB	4	0	Nash Hutmacher, DL	4	1	Phalen Sanford, DB	4	0
Marques Buford Jr., DB	4	4	Cooper Jewett, RB	4	0	DeShon Singleton, DB	4	0
Alex Bullock, WR	1	0	Rahmir Johnson, RB	4	0	Logan Smothers, QB	2	0
John Bullock, Nickel	2	0	Chris Kolarevic, Nickel	4	0	Grant Tagge, LB	4	0
Brian Buschini, P	4	4	Wyatt Liewer, WR	4	1	Caleb Tannor, Edge	4	4
Jimari Butler, Edge	4	0	Henry Lutovsky, OL	4	0	Casey Thompson, QB	4	4
Braxton Clark, DB	4	0	Tamon Lynam, DB	3	0	Travis Vokolek, TE	2	1
Turner Corcoran, OL	4	4	Omar Manning, WR	3	0	Marcus Washington, WR	4	4
Devin Drew, DL	4	0	Oliver Martin, WR	4	0	Brady Weas, LS	4	0
Gabe Ervin Jr., RB	4	0	Ochaun Mathis, Edge	4	0	Zach Weinmaster, RB	4	0
Myles Farmer, DB	4	4	Eteva Mauga-Clements, LB	4	0	Kevin Williams Jr., OL	4	1
Colton Feist, DL	4	4	Brandon Moore, DB	3	0	Javin Wright, Nickel	3	0
Brendan Franke, PK	4	0	Javier Morton, DB	2	0	Stephon Wynn Jr., DL	4	0
Isaiah Garcia-Castaneda, WR	4	0	Garrett Nelson, Edge	4	4	Jaquez Yant, RB	2	0



AJAY ALLEN

#9

5-11 | 185 | FR. | RB
MONROE, LA.

PERSONAL NOTES

- Earned the nickname "Quick 6" in high school for his ability to break long touchdown runs

SEASON HIGHLIGHTS

- Nebraska's second-leading rusher who is out for the season due to injury
- Played in the opener against Northwestern as a true freshman, carrying three times for seven yards
- Had 11 carries for 58 yards against North Dakota with a 14-yard touchdown run for his first career score
- Carried eight times for a career-high 76 yards against Georgia Southern with a career-long 23-yard rush and his second career rushing touchdown
- Rushed 11 times for 49 yards against No. 6 Oklahoma before suffering a season-ending injury

GAME-BY-GAME

OPPONENT	ATT.	YDS	TD	LONG
vs. Northwestern	3	7	0	8
North Dakota	11	58	1	14
Ga. Southern	8	76	1	23
Oklahoma	11	49	0	13
Indiana				
@ Rutgers				
@ Purdue				
Illinois				
Minnesota				
@ Michigan				
Wisconsin				
@ Iowa				

CAREER RUSHING STATS

YEAR	G/S	ATT.	NET	Y/A	Y/G	TD
2022	4/0	33	190	5.8	47.5	2

CAREER HIGHS

Attempts	11 twice
Yards	76 vs. Georgia Southern (2022)
Touchdowns	1 twice (2022)
Long Rush	23 vs. Georgia Southern (2022)



BROC BANDO

#73

6-5 | 295 | SR. | OL
LINCOLN, NEB.

CAREER HONORS

- 6-Time Nebraska Scholar-Athlete Honor Roll
- 3-Time Brook Berringer Citizenship Team
- 3-Time Tom Osborne Citizenship Team

CAREER NOTES

- Earned his degree in business administration

SEASON HIGHLIGHTS

- Has started every game at right guard
- Made his first career start against Northwestern

CAREER STATS

- **Games:** 33
(12 in 2019; 8 in 2020; 9 in 2021; 4 in 2022)
- **Starts:** 4 (4 in 2022)



BRYCE BENHART

#54

6-9 | 315 | SO. | OL
LAKEVILLE, MINN.

CAREER HONORS

- Big Ten Distinguished Scholar (2022)
- 2-Time Academic All-Big Ten
- 6-Time Nebraska Scholar-Athlete Honor Roll

CAREER NOTES

- Played in three games while redshirting in 2019, becoming the 12th true freshman offensive lineman to play in a game in Nebraska history

SEASON HIGHLIGHTS

- Has started every game at right tackle

CAREER STATS

- **Games:** 27 (3 in 2019; 8 in 2020; 12 in 2021; 4 in 2022)
- **Starts:** 22 (8 in 2020; 10 in 2021; 4 in 2022)



BRODY BELT

#32

5-9 | 185 | JR. | WR
OMAHA, NEB.

CAREER HONORS

- 3-Time Nebraska Scholar-Athlete Honor Roll
- Brook Berringer Citizenship Team (2019)
- Tom Osborne Citizenship Team (2019)

CAREER NOTES

- Began his career at running back before switching to wide receiver prior to the 2020 season

SEASON HIGHLIGHTS

- Has caught multiple passes in three of four games
- His six receptions have matched his career total entering the season
- Caught two passes for 29 yards against Northwestern, setting career highs in both categories
- Both of his catches went for first downs
- Caught two passes for 24 yards against Georgia Southern, including a 21-yard touchdown for his first career score
- Made two catches for nine yards against No. 6 Oklahoma

GAME-BY-GAME

OPPONENT	REC.	YDS	TD	LONG
vs. Northwestern	2	29	0	19
North Dakota	0	0	0	-
Ga. Southern	2	24	1	21
Oklahoma	2	9	0	9
Indiana				
@ Rutgers				
@ Purdue				
Illinois				
Minnesota				
@ Michigan				
Wisconsin				
@ Iowa				

CAREER RECEIVING STATS

YEAR	G/S	REC.	YDS	Y/R	Y/G	TD
2018						
						Redshirt
2019	12/0	0	0	0.0	0.0	0
2020	8/0	0	0	0.0	0.0	0
2021	8/1	6	68	11.3	8.5	0
2022	4/0	6	62	10.3	15.5	1
TOTAL	32/1	12	130	10.8	4.1	1

RUSHING: 15 att., 80 yds, 0 TDs

KICKOFF RETURNS: 5 att., 73 yds, 0 TDs

CAREER HIGHS

Receptions	2 three times
Receiving Yards	29 vs. Northwestern (2022)
Receiving TDs	1 vs. Georgia Southern (2022)
Long Reception	24 at Michigan St. (2021)
Rushing Attempts	7 at Wisconsin (2021)
Rushing Yards	31 at Wisconsin (2021)
Rushing TDs	none
Long Rush	11 at Wisconsin (2022)



TIMMY BLEEKRODE #38

5-8 | 185 | SO. | PK
ATLANTA, GA.

CAREER HONORS (2019-21: FCS FURMAN)

- 2-Time Second-Team All-Southern Conference
- Southern Conference Special Teams Player of the Week (2020)
- 2-Time Southern Conf. Academic Honor Roll

CAREER NOTES

- Graduate transfer from FCS Furman (2019-21)
- Earned his degree in business administration
- Was the Palladins' starting place-kicker in each of his final two seasons (2020 & 2021)
- Was also Furman's starting punter in 2020 and 2021, averaging 42.9 yards on 91 career punts

SEASON HIGHLIGHTS

- Connected on all four PATs in his Husker debut against Northwestern
- Made a 46-yard field goal vs. North Dakota
- Tied his career high with six extra points against Georgia Southern
- Filled in late at punter against No. 6 Oklahoma and had a 51-yard punt in his lone attempt

GAME-BY-GAME

OPPONENT	XP-ATT	FG-ATT	LG	BK	PTS
vs. Northwestern	4-4	0-0	-	-	4
North Dakota	5-5	1-2	46	-	8
Ga. Southern	6-6	0-1	-	-	6
Oklahoma	2-2	0-0	-	-	2
Indiana					
@ Rutgers					
@ Purdue					
Illinois					
Minnesota					
@ Michigan					
Wisconsin					
@ Iowa					

CAREER KICKING STATS

YEAR	G/S	PAT	FG	PCT.	PTS	LG
2019*^	3/0	1/1	0/0	0.0	1	-
2020^	7/7	16/18	6/7	85.7	34	47
2021^	11/11	30/32	15/18	83.3	75	51
2022	4/4	17/17	1/3	33.3	20	46
TOTAL	25/22	64/68	22/28	78.6	130	51

*Redshirt season; ^at FCS Furman

Note: 2020 season played in the spring of 2021

KICKOFFS: 92 att., 35 touchbacks

PUNTS: 91 att., 42.3 avg, long of 69 yds

CAREER HIGHS

Field Goal Attempts	4 twice*
Field Goals Made	4 at Tennessee Tech (2021)*
Long Field Goal	51 at Tennessee Tech (2021)*
Points	14 twice*
PATs	6 three times

*at FCS Furman



NATE BOERKIRCHER #49

6-5 | 230 | R-FR. | TE
AURORA, NEB.

CAREER HONORS

- Academic All-Big Ten (2022)
- 3-Time Nebraska Scholar-Athlete Honor Roll

PERSONAL NOTES

- His brother Ian is a Husker offensive lineman

SEASON HIGHLIGHTS

- Has played in every game with two starts
- Has caught three passes for 41 yards, setting career highs in both categories
- Earned his first career start against North Dakota in place of the injured Travis Vokolek
- Set career highs with two catches for 32 yards, including a 19-yard touchdown for his longest career reception and first career score
- Made his second career start against Georgia Southern
- Had a four-yard catch against No. 6 Oklahoma

GAME-BY-GAME

OPPONENT	REC.	YDS	TD	LONG
vs. Northwestern	0	0	0	-
North Dakota	2	32	1	19
Ga. Southern	0	0	0	-
Oklahoma	1	4	0	4
Indiana				
@ Rutgers				
@ Purdue				
Illinois				
Minnesota				
@ Michigan				
Wisconsin				
@ Iowa				

CAREER RECEIVING STATS

YEAR	G/S	REC.	YDS	Y/R	Y/G	TD
2020						
2021*	3/0	2	14	7.0	4.7	0
2022	4/2	3	41	12.0	9.0	1
TOTAL	7/2	5	55	11.0	7.9	1

*Redshirt season

CAREER HIGHS

Receptions	2 vs. North Dakota (2022)
Receiving Yards	32 vs. North Dakota (2022)
Receiving Touchdowns	1 vs. No. Dakota (2022)
Long Reception	19 vs. North Dakota [TD] (2022)



CHANCELLOR BREWINGTON #82

6-3 | 220 | SR. | TE
CHANDLER, ARIZ.

CAREER NOTES

- Grad transfer from Northern Arizona (2017-20)
- Played in 21 games with 19 starts for the FCS Lumberjacks
- Caught 54 career passes for 642 yards & 3 touchdowns at Northern Arizona
- Two of his four receptions at Nebraska have been for touchdowns

CAREER SUPERLATIVES

- 100-Yard Receiving Games: 1

SEASON HIGHLIGHTS

- Caught his first pass of the season against North Dakota, a five-yard touchdown reception
- Had a six-yard catch against No. 6 Oklahoma

GAME-BY-GAME

OPPONENT	REC.	YDS	TD	LONG
vs. Northwestern	0	0	0	-
North Dakota	1	5	1	5
Ga. Southern	1	-4	0	-4
Oklahoma	1	6	0	6
Indiana				
@ Rutgers				
@ Purdue				
Illinois				
Minnesota				
@ Michigan				
Wisconsin				
@ Iowa				

CAREER RECEIVING STATS

YEAR	G/S	REC.	YDS	Y/R	Y/G	TD
2017*	11/9	31	396	12.8	36.0	2
2018*	10/10	23	246	10.7	24.6	1
2019*						
2020*						
2021	10/0	3	20	6.7	2.0	1
2022	4/0	3	7	2.3	1.8	1
TOTAL	35/19	60	669	11.2	19.1	5

*at FCS Northern Arizona

RUSHING: 1 att., -1 yd, 0 TDs

PASSING: 1-for-3, 23 yards, 1 TD, 0 INT

CAREER HIGHS

Receptions	8 vs. Sacramento St. (2017)*
Receiving Yards	119 vs. Sacramento St. (2017)*
Receiving Touchdowns	1 five times
Long Reception	45 vs. Illinois St. (2017)*
Touchdown Passes	1 vs. Illinois St. (2017)*

*at FCS Northern Arizona



ALANTE BROWN #4

5-11 | 190 | SO. | WR
CHICAGO, ILL.

CAREER NOTES

- Spent one season at St. Thomas More Prep in Connecticut before joining Nebraska and was the No. 1 prep school recruit in the 2020 class

SEASON HIGHLIGHTS

- Has started every game and has nine catches for 98 yards, exceeding his career total entering 2022 in both categories
- Set career highs with three receptions and 32 receiving yards vs. Northwestern
- The three receptions matched his season total from both the 2020 and 2021 seasons
- Had two catches for 27 yards in another start against North Dakota
- Tied his career high with three receptions against Georgia Southern totaling 28 yards
- Caught an 11-yard pass vs. No. 6 Oklahoma

GAME-BY-GAME

OPPONENT	REC.	YDS	TD	LONG
vs. Northwestern	3	32	0	15
North Dakota	2	27	0	21
Ga. Southern	3	28	0	15
Oklahoma	1	11	0	11
Indiana				
@ Rutgers				
@ Purdue				
Illinois				
Minnesota				
@ Michigan				
Wisconsin				
@ Iowa				

CAREER RECEIVING STATS

YEAR	G/S	REC.	YDS	Y/R	Y/G	TD
2020	8/1	3	41	13.7	5.1	0
2021	10/0	3	30	10.0	3.0	0
2022	4/4	9	98	10.9	24.5	0
TOTAL	22/5	15	169	11.3	7.7	0

RUSHING: 1 att., 18 yds, 0 TDs

KICKOFF RETURNS: 15 ret., 273 yds, 0 TDs

CAREER HIGHS

Receptions	3 twice
Receiving Yards	32 vs. Northwestern (2022)
Receiving Touchdowns	none
Long Reception	22 at Rutgers (2022)
Kickoff Returns	3 twice
Kickoff Return Yards	63 vs. Illinois (2020)
Long Kickoff Return	29 vs. Illinois (2020)



OMAR BROWN #12

6-1 | 195 | JR. | DB
MINNEAPOLIS, MINN.

CAREER HONORS (2019-21: FCS UNI)

- First-Team FCS All-American (2019, Phil Steele)
- Third-Team FCS All-American (2019, AP)
- FCS Defensive Freshman of the Year (2019)
- FCS All-America Sophomore Team (2021)
- First-Team All-Missouri Valley [MVFC] (2019)
- 2-Time Honorable-Mention All-MVFC
- FCS Defensive Player of the Week (2019)
- MVFC Defensive Player of the Week (2019)
- MVFC Freshman of the Week (2019)
- Nebraska Scholar-Athlete Honor Roll (Spring 2022)

CAREER NOTES

- Spent three seasons at FCS Northern Iowa (2019-21)
- Started 29 games at UNI, totaling 140 tackles, 9.0 TFLs, 13 breakups and eight interceptions

CAREER SUPERLATIVES

- Double-Digit Tackle Games: 1 (at UNI)

SEASON HIGHLIGHTS

- Has made two tackles on the season

GAME-BY-GAME

OPPONENT	UT-AT-TT	TFL-YD	PBU	INT
vs. Northwestern	0-1-1	0.0-0	0	0
North Dakota	0-1-1	0.0-0	0	0
Ga. Southern	0-0-0	0.0-0	0	0
Oklahoma	0-0-0	0.0-0	0	0
Indiana				
@ Rutgers				
@ Purdue				
Illinois				
Minnesota				
@ Michigan				
Wisconsin				
@ Iowa				

CAREER TACKLE STATS

YEAR	G/S	UT	AT	TT	TFL-YD	SCK-YD
2019*	15/15	46	31	77	4.0-11	0.0-0
2020*	7/7	19	11	30	2.0-7	0.0-0
2021*	7/7	24	9	33	3.0-7	0.0-0
2022	4/0	0	2	2	0.0-0	0.0-0
TOTAL	33/29	89	53	142	9.0-25	0.0-0

*at FCS Northern Iowa

Note: 2020 season played in the spring of 2021

CAREER MISCELLANEOUS STATS

YEAR	FF	FR	PBU	INT	QBH	BLK
2019*	0	3	5	6	0	0
2020*	0	0	5	1	0	1
2021*	1	0	3	1	0	0
2022	0	0	0	0	0	0
TOTAL	1	3	13	8	0	1

*at FCS Northern Iowa

CAREER HIGHS

Tackles	11 at Iowa State (2019)*
TFLs	1.0 nine times*
Sacks	none
Breakups	3 at Western Illinois (2020)*
Interceptions	2 at Illinois State (2019)*
Blocked Field Goal	1 at Western Illinois (2020)*

*at FCS Northern Iowa



MARQUES BUFORD JR. #1

5-11 | 190 | SO. | DB
DeSOTO, TEXAS

CAREER HONORS

- Nebraska Scholar-Athlete Honor Roll (Fall 2021)

2022 TOP 25 NCAA FBS RANKINGS

- Total Interceptions: 9th (2)
- Interceptions Per Game: 14th (0.7)

SEASON HIGHLIGHTS

- Has started every game
- Leads Nebraska in interceptions (2)
- Made his first career start against Northwestern and had a career-high seven tackles, his first career game with multiple tackles
- Notched his first career tackle for loss and first career forced fumble, which led to a takeaway and a Husker touchdown
- Totaled five tackles with a TFL vs. North Dakota
- Also broke up a pass in the end zone on a 3rd-and-goal play
- Intercepted two passes to go along with five tackles against Georgia Southern
- Marked his first two career interceptions
- Tied his career high with seven tackles against No. 6 Oklahoma

GAME-BY-GAME

OPPONENT	UT-AT-TT	TFL-YD	PBU	INT
vs. Northwestern	4-3-7	0.5-1	0	0
North Dakota	4-1-5	1.0-1	1	0
Ga. Southern	4-1-5	0.0-0	0	2
Oklahoma	6-1-7	0.0-0	0	0
Indiana				
@ Rutgers				
@ Purdue				
Illinois				
Minnesota				
@ Michigan				
Wisconsin				
@ Iowa				

CAREER TACKLE STATS

YEAR	G/S	UT	AT	TT	TFL-YD	SCK-YD
2021	12/0	1	2	3	0.0-0	0.0-0
2022	4/4	18	6	24	1.5-2	0.0-0
TOTAL	16/4	19	8	27	1.5-2	0.0-0

CAREER MISCELLANEOUS STATS

YEAR	FF	FR	PBU	INT	QBH	BLK
2021	0	0	0	0	0	0
2022	1	0	1	2	0	0
TOTAL	1	0	1	2	0	0

CAREER HIGHS

Tackles	7 twice
TFLs	1.0 vs. North Dakota (2022)
Sacks	none
Breakups	1 vs. North Dakota (2022)
Interceptions	2 vs. Georgia Southern (2022)



BRIAN BUSCHINI #95

6-1 | 225 | SO. | P
HELENA, MONT.

CAREER HONORS (2020-21: FCS MONTANA)

- FCS Punter of the Year (2021)
- FCS First-Team All-American (2021)
- First-Team All-Big Sky (2021)
- Nebraska Scholar-Athlete Honor Roll (Spring 2022)

2022 WATCH LIST

- Ray Guy Award

PERSONAL NOTES

- Married his wife Kellie in 2021
- Looks to become just the fourth Husker letterwinner from Montana (first since 1995)

CAREER NOTES

- Spent three seasons at Montana (2019-21), where he was the 2021 FCS Punter of the Year
- Ranked 3rd in the FCS in punting average in 2021 with a school-record average of 46.0
- Has placed 44 percent of his career punts inside the opponent's 20-yard line (41 of 93)
- 35 percent of his career punts have covered at least 50 yards (33 of 93)

2022 TOP 25 NCAA FBS RANKINGS

- Punting Average: 18th (45.2)

SEASON HIGHLIGHTS

- Averaging 45.2 yards per punt through four games, and the Nebraska season record is 46.5 yards per punt by 16-year NFL veteran Sam Koch in 2005
- Averaged 47.2 yards per punt vs. Northwestern, with four punts downed inside the 20-yard line
- Averaged 42.0 yards per punt vs. North Dakota
- 50.5-yard punt average vs. Georgia Southern, including a career-long 65-yard punt
- Battled through an injury to average 40.8 yards per punt against No. 6 Oklahoma

GAME-BY-GAME

OPPONENT	NO.	AVG	I20	LONG
vs. Northwestern	6	47.2	4	50
North Dakota	2	42.0	1	46
Ga. Southern	4	50.5	0	65
Oklahoma	6	40.8	1	47
Indiana				
@ Rutgers				
@ Purdue				
Illinois				
Minnesota				
@ Michigan				
Wisconsin				
@ Iowa				

CAREER PUNTING STATS

YEAR	NO.	AVG	LG	TB	I20	50+	BLK
2019*							
2020*	6	43.3	52	0	5	2	0
2021*	69	46.0	62	4	30	28	0
2022	18	45.2	65	1	6	3	0
TOTAL	93	45.7	65	5	41	33	0

*at FCS Montana

Note: 2020 season played in the spring of 2021

KICKOFFS: 92 att., 35 touchbacks

CAREER HIGHS

Punts	7 six times*
Average	50.7 at Northern Arizona (2021)*
Inside 20	4 three times*
50-Yard Punts	4 twice*
Long Punt	65 vs. Georgia Southern (2022)

*at FCS Montana



TURNER CORCORAN #69

6-6 | 300 | SO. | OL
LAWRENCE, KAN.

CAREER HONORS

- 3-Time Nebraska Scholar-Athlete Honor Roll

CAREER NOTES

- Started the 2020 season finale at Rutgers at left tackle, becoming the first Husker true freshman to ever start a game at left tackle
- Became just the sixth true freshman offensive lineman to start a game in Nebraska history
- Played in three games total in 2020, becoming the 15th true freshman offensive lineman to play in a game in Nebraska history
- Has started 14 consecutive games (9 at left tackle; five at right tackle)

SEASON HIGHLIGHTS

- Has started every game
- Started the first three games at left guard
- Started at left tackle against Oklahoma

CAREER STATS

- Games: 19 (3 in 2020; 12 in 2021; 4 in 2022)
- Starts: 16 (1 in 2020; 11 in 2021; 4 in 2022)



BRAXTON CLARK #11

6-4 | 195 | JR. | DB
ORLANDO, FLA.

SEASON HIGHLIGHTS

- Saw extensive playing time against Northwestern and had two tackles
- Made one tackle against Georgia Southern
- Had a tackle and a pass breakup against No. 6 Oklahoma

GAME-BY-GAME

OPPONENT	UT-AT-TT	TFL-YD	PBU	INT
vs. Northwestern	1-1-2	0.0-0	0	0
North Dakota	0-0-0	0.0-0	0	0
Ga. Southern	1-0-1	0.0-0	0	0
Oklahoma	1-0-1	0.0-0	1	0
Indiana				
@ Rutgers				
@ Purdue				
Illinois				
Minnesota				
@ Michigan				
Wisconsin				
@ Iowa				

CAREER TACKLE STATS

YEAR	G/S	UT	AT	TT	TFL-YD	SCK-YD
2018*	4/0	1	0	1	0-0	0.0-0
2019	12/1	9	2	11	1-2	0.0-0
2020						
2021	12/0	4	1	5	0.0-0	0.0-0
2022	4/0	3	1	4	0.0-0	0.0-0
TOTAL	32/1	17	4	21	1.0-2	0.0-0

*redshirt season

CAREER MISCELLANEOUS STATS

YEAR	FF	FR	PBU	INT	QBH	BLK
2018*	0	0	0	0	0	0
2019	0	1	0	1	0	0
2020						
2021	0	0	2	0	0	0
2022	0	0	1	0	0	0
TOTAL	0	1	3	1	0	0

*redshirt season

CAREER HIGHS

Tackles	3 twice
TFLs	1 at Purdue (2019)
Sacks	none
Breakups	1 three times
Interceptions	1 vs. Northern Illinois (2019)



DEVIN DREW #91

6-2 | 280 | SR. | DL
KANSAS CITY, MO.

CAREER NOTES

- Graduate transfer from Texas Tech (2020-21), who played in 23 games with 12 starts for the Red Raiders and totaled 55 tackles
- Didn't arrive at Nebraska until the second week of August

SEASON HIGHLIGHTS

- Had one solo tackle against Northwestern in his Husker debut
- Added another tackle against North Dakota
- Had a quarterback hurry vs. Georgia Southern
- Made three tackles against No. 6 Oklahoma, including his first career sack

GAME-BY-GAME

OPPONENT	UT-AT-TT	TFL-YD	SACK-YD
vs. Northwestern	1-0-1	0.0-0	0.0-0
North Dakota	0-1-1	0.0-0	0.0-0
Ga. Southern	0-0-0	0.0-0	0.0-0
Oklahoma	1-2-3	1.0-3	1.0-3
Indiana			
@ Rutgers			
@ Purdue			
Illinois			
Minnesota			
@ Michigan			
Wisconsin			
@ Iowa			

CAREER TACKLE STATS

YEAR	G/S	UT	AT	TT	TFL-YD	SCK-YD
2020*	10/1	14	7	21	0.5-0	0.0-0
2021*	13/11	21	13	34	0.0-0	0.0-0
2022	4/0	2	3	5	1.0-3	1.0-3
TOTAL	27/12	37	23	60	1.5-3	1.0-3

*at Texas Tech

CAREER MISCELLANEOUS STATS

YEAR	FF	FR	PBU	INT	QBH	BLK
2020*	0	0	0	0	3	0
2021*	0	1	0	0	7	0
2022	0	0	0	0	0	0
TOTAL	0	1	0	0	10	0

*at Texas Tech

CAREER HIGHS

Tackles	5 twice*
TFLs	1.0 vs. Oklahoma (2022)
Sacks	1.0 vs. Oklahoma (2022)
Breakups	none

*at Texas Tech



GABE ERVIN JR. #22

6-0 | 215 | R-FR. | RB
BUFORD, GA.

CAREER HONORS

- Nebraska Scholar-Athlete Honor Roll (Spring 2021)

CAREER NOTES

- Started two of Nebraska's first four games in 2021 before a season-ending knee injury
- Started the 2021 season opener at Illinois, becoming the first Nebraska true freshman running back to start a season opener in the modern era
- Was just the seventh position player to start a Husker season opener as a true freshman

SEASON HIGHLIGHTS

- Has played in every game
- Had his first carry of the season vs. North Dakota
- Had a two-yard rush against Georgia Southern
- Led Nebraska with a career-high 60 yards rushing on seven carries vs. No. 6 Oklahoma

GAME-BY-GAME

OPPONENT	ATT.	YDS	TD	LONG
vs. Northwestern	0	0	0	-
North Dakota	1	-1	0	-1
Ga. Southern	1	2	0	2
Oklahoma	7	60	0	14
Indiana				
@ Rutgers				
@ Purdue				
Illinois				
Minnesota				
@ Michigan				
Wisconsin				
@ Iowa				

CAREER RUSHING STATS

YEAR	G/S	ATT.	NET	Y/A	Y/G	TD
2021	4/2	37	124	3.4	31.0	2
2022	4/0	9	61	6.8	15.3	0
TOTAL	8/2	46	185	4.0	23.1	0

RECEIVING: 2 rec., 6 yds, 0 TDs

CAREER HIGHS

Attempts	12 at Illinois (2021)
Yards	60 vs. Oklahoma (2022)
Touchdowns	2 vs. Buffalo
Long Rush	21 vs. Buffalo (2021)
Receptions	2 vs. Buffalo (2021)
Receiving Yards	6 vs. Buffalo (2021)
Receiving Touchdowns	none
Long Reception	3 twice



MYLES FARMER #8

6-3 | 200 | SO. | S
ATLANTA, GA.

CAREER HONORS

- Brook Berringer Citizenship Team (2020)
- Tom Osborne Citizenship Team (2020)

SEASON HIGHLIGHTS

- Has started every game, totaling exactly six tackles in all four contests
- Recorded six tackles against Northwestern
- Had six more tackles against North Dakota with his first career pass breakup
- Had a third straight game with six tackles against Georgia Southern and added another breakup
- Posted his fourth straight game with six tackles vs. No. 6 Oklahoma, adding his first career solo TFL

GAME-BY-GAME

OPPONENT	UT-AT-TT	TFL-YD	PBU	INT
vs. Northwestern	5-1-6	0.0-0	0	0
North Dakota	5-1-6	0.0-0	1	0
Ga. Southern	4-2-6	0.0-0	1	0
Oklahoma	4-2-6	1.0-3	0	0
Indiana				
@ Rutgers				
@ Purdue				
Illinois				
Minnesota				
@ Michigan				
Wisconsin				
@ Iowa				

CAREER TACKLE STATS

YEAR	G/S	UT	AT	TT	TFL-YD	SCK-YD
2019*	4/0	1	0	1	0-0	0.0-0
2020	5/1	6	2	8	0.0-0	0.0-0
2021	12/4	17	13	30	0.5-1	0.0-0
2022	4/4	18	6	24	1.0-3	0.0-0
TOTAL	25/9	42	21	63	1.5-4	0.0-0

*redshirt season

CAREER MISCELLANEOUS STATS

YEAR	FF	FR	PBU	INT	QBH	BLK
2019*	0	0	0	0	0	0
2020	1	0	0	2	0	0
2021	0	1	0	1	0	0
2022	0	0	2	0	0	0
TOTAL	1	1	2	3	0	0

*redshirt season

CAREER HIGHS

Tackles	7 vs. Ohio St. (2021)
TFLs	1.0 vs. Oklahoma (2022)
Sacks	none
Breakups	1 twice
Interceptions	2 at Northwestern (2020)



COLTON FEIST #82

6-2 | 275 | JR. | DL
YUTAN, NEB.

CAREER HONORS

- 2-Time Big Ten Distinguished Scholar
- 3-Time Academic All-Big Ten (2020)
- 8-Time Nebraska Scholar-Athlete Honor Roll
- Brook Berringer Citizenship Team (2019)
- Tom Osborne Citizenship Team (2010)

CAREER NOTES

- Earned his degree in management

SEASON HIGHLIGHTS

- Has started every game and recorded the first nine tackles of his career
- Made his first career start against Northwestern and finished with his first five career tackles, all solo stops
- Started and had three tackles and a quarterback hurry against North Dakota
- Had one tackle against Georgia Southern

GAME-BY-GAME

OPPONENT	UT-AT-TT	TFL-YD	SACK-YD
vs. Northwestern	5-0-5	0.0-0	0.0-0
North Dakota	2-1-3	0.0-0	0.0-0
Ga. Southern	0-1-1	0.0-0	0.0-0
Oklahoma	0-0-0	0.0-0	0.0-0
Indiana			
@ Rutgers			
@ Purdue			
Illinois			
Minnesota			
@ Michigan			
Wisconsin			
@ Iowa			

CAREER TACKLE STATS

YEAR	G/S	UT	AT	TT	TFL-YD	SCK-YD
2018					Redshirt	
2019	0/0	0	0	0	0.0-0	0.0-0
2020	4/0	0	0	0	0.0-0	0.0-0
2021	8/0	0	0	0	0.0-0	0.0-0
2022	4/4	7	2	9	0.0-0	0.0-0
TOTAL	16/4	7	2	9	0.0-0	0.0-0

CAREER MISCELLANEOUS STATS

YEAR	FF	FR	PBU	INT	QBH	BLK
2018						Redshirt
2019	0	0	0	0	0	0
2020	0	0	0	0	0	0
2021	0	0	1	0	0	0
2022	0	0	0	0	1	0
TOTAL	0	0	1	0	1	0

CAREER HIGHS

Tackles	5 vs. Northwestern (2022)
TFLs	none
Sacks	none
Breakups	1 twice



BRENDAN FRANKE #92

6-1 | 240 | SO. | PK
GRETNA, NEB.

CAREER NOTES

- Joined Nebraska in the summer of 2021 after playing for Morningside College in Sioux City, Iowa, during the 2020-21 season
- Did not play high school football but was the starting goalkeeper for the Gretna soccer team

SEASON HIGHLIGHTS

- Has booted 15 of his 21 kickoffs for touchbacks while allowing only four returns for just 47 yards (11.8 yards per return)
- Recorded two touchbacks against Northwestern while allowing only one return
- Also attempted his first career field goal, a 56-yarder at the end of the first half
- Had five touchbacks in seven kickoffs against both North Dakota and Georgia Southern
- Booted all three of his kickoffs for touchbacks against No. 6 Oklahoma

GAME-BY-GAME

OPPONENT	KICKOFFS	TOUCHBACKS
vs. Northwestern	4	2
North Dakota	7	5
Ga. Southern	7	5
Oklahoma	3	3
Indiana		
@ Rutgers		
@ Purdue		
Illinois		
Minnesota		
@ Michigan		
Wisconsin		
@ Iowa		

CAREER KICKING STATS

YEAR	G/S	PAT	FG	PCT.	PTS	LG
2020*	9/0	3-4	0-0	0.0	3	-
2021	12/0	0-0	0-0	0.0	0	-
2022	4/0	0-0	0-1	0.0	0	-
TOTAL	25/0	3-4	0-1	0.0	3	-

*at NAIA Morningside College

CAREER KICKOFFS: 142 att., 88 touchbacks
NEBRASKA KICKOFFS: 83 att., 53 touchbacks

CAREER HIGHS

Field Goal Attempts	1 vs. Northwestern (2022)
Field Goals Made	none
Points	3 at Briar Cliff (2020)*
PATs	3 at Briar Cliff (2020)*
Kickoffs	9 three times
Touchbacks	6 at Concordia [Neb.] (2021)*

*at NAIA Morningside College



ISAIAH GARCIA-CASTANEDA #2

6-0 | 185 | JR. | WR
TWENTYNINE PALMS, CALIF.

CAREER HONORS

- Nebraska Scholar-Athlete Honor Roll (Spring 2022)

CAREER NOTES

- Grad transfer from New Mexico State
- Played in 12 games with seven starts for the Aggies (2020-21), totaling 42 catches for 639 yards and four touchdowns

CAREER SUPERLATIVES

- 100-Yard Receiving Games: 2
- Games with 2+ TD Catches: 1

2022 TOP 25 NCAA FBS RANKINGS

- Yards Per Reception: 10th (30.0)

SEASON HIGHLIGHTS

- Had four catches for a career-high 120 yards in his Husker debut against Northwestern, his second career 100-yard receiving game
- Caught a 32-yard touchdown pass for his first reception as a Husker
- Did not have a catch against North Dakota, snapping his streak of 14 consecutive games with a reception at the FBS level

GAME-BY-GAME

OPPONENT	REC.	YDS	TD	LONG
vs. Northwestern	4	120	1	58
North Dakota	0	0	0	-
Ga. Southern	0	0	0	-
Oklahoma	1	0	0	-
Indiana				
@ Rutgers				
@ Purdue				
Illinois				
Minnesota				
@ Michigan				
Wisconsin				
@ Iowa				

CAREER RECEIVING STATS

YEAR	G/S	REC.	YDS	Y/R	Y/G	TD
2020*	2/0	5	61	12.2	30.5	0
2021*	10/7	37	578	15.6	57.8	4
2022	4/0	5	121	24.2	30.3	1
TOTAL	16/7	47	760	16.2	47.5	5

*at New Mexico State


Note: 2020 season played in the spring of 2021

RUSHING: 1 att., 6 yds, 0 TDs
PASSING: 1-for-2, 11 yards, 1 TD

CAREER HIGHS

Receptions	7 at San Jose St. (2021)*
Receiving Yards	120 vs. Northwestern (2022)
Receiving Touchdowns	2 at San Jose St. (2021)*
Long Reception	75 [TD] at New Mexico (2021)*

*New Mexico State



ISAAC GIFFORD #23

6-1 | 200 | SO. | NICKEL
LINCOLN, NEB.

CAREER HONORS

- Academic All-Big Ten (2021)
- 5-Time Nebraska Scholar-Athlete Honor Roll

PERSONAL NOTES

- His brother Luke was a Husker linebacker (2014-18) and 2018 team captain who currently plays for the Dallas Cowboys

SEASON HIGHLIGHTS

- Ranks 2nd on the team with a career-high 25 tackles, 14 more tackles than he recorded in his first two seasons combined
- Tied his career high with three tackles against Northwestern and broke up the second pass of his career
- Made his first career start against North Dakota and had eight tackles with his first career TFL
- Had a career-high 11 tackles in another start against Georgia Southern with a breakup
- Made his third straight start against No. 6 Oklahoma and recorded three tackles and his first career quarterback hurry

GAME-BY-GAME

OPPONENT	UT-AT-TT	TFL-YD	PBU	INT
vs. Northwestern	2-1-3	0.0-0	1	0
North Dakota	7-1-8	1.0-5	0	0
Ga. Southern	6-5-11	0.0-0	1	0
Oklahoma	3-0-3	0.0-0	0	0
Indiana				
@ Rutgers				
@ Purdue				
Illinois				
Minnesota				
@ Michigan				
Wisconsin				
@ Iowa				

CAREER TACKLE STATS

YEAR	G/S	UT	AT	TT	TFL-YD	SCK-YD
2020	8/0	2	2	4	0.0-0	0.0-0
2021	12/0	4	3	7	0.0-0	0.0-0
2022	4/3	18	7	25	1.0-5	0.0-0
TOTAL	24/3	24	12	36	1.0-5	0.0-0

CAREER MISCELLANEOUS STATS

YEAR	FF	FR	PBU	INT	QBH	BLK
2020	0	0	0	0	0	0
2021	0	0	1	0	0	0
2022	0	0	2	0	1	0
TOTAL	0	0	2	0	1	0

CAREER HIGHS

Tackles	11 vs. Georgia Southern (2022)
TFLs	1.0 vs. North Dakota (2022)
Sacks	none
Breakups	1 three times



ANTHONY GRANT #10

5-11 | 200 | JR. | RB
BUFORD, GA.

CAREER HONORS

- B1G Co-Offensive Player of the Week (9/5)
- Nebraska Scholar-Athlete Honor Roll (Spring 2022)

CAREER SUPERLATIVES

- 100-Yard Rushing Games: 3
- Games with Multiple Rushing Touchdowns: 2

CAREER NOTES

- Began his career at Florida State (2018-19)
- Played at New Mexico Military Institute (2020-21)
- Was the NJCAA Male Student-Athlete of the Year & Football Offensive Player of the Year

2022 TOP 25 NCAA FBS RANKINGS

- Rushing Yards: 10th (464)
- Rushing Yards Per Game: 10th (116.0)
- Rushing Touchdowns: 19th (5)
- All-Purpose Yards Per Game: 21st (131.8)

SEASON HIGHLIGHTS

- Has started every game
- Has rushed for 100 yards in three games
- Was the first Husker running back to have 100 yards rushing in each of his first three games as a Husker since Bobby Reynolds in 1950
- Ran for 101 yards and two touchdowns vs. Northwestern, the first Husker with 100 rushing yards in his debut since 2018
- Had a 46-yard touchdown run in the third quarter
- Had another 46-yard TD as part of a 189-yard rushing effort against North Dakota, becoming the first Husker since 2018 with back-to-back 100-yard rushing games
- Was the Big Ten co-Offensive Player of the Week, the first Husker to win the award since 2018
- Had a career-high 27 rushes for 138 yards and one touchdown against Georgia Southern
- Carried 13 times for 36 yards against No. 6 Oklahoma

GAME-BY-GAME

OPPONENT	ATT.	YDS	TD	LONG
vs. Northwestern	19	101	2	46
North Dakota	23	189	2	46
Ga. Southern	27	138	1	14
Oklahoma	13	36	0	12

Indiana	
@ Rutgers	
@ Purdue	
Illinois	
Minnesota	
@ Michigan	
Wisconsin	
@ Iowa	

CAREER RUSHING STATS

YEAR	G/S	ATT.	NET	Y/A	Y/G	TD
2018*	12/0	5	5	0.0	0.0	0
2019*					Redshirt	
2020					New Mexico Military Institute	
2021					New Mexico Military Institute	
2022	4/4	82	464	5.7	116.0	5
TOTAL	16/4	87	469	5.4	31.0	5

*at Florida State

KICKOFF RETURNS 14 ret., 294 yds, 0 TDs

CAREER HIGHS

Attempts	27 vs. Georgia Southern (2022)
Yards	189 vs. North Dakota (2022)
Touchdowns	2 twice
Long Rush	46 twice (both TDs)
Kickoff Returns	4 vs. Samford (2018)*
Kickoff Return Yards	101 vs. Samford (2018)*
Long Kickoff Return	30 vs. Wake Forest (2018)*

*at Florida State



ERNEST HAUSMANN #15

6-2 | 220 | FR. | LB
COLUMBUS, NEB.

PERSONAL NOTES

- Born in Uganda
- Was legally adopted when he was two years old but was unable to join his new family in Nebraska until he was five years old

SEASON HIGHLIGHTS

- Finished with three tackles as the only true freshman to see defensive snaps in the season opener against Northwestern
- Made his first career start and had six tackles vs. North Dakota
- Became only the fifth true freshman linebacker to start for Nebraska in the last 30 seasons
- Also started against Georgia Southern and recorded seven tackles
- Recorded one tackle against No. 6 Oklahoma

GAME-BY-GAME

OPPONENT	UT-AT-TT	TFL-YD	SACK-YD
vs. Northwestern	2-1-3	0.0-0	0.0-0
North Dakota	1-5-6	0.0-0	0.0-0
Ga. Southern	3-4-7	0.0-0	0.0-0
Oklahoma	1-0-1	0.0-0	0.0-0
Indiana			
@ Rutgers			
@ Purdue			
Illinois			
Minnesota			
@ Michigan			
Wisconsin			
@ Iowa			

CAREER TACKLE STATS

YEAR	G/S	UT	AT	TT	TFL-YD	SCK-YD
2022	4/2	7	10	17	0.0-0	0.0-0

CAREER MISCELLANEOUS STATS

YEAR	FF	FR	PBU	INT	QBH	BLK
2022	0	0	0	0	0	0

CAREER HIGHS

Tackles	7 vs. Georgia Southern (2022)
TFLs	none
Sacks	none
Breakups	none



NICK HENRICH #42

6-3 | 225 | SO. | LB
OMAHA, NEB.

CAREER HONORS

- Team Captain (2022)
- 2-Time Academic All-Big Ten
- 7-Time Nebraska Scholar-Athlete Honor Roll

CAREER NOTES

- Earned his degree in psychology

CAREER SUPERLATIVES

- Double-Digit Tackle Games: 4

SEASON HIGHLIGHTS

- Finished with nine tackles against Northwestern
- Missed the North Dakota game due to injury, snapping his streak of 14 consecutive starts
- Also missed the Georgia Southern contest due to injury
- Returned from the injury to start against No. 6 Oklahoma, finishing with six tackles and 1.0 TFL

GAME-BY-GAME

OPPONENT	UT-AT-TT	TFL-YD	SACK-YD
vs. Northwestern	2-7-9	0.0-0	0.0-0
North Dakota		-DNP-	
Ga. Southern		-DNP-	
Oklahoma	3-3-6	1.0-1	0.0-0
Indiana			
@ Rutgers			
@ Purdue			
Illinois			
Minnesota			
@ Michigan			
Wisconsin			
@ Iowa			

CAREER TACKLE STATS

YEAR	G/S	UT	AT	TT	TFL-YD	SCK-YD
2019*	1/0	0	0	0	0.0-0	0.0-0
2020	7/1	8	19	27	0.5-1	0.0-0
2021	12/12	39	60	99	3.5-8	0.5-3
2022	2/2	5	10	15	1.0-1	0.0-0
TOTAL	22/15	52	89	141	5.0-10	0.5-3

*redshirt season

CAREER MISCELLANEOUS STATS

YEAR	FF	FR	PBU	INT	QBH	BLK
2019*	0	0	0	0	0	0
2020	0	0	0	0	2	0
2021	0	0	0	0	3	0
2022	0	0	0	0	0	0
TOTAL	0	0	0	0	5	0

*redshirt season

CAREER HIGHS

Tackles	15 vs. Michigan (2021)
TFLs	1.0 twice
Sacks	0.5 at Michigan St.
Breakups	none



TOMMI HILL #0

6-0 | 200 | SO. | DB
ORLANDO, FLA.

CAREER NOTES

- Spent his freshman year (2021) at Arizona State

SEASON HIGHLIGHTS

- Has started every game and leads Nebraska with four pass breakups
- Started in his Husker debut against Northwestern and had five tackles, a breakup and a hurry
- Had three tackles and another breakup against North Dakota
- Made a career-high eight tackles and had a career-high two breakups vs. Georgia Southern
- Had one tackle vs. No. 6 Oklahoma

GAME-BY-GAME

OPPONENT	UT-AT-TT	TFL-YD	PBU	INT
vs. Northwestern	2-3-5	0.0-0	1	0
North Dakota	1-2-3	0.0-0	1	0
Ga. Southern	6-2-8	0.0-0	2	0
Oklahoma	1-0-1	0.0-0	0	0
Indiana				
@ Rutgers				
@ Purdue				
Illinois				
Minnesota				
@ Michigan				
Wisconsin				
@ Iowa				

CAREER TACKLE STATS

YEAR	G/S	UT	AT	TT	TFL-YD	SCK-YD
2021*	11/0	7	2	9	0.0-0	0.0-0
2022	4/4	10	7	17	0.0-0	0.0-0
TOTAL	15/4	17	9	26	0.0-0	0.0-0

*at Arizona State


CAREER MISCELLANEOUS STATS

YEAR	FF	FR	PBU	INT	QBH	BLK
2021*	0	0	0	0	0	0
2022	0	0	4	0	1	0
TOTAL	0	0	4	0	1	0

*at Arizona State

CAREER HIGHS

Tackles	8 vs. Georgia Southern (2022)
TFLs	none
Sacks	none
Breakups	2 vs. Georgia Southern (2022)
Interceptions	none



TRENT HIXSON #75

6-4 | 305 | SR. | OL
OMAHA, NEB.

CAREER HONORS

- Big Ten Distinguished Scholar (2021)
- 4-Time Academic All-Big Ten
- 10-Time Nebraska Scholar-Athlete Honor Roll
- 4-Time Brook Berringer Citizenship Team
- 4-Time Tom Osborne Citizenship Team

CAREER NOTES

- Earned his degree in accounting

SEASON HIGHLIGHTS

- Has started every game at center
- Made his first career start at center against Northwestern

CAREER STATS

- **Games:** 28
(4 in 2018; 12 in 2019; 3 in 2020; 5 in 2021; 4 in 2022)
- **Starts:** 18 (12 in 2019; 2 in 2021; 4 in 2022)



NASH HUTMACHER #72

6-4 | 330 | SO. | DL
OACOMA, S.D.

CAREER HONORS

- Academic All-Big Ten (2021)
- 4-Time Nebraska Scholar-Athlete Honor Roll

CAREER NOTES

- Was a four-time state champion wrestler with a 166-0 record from his freshman to senior season at Chamberlain High School
- Won each of his final 73 high school matches by pin, the second-longest pin streak in the history of high school wrestling
- Won two national championships as a high school wrestler

SEASON HIGHLIGHTS

- Has played in every game with one start
- Made his first career start against Northwestern
- Had his first career tackle vs. North Dakota
- Finished with a career-high two tackles against No. 6 Oklahoma

GAME-BY-GAME

OPPONENT	UT-AT-TT	TFL-YD	SACK-YD
vs. Northwestern	0-0-0	0.0-0	0.0-0
North Dakota	0-1-1	0.0-0	0.0-0
Ga. Southern	0-0-0	0.0-0	0.0-0
Oklahoma	0-2-2	0.0-0	0.0-0
Indiana			
@ Rutgers			
@ Purdue			
Illinois			
Minnesota			
@ Michigan			
Wisconsin			
@ Iowa			

CAREER TACKLE STATS

YEAR	G/S	UT	AT	TT	TFL-YD	SCK-YD
2020*	1/0	0	0	0	0.0-0	0.0-0
2021	11/0	0	0	0	0.0-0	0.0-0
2022	3/1	0	3	3	0.0-0	0.0-0
TOTAL	16/1	0	3	3	0.0-0	0.0-0

*redshirt season

CAREER MISCELLANEOUS STATS

YEAR	FF	FR	PBU	INT	QBH	BLK
2020*	0	0	0	0	0	0
2021	0	0	0	0	0	0
2022	0	0	0	0	0	0
TOTAL	0	0	0	0	0	0

*redshirt season

CAREER HIGHS

Tackles	2 vs. Oklahoma (2022)
TFLs	none
Sacks	none
Breakups	none



RAHMIR JOHNSON #14

5-10 | 185 | SO. | RB
ORADELL, N.J.

CAREER HONORS

- Nebraska Scholar-Athlete Honor Roll (Fall 2021)
- 2-Time Brook Berringer Citizenship Team
- 2-Time Tom Osborne Citizenship Team

CAREER SUPERLATIVES

- Games with Multiple Rushing Touchdowns: 2
- 100-Yard Receiving Games: 1

SEASON HIGHLIGHTS

- Has played in every game but does not have a carry, reception or return

RUSHING GAME-BY-GAME

OPPONENT	ATT.	YDS	TD	LONG
vs. Northwestern	0	0	0	-
North Dakota	0	0	0	-
Ga. Southern	0	0	0	-
Oklahoma	0	0	0	-
Indiana				
@ Rutgers				
@ Purdue				
Illinois				
Minnesota				
@ Michigan				
Wisconsin				
@ Iowa				

CAREER RUSHING STATS

YEAR	G/S	ATT.	NET	Y/A	Y/G	TD
2019*	4/0	21	64	3.0	16.3	1
2020	6/0	8	30	3.8	5.0	1
2021	10/7	112	495	4.4	49.5	4
2022	4/0	0	0	0.0	0.0	0
TOTAL	24/7	141	589	4.2	24.5	6

*redshirt season

KICKOFF RETURNS: 6 ret., 92 yds, 0 TD

CAREER RECEIVING STATS

YEAR	G/S	REC.	YDS	Y/R	Y/G	TD
2019*	4/0	1	12	12.0	3.0	0
2020	6/0	6	33	5.5	5.5	0
2021	10/7	16	197	12.3	19.7	2
2022	4/0	0	0	0.0	0.0	0
TOTAL	24/7	23	242	10.5	10.1	2

*redshirt season

CAREER HIGHS

Rushing Attempts	19 at Michigan St. (2021)
Rushing Yards	83 at Minnesota (2021)
Rushing TDs	2 twice
Long Rush	29 at Minnesota (2021)
Receptions	6 vs. Michigan (2021)
Receiving Yards	105 vs. Michigan (2021)
Receiving Touchdowns	1 twice
Long Reception	43 vs. Michigan (2021)



CHRIS KOLAREVIC #31

6-1 | 225 | SR. | NICKEL
TRAVERSE CITY, MICH.

CAREER HONORS

- 2-Time Nebraska Scholar-Athlete Honor Roll

CAREER NOTES

- Graduate transfer from FCS Northern Iowa
- Played in 16 games with 15 starts at UNI, recording 144 tackles, 9.5 TFLs and 2.0 sacks

CAREER SUPERLATIVES

- Double-Digit Tackle Games: 9

SEASON HIGHLIGHTS

- Made two tackles, including a two-yard tackle for loss, in his debut at nickel vs. Northwestern
- Had two tackles and a hurry vs. North Dakota
- Totaled eight tackles against No. 6 Oklahoma

GAME-BY-GAME

OPPONENT	UT-AT-TT	TFL-YD	PBU	INT
vs. Northwestern	1-1-2	1.0-2	0	0
North Dakota	0-2-2	0.0-0	0	0
Ga. Southern	0-0-0	0.0-0	0	0
Oklahoma	2-6-8	0.0-0	0	0
Indiana				
@ Rutgers				
@ Purdue				
Illinois				
Minnesota				
@ Michigan				
Wisconsin				
@ Iowa				

CAREER TACKLE STATS

YEAR	G/S	UT	AT	TT	TFL-YD	SCK-YD
2017		Redshirt				
2018*	6/6	25	40	65	3.0-4	0.0-0
2019*	10/9	33	46	79	6.5-23	2.0-17
2020*		DNP (No FCS Fall Season)				
2021	12/0	15	12	27	1.0-1	0.0-0
2022	4/0	2	9	12	1.0-2	0.0-0
TOTAL	32/15	76	108	183	11.5-30	2.0-17

*at FCS Northern Iowa

CAREER MISCELLANEOUS STATS

YEAR	FF	FR	PBU	INT	QBH	BLK
2017*		Redshirt				
2018*	0	0	4	1	0	0
2019*	0	1	1	1	1	0
2020*		DNP (No FCS Fall Season)				
2021	0	0	0	0	0	0
2022	0	0	0	0	1	0
TOTAL	0	1	5	2	2	0

*at FCS Northern Iowa

CAREER HIGHS

Tackles	19 vs. South Dakota (2019)*
TFLs	1.5 twice*
Sacks	1.0 twice*
Breakups	2 at Indiana State (2018)*
Interceptions	1 twice*

*at FCS Northern Iowa



WYATT LIEWER #85

6-4 | 190 | JR. | WR
O'NEILL, NEB.

CAREER HONORS

- Nebraska Offensive Scout Team MVP (2018)
- Big Ten Distinguished Scholar (2022)
- 3-Time Academic All-Big Ten
- 8-Time Nebraska Scholar-Athlete Honor Roll
- Brook Berringer Citizenship Team (2019)
- Tom Osborne Citizenship Team (2019)

PERSONAL NOTES

- His father, Jamie, was a three-year letterwinner for the Huskers from 1990 to 1992, and a two-year starter on the defensive line

CAREER NOTES

- Earned his degree in agricultural economics

SEASON HIGHLIGHTS

- Started against Northwestern
- Caught his first pass of the season with a career-long 13-yard grab against Georgia Southern
- Had a five-yard catch against No. 6 Oklahoma

GAME-BY-GAME

OPPONENT	REC.	YDS	TD	LONG
vs. Northwestern	0	0	0	-
North Dakota	0	0	0	-
Ga. Southern	1	13	0	13
Oklahoma	1	5	0	5
Indiana				
@ Rutgers				
@ Purdue				
Illinois				
Minnesota				
@ Michigan				
Wisconsin				
@ Iowa				

CAREER RECEIVING STATS

YEAR	G/S	REC.	YDS	Y/R	Y/G	TD
2018		Redshirt				
2019	0/0	0	0	0.0	0.0	0
2020	8/0	3	22	7.3	2.8	1
2021	12/4	4	24	6.0	2.0	0
2022	4/1	2	18	9.0	4.5	0
TOTAL	24/5	9	64	7.1	2.7	1

CAREER HIGHS

Receptions	2 twice
Receiving Yards	22 vs. Minnesota (2020)
Receiving Touchdowns	1 at Purdue (2020)
Long Reception	13 vs. Ga. Southern (2022)



OMAR MANNING #5

6-4 | 225 | SR. | WR
LANCASTER, TEXAS

CAREER HONORS

- Sam Foltz 27 Hero Leadership Award (2022)
- Brook Berringer Citizenship Team (2022)
- Tom Osborne Citizenship Team (2022)

CAREER NOTES

- Began his career at TCU, redshirting in 2017, before spending the 2018 and 2019 seasons at Kilgore College in Texas
- Nation's No. 1-ranked junior college wide receiver in the 2020 class

SEASON HIGHLIGHTS

- Saw his first action against North Dakota and had two catches for 16 yards
- Made an eight-yard reception against Georgia Southern

GAME-BY-GAME

OPPONENT	REC.	YDS	TD	LONG
vs. Northwestern		-DNP-		
North Dakota	2	16	0	13
Ga. Southern	1	8	0	8
Oklahoma	0	0	0	-
Indiana				
@ Rutgers				
@ Purdue				
Illinois				
Minnesota				
@ Michigan				
Wisconsin				
@ Iowa				

CAREER RECEIVING STATS

YEAR	G/S	REC.	YDS	Y/R	Y/G	TD
2017*		Redshirt				
2018		Kilgore College				
2019		Kilgore College				
2020	1/0	0	0	0.0	0.0	0
2021	11/7	26	380	14.6	34.5	2
2022	3/0	3	24	8.0	8.0	0
TOTAL	15/7	29	404	13.9	26.9	2

*at TCU

RUSHING: 2 att., 0 yds, 0 TD

CAREER HIGHS

Receptions	4 twice
Receiving Yards	75 vs. Purdue (2021)
Receiving Touchdowns	1 twice
Long Reception	40 vs. Iowa (2021)



OLIVER MARTIN #89

6-1 | 200 | SR. | WR
CORALVILLE, IOWA

CAREER HONORS

- Nebraska Scholar-Athlete Honor Roll (Spring 2021)

CAREER NOTES

- Has caught a touchdown pass for three different Big Ten teams (Michigan, Iowa, Nebraska)
- Began his career at Michigan (2017-18)
- Redshirted in 2017 and caught 11 passes for 125 yards and one touchdown in 13 games in 2018
- Transferred to Iowa in 2019 and was immediately eligible, totaling five catches for 28 yards
- Transferred to Nebraska in 2020 but did not receive an eligibility waiver until November
- Earned his Nebraska degree in finance

CAREER SUPERLATIVES

- 100-Yard Receiving Games: 1

SEASON HIGHLIGHTS

- Has played in every game
- Caught his first two passes of the season against Georgia Southern, totaling 36 yards
- Made an 18-yard grab vs. No. 6 Oklahoma

GAME-BY-GAME

OPPONENT	REC.	YDS	TD	LONG
vs. Northwestern	0	0	0	-
North Dakota	0	0	0	-
Ga. Southern	2	36	0	26
Oklahoma	1	18	0	18
Indiana				
@ Rutgers				
@ Purdue				
Illinois				
Minnesota				
@ Michigan				
Wisconsin				
@ Iowa				

CAREER RECEIVING STATS

YEAR	G/S	REC.	YDS	Y/R	Y/G	TD
2017*						
		Redshirt				
2018*	13/1	11	125	11.4	9.6	1
2019^	8/0	5	28	5.6	5.6	1
2020	5/4	5	63	12.6	12.6	0
2021	8/3	10	170	17.0	21.3	1
2022	4/0	3	54	18.0	13.5	0
TOTAL	38/8	34	440	12.9	11.6	3

*at Michigan; ^at Iowa

RUSHING: 3 att., 16 yds, 0 TD

PUNT RETURNS: 4 ret., 26 yds, 0 TD

CAREER HIGHS

Receptions	6 at Illinois (2021)
Receiving Yards	103 at Illinois (2021)
Receiving Touchdowns	1 three times
Long Reception	43 at Illinois (2021)

*at Michigan; ^at Iowa



OCHAUN MATHIS #32

6-5 | 260 | JR. | EDGE
MANOR, TEXAS

CAREER HONORS (2018-21: TCU)

- 2-Time Second-Team All-Big 12
- Honorable-Mention Big 12 Defensive Lineman of the Year (2020)

2022 WATCH LIST

- Bronko Nagurski Trophy

CAREER SUPERLATIVES

- Games with 2.0 or More Sacks: 4

ACTIVE FBS CAREER RANKINGS

- TFLs: 20th (32.0)

CAREER NOTES

- Graduate transfer was a two-time All-Big 12 pick played in 38 games with 34 starts at TCU, totaling 135 tackles, 30.5 TFLs and 15.5 sacks
- Earned his degree in general studies from TCU

SEASON HIGHLIGHTS

- Ranked as the nation's No. 1 edge transfer (On3) and No. 7 overall newcomer (ESPN)
- Made eight tackles in his debut vs. Northwestern
- Had a five-yard sack against North Dakota
- Totaled five tackles with a half TFL against Georgia Southern
- Recorded seven tackles against No. 6 Oklahoma

GAME-BY-GAME

OPPONENT	UT-AT-TT	TFL-YD	SACK-YD
vs. Northwestern	4-4-8	0.0-0	0.0-0
North Dakota	1-1-2	1.0-5	1.0-5
Ga. Southern	0-5-5	0.5-0	0.0-0
Oklahoma	4-3-7	0.0-0	0.0-0
Indiana			
@ Rutgers			
@ Purdue			
Illinois			
Minnesota			
@ Michigan			
Wisconsin			
@ Iowa			

CAREER TACKLE STATS

YEAR	G/S	UT	AT	TT	TFL-YD	SCK-YD
2018*^	4/0	1	3	4	0.5-2	0.0-0
2019*	12/12	20	20	40	9.3-34	2.5-19
2020	10/10	26	20	46	14.0-78	9.0-62
2021	12/12	30	15	45	7.0-35	4.0-28
2022	4/0	9	13	22	1.5-5	1.0-5
TOTAL	42/34	86	71	157	32.0-154	16.5-114

*at TCU; ^redshirt season

CAREER MISCELLANEOUS STATS

YEAR	FF	FR	PBU	INT	QBH	BLK
2018*^	0	0	0	0	0	0
2019*	0	0	1	0	6	0
2020	1	1	0	0	2	0
2021	0	0	3	0	5	1
2022	0	0	0	0	1	0
TOTAL	1	1	4	0	14	1

*at TCU; ^redshirt season

CAREER HIGHS

Tackles	9 vs. Louisiana Tech (2020)*
TFLs	3.0 vs. Texas Tech (2020)*
Sacks	3.0 vs. Texas Tech (2020)*
Breakups	2 at Texas Tech (2021)*
Blocked Field Goals	1 vs. West Virginia (2021)*

*at TCU



ETEVA MAUGA-CLEMENTS #5

6-1 | 220 | SR. | LB
PLEASANT HILL, CALIF.

CAREER HONORS

- Arthur Ashe Jr. Sports Scholar Award (2022)
- Academic All-Big Ten (2021)
- 4-Time Nebraska Scholar-Athlete Honor Roll
- Brook Berringer Citizenship Team (2020)
- Tom Osborne Citizenship Team (2020)

CAREER NOTES

- Played two seasons at Diablo Valley Community College before transferring to Nebraska
- Earned his Nebraska degree in criminology and criminal justice

SEASON HIGHLIGHTS

- Made two stops against Northwestern in the season opener
- Tied his then-career high with three tackles against North Dakota
- Set a career high with five tackles against No. 6 Oklahoma

GAME-BY-GAME

OPPONENT	UT-AT-TT	TFL-YD	SACK-YD
vs. Northwestern	1-1-2	0.0-0	0.0-0
North Dakota	1-2-3	0.0-0	0.0-0
Ga. Southern	0-0-0	0.0-0	0.0-0
Oklahoma	3-2-5	0.0-0	0.0-0
Indiana			
@ Rutgers			
@ Purdue			
Illinois			
Minnesota			
@ Michigan			
Wisconsin			
@ Iowa			

CAREER TACKLE STATS

YEAR	G/S	UT	AT	TT	TFL-YD	SCK-YD
2020	7/0	1	0	1	0.0-0	0.0-0
2021	12/0	3	2	5	1.5-2	0.0-0
2022	4/0	5	5	10	0.0-0	0.0-0
TOTAL	23/0	9	7	16	1.5-2	0.0-0

CAREER MISCELLANEOUS STATS

YEAR	FF	FR	PBU	INT	QBH	BLK
2020	0	0	0	0	0	0
2021	0	0	1	0	0	0
2022	0	0	0	0	0	0
TOTAL	0	0	1	0	0	0

CAREER HIGHS

Tackles	5 vs. Oklahoma (2022)
TFLs	1.5 vs. Fordham (2021)
Sacks	none
Breakups	1 vs. Buffalo (2021)



GARRETT NELSON #44

6-4 | 245 | JR. | EDGE
SCOTTSBLUFF, NEB.

CAREER HONORS

- Team Captain (2022)
- 2-Time Academic All-Big Ten
- 3-Time Nebraska Scholar-Athlete Honor Roll

CAREER NOTES

- Earned his degree in finance
- Has started 24 consecutive games, the longest active streak on the team

PERSONAL NOTES

- His father Chris was a two-time All-America wrestler at Nebraska

2022 TOP 25 NCAA FBS RANKINGS

- Fumbles Recovered: 16th (1)

SEASON HIGHLIGHTS

- Had three tackles and a pass breakup against Northwestern
- Finished with eight tackles vs. North Dakota
- Added a pass breakup and a three-yard strip sack that resulted in a takeaway
- Totaled four tackles against Georgia Southern
- Made five tackles and had a takeaway with a fumble recovery against No. 6 Oklahoma

GAME-BY-GAME

OPPONENT	UT-AT-TT	TFL-YD	SACK-YD
vs. Northwestern	1-2-3	0.0-0	0.0-0
North Dakota	6-2-8	1.0-3	1.0-3
Ga. Southern	2-2-4	0.0-0	0.0-0
Oklahoma	3-2-5	0.0-0	0.0-0
Indiana			
@ Rutgers			
@ Purdue			
Illinois			
Minnesota			
@ Michigan			
Wisconsin			
@ Iowa			

CAREER TACKLE STATS

YEAR	G/S	UT	AT	TT	TFL-YD	SCK-YD
2019	11/0	4	11	15	2-5	0.0-0
2020	8/8	16	14	30	4.0-16	1.5-10
2021	12/12	25	32	57	11.5-57	5.0-38
2022	4/4	12	8	20	1.0-3	1.0-3
TOTAL	35/24	57	65	122	18.5-81	7.5-51

CAREER MISCELLANEOUS STATS

YEAR	FF	FR	PBU	INT	QBH	BLK
2019	0	0	0	0	0	0
2020	0	0	0	0	1	0
2021	1	0	2	0	4	0
2022	1	1	2	0	3	0
TOTAL	2	1	4	0	8	0

CAREER HIGHS

Tackles	9 vs. Penn St. (2020)
TFLs	2.5 at Illinois (2021)
Sacks	1.5 at Purdue (2020)
Breakups	1 four times



QUINTON NEWSOME #6

6-1 | 180 | JR. | DB
SUWANEE, GA.

CAREER HONORS

- 2-Time Nebraska Scholar-Athlete Honor Roll
- Brook Berringer Citizenship Team (2020)
- Tom Osborne Citizenship Team (2020)

CAREER SUPERLATIVES

- Double-Digit Tackle Games: 1

CAREER NOTES

- Has started 16 consecutive games

SEASON HIGHLIGHTS

- Recorded four tackles, a half tackle for loss and a pass breakup against Northwestern
- Made two tackles and had a quarterback hurry against North Dakota
- Had six tackles and tied his career high with two pass breakups against Georgia Southern
- Finished with five tackles vs. No. 6 Oklahoma

GAME-BY-GAME

OPPONENT	UT-AT-TT	TFL-YD	PBU	INT
vs. Northwestern	2-2-4	0.5-1	1	0
North Dakota	0-2-2	0.0-0	0	0
Ga. Southern	5-1-6	0.0-0	2	0
Oklahoma	4-1-5	0.0-0	0	0
Indiana				
@ Rutgers				
@ Purdue				
Illinois				
Minnesota				
@ Michigan				
Wisconsin				
@ Iowa				

CAREER TACKLE STATS

YEAR	G/S	UT	AT	TT	TFL-YD	SCK-YD
2019	10/0	0	0	0	0-0	0.0-0
2020	8/1	9	2	11	0.0-0	0.0-0
2021	12/12	38	19	57	2.0-6	1.0-4
2022	4/4	11	6	17	0.5-1	0.0-0
TOTAL	34/17	58	27	85	2.5-7	1.0-4

CAREER MISCELLANEOUS STATS

YEAR	FF	FR	PBU	INT	QBH	BLK
2019	0	0	0	0	0	0
2020	1	0	0	0	0	0
2021	0	0	4	0	0	0
2022	0	0	3	0	1	0
TOTAL	1	0	7	0	1	0

CAREER HIGHS

Tackles	10 vs. Ohio St. (2021)
TFLs	1.0 twice
Sacks	1.0 vs. Fordham (2021)
Breakups	2 twice



TREY PALMER

#3

6-1 | 190 | JR. | WR
KENTWOOD, LA.

CAREER HONORS

- Nebraska Scholar-Athlete Honor Roll (Spring 2022)

2022 WATCH LIST

- Paul Hornung Award

CAREER NOTES

- Spent three seasons at LSU (2019-21) before transferring to Nebraska
- Caught 41 passes for 458 yards and three touchdowns at LSU with 15 kickoff returns for 394 yards and 23 punt returns for 188 yards
- Has both a punt and kickoff return for a touchdown in his career

2022 TOP 25 NCAA FBS RANKINGS

- Receptions Per Game: 12th (7.0)
- Receptions: 14th (28)

SEASON HIGHLIGHTS

- Has started every game and leads Nebraska in receptions (28) and receiving yards (323)
- Has 16 more receptions than any other Husker
- Set a then-career high with eight catches against Northwestern
- Also returned two kickoffs for 42 yards
- Totaled 82 receiving yards vs. North Dakota
- Had six receptions for 81 yards against Georgia Southern with a 20-yard kickoff return
- Set career highs with 10 catches and 92 yards against No. 6 Oklahoma, when he also scored his first touchdown as a Husker with a 32-yard touchdown reception

GAME-BY-GAME

OPPONENT	REC.	YDS	TD	LONG
vs. Northwestern	8	68	0	16
North Dakota	4	82	0	35
Ga. Southern	6	81	0	24
Oklahoma	10	92	1	32
Indiana				
@ Rutgers				
@ Purdue				
Illinois				
Minnesota				
@ Michigan				
Wisconsin				
@ Iowa				

CAREER STATS

YEAR	G/S	REC.	YDS	Y/R	Y/G	TD
2019*	9/0	1	6	6.0	0.7	0
2020*	8/0	10	108	10.8	13.5	0
2021*	11/5	30	344	11.5	31.3	3
2022	4/4	28	323	11.5	80.8	1
TOTAL	32/9	69	781	11.3	24.4	4

*at LSU

RUSHING: 3 att., 6 yds, 0 TD

KICKOFF RETURNS: 18 att., 456 yds, 1 TD

PUNT RETURNS: 24 att., 187 yds, 1 TD

CAREER RECEIVING HIGHS

Receptions 10 vs. Oklahoma (2022)

Receiving Yards 92 vs. Oklahoma (2022)

Receiving Touchdowns 1 four times

Long Reception 61 [TD] vs. Texas A&M (2021)*

*at LSU

CAREER RETURN HIGHS

Kickoff Returns 3 vs. Auburn (2020)*

Kickoff Return Yards 118 vs. So. Carolina (2020)*

Long Kickoff Return 93 [TD] vs. So. Carolina (2020)*

Punt Returns 4 vs. Arkansas (2021)*

Punt Return Yards 54 vs. Northwestern St. (2019)*

Long Punt Return 54 [TD] vs. Northwestern St. (2019)*

*at LSU



CAMERON PIEPER

#91

6-4 | 250 | JR. | LS
LINCOLN, NEB.

CAREER HONORS

- 3-Time Big Ten Distinguished Scholar
- 3-Time Academic All-Big Ten
- 8-Time Nebraska Scholar-Athlete Honor Roll
- 2-Time Brook Berringer Citizenship Team
- 2-Time Tom Osborne Citizenship Team

SEASON HIGHLIGHTS

- Has handled the long-snapping duties on Nebraska's field goal and PAT units in every game

CAREER STATS

- **Games:** 23 (8 in 2020; 11 in 2021; 4 in 2022)



CHUBBA PURDY #6

6-2 | 210 | R-FR. | QB
QUEEN CREEK, ARIZ.

CAREER HONORS

- Nebraska Scholar-Athlete Honor Roll (Spring 2022)

PERSONAL NOTES

- His brother Brock was an All-Big 12 quarterback at Iowa State (2018-21)
- His father Shawn played baseball at Miami and had an eight-year minor league career

CAREER NOTES

- Spent two seasons at Florida State (2020-21) before transferring to Nebraska
- Did not officially use any season of eligibility at FSU, but played in four games with one start
- Completed 32-of-58 passes for 317 yards and four touchdowns with 20 carries for 62 yards

SEASON HIGHLIGHTS

- Made his Nebraska debut against No. 6 Oklahoma, completing 7-of-11 passes for 35 yards and rushing five times for 29 yards, including an eight-yard touchdown

CAREER PASSING STATS

YEAR	G/S	CMP-ATT	PCT	YDS	TD	INT
2020*	3/1	27-53	50.9	219	2	1
2021*^	1/0	5-5	100.0	98	2	0
2022	1/0	7-11	63.6	35	0	0
TOTAL	5/1	39-69	56.5	352	4	1

TOTAL OFFENSE: 94 att., 443 yds, 5 TDs

*at Florida State; ^redshirt season

CAREER RUSHING STATS

YEAR	G/S	ATT.	NET	Y/A	Y/G	TD
2020*	3/1	19	57	3.0	19.0	0
2021*^	1/0	1	5	5.0	5.0	0
2022	1/0	5	29	5.8	29.0	1
TOTAL	5/1	25	91	3.6	18.2	1

*at Florida State; ^redshirt season

CAREER PASSING HIGHS

Attempts	23 at NC State (2020)*
Completions	15 at NC State (2020)*
Yards	181 at NC State (2020)*
Touchdowns	2 twice
Long Pass	69 [TD] at NC State (2020)*

*at Florida State

CAREER RUSHING HIGHS


Attempts	12 at NC State (2020)*
Yards	54 at NC State (2020)*
Touchdowns	1 vs. Oklahoma (2022)
Long Rush	21 at NC State (2020)*

*at Florida State

CAREER TOTAL OFFENSE HIGHS

Attempts	35 at NC State (2020)*
Yards	235 at NC State (2020)*
Total Touchdowns	2 twice*

*at Florida State



LUKE REIMER #28

6-1 | 225 | JR. | LB
LINCOLN, NEB.

CAREER HONORS

- Honorable-Mention All-Big Ten (2021)
- Big Ten Defensive Player of the Week (9/13/21)
- Nebraska Linebacker of the Year (2021)
- 2-Time Academic All-Big Ten
- 5-Time Nebraska Scholar-Athlete Honor Roll

NEBRASKA RECORDS

- Tackles in a Big Ten Game (19 vs. Purdue, 2021)

2022 WATCH LISTS

- Butkus Award
- Chuck Bednarik Award

CAREER SUPERLATIVES

- Double-Digit Tackle Games: 8

CAREER NOTES

- Joined Nebraska as a walk-on but was placed on scholarship prior to the 2020 season
- Ranked in the top 25 nationally in 2021 in tackles per game and solo tackles per game
- Has started 16 consecutive games

2022 TOP 25 NCAA FBS RANKINGS

- Tackles Per Game: 17th (9.8)
- Total Tackles: 17th (39)

SEASON HIGHLIGHTS

- Leads Nebraska with 39 tackles
- Was the first Husker with 30 or more tackles through a season's first three games since Lavonte David in 2011
- Led all tacklers with 15 stops vs. Northwestern
- Made seven tackles against North Dakota
- Had nine tackles against Georgia Southern and tied his career high with 1.5 TFLs while also breaking up a pass
- Led Nebraska with eight tackles against No. 6 Oklahoma, including a four-yard sack

GAME-BY-GAME

OPPONENT	UT-AT-TT	TFL-YD	SACK-YD
vs. Northwestern	7-8-15	0.0-0	0.0-0
North Dakota	0-7-7	0.0-0	0.0-0
Ga. Southern	4-5-9	1.5-2	0.0-0
Oklahoma	3-5-8	1.0-4	1.0-4
Indiana			
@ Rutgers			
@ Purdue			
Illinois			
Minnesota			
@ Michigan			
Wisconsin			
@ Iowa			

CAREER TACKLE STATS

YEAR	G/S	UT	AT	TT	TFL-YD	SCK-YD
2019	10/0	7	4	11	1-4	0.0-0
2020	6/5	29	11	40	5.0-18	2.0-12
2021	12/12	60	48	108	6.0-22	1.0-6
2022	4/4	14	25	39	2.5-6	1.0-4
TOTAL	32/21	110	88	198	11.5-50	4.0-22

CAREER MISCELLANEOUS STATS

YEAR	FF	FR	PBU	INT	QBH	BLK
2019	0	1	0	0	0	0
2020	1	0	0	0	0	0
2021	3	0	6	1	3	0
2022	0	0	1	0	1	0
TOTAL	4	1	7	1	4	0

CAREER HIGHS

Tackles	19 vs. Purdue (2021)
TFLs	1.5 three times
Sacks	1.0 three times
Breakups	1 seven times
Interceptions	1 vs. Buffalo (2021)



TY ROBINSON #99

6-6 | 310 | SO. | DL
GILBERT, ARIZ.

CAREER HONORS

- Nebraska Scholar-Athlete Honor Roll (Fall 2020)

PERSONAL NOTES

- His younger brother Truitt is a redshirt freshman tight end with the Huskers

SEASON HIGHLIGHTS

- Has started every game
- Had one tackle against both Northwestern and North Dakota
- Made three stops against Georgia Southern, including a half tackle for loss
- Totaled one solo tackle vs. No. 6 Oklahoma

GAME-BY-GAME

OPPONENT	UT-AT-TT	TFL-YD	SACK-YD
vs. Northwestern	0-1-1	0.0-0	0.0-0
North Dakota	1-0-1	0.0-0	0.0-0
Ga. Southern	1-2-3	0.5-1	0.0-0
Oklahoma	1-0-1	0.0-0	0.0-0
Indiana			
@ Rutgers			
@ Purdue			
Illinois			
Minnesota			
@ Michigan			
Wisconsin			
@ Iowa			

CAREER TACKLE STATS

YEAR	G/S	UT	AT	TT	TFL-YD	SCK-YD
2019*	3/0	0	0	0	0-0	0.0-0
2020	8/7	5	12	17	2.0-3	0.0-0
2021	12/4	13	14	27	4.0-23	2.0-20
2022	4/4	3	3	6	0.5-1	0.0-0
TOTAL	27/15	21	29	50	6.5-27	2.0-20

*redshirt season

CAREER MISCELLANEOUS STATS

YEAR	FF	FR	PBU	INT	QBH	BLK
2019*	0	0	0	0	0	0
2020	0	0	0	0	2	0
2021	0	0	1	0	1	0
2022	0	0	0	0	0	0
TOTAL	0	0	1	0	3	0

*redshirt season

CAREER HIGHS

Tackles	4 four times
TFLs	1.0 six times
Sacks	1 twice
Breakups	1 vs. Michigan (2021)



PHALEN SANFORD #37

5-11 | 200 | JR. | DB
BENKELMAN, NEB..

CAREER HONORS

- Nebraska Special Teams Player of the Year (2021)
- Academic All-Big Ten (2020)
- 2-Time Nebraska Scholar-Athlete Honor Roll

CAREER NOTES

- Spent his 2018 freshman season at Hastings College, where he redshirted in football and also competed in track and field
- Played eight-man football in high school

SEASON HIGHLIGHTS

- Has been a key special teams performer in every game
- Saw his first action on defense against North Dakota, finishing with a career-high two tackles
- Made a tackle on kickoff coverage against Georgia Southern
- Had one tackle on defense against No. 6 Oklahoma

GAME-BY-GAME

OPPONENT	UT-AT-TT	TFL-YD	PBU	INT
vs. Northwestern	0-0-0	0.0-0	0	0
North Dakota	2-0-2	0.0-0	0	0
Ga. Southern	0-1-1	0.0-0	0	0
Oklahoma	1-0-1	0.0-0	0	0
Indiana				
@ Rutgers				
@ Purdue				
Illinois				
Minnesota				
@ Michigan				
Wisconsin				
@ Iowa				

CAREER TACKLE STATS

YEAR	G/S	UT	AT	TT	TFL-YD	SCK-YD
2019	2/0	0	0	0	0-0	0.0-0
2020	4/0	0	0	0	0.0-0	0.0-0
2021	12/0	2	1	3	0.0-0	0.0-0
2022	4/0	3	1	4	0.0-0	0.0-0
TOTAL	22/0	5	2	7	0.0-0	0.0-0

CAREER MISCELLANEOUS STATS

YEAR	FF	FR	PBU	INT	QBH	BLK
2019	0	0	0	0	0	0
2020	0	0	0	0	0	0
2021	0	0	0	0	0	0
2022	0	0	0	0	0	0
TOTAL	0	0	0	0	0	0

CAREER HIGHS

Tackles	2 vs. North Dakota (2022)
TFLs	none
Sacks	none
Breakups	none



LOGAN SMOTHERS #8

6-2 | 190 | SO. | QB
MUSCLE SHOALS, ALA.

CAREER HONORS

- Academic All-Big Ten (2021)
- 5-Time Nebraska Scholar-Athlete Honor Roll

PERSONAL NOTES

- His father Shane is the head coach at Cordova High School in Alabama, his 13th season as a high school head coach

SEASON HIGHLIGHTS

- Has played in two games at quarterback
- Lined up at quarterback for one play against Northwestern and had a seven-yard rush
- Also took one snap at quarterback against Georgia Southern and had a 10-yard rush

CAREER PASSING STATS

YEAR	G/S	CMP-ATT	PCT	YDS	TD	INT
2020		Did Not Play				
2021	6/1	23-33	69.7	317	0	1
2022	2/0	0-0	0.0	0	0	0
TOTAL	8/1	23-33	69.7	317	0	1

TOTAL OFFENSE: 72 att., 467 yds, 2 TDs

CAREER RUSHING STATS

YEAR	G/S	ATT.	NET	Y/A	Y/G	TD
2020		Did Not Play				
2021	6/1	37	133	3.6	22.2	2
2022	2/0	2	17	8.5	8.5	0
TOTAL	8/1	39	150	3.8	18.8	2

CAREER PASSING HIGHS

Attempts	22 vs. Iowa (2021)
Completions	16 vs. Iowa (2021)
Yards	198 vs. Iowa (2021)
Touchdowns	none
Long Pass	54 vs. Buffalo (2021)

CAREER RUSHING HIGHS

Attempts	24 vs. Iowa (2021)
Yards	64 vs. Iowa (2021)
Touchdowns	2 vs. Iowa (2021)
Long Rush	24 vs. Iowa (2021)

CAREER TOTAL OFFENSE HIGHS

Attempts	46 vs. Iowa (2021)
Yards	262 vs. Iowa (2021)
Total Touchdowns	2 vs. Iowa (2021)



CALEB TANNOR

#2

6-3 | 220 | SR. | EDGE
STONE RIDGE, GA.

CAREER HONORS

- Team Captain (2022)
- Nebraska Scholar-Athlete Honor Roll (Spring 2019)
- Brook Berringer Citizenship Team (2019)
- Tom Osborne Citizenship Team (2019)

CAREER NOTES

- Earned his degree in child, youth and family studies
- His 48 career games played are nine shy of the Nebraska record, set by Cameron Meredith who played in 56 games (2008-12)
- Has started 19 consecutive games

2022 TOP 25 NCAA FBS RANKINGS

- Fumbles Recovered: 16th (1)

SEASON HIGHLIGHTS

- Had two tackles against Northwestern and recovered a fumble that set up a touchdown
- Tied his career high with five tackles against North Dakota and added a pass breakup
- Posted two tackles against Georgia Southern
- Made two tackles vs. No. 6 Oklahoma

GAME-BY-GAME

OPPONENT	UT-AT-TT	TFL-YD	SACK-YD
vs. Northwestern	1-1-2	0.0-0	0.0-0
North Dakota	3-2-5	0.0-0	0.0-0
Ga. Southern	0-2-2	0.0-0	0.0-0
Oklahoma	1-1-2	0.0-0	0.0-0
Indiana			
@ Rutgers			
@ Purdue			
Illinois			
Minnesota			
@ Michigan			
Wisconsin			
@ Iowa			

CAREER TACKLE STATS

YEAR	G/S	UT	AT	TT	TFL-YD	SCK-YD
2018	12/0	6	4	10	1-7	1.0-7
2019	12/5	9	8	17	4-15	2.5-14
2020	8/5	10	13	23	2.5-19	2.0-18
2021	12/12	15	18	33	5.5-25	2.0-16
2022	4/4	5	6	11	0.0-0	0.0-0
TOTAL	48/26	45	49	94	13.0-66	7.5-55

CAREER MISCELLANEOUS STATS

YEAR	FF	FR	PBU	INT	QBH	BLK
2018	0	0	0	0	0	0
2019	0	0	1	0	0	0
2020	1	0	0	0	2	0
2021	1	0	3	0	3	0
2022	0	1	1	0	2	0
TOTAL	2	1	5	0	7	0

CAREER HIGHS

Tackles	5 four times
TFLs	2.0 vs. Northwestern (2019)
Sacks	1.0 six times
Breakups	2 vs. Iowa (2021)



CASEY THOMPSON

#11

6-0 | 195 | JR. | QB
OKLAHOMA CITY, OKLA.

CAREER HONORS (2018-21: TEXAS)

- 2-Time First-Team Academic All-Big 12
- Nebraska Scholar-Athlete Honor Roll (Spring 2022)

PERSONAL NOTES

- His father Charles played quarterback for Oklahoma in 1987 and 1988, leading the Sooners to an 11-1 record as a freshman in 1987
- His brother Kendal was a quarterback at Oklahoma (2011-13) and Utah (2014-15)

CAREER NOTES

- Grad transfer from Texas
- Spent four seasons in the Longhorn program (2018-21, playing in 19 games with 10 starts
- Threw for 2,422 yards and 30 touchdowns
- Set a Texas program record with three career games with five or more total touchdowns
- Tied a Texas record with seven total touchdowns against Kansas on Nov. 13, 2021

2022 WATCH LISTS

- Johnny Unitas Golden Arm Award

SEASON HIGHLIGHTS

- Ranked by ESPN as the No. 15 newcomer for the 2022 college football season
- Threw for 355 yards in his Husker debut against Northwestern, the second-highest passing total in the country in Week 0
- Marked the most passing yards ever by a Husker in his debut and the most passing yards in a season opener in school history
- Also added a rushing touchdown
- Had 193 passing yards with two touchdowns against North Dakota
- Threw for 318 yards and one touchdown and rushed for 31 yards and a career-high three touchdowns against Georgia Southern
- Marked his fourth career game with four or more total touchdowns and first at Nebraska
- Threw for 129 yards against No. 6 Oklahoma, including a 32-yard touchdown pass that gave Nebraska a 7-0 lead

GAME-BY-GAME

OPPONENT	COMP-ATT	YDS	TD	INT
vs. Northwestern	25-42	355	1	2
North Dakota	14-21	193	2	1
Ga. Southern	23-34	318	1	0
Oklahoma	14-20	129	1	0
Indiana				
@ Rutgers				
@ Purdue				
Illinois				
Minnesota				
@ Michigan				
Wisconsin				
@ Iowa				

CAREER SUPERLATIVES

250-Yard Passing Games	6
300-Yard Passing Games	5
300-Yard Total Offense Games	6
Games with 2+ TD Passes	8
Games with 3+ TD Passes	3
Games with 4+ TD Passes	3
Games with 2+ Total TDs	10
Games with 3+ Total TDs	4
Games with 4+ Total TDs	4

CAREER PASSING STATS

YEAR	G/S	CMP-ATT	PCT	YDS	TD	INT
2018*			Redshirt			
2019*	4/0	8-12	66.7	84	0	0
2020*	3/0	12-17	70.6	225	6	0
2021*	12/10	165-261	63.2	2,113	24	9
2022	4/4	76-117	64.9	995	5	3
TOTAL	23/14	261-407	64.1	3,417	39	12

*at Texas

TOTAL OFFENSE: 504 att., 3,608 yds, 44 TDs

CAREER RUSHING STATS

YEAR	G/S	ATT.	NET	Y/A	Y/G	TD
2018*			Redshirt			
2019*	4/0	10	22	2.2	5.5	1
2020*	3/0	8	31	10.3	3.9	0
2021	12/10	55	157	2.9	13.1	4
2022	4/4	24	-19	-0.8	-4.8	4
TOTAL	23/14	97	191	2.0	8.3	9

*at Texas

CAREER PASSING HIGHS

Attempts	43 vs. Kansas (2021)*
Completions	30 vs. Kansas (2021)*
Yards	388 vs. Oklahoma (2021)*
Touchdowns	6 at Kansas (2021)*
Long Pass	75 [TD] vs. Oklahoma (2021)*

*at Texas

CAREER RUSHING HIGHS


Attempts	9 vs. Oklahoma St. (2021)*
Yards	44 at Arkansas (2021)*
Touchdowns	3 vs. Georgia Southern (2022)
Long Rush	41 at TCU (2021)*

*at Texas

CAREER TOTAL OFFENSE HIGHS

Attempts	49 vs. Kansas (2021)*
Yards	386 vs. Kansas (2021)*
Total Touchdowns	7 vs. Kansas (2021)*

*at Texas



TRAVIS VOKOLEK #83

6-7 | 260 | SR. | TE
SPRINGFIELD, MO.

CAREER HONORS

- Team Captain (2022)
- Nebraska Offensive Scout Team MVP (2019)
- Big Ten Distinguished Scholar (2022)
- 2-Time Academic All-Big Ten
- 6-Time Nebraska Scholar-Athlete Honor Roll

PERSONAL NOTES

- His father D.J. is Nebraska's Senior Defensive Quality Control Coach
- His uncle is Terry Allen, who was the head coach of Northern Iowa (1989-96), Kansas (1997-2001) and Missouri State (2006-14)
- His grandfather Dennis was a swimmer at Iowa (1961-63) and longtime swim coach at Lincoln East High School

CAREER NOTES

- Spent two seasons at Rutgers (2017-18)
- Earned his degree in child, youth and family studies from Nebraska

SEASON HIGHLIGHTS

- Caught five passes for 63 yards against Northwestern before leaving the game in the second half with an injury
- Missed the North Dakota and Georgia Southern games due to injury
- Returned to start against No. 6 Oklahoma

GAME-BY-GAME

OPPONENT	REC.	YDS	TD	LONG
vs. Northwestern	5	63	0	21
North Dakota	-DNP-			
Ga. Southern	-DNP-			
Oklahoma	1	2	0	2
Indiana				
@ Rutgers				
@ Purdue				
Illinois				
Minnesota				
@ Michigan				
Wisconsin				
@ Iowa				

CAREER RECEIVING STATS

YEAR	G/S	REC.	YDS	Y/R	Y/G	TD
2017*	7/2	1	14	14.0	2.0	0
2018*	12/7	16	184	11.5	15.3	2
2019	Transfer (Redshirt)					
2020	8/4	9	91	10.1	11.4	0
2021	9/3	11	127	11.5	14.1	0
2022	2/1	6	65	10.8	32.5	0
TOTAL	38/17	43	481	11.2	12.7	2

*at Rutgers

CAREER HIGHS

Receptions	5 twice
Receiving Yards	69 at Michigan St. (2018)*
Receiving Touchdowns	1 twice (both in 2018)*
Long Reception	38 at Oklahoma (2021)

*at Rutgers



MARCUS WASHINGTON #7

6-2 | 190 | JR. | WR
ST. LOUIS, MO.

CAREER NOTES

- Spent three seasons at Texas (2019-21)
- Played in 31 games with eight starts and caught 25 passes for 366 yards and three touchdowns with the Longhorns

CAREER SUPERLATIVES

- 100-Yard Receiving Games: 2
- Games with 2+ TD Catches: 1

SEASON HIGHLIGHTS

- Has started every game
- Caught two passes for 27 yards against Northwestern with both catches resulting in first downs
- Started and caught two passes for 31 yards against North Dakota
- Had a career-high 123 receiving yards on six catches against Georgia Southern
- Marked his second career 100-yard receiving game and first at Nebraska
- Made two catches for 17 yards against No. 6 Oklahoma

GAME-BY-GAME

OPPONENT	REC.	YDS	TD	LONG
vs. Northwestern	2	27	0	15
North Dakota	2	31	0	24
Ga. Southern	6	123	0	33
Oklahoma	2	17	0	9
Indiana				
@ Rutgers				
@ Purdue				
Illinois				
Minnesota				
@ Michigan				
Wisconsin				
@ Iowa				

CAREER RECEIVING STATS

YEAR	G/S	REC.	YDS	Y/R	Y/G	TD
2019*	11/1	3	33	11.0	3.0	0
2020*	8/0	4	56	14.0	8.0	1
2021*	12/7	18	277	15.4	23.1	2
2022	4/4	12	198	16.5	49.5	0
TOTAL	35/12	37	564	15.2	16.1	3

*at Texas

CAREER HIGHS

Receptions	7 at Baylor (2021)*
Receiving Yards	123 vs. Ga. Southern (2022)
Receiving Touchdowns	2 vs. Kansas (2021)*
Long Reception	58 vs. Oklahoma St. (2021)*

*at Texas



BRADY WEAS #55

6-2 | 250 | SR. | LS
WHITEFISH BAY, WIS.

CAREER HONORS

- Nebraska Scholar-Athlete Honor Roll (Spring 2022)

CAREER NOTES

- Graduate transfer from FCS Georgetown who earned his degree in government with a minor in linguistics
- Played in 31 games at Georgetown

SEASON HIGHLIGHTS

- Has handled the long-snapping duties for Nebraska's punt unit in every game

CAREER STATS

- Games: 35
(11 in 2018*; 11 in 2019*; 9 in 2021*; 4 in 2022)

*at FCS Georgetown



STEPHON WYNN JR. #90

6-3 | 305 | JR. | DL
ANDERSON, S.C.

CAREER NOTES

- Graduate transfer from Alabama, where he had 16 tackles in four seasons (2018-21)
- Member of Alabama's 2020 national title team
- Earned his degree in exercise science

2022 TOP 25 NCAA FBS RANKINGS

- Fumbles Recovered: 16th (1)

SEASON HIGHLIGHTS

- Has 19 tackles in four games at Nebraska after totaling 16 tackles in 21 games at Alabama
- Made two tackles against Northwestern
- Had a career-high four tackles vs. North Dakota
- Added a breakup, a hurry and a fumble recovery that led to a Husker field goal
- Totaled a career-high nine tackles against Georgia Southern with his first career TFL
- Made four stops against No. 6 Oklahoma

GAME-BY-GAME

OPPONENT	UT-AT-TT	TFL-YD	SACK-YD
vs. Northwestern	0-2-2	0.0-0	0.0-0
North Dakota	3-1-4	0.0-0	0.0-0
Ga. Southern	2-7-9	0.5-0	0.0-0
Oklahoma	1-3-4	0.0-0	0.0-0
Indiana			
@ Rutgers			
@ Purdue			
Illinois			
Minnesota			
@ Michigan			
Wisconsin			
@ Iowa			

CAREER TACKLE STATS

YEAR	G/S	UT	AT	TT	TFL-YD	SCK-YD
2018*^	3/0	1	2	3	0.0-0	0.0-0
2019*	9/0	1	6	7	0.0-0	0.0-0
2020*	2/0	0	1	1	0.0-0	0.0-0
2021*	7/0	1	4	5	0.0-0	0.0-0
2022	4/0	6	13	19	0.5-0	0.0-0
TOTAL	25/0	9	26	35	0.5-0	0.0-0

*at Alabama; ^redshirt season

CAREER MISCELLANEOUS STATS

YEAR	FF	FR	PBU	INT	QBH	BLK
2018*^	0	0	0	0	0	0
2019*	0	0	0	0	0	0
2020*	0	0	0	0	0	0
2021*	0	0	0	0	1	0
2022	0	1	1	0	1	0
TOTAL	0	1	1	0	2	0

*at Alabama; ^redshirt season

CAREER HIGHS

Tackles	9 vs. Georgia Southern (2022)
TFLs	0.5 vs. Georgia Southern (2022)
Sacks	none
Breakups	none



JAQUEZ YANT #0

6-2 | 235 | SO. | RB
TALLAHASSEE, FLA.

CAREER NOTES

- Joined Nebraska as a walk-on

CAREER SUPERLATIVES

- 100-Yard Rushing Games: 1

SEASON HIGHLIGHTS

- Had three carries for five yards as Nebraska's short-yardage back against Northwestern
- Rushed for 19 yards on four carries against No. 6 Oklahoma

GAME-BY-GAME

OPPONENT	ATT.	YDS	TD	LONG
vs. Northwestern	3	5	0	2
North Dakota		-DNP-		
Ga. Southern		-DNP-		
Oklahoma	4	19	0	9
Indiana				
@ Rutgers				
@ Purdue				
Illinois				
Minnesota				
@ Michigan				
Wisconsin				
@ Iowa				

CAREER RUSHING STATS

YEAR	G/S	ATT.	NET	Y/A	Y/G	TD
2020			Did Not Play			
2021	7/1	47	294	6.3	42.0	1
2022	2/0	7	24	3.4	12.0	0
TOTAL	9/1	54	318	5.9	35.3	1

RECEIVING: 1 rec., 5 yds, 0 TDs

CAREER HIGHS

Rushing Attempts	13 twice
Rushing Yards	127 vs. Northwestern (2021)
Rushing Touchdowns	1 vs. Iowa (2021)
Long Rush	64 yards vs. Northwestern (2021)
Receptions	1 vs. Iowa (2021)
Receiving Yards	5 vs. Iowa (2021)
Receiving Touchdowns	none
Long Reception	5 vs. Iowa (2021)*

2022 NEBRASKA SCHEDULE AND RESULTS



2022-23 Nebraska Football Overall Team Statistics All games

Page 1/2
as of Sep 17, 2022

Team Statistics

	NEBR	OPP
Scoring	122	142
Points per game	30.5	35.5
Points Off Turnovers	24	21
First Downs	103	108
Rushing	47	44
Passing	48	57
Penalty	8	7
Rushing Yardage	774	934
Yards gained rushing	882	979
Yards lost rushing	108	45
Rushing attempts	164	164
Average per rush	4.7	5.7
Average per game	193.5	233.5
TDs Rushing	12	12
Passing Yardage	1030	1122
Comp-Att-Int	83-128-4	107-161-2
Average per pass	8.0	7.0
Average per catch	12.4	10.5
Average per game	257.5	280.5
TDs Passing	5	7
Total offense	1804	2056
Total plays	292	325
Average per play	6.2	6.3
Average per game	451.0	514.0
Kick returns: #-Yards	8-142	4-47
Punt returns: #-Yards	1--1	4-61
Int returns: #-Yards	2-0	4-48
Kick return average	17.8	11.8
Punt return average	-1.0	15.3
Int return average	0.0	12.0
Fumbles-Lost	5-3	7-3
Penalties-Yards	23-167	23-215
Average per game	41.8	53.8
Punts-Yards	19-865	16-620
Average per punt	45.5	38.8
Net punt average	41.3	36.4
Kickoffs-Yards	21-1299	26-1585
Average per kick	61.9	61.0
Net kick average	39.7	41.0
Time of possession / game	28:02	31:58
3rd-down conversion	30/57	32/61
3rd-down pct	53%	52%
4rd-down conversion	0/2	5/7



**2022-23 Nebraska Football
Overall Team Statistics
All games**

	NEBR	OPP
4rd-down pct	0%	71%
Sacks by-Yards	4-15	11-89
Misc Yards	0	0
Touchdowns scored	17	19
Field goals - attempts	1-4	3-5
On-Side kicks	0-0	0-0
Red-zone scores	(12-14) 86%	(15-18) 83%
Red-zone touchdowns	(12-14) 86%	(12-18) 67%
PAT-attempts	(17-17) 100%	(19-19) 100%
2-point conversion-attempts	(0-0) 0%	(0-0) 0%
Attendance	260613	0
Games / Avg per game	3/86871	0/0
Neutral site games	-	1/42699

Score by Periods

Team	1st	2nd	3rd	4th	OT	TOT
Nebraska	28	28	38	28	0	122
Opponents	31	56	38	17	0	142

Team Results

	Date	Opponent		Score	Overall	Conf	Time	Attend
*	08/27/2022	vs Northwestern	L	28-31	0-1	0-1	3:39	42699
	09/03/2022	North Dakota	W	38-17	1-1	0-1	3:25	86590
	09/10/2022	Ga. Southern	L	42-45	1-2	0-1	3:44	86862
	09/17/2022	Oklahoma	L	14-49	1-3	0-1	3:20	87161



**2022-23 Nebraska Football
Individual Statistics
All games**

Rushing

Player	gp	att	gain	loss	net	avg	td	lg	avg/g
Anthony Grant	4	82	472	8	464	5.7	5	46	116.0
Ajay Allen	4	33	196	6	190	5.8	2	23	47.5
Casey Thompson	4	24	70	89	-19	-0.8	4	14	-4.8
Gabe Ervin Jr.	4	9	62	1	61	6.8	0	14	15.3
Jaquez Yant	2	7	24	0	24	3.4	0	9	12.0
Chubba Purdy	1	5	29	0	29	5.8	1	10	29.0
Trey Palmer	4	2	12	4	8	4.0	0	12	2.0
Logan Smothers	2	2	17	0	17	8.5	0	10	8.5
Total	4	164	882	108	774	4.7	12	46	193.5
Opponents	4	164	979	45	934	5.7	12	67	233.5

Passing

Player	gp	effic	comp-att-int	pct	yds	td	lg	avg/g
Casey Thompson	4	145.4	76-117-3	65.0	995	5	58	248.8
Chubba Purdy	1	72.2	7-11-1	63.6	35	0	18	35.0
Total	4	139.1	83-128-4	64.8	1030	5	58	257.5
Opponents	4	136.9	107-161-2	66.5	1122	7	41	280.5

Receiving

Player	gp	no.	yds	avg	td	lg	avg/g
Trey Palmer	4	28	323	11.5	1	35	80.8
Marcus Washington	4	12	198	16.5	0	33	49.5
Alante Brown	4	9	98	10.9	0	21	24.5
Brody Belt	4	6	62	10.3	1	21	15.5
Travis Vokolek	2	6	65	10.8	0	21	32.5
Isaiah Garcia-Castaneda	4	5	120	24.0	1	58	30.0
Omar Manning	3	3	24	8.0	0	13	8.0
Chancellor Brewington	4	3	7	2.3	1	6	1.8
Oliver Martin	4	3	54	18.0	0	26	13.5
Nate Boerkircher	4	3	36	12.0	1	19	9.0
Wyatt Liewer	4	2	18	9.0	0	13	4.5
Anthony Grant	4	2	16	8.0	0	16	4.0
Ajay Allen	4	1	9	9.0	0	9	2.3
Total	4	83	1030	12.4	5	58	257.5
Opponents	4	107	1122	10.5	7	41	280.5

Punt Returns

Player	no.	yds	avg	td	lg
Trey Palmer	1	-1	-1.0	0	0
Total	1	-1	-1.0	0	0
Opponents	4	61	15.3	0	34

Interceptions

Player	no.	yds	avg	td	lg
Marques Buford Jr.	2	0	0.0	0	0
Total	2	0	0.0	0	0
Opponents	4	48	12.0	0	33

Kick Returns

Player	no.	yds	avg	td	lg
Anthony Grant	3	47	15.7	0	20
Trey Palmer	3	62	20.7	0	25
Zach Weinmaster	2	33	16.5	0	18
Total	8	142	17.8	0	25
Opponents	4	47	11.8	0	21

Fumble Returns

Player	no.	yds	avg	td	lg
Stephon Wynn Jr.	1	0	0.0	0	0
Caleb Tannor	1	0	0.0	0	0
Garrett Nelson	1	0	0.0	0	0
Total	3	0	0.0	0	0
Opponents	3	0	0.0	0	0

2022 INDIVIDUAL STATISTICS

Scoring

Player			PAT							pts
	td	fg	kick	rush	rcv	pass	dxp	saf		
Anthony Grant	5	-	-	-	-	-	-	-	-	30
Casey Thompson	4	-	-	-	-	-	-	-	-	24
Timmy Bleekrode	-	1-3	17-17	-	-	-	-	-	-	20
Ajay Allen	2	-	-	-	-	-	-	-	-	12
Brody Belt	1	-	-	-	-	-	-	-	-	6
Chancellor Brewington	1	-	-	-	-	-	-	-	-	6
Chubba Purdy	1	-	-	-	-	-	-	-	-	6
Trey Palmer	1	-	-	-	-	-	-	-	-	6
Isaiah Garcia-Castaneda	1	-	-	-	-	-	-	-	-	6
Nate Boerkircher	1	-	-	-	-	-	-	-	-	6
Total	17	1-4	17-17	0	0	0	0	0	0	122
Opponents	19	3-5	19-19	0	0	0	0	0	0	142

Field Goals

Player	fg	pct.	01-19	20-29	30-39	40-49	50-99	lg	blk
Timmy Bleekrode	1-3	33.3	0-0	0-0	0-1	1-1	0-1	46	0
Brendan Franke	0-1	0.0	0-0	0-0	0-0	0-0	0-1	0	0
Opponents	3-5	60.0	1-1	1-1	1-3	0-0	0-0	35	0

FG Sequence

Team Name	Nebraska	Opponents
Northwestern	56	(35),36
North Dakota	37,(46)	(23)
Ga. Southern	52	(19)
Oklahoma		39

Numbers in (parentheses) indicate field goal was made

Total Offense

Player	g	plays	rush	pass	total	avg/g
Casey Thompson	4	141	-19	995	976	244.0
Anthony Grant	4	82	464	0	464	116.0
Ajay Allen	4	33	190	0	190	47.5
Chubba Purdy	1	16	29	35	64	64.0
Gabe Ervin Jr.	4	9	61	0	61	15.3
Jaquez Yant	2	7	24	0	24	12.0
Logan Smothers	2	2	17	0	17	8.5
Trey Palmer	4	2	8	0	8	2.0
Total	4	292	774	1030	1804	451.0
Opponents	4	325	934	1122	2056	514.0

Punting

Player	no.	yds	avg	lg	tb	fc	i20	50+	blk
Brian Buschini	18	814	45.2	65	1	9	6	3	0
Timmy Bleekrode	1	51	51.0	51	0	0	0	1	0
Total	19	865	45.5	65	1	9	6	4	0
Opponents	16	620	38.8	59	1	9	8	3	1

Kickoffs

Player	no.	yds	avg	tb	ob	retn	net	ydln
Brendan Franke	21	1299	61.9	15	0			
Total	21	1299	61.9	15	0	4	39.7	25
Opponents	26	1585	61.0	11	0	8	41	24

2022 INDIVIDUAL STATISTICS

All Purpose

Player	g	rush	rcv	pr	kr	ir	total	avg/g
Anthony Grant	4	464	16	0	47	0	527	131.8
Trey Palmer	4	8	323	-1	62	0	392	98.0
Ajay Allen	4	190	9	0	0	0	199	49.8
Marcus Washington	4	0	198	0	0	0	198	49.5
Isaiah Garcia-Castaneda	4	0	120	0	0	0	120	30.0
Alante Brown	4	0	98	0	0	0	98	24.5
Travis Vokolek	2	0	65	0	0	0	65	32.5
Brody Belt	4	0	62	0	0	0	62	15.5
Gabe Ervin Jr.	4	61	0	0	0	0	61	15.3
Oliver Martin	4	0	54	0	0	0	54	13.5
Nate Boerkircher	4	0	36	0	0	0	36	9.0
Zach Weinmaster	4	0	0	0	33	0	33	8.3
Chubba Purdy	1	29	0	0	0	0	29	29.0
Omar Manning	3	0	24	0	0	0	24	8.0
Jaquez Yant	2	24	0	0	0	0	24	12.0
Wyatt Liewer	4	0	18	0	0	0	18	4.5
Logan Smothers	2	17	0	0	0	0	17	8.5
Chancellor Brewington	4	0	7	0	0	0	7	1.8
Casey Thompson	4	-19	0	0	0	0	-19	-4.8
Total	4	774	1030	-1	142	0	1945	486.3
Opponents	4	934	1122	61	47	48	2212	553.0

INDIVIDUAL OFFENSE GAME BY GAME

RUSHING/RECEIVING

Rushing

Player	No-Yds/TD	NU	UND	GS	OU
Anthony Grant	82-464/5	19-101/2	23-189/2	27-138/1	13-36/0
Ajay Allen	33-190/2	3-7/0	11-58/1	8-76/1	11-49/0
Casey Thompson	24--19/4	3--18/1	6--2/0	10-31/3	5--30/0
Gabe Ervin Jr.	9-61/0	-	1--1/0	1-2/0	7-60/0
Jaquez Yant	7-24/0	3-5/0	DNP	DNP	4-19/0
Chubba Purdy	5-29/1	DNP	DNP	DNP	5-29/1
Logan Smothers	2-17/0	1-7/0	DNP	1-10/0	DNP
Trey Palmer	2-8/0	2-8/0	-	-	-

Receiving

Player	No-Yds/TD	NU	UND	GS	OU
Trey Palmer	28-323/1	8-68/0	4-82/0	6-81/0	10-92/1
Marcus Washington	12-198/0	2-27/0	2-31/0	6-123/0	2-17/0
Alante Brown	9-98/0	3-32/0	2-27/0	3-28/0	1-11/0
Travis Vokolek	6-65/0	5-63/0	DNP	DNP	1-2/0
Brody Belt	6-62/1	2-29/0	-	2-24/1	2-9/0
Isaiah Garcia-Castaneda	5-120/1	4-120/1	-	-	1-0/0
Oliver Martin	3-54/0	-	-	2-36/0	1-18/0
Nate Boerkircher	3-36/1	-	2-32/1	-	1-4/0
Omar Manning	3-24/0	DNP	2-16/0	1-8/0	-
Chancellor Brewington	3-7/1	-	1-5/1	1--4/0	1-6/0
Wyatt Liewer	2-18/0	-	-	1-13/0	1-5/0
Anthony Grant	2-16/0	1-16/0	1-0/0	-	-
Ajay Allen	1-9/0	-	-	1-9/0	-

PASSING

#6 Chubba Purdy	Comp	Att	Int	Pct	Yards	TD	Long	Sacked	Effic.
Oklahoma	7	11	1	63.6	35	0	18	0-0	72.2
Totals	7	11	1	63.6	35	0	18	0-0	72.2

#11 Casey Thompson	Comp	Att	Int	Pct	Yards	TD	Long	Sacked	Effic.
Northwestern	25	42	2	59.5	355	1	58	2-19	128.9
North Dakota	14	21	1	66.7	193	2	35	3-27	165.8
Ga. Southern	23	34	0	67.6	318	1	33	2-11	155.9
Oklahoma	14	20	0	70.0	129	1	32	4-32	140.7
Totals	76	117	3	65.0	995	5	58	11-89	145.4

SPECIAL TEAMS RETURNS

Punt Returns

Player	No-Yds	NU	UND	GS	OU
Trey Palmer	1--1	-	-	-	1--1

Kick Returns

Player	No-Yds	NU	UND	GS	OU
Trey Palmer	3-62	2-42	-	1-20	-
Anthony Grant	3-47	1-20	1-7	1-20	-
Zach Weinmaster	2-33	-	1-15	1-18	-

INDIVIDUAL DEFENSE GAME BY GAME

TOTAL TACKLES

Player	S-A	Total	NU	UND	GS	OU
Luke Reimer	14-25	39	7-8	0-7	4-5	3-5
Isaac Gifford	18-7	25	2-1	7-1	6-5	3-0
Myles Farmer	18-6	24	5-1	5-1	4-2	4-2
Marques Buford Jr.	18-6	24	4-3	4-1	4-1	6-1
Ochaun Mathis	9-13	22	4-4	1-1	0-5	4-3
Garrett Nelson	12-8	20	1-2	6-2	2-2	3-2
Stephon Wynn Jr.	6-13	19	0-2	3-1	2-7	1-3
Quinton Newsome	11-6	17	2-2	0-2	5-1	4-1
Tommi Hill	10-7	17	2-3	1-2	6-2	1-0
Ernest Hausmann	7-10	17	2-1	1-5	3-4	1-0
Nick Henrich	5-10	15	2-7	DNP	DNP	3-3
Chris Kolarevic	3-9	12	1-1	0-2	-	2-6
Caleb Tannor	5-6	11	1-1	3-2	0-2	1-1
Eteva Mauga-Clements	5-5	10	1-1	1-2	-	3-2
Colton Feist	7-2	9	5-0	2-1	0-1	-
Ty Robinson	3-3	6	0-1	1-0	1-2	1-0
Devin Drew	2-3	5	1-0	0-1	-	1-2
Braxton Clark	3-1	4	1-1	-	1-0	1-0
Phalen Sanford	3-1	4	-	2-0	0-1	1-0
Cooper Jewett	2-1	3	1-0	1-0	0-1	-
Nash Hutmacher	0-3	3	-	0-1	-	0-2
Casey Thompson	2-0	2	1-0	1-0	-	-
Omar Brown	0-2	2	0-1	0-1	-	DNP
Tamon Lynam	1-0	1	DNP	-	-	1-0
Jimari Butler	1-0	1	-	-	-	1-0
Brian Buschini	1-0	1	-	-	-	1-0
Chancellor Brewington	0-1	1	-	-	-	0-1
Brandon Moore	0-1	1	DNP	-	0-1	-
Blaise Gunnerson	0-1	1	-	0-1	-	-

INTERCEPTION/FUMBLE RETURNS

Interceptions Returns

Player	No-Yds	NU	UND	GS	OU
Marques Buford Jr.	2-0	-	-	2-0	-

Fumble Returns

Player	No-Yds	NU	UND	GS	OU
Caleb Tannor	1-0	1-0	-	-	-
Garrett Nelson	1-0	-	-	-	1-0
Stephon Wynn Jr.	1-0	-	1-0	-	-

INDIVIDUAL DEFENSE GAME BY GAME

SACKS

Player	UA-A	Total	NU	UND	GS	OU
Luke Reimer	1-0	1	-	-	-	1-4
Ochaun Mathis	1-0	1	-	1-5	-	-
Garrett Nelson	1-0	1	-	1-3	-	-
Devin Drew	1-0	1	-	-	-	1-3

TACKLES FOR LOSS

Player	UA-A	Total	NU	UND	GS	OU
Luke Reimer	2-1	2.5	-	-	1.5-2	1.0-4
Marques Buford Jr.	1-1	1.5	0.5-1	1.0-1	-	-
Ochaun Mathis	1-1	1.5	-	1.0-5	0.5-0	-
Myles Farmer	1-0	1.0	-	-	-	1.0-3
Jimari Butler	1-0	1.0	-	-	-	1.0-1
Isaac Gifford	1-0	1.0	-	1.0-5	-	-
Chris Kolarevic	1-0	1.0	1.0-2	-	-	-
Nick Henrich	1-0	1.0	-	DNP	DNP	1.0-1
Garrett Nelson	1-0	1.0	-	1.0-3	-	-
Devin Drew	1-0	1.0	-	-	-	1.0-3
Quinton Newsome	0-1	0.5	0.5-1	-	-	-
Stephon Wynn Jr.	0-1	0.5	-	-	0.5-0	-
Ty Robinson	0-1	0.5	-	-	0.5-1	-

FUMBLES

Fumbles Forced

Player	Number	NU	UND	GS	OU
Marques Buford Jr.	1	1	-	-	-
Garrett Nelson	1	-	1	-	-

Fumbles Recovered

Player	Number	NU	UND	GS	OU
Caleb Tannor	1	1	-	-	-
Garrett Nelson	1	-	-	-	1
Stephon Wynn Jr.	1	-	1	-	-



TEAM GAME BY GAME

Date	Opponent	Rushing				Receiving				Passing				Kick Returns				Punt Returns				tot	off		
		no.	yds	td	lg	no.	yds	td	lg	cmp	att	int	yds	td	lg	no.	yds	td	lg	no.	yds			td	lg
08/27/2022	vs Northwestern	31	110	3	46	25	355	1	58	25	42	2	355	1	58	3	62	0	25	0	0	0	0	465	
09/03/2022	North Dakota	41	244	3	46	14	193	2	35	14	21	1	193	2	35	2	22	0	15	0	0	0	0	437	
09/10/2022	Ga. Southern	47	257	5	23	23	318	1	33	23	34	0	318	1	33	3	58	0	20	0	0	0	0	575	
09/17/2022	Oklahoma	45	163	1	14	21	164	1	32	21	31	1	164	1	32	0	0	0	0	1	-1	0	0	327	
Nebraska		164	774	12	46	83	1030	5	58	83	128	4	1030	5	58	8	142	0	25	1	-1	0	0	1804	
Opponents		164	934	12	67	107	1122	7	41	107	161	2	1122	7	41	4	47	0	21	4	61	0	34	2056	

Nebraska Averages

Games	Avg/ rush	Avg/ catch	Pass effic	KR avg	PR avg	All purpose avg/game	Total offense avg/game
4	4.7	12.4	139.1	17.8	-1.0	486.3	451.0

Date	Opponent	Tackles			Sacks	Fumble	Pass Defense			blkd	PAT attempts			off						
		ua	a total	tfl-yds			no-yds	ff	fr		yds	int-yds	qbh		brup	kick	kick	rush	rcv	saf
08/27/2022	vs Northwestern	43	40	83	2.0	4	0-0	1	1	0	0-0	1	4	0	4-4	0	0	0	7	28
09/03/2022	North Dakota	39	34	73	4.0	14	2-8	1	1	0	0-0	5	6	1	5-5	0	0	0	3	38
09/10/2022	Ga. Southern	38	42	80	3.0	3	0-0	0	0	0	2-0	6	8	0	6-6	0	0	0	14	42
09/17/2022	Oklahoma	46	34	80	5.0	12	2-7	0	1	0	0-0	3	1	0	2-2	0	0	0	0	14
Nebraska		166	150	316	14.0	33	4-15	2	3	0	2-0	15	19	1	17-17	0	0	0	24	122
Opponents		156	134	290	21.0	125	11-89	4	3	0	4-48	5	10	0	19-19	0	0	0	21	142

Date	Opponent	Punting				Field Goals				Kickoffs								
		no.	yds	avg	long	blkd	tb	fc	50+	i20	md-att	long	blkd	no.	yds	avg	tb	ob
08/27/2022	vs Northwestern	6	283	47.2	50	0	0	4	1	4	0-1	0	0	4	252	63.0	2	0
09/03/2022	North Dakota	2	84	42.0	46	0	0	2	0	1	1-2	46	0	7	400	57.1	5	0
09/10/2022	Ga. Southern	4	202	50.5	65	0	1	1	2	0	0-1	0	0	7	452	64.6	5	0
09/17/2022	Oklahoma	7	296	42.3	51	0	0	2	1	1	0-0	0	0	3	195	65.0	3	0
Nebraska		19	865	45.5	65	0	1	9	4	6	1-4	46	0	21	1299	61.9	15	0
Opponents		16	620	38.8	59	1	1	9	3	8	3-5	35	0	26	1585	61.0	11	0

OPPONENT GAME BY GAME

Date	Opponent	Rushing				Receiving				Passing				Kick Returns				Punt Returns				tot	off		
		no.	yds	td	lg	no.	yds	td	lg	cmp	att	int	yds	td	lg	no.	yds	td	lg	no.	yds			td	lg
08/27/2022	vs Northwestern	47	214	2	21	27	314	2	41	27	38	0	314	2	41	1	18	0	18	0	0	0	0	528	
09/03/2022	North Dakota	33	175	1	63	24	131	1	15	24	37	0	131	1	15	2	8	0	12	0	0	0	0	306	
09/10/2022	Ga. Southern	30	233	5	67	37	409	1	37	37	56	2	409	1	37	1	21	0	21	0	0	0	0	642	
09/17/2022	Oklahoma	54	312	4	61	19	268	3	38	19	30	0	268	3	38	0	0	0	0	4	61	0	34	580	
Opponents		164	934	12	67	107	1122	7	41	107	161	2	1122	7	41	4	47	0	21	4	61	0	34	2056	
Nebraska		164	774	12	46	83	1030	5	58	83	128	4	1030	5	58	8	142	0	25	1	-1	0	0	1804	

Opponents Averages

Games	Avg/ rush	Avg/ catch	Pass effic	KR avg	PR avg	All purpose avg/game	Total offense avg/game
4	5.7	10.5	136.9	11.8	15.3	553.0	514.0

Date	Opponent	Tackles			Sacks	Fumble	Pass Defense			blkd	PAT attempts			off						
		ua	a total	tfl-yds			no-yds	ff	fr		yds	int-yds	qbh		brup	kick	kick	rush	rcv	saf
08/27/2022	vs Northwestern	43	16	59	4.0	24	2-19	1	1	0	2-33	3	5	0	4-4	0	0	0	7	31
09/03/2022	North Dakota	28	40	68	5.0	30	3-27	1	1	0	1-15	0	2	0	2-2	0	0	0	7	17
09/10/2022	Ga. Southern	45	36	81	3.0	15	2-11	0	0	0	0-0	1	0	0	6-6	0	0	0	0	45
09/17/2022	Oklahoma	40	42	82	9.0	56	4-32	2	1	0	1-0	1	3	0	7-7	0	0	0	7	49
Opponents		156	134	290	21.0	125	11-89	4	3	0	4-48	5	10	0	19-19	0	0	0	21	142
Nebraska		166	150	316	14.0	33	4-15	2	3	0	2-0	15	19	1	17-17	0	0	0	24	122

Date	Opponent	Punting				Field Goals				Kickoffs								
		no.	yds	avg	long	blkd	tb	fc	50+	i20	md-att	long	blkd	no.	yds	avg	tb	ob
08/27/2022	vs Northwestern	6	245	40.8	49	0	0	4	0	4	1-2	35	0	6	350	58.3	0	0
09/03/2022	North Dakota	6	191	31.8	59	1	1	3	1	2	1-1	23	0	4	222	55.5	1	0
09/10/2022	Ga. Southern	1	38	38.0	38	0	0	1	0	1	1-1	19	0	8	496	62.0	3	0
09/17/2022	Oklahoma	3	146	48.7	56	0	0	1	2	1	0-1	0	0	8	517	64.6	7	0
Opponents		16	620	38.8	59	1	1	9	3	8	3-5	35	0	26	1585	61.0	11	0
Nebraska		19	865	45.5	65	0	1	9	4	6	1-4	46	0	21	1299	61.9	15	0



TEAM COMPARISON

Opponent	Score	First Downs			Rushing Number-Yards	Passing		Total Offense Plays-Yards	Return Yards	Turn- Overs	
		Total	Rush	Pass		Pen	Comp-Att.-Int				Yards
Northwestern	28-31	23 / 25	4 / 11	16 / 14	3 / 0	31-110 / 47-214	25-42-2 / 27-38-0	355 / 314	73-465 / 85-528	62 / 51	3 / 1
North Dakota	38-17	26 / 18	15 / 10	9 / 6	2 / 2	41-244 / 33-175	14-21-1 / 24-37-0	193 / 131	62-437 / 70-306	22 / 23	2 / 1
Ga. Southern	42-45	33 / 34	17 / 9	16 / 21	0 / 4	47-257 / 30-233	23-34-0 / 37-56-2	318 / 409	81-575 / 86-642	58 / 21	0 / 2
Oklahoma	14-49	21 / 31	11 / 14	7 / 16	3 / 1	45-163 / 54-312	21-31-1 / 19-30-0	164 / 268	76-327 / 84-580	-1 / 61	2 / 1
Totals	122-142	103 / 108	47 / 44	48 / 57	8 / 7	164-774 / 164-934	83-128-4 / 107-161-2	1030 / 1122	292-1804 / 325-2056	141 / 156	7 / 5

Opponents	3rd Down Conversion	4th Down Conversion	Time of Possession	TOP Margin	Avg Yds/Rush	Avg Yds/Pass	Avg Yds/Play	Punting Number-Avg	Penalties Number-Yards	Sacks
Northwestern	9-16 / 7-17	0-0 / 1-1	25:48 / 34:12	-08:24	3.5 / 4.6	8.5 / 8.3	6.4 / 6.2	6-47.2 / 6-40.8	1-5.0 / 8-65.0	0 / 2
North Dakota	6-11 / 6-15	0-0 / 1-2	23:59 / 36:01	-12:02	6.0 / 5.3	9.2 / 3.5	7.0 / 4.4	2-42.0 / 6-31.8	7-45.0 / 6-70.0	2 / 3
Ga. Southern	9-13 / 9-13	0-0 / 2-2	31:56 / 28:04	03:52	5.5 / 7.8	9.4 / 7.3	7.1 / 7.5	4-50.5 / 1-38.0	10-77.0 / 3-15.0	0 / 2
Oklahoma	6-17 / 10-16	0-2 / 1-2	30:24 / 29:36	00:48	3.6 / 5.8	5.3 / 8.9	4.3 / 6.9	7-42.3 / 3-48.7	5-40.0 / 6-65.0	2 / 4
Totals	30-57 / 32-61	0-2 / 5-7	112:07 / 127:53	-15:46	4.7 / 5.7	8.0 / 7.0	6.2 / 6.3	19-45.5 / 16-38.8	23-167.0 / 23-215.0	4 / 11

Note: Game totals are displayed in the format TEAM/OPPONENT for each category

NEBRASKA RED ZONE CHART

Nebraska Inside Opponent Red-Zone

Date	Opponent	Score	Times	Times	Total	Rush		Pass	FGs	Failed to score inside RZ						
			In RZ	Scored	Pts	TDs	TDs	TDs	Made	FGA	Down	Int	Fumb	Half	Game	
08/27/2022	vs Northwestern	L 28-31	2	2	14	2	2	0	0	0	0	0	0	0	0	0
09/03/2022	North Dakota	W 38-17	5	4	28	4	2	2	0	1	0	0	0	0	0	0
09/10/2022	Ga. Southern	L 42-45	5	5	35	5	5	0	0	0	0	0	0	0	0	0
09/17/2022	Oklahoma	L 14-49	2	1	7	1	1	0	0	0	1	0	0	0	0	0
	Totals	12 of 14 (85.7%)	14	12	84	12	10	2	0	1	1	0	0	0	0	0

Opponents Inside Nebraska Red-Zone

Date	Opponent	Score	Times	Times	Total	Rush		Pass	FGs	Failed to score inside RZ						
			In RZ	Scored	Pts	TDs	TDs	TDs	Made	FGA	Down	Int	Fumb	Half	Game	
08/27/2022	Northwestern	L 28-31	5	4	24	3	2	1	1	2	0	0	0	0	0	0
09/03/2022	North Dakota	W 38-17	3	3	17	2	1	1	1	1	0	0	0	0	0	0
09/10/2022	Ga. Southern	L 42-45	6	5	31	4	3	1	1	1	0	0	0	1	0	0
09/17/2022	Oklahoma	L 14-49	4	3	21	3	2	1	0	0	0	0	1	0	0	0
	Totals	15 of 18 (83.3%)	18	15	93	12	8	4	3	4	0	0	1	1	0	0



NEBRASKA & OPPONENT LONG PLAYS & DRIVE INFORMATION

LONG SEASON PLAYS (20 OR MORE YARDS)

	[-----NEBRASKA-----]				[-----OPPONENT-----]			
	RUSH	PASS	RET	TOT	RUSH	PASS	RET	TOT
at Northwestern	1	4	2	7	2	5	1	8
North Dakota	1	4	0	5	1	0	0	1
Georgia Southern	1	6	2	9	3	5	1	9
Oklahoma	0	2	0	2	4	5	1	10
TOTALS	3	16	4	23	10	15	3	28

LONG DRIVE SUPERLATIVES

	NEBRASKA	OPPONENT
Most Yards (Result)	98 Ga. Southern (TD)	82 at Northwestern (TD)
Most Plays (Result)	15 Ga. Southern (TD)	16 North Dakota (TD)
Most Time (Result)	5:58 Ga. Southern (TD)	6:12 Northwestern (Punt)

NEBRASKA LONG PLAYS (23; 3 RUNS; 16 PASSES; 4 RETURNS)

YDS	OPPONENT	PLAY	RESULT
58	Northwestern	Pass (Thompson-Garcia-Castaneda)	1st-10
46	Northwestern	Run (Grant)	Touchdown
46	North Dakota	Run (Grant)	Touchdown
35	North Dakota	Pass (Thompson-Palmer)	1st-10
33	Georgia Southern	Pass (Thompson-Washington)	1st-10
32	Northwestern	Pass (Thompson-Garcia-Castaneda)	Touchdown
32	Oklahoma	Pass (Thompson-Palmer)	Touchdown
31	North Dakota	Pass (Thompson-Palmer)	1st-10
29	Georgia Southern	Pass (Thompson-Washington)	1st-goal
27	Georgia Southern	Pass (Thompson-Washington)	1st-10
26	Georgia Southern	Pass (Thompson-Martin)	1st-10
25	Northwestern	KOR (Palmer)	1st-10
24	Northwestern	Pass (Thompson-Garcia-Castaneda)	Fumble
24	North Dakota	Pass (Thompson-Washington)	1st-10
24	Georgia Southern	Pass (Thompson-Palmer)	1st-10
23	Georgia Southern	Run (Allen)	1st-10
21	North Dakota	Pass (Thompson-Brown)	1st-10
21	Northwestern	Pass (Thompson-Vokolek)	1st-10
21	Georgia Southern	Pass (Thompson-Belt)	Touchdown
21	Oklahoma	Pass (Thompson-Palmer)	Fumble
20	Northwestern	KOR (Grant)	1st-10
20	Georgia Southern	KOR (Grant)	1st-10
20	Georgia Southern	KOR (Palmer)	1st-10

OPPONENT LONG PLAYS (28; 10 RUNS; 15 PASSES; 3 RETURNS)

YDS	OPPONENT	PLAY	RESULT
67	Georgia Southern	Run (Green)	1st-Goal
63	North Dakota	Run (Smith)	1st-Goal
61	Oklahoma	Rush (Gabriel)	Touchdown
47	Georgia Southern	Run (Green)	Touchdown
42	Northwestern	IR (Mitchell)	1st-10
41	Northwestern	Pass (Hilinski-Niro III)	Touchdown
39	Northwestern	Pass (Hilinski-Washington)	1st-10
38	Oklahoma	Pass (Gabriel-Mims)	1st-10
37	Georgia Southern	Pass (Vantrease-Johnson)	1st-Goal
35	Georgia Southern	Pass (Vantrease-Burgess)	1st-10
34	Oklahoma	PR (Mims)	1st-10
31	Georgia Southern	Pass (Vantrease-Kenerson)	1st-Goal
31	Oklahoma	Rush (Barnes)	1st-10
31	Oklahoma	Pass (Gabriel-Wease)	1st-10
27	Georgia Southern	Pass (Vantrease-Hood)	1st-10
26	Georgia Southern	Run (White)	Touchdown
25	Oklahoma	Pass (Gabriel-Farooq)	1st-10
25	Oklahoma	Rush (Gray)	1st-10
25	Oklahoma	Pass (Gabriel-Farooq)	Touchdown
24	Oklahoma	Pass (Gabriel-Major)	Touchdown
24	Northwestern	Pass (Hilinski-Hull)	1st-10
23	Northwestern	Pass (Hilinski-Gordon)	1st-10
22	Northwestern	Pass (Hilinski-Washington)	1st-Goal
21	Northwestern	Run (Porter)	Fumble
21	Northwestern	Run (Hull)	1st-10
21	Georgia Southern	KOR (Lewis)	1st-10
21	Oklahoma	Rush (Gray)	Touchdown
20	Georgia Southern	Pass (Vantrease-Singleton)	1st-10

GAME-OPENING DRIVES

OPPONENT	[-----NEBRASKA-----]			[-----OPPONENT-----]		
	PTS.	1ST DWN	YDS	PTS.	1ST DWN	YDS
at Northwestern	7	4	75	0	2	27
North Dakota	7	3	87	0	4	38
Georgia Southern	0	0	-1	7	5	74
Oklahoma	7	5	77	0	1	12

SECOND-HALF OPENING DRIVES

OPPONENT	[-----NEBRASKA-----]			[-----OPPONENT-----]		
	PTS.	1ST DWN	YDS	PTS.	1ST DWN	YDS
at Northwestern	7	3	88	0	1	16
North Dakota	7	4	75	0	2	21
Georgia Southern	0	0	9	7	4	75
Oklahoma	0	1	21	7	3	46



NEBRASKA & OPPONENT SCORING DRIVES, MISCELLANEOUS STATS

SCORING DRIVES

GAME	SCORING DRIVES		[----TIME----]		[--PLAYS--]		5 OR LESS	1 OR 0
	TOT	AVG.	TOT	AVG.	TOT	AVG.		
Northwestern	4	11:09	2:47	32	8.0		1	0
North Dakota	6	14:30	2:25	44	7.3		2	0
Georgia Southern	6	25:07	4:11	63	10.5		0	0
Oklahoma	2	7:01:00	3:30	19	9.50		0	0
TOTAL	18	57:47	3:12	158	8.8		3	0
OPPONENTS	21	43:42	2:04	157	7.48		8	0

NEBRASKA POINTS OFF TURNOVERS

GAME	TOs GAINED	TD	FG-FGA	PTS.	(NU FUM./LOST, INT)
at Northwestern	1 (1/1 F/L, 0 INT)	1	0-0	7	3 (1/1 F/L, 2 INT)
North Dakota	1 (3/1 F/L, 0 INT)	0	1-1	3	2 (2/1 F/L, 1 INT)
Ga. Southern	2 (0/0 F/L, 2 INT)	2	0-0	14	0 (0/0 F/L, 0 INT)
Oklahoma	1 (3/1 F/L, 0 INT)	0	0-0	0	2 (2/1 F/L, 1 INT)
TOTAL	5 (7/3 F/L, 2 INT)	3	1-1	24	7 (5/3 F/L, 3 INT)
OPPONENTS	7 (5/3 F/L, 3 INT)	3	0-0	21	5 (7/3 F/L, 2 INT)

PENALTY NUMBERS

	NU PEN.-YDS.	OPP. PEN.-YDS
Northwestern	1-5	6-85
North Dakota	7-45	6-70
Georgia Southern	10-77	3-15
Oklahoma	5-40	6-65
TOTALS (AVG/PENALTY)	23-167 (7.3)	21-235 (11.2)
AVG/GAME	5.8-41.8	5.3-58.8

STARTING FIELD POSITION*

GAME	NU AVG. START	OPP. AVG. START	NU DIFF.
	(yards/drives/in 20/past 50)	(yards/drives/in 20/past 50)	
Northwestern	22.4 (314/14/5/1)	29.8 (417/14/5/3)	-7.4
North Dakota	30.4 (365/12/3/2)	32 (384/12/2/1)	-1.6
Ga. Southern	20.5 (225/11/3/0)	22.9 (275/11/0/0)	-2.4
Oklahoma	24.8 (347/14/1/0)	32.8 (459/14/2/2)	-8.0
TOTAL	24.5 (1251/51/12/3)	30.1 (1535/51/9/6)	-5.6

*does not include drives with time of 0:00 (i.e. defensive and special teams touchdowns, end of half turnovers, overtime, etc.)

NEBRASKA SCORING DRIVES

OPPONENT	[---DRIVE---					
	PLAYS	YDS	TIME	SCORE	QTR./TIME	PLAY
Northwestern	8	75	2:19	7-0	1st/12:41	Garcia-Castaneda 32-yd. pass from Thompson
Northwestern	14	80	5:08	14-3	2nd/11:49	Thompson 1-yd. rush
Northwestern	8	88	3:24	21-17	3rd/9:37	Grant 3-yd. rush
Northwestern	2	46	0:18	28-17	3rd/9:09	Grant 46-yd. rush
North Dakota	8	87	2:02	7-0	1st/6:46	Grant 19-yd. rush
North Dakota	6	75	1:48	14-7	13:12/3rd	N. Boerkercher 19-yd. pass from Thompson
North Dakota	5	18	0:56	17-7	8:36/3rd	Bleekrode 46-yd. FG
North Dakota	5	75	1:48	24-17	2:30/3rd	Grant 46-yd. rush
North Dakota	11	89	4:25	31-17	6:35/4th	Allen 14-yd. rush
North Dakota	6	33	3:31	38-18	2:07/4th	Brewington 5-yd. pass from Thompson
Georgia Southern	9	75	3:45	7-7	4:17/1st	Thompson 8-yd. rush
Georgia Southern	10	75	3:41	14-14	13:40/2nd	Belt 21-yd. pass from Thompson
Georgia Southern	10	76	4:33	21-14	8:25/2nd	Grant 4-yd. rush
Georgia Southern	6	75	2:10	28-28	1:50/2nd	Thompson 2-yd. rush
Georgia Southern	13	84	4:59	35-35	3:18/3rd	Allen 7-yd. rush
Georgia Southern	15	98	5:58	42-38	3:05/4th	Thompson 1-yd. rush
Oklahoma	6	77	1:57	7-0	11:19/1st	Palmer 32-yd. pass from Thompson
Oklahoma	13	82	5:04	14-49	3:17/4th	Purdy 8-yd. rush

OPPONENT SCORING DRIVES

OPPONENT	[---DRIVE---					
	PLAYS	YDS	TIME	SCORE	QTR./TIME	PLAY
Northwestern	9	35	4:28	3-7	1st/2:13	Stage 35-yd. FG
Northwestern	4	75	1:01	10-14	2nd/10:58	Niro III 41-yd. pass from Hilinski
Northwestern	13	82	3:15	17-14	2nd/0:25	Navarro 6-yd. pass from Hilinski
Northwestern	5	44	1:15	24-28	3rd/7:53	Porter 3-yd. rush
Northwestern	6	43	0:50	31-28	4th/11:34	Hull 3-yd. rush
North Dakota	16	80	6:51	7-7	2nd/0:13	Zavalney 1 yd. pass from Schuster
North Dakota	6	69	2:44	10-17	3rd/5:52	Stevens 23-yd. FG
North Dakota	2	8	0:44	17-17	3rd/4:22	Hoosman 5-yd. rush
Georgia Southern	13	74	4:59	7-0	1st/8:02	White 2-yd. rush
Georgia Southern	8	75	1:45	14-7	1st/2:21	White 26-yd. rush
Georgia Southern	3	75	0:58	21-21	2nd/7:27	Green 1-yd. rush
Georgia Southern	5	80	1:54	28-21	2nd/4:00	Green 47-yd. rush
Georgia Southern	8	75	2:48	35-28	3rd/12:12	Jones 10-yd. pass from Vantrease
Georgia Southern	10	77	3:39	38-35	4th/14:42	Raynor 19-yd. FG
Georgia Southern	11	75	2:29	45-42	4th/0:36	Vantrease 8-yd. rush
Oklahoma	5	75	1:49	7-7	9:30/1st	Gabriel 61-yd. rush
Oklahoma	7	63	2:17	7-14	1:57/1st	Farooq 25-yd. pass from Gabriel
Oklahoma	5	23	0:55	7-21	14:48/2nd	Major 1-yd. rush
Oklahoma	6	63	1:55	7-28	11:35/2nd	Major 24-yd. pass from Willis
Oklahoma	5	65	1:10	7-35	1:44/2nd	Gray 16-yd. rush
Oklahoma	7	46	1:41	7-42	13:13/3rd	Gray 21-yd. rush
Oklahoma	9	60	3:10	7-49	3rd/8:59	Wease 15-yd. pass from Gabriel



INDIVIDUAL CAREER/SEASON SUPERLATIVES

SEASON AND CAREER, MOST PASSING YARDS

PLAYER	2022	CAREER	2022	CAREER
Casey Thompson	355 at Northwestern	388# vs. Oklahoma, 2021	58 at NW (Garcia-Castaneda)	75 # vs. Oklahoma, 2021
Chubba Purdy	35 vs. Oklahoma	181^ vs. NC State, 2020	18 vs. Oklahoma (Martin)	69^ vs. NC State, 2020
Matt Masker		17 vs. Northwestern, 2011		7 vs. Northwestern, 2011 (Boerkircher)
Logan Smothers		198 vs. Iowa, 2021		54 vs. Buffalo, 2021 (Hickman)

*-Indicates touchdown pass; #-at Texas; ^ - at Florida State

SEASON AND CAREER, LONGEST PASS

PLAYER	2022	CAREER	2022	CAREER
Casey Thompson	355 at Northwestern	388# vs. Oklahoma, 2021	58 at NW (Garcia-Castaneda)	75 # vs. Oklahoma, 2021
Chubba Purdy	35 vs. Oklahoma	181^ vs. NC State, 2020	18 vs. Oklahoma (Martin)	69^ vs. NC State, 2020
Matt Masker		17 vs. Northwestern, 2011		7 vs. Northwestern, 2011 (Boerkircher)
Logan Smothers		198 vs. Iowa, 2021		54 vs. Buffalo, 2021 (Hickman)

SEASON AND CAREER, MOST RECEIVING YARDS

PLAYER	2022	CAREER	2022	CAREER
Ajay Allen	9 vs. Ga. Southern	Same	9 vs. Ga. Southern (Thompson)	Same
Brody Belt	29 at Northwestern	Same	21* vs. Ga. Southern (Thompson)	Same
Chancellor Brewington	5 vs. North Dakota	119-! vs. Sacramento St., 2017	5* vs. North Dakota (Thompson)	45 -! vs. Illinois State, 2017
Nate Boerkircher	32 vs. North Dakota	Same	19 vs. North Dakota (Thompson)	Same
Alante Brown	32 at Northwestern	Same	21 vs. North Dakota (Thompson)	22 at Rutgers, 2020 (Martinez)
Isaiah Garcia-Castaneda	120 at Northwestern	Same	58 at Northwestern (Thompson)	75-& at New Mexico, 2021
Gabe Ervin Jr.		6 vs. Buffalo, 2021		3 vs. Buffalo, 2021 (Martinez)
Anthony Grant	16 at Northwestern	Same	16 at Northwestern (Thompson)	Same
Chris Hickman		90 vs. Buffalo, 2021		54 vs. Buffalo, 2021 (Smothers)
Rahmir Johnson		105 Michigan, 2021		43 Michigan, 2021 (Martinez)
Wyatt Leiber	13 vs. Ga. Southern	13 at Ill., 2021; vs. Ga. Southern	13 vs. Ga. Southern (Thompson)	Same
Omar Manning	16 vs. North Dakota	75 vs. Purdue, 2021	13 vs. North Dakota (Thompson)	32 vs. Fordham, 2021 (Martinez)
Oliver Martin	36 vs. Ga. Southern	103 at Illinois, 2021	26 vs. Ga. Southern (Thompson)	43 at Illinois, 2021 (Martinez)
Trey Palmer	92 vs. Oklahoma	Same	32* vs. Oklahoma (Thompson)	61*-# vs. Texas A&M, 2021
Travis Vokolek	63 at Northwestern	69 ^ at Michigan State	21 at Northwestern (Thompson)	38 at Oklahoma (Martinez)
Jaquez Yant		5 vs. Iowa, 2021		5 vs. Iowa, 2021
Marcus Washington	123 vs. Ga. Southern	Same	33 vs. Ga. Southern (Thompson)	58-@ vs. Oklahoma State 2021

*-Indicates touchdown scored #-at LSU ^ - at Rutgers; &-at New Mexico State; !-at Northern Arizona; @-Texas

SEASON AND CAREER, LONGEST CATCH

PLAYER	2022	CAREER	2022	CAREER
Ajay Allen	9 vs. Ga. Southern	Same	9 vs. Ga. Southern (Thompson)	Same
Brody Belt	29 at Northwestern	Same	21* vs. Ga. Southern (Thompson)	Same
Chancellor Brewington	5 vs. North Dakota	119-! vs. Sacramento St., 2017	5* vs. North Dakota (Thompson)	45 -! vs. Illinois State, 2017
Nate Boerkircher	32 vs. North Dakota	Same	19 vs. North Dakota (Thompson)	Same
Alante Brown	32 at Northwestern	Same	21 vs. North Dakota (Thompson)	22 at Rutgers, 2020 (Martinez)
Isaiah Garcia-Castaneda	120 at Northwestern	Same	58 at Northwestern (Thompson)	75-& at New Mexico, 2021
Gabe Ervin Jr.		6 vs. Buffalo, 2021		3 vs. Buffalo, 2021 (Martinez)
Anthony Grant	16 at Northwestern	Same	16 at Northwestern (Thompson)	Same
Chris Hickman		90 vs. Buffalo, 2021		54 vs. Buffalo, 2021 (Smothers)
Rahmir Johnson		105 Michigan, 2021		43 Michigan, 2021 (Martinez)
Wyatt Leiber	13 vs. Ga. Southern	13 at Ill., 2021; vs. Ga. Southern	13 vs. Ga. Southern (Thompson)	Same
Omar Manning	16 vs. North Dakota	75 vs. Purdue, 2021	13 vs. North Dakota (Thompson)	32 vs. Fordham, 2021 (Martinez)
Oliver Martin	36 vs. Ga. Southern	103 at Illinois, 2021	26 vs. Ga. Southern (Thompson)	43 at Illinois, 2021 (Martinez)
Trey Palmer	92 vs. Oklahoma	Same	32* vs. Oklahoma (Thompson)	61*-# vs. Texas A&M, 2021
Travis Vokolek	63 at Northwestern	69 ^ at Michigan State	21 at Northwestern (Thompson)	38 at Oklahoma (Martinez)
Jaquez Yant		5 vs. Iowa, 2021		5 vs. Iowa, 2021
Marcus Washington	123 vs. Ga. Southern	Same	33 vs. Ga. Southern (Thompson)	58-@ vs. Oklahoma State 2021

SEASON AND CAREER, MOST RUSHING YARDS

PLAYER	2022	CAREER	2022	CAREER
Ajay Allen	76 vs. Ga. Southern	Same	23 vs. Ga. Southern	Same
Brody Belt		31 at Wisconsin, 2021		22 at Minnesota, 2019
Alante Brown		18 at Iowa, 2020		18 at Iowa, 2020
Gabe Ervin Jr.	60 vs. Oklahoma	Same	14 vs. Oklahoma	21 vs. Buffalo, 2021
Anthony Grant	189 vs. North Dakota	Same	46** at NW; vs. No. Dakota	Same
Isaiah Garcia-Castaneda		6 vs. Kentucky, 2021		6-& vs. Kentucky, 2021
Cooper Jewett		3 vs. Northwestern, 2021		3 vs. Northwestern, 2021
Rahmir Johnson		83 at Minnesota, 2021		29 at Minnesota, 2021
Omar Manning		-1 at Michigan State, 2021		-1 at Michigan State, 2021
Matt Masker		13 vs. Northwestern, 2021		13 vs. Northwestern, 2021
Trey Palmer	8 at Northwestern	Same	12 at Northwestern	Same
Chubba Purdy	29 vs. Oklahoma	54^ vs. NC State, 2020	10 vs. Oklahoma	21^ vs. NC State, 2020
Logan Smothers	10 vs. Ga. Southern	64 vs. Iowa, 2021	10 vs. Ga. Southern	24 vs. Iowa, 2021
Casey Thompson	31 vs. Ga. Southern	44@ at Arkansas, 2021	14 vs. North Dakota	41@ at TCU, 2021
Zach Weinmaster		4 vs. Northwestern, 2021		4 vs. Northwestern, 2021
Jaquez Yant	19 vs. Oklahoma	129 vs. Northwestern, 2021	9 vs. Oklahoma	64 vs. Northwestern, 2021
Marcus Washington		None		None

*-Indicates touchdown scored &-at New Mexico State; ^-Florida State; @-Texas

SEASON AND CAREER, LONGEST RUN

PLAYER	2022	CAREER	2022	CAREER
Ajay Allen	76 vs. Ga. Southern	Same	23 vs. Ga. Southern	Same
Brody Belt		31 at Wisconsin, 2021		22 at Minnesota, 2019
Alante Brown		18 at Iowa, 2020		18 at Iowa, 2020
Gabe Ervin Jr.	60 vs. Oklahoma	Same	14 vs. Oklahoma	21 vs. Buffalo, 2021
Anthony Grant	189 vs. North Dakota	Same	46** at NW; vs. No. Dakota	Same
Isaiah Garcia-Castaneda		6 vs. Kentucky, 2021		6-& vs. Kentucky, 2021
Cooper Jewett		3 vs. Northwestern, 2021		3 vs. Northwestern, 2021
Rahmir Johnson		83 at Minnesota, 2021		29 at Minnesota, 2021
Omar Manning		-1 at Michigan State, 2021		-1 at Michigan State, 2021
Matt Masker		13 vs. Northwestern, 2021		13 vs. Northwestern, 2021
Trey Palmer	8 at Northwestern	Same	12 at Northwestern	Same
Chubba Purdy	29 vs. Oklahoma	54^ vs. NC State, 2020	10 vs. Oklahoma	21^ vs. NC State, 2020
Logan Smothers	10 vs. Ga. Southern	64 vs. Iowa, 2021	10 vs. Ga. Southern	24 vs. Iowa, 2021
Casey Thompson	31 vs. Ga. Southern	44@ at Arkansas, 2021	14 vs. North Dakota	41@ at TCU, 2021
Zach Weinmaster		4 vs. Northwestern, 2021		4 vs. Northwestern, 2021
Jaquez Yant	19 vs. Oklahoma	129 vs. Northwestern, 2021	9 vs. Oklahoma	64 vs. Northwestern, 2021
Marcus Washington		None		None

SEASON AND CAREER, MOST TACKLES, TFLS AND SACKS

PLAYER	TACKLES (2022)	CAREER	TFL (2022)	CAREER	SACKS (2022)	CAREER
Brody Belt		1 vs. So. Ala., '19 vs. Ind. '19		none		none
Ru'Quan Buckley		1 vs. Fordham, '21		none		none
Marques Buford Jr.	8 at Northwestern	same	1 vs North Dakota	none		none
Omar Brown	1 at NW; N. Dakota	11 \$, at Iowa State, 2019		1.0-\$ 9x, last vs. So. Dakota, '21		none
John Bullocks		1 vs. Buffalo, 2021		none		none
Jimari Butler	1 vs. Oklahoma	same	1.0 vs. Oklahoma	same		none
Chris Cassidy		1 vs. No. Illinois, 2019		none		none
Braxton Clark	2 at Northwestern	3 at Purdue, 2019		1.0 at Purdue, 2019		none
Devin Drew	3 vs. Oklahoma	5 &; at Okla St., '20; vs. Hou., '21	1.0 vs. Oklahoma	same	1.0 vs. Oklahoma	none
Myles Farmer	6 at NW; UND; OU	7 vs. Ohio State, 2021	1 vs. Oklahoma	none		none
Colton Feist	5 at Northwestern	same		same		same
Isaac Gifford	11 vs. Ga. Southern	same	1 vs North Dakota	same		none
Blaise Gunnerson	1 vs North Dakota	2 at Wisconsin, 2021		0.5 vs. Iowa, 2021		none
Ashton Hausmann	1 at Northwestern	same		none		none
Ernest Hausmann	7 vs. Ga. Southern	same		none		none
Nick Henrich	9 at Northwestern	15 vs. Michigan, 2021	1.0 vs. Oklahoma	1.0 3x, last vs. Oklahoma		0.5 at Michigan St.
Tommi Hill	8 vs. Ga. Southern	same		none		none
Nash Hutmacher	2 vs. Oklahoma	same		none		none
Chris Kolarevic	8 vs. Oklahoma	19 \$ South Dakota, 2019	0.5 at NW, 2022	1.5-\$ 2x, last vs. San Diego, '19		1.0 \$ 2x, last vs. USD, 2019
Tamon Lynum	1 vs. Oklahoma	1 vs. Fordham, 2021; vs. OU		none		none
Ochaun Mathis	8 at Northwestern	9 ^, vs. Louisiana Tech, 2021	1 vs North Dakota	3.0-^ vs. OU, '21; vs. Tx Tech, '20	1.0 vs North Dakota	3.0^ vs. Texas Tech, 2020
E. Mauga-Clements	5 vs. Oklahoma	same		1.5 vs. Fordham, '21		none
Brandon Moore	1 vs. Ga. Southern	7 ** vs. Fla. Atlantic, 2018				
Garrett Nelson	8 vs North Dakota	9 vs. Penn State, 2020	1 vs North Dakota	2.5 at Illinois, '21	1.0 vs North Dakota	1.5 at Purdue, 2020
Quinton Newsome	6 vs. Ga. Southern	10 vs. Ohio State, 2021	0.5 at NW, 2022	1 vs. Ford.; at Okla., '21		1 vs. Fordham, 2021
Simon Otte		2 at Maryland, 2019		none		none
Ethan Piper		1 at Ohio State, 2020		none		none
Noa Pola-Gates		2 vs. Penn State, 2020		none		none
Luke Reimer	15 at Northwestern	19 vs. Purdue, 2021	1.5 vs. Ga. Southern	1.5 3x, last vs. Ga. Southern, '22	1.0 vs. Oklahoma	1.0 3x, last vs. Oklahoma
Ty Robinson	3 vs. Ga. Southern	4 4x Michigan, 2021	0.5 vs. Ga. Southern	1.0 4x, last Michigan, '21		1 vs. Michigan, 2021
Phalen Sanford	2 vs North Dakota	same		same		same
Garrett Snodgrass		4 vs. Illinois, 2020		none		none
Grant Tagge		1 at Illinois; at Wis., 2021		none		none
Caleb Tanner	5 vs North Dakota	5 4x, last vs. North Dakota, '22		2 vs. Northwestern, '21		1.0 6x, last vs. NW, '21
Jailen Weaver		1 vs. Fordham, 2021		none		none
Javin Wright		1 vs. Fordham, 2021		none		none
Stephon Wynn Jr.	9 vs. Ga. Southern	same	0.5 vs. Ga. Southern	none		none

\$-at Northern Iowa; !-at Alabama ^-at TCU; &-at Texas Tech; %-Arizona State; **-UCF



NEBRASKA STATISTICAL HIGHS AND LOWS

NEBRASKA TOTALS	HIGHS	LOWS
Points Scored	42 vs. Georgia Southern	14 vs. Oklahoma
First Downs	33 vs. Georgia Southern	21 vs. Oklahoma
Rushing Attempts	47 vs. Georgia Southern	31 at Northwestern
Rushing Yards	257 vs. Georgia Southern	110 at Northwestern
Passes Attempted	42 at Northwestern	21 vs. North Dakota
Passes Completed	25 at Northwestern	14 vs. North Dakota
Had Intercepted	2 at Northwestern	0 vs. Georgia Southern
Passing Yards	355 at Northwestern	164 vs. Oklahoma
Total Plays	81 vs. Georgia Southern	62 vs. North Dakota
Total Yards	575 vs. Georgia Southern	327 vs. Oklahoma
Possession Time	31:56 vs. Georgia Southern	23:59 vs. North Dakota
Fumbles	2 vs. North Dakota; vs. Oklahoma	0 vs. Georgia Southern
Fumbles Lost	1 at Northwestern; vs. North Dakota; vs. Oklahoma	0 vs. Georgia Southern
Turnovers	3 at Northwestern	0 vs. Georgia Southern
Turnover Margin	+2 vs. Georgia Southern	-2 at Northwestern
Penalties	10 vs. Georgia Southern	1 at Northwestern
Yards Penalized	77 vs. Georgia Southern	5 at Northwestern
Sacks By-Yards Lost	2-8 vs. North Dakota; 2-8 vs. Oklahoma	0-0 at Northwestern; vs. Georgia Southern
Team Tackles for Loss-Yards	5-12 vs. Oklahoma	2-4 at Northwestern

NEBRASKA INDIVIDUAL OFFENSIVE HIGHS

Most Rushing Attempts	27; Anthony Grant vs. Georgia Southern
Most Net Rushing Yards	189; Anthony Grant vs. North Dakota
Most Rushing TDs	3; Casey Thompson vs. Georgia Southern
Longest TD Run	46; Anthony Grant at Northwestern; vs. North Dakota
Longest Run, No TD	23; Ajay Allen vs. Georgia Southern
Most Pass Attempts	42; Casey Thompson at Northwestern
Most Completed Passes	25; Casey Thompson at Northwestern
Most Passing Yards	355; Casey Thompson at Northwestern
Most Passing TDs	2; Casey Thompson vs. North Dakota
Longest TD Pass	32; Casey Thompson to Isaiah Garcia-Castaneda at Northwestern
Longest Pass, No TD	58; Casey Thompson to Isaiah Garcia-Castaneda at Northwestern
Most Pass Receptions	10; Trey Palmer vs. Oklahoma
Most Receiving Yards	123; Marcus Washington vs. Georgia Southern
Most TD Receptions	1; Five times
Most Total Offense Attempts	45; Casey Thompson at Northwestern (3 rush, 42 passes)
Most Total Offense Yards	349; Casey Thompson vs. Georgia Southern (31 rush, 318 passes)
Most All-Purpose Attempts	28; Anthony Grant vs. Georgia Southern
Most All-Purpose Yards	196; Anthony Grant vs. North Dakota
Most Touchdowns Scored	3; Casey Thompson vs. Georgia Southern

NEBRASKA INDIVIDUAL SPECIAL TEAMS HIGHS

Most Field Goals Attempted	2; Timmy Bleekrode vs. North Dakota
Most Field Goals Made	1; Timmy Bleekrode vs. North Dakota
Longest Field Goal Mad	46; Timmy Bleekrode vs. North Dakota
Longest Field Goal Attempted	56; Brendan Franke at Northwestern
Longest Punt Return, TD	None
Longest Punt Return, No TD	None
Most Punt Return Yardage	None
Longest Kickoff Return, TD	None
Longest Kickoff Return, No TD	25; Trey Palmer at Northwestern
Longest Blocked Punt, TD	None
Longest Blocked Field Goal Return	None
Most Kickoff Return Yardage	42; Trey Palmer at Northwestern
Most Punts	6; Brian Buschini at Northwestern (47.2 avg); vs. Northwestern (40.8 avg)
Highest Punting Average	50.5; Brian Buschini vs. Georgia Southern (4 punts)
Longest Punt	65; Brian Buschini vs. Georgia Southern
Most Blocked Field Goals	None
Most Blocked Punts	1; Javin Wright vs. North Dakota
Most Blocked PAT	None

NEBRASKA INDIVIDUAL DEFENSIVE HIGHS

Most Total Tackles	14; Luke Reimer (6 solo, 8 asst.) at Northwestern
Most Solo Tackles	7; Isaac Gifford vs. North Dakota
Most Tackles for Loss	1.5; Luke Reimer vs. Georgia Southern
Most Yards Lost	5; Isaac Gifford and Ochaun Mathis vs. North Dakota (1.0 TFL)
Most Quarterback Sacks	1.0; Ochaun Mathis and Garrett Nelson vs. North Dakota
Most Yards Lost	5; Ochaun Mathis vs. North Dakota
Most Pass Breakups	2; Tommi Hill and Quinton Newsome vs. Georgia Southern
Most Interceptions	2; Marquis Buford Jr. vs. Georgia Southern
Longest Interception TD Return	None
Longest Interception Return, No TD	None
Longest Fumble TD Return	None
Longest Fumble Return, No TD	None

OPPONENT STATISTICAL HIGHS AND LOWS

OPPONENT TOTALS	HIGHS	LOWS
Points Scored	49 vs. Oklahoma	17 vs. North Dakota
First Downs	34 vs. Georgia Southern	18 vs. North Dakota
Rushing Attempts	54 vs. Oklahoma	30 vs. Georgia Southern
Rushing Yards	312 vs. Oklahoma	175 vs. North Dakota
Passes Attempted	56 vs. Georgia Southern	37 vs. North Dakota
Passes Completed	37 vs. Georgia Southern	19 vs. Oklahoma
Had Intercepted	2 vs. Georgia Southern	0 vs. North Dakota; vs. Oklahoma
Passing Yards	409 vs. Georgia Southern	131 vs. North Dakota
Total Plays	86 vs. Georgia Southern	70 vs. North Dakota
Total Yards	642 vs. Georgia Southern	306 vs. North Dakota
Possession Time	36:01 vs. North Dakota	28:04 vs. Georgia Southern
Fumbles	3 vs. Oklahoma	0 vs. Georgia Southern
Fumbles Lost	1 at Northwestern; vs. North Dakota; vs. Oklahoma	0 vs. Georgia Southern
Turnovers	2 vs. Georgia Southern	1 at Northwestern; vs. North Dakota; vs. Oklahoma
Turnover Margin	+2 at Northwestern	+1 vs. North Dakota
Penalties	8 at Northwestern	3 vs. Georgia Southern
Yards Penalized	70 vs. North Dakota	15 vs. Georgia Southern
Sacks By-Yards Lost	4-32 vs. Oklahoma	2-19 at Northwestern; 2-11 vs. Georgia Southern
Team Tackles for Loss-Yards	9-56 vs. Oklahoma	3-15 vs. Georgia Southern

OPPONENT INDIVIDUAL HIGHS

Most Yards Rushing	132; Gerald Green (Georgia Southern)
Most Rushing Attempts	22; Evan Hull (Northwestern)
Most Yards Passing	409; Kyle Vantrease (Georgia Southern)
Most Passing Attempts	56; Kyle Vantrease (Georgia Southern)
Most Pass Completions	37; Kyle Vantrease (Georgia Southern)
Most Pass Receptions	12; Derwin Burgess Jr. (Georgia Southern)
Most Yards Receiving	119; Derwin Burgess Jr. (Georgia Southern)

OPPONENT INDIVIDUAL LONGEST PLAYS

Rush	67; Gerald Green (Georgia Southern)
Pass	41*; Ryan Hilinski to Raymond Niro III (Northwestern)
Field Goal	35; Adam Stage (Northwestern)
Punt Return	34; Marvin Mims (Oklahoma)
Kickoff Return	21; Darius Lewis (Georgia Southern)
Fumble Return	None
Interception Return	42; Cameron Mitchell (Northwestern)
Punt	59; Cade Peterson (North Dakota)

*-Indicates touchdown scored

NORTHWESTERN 31, NEBRASKA 28

SCORE BY QUARTERS	1	2	3	4	OT	FINAL
Nebraska	7	7	14	0		28
Northwestern	3	14	7	7		31

SCORING SUMMARY

QTR	TEAM	TIME	SCORE
1st	NEB	12:41	Garcia-Castaneda 32 yd from Thompson (Bleekrode kick)
1st	NU	02:13	Stage 35 yd field goal
2nd	NEB	11:59	Thompson, 1 yd run (Bleekrode kick)
2nd	NU	10:58	Niro III, 41 yd from Hilinski (Stage kick)
2nd	NU	00:25	Navarro 6 yd from Hilinski (Stage kick)
3rd	NEB	09:37	Grant 3 yd run (Bleekrode kick)
3rd	NEB	09:09	Grant 46 yd run (Bleekrode kick)
3rd	NU	07:53	Porter 3 yd run (Stage kick)
4th	NU	11:34	Hull 4 yd run (Stage kick)

Dublin, Ireland (Aug. 26) - Nebraska held a pair of 11-point leads, but Northwestern scored the final 14 points in both halves to claim a 31-28 win in the Aer Lingus College Football Classic at Aviva Stadium.

Nebraska amassed 465 yards of total offense, including 355 yards on 25-of-42 passing by quarterback Casey Thompson, but Northwestern answered with 528 total yards, including 314 on 27-of-38 passing by Ryan Hilinski. The Wildcats also pounded the ball for 214 rushing yards.

Nebraska struck first, marching 75 yards in just eight plays capped by Thompson's 32-yard touchdown drive to Isaiah Garcia-Castaneda to give NU a 7-0 lead. Garcia-Castaneda led the Nebraska receivers with 120 yards on four catches.

After an Adam Stage's 35-yard field goal for Northwestern, the Huskers extended the margin to 14-3 by going 80 yards in 15 plays. Thompson capped the drive with a 1-yard run to give the Huskers a 14-3 advantage.

Northwestern answered just over a minute later on Hilinski's 41-yard touchdown pass to Raymond Niro III to cut the Husker lead to 14-10. The Wildcats took their first lead in the half in the final minutes, going 82 yards on 13 plays, as Hilinski connected with Donny Navarro on a 6-yard TD pass with 25 seconds left to give the Cats a 17-14 lead.

The Huskers regained the lead on their first series of the second half, going 88 yards on nine plays, highlighted by a 58-yard hookup from Thompson to Garcia-Castaneda to convert on 3rd-and-8 from the Nebraska 24-yard line. Anthony Grant then hit paydirt for the first time as a Husker, scoring from three yards out to put Nebraska ahead 21-17.

The Blackshirts came up with a big play moments later, as Marques Buford Jr. forced a fumble by Cam Porter and Caleb Tannor recovered to give the Big Red great field position. The Nebraska offense turned the miscue into points two plays later, when Grant galloped 46 yards for a touchdown to put the Big Red back up by 11 points at 28-17 with 9:09 left in the third quarter.

Grant finished with 101 yards on 19 carries in his Husker debut.

Northwestern stopped Nebraska's momentum by recovering an on-side kick attempt, giving the Wildcats a short field. Five plays later, Porter scored from three yards out to cut the Husker lead back to 28-24 with 7:53 left in the quarter.

Nebraska had a chance to extend the margin early in the fourth quarter and was on the move, but Cameron Mitchell intercepted Thompson and returned it to the Nebraska 43-yard line. The Wildcats would convert six plays later as Anthony Hull scored from six yards to give Northwestern a 31-28 advantage.

Hull led all rushers in the game with 119 yards on 22 carries, while Porter pitched in 94 yards on 19 totes.

Luke Reimer was credited with a game-high 12 tackles while Ochaun Mathis added 10 stops in his Husker debut.

TEAM STATISTICS

	NEB	NW
FIRST DOWNS	23	25
RUSHES-YARDS (NET)	31-110	47-214
PASSING YDS (NET)	355	314
Passes Att-Comp-Int	25-42-2	27-38-0
TOTAL OFFENSE PLAYS-YARDS	73-465	85-528
Fumble Returns-Yards	0-0	0-0
Punt Returns-Yards	0-1	0-7
Kickoff Returns-Yards	3-62	1-18
Interception Returns-Yards	0-0	2-42
Punts (Number-Avg)	6-47.2	6-40.8
Fumbles-Lost	1-1	1-1
Penalties-Yards	1-5	8-65
Possession Time	25:48	34:12
Third-Down Conversions	9 of 16	7 of 17
Fourth-Down Conversions	2 of 2	4 of 5
Red-Zone Scores-Chances	3-3	3-3
Sacks By: Number-Yards	0-0	2-19

RUSHING: NW-Hull, Evan 11-119; Porter, Cam 19-94; Clair, Andrew 1-6; Hilinski, Ryan 2-3; Team 3--8. **NEB-**Grant, Anthony 19-101; Palmer, Trey, 2-8; Allen, Ajay 3-7; Smothers, Logan, 1-7; Yant, Jacquez 3-5; Thompson, Casey 3--18

PASSING: NW-Hilinski, Ryan 27-38-0-314-2. **NEB-**Thompson, Casey 25-42-2-355-1

RECEIVING: NW- Washington, Malik 8-97; Hull, Evan 5-55; Navarro, Donny 4-29; Kirtz, Bryce 4-12; Gordon, Thomas 2-39; Niro III, Raymond 1-41; Tyus III, Anthony 1-34; Porter, Cam 1-5; Gill, Jacob 1-2. **NEB-**Palmer, Trey 8-68; Vokolek, Travis, 5-63; Garcia-Castaneda, Isaiah 4-120; Brown, Alante 3-32; Belt, Brody 2-29; Washington, Marcus 2-27; Grant, Anthony 1-16.

INTERCEPTIONS: NW-Mitchell, Cameron 1-42; Mueller, Xander 1-0. **NEB-**None

FUMBLES: NW-Porter, Cam 1-1; **NEB-** Garcia-Castaneda, Isaiah 1-1.

TACKLES: NW-Gallagher, Bryce 9-1. **NEB-**Reimer, Luke 7-8

NEBRASKA 38, NORTH DAKOTA 17

SCORE BY QUARTERS	1	2	3	4	FINAL
North Dakota	0	7	10	0	17
Nebraska	7	0	17	14	38

SCORING SUMMARY

QTR	TEAM	TIME	SCORE
1st	NEB	06:46	Grant 19 yd rush (Bleekrode kick)
2nd	UND	00:13	Zavalney 1 yd pass from Schuster (Stevens kick)
3rd	NEB	13:12	Boerkercher, N. 19 yd pass from Thompson (Bleekrode kick)
3rd	NEB	08:36	Bleekrode 46 yd Field Goal
3rd	UND	05:52	Stevens 23 yd Field Goal
3rd	UND	04:22	Hoosman 5 yd rush (Stevens kick)
3rd	NEB	02:30	Grant 46 yd rush (Bleekrode kick)
4th	NEB	06:35	Allen 14 yd rush (Bleekrode kick)
4th	NEB	02:07	Brewington 5 yd pass from Thompson (Bleekrode kick)

Lincoln (Sept. 3) - Anthony Grant rushed for a career-high 189 yards and two touchdowns to power Nebraska to a 38-17 win over North Dakota at Memorial Stadium.

Grant and Ajay Allen, who had 58 yards and another score, helped Nebraska pull away in the second half after North Dakota tied the score at 17 with 4:22 left in the third quarter. The Huskers went ahead for good, going 75 yards on five plays, as Grant raced home from 46 yards out for his second score of the day with 2:30 left in the third quarter. The junior college transfer had 62 of the Huskers' 75 yards on the go-ahead drive.

The Blackshirts, who allowed just four first downs over the final 20 minutes, forced two consecutive stops before Nebraska put the game away with an 11-play, 89-yard drive early in the fourth quarter. Trey Palmer, who led the Husker receivers with four receptions for 82 yards, hauled in a 31-yard pass on 3rd-and-14 to give NU some breathing room before the ground game took over. The Big Red ran on seven of the next eight plays, culminating in Allen's 14-yard touchdown run.

The Cornhuskers, who held North Dakota on downs on the ensuing drive, rolled up 244 rushing yards for the game, while quarterback Casey Thompson completed 14-of-21 passes for 193 yards and two scores, including a five-yard scoring strike to tight end Chancellor Brewington for the final touchdown.

Nebraska jumped out quickly, going 87 yards on eight plays on its first offensive series, as Grant's 19-yard run gave the hosts a 7-0 lead. The defenses controlled the rest of half until North Dakota's final drive, a methodical 16-play, 80-yard drive resulted in a one-yard Tommy Schuster to Adam Zavalney touchdown pass with 13 seconds remaining before halftime.

Nebraska took the momentum instantly in the third quarter with a five-play, 75-yard drive that culminated with Thompson's 19-yard touchdown strike to Nate Boerkercher to put NU ahead 14-7. The Blackshirts then made a big play when Garrett Nelson forced a fumble by Schuster on the ensuing drive. The offense turned the North Dakota miscue into points after Timmy Bleekrode's 46-yard field goal to put Nebraska on top 17-7.

However, Nebraska's two-score lead was short-lived, as Isaiah Smith ripped off a 63-yard run on North Dakota's ensuing drive to set up a Brady Stevens 23-yard field goal with 5:52 left in the third. On Nebraska's next drive, UND linebacker Wyatt Pedigo intercepted a Thompson pass and returned it to the NU 8. Two plays later, Tyler Hoosman burst into the end zone with the game-tying touchdown to knot the score at 17.

Nelson and Isaac Gifford led NU with eight tackles apiece. Nelson added a sack and a breakup to go with his forced fumble. Luke Reimer pitched in seven tackles, while Myles Farmer and Ernest Hausmann contributed six tackles each.

TEAM STATISTICS

	UND	NEB
FIRST DOWNS	18	26
RUSHES-YARDS (NET)	33-175	41-244
PASSING YDS (NET)	131	193
Passes Att-Comp-Int	24-37-0	14-21-1
TOTAL OFFENSE PLAYS-YARDS	70-306	62-437
Fumble Returns-Yards	0-0	0-0
Punt Returns-Yards	0-0	0-0
Kickoff Returns-Yards	2-8	2-22
Interception Returns-Yards	1-15	0-0
Punts (Number-Avg)	6-31.8	2-42.0
Fumbles-Lost	3-1	2-1
Penalties-Yards	6-70	7-45
Possession Time	36:01	23:59
Third-Down Conversions	6 of 15	6 of 11
Fourth-Down Conversions	1 of 2	0 of 0
Red-Zone Scores-Chances	3-3	4-5
Sacks By: Number-Yards	2-27	2-8

RUSHING: UND-Smith, Isaiah 10-104; Hoosman, Tyler 10-41; Vaughn, Quincey 3-10; Ziebarth, Gaven 3-8; Romfo, Simon 1-6; Wilson, Red 2-5; Schuster, Tommy 4-1. **NEB-**Grant, Anthony 23-189; Allen, Ajay 11-58; Ervin Jr., Gabe 1--1; Thompson, Casey 6--2

PASSING: UND-Schuster, Tommy 24-37-0-131-1. **NEB-**Thompson, Casey 14-21-1-193-2

RECEIVING: UND- Belquist, Bo 6-40; Wilson, Red 5-30; Zavalney, Adam 3-7; Maag, Garrett 2-21; Smith, Isaiah 2-5; Hoosman, Tyler 2-0; Preston, Marcus 1-12; Wright, Jack 1-8; Vaughn, Quincey 1-5; Kupfer, Nick 1-3. **NEB-** Palmer, Trey 4-82; Boerkercher, Nate 2-32; Washington, Marcus 2-31; Brown, Alante 2-27; Manning, Omar 2-16; Brewington, Chancellor 1-5; Grant, Anthony 1-0.

INTERCEPTIONS: UND-Pedigo, Wyatt 1-15. **NEB-**None

FUMBLES: UND-Schuster, Tommy 1-1; Ocansey, Edward 1-0; Preston 1-0. **NEB-**Thompson, Casey 1-1; Grant, Anthony 1-0

TACKLES: UND- Mullin, Ted 3-4. **NEB-**Gifford, Isaac 7-1; Nelson, Garrett 6-2

GA. SOUTHERN 45, NEBRASKA 42

SCORE BY QUARTERS	1	2	3	4	FINAL
Ga. Southern	14	14	7	10	45
Nebraska	7	21	7	7	42

SCORING SUMMARY

QTR	TEAM	TIME	SCORE
1st	GS	08:02	White 2 yd rush (Raynor kick)
1st	NEB	04:17	Thompson 8 yd rush (Bleekrode kick)
1st	GS	02:21	White 26 yd rush (Raynor kick)
2nd	NEB	13:40	Belt 21 yd pass from Thompson (Bleekrode kick)
2nd	NEB	08:25	Grant 4 yd rush (Bleekrode kick)
2nd	GS	07:27	Green 1 yd rush (Raynor kick)
2nd	GS	04:00	Green 47 yd rush (Raynor kick)
2nd	NEB	01:50	Thompson 2 yd rush (Bleekrode kick)
3rd	GS	12:12	Jones 10 yd pass from Vantrease (Raynor kick)
3rd	NEB	03:18	Allen 7 yd rush (Bleekrode kick)
4th	GS	14:42	Raynor 19 yd Field Goal
4th	NEB	03:05	Thompson 1 yd rush (Bleekrode kick)
4th	GS	00:36	Vantrease 8 yd rush (Raynor kick)

Lincoln (Sept. 10) - Nebraska's offense rolled up 575 yards of total yards, but Georgia Southern answered with 642 offensive yards in a 45-42 win over the Huskers.

Kyle Vantrease's eight-yard run with 36 seconds gave the Eagles a 45-42 lead, but Nebraska quickly drove into field goal range, as Casey Thompson hit Trey Palmer with an 18-yard completion with one second left. NU was unable to get the game to overtime, as Timmy Bleekrode missed a 52-yard attempt on the game's final play.

Thompson completed 23-of-34 passes for 318 yards and a touchdown while also rushing for three scores, the last to give NU a 42-38 lead with 3:05 left. Marcus Washington led the Husker receivers with 123 yards on six catches, while Anthony Grant rushed for a game-high 138 yards and a TD on 27 carries.

After Thompson's touchdown with 3:05 left, Vantrease, who completed 37-of-56 passes for 409 yards, guided the visitors on an 11-play, 75-yard drive to give the Eagles the lead. The Eagles added 233 rushing yards, including 132 yards and two TDs from Gerald Green on just 10 attempts. Jalen White also scored twice, finishing with 85 yards on 17 carries.

Marques Buford Jr. provided highlights for the Nebraska defense with a pair of interceptions to go along with his five tackles. Isaac Gifford led Nebraska with 11 total tackles, while Luke Reimer and Stephon Wynn Jr. each pitched in nine stops.

The first half was full of fireworks, as the teams combined for 56 points and 689 yards in going to the locker room tied at 28. The Huskers trailed 14-7 before Thompson found Brody Belt for a 21-yard touchdown. After Buford's first interception, NU marched 76 yards in 10 plays as Grant's four-yard run gave NU a 21-14 lead with 8:25 left in the half.

Georgia Southern then answered with back-to-back touchdown drives in a 3:27 span to regain a 28-21 edge. Green, who had 120 yards on five carries for the Eagles in the first half, scored on runs of 1 and 47 yards. Thompson answered for the Huskers on their final drive of the half, capping a six-play, 75-yard drive with his two-yard touchdown run to tie the game at 28.

The two teams exchanged touchdowns in the third quarter to send the game to the fourth quarter tied at 35. However, Georgia Southern opened the fourth with 3rd-and-goal near the Husker goal line. Nebraska's defense held, forcing a 19-yard field goal by Alex Raynor.

Trailing 38-35, the Blackshirts forced their second turnover of the day, as Vantrease was pressured by Garrett Nelson and the pass was picked off by Buford for his second interception of the night. Thompson and the Husker offense took over at the NU 2 and proceeded to march 98 yards on 15 plays over the next 5:58, capped by his own one-yard touchdown plunge to give the Big Red a 42-38 lead with 3:05 left.

TEAM STATISTICS

	GS	NEB
FIRST DOWNS	34	33
RUSHES-YARDS (NET)	30-233	47-257
PASSING-YARDS (NET)	409	318
Passes Att-Comp-Int	56-37-2	34-23-0
TOTAL OFFENSE PLAYS-YARDS	86-642	81-575
Fumble Returns-Yards	0-0	0-0
Punt Returns-Yards	0-0	0-0
Kickoff Returns-Yards	1-21	3-58
Interception Returns-Yards	0-0	2-0
Punts (Number-Avg)	1-38.0	1-50.5
Fumbles-Lost	0-0	0-0
Penalties-Yards	3-15	10-77
Possession Time	28:04	31:56
Third-Down Conversions	9-13	9-13
Fourth-Down Conversions	2-2	0-0
Red-Zone Scores-Chances	5-6	5-5
Sacks By: Number-Yards	2-11	0-0

RUSHING: GS- Green, Gerald 10-132; White, Jalen 17-85; Hood, Khaleb 1-9; Vantrease, Kyle 2-7. **NEB-** Grant, Anthony 27-138; Allen, Ajay 8-76; Thompson, Casey 10-31; Smothers, Logan 1-10; Ervin Jr., Gabe 1-2

PASSING: GS-Vantrease, Kyle 37-56-2-409-1. **NEB-**Thompson, Casey 23-34-0-318-1.

RECEIVING: GS-Burgess Jr., Derwin 12-119; Singleton, Jeremy 9-89; Hood, Khaleb 6-82; Jones, Amare 3-21; White, Jalen 3-20; Johnson, Beau 2-42; Kenerson, Sam 1-31; McAfee, Jjay 1-5. **NEB-** Washington, Marcus 6-123; Palmer, Trey 6-81; Brown, Alante 3-28; Martin, Oliver 2-36; Belt, Brody 2-24; Liewer, Wyatt 1-13; Allen, Ajay 1-9; Manning, Omar 1-8; Brewington, Chancellor 1-4

INTERCEPTIONS: GS-0-0. **NEB-**Buford Jr., Marques 2-0

FUMBLES: GS-None. **NEB-**None

TACKLES: GS- Watson-Trent, Marques 7-3. **NEB-**Gifford, Isaac 6-5

NO. 6 OKLAHOMA 49, NEBRASKA 14

SCORE BY QUARTERS	1	2	3	4	FINAL
Oklahoma	14	21	14	0	49
Nebraska	7	0	0	7	14

SCORING SUMMARY

QTR	TEAM	TIME	SCORE
1st	NEB	11:19	Palmer 32 yd pass from Thompson (Bleekrode kick)
1st	OU	09:30	Gabriel 61 yd rush (Schmit kick)
1st	OU	01:57	Farooq 25 yd pass from Gabriel (Schmit kick)
2nd	OU	14:48	Major 1 yd rush (Schmit kick)
2nd	OU	11:35	Major 24 yd pass from Willis (Schmit kick)
2nd	OU	01:44	Gray 16 yd rush (Schmit kick)
3rd	OU	13:13	Gray 21 yd rush (Schmit kick)
3rd	OU	08:59	Wease 15 yd pass from Gabriel (Schmit kick)
4th	NEB	03:17	Purdy, Chubba 8 yd rush (Bleekrode kick)

Lincoln (Sept. 17) - Nebraska scored on its opening drive to take a 7-0 lead, but Oklahoma answered with seven touchdowns, as the No. 6 Sooners spoiled the Husker head coaching debut of Mickey Joseph with a 49-14 victory in the first meeting between the longtime rivals at Memorial Stadium.

After forcing a 3-and-out, Nebraska scored on its opening possession, going 77 yards in just six plays capped by Casey Thompson's 32-yard touchdown strike to Trey Palmer just 3:41 into the game.

Oklahoma came right back, as Dillon Gabriel, who also completed 16-of-27 passes for 230 yards and a pair of TDs, scored on a 61-yard touchdown run. The Sooners took the lead in the final minutes of the quarter, as Gabriel connected with Jalil Farooq on a 25-yard TD pass.

The Sooners broke the game open in the second quarter, scoring 21 unanswered points to take a 35-7 lead into the break. Marcus Major put OU up 21-7 just 12 seconds into the second period on a one-yard touchdown run. Major notched his second touchdown on the Sooners' next series, catching a 24-yard pass from tight end Brayden Willis to make it 28-7. OU ended the first-half scoring with a 16-yard touchdown run by Eric Gray to close a five-play, 65-yard drive. Gray, who added a touchdown early in the third quarter, led all rushers in the game with 11 carries for 113 yards, as the Sooners totaled 580 total yards in the victory.

The Sooners built a 49-7 lead midway through the third quarter following Gabriel's 15-yard TD pass to Theo Wease, while Nebraska closed the scoring with a 13-play, 82-yard drive in the fourth quarter, capped by an eight-yard run from backup quarterback Chubba Purdy with 3:11 left.

Thompson completed 14-of-20 passes for 129 yards and a score for Nebraska, while Purdy completed 7-of-11 attempts for 35 yards, but did throw an interception. Palmer was Nebraska's top target, hauling in a career-high 10 receptions for 92 yards and the opening score.

Gabe Ervin Jr. led the NU ground game with 60 yards on seven second-half carries. Ajay Allen added 49 yards on 11 attempts, while Anthony Grant contributed 36 yards on 13 totes.

TEAM STATISTICS

	OU	NEB
FIRST DOWNS	31	21
RUSHES-YARDS (NET)	54-312	45-163
PASSING-YARDS (NET)	268	164
Passes Att-Comp-Int	30-19-0	31-21-1
TOTAL OFFENSE PLAYS-YARDS	84-580	76-327
Fumble Returns-Yards	1-0	1-0
Punt Returns-Yards	4-61	1--1
Kickoff Returns-Yards	0-0	0-0
Interception Returns-Yards	1-0	0-0
Punts (Number-Avg)	3-48.7	3-42.3
Fumbles-Lost	3-1	2-1
Penalties-Yards	6-65	5-40
Possession Time	29:36	30:24
Third-Down Conversions	10-16	6-17
Fourth-Down Conversions	1-2	0-2
Red-Zone Scores-Chances	3-4	1-2
Sacks By: Number-Yards	4-32	2-7

RUSHING: OU-Gray, Eric 11-113; Barnes, Jovantae 13-77; Gabriel, Dillon 6-55; Major, Marcus 12-35; Walker, Tawee 4-17; Beville, Davis 3-13; Stoops, Drake 2-5; Mims, Marvin 1-4; TEAM 2--7. **NEB-**Ervin Jr., Gabe 7-60; Allen, Ajay 11-49; Grant, Anthony 13-36; Purdy, Chubba 5-29; Yant, Jaquez 4-19; Thompson, Casey 5--30.

PASSING: OU-Gabriel, Dillon 16-27-0-230-2; Willis, Brayden 1-1-0-24-1; Beville, Davis 2-2-0-14-0. **NEB-**Purdy, Chubba 7-11-1-35-0; Thompson, Casey 14-20-0-129-1

RECEIVING: OU- Mims, Marvin 4-66; Farooq, Jalil 3-58; Stoops, Drake 3-32; Wease, Theo 2-46; Willis, Brayden 2-19; Major, Marcus 1-24; Bunkley-Shelton, LV 1-10; Parker, Daniel 1-5; Gray, Eric 1-4; Helms, Kaden 1-4. **NEB-**Palmer, Trey 10-92; Washington, Marcus 2-17; Belt, Brody 2-9; Martin, Oliver 1-18; Brown, Alante 1-11; Brewington, Chancellor 1-6; Liewer, Wyatt 1-5; Boerkircher, Nate 1-4; Vokolek, Travis 1-2; Garcia-Castaneda, Isaiah 1-0

INTERCEPTIONS: OU-Lawrence, Key 1-0. **NEB-**None

FUMBLES: OU-Beville, Davis 1-1 West, Trevon 1-0; TEAM 1-0. **NEB-**Garcia-Castaneda, Isaiah 1-0 Palmer, Trey 1-1

TACKLES: OU-Kanak, Jaren 3-7. **NEB-**Reimer, Luke 3-5