


Game 1 // Northwestern vs. Nebraska // Saturday, Aug. 27, 2022

KICKOFF



NORTHWESTERN WILDCATS

2021 Record 3-9, 1-8 Big Ten
 2022 Rankings N/A
Head Coach Pat Fitzgerald
 Record at NU (Yrs.) 109-90 (17th)
 Big Ten Record 64-68 (.485)
 vs. Nebraska 5-6
 Offensive Coordinator Mike Bajajian
 Defensive Coordinator Jim O'Neil

NEBRASKA CORNHUSKERS

2021 Record 3-9, 1-8 Big Ten
 2022 Rankings N/A
Head Coach Scott Frost
 Record at Nebraska (Yrs.) 15-22 (5th)
 Big Ten Record 10-25 (.286)
 vs. Northwestern 2-2
 Offensive Coordinator Mark Whipple
 Defensive Coordinator Erik Chinander



DUBLIN, IRELAND
11:30 a.m. CT
Aviva Stadium
FOX
WGN 720
NUSports.com

QUICK HITTERS

ON THE AIR

- **Northwestern is 12-4 in season openers under Pat Fitzgerald.**
- **The Wildcats have never lost consecutive season openers in the Fitzgerald era.**
- **This will mark Northwestern's first-game played outside of the United States in program history.**
- **8 of the last 11 meetings between Northwestern and Nebraska have been decided by one score.**
- **OT Peter Skoronski was selected to the 10-member preseason All-Big Ten Team.**
- **RB Evan Hull is one of 3 returning Big Ten running backs that rushed for 1000 yards last season.**



FOX
 PBP: JASON BENETTI
 ANALYST: BROCK HUARD



WGN 720
 PBP: DAVE EANET
 ANALYST: TED ALBRECHT
 SIDELINE: MARK CARMAN

2022 SCHEDULE

Nebraska	Duke	SIU	Miami (OH)	@Penn State	Wisconsin	@Maryland	@Iowa	Ohio State	@Minnesota	@Purdue	Illinois
Aug. 27	Sept. 10	Sept. 17	Sept. 24	Oct. 1	Oct. 8	Oct. 22	Oct. 29	Nov. 5	Nov. 12	Nov. 19	Nov. 26
11:30 am *Dublin, Ireland	11 am	11 am	TBD	TBD	2:30 or 3 pm	2:30 pm	2:30 or 3 pm	TBD	TBD	TBD	TBD

THE OPENING DRIVE

COLLEGE FOOTBALL RETURNS TO IRELAND:

The Aer Lingus College Football Classic will be held at Aviva Stadium, home to the Irish Rugby Football Union and the Football Association of Ireland. Aviva also hosted the 2012 Emerald Isle Classic between Notre Dame and Navy, as well as the most recent Aer Lingus College Football Classic between Boston College and Georgia Tech in 2016. Aviva Stadium is built on the site of the former Lansdowne Road stadium, which initially opened in 1872 and was demolished in 2007, Lansdowne was the site of the first major NCAA American football game played in Europe; Boston College vs. Army in 1988) ... Also marks the 7th FBS game to be played in Ireland, and the first since 2016 ... Both teams will compete for the Keough-Naughton trophy that bears the names of two powerhouses of Irish America, Don Keough and Martin Naughton.

MR. 200

Saturday's opener will mark the 200th career game coached by Dan and Susan Jones Family Head Football Coach Pat Fitzgerald. Fitzgerald is already Northwestern's career leader in games coached for the program (2nd-most is Pappy Waldorf, who coached 101 games for the Wildcats from 1935-1946 with a record of 49-45-7) ... Fitzgerald will become just the eighth coach in Big Ten history to coach 200 games for a Big Ten school, joining Kirk Ferentz (288; 2nd all-time) as the only two active coaches.

SEASON OPENER - BIG OPENER

For the fourth time in the last five seasons, Northwestern will open its season with a matchup against a fellow Big Ten opponent. The Wildcats and the Cornhuskers' meeting in Dublin marks one of three Big Ten matchups to open the 2022 season (also Penn State @ Purdue and Illinois @ Indiana happening in Week 1). Over the last five seasons, Northwestern's four season openers against conference opponents mark the most of any Big Ten school (this will be Nebraska's third in that span). Northwestern has never lost back-to-back season openers under Pat Fitzgerald, the last time the Wildcats did so was in the 1993 and 1994 seasons.

A look back at recent season openers for the Wildcats:

- **2021 vs. Michigan State (MSU 38, Northwestern 21):** Northwestern totaled 400 yards of offense, however was unable to contain the Spartans' rushing attack led by Kenneth Walker III (264 yards, 4 TDs).
- **2020 vs. Maryland (Northwestern 43, Maryland 3):** With every Big Ten school opening its season with a conference matchup amid the COVID-19 pandemic, Northwestern piled on 537 yards of total offense (including 325 rushing yards), while the defense forced 4 turnovers in a 43-3 rout over Maryland at Ryan Field. Marked win No. 100 of Pat Fitzgerald's head coaching career.
- **2019 at #25 Stanford (Stanford 17, Northwestern 7):** The Wildcat defense surrendered just 10 points on the road at Stanford. The 'Cats scored a TD midway through the fourth quarter to cut the deficit to 10-7, but could not capitalize late.
- **2018 at Purdue (Northwestern 31, Purdue 27):** Northwestern was one of just two Power 5 schools to earn a conference victory in Week 1, the 'Cats scored all 31 of their points in the first half—21 of which came off turnovers.

NEBRASKA SERIES HISTORY

Northwestern has won 3 of its last 5 games vs. Nebraska dating back to 2017. The Wildcats have not dropped back-to-back games against the Cornhuskers since 2013-14 ... Since Nebraska joined the Big Ten in 2011, eight of the 11 meetings between teams have been decided by eight or fewer points, including four of the past five games. Four of those one-score games have been decided either on the final play of the game and/or in overtime ... This marks the 2nd-ever neutral site meeting between the teams, who also met in San Antonio for the 2000 Alamo Bowl.

INSIDE THE NUMBERS

200

Saturday's game marks the 200th career game coached by Dan and Susan Jones Family Head Football Coach Pat Fitzgerald.

13

CB A.J. Hampton, Jr. led all Big Ten players with 13 pass break ups last season, including breaking up at least one pass in seven of nine Big Ten games.

8

8 of the last 11 meetings between these teams have been decided by one score, Northwestern is 5-3 in those games.

1

Left tackle Peter Skoronski enters the season projected as a consensus first-round pick for the 2023 NFL Draft, ranked as the No. 1 tackle in the draft by PFF.

4

Including Skoronski, the 'Cats will return four of their five starters from 2021 on the offensive line, a unit that helped Evan Hull rush for 1009 yards last season.

FYI

- Northwestern uses the term "first year" to refer to its new student-athletes, abbreviated by "Fy"
- The correct abbreviation for Northwestern is "NU," not "NW" or "NWU" or the like.
- The correct logo for Northwestern is the "Block N." Please contact Zach Wingrove at zachary.wingrove@northwestern.edu if you are in need.



2022 CAPTAINS:

The Northwestern football team voted five individuals to lead the program this season: LB Bryce Gallagher, RB Evan Hull, DL Adetomiwa Adebawore, OL Peter Skoronski and RB Andrew Clair. This is the first time each one of them were voted Northwestern captains.

CLASSIC 'CATS

Dating back to the beginning of the Pat Fitzgerald era in 2006, the Wildcats have 48 one-possession wins, second only to Navy in the FBS during that span.

HULLUVA SEASON

- RB Evan Hull was named to preseason watch lists for both the Maxwell Award and Doak Walker Awards. Last season, Hull earned All-Big Ten honorable mention accolades (both by Coaches and Media) after rushing for 1,009 yards (6th in the Big Ten), becoming NU's first 1,000 yard rusher since Justin Jackson did so during his senior season in 2017.
- Hull was one of just seven running backs in the Big Ten to cross the 1,000 yard mark, and one of just three returning for this season (also Wisconsin's Braelon Allen and Ohio State's Treveon Henderson)
- Hull was one of eight qualifying ball carriers in the Big Ten last year to average 5.0+ yards per carry.
- His 7 rushing touchdowns in 2021 were the most by an NU player since Clayton Thorson ran for 9 in 2018 and the most by a 'Cats running back since Justin Jackson ran for 11 in 2017.
- Hull led the Wildcats with 1,276 all-purpose yards in 2021, averaging over 100+ yards per game.
- Since making his debut on Oct. 5, 2019 against Nebraska, Hull has accounted for nine of Northwestern's 17 rushing touchdowns of 15+ yards ... Hull had two 75+ yard touchdown runs last season, a 90-yard TD run vs Ohio on Sept. 25 (4th-longest rush in program history) and a 75-yard touchdown run at Michigan on Oct. 23 which finished as the 2nd-longest rush in conference play.

ADEATOMIWA'S BACK:

- DE Adetomiwa Adebawore earned All-Big Ten honorable mention honors last season after leading the Wildcats with 4.5 sacks and 8.5 tackles for loss.
- Adebawore tied his career-high with four tackles for loss and forced a fumble in a win vs. Rutgers (Oct. 16), becoming the third player in the Pat Fitzgerald era (2006-present) with at least four TFL's and a forced fumble in a game ... It was also the most TFL's by an NU player since program sack leader Joe Gaziano also had four against Duke in 2018.

TACKLING MACHINE

Last season LB Bryce Gallagher, finished 15th in the Big Ten with 89 total tackles to go along with 5.5 tackles for loss (3rd on the team). Gallagher is the first NU player to have at least 89 tackles and 5 TFL in same season since his brother, Blake Gallagher in 2018.

'CATS DIG THE LONG BALL:

The Wildcats tallied 12 offensive plays that went for 40+ yards last season ... In the previous 21 games prior to the 2021 season, NU only had eight offensive plays go for more than 40 yards.

GUESS WHO'S BACK?

After leading the team in rushing as a true first-year in 2020 and missing 2021 with an injury, RB Cam Porter returns to the field.

- In the final three games of the 2020 season, Porter rushed for 301 yards and 4 TDs, joining Tyrell Sutton (2005) and Justin Jackson (2014) as the only NU first-years to rush for 300+ yards and 4+ TDs in a three game stretch since 2000.

QUARTERBACK BREAKDOWN**Ryan Hilinski | Jr. | Orange, Calif./Orange Lutheran/South Carolina**

Led Northwestern with 978 passing yards across nine appearances in 2021 Made his Northwestern debut in the second half against Duke (9/18)... No. 2 pro-style QB in class of 2019 by 247Sports ... Concluded his high school career with 8,102 passing yards and 85 total touchdowns ... Played in 13 games at South Carolina including 11 starts as a true freshman in 2019, then saw action in two games in 2020.

Brendan Sullivan | So. | Davison, Michigan./Davison

Class of 2021 commit ... Ranked by ESPN as the 28th Pro-Style quarterback overall and 10th best player in the state of Michigan ... Led Davison high school to a Division 1 State Championship as a junior with the Cardinals ... Sullivan passed for 3,044 yards and 33 touchdowns while rushing for 407 yards and another 11 TDs while leading Davison to a 12-2 record during their championship season in 2019 ... As a senior in a COVID-shortened season in 2020, Sullivan passed for 1,012 yards and 10 touchdowns while rushing for 282 yards and 7 TDs in nine games before opting to enroll early at Northwestern following cancellations with his high school season.

RECRUITING ROUNDUP

Northwestern's recruiting class ranked 48th in the nation according to the 247 Composite, the fourth-highest ranking in the Pat Fitzgerald era (2005-present) ... Northwestern's future Class of 2023 (comprised of 20 commits) currently ranks 3rd in the Big Ten and No. 24 in the country.

SPECIAL TEAMS REINFORCEMENTS

Punter Luke Akers, son of NFL All-Pro David Akers, joins the Wildcats after starting all 12 games for UCLA last season. Akers was ranked the No. 3 kicker in the 2020 class by 247Sports, giving Northwestern two of the top four kickers from the 2020 class along with Jack Olsen (who was ranked No. 4).

TALKING TRANSFERS

Pat Fitzgerald and Co. welcomed 11 newcomers from the transfer portal. More on the new 'Cats below:

Luke Akers (UCLA) | P | 6-1 | 180 | Nashville, Tenn.

Over the last two seasons at UCLA, Akers started 19 games at punter. In two seasons, he tallied 58 punts for an average of 43.1 yards per kick. Out of Ravenswood HS, Akers was ranked the No. 6 kicker in the country by 247Sports and ESPN. He is the son of former NFL All-Pro, David Akers.

Henrik Barndt (Indiana State) | DL | 6-5 | 285 | Arvada, Colo.

Barndt saw action in 28 games at FCS Indiana State from 2018-2021 after redshirting in 2017. Last season, he logged 17 tackles, 5.0 tackles for loss, 2.0 sacks, two quarterback hurries and one pass broken up, while making five starts and appearing in 11 games.

Declan Carr (Drake) | LB | 6-1 | 226 | Frankfort, Ill.

Played three seasons with Drake from 2018-21. Earned an All-Pioneer League Football Second Team selection last season (2021 spring), recording a team-high 34 total tackles, two forced fumbles and an interception in five games.

Wendell Davis (Pitt) | LB | 6-2 | 240 | Richmond, Va.

Davis played in 26 games at Pitt from 2018-21 and saw action in eight games last year for the ACC champion Panthers. Over his career, he tallied 37 tackles, 5.5 tackles for loss, 2.0 sacks and one forced fumble. Last year, Davis recorded 27 tackles, 3.0 tackles for loss and a sack.

Taishan Holmes (UMass) | DL | 6-3 | 315 | Tappahannock, Va.

Holmes spent the last two seasons at UMass appearing in 12 games on the defensive line. In 2021, he saw action in eight games and recorded 12 tackles, with a career-high five stops at Florida State. Prior to his time at UMass, Holmes spent 2019 at Garden City Community College in Kansas. He started his collegiate career at NAIA Bluefield (Va.) in the spring of 2018 before transferring to Division II Virginia State where he recorded six tackles as a freshman.

Ryan Johnson (Stanford) | DL | 6-4 | 280 | Axis, Ala.

Johnson played in 32 games at Stanford from 2018-21 after redshirting a freshman in 2017. Last season the Axis, Ala. Native had his most productive season for the Cardinal appearing in all 12 games, making four starts with 16 tackles and 0.5 tackles for loss. Coming out of St. Paul's Episcopal (Ala.), Johnson was a consensus four-star prospect, the nation's 14th ranked defensive end according to ESPN and a 2017 Under Armour All-American.

Jeremiah Lewis (Duke) | DB | 6-1 | 190 | Lewisville, Texas

Lewis played in 38 games at Duke from 2018-21, totaling 65 tackles, 3.5 tackles for loss, 12 passes broken up and four interceptions. He served as a starter for parts of the last two seasons and recorded 30 stops with two picks, including a career-long 23 yard return against Northwestern, last season. In 2020, Lewis made a career-high 45 tackles and 3.5 tackles for loss with seven passes defended, which ranked eighth in the ACC.

Donny Navarro (Illinois) | WR | 5-11 | 185 | Naperville, Ill.

Recorded 52 receptions for 600 yards and two touchdowns in 25 games across three seasons with Illinois (2019-21). Most recently in 2021, hauled in 17 receptions for 167 receiving yards while also recording 121 yards on 16 punt returns. He was named a nominee for the Burlsworth Trophy, presented to the best former walk-on in college football. Previously played Valparaiso and led his team in receptions (32), receiving yards (539), yards per catch (16.8), touchdown receptions (5) and receiving yards per game (49.0) during the 2017 season.

Jaylen Pate (Wyoming) | DL | 6-3 | 255 | Chicago, Ill.

Appeared in 18 games and made 11 starts with Wyoming in 2020 and 2021. Recorded 22 tackles with two tackles for loss, a sack and a half, a fumble recovery, and a pass defended last season.

Vincent Picozzi (Colorado State) | OL | 6-4 | 310 | Collegeville, Pa.

Due to injury, Picozzi appeared in just four games and made three starts in his lone season at Colorado State. He began his career as a walk-on at Temple in 2016 and will utilize his seventh season of eligibility at Northwestern. After redshirting his first season at Temple, Picozzi saw action in 39 games for the Owls, playing all five offensive line positions in his career while being a three-year starter at right guard from 2018-20.

Adam Stage (North Dakota) | K | 5-11 | 195 | Appleton, Wisc.

Handled primary kicking duties for North Dakota in 2020 and 2021, going 8-of-10 on field goals and 38-of-41 on extra point attempts in two seasons with the Fighting Hawks. Previously played at St. Cloud State from 2017-19.

GAME NOTES

STAFF SHUFFLING

After 43 years of coaching football, including 13 at Northwestern, tight ends coach Bob Heffner announced his decision to retire from the sidelines last November. Fitzgerald tabbed current special teams coordinator Jeff Genyk to assume tight end coaching responsibilities in addition to leading the program's special teams efforts. AS the staff's 10th full-time assistant, Fitzgerald welcomed Ryan Smith as the cornerbacks coach. Smith comes to Evanston after spending two seasons at Virginia Tech in a similar role while also serving as the program's defensive pass game coordinator for the 2021 season.

SECOND YEAR DC

Following the retirement of legendary assistant coach Mike Hankwitz after the Wildcats' 2021 Citrus Bowl victory, Northwestern had a new defensive coordinator last year for the first time since 2007 ... Fitzgerald turned to the NFL and brought in Jim O'Neil to be the new DC ... O'Neil came to Evanston after spending three seasons with the Las Vegas Raiders including one as the defensive backs coach ... He was the defensive coordinator for the Cleveland Browns (2014-15) and San Francisco 49ers (2016).

KEEPING THE PENALTIES TO A MINIMUM

Over the years, Pat Fitzgerald's teams have been among the most disciplined in the country when it comes to not committing penalties. Since 2013, the Wildcats have finished in the Top-40 in the nation in both the fewest penalties committed per game, as well as the fewest penalty yards per game. In 2018, during the Wildcats' run to the Big Ten Championship, NU ranked first in the nation in both fewest penalties per game and fewest penalty yards per game.

	Penalties/Gm	B1G Rank	Natl. Rank	Penalty Yards/Gm	B1G Rank	Natl. Rank
2013	4.08	2nd	12th	34.75	4th	14th
2014	5.08	6th	33rd	43.50	6th	36th
2015	4.46	1st	10th	39.69	1st	14th
2016	3.62	2nd	4th	29.92	1st	3rd
2017	4.92	3rd	28th	49.00	4th	49th
2018	2.86	1st	1st	25.93	1st	1st
2019	5.42	7th	36th	48.50	7th	39th
2020	5.00	6th	25th	40.44	3rd	17th
2021	4.75	5th	14th	42.33	5th	19th

GETTING IT DONE IN THE CLASSROOM

For the fourth straight year, Northwestern Football tallied an Academic Progress Rate score of 995 or better, while pacing the Big Ten Conference and ranking fourth nationally in FBS. The Wildcats Top-4 in the country for GSR among FBS football programs for 11 straight years. A program-record 76 players earned Academic All-Big Ten in 2021, while their 19 Big Ten Distinguished Scholars (3.7+ GPA) led all Big Ten programs. NU also led all FBS programs with 10 graduated players being named members of the 2022 Hampshire Honor Society, given to student-athletes who maintained a cumulative 3.2 GPA or better throughout their college careers.

76
100%
995
7

**Program record
Academic All-Big Ten
Honorees in 2021**

**First Power 5 team to post a
perfect Graduation Success
Rate (2019)**

**Multi-year Academic Progress
Rate for five straight years,
measuring player retention and
eligibility**

**AFCA Academic Achievement
Awards won under Fitzgerald,
best nationally since 2006**

ACADEMIC EXCELLENCE

WILDCATS IN THE NFL ROUNDUP

Player	Pos.	Team
Earnest Brown IV	DL	Los Angeles Rams
Joe Gaziano	DL	Los Angeles Chargers
Blake Hance	OL	Cleveland Browns
Godwin Igwebuike	RB	Detroit Lions
Justin Jackson	RB	Detroit Lions
Joe Jones	LB	Tennessee Titans
Tyler Lancaster	DL	Las Vegas Raiders
Dean Lowry	DE	Green Bay Packers
Kyric McGowan	WR	Washington Commanders
Greg Newsome II	CB	Cleveland Browns
Ifeadi Odenigbo	DL	Indianapolis Colts
John Raine	TE	Atlanta Falcons
Trevor Siemian	QB	Chicago Bears
Ben Skowronek	WR	Los Angeles Rams
Rashawn Slater	OL	Los Angeles Chargers
Anthony Walker, Jr.	LB	Cleveland Browns

WILDCATS COACHING STAFF

ON THE FIELD

Head Coach	Pat Fitzgerald
Defensive Coordinator	Jim O'Neil
Special Teams Coordinator	Jeff Genyk
Offensive Line	Kurt Anderson
Defensive Line	Marty Long
Running Backs	Lou Ayeni
Wide Receivers	Dennis Springer
Linebackers.....	Tim McGarigle

IN THE PRESS BOX

Offensive Coordinator/Quarterbacks.....	Mike Bajakian
Assistant Head Coach/DBs.....	Matt MacPherson
Cornerbacks	Ryan Smith

NORTHWESTERN FOOTBALL

QUICK FACTS

Location	Evanston, Ill.
Enrollment	8,367
Founded	1851
Conference	Big Ten (West)
Color	Purple
Nickname	Wildcats
President	Morton Schapiro
Athletic Director	Dr. Derrick Gragg

FOOTBALL HISTORY

First Season	1882
All-Time Record	557-686-44 (134 seasons)*
Big Ten Championships	8
Big Ten West Division Titles.....	2
First Team All-Americans	14
First Team All-Conference	141
Bowl Appearances	16
Bowl Victories	6

*Entering 2022 campaign

COACHING STAFF

Head Coach	Pat Fitzgerald
Alma Mater	Northwestern, 1997
Collegiate Career Record (Years)	109-90 (17th)*
Northwestern Record (Years)	Same
Offensive Coordinator	Mike Bajakian
Alma Mater	Williams College
Defensive Coordinator	Jim O'Neil
Alma Mater	Towson

*Entering 2021 campaign

TEAM INFORMATION

2020 Overall Record	3-9
2020 Big Ten Record/Finish	1-8/t-13th
Last Bowl Game.....	Citrus Bowl, 2021

ATHLETIC COMMUNICATIONS

Associate Athletic Director.....	Paul Kennedy
Email.....	pkennedy@northwestern.edu
Phone.....	847-467-2028
Assistant Director	Zach Wingrove
Email.....	zachary.wingrove@northwestern.edu
Phone.....	616-822-9775
Virtual Press box	bit.ly/NUFB22





NEW THREADS



STRIPES ON THE SLEEVES

On June 21, 2022, Northwestern unveiled new uniforms by Under Armour that brought a classic look into the future.

The signature piece of Northwestern's new look is the stripes on the sleeves. In 1928, the Wildcats first put what came to be known as the "Northwestern Stripes" on the sleeves — a wide stripe a narrow stripe on the top and bottom. It was an iconic look widely replicated across the country and has been featured prominently at Northwestern, including in the Ryan Field end zones. The Wildcats wore those stripes across the front and back of its uniforms for the last 10 seasons. Now they have been restored to their original location.

Northwestern Athletics announced its partnership with Under Armour, Inc. on Dec. 17, 2011. Under Armour, the leader in performance apparel, footwear and accessories, has outfitted all 19 men's and women's varsity programs at Northwestern since the 2012-13 school year. Football's new set of uniforms in 2022 marks the first major redesign since 2012.

Northwestern was the first program in the Big Ten to partner with Under Armour and have since been joined by Maryland and Wisconsin. Today, Under Armour is partnered with 16 football bowl subdivision (FBS) programs and 172 programs across all levels of NCAA athletics.

Northwestern's original school colors were black and gold, but overuse of that combination across the country led a special committee at the university to declare purple as the official color in 1892 — the first season of varsity football in Evanston. Until the adoption of the Wildcats mascot in 1924, the university was so linked to the color that the football was known just as "the Purple."

Record by Jersey Combination

JERSEY	PANTS	HELMET	LAST WORN (YR.)	RECORD (SINCE '12)
BLACK	BLACK	BLACK	MICHIGAN STATE (2021)	3-5
BLACK	BLACK	PURPLE	MARYLAND (2020)	1-1
BLACK	BLACK	WHITE	MINNESOTA (2019)	0-1
BLACK	GRAY	BLACK	BOWLING GREEN (2017)	1-0
BLACK	PURPLE	BLACK	MICHIGAN STATE (2019)	2-2
BLACK	PURPLE	PURPLE	PURDUE (2021)	2-2
BLACK	WHITE	WHITE	MINNESOTA (2021)	0-1
BLACK	WHITE	BLACK	MINNESOTA (2017)	2-1
GRAY	BLACK	BLACK	WISCONSIN (2018)	1-0
GRAY	GRAY	PURPLE	PURDUE (2017)	1-1
GRAY	GRAY	USA	MICHIGAN (2013)	0-1
GRAY	WHITE	WHITE	DUKE (2018)	0-1
PURPLE	BLACK	BLACK	OHIO (2021)	7-0
PURPLE	BLACK	PURPLE	IOWA (2021)	10-6
PURPLE	PURPLE	BLACK	KENTUCKY (2017)	1-1
PURPLE	PURPLE	WHITE	RUTGERS (2021)	3-0
PURPLE	WHITE	PURPLE	INDIANA STATE (2021)	5-4
PURPLE	WHITE	WHITE	AUBURN (2021)	3-3
WHITE	BLACK	BLACK	NEBRASKA (2021)	3-2
WHITE	BLACK	PURPLE	WISCONSIN (2013)	2-1
WHITE	BLACK	WHITE	MICHIGAN STATE (2020)	0-3
WHITE	GRAY	WHITE	PURDUE (2018)	2-0
WHITE	PURPLE	BLACK	MICHIGAN STATE (2018)	1-0
WHITE	PURPLE	PURPLE	MICHIGAN (2021)	4-6
WHITE	PURPLE	WHITE	DUKE (2021)	2-2
WHITE	WHITE	BLACK	UTAH (2018)	1-0
WHITE	WHITE	PURPLE	WISCONSIN (2021)	3-6
WHITE	WHITE	WHITE	ILLINOIS (2021)	9-4

Northwestern graduate Ella Brockway (Class of 2021) has compiled Northwestern's record in its different color combinations dating back to 2012, Northwestern's first season in its Under Armour deal.

2022 NO. 1 JERSEY RAYMOND NIRO III

THE WILDCAT

The No. 1 jersey in the Northwestern football program is used to recognize the student-athlete who best embodies the values and character of the Northwestern football family. The player wearing No. 1, known simply as "The Wildcat," is noted for his consistency in the way he approaches school, the way he approaches life and the way he approaches being the best teammate he can be every day.

Senior wide receiver Raymond Niro III was elected by his teammates to wear the famed No. 1 jersey in 2022, Dan and Susan Jones Family Head Football Coach Pat Fitzgerald announced at practice on July 27.

"No. 1 is The Wildcat," Fitzgerald said. "The guy who represents our program not some of the time, but all the time. Who we are, what we value, what we want to be a part of and how we want to do it. He not only does that in the way he carries himself, but that's the type of teammate he is. He gives himself up for the greater good of everybody else."

Since joining the program as a preferred walk-on in 2018, Niro has differentiated himself with his versatility and willingness to take on any role. After playing quarterback in high school at Barrington, located fewer than 25 miles away from Ryan Field, he transitioned to wide receiver and quickly carved out a role on special teams. Niro appeared in three games on special teams in 2018.

Demonstrative of his versatility and team first-attitude, Niro again changed positions from wide receiver to running back for the last two games of his redshirt first-year season in 2019 after injuries shook the top of the running back depth chart. He totaled 11 rushes for 101 yards and a touchdown, averaging 9.2 yards per carry and taking no carries for a loss. Niro racked up a career-best 56 yards on four carries in the final game of the season against Illinois.

Always involved on special teams, Niro took over primary kickoff and punt return duties in 2021. He returned five punts for 103 yards, an average of 20.6 yards per return, and a team-high 10 kickoffs for 159 yards, an average of 15.9 yards per return. His season-high 55 punt-return yards against Indiana State contributed to a new school record for punt-return yards in a game with 166 yards. He also blocked a punt against Iowa and recorded 11 tackles. He was named a semifinalist for the 2021 National Special Teams Player of the Year Award.




NO. 1 JERSEY HISTORY

The tradition of the No. 1 jersey began in 2011 when Dan and Susan Jones Family Head Football Coach Pat Fitzgerald bestowed the honor upon defensive lineman and special teams standout Bo Cisek. Other recipients include current NFL players linebacker Anthony Walker Jr. and defensive tackle Tyler Lancaster.

- » Six of the the 10 players elected by his teammates to wear the jersey hail from the state of Illinois (Cisek, Hanrahan, Lancaster, Bergin, Spivak and Niro)
- » Six of the 10 No. 1 jersey recipients started at Northwestern as walk-ons (Cisek, Hanrahan, Hanaoka, Bergin, Spivak and Niro)
- » Notable No. 1's prior to the start of the tradition include kicker Stefan Demos (2007-10), wide receiver Jonathan Fields (2002-05) and special teamer Larry Gues (1993-96)

No. 1 Jersey Recipients by Year

Year	Player	Position
2011	Bo Cisek	Defensive Line
2012	Bo Cisek	Defensive Line
2013	Tim Hanrahan	Super Back
2014	Tim Hanrahan	Super Back
2015	Max Chapman	Defensive Line
2016	Anthony Walker Jr.	Linebacker
2017	Tyler Lancaster	Defensive Line
2018	Chad Hanaoka	Running Back
2019	Joe Bergin	Linebacker
2020	Jesse Brown	Running Back
2021	Joe Spivak	Defensive Line
2022	Raymond Niro III	Wide Receiver






RYAN FIELD

STADIUM INFORMATION

Location:	1501 Central St. Evanston, Ill.
Former Names:	Northwestern Stadium (Oct-Nov. 1926) Dyche Stadium (Nov. 1926-1996)
Capacity:	47,130 (1997-Present) 49,256 (1949-96) 45,000 (1926-48) Capacity at Dyche Stadium could be increased to 55,000 with the addition of temporary bleachers in the north end
Playing Surface:	Grass (1997-Present) AstroTurf (1994-96) SuperTurf (1984-93) Tartan Turf (1973-83) Grass (1926-72)
Broke Ground:	April 8, 1926
Opened:	Oct. 2, 1926
Reconstruction:	1996-97
Reopened:	Sept. 13, 1997 (As Ryan Field)
NU Record:	4-1-0 (Northwestern Stadium) 163-198-10 (Dyche Stadium) 86-71-0 (Ryan Field)
First Game:	Northwestern Stadium: Oct. 2, 1926 vs. South Dakota (W, 34-0) Dyche Stadium: Nov. 6, 1926 vs. Purdue (W, 22-0) Ryan Field: Sept. 13, 1997 vs. Duke (W, 24-20)
Largest Crowd:	Dyche Stadium: 55,752 (Oct. 27, 1962 vs. Notre Dame) Ryan Field: 47,330 (10 times, most recent Oct. 18, 2019 vs. Ohio State)

RYAN FIELD TIMELINE

APRIL 8, 1926 Ground broken for a new stadium on Central Street designed by architect James Gamble Rogers who also designed Northwestern's Deering Library	OCTOBER 2, 1926 New stadium named Northwestern Stadium opened with a 34-0 win over South Dakota	NOVEMBER 6, 1926 First game played at the newly named Dyche Stadium after former university vice president and business manager William A. Dyche	APRIL 1949 Construction begins on a horseshoe enclosure in the south end to add 4,256 seats
1961 Installation of a press box and an elevator to the second deck	NOVEMBER 18, 1996 Major renovations begin to start the Ryan Field era, including new seating, replacement of turf with grass, a three-tier media and club structure on the west side, and the endzone lockers and sports medicine facility	SEPTEMBER 13, 1997 Ryan Field, named for longtime Board of Trustees Chairman Patrick G. Ryan, opens with a 24-20 win over Duke	SEPTEMBER 2021 The Ryan Family commits \$480 million, the largest philanthropic gift in Northwestern history, to advance research, educational initiatives and athletics, including the construction of a new Ryan Field



Overhead view of Ryan Field from the west side. Ryan Field is about a mile from the shore of Lake Michigan.

LAST TIME IT HAPPENED

TEAM

NORTHWESTERN WILDCATS

Scored 60+ Points
 Scored 50-59 Points
 Scored 40-49 Points
 Rushed for 200-299 yards
 Rushed for 300-399 yards
 Rushed for 400+ yards
 Passed for 400+ yards
 Had 500-599 yards of total offense
 Had 600+ yards of total offense
 Won a game on final play (regulation)
 Recorded a safety
 Recorded a shutout
 Played No. 1-ranked team
 Beat No. 1-ranked team
 Beat a Top-10 team
 Beat a ranked team
 Beat two ranked teams in a row
 Ranked by AP (media)
 Ranked by USA Today (coaches)
 Ranked in College Football Playoff
 Ranked No. 1 by AP
 Sellout at home
 Had consecutive sellouts

NU 61, Illinois 23 (11-18-00)
 NU 54, Michigan State 40 (10-15-16)
 NU 43, Maryland 3 (10-24-20)
 209 vs. Indiana State (9-11-21)
 373 vs. Ohio (9-25-21)
 411 vs. Illinois (12-12-20)
 455 vs. Nebraska (10-13-18)
 537 vs. Maryland (10-24-20)
 678 vs. Bowling Green (9-16-17)
 vs. Michigan State, 47-yd FG (9-29-01)
 vs. Minnesota (11-23-19)
 NU 39, Minnesota 0 (11-18-17)
 #1 Ohio State 54, NU 10 (11-11-06)
 #3 NU 6, #1 Minnesota 0 (10-31-1936)
 NU 17, #10 Wisconsin 7 (11-21-20)
 NU 17, #10 Wisconsin 7 (11-21-20)
 NU 47, #7 Wisconsin 44 (9-23-00)
 NU 37, #18 Michigan State 17 (9-30-00)
 No. 10 (Jan. 12, 2021)
 No. 10 (Jan. 12, 2021)
 No. 14 (Dec. 20, 2020)
 1962
 47,330, vs. Ohio State (10-18-19)
 Four straight from Sept. 29-Nov. 3, 2018
 (vs. Michigan, vs. Nebraska, vs. Wisconsin, vs. Notre Dame)

OPPONENTS

Wisconsin 70, NU 23 (11-27-10)
 Nebraska 56, NU 7 (10-2-21)
 Illinois 47, NU 14 (11-27-21)
 Illinois - 217 (11-27-21)
 Minnesota - 308 (10-30-21)
 Nebraska - 427 (10-2-21)
 Purdue - 423 (11-20-21)
 Duke - 569 (9-18-21)
 Nebraska - 657 (10-2-21)
 Nebraska, 24-yd FG (10-5-19)
 Rutgers (10-20-18)
 #18 Michigan 38, #13 NU 0 (10-10-15)
 Wisconsin 37, #1 NU 6 (11-10-62)
 Wisconsin 37, #1 NU 6 (11-10-62)

INDIVIDUAL

Returned kickoff for a TD
 Returned punt for a TD
 Returned INT for a TD
 Returned fumble for TD
 Blocked an extra point
 Blocked a FG attempt
 Blocked a punt
 Rushed for 3 or more TDs
 Rushed for 100 yards
 Two players rushed for 100 yards

Solmon Vault (95) at Michigan State (10-15-16)
 Tony Jones (64) at Purdue (11-22-14)
 Kyle Queiro (26) vs. Kentucky (12-29-17)
 AJ Hampton (49) at Wisconsin (11-13-21)
 Dean Lowry vs. Ball State (9-26-15)
 Joe Gaziano vs. UMass (11-16-19)
 Ray Niro III vs. Iowa (11-6-21)
 Evan Hull (4) vs. UMass (11-16-19)
 Evan Hull (101) at Illinois (11-27-21)
 Evan Hull (149) vs. Illinois (12-12-20)
 Cam Porter (142) vs. Illinois (12-12-20)
 Evan Hull (216) vs. Ohio (9-25-21)
 Mike Adamle (316), vs. Wisconsin (1969)
 Andrew Marty (25) vs. Iowa (11-6-21)
 Hunter Johnson (30) vs. Michigan State (9-3-21)
 Hunter Johnson (3) vs. Michigan State (9-3-21)
 Clayton Thorson (373) at Michigan State (10-6-18)
 Clayton Thorson (455) vs. Nebraska (10-13-18)
 Mike Kafka (532) vs. Auburn (1-1-10)
 Andrew Marty (2 passing, 1 rushing) at Duke (9-18-21)
 Peyton Ramsey (3 passing, 1 rushing) vs. Auburn (1-1-21)
 Stephon Robinson Jr. (rush) vs. Ohio (9-25-21)
 Nagel Flynn (12) vs. Nebraska (10-13-18)
 Stephon Robinson Jr. (115) vs. Rutgers (10-16-21)
 Flynn Nagel (220) vs. Nebraska (10-13-18)
 Christian Jones (182) at Illinois (11-30-13)
 Rashad Lawrence (112) at Illinois (11-30-13)
 Trey Pugh (2) vs. Michigan State (9-3-21)
 Ramaud Chiaokhiao-Bowman (3) at Purdue (11-14-20)
 Charlie Kuhbender (3) vs. Maryland (10-24-20)
 Jack Mitchell (4) at Notre Dame (11-15-14)
 Jeff Budzien (5) vs. Boston College (9-5-12)
 David Wasielewski (51) at Air Force (8-31-02)
 Jake Collins (70) vs. Rutgers (10-21-18)
 Hunter Niswander (80) vs. Iowa (10-21-17)
 Brandon Joseph vs. Wisconsin (11-21-20)
 Godwin Igwebuike (3) vs. Wisconsin (10-14-14)
 Jimmy Hall (2) at Notre Dame (11-15-14)
 Riley Lees (106) vs. Minnesota (11-23-19)
 Brandon Joseph (111) vs. Indiana State (9-11-21)
 Brandon Joseph vs. Indiana State (9-11-21)
 Tim McGarigle (21, 11-10) vs. Michigan (10-29-05)

Rushed for 200 yards
 Rushed for 300 yards
 Completed 20-29 passes
 Completed 30+ passes
 Passed for 3+ TDs
 Passed for 300-399 yards
 Passed for 400-499 yards
 Passed for 500+ yards
 Scored 3 TDs in a game
 Scored 4+ TDs in a game
 2-point conversion
 Caught 10+ passes
 100-199 yards receiving
 200+ yards receiving
 Two players 100 receiving yards

Score 2 TDs Receiving
 Scored 3+ TDs receiving
 Kicked 3 FGs in one game
 Kicked 4 FGs in one game
 Kicked 5 FGs in one game
 Kicked a 50-yard FG
 Kicked a 70-79 yard punt
 Kicked an 80-89-yard punt
 Intercepted 2 passes
 Intercepted 3 passes
 Recovered 2+ fumbles
 Recorded 100+ kickoff return yards
 Recorded 50+ punt return yards
 Recorded 100+ punt return yards
 Recorded 20+ tackles

Jehu Chesson (96), Michigan (10-10-15)
 Ben Niemann (1), Iowa (11-1-14)
 Noah Burns (68), Wisconsin (9-28-19)
 Justin Walley (25), Minnesota (10-30-21)
 Andrew Stelter, Minnesota (11-18-17)
 George Karlaftis, Purdue (11-20-21)
 Cornelius Johnson, Michigan (10-23-21)
 Braelon Allen (3), Wisconsin (11-13-21)
 Chase Brown (112), Illinois (11-27-21)
 Mar'Keise Irving (110), Minnesota (10-30-21)
 Ky Thomas (106), Minnesota (10-30-21)
 Kenneth Walker III (264), Michigan State (9-3-21)
 Trey Sermon (331), Ohio State (12-19-20)
 Aidan O'Connell (29), Purdue (11-20-21)
 Gunnar Holmberg (31), Duke (9-18-21)
 Aidan O'Connell (3), Purdue (11-20-21)
 Gunnar Holmberg (314), Duke (9-18-21)
 Aidan O'Connell (423), Purdue (11-20-21)
 -
 Milton Wright (3), Aidan O'Connell (3), Purdue (11-20-21)
 Adrian Martinez (3 rushing, 1 passing), Nebraska (10-2-21)
 Adrian Martinez (rush), Nebraska (10-13-18)
 David Bell (12), Purdue (11-20-21)
 Isaiah Williams (113), Illinois (11-27-21)
 Milton Wright (213), Purdue (11-20-21)
 David Bell (101), Purdue (11-20-21)
 Chris Olave (2), Ohio State (10-18-19)
 Milton Wright (3), Purdue (11-20-21)
 Charlie Ham (3), Duke (9-18-21)
 James McCourt (4), Illinois (11-27-21)
 -
 Charlie Ham (50), Duke (9-18-21)
 Adam Korsak (79), Rutgers (10-20-18)
 William Przystup (84), Nebraska (10-2-21)
 Dane Belton, Iowa (11-6-21)
 Mike Rose (3), Purdue (9-27-97)
 Ben Frye (2), Duke (9-18-21)
 De'Montre Tuggle (123), Ohio (9-25-21)
 Donny Navarro III (66), Illinois (11-27-21)
 Chad Owens (104), Hawaii (11-27-04)
 Blake Cashman (8-12), Minnesota (11-17-18)

NORTHWESTERN FOOTBALL

2021 ROSTER

No.	Name	Pos.	Ht.	Wt.	Yr.	Hometown / High School
0	Coco Azema	DB	5-11	185	Jr.	Cypress, Texas / Langham Creek
0	Cole Freeman	QB	6-0	205	So.	Summit, New Jersey / Delbarton
2	Cameron Mitchell	DB	6-0	195	Jr.	Bolingbrook, Illinois / Bolingbrook
3	Ryan Hilinski	QB	6-3	225	Jr.	Orange, California / Orange Lutheran
3	Jaheem Joseph	DB	5-10	190	Jr.	Miami Gardens, Florida / Monsignor Edward Pace
4	Wendell Davis Jr.	LB	6-2	240	R-Jr.	Richmond, Virginia / Benedictine College Prep
4	Cam Porter	RB	5-10	220	Jr.	Cincinnati, Ohio / LaSalle
5	Jacob Gill	WR	6-0	190	So.	Raleigh, North Carolina / Cardinal Gibbons
6	Malik Washington	WR	5-9	192	Sr.	Lawrenceville, Georgia / Parkview
7	Ore Adeyi	DB	5-11	190	So.	Mansfield, Texas / Mansfield Legacy
7	Anthony Tyus III	RB	6-1	225	So.	Portage, Michigan / Portage Northern
8	Wayne Dennis Jr.	WR	6-3	200	Jr.	Tampa, Florida / Armwood
8	Ryan Johnson	DL	6-4	280	Gr.	Axis, Alabama / St. Paul's Episcopal
9	Jeremiah Lewis	DB	6-1	190	R-Sr.	Lewisville, Texas / Prestonwood Christian
9	Carl Richardson	QB	6-4	207	Jr.	Salinas, California / Salinas
10	Theran Johnson	DB	6-0	170	So.	Indianapolis, Indiana / North Central
10	Brendan Sullivan	QB	6-3	212	So.	Davison, Michigan / Davison
11	Andrew Clair	RB	5-11	202	Gr.	St. Louis, Missouri / St. Louis University
11	A.J. Hampton Jr.	DB	5-11	180	Sr.	Warren, Michigan / Paul R Wharton
12	Jack Lausch	QB	6-2	190	Fy.	Chicago, Illinois / Brother Rice
12	Nigel Williams	DB	6-1	192	Jr.	Richmond, Virginia / Collegiate School
13	Preston Bacon	WR	6-2	195	Jr.	Oak Hill, Va. / The Potomac School
13	Garnett Hollis, Jr.	DB	6-2	202	Jr.	Nashville, Tennessee / Battle Ground Academy
14	Donnie Gray	WR	6-0	190	So.	New Haven, Connecticut / Deerfield Academy
15	Calvin Johnson II	WR	6-0	180	So.	French Camp, Mississippi / French Camp Academy
17	Bryce Kirtz	WR	6-0	180	Jr.	Brownsburg, Indiana / Brownsburg
18	Genson Hooper Price	WR	6-5	215	Jr.	Houston, Texas / St. John's
18	Garner Wallace	DB	6-4	205	So.	Pickerington, Ohio / Pickerington Central
19	Reggie Fleurima	WR	6-2	205	Fy.	Naperville, Illinois / Naperville Central High
20	Trent Carrington	DB	6-1	190	Gr.	Fayetteville, Georgia / Fayette County
20	Joseph Himon II	RB	5-9	180	Fy.	Little Rock, Arkansas / Pulaski Academy
21	Tyler Haskins	DB	5-11	200	Jr.	Stafford, Virginia / Mountain View
22	Connor Newhouse	RB	5-11	195	Jr.	Prospect, Kentucky / North Oldham
22	Evan Smith	DB	5-10	173	Fy.	Birmingham, Alabama / Oak Mountain
23	Raymond Niro III	WR	5-10	190	Jr.	Barrington, Illinois / Barrington
23	Devin Turner	DB	6-1	190	Fy.	Little Elm, Texas / Lone Star
24	Rod Heard II	DB	5-11	185	Jr.	Farmington, Michigan / Farmington Hills Harrison
26	Evan Hull	RB	5-11	210	Jr.	Maple Grove, Minnesota / Maple Grove
27	Jack Oyola	DB	5-11	190	Fy.	Alpharetta, Georgia / Alpharetta
28	Braden Turner	DB	5-11	185	Fy.	Mobile, Alabama / McGill-Toolen Catholic
29	Marcus Cisco	RB	5-9	197	Jr.	Byron Center, Michigan / Byron Center
31	Jake Arthurs	RB	5-9	195	Jr.	Wheaton, Illinois / Wheaton-Warrenville South
31	Robert Fitzgerald	DB	6-0	200	Fy.	Dallas, Texas / Jesuit College Prep
32	Bryce Gallagher	LB	6-2	240	Jr.	Raynham, Massachusetts / St. Sebastian's
33	Braydon Brus	LB	6-1	215	Fy.	Glendora, California / Glendora
34	Xander Mueller	LB	6-3	235	Jr.	Wheaton, Illinois / Wheaton North
35	Kenny Soares Jr.	LB	6-3	220	Fy.	Trumbull, Connecticut / Avon Old Farms
36	Declan Carr	LB	6-1	226	Gr.	Frankfort, Illinois / Lincoln-Way East
37	Mac Uihlein	LB	6-1	215	So.	Lake Forest, Illinois / Lake Forest
38	Joe DeHaan	DB	6-0	198	Jr.	Tinley Park, Illinois / Andrew
39	Albert Kunickis III	RB	6-3	220	Fy.	Lemont, Illinois / Lemont
40	Jason Reynolds II	LB	6-2	215	Fy.	McDonough, Georgia / Eagles Landing Christian
41	Jaylen Pate	DL	6-3	255	Gr.	Chicago, Illinois / Lane Tech
42	Anto Saka	DL	6-4	230	Fy.	Phoenix, Maryland / Loyola Blakefield
43	Will Halkyard	LS	6-3	200	Jr.	Glen Ellyn, Illinois / Glenbard West
44	Khalid Jones	LB	6-1	230	Sr.	Greenville, South Carolina / Byrnes
45	Cullen Coleman	LB	6-3	240	Jr.	Port Chester, New York / Rye Country Day
46	Devin O'Rourke	DL	6-6	265	Sr.	Mokena, Illinois / Lincoln Way East
47	Luke Akers	P	6-1	180	Jr.	Nashville, Tennessee / Ravenwood
48	Owen Bergin	LB	5-10	210	Jr.	Bloomfield Hills, Michigan / Detroit Country Day
49	Jacob Tabibian	K	5-9	185	So.	Lafayette, California / Campolindo
50	P.J. Spencer	DL	6-2	275	Jr.	Prairie Village, Kansas / Shawnee Mission East
51	Miles Crutchley	LB	6-1	220	Fy.	Scottsdale, Arizona / Saguaro
52	Jordan Butler	DL	6-2	316	Jr.	North Las Vegas, Nevada / IMG Academy (Fla.)
53	Jaiden Cameron	DL	6-3	245	Jr.	Clayton, Ohio / Northmont
54	Henrik Barndt	DL	6-5	285	R-Sr.	Arvada, Colorado / Ralston Valley
55	Conrad Rowley	OL	6-4	308	Sr.	Independence, Missouri / Blue Springs
56	Josh Thompson	OL	6-5	310	So.	Fenton, Michigan / Fenton
57	Greyson Metz	LB	6-3	216	Jr.	Glen Ellyn, Illinois / Glenbard West
58	Peyton Warford	DL	6-3	220	Fy.	Woodside, California / Saint Francis
60	Carmine Bastone	DL	6-2	266	So.	St. Charles, Illinois / St. Charles North
62	Max Skidmore	OL	6-7	270	Jr.	Spokane Valley, Washington / University
63	Dom D'Antonio	OL	6-4	290	Jr.	Woodstock, Georgia / Etowah
65	Jackson Carsello	OL	6-4	270	So.	Northbrook, Illinois / Glenbrook North
66	Braeden Edwards	OL	6-6	280	So.	West Des Moines, Iowa / Valley
68	Josh Priebe	OL	6-5	308	Jr.	Niles, Michigan / Edwardsburg
69	Charlie Schmidt	OL	6-4	308	Sr.	Libertyville, Illinois / Libertyville

71	Ben Wrather	OL	6-6	310	Jr.	Powell, Ohio / Olentangy Liberty
72	Caleb Tiernan	OL	6-7	315	So.	Livonia, Michigan / Detroit Country Day
73	Deuce McGuire	OL	6-5	300	Fy.	Chicago, Illinois / Marist
74	Nick Herzog	OL	6-4	270	Fy.	Stilwell, Kansas / Blue Valley
75	Vincent Picozzi	OL	6-4	310	Gr.	Collegetown, Pennsylvania / Lansdale Catholic
76	Ethan Wiederkehr	OL	6-5	295	Gr.	Wading River, New York / Shoreham-Wading River
77	Peter Skoronski	OL	6-4	315	Jr.	Park Ridge, Illinois / Maine South
78	Luka Trifunovic	OL	6-4	293	Jr.	Carlsbad, California / La Costa Canyon
79	Zachary Franks	OL	6-6	305	Jr.	Baltimore, Maryland / The Gilman School
80	Donny Navarro III	WR	5-11	185	Sr.	Naperville, Illinois / Neuqua Valley
81	Chris Petrucci	TE	6-4	210	Fy.	Park Ridge, Illinois / Maine South
82	Jasper Stratton	WR	6-0	180	So.	Los Angeles, California / Winward
83	Blake Van Buren	TE	6-4	210	Fy.	Middleton, Wisconsin / Middleton
84	Hunter Welcing	TE	6-3	242	Jr.	Deer Park, Illinois / Lake Zurich
85	Jack Kennedy	WR	6-0	201	Jr.	Cleveland Heights, Ohio / St. Ignatius
86	Lawson Albright	TE	6-5	225	So.	Greensboro, North Carolina / Grimsley
87	Thomas Gordon	TE	6-5	240	Jr.	Houston, Texas / Strake Jesuit College Prep
88	Marshall Lang	TE	6-4	235	Jr.	Cincinnati, Ohio / St. Xavier
89	Charlie Mangieri	TE	6-4	250	Gr.	Peoria, Illinois / Dunlap
90	Taishan Holmes	DL	6-3		Sr.	Tappahannock, Virginia / Essex
90	Adam Stage	K	5-11	195	Gr.	Appleton, Wisc. / Kimberly
91	Aidan Hubbard	DL	6-4	235	So.	Cleveland, Ohio / St. Ignatius
92	Jack Olsen	K	5-11	190	Jr.	Wheaton, Illinois / Wheaton-Warrenville
93	Brendan Flakes	DL	6-4	260	Fy.	Winter Garden, Florida / West Orange
94	Jason Gold Jr.	DL	6-3	285	Sr.	League City, Texas / Clear Springs
95	Najee Story	DL	6-4	250	So.	Solon, Ohio / Solon
96	Austin Firestone	DL	6-5	260	Fy.	Niceville, Florida / Niceville
97	Sean McLaughlin	DL	6-6	275	Jr.	Frankfort, Illinois / Lincoln-Way East
98	Duke Olges	DL	6-4	260	Jr.	Winnetka, Illinois / New Trier
99	Adetomiwa Adebawore	DL	6-2	280	Sr.	Kansas City, Missouri / North Kansas City
99	Hunter Renner	P	6-2	207	Jr.	Mishawaka, Indiana / Marian

COACHING STAFF	Position	Season at Northwestern
Pat Fitzgerald	Dan and Susan Jones Family Head Football Coach	17th
Matt MacPherson	Assistant Head Coach (Defensive Backs)	17th
Jim O'Neil	Defensive Coordinator	2nd
Mike Bajakian	Offensive Coordinator / Quarterbacks	3rd
Jeff Genyk	Special Teams Coordinator / Tight Ends	15th
Kurt Anderson	Assistant Coach / Offensive Line	4th
Lou Ayeni	Assistant Coach / Running Backs / Recruiting Coordinator	5th
Marty Long	Assistant Coach / Defensive Line	15th
Tim McGarigle	Assistant Coach / Linebackers	5th
Dennis Springer	Assistant Coach / Wide Receivers	12th
Ryan Smith	Assistant Coach / Cornerbacks	14th

PRONUNCIATION GUIDE

ADEATOMIWA ADEBAWORE.....	(add-E-TOMMY-wah add-E-BAR-eh)
ORE ADEYI.....	(or-E ah-DYE-eh)
Coco AZEMA.....	(AH-zah-mah)
Carmin BASTONE.....	(bah-stone)
Owen BERGIN.....	(BURRG-in)
Dom D'ANTONIO.....	(DAN-tonio)
GENSEN Hooper Price.....	(JEN-sin)
THERAN Johnson.....	(th-AIR-in)
KHALID Jones.....	(KA-lid)
XANDER Mueller.....	(ZAN-der)
Raymond NIRO III.....	(NYE-row)
Duke OLGES.....	(OHL-jiz)
Josh PRIEBE.....	(PREEB)
Peter SKORONSKI.....	(SKO-ron-ski)
NAJEE Story.....	(NAH-jeee)
Jacob TABIBIAN.....	(TAH-bib-ian)
Luka TRIFUNOVIC.....	(tree-FOON-o-vick)
Mac UIHLEIN.....	(U-line)
Ethan WIEDERKEHR.....	(WEE-dur-kerr)

CAREER HIGHS

#0 • COCO AZEMA • DB

Tackles: 13, at Michigan (Oct. 23, 2021)
Solo Tackle: 10, at Michigan (Oct. 23, 2021)
Tackles For Loss: 1.5, vs. Rutgers (Oct. 16, 2021)
Assisted Tackle: 7, at Duke (Sept. 18, 2021)
Pass Break Ups: 2, vs. Minnesota (Oct. 30, 2021)
Interceptions: 1 vs. Maryland (Oct. 24, 2020)
Rushing Attempts: 7 at Illinois (Nov. 30, 2019)
Rushing Yards: 123 at Illinois (Nov. 30, 2019)
Rushing Touchdown: 1 at Illinois (Nov. 30, 2019)
Long Rush: 62 at Illinois (Nov. 30, 2019)

#1 • RAYMOND NIRO III • WR

Receptions: 2 (2x), vs. Michigan State (Sept. 3, 2021)
Receiving Yards: 17, vs. Auburn (Jan. 1, 2021)
Long Reception: 9 vs. Auburn (Jan. 1, 2021)
Rushing Attempts: 7 vs. UMass (Nov. 16, 2019)
Rushing Yards: 56 at Illinois (Nov. 30, 2019)
Long Rush: 11 vs. UMass (Nov. 16, 2019)
Rushing Touchdown: 1 vs. UMass (Nov. 16, 2019)
Tackles: 4, at Michigan (Oct. 23, 2021)
Solo Tackle: 1 (2x), last vs. Ohio State (Oct. 18, 2019)
Fumble Recovery: 1 at Wisconsin (Sept. 28, 2019)
Longest Punt Return: 36, vs. Indiana St. (Sept. 11, 2021)
Longest Kick Return: 25, at Wisconsin (Nov. 13, 2021)
Blocked Punt: 1, vs. Iowa (Nov. 6, 2021)

#2 • CAMERON MITCHELL • DB

Tackles: 9, vs. Purdue (Nov. 20, 2021)
Solo Tackles: 7, vs. Purdue (Nov. 20, 2021)
Assisted Tackles: 3 (3x), last at Michigan (Oct. 23, 2021)
Pass Breakups: 2, at Illinois (Nov. 27, 2021)
Tackles for Loss: 0.5, vs. Ohio State (Dec. 19, 2020)
Sacks: 0.5, vs. Ohio State (Dec. 19, 2020)
Interceptions: 1, vs. Ohio State (Dec. 19, 2020)
Forced Fumble: 1, vs. Rutgers (Oct. 16, 2021)
Fumble Recovery: 1, vs. Rutgers (Oct. 16, 2021)

#3 • RYAN HILINSKI • QB

Pass Attempts: 57 (2x), last vs. App State (Nov. 9, 2019)
Completions: 36, vs. Alabama (Sept. 14, 2019)
Passing Yards: 325, vs. App State (Nov. 9, 2019)
Passing Touchdowns: 2 (4x), last vs. Rutgers (Oct. 16, 2021)
Long Pass: 75 (2x), last vs. Tennessee (Oct. 26, 2019)
Rushing Attempts: 8, at Illinois (Nov. 27, 2021)
Rushing Yards: 15, vs. Rutgers (Oct. 16, 2021)
Long Rush: 14, vs. Vanderbilt (Nov. 2, 2019)
Rushing Touchdowns: 1 (2x), last at Illinois (Nov. 27, 2021)

#4 • WENDELL DAVIS • LB

Solo Tackles: 2 (6x), last at Georgia Tech (Oct. 2, 2021)
Assisted Tackles: 5, at Virginia Tech (Oct. 16, 2021)
Total Tackles: 6, at Virginia Tech (Oct. 16, 2021)
Tackles for Loss: 1.0 (5x), last vs. New Hampshire (Sept. 25, 2021)
Sacks: 1.0 (2x), last vs. Massachusetts (Sept. 4, 2021)
Forced Fumbles: 1, at Virginia (November 2, 2018)

#4 • CAM PORTER • RB

Rushing Attempts: 33 vs. Auburn (Jan. 1, 2021)
Rushing Yards: 142 vs. Illinois (Dec. 12, 2020)
Long Rush: 31 vs. Illinois (Dec. 12, 2020)
Rushing Touchdown: 2 vs. Illinois (Dec. 12, 2020)
Receptions: 3 (2x), last vs. Auburn (Jan. 1, 2021)
Receiving Yards: 27, vs. Auburn (Jan. 1, 2021)
Long Reception: 13 vs. Auburn (Jan. 1, 2021)

#5 • JACOB GILL • WR

Receptions: 2, vs. Duke (Sept. 18, 2021)
Receiving Yards: 34, vs. Duke (Sept. 18, 2021)
Long Reception: 31, vs. Duke (Sept. 18, 2021)

#6 • MALIK WASHINGTON • WR

Receptions: 6 (2x), last vs. Iowa (Nov. 6, 2021)
Receiving Yards: 89, vs. Iowa (Nov. 6, 2021)
Long Reception: 64, vs. Rutgers (Oct. 16, 2021)
Touchdowns: 1 (2x), vs. Rutgers (Oct. 16, 2021)
Rushes: 1 (3x), last vs. Indiana St. (Sept. 11, 2021)
Rushing Yards: 8, at Purdue (Nov. 14, 2020)
Long Rush: 8, at Purdue (Nov. 14, 2020)

#7 • ORE ADEYI • DB

Tackles: 1, vs. Purdue (Nov. 20, 2021)
Assisted Tackles: 1, vs. Purdue (Nov. 20, 2021)

#7 • ANTHONY TYUS III • RB

Rushing Attempts: 11, vs. Ohio (Sept. 25, 2021)
Rushing Yards: 71, vs. Indiana St. (Sept. 11, 2021)
Long Rush: 16, vs. Indiana St. (Sept. 11, 2021)
Rushing Touchdowns: 1, vs. Ohio (Sept. 25, 2021)
Receptions: 2 vs. Michigan State (Sept. 3, 2021)
Receiving Yards: 12 at Michigan (Oct. 23, 2021)
Long Reception: 12 at Michigan (Oct. 23, 2021)

#8 • WAYNE DENNIS, JR. • WR

Receptions: 1 (4x), last vs. Minnesota (Oct. 30, 2021)
Receiving Yards: 23, vs. Auburn (Jan. 1, 2021)
Long Reception: 23 vs. Auburn (Jan. 1, 2021)

#8 • RYAN JOHNSON • DL

Total Tackles: 3 (2x), last vs. Washington (Oct. 30, 2021)
Solo Tackles: 2, vs. Washington (Oct. 30, 2021)
Assisted Tackles: 2 (4x), last vs. Oregon (Oct. 2, 2021)
Tackles for Loss: 0.5, vs. Notre Dame (Nov. 27, 2021)

#9 • JEREMIAH LEWIS • DB

Tackles: 8, at Virginia (Sept. 26, 2020)
Solo Tackle: 5, vs. Virginia Tech (Oct. 3, 2020)
Assisted Tackle: 5, vs. Miami (FL) (Nov. 27, 2021)
Tackles For Loss: 1.0 (2x), last vs. North Carolina (Nov. 7, 2020)
Pass Break Ups: 2 (2x), last vs. Charlotte (Oct. 31, 2020)
Interceptions: 1 (4x), last vs. Georgia Tech (Oct. 9, 2021)

#9 • CARL RICHARDSON • QB

Rushing Attempts: 1 (2x), last at Michigan (Oct. 23, 2021)
Rushing Yards: 2, vs. Ohio (Sept. 25, 2021)
Long Rush: 2, vs. Ohio (Sept. 25, 2021)
Pass Attempts: 3, at Michigan (Oct. 23, 2021)
Completions: 2, at Michigan (Oct. 23, 2021)
Passing Yards: 19, at Michigan (Oct. 23, 2021)
Longest Pass: 12, at Michigan (Oct. 23, 2021)

#11 • ANDREW CLAIR • RB

Rushing Attempts: 29, vs. Akron (Nov. 2, 2019)
Rushing Yards: 148, at Miami (OH) (Oct. 14, 2017)
Long Rush: 74 vs. Western Michigan (Oct. 13, 2018)
Rushing Touchdown: 2 (3x), last vs. Akron (Nov. 2, 2019)
Receptions: 5 (2x), last at Toledo (Oct. 6, 2018)
Receiving Yards: 74, at Toledo (Oct. 6, 2018)
Long Reception: 61, at Toledo (Oct. 6, 2018)

#11 • AJ HAMPTON, JR. • DB

Tackles: 8, vs. Purdue (Nov. 20, 2021)
Solo Tackles: 5, vs. Ohio State (Dec. 19, 2020)
Assisted Tackles: 3 (2x), last vs. Auburn (Jan. 1, 2021)
Pass Breakups: 3 (2x), at Duke (Sept. 18, 2021)
Tackles for Loss: 1 (2x), vs. Ohio State (Dec. 19, 2020)
Interceptions: 1 (2x), last vs. Maryland (Oct. 24, 2020)
Forced Fumbles: 1 vs. Michigan St. (Sept. 3, 2021)
Fumble Recovery: 1 (2x), last at Wisconsin (Nov. 13, 2021)
Touchdowns: 1, INT return at Wisconsin (Nov. 13, 2021)

#13 • GARNETT HOLLIS, JR. • DB

Tackles: 3, at Wisconsin (Nov. 13, 2021)
Solo Tackles: 1 (2x), last at Wisconsin (Nov. 13, 2021)
Assisted Tackles: 2, at Wisconsin (Nov. 13, 2021)

#17 • BRYCE KIRTZ • WR

Receptions: 7, vs. Michigan State (Sept. 3, 2021)
Receiving Yards: 80, vs. Michigan State (Sept. 3, 2021)
Long Reception: 44, at Duke (Sept. 18, 2021)
Rushes: 1, vs. Ohio (Sept. 25, 2021)
Rushing Yards: 4, vs. Ohio (Sept. 25, 2021)
Long Rush: 4, vs. Ohio (Sept. 25, 2021)
Longest Punt Return: 13 (2x), last vs. Ohio (Sept. 25, 2021)

#18 • GENSON HOOPER PRICE • WR

Receptions: 1 (2x), last at Michigan (Oct. 23, 2021)
Receiving Yards: 8, at Nebraska (Oct. 2, 2021)
Long Reception: 8, at Nebraska (Oct. 2, 2021)

#20 • TRENT CARRINGTON • DB

Tackles: 1 (3x), last vs. Iowa (Nov. 6, 2021)
Solo Tackles: 1 (3x), last vs. Iowa (Nov. 6, 2021)

#21 • TYLER HASKINS • DB

Tackles: 1 (2x), last vs. Rutgers (Oct. 16, 2021)
Assisted Tackles: 1 (2x), last vs. Rutgers (Oct. 16, 2021)

#22 • CONNOR NEWHOUSE • RB

Rushing Attempts: 1, vs. Ohio (Sept. 25, 2021)
Rushing Yards: 25, vs. Ohio (Sept. 2021)
Long Rush: 25, vs. Ohio (Sept. 25, 2021)

#24 • ROD HEARD II • DB

Total Tackles: 8, at Duke (Sept. 18, 2021)
Solo Tackles: 6, at Duke (Sept. 18, 2021)
Assisted Tackles: 2 (2x), last at Duke (Sept. 18, 2021)
Pass Breakups: 1 (2x), last vs. Rutgers (Oct. 16, 2021)
Tackles for Loss: 2.0, vs. Iowa (Nov. 6, 2021)
Forced Fumbles: 2, at Duke (Sept. 18, 2021)
Fumble Recovery: 1, at Duke (Sept. 18, 2021)

#26 • EVAN HULL • RB

Rushing Attempts: 32 at Illinois (Nov. 27, 2021)
Rushing Yards: 220, vs. Massachusetts (Nov. 16, 2019)
Long Rush: 90, vs. Ohio (Sept. 25, 2021)
Rushing Touchdown: 4, vs. Massachusetts (Nov. 16, 2019)
Receptions: 6 (2x), last vs. Purdue (Nov. 20, 2021)
Receiving Yards: 89, vs. Iowa (Nov. 6, 2021)
Long Reception: 31, vs. Iowa (Nov. 6, 2021)
Receiving Touchdowns: 1 (2x), last vs. Iowa (Nov. 6, 2021)

#29 • MARCUS CISCO • RB

Rushing Attempts: 3 (2x), last at Michigan (Oct. 23, 2021)
Rushing Yards: 25, vs. Ohio (Sept. 25, 2021)
Long Rush: 16, at Michigan (Oct. 23, 2021)

NORTHWESTERN RECORD WHEN

	2021	Fitz Career
When playing at home	3-3	60-45
When playing on road	0-5	43-37
When playing at a neutral site	0-0	6-7
When playing on grass	3-5	82-59
When playing on artificial surface	0-4	27-30
When scoring first	3-0	69-23
When opponent scores first	0-8	40-67
When leading after first quarter	3-0	63-20
When trailing after first quarter	0-7	27-54
When tied after first quarter	0-2	20-16
When leading at halftime	3-0	81-21
When trailing at halftime	0-9	20-60
When tied at halftime	0-0	7-9
When leading after three quarters	3-0	89-17
When trailing after three quarters	0-9	14-70
When tied after three quarters	0-0	6-5
When NU has more/equal rushing yards	3-1	82-23
When opponent has more rushing yards	0-8	27-66
When NU has more/equal passing yards	2-2	53-36
When opponent has more passing yards	1-7	56-53
When NU has more/equal total yards	3-1	78-25
When opponent has more total yards	0-9	31-68
When NU has more first downs	3-1	72-31
When opponent has more first downs	0-8	28-56
When first downs are equal	0-0	9-3
When NU forces more turnovers	2-1	66-19
When opponent forces more turnovers	1-7	22-56
When turnovers are equal	0-0	21-13
In games decided by three points or fewer	0-0	19-14
In games decided by seven points or fewer	0-0	38-22
In overtime games	0-0	7-5

CAREER STARTS

	Last Yr.	Career
Vince Picozzi, OL	3	37
Trent Carrington, DB	-	25
Adetomiwa Adebawore, DL	12	25
Charlie Mangeri, TE	12	23
Ethan Wiednerkehr, OL	12	23
Peter Skoronski, OL	12	20
Andrew Clair, RB	-	15
Ryan Hilinski, QB	5	16
Cam Mitchell, DB	12	13
Charlie Schmidt, OL	12	13
Evan Hull, RB	11	13
A.J. Hampton, CB	8	12
Jaylen Pate, LB	5	11
Bryce Gallagher, LB	10	10
Jeremiah Lewis, DB	2	10
Josh Priebe, OL	9	9
Coco Azema, DB	9	9
Malik Washington, WR	8	8
Donny Navarro III, WR	4	8
Marshall Lang, TE	7	7
Rod Heard II, DB	4	6
Bryce Kirtz, WR	5	5
Wendell Davis, LB	3	5
Taishan Holmes, DL	-	4
Ryan Johnson, DL	4	4
Conrad Rowley, OL	3	3
Khalid Jones, LB	2	2
Cam Porter, RB	-	2
Jason Gold, Jr., DL	-	1
Anthony Tyus III, RB	1	1
Genson Hooper-Price, WR	1	1
Dom D'Antonio, OL	1	1
Thomas Gordon, TE	1	1



CAREER HIGHS (Cont.)

#31 • JAKE ARTHURS • RB

Rushing Attempts: 2 (2x), last at Michigan (Oct. 23, 2021)
 Rushing Yards: 2, vs. Ohio (Sept. 25, 2021)
 Long Rush: 5, vs. Ohio (Sept. 25, 2021)
 Rushing Touchdown: 1, vs. Ohio (Sept. 25, 2021)

#32 • BRYCE GALLAGHER • LB

Total Tackles: 14, at Michigan (Oct. 23, 2021)
 Solo Tackles: 9 (2x), last vs. Iowa (Nov. 6, 2021)
 Assisted Tackles: 10, at Michigan (Oct. 23, 2021)
 Tackles for Loss: 2.5, vs. Rutgers (Oct. 16, 2021)
 Sacks: 1.0, vs. Rutgers (Oct. 16, 2021)

#34 • XANDER MUELLER • LB

Total Tackles: 8, at Wisconsin (Nov. 13, 2021)
 Solo Tackles: 5, at Wisconsin (Nov. 13, 2021)
 Assisted Tackles: 3, at Wisconsin (Nov. 13, 2021)
 Tackles for Loss: 0.5, vs. Ohio (Sept. 25, 2021)
 Sacks: 0.5, vs. Ohio (Sept. 25, 2021)
 Forced Fumbles: 1, at Wisconsin (Nov. 13, 2021)
 Fumble Recovery: 1, vs. Indiana (Sept. 11, 2021)

#38 • JOE DeHAAN • LB

Total Tackles: 3, vs. Maryland (Oct. 24, 2020)
 Solo Tackles: 2, vs. Maryland (Oct. 24, 2020)
 Assisted Tackles: 1, vs. Maryland (Oct. 24, 2020)

#41 • JAYLEN PATE • LB

Total Tackles: 4 (2x), last vs. Ball State (Sept. 18, 2021)
 Solo Tackles: 3, vs. Ball State (Sept. 18, 2021)
 Assisted Tackles: 3, at UNLV (Nov. 27, 2020)
 Tackles for Loss: 1.0, at UNLV (Nov. 27, 2020)
 Sacks: 1.0, at UNLV (Nov. 27, 2020)
 Fumble Recovery: 1, vs. Ball State (Sept. 18, 2021)
 Pass Breakups: 1, vs. Fresno State (Oct. 16, 2021)

#44 • KHALID JONES • LB

Total Tackles: 3, vs. Ohio (Sept. 25, 2021)
 Solo Tackles: 2, vs. Ohio (Sept. 25, 2021)
 Assisted Tackles: 1 (2x), last vs. Ohio (Sept. 25, 2021)

#46 • DEVIN O'ROURKE • DL

Total Tackles: 1 (7x), last vs. Minnesota (Oct. 30, 2021)
 Solo Tackles: 1 (4x), last vs. Minnesota (Oct. 30, 2021)
 Assisted Tackles: 1 (3x), last vs. Auburn (Jan. 1, 2021)

#47 • LUKE AKERS • P

Punts: 6 (2x), last at Stanford (Sept. 25, 2021)
 Punt Yards: 279, at Stanford (Sept. 25, 2021)

#50 • PJ SPENCER • DL

Total Tackles: 1 (2x), last vs. Illinois (Dec. 12, 2020)
 Solo Tackles: 1, vs. Massachusetts (Nov. 16, 2019)
 Assisted Tackles: 1, vs. Illinois (Dec. 12, 2020)

#52 • JORDAN BUTLER • DL

Total Tackles: 2, vs. Maryland (Oct. 24, 2020)
 Solo Tackles: 1, vs. Auburn (Jan. 1, 2021)
 Assisted Tackles: 2, vs. Maryland (Oct. 24, 2020)
 Tackles for Loss: 1.0, vs. Auburn (Jan. 1, 2021)
 Forced Fumbles: 1, vs. Auburn (Jan. 1, 2021)

#53 • JAIDEN CAMERON • DL

Total Tackles: 5, at Wisconsin (Nov. 13, 2021)
 Solo Tackles: 3, at Wisconsin (Nov. 13, 2021)
 Assisted Tackles: 2, at Wisconsin (Nov. 13, 2021)
 Tackles for Loss: 0.5, at Wisconsin (Nov. 13, 2021)

#57 • GREYSON METZ • LB

Total Tackles: 1 (3x), last vs. Purdue (Nov. 20, 2021)
 Solo Tackles: 1, at Wisconsin (Nov. 13, 2021)
 Assisted Tackles: 1 (2x), last vs. Purdue (Nov. 20, 2021)

#80 • DONNY NAVARRO III • WR

Receptions: 5, at Nebraska (Nov. 21, 2020)
 Receiving Yards: 58, at Nebraska (Nov. 21, 2020)
 Long Reception: 25, at Nebraska (Nov. 21, 2020)

#87 • THOMAS GORDON • TE

Receptions: 1 (2x), last vs. Purdue (Nov. 20, 2021)
 Receiving Yards: 4, vs. Purdue (Nov. 20, 2021)
 Long Reception: 4, vs. Purdue (Nov. 20, 2021)

#88 • MARSHALL LANG • TE

Receptions: 3, vs. Iowa (Nov. 6, 2021)
 Receiving Yards: 24, at Duke (Sept. 18, 2021)
 Long Reception: 20, at Duke (Sept. 18, 2021)

#89 • CHARLIE MANGIERI • TE

Receptions: (2x), vs. Michigan State (Sept. 3, 2021)
 Receiving Yards: 31, vs. Michigan State (Sept. 3, 2021)
 Long Reception: 25, vs. Michigan State (Sept. 3, 2021)
 Touchdowns: 1(2x), vs. Illinois (Dec. 12, 2020)

#90 • TAISHAN HOLMES • DL

Total Tackles: 5, at Florida State (Oct. 23, 2021)
 Solo Tackles: 2, at Georgia Southern (Oct. 17, 2020)
 Assisted Tackles: 4, at Florida State (Oct. 23, 2021)
 Tackles for Loss: 1.0 at Georgia Southern (Oct. 17, 2020)

#94 • JASON GOLD, JR. • DL

Total Tackles: 3, at Indiana (Nov. 2, 2019)
 Solo Tackles: 2 (3x), last at Wisconsin (Nov. 13, 2021)
 Assisted Tackles: 1 (5x), last at Wisconsin (Nov. 13, 2021)
 Tackles for Loss: 1.0 (3x), last vs. Maryland (Oct. 23, 2020)

#97 • SEAN MCLAUGHLIN • DL

Total Tackles: 3, at Illinois (Nov. 27, 2021)
 Solo Tackles: 3, at Illinois (Nov. 27, 2021)
 Assisted Tackles: 2, vs. Ohio (Sept. 25, 2021)
 Tackles for Loss: 1.0, at Illinois (Nov. 27, 2021)

#99 • ADETOMIWA ADEBAWORE • DL

Total Tackles: 7, vs. Rutgers (Oct. 16, 2021)
 Solo Tackles: 7, vs. Rutgers (Oct. 16, 2021)
 Assisted Tackles: 3, at Nebraska (Oct. 2, 2021)
 Tackles for Loss: 4.0, vs. Rutgers (Oct. 16, 2021)
 Sacks: 1.5, vs. Indiana State (Sept. 11, 2021)
 Interceptions: 1, at Duke (Sept. 18, 2021)
 Pass Breakups: 2, at Duke (Sept. 18, 2021)
 Forced Fumbles: 1 (2x), last vs. Rutgers (Oct. 16, 2021)

THE FITZ FILES



Pat Fitzgerald is Northwestern football. A member of the College Football Hall of Fame for his dominance as a player for the Wildcats in the 90s, Fitzgerald has made his biggest impact on the program over the last 15-plus years as its head coach. Fitzgerald was the consensus Big Ten Coach of the Year in 2018 as well as the 2020 Bobby Dodd National Coach of the Year. The fifth-longest tenured coach in the FBS, Fitzgerald earned his 100th-win in the Wildcats' 2020 season opener and signed a 10-year contract extension in January 2021 that secures the program's leadership through the 2030 season. A native of Orland Park, Ill. in Chicago's southwest suburbs, Fitzgerald graduated from Carl Sandburg High School in 1993 where he starred as a linebacker for the Eagles' football team before heading north to Evanston, first as a player, then as a coach. Characterized by his motivational skills, enthusiasm and passion for all things Northwestern, Fitzgerald has shaped Chicago's Big Ten Team into one that consistently achieves excellence in all three phases of the student-athlete experience: academics, athletics and community outreach. Fitzgerald resides in Northfield with his wife, Stacy, and three sons, Jack, born in November 2004, Ryan, born in September 2006, and Brendan, born in February 2009.

COACHING EXPERIENCE

Year	School	Position
1998	Maryland	Defensive Graduate Assistant
1999	Colorado	Defensive Graduate Assistant
2000	Idaho	Linebackers/Special Teams
2001	Northwestern	Defensive Backs
2002-03	Northwestern	Linebackers
2004-05	Northwestern	Linebackers/Recruiting Coordinator
2006-Present	Northwestern	Head Coach

HEAD COACHING RECORD YEAR-BY-YEAR

Year	School	Record	Big Ten	Postseason
2006	Northwestern	4-8	2-6	n/a
2007	Northwestern	6-6	3-5	n/a
2008	Northwestern	9-4	5-3	Valero Alamo Bowl
2009	Northwestern	8-5	5-3	Outback Bowl
2010	Northwestern	7-6	3-5	TicketCity Bowl
2011	Northwestern	6-7	3-5	Meineke Car Care Bowl of Texas
2012	Northwestern	10-3	5-3	TaxSlayer.com Gator Bowl Champions
2013	Northwestern	5-7	1-7	n/a
2014	Northwestern	5-7	3-5	n/a
2015	Northwestern	10-3	6-2	Outback Bowl
2016	Northwestern	7-6	5-4	New Era Pinstripe Bowl Champions
2017	Northwestern	10-3	7-2	Music City Bowl Champions
2018	Northwestern	9-5	8-1	Holiday Bowl Champions
2019	Northwestern	3-9	1-8	n/a
2020	Northwestern	7-2	6-1	VRBO Citrus Bowl Champions
2021	Northwestern	3-9	1-8	n/a
Totals	16 years	109-90	64-68	10 Bowl Games

377 Yards allowed per game	24 Points allowed per game	1.8 Turnovers forced per game	1.9 Sacks per game
---	---	--	---------------------------------

AVERAGE FITZGERALD DEFENSE

Pat Fitzgerald-coached defenses have finished in the top 25 in the nation in scoring defense four times and top 30 six times.

Top scoring defenses under Fitzgerald

Year	Points Allowed		
	Per Game	Big Ten Rank	National Rank
2020	15.9	1st	5th
2015	18.6	4th	12th
2017	20.1	7th	20th
2008	20.2	4th	27th
2016	22.2	6th	24th
2012	22.5	5th	29th

HARDWARE SHOP

Pat Fitzgerald bowl game wins:

2013 TaxSlayer.com Gator Bowl	Mississippi State	34-20
2016 New Era Pinstripe Bowl	Pitt	31-24
2017 Music City Bowl	Kentucky	24-23
2018 Holiday Bowl	Utah	31-20
2021 VRBO Citrus Bowl	Auburn	35-19

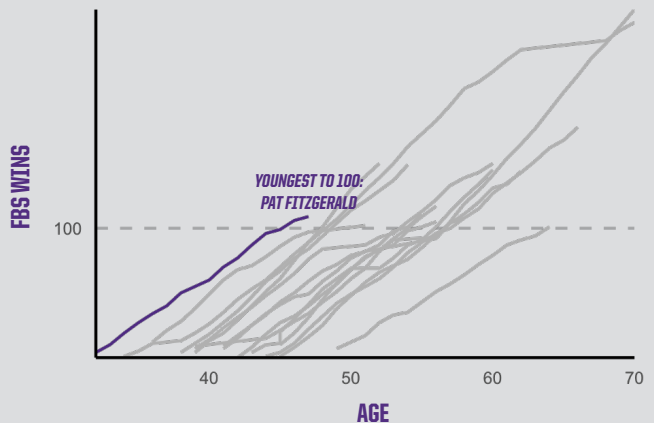
- » Pat Fitzgerald won five out of the six bowl game wins in Northwestern history
- » He has coached in the postseason in 10 of his 16 seasons as head coach
- » Fitzgerald's 10 bowl game appearances are tied for second among active Big Ten head coaches and his five bowl game wins are tied for third.
- » Northwestern's redshirt senior class in 2020 went 4-0 in bowl games, won two Big Ten West Division titles and claimed the Land of Lincoln Trophy 5 times.
- » Fitzgerald coached Northwestern to Big Ten West titles in 2018 and 2020
- » He is tied for the 2nd most Big Ten Championship Game appearances among active Big Ten coaches and tied for the 4th most appearances overall.

100-WIN CLUB

Pat Fitzgerald won his 100th game as head coach on Oct. 24, 2020 with a 43-3 win over Maryland in the season opener.

- » Fitzgerald is one of 15 active FBS coaches with 100 or more wins in FBS.
- » Of those 15 coaches, Fitzgerald was the youngest to reach that mark at 45 years, 10 months and 22 days. The next closest was Dabo Swinney (Clemson) who won his 100th game at 48 years and five days.
- » His 109 wins in FBS rank second in the Big Ten and 11th in the nation.
- » Fitzgerald is the first NU coach to reach both 50 and 100 career wins at Northwestern
- » At 47 years old, Fitzgerald is still the fourth youngest head coach in the Big Ten.

ACTIVE COACHES WITH 100+ WINS IN FBS





2021-22 Northwestern Football
Game Results
All games

Team Results

	Date	Opponent		Score	Overall	Conf	Time	Attend
*	09/03/2021	Michigan St.	L	21-38	0-1	0-1	3:29	34248
	09/11/2021	Indiana St.	W	24-6	1-1	0-1	2:55	26181
	09/18/2021	at Duke	L	23-30	1-2	0-1	3:31	12323
	09/25/2021	Ohio	W	35-6	2-2	0-1	3:12	27129
*	10/02/2021	at Nebraska	L	7-56	2-3	0-2	3:05	87364
*	10/16/2021	Rutgers	W	21-7	3-3	1-2	3:21	30218
*	10/23/2021	at Michigan	L	7-33	3-4	1-3	3:20	109449
*	10/30/2021	Minnesota	L	14-41	3-5	1-4	2:56	28158
*	11/06/2021	Iowa	L	12-17	3-6	1-5	3:30	38141
*	11/13/2021	at Wisconsin	L	7-35	3-7	1-6	3:13	73194
*	11/20/2021	vs Purdue	L	14-32	3-8	1-7	3:08	31500
*	11/27/2021	at Illinois	L	14-47	3-9	1-8	3:21	27624



**2021-22 Northwestern Football
Team Game-by-Game
All games**

Date	Opponent	Rushing				Receiving				Passing				Kick Returns				Punt Returns				tot off		
		no.	yds	td	lg	no.	yds	td	lg	cmp	att	int	yds	td	lg	no.	yds	td	lg	no.	yds		td	lg
09/03/2021	Michigan St.	38	117	0	49	30	283	3	47	30	43	0	283	3	47	3	62	0	29	1	13	0	13	400
09/11/2021	Indiana St.	46	209	2	20	9	66	1	25	9	16	1	66	1	25	0	0	0	0	4	166	0	65	275
09/18/2021	at Duke	32	157	1	25	19	260	2	44	19	39	3	260	2	44	1	10	0	10	3	16	0	14	417
09/25/2021	Ohio	51	373	4	90	12	88	0	20	12	20	0	88	0	20	0	0	0	0	1	13	0	13	461
10/02/2021	at Nebraska	26	37	0	11	25	256	1	43	25	40	0	256	1	43	1	18	0	18	0	0	0	0	293
10/16/2021	Rutgers	48	135	1	27	18	267	2	64	18	33	0	267	2	64	1	0	0	0	2	3	0	3	402
10/23/2021	at Michigan	23	100	1	75	16	133	0	29	16	32	1	133	0	29	3	46	0	16	1	9	0	9	233
10/30/2021	Minnesota	31	143	0	30	11	98	2	18	11	22	0	98	2	18	3	47	0	21	1	1	0	1	241
11/06/2021	Iowa	31	93	0	24	25	270	1	38	25	44	3	270	1	38	1	0	0	0	1	11	0	10	363
11/13/2021	at Wisconsin	34	114	0	49	13	125	0	39	13	26	4	125	0	39	2	43	0	24	1	0	0	0	239
11/20/2021	vs Purdue	44	144	1	21	18	159	1	46	18	25	1	159	1	46	3	44	0	22	0	0	0	0	303
11/27/2021	at Illinois	48	109	2	17	12	123	0	27	12	25	1	123	0	27	1	17	0	17	1	8	0	8	232
Northwestern		452	1731	12	90	208	2128	13	64	208	365	14	2128	13	64	19	287	0	29	16	240	0	65	3859
Opponents		480	2556	31	83	241	2598	11	70	241	359	6	2598	11	70	25	426	0	37	21	189	0	37	5154

Northwestern Averages

Games	Avg/ rush	Avg/ catch	Pass effic	KR avg	PR avg	All purpose avg/game	Total offense avg/game
12	3.8	10.2	110.0	15.1	15.0	367.9	321.6

Date	Opponent	Tackles			Sacks	Fumble	Pass Defense			blkd	PAT attempts			off				
		ua	a	total	tfl-yds	no-yds	ff	fr-yds	int-yds	qbh	brup	kick	kick	rush	rcv	saf	t/o	pts
09/03/2021	Michigan St.	41	8	49	2.0-11	2-11	1	1-0	0-0	3	2	0	3-3	0	0	0	7	21
09/11/2021	Indiana St.	36	4	40	5.0-20	3-18	1	0-0	0-0	4	4	0	3-3	0	0	0	0	24
09/18/2021	at Duke	45	68	113	7.0-13	1-5	2	3-0	1-0	2	6	0	2-2	0	0	0	7	23
09/25/2021	Ohio	48	14	62	4.0-24	4-24	1	1-0	2-26	3	1	0	3-3	1	0	0	14	35
10/02/2021	at Nebraska	32	44	76	2.0-2	0-0	0	0-0	0-0	1	1	0	1-1	0	0	0	0	7
10/16/2021	Rutgers	45	18	63	11.0-43	4-19	2	1-0	0-0	4	5	0	3-3	0	0	0	0	21
10/23/2021	at Michigan	53	48	101	1.0-10	1-10	2	2-0	0-0	0	3	0	1-1	0	0	0	0	7
10/30/2021	Minnesota	44	32	76	1.0-2	0-0	0	0-0	1-0	0	3	0	2-2	0	0	0	0	14
11/06/2021	Iowa	53	10	63	7.0-16	2-8	0	0-0	0-0	4	2	1	0-0	0	0	0	0	12
11/13/2021	at Wisconsin	47	24	71	1.0-1	0-0	1	2-49	1-0	0	2	0	1-1	0	0	0	7	7
11/20/2021	vs Purdue	36	28	64	4.0-15	1-8	0	0-0	0-0	3	2	0	2-2	0	0	0	0	14
11/27/2021	at Illinois	37	22	59	2.0-7	1-6	0	0-0	1-3	3	4	0	2-2	0	0	0	0	14
Northwestern		517	320	837	47.0-164	19-109	10	10-49	6-29	27	35	1	23-23	1	0	0	35	199
Opponents		517	236	753	79.0-356	28-209	10	9-25	14-134	32	46	2	39-39	0	0	0	67	348

Date	Opponent	Punting									Field Goals			Kickoffs				
		no.	yds	avg	long	blkd	tb	fc	50+	i20	md-att	long	blkd	no.	yds	avg	tb	ob
09/03/2021	Michigan St.	5	195	39.0	48	0	0	4	0	1	0-2	0	0	4	188	47.0	1	0
09/11/2021	Indiana St.	4	175	43.8	53	0	0	3	1	1	1-1	47	0	5	309	61.8	2	0
09/18/2021	at Duke	5	224	44.8	55	0	0	2	1	2	1-1	25	0	5	315	63.0	1	0
09/25/2021	Ohio	4	189	47.3	54	0	0	1	2	2	2-3	26	0	7	429	61.3	1	0
10/02/2021	at Nebraska	6	261	43.5	51	0	0	6	2	3	0-0	0	0	2	130	65.0	2	0
10/16/2021	Rutgers	7	279	39.9	55	0	0	2	1	3	0-1	0	0	4	258	64.5	1	0
10/23/2021	at Michigan	7	256	36.6	52	1	0	1	1	1	0-1	0	0	2	122	61.0	0	0
10/30/2021	Minnesota	3	148	49.3	53	0	0	1	2	0	0-0	0	0	3	136	45.3	0	0
11/06/2021	Iowa	7	242	34.6	40	0	0	3	0	2	2-2	30	0	4	179	44.8	0	1
11/13/2021	at Wisconsin	5	199	39.8	58	0	0	2	1	3	0-1	0	0	2	102	51.0	0	0
11/20/2021	vs Purdue	2	82	41.0	44	0	0	1	0	0	0-1	0	1	2	107	53.5	0	0
11/27/2021	at Illinois	8	296	37.0	46	0	0	5	0	0	0-0	0	0	3	152	50.7	0	0



**2021-22 Northwestern Football
Opponents Game-by-Game
All games**

Date	Opponent	Rushing				Receiving				Passing				Kick Returns				Punt Returns				tot off		
		no.	yds	td	lg	no.	yds	td	lg	cmp	att	int	yds	td	lg	no.	yds	td	lg	no.	yds		td	lg
09/03/2021	Michigan St.	37	326	4	75	15	185	1	26	15	26	0	185	1	26	1	12	0	12	0	0	0	0	511
09/11/2021	Indiana St.	22	31	0	8	22	138	1	17	22	35	0	138	1	17	3	56	0	19	1	2	0	2	169
09/18/2021	at Duke	53	208	2	21	32	350	1	50	32	45	1	350	1	50	3	64	0	32	2	23	0	12	558
09/25/2021	Ohio	31	179	1	55	21	169	0	21	21	32	2	169	0	21	6	123	0	37	2	13	0	11	348
10/02/2021	at Nebraska	53	427	7	83	15	230	1	70	15	21	0	230	1	70	0	0	0	0	0	0	0	0	657
10/16/2021	Rutgers	34	63	0	14	19	159	1	46	19	32	0	159	1	46	3	50	0	29	3	22	0	14	222
10/23/2021	at Michigan	54	294	4	24	23	163	0	18	23	32	0	163	0	18	2	41	0	23	4	28	0	19	457
10/30/2021	Minnesota	53	308	4	41	12	134	0	24	12	17	1	134	0	24	0	0	0	0	1	13	0	13	442
11/06/2021	Iowa	38	185	2	41	20	176	0	26	20	32	0	176	0	26	3	24	0	11	3	13	0	10	361
11/13/2021	at Wisconsin	44	268	3	37	19	229	2	24	19	25	1	229	2	24	2	26	0	22	1	0	0	0	497
11/20/2021	vs Purdue	23	50	0	11	29	423	3	53	29	39	0	423	3	53	2	30	0	17	1	9	0	9	473
11/27/2021	at Illinois	38	217	4	31	14	242	1	56	14	23	1	242	1	56	0	0	0	0	3	66	0	37	459
Opponents		480	2556	31	83	241	2598	11	70	241	359	6	2598	11	70	25	426	0	37	21	189	0	37	5154
Northwestern		452	1731	12	90	208	2128	13	64	208	365	14	2128	13	64	19	287	0	29	16	240	0	65	3859

Opponents Averages

Games	Avg/ rush	Avg/ catch	Pass effic	KR avg	PR avg	All purpose avg/game	Total offense avg/game
12	5.3	10.8	134.7	17.0	9.0	491.9	429.5

Date	Opponent	Tackles			Sacks	Fumble	Pass Defense			blkd	PAT attempts			off				
		ua	a	total	tfl-yds	no-yds	ff	fr-yds	int-yds	qbh	brup	kick	kick	rush	rcv	saf	t/o	pts
09/03/2021	Michigan St.	55	18	73	7.0-29	3-18	0	0-0	0-0	3	5	0	5-5	0	0	0	0	38
09/11/2021	Indiana St.	51	6	57	9.0-43	2-17	0	2-0	1-0	1	2	0	0-0	0	0	0	0	6
09/18/2021	at Duke	29	46	75	6.0-26	3-23	3	2-0	3-29	3	6	0	3-3	0	0	0	13	30
09/25/2021	Ohio	56	6	62	4.0-9	0-0	0	1-0	0-0	2	2	0	0-0	0	0	0	0	6
10/02/2021	at Nebraska	37	26	63	7.0-50	4-38	3	1-0	0-0	3	2	0	8-8	0	0	0	0	56
10/16/2021	Rutgers	48	24	72	5.0-26	0-0	1	0-0	0-0	3	7	0	1-1	0	0	0	0	7
10/23/2021	at Michigan	27	20	47	4.0-19	1-12	0	1-0	1-23	4	7	1	3-3	0	0	0	6	33
10/30/2021	Minnesota	39	4	43	4.0-14	2-10	1	1-25	0-0	0	0	0	5-5	0	0	0	7	41
11/06/2021	Iowa	46	12	58	5.0-28	3-24	0	0-0	3-0	8	4	0	2-2	0	0	0	7	17
11/13/2021	at Wisconsin	32	30	62	12.0-46	3-25	1	0-0	4-48	1	3	0	5-5	0	0	0	21	35
11/20/2021	vs Purdue	56	8	64	8.0-28	4-22	0	0-0	1-15	2	3	1	2-2	0	0	0	0	32
11/27/2021	at Illinois	41	36	77	8.0-38	3-20	1	1-0	1-19	2	5	0	5-5	0	0	0	13	47
Opponents		517	236	753	79.0-356	28-209	10	9-25	14-134	32	46	2	39-39	0	0	0	67	348
Northwestern		517	320	837	47.0-164	19-109	10	10-49	6-29	27	35	1	23-23	1	0	0	35	199

Date	Opponent	Punting										Field Goals			Kickoffs			
		no.	yds	avg	long	blkd	tb	fc	50+	i20	md-att	long	blkd	no.	yds	avg	tb	ob
09/03/2021	Michigan St.	4	189	47.3	57	0	1	0	1	1	1-2	37	0	8	439	54.9	4	0
09/11/2021	Indiana St.	9	368	40.9	53	0	0	2	2	3	0-0	0	0	2	104	52.0	1	0
09/18/2021	at Duke	4	183	45.8	64	0	0	0	1	0	3-4	50	0	7	400	57.1	3	0
09/25/2021	Ohio	7	281	40.1	45	0	0	1	0	4	0-1	0	0	1	65	65.0	1	0
10/02/2021	at Nebraska	1	84	84.0	84	0	0	0	1	1	0-0	0	0	9	574	63.8	5	0
10/16/2021	Rutgers	9	403	44.8	56	0	0	3	1	4	0-1	0	0	2	116	58.0	1	0
10/23/2021	at Michigan	3	143	47.7	48	0	1	0	0	0	2-3	44	0	7	438	62.6	2	0
10/30/2021	Minnesota	1	46	46.0	46	0	0	0	0	0	2-2	30	0	8	484	60.5	2	0
11/06/2021	Iowa	9	327	36.3	55	1	1	3	1	4	1-1	25	0	4	249	62.3	2	0
11/13/2021	at Wisconsin	4	190	47.5	68	0	1	1	2	2	0-0	0	0	6	338	56.3	0	0
11/20/2021	vs Purdue	1	38	38.0	38	0	0	1	0	0	4-5	38	0	8	427	53.4	0	1
11/27/2021	at Illinois	3	129	43.0	48	0	0	1	0	3	4-4	49	0	9	583	64.8	8	0



2021-22 Northwestern Football
Overall Team Statistics
All games

Team Statistics

	NU	OPP
Scoring	199	348
Points per game	16.6	29.0
Points Off Turnovers	35	67
First Downs	208	258
Rushing	110	121
Passing	85	123
Penalty	13	14
Rushing Yardage	1731	2556
Yards gained rushing	2119	2766
Yards lost rushing	388	210
Rushing attempts	452	480
Average per rush	3.8	5.3
Average per game	144.3	213.0
TDs Rushing	12	31
Passing Yardage	2128	2598
Comp-Att-Int	208-365-14	241-359-6
Average per pass	5.8	7.2
Average per catch	10.2	10.8
Average per game	177.3	216.5
TDs Passing	13	11
Total offense	3859	5154
Total plays	817	839
Average per play	4.7	6.1
Average per game	321.6	429.5
Kick returns: #-Yards	19-287	25-426
Punt returns: #-Yards	16-240	21-189
Int returns: #-Yards	6-29	14-134
Kick return average	15.1	17.0
Punt return average	15.0	9.0
Int return average	4.8	9.6
Fumbles-Lost	19-8	13-9
Penalties-Yards	57-508	72-614
Average per game	42.3	51.2
Punts-Yards	63-2546	55-2381
Average per punt	40.4	43.3
Net punt average	37.4	37.0
Kickoffs-Yards	43-2427	71-4217
Average per kick	56.4	59.4
Net kick average	38.7	39.4
Time of possession / game	28:20	31:38
3rd-down conversion	64/179	74/173
3rd-down pct	36%	43%
4rd-down conversion	16/32	7/12



**2021-22 Northwestern Football
Overall Team Statistics
All games**

	NU	OPP
4rd-down pct	50%	58%
Sacks by-Yards	19-109	28-209
Misc Yards	0	0
Touchdowns scored	26	43
Field goals - attempts	6-13	17-23
On-Side kicks	0-0	1-1
Red-zone scores	(23-34) 68%	(43-52) 83%
Red-zone touchdowns	(18-34) 53%	(29-52) 56%
PAT-attempts	(23-23) 100%	(39-39) 100%
2-point conversion-attempts	(1-3) 33%	(0-3) 0%
Attendance	184075	309954
Games / Avg per game	6/30679	5/61991
Neutral site games	-	1/31500

Score by Periods

Team	1st	2nd	3rd	4th	OT	TOT
Northwestern	42	55	26	76	0	199
Opponents	90	118	71	69	0	348



**2021-22 Northwestern Football
Overall Defense Statistics
All games**

Team Defense

##	Player	gp	Tackles				tfl/yds	Sacks		Pass defense			Fumbles		blkd	
			ua	a	tot	no-yds		int-yds	brup	qbh	fr-yds	ff	kick	saf		
28	Chris Bergin	12	84	57	141	4.5-8	0.5-3	1-0	1	2	1-0	1	.	.		
32	Bryce Gallagher	12	51	38	89	5-9	1-2	.	.	1		
16	Brandon Joseph	12	54	26	80	1.5-10	1-10	3-26	4	.	1-0	.	.	.		
0	Coco Azema	11	47	25	72	3-10	.	.	4	1	1-0	2	.	.		
40	Peter McIntyre	12	30	37	67	4-6	.	.	.	1		
2	Cameron Mitchell	12	39	9	48	0.5-1	.	.	6	1	1-0	1	.	.		
11	A.J. Hampton, Jr.	12	34	6	40	.	.	.	13	.	2-49	1	.	.		
99	Adetomiwa Adebawore	12	25	10	35	8.5-40	4.5-25	.	3	12	.	2	.	.		
24	Rod Heard II	12	24	7	31	2-4	.	.	1	.	1-0	2	.	.		
54	Jeremy Meiser	12	21	8	29	7-23	4-20	.	2	3		
91	Samdup Miller	7	13	14	27	2.5-14	1.5-12	.	1		
5	Jeffery Pooler, Jr.	12	8	18	26	4.5-18	3.5-16	.	.	2		
22	Bryce Jackson	12	17	7	24	.	.	1-0		
96	Trevor Kent	11	10	9	19	1.5-8	1-8	.	.	1	1-0	.	.	.		
34	Xander Mueller	11	9	10	19	0.5-4	0.5-4	1	.	.		
47	Troy Hudetz	12	6	8	14	.	.	1-3		
97	Sean McLaughlin	12	8	4	12	1.5-9	1.5-9	.	.	1	1-0	.	.	.		
23	Raymond Niro III	12	4	7	11	1	.		
1	Joe Spivak	11	5	3	8	1		
94	Jason Gold, Jr.	6	2	3	5	0.5-0		
13	Garnett Hollis Jr.	5	2	3	5		
44	Khalid Jones	4	3	1	4	1		
46	Devin O'Rourke	11	4	.	4		
25	Jaheem Joseph	9	.	4	4		
20	Trent Carrington	10	3	.	3		
57	Greyson Metz	12	1	2	3		
48	Peter Snodgrass	12	.	2	2		
69	Charlie Schmidt	12	2	.	2		
76	Ethan Wiederkehr	12	2	.	2		
17	Bryce Kirtz	5	1	.	1		
87	Thomas Gordon	11	1	.	1		
21	Tyler Haskins	11	.	1	1		
5	Stephon Robinson, Jr.	11	1	.	1		
6	Malik Washington	12	1	.	1		
33	Michael Jansey, Jr.	4	1	.	1		
88	Marshall Lang	12	1	.	1		
7	Ore Adeyi	2	.	1	1		
31	Jaylen Rivers	2	1	.	1		
8	TeRah Edwards	4	1	.	1		
18	Genson Hooper Price	8	1	.	1		
77	Peter Skoronski	12	1-0	.	.	.		



2021-22 Northwestern Football
Team Game Highs
All games

Northwestern - Game Highs

RUSHES	51	Ohio (09/25/2021)
YARDS RUSHING	373	Ohio (09/25/2021)
YARDS PER RUSH	7.3	Ohio (09/25/2021)
TD RUSHES	4	Ohio (09/25/2021)
PASS ATTEMPTS	44	Iowa (11/06/2021)
PASS COMPLETIONS	30	Michigan St. (09/03/2021)
YARDS PASSING	283	Michigan St. (09/03/2021)
YARDS PER PASS	8.1	Rutgers (10/16/2021)
TD PASSES	3	Michigan St. (09/03/2021)
TOTAL PLAYS	81	Rutgers (10/16/2021)
	81	Michigan St. (09/03/2021)
TOTAL OFFENSE	461	Ohio (09/25/2021)
YARDS PER PLAY	6.5	Ohio (09/25/2021)
POINTS	35	Ohio (09/25/2021)
SACKS BY	4	Ohio (09/25/2021)
	4	Rutgers (10/16/2021)
FIRST DOWNS	22	Ohio (09/25/2021)
	22	at Duke (09/18/2021)
PENALTIES	9	Iowa (11/06/2021)
PENALTY YARDS	70	Iowa (11/06/2021)
TURNOVERS	5	at Duke (09/18/2021)
PUNTS	8	at Illinois (11/27/2021)
PUNTING AVG	49.3	Minnesota (10/30/2021)
LONG PUNT	58	at Wisconsin (11/13/2021)
PUNTS INSIDE 20	3	Rutgers (10/16/2021)
	3	at Wisconsin (11/13/2021)
	3	at Nebraska (10/02/2021)
LONG PUNT RETURN	65	Indiana St. (09/11/2021)



2021-22 Northwestern Football
Opponent Match Highs
All games

Opponent - Game Highs

RUSHES	54	at Michigan (10/23/2021)
YARDS RUSHING	427	at Nebraska (10/02/2021)
YARDS PER RUSH	8.8	Michigan St. (09/03/2021)
TD RUSHES	7	at Nebraska (10/02/2021)
PASS ATTEMPTS	45	at Duke (09/18/2021)
PASS COMPLETIONS	32	at Duke (09/18/2021)
YARDS PASSING	423	vs Purdue (N) (11/20/2021)
YARDS PER PASS	11.0	at Nebraska (10/02/2021)
TD PASSES	3	vs Purdue (N) (11/20/2021)
TOTAL PLAYS	98	at Duke (09/18/2021)
TOTAL OFFENSE	657	at Nebraska (10/02/2021)
YARDS PER PLAY	8.9	at Nebraska (10/02/2021)
POINTS	56	at Nebraska (10/02/2021)
SACKS BY	4 4	vs Purdue (N) (11/20/2021) at Nebraska (10/02/2021)
FIRST DOWNS	29	at Nebraska (10/02/2021)
PENALTIES	11	Rutgers (10/16/2021)
PENALTY YARDS	104	at Duke (09/18/2021)
TURNOVERS	3 3 3	Ohio (09/25/2021) at Wisconsin (11/13/2021) at Duke (09/18/2021)
PUNTS	9 9 9	Rutgers (10/16/2021) Iowa (11/06/2021) Indiana St. (09/11/2021)
PUNTING AVG	84.0	at Nebraska (10/02/2021)
LONG PUNT	84	at Nebraska (10/02/2021)
PUNTS INSIDE 20	4 4 4	Rutgers (10/16/2021) Iowa (11/06/2021) Ohio (09/25/2021)
LONG PUNT RETURN	37	at Illinois (11/27/2021)



2021-22 Northwestern Football
Individual Game Highs
All games

Northwestern - Individual Game Highs

RUSHES	32	Evan Hull at Illinois (11/27/2021)
YARDS RUSHING	216	Evan Hull vs Ohio (09/25/2021)
TD RUSHES	2	Evan Hull vs Ohio (09/25/2021)
	2	Evan Hull vs Indiana St. (09/11/2021)
LONG RUSH	90	Evan Hull vs Ohio (09/25/2021)
PASS ATTEMPTS	44	Andrew Marty vs Iowa (11/06/2021)
PASS COMPLETIONS	30	Hunter Johnson vs Michigan St. (09/03/2021)
YARDS PASSING	283	Hunter Johnson vs Michigan St. (09/03/2021)
TD PASSES	3	Hunter Johnson vs Michigan St. (09/03/2021)
LONG PASS	64	Ryan Hilinski vs Rutgers (10/16/2021)
RECEPTIONS	8	Stephon Robinson, Jr. at Nebraska (10/02/2021)
YARDS RECEIVING	116	Stephon Robinson, Jr. at Nebraska (10/02/2021)
TD RECEPTIONS	2	Trey Pugh vs Michigan St. (09/03/2021)
LONG RECEPTION	64	Malik Washington vs Rutgers (10/16/2021)
PUNTS	7	Derek Adams at Illinois (11/27/2021)
	7	Derek Adams vs Iowa (11/06/2021)
	7	Derek Adams vs Rutgers (10/16/2021)
PUNTING AVG	49.3	Derek Adams vs Minnesota (10/30/2021)
LONG PUNT	58	Derek Adams at Wisconsin (11/13/2021)
PUNTS INSIDE 20	3	Derek Adams vs Rutgers (10/16/2021)
LONG PUNT RETURN	65	Brandon Joseph vs Indiana St. (09/11/2021)
LONG KICKOFF RETURN	29	Coco Azema vs Michigan St. (09/03/2021)
TACKLES	19	Chris Bergin vs Minnesota (10/30/2021)
SACKS	1.5	Adetomiwa Adebawore vs Indiana St. (09/11/2021)
TACKLES FOR LOSS	4	Adetomiwa Adebawore vs Rutgers (10/16/2021)



**2021-22 Northwestern Football
Opponent Individual Match Highs
All games**

Opponent - Individual Game Highs

RUSHES	25	Braelon Allen at Wisconsin (11/13/2021)
YARDS RUSHING	264	Kenneth Walker III vs Michigan St. (09/03/2021)
TD RUSHES	4	Kenneth Walker III vs Michigan St. (09/03/2021)
LONG RUSH	83	Zavier Betts at Nebraska (10/02/2021)
PASS ATTEMPTS	44	Gunnar Holmberg at Duke (09/18/2021)
PASS COMPLETIONS	31	Gunnar Holmberg at Duke (09/18/2021)
YARDS PASSING	423	Aidan O'Connell vs Purdue (N) (11/20/2021)
TD PASSES	3	Aidan O'Connell vs Purdue (N) (11/20/2021)
LONG PASS	70	Adrian Martinez at Nebraska (10/02/2021)
RECEPTIONS	12	David Bell vs Purdue (N) (11/20/2021)
YARDS RECEIVING	213	Milton Wright vs Purdue (N) (11/20/2021)
TD RECEPTIONS	3	Milton Wright vs Purdue (N) (11/20/2021)
LONG RECEPTION	70	Samori Toure at Nebraska (10/02/2021)
FIELD GOALS	4	James McCourt at Illinois (11/27/2021)
	4	Mitchell Fineran vs Purdue (N) (11/20/2021)
LONG FIELD GOALS	50	Charlie Ham at Duke (09/18/2021)
PUNTS	9	Adam Korsak vs Rutgers (10/16/2021)
	9	Travis Reiner vs Indiana St. (09/11/2021)
PUNTING AVG	84.0	William Przystup at Nebraska (10/02/2021)
LONG PUNT	84	William Przystup at Nebraska (10/02/2021)
PUNTS INSIDE 20	4	Tory Taylor vs Iowa (11/06/2021)
	4	Adam Korsak vs Rutgers (10/16/2021)
LONG PUNT RETURN	37	Donny Navarro at Illinois (11/27/2021)
LONG KICKOFF RETURN	37	De'Montre Tuggle vs Ohio (09/25/2021)
TACKLES	14	Leo Chenal at Wisconsin (11/13/2021)
SACKS	2	JoJo Domann at Nebraska (10/02/2021)
TACKLES FOR LOSS	3	Jack Sanborn at Wisconsin (11/13/2021)
	3	Leo Chenal at Wisconsin (11/13/2021)
	3	JoJo Domann at Nebraska (10/02/2021)
INTERCEPTIONS	2	Dane Belton vs Iowa (11/06/2021)



**2021-22 Northwestern Football
Individual Statistics
All games**

Rushing

Player	gp	att	gain	loss	net	avg	td	lg	avg/g
Evan Hull	12	196	1059	50	1009	5.1	7	90	84.1
Andrew Clair	12	63	362	13	349	5.5	1	32	29.1
Andrew Marty	7	51	192	100	92	1.8	1	25	13.1
Anthony Tyus III	9	50	214	4	210	4.2	1	16	23.3
Hunter Johnson	3	24	45	67	-22	-0.9	0	9	-7.3
Ryan Hilinski	9	23	27	94	-67	-2.9	1	8	-7.4
Stephon Robinson, Jr.	11	10	122	2	120	12.0	0	49	10.9
Marcus Cisco	3	8	39	0	39	4.9	0	16	13.0
Malik Washington	12	5	9	11	-2	-0.4	0	6	-0.2
Jake Arthurs	2	4	6	5	1	0.3	1	5	0.5
Raymond Niro III	12	2	1	8	-7	-3.5	0	1	-0.6
Carl Richardson	4	2	2	2	0	0.0	0	2	0.0
JJ Jefferson	7	2	12	6	6	3.0	0	12	0.9
Bryce Kirtz	5	1	4	0	4	4.0	0	4	0.8
Connor Newhouse	2	1	25	0	25	25.0	0	25	12.5
Derek Adams	12	1	0	5	-5	-5.0	0	0	-0.4
Calvin Johnson II	1	1	0	4	-4	-4.0	0	0	-4.0
Team	12	8	0	17	-17	-2.1	0	0	-1.4
Total	12	452	2119	388	1731	3.8	12	90	144.3
Opponents	12	480	2766	210	2556	5.3	31	83	213.0

Passing

Player	gp	effic	comp-att-int	pct	yds	td	lg	avg/g
Ryan Hilinski	9	101.7	95-176-4	54.0	978	3	64	108.7
Andrew Marty	7	121.1	66-110-6	60.0	707	6	40	101.0
Hunter Johnson	3	114.4	45-75-4	60.0	424	4	47	141.3
Carl Richardson	4	89.9	2-4-0	50.0	19	0	12	4.8
Total	12	110.0	208-365-14	57.0	2128	13	64	177.3
Opponents	12	134.7	241-359-6	67.1	2598	11	70	216.5

Receiving

Player	gp	no.	yds	avg	td	lg	avg/g
Stephon Robinson, Jr.	11	46	625	13.6	2	47	56.8
Malik Washington	12	44	578	13.1	2	64	48.2
Evan Hull	12	33	264	8.0	2	31	22.0
Bryce Kirtz	5	19	203	10.7	0	44	40.6
Marshall Lang	12	11	68	6.2	3	20	5.7
Andrew Clair	12	10	45	4.5	0	12	3.8
Charlie Mangieri	12	9	68	7.6	0	25	5.7
Jacob Gill	12	8	85	10.6	1	31	7.1
Trey Pugh	8	7	34	4.9	2	9	4.3
JJ Jefferson	7	5	61	12.2	0	32	8.7
Raymond Niro III	12	3	15	5.0	0	8	1.3
Berkeley Holman	5	3	25	8.3	1	17	5.0
Anthony Tyus III	9	3	16	5.3	0	12	1.8
Thomas Gordon	11	2	3	1.5	0	4	0.3
Wayne Dennis, Jr.	4	2	16	8.0	0	18	4.0
Genson Hooper Price	8	2	15	7.5	0	8	1.9
Jordan Mosely	4	1	7	7.0	0	7	1.8
Total	12	208	2128	10.2	13	64	177.3
Opponents	12	241	2598	10.8	11	70	216.5

Punt Returns

Player	no.	yds	avg	td	lg
JJ Jefferson	5	19	3.8	0	9
Brandon Joseph	4	114	28.5	0	65
Raymond Niro III	4	78	19.5	0	36
Bryce Kirtz	2	26	13.0	0	13
Evan Hull	1	3	3.0	0	3
Total	16	240	15.0	0	65
Opponents	21	189	9.0	0	37

Interceptions

Player	no.	yds	avg	td	lg
Brandon Joseph	3	26	8.7	0	26
Chris Bergin	1	0	0.0	0	0
Troy Hudetz	1	3	3.0	0	3
Bryce Jackson	1	0	0.0	0	0
Total	6	29	4.8	0	26
Opponents	14	134	9.6	0	31

Kick Returns

Player	no.	yds	avg	td	lg
Raymond Niro III	10	159	15.9	0	24
Coco Azema	3	62	20.7	0	29
Andrew Clair	2	14	7.0	0	14
JJ Jefferson	2	35	17.5	0	21
Stephon Robinson, Jr.	1	17	17.0	0	17
Thomas Gordon	1	0	0.0	0	0
Total	19	287	15.1	0	29
Opponents	25	426	17.0	0	37

Fumble Returns

Player	no.	yds	avg	td	lg
A.J. Hampton, Jr.	2	49	24.5	1	49
Coco Azema	1	0	0.0	0	0
Brandon Joseph	1	0	0.0	0	0
Cameron Mitchell	1	0	0.0	0	0
Chris Bergin	1	0	0.0	0	0
Trevor Kent	1	0	0.0	0	0
Rod Heard II	1	0	0.0	0	0
Peter Skoronski	1	0	0.0	0	0
Sean McLaughlin	1	0	0.0	0	0
Total	10	49	4.9	1	49
Opponents	9	25	2.8	1	25



**2021-22 Northwestern Football
Individual Statistics
All games**

Scoring

Player	td	fg	PAT				dpx	saf	pts
			kick	rush	rcv	pass			
Evan Hull	9	-	-	-	-	-	-	-	54
Charlie Kuhbander	-	6-13	21-21	-	-	-	-	-	39
Marshall Lang	3	-	-	-	-	-	-	-	18
Stephon Robinson, Jr.	2	-	-	1	-	-	-	-	14
Trey Pugh	2	-	-	-	-	-	-	-	12
Malik Washington	2	-	-	-	-	-	-	-	12
Andrew Clair	1	-	-	-	-	-	-	-	6
Ryan Hilinski	1	-	-	-	-	-	-	-	6
Berkeley Holman	1	-	-	-	-	-	-	-	6
Andrew Marty	1	-	-	-	-	-	-	-	6
A.J. Hampton, Jr.	1	-	-	-	-	-	-	-	6
Jake Arthurs	1	-	-	-	-	-	-	-	6
Jacob Gill	1	-	-	-	-	-	-	-	6
Anthony Tyus III	1	-	-	-	-	-	-	-	6
Trey Finison	-	-	1-1	-	-	-	-	-	1
Jack Olsen	-	-	1-1	-	-	-	-	-	1
Total	26	6-13	23-23	1	0	0	0	0	199
Opponents	43	17-23	39-39	0	0	0	0	0	348

Total Offense

Player	g	plays	rush	pass	total	avg/g
Evan Hull	12	196	1009	0	1009	84.1
Ryan Hilinski	9	199	-67	978	911	101.2
Andrew Marty	7	161	92	707	799	114.1
Hunter Johnson	3	99	-22	424	402	134.0
Andrew Clair	12	63	349	0	349	29.1
Anthony Tyus III	9	50	210	0	210	23.3
Stephon Robinson, Jr.	11	10	120	0	120	10.9
Marcus Cisco	3	8	39	0	39	13.0
Connor Newhouse	2	1	25	0	25	12.5
Carl Richardson	4	6	0	19	19	4.8
JJ Jefferson	7	2	6	0	6	0.9
Bryce Kirtz	5	1	4	0	4	0.8
Jake Arthurs	2	4	1	0	1	0.5
Malik Washington	12	5	-2	0	-2	-0.2
Calvin Johnson II	1	1	-4	0	-4	-4.0
Derek Adams	12	1	-5	0	-5	-0.4
Raymond Niro III	12	2	-7	0	-7	-0.6
Team	12	0	-17	0	-17	-1.4
Total	12	817	1731	2128	3859	321.6
Opponents	12	839	2556	2598	5154	429.5

Field Goals

Player	fg	pct.	01-19	20-29	30-39	40-49	50-99	lg	blk
Charlie Kuhbander	6-13	46.2	0-0	4-5	1-5	1-3	0-0	47	1
Opponents	17-23	73.9	0-0	9-9	5-8	2-3	1-3	50	0

FG Sequence

Team Name	Northwestern	Opponents
Michigan St.	44,38	60,(37)
Indiana St.	(47)	
Duke	(25)	(23),(27),(50),52
Rutgers	44	33
Ohio	24,(24),(26)	31
Purdue	38	37,(32),(25),(22),(38)
Illinois		(28),(25),(37),(49)
Minnesota		(26),(30)

Numbers in (parentheses) indicate field goal was made

Punting

Player	no.	yds	avg	lg	tb	fc	i20	50+	blk
Derek Adams	58	2408	41.5	58	0	28	16	11	0
Jake Genyk	4	138	34.5	40	0	3	2	0	0
Team	1	0	0.0	0	0	0	0	0	1
Total	63	2546	40.4	58	0	31	18	11	1
Opponents	55	2381	43.3	84	4	12	22	9	1

Kickoffs

Player	no.	yds	avg	tb	ob	retn	net	ydl
Charlie Kuhbander	38	2128	56.0	7	1			
Trey Finison	3	177	59.0	1	0			
Jack Olsen	2	122	61.0	0	0			
Total	43	2427	56.4	8	1	25	38.7	26
Opponents	71	4217	59.4	29	1	20	39.4	25



2021-22 Northwestern Football
Individual Statistics
All games

All Purpose

Player	g	rush	rcv	pr	kr	ir	total	avg/g
Evan Hull	12	1009	264	3	0	0	1276	106.3
Stephon Robinson, Jr.	11	120	625	0	17	0	762	69.3
Malik Washington	12	-2	578	0	0	0	576	48.0
Andrew Clair	12	349	45	0	14	0	408	34.0
Raymond Niro III	12	-7	15	78	159	0	245	20.4
Bryce Kirtz	5	4	203	26	0	0	233	46.6
Anthony Tyus III	9	210	16	0	0	0	226	25.1
Brandon Joseph	12	0	0	114	0	26	140	11.7
JJ Jefferson	7	6	61	19	35	0	121	17.3
Andrew Marty	7	92	0	0	0	0	92	13.1
Jacob Gill	12	0	85	0	0	0	85	7.1
Charlie Mangieri	12	0	68	0	0	0	68	5.7
Marshall Lang	12	0	68	0	0	0	68	5.7
Coco Azema	11	0	0	0	62	0	62	5.6
Marcus Cisco	3	39	0	0	0	0	39	13.0
Trey Pugh	8	0	34	0	0	0	34	4.3
Berkeley Holman	5	0	25	0	0	0	25	5.0
Connor Newhouse	2	25	0	0	0	0	25	12.5
Wayne Dennis, Jr.	4	0	16	0	0	0	16	4.0
Genson Hooper Price	8	0	15	0	0	0	15	1.9
Jordan Mosely	4	0	7	0	0	0	7	1.8
Troy Hudetz	12	0	0	0	0	3	3	0.3
Thomas Gordon	11	0	3	0	0	0	3	0.3
Jake Arthurs	2	1	0	0	0	0	1	0.5
Calvin Johnson II	1	-4	0	0	0	0	-4	-4.0
Derek Adams	12	-5	0	0	0	0	-5	-0.4
Hunter Johnson	3	-22	0	0	0	0	-22	-7.3
Ryan Hilinski	9	-67	0	0	0	0	-67	-7.4
Team	12	-17	0	0	0	0	-17	-1.4
Total	12	1731	2128	240	287	29	4415	367.9
Opponents	12	2556	2598	189	426	134	5903	491.9



2021-22 Northwestern Football Combined Team Statistics All games

Team Results

Date	Opponent		Score	Att.
* 09/03/2021	Michigan St.	L	21-38	34248
09/11/2021	Indiana St.	W	24-6	26181
09/18/2021	at Duke	L	23-30	12323
09/25/2021	Ohio	W	35-6	27129
* 10/02/2021	at Nebraska	L	7-56	87364
* 10/16/2021	Rutgers	W	21-7	30218
* 10/23/2021	at Michigan	L	7-33	109449
* 10/30/2021	Minnesota	L	14-41	28158
* 11/06/2021	Iowa	L	12-17	38141
* 11/13/2021	at Wisconsin	L	7-35	73194
* 11/20/2021	vs Purdue	L	14-32	31500
* 11/27/2021	at Illinois	L	14-47	27624

Rushing

Player	gp	att	gain	loss	net	avg	td	lg	avg/g
Evan Hull	12	196	1059	50	1009	5.1	7	90	84.1
Andrew Clair	12	63	362	13	349	5.5	1	32	29.1
Anthony Tyus III	9	50	214	4	210	4.2	1	16	23.3
Stephon Robinson, Jr.	11	10	122	2	120	12.0	0	49	10.9
Andrew Marty	7	51	192	100	92	1.8	1	25	13.1
Marcus Cisco	3	8	39	0	39	4.9	0	16	13.0
Connor Newhouse	2	1	25	0	25	25.0	0	25	12.5
JJ Jefferson	7	2	12	6	6	3.0	0	12	0.9
Bryce Kirtz	5	1	4	0	4	4.0	0	4	0.8
Jake Arthurs	2	4	6	5	1	0.3	1	5	0.5
Malik Washington	12	5	9	11	-2	-0.4	0	6	-0.2
Calvin Johnson II	1	1	0	4	-4	-4.0	0	0	-4.0
Derek Adams	12	1	0	5	-5	-5.0	0	0	-0.4
Raymond Niro III	12	2	1	8	-7	-3.5	0	1	-0.6
Hunter Johnson	3	24	45	67	-22	-0.9	0	9	-7.3
Ryan Hilinski	9	23	27	94	-67	-2.9	1	8	-7.4
Team	12	8	0	17	-17	-2.1	0	0	-1.4
Total	12	452	2119	388	1731	3.8	12	90	144.3
Opponents	12	480	2766	210	2556	5.3	31	83	213.0

Passing

Player	gp	effic	comp-att-int	pct	yds	td	lg	avg/g
Ryan Hilinski	9	101.7	95-176-4	54.0	978	3	64	108.7
Andrew Marty	7	121.1	66-110-6	60.0	707	6	40	101.0
Hunter Johnson	3	114.4	45-75-4	60.0	424	4	47	141.3
Carl Richardson	4	89.9	2-4-0	50.0	19	0	12	4.8
Total	12	110.0	208-365-14	57.0	2128	13	64	177.3
Opponents	12	134.7	241-359-6	67.1	2598	11	70	216.5

Receiving

Player	gp	no.	yds	avg	td	lg	avg/g
Stephon Robinson, Jr.	11	46	625	13.6	2	47	56.8
Malik Washington	12	44	578	13.1	2	64	48.2
Evan Hull	12	33	264	8.0	2	31	22.0
Bryce Kirtz	5	19	203	10.7	0	44	40.6
Marshall Lang	12	11	68	6.2	3	20	5.7
Andrew Clair	12	10	45	4.5	0	12	3.8
Charlie Mangieri	12	9	68	7.6	0	25	5.7
Jacob Gill	12	8	85	10.6	1	31	7.1
Trey Pugh	8	7	34	4.9	2	9	4.3
JJ Jefferson	7	5	61	12.2	0	32	8.7
Raymond Niro III	12	3	15	5.0	0	8	1.3
Berkeley Holman	5	3	25	8.3	1	17	5.0
Anthony Tyus III	9	3	16	5.3	0	12	1.8
Thomas Gordon	11	2	3	1.5	0	4	0.3
Wayne Dennis, Jr.	4	2	16	8.0	0	18	4.0
Genson Hooper Price	8	2	15	7.5	0	8	1.9
Jordan Mosely	4	1	7	7.0	0	7	1.8
Total	12	208	2128	10.2	13	64	177.3
Opponents	12	241	2598	10.8	11	70	216.5

Game Records

Record	Overall	Home	Away	Neutral
ALL GAMES	3-9	3-3	0-5	0-1
CONFERENCE	1-8	1-3	0-4	0-1
NON-CONFERENCE	2-1	2-0	0-1	0-0

Team Statistics

	NU	OPP
First Downs	208	258
Rushing	110	121
Passing	85	123
Penalty	13	14
Rushing Yardage	1731	2556
Rushing attempts	452	480
Average per rush	3.8	5.3
Average per game	144.3	213.0
TDs Rushing	12	31
Passing Yardage	2128	2598
Comp-Att-Int	208-365-14	241-359-6
Average per pass	5.8	7.2
Average per catch	10.2	10.8
Average per game	177.3	216.5
TDs Passing	13	11
Total offense	3859	5154
Average per play	4.7	6.1
Average per game	321.6	429.5
Kick returns: #-Yards	19-287	25-426
Punt returns: #-Yards	16-240	21-189
Int returns: #-Yards	6-29	14-134
Fumbles-Lost	19-8	13-9
Penalties-Yards	57-508	72-614
Punts-Avg	63-40.4	55-43.3
Time of possession / game	28:20	31:38
3rd-down conversion	64/179	74/173
4rd-down conversion	16/32	7/12
PAT-attempts	(23-23) 100%	(39-39) 100%
2-point conversion-attempts	(1-3) 33%	(0-3) 0%

Interceptions

Player	no.	yds	avg	td	lg
Brandon Joseph	3	26	8.7	0	26
Chris Bergin	1	0	0.0	0	0
Troy Hudetz	1	3	3.0	0	3
Bryce Jackson	1	0	0.0	0	0
Total	6	29	4.8	0	26
Opponents	14	134	9.6	0	31



2021-22 Northwestern Football Combined Team Statistics All games

Page 2/4
as of Aug 22, 2022

Field Goals

Player	fg	pct.	01-19	20-29	30-39	40-49	50-99	lg	blk
Charlie Kuhbander	6-13	46.2	0-0	4-5	1-5	1-3	0-0	47	1
Opponents	17-23	73.9	0-0	9-9	5-8	2-3	1-3	50	0

Scoring

Player	td	fg	PAT						saf	pts
			kick	rush	rcv	pass	dpx	blk		
Evan Hull	9	-	-	-	-	-	-	-	54	
Charlie Kuhbander	-	6-13	21-21	-	-	-	-	-	39	
Marshall Lang	3	-	-	-	-	-	-	-	18	
Stephon Robinson, Jr.	2	-	-	1	-	-	-	-	14	
Trey Pugh	2	-	-	-	-	-	-	-	12	
Malik Washington	2	-	-	-	-	-	-	-	12	
Andrew Clair	1	-	-	-	-	-	-	-	6	
Ryan Hilinski	1	-	-	-	-	-	-	-	6	
Berkeley Holman	1	-	-	-	-	-	-	-	6	
Andrew Marty	1	-	-	-	-	-	-	-	6	
A.J. Hampton, Jr.	1	-	-	-	-	-	-	-	6	
Jake Arthurs	1	-	-	-	-	-	-	-	6	
Jacob Gill	1	-	-	-	-	-	-	-	6	
Anthony Tyus III	1	-	-	-	-	-	-	-	6	
Trey Finison	-	-	1-1	-	-	-	-	-	1	
Jack Olsen	-	-	1-1	-	-	-	-	-	1	
Total	26	6-13	23-23	1	0	0	0	0	199	
Opponents	43	17-23	39-39	0	0	0	0	0	348	

Score by Periods

Team	1st	2nd	3rd	4th	OT	TOT
Northwestern	42	55	26	76	0	199
Opponents	90	118	71	69	0	348

Punting

Player	no.	yds	avg	lg	tb	fc	i20	50+	blk
Derek Adams	58	2408	41.5	58	0	28	16	11	0
Jake Genyk	4	138	34.5	40	0	3	2	0	0
Team	1	0	0.0	0	0	0	0	0	1
Total	63	2546	40.4	58	0	31	18	11	1
Opponents	55	2381	43.3	84	4	12	22	9	1

Punt Returns

Player	no.	yds	avg	td	lg
JJ Jefferson	5	19	3.8	0	9
Brandon Joseph	4	114	28.5	0	65
Raymond Niro III	4	78	19.5	0	36
Bryce Kirtz	2	26	13.0	0	13
Evan Hull	1	3	3.0	0	3
Total	16	240	15.0	0	65
Opponents	21	189	9.0	0	37

Kick Returns

Player	no.	yds	avg	td	lg
Raymond Niro III	10	159	15.9	0	24
Coco Azema	3	62	20.7	0	29
Andrew Clair	2	14	7.0	0	14
JJ Jefferson	2	35	17.5	0	21
Stephon Robinson, Jr.	1	17	17.0	0	17
Thomas Gordon	1	0	0.0	0	0
Total	19	287	15.1	0	29
Opponents	25	426	17.0	0	37

All Purpose

Player	g	rush	rcv	pr	kr	ir	total	avg/g
Evan Hull	12	1009	264	3	0	0	1276	106.3
Stephon Robinson, Jr.	11	120	625	0	17	0	762	69.3
Malik Washington	12	-2	578	0	0	0	576	48.0
Andrew Clair	12	349	45	0	14	0	408	34.0
Raymond Niro III	12	-7	15	78	159	0	245	20.4
Bryce Kirtz	5	4	203	26	0	0	233	46.6
Anthony Tyus III	9	210	16	0	0	0	226	25.1
Brandon Joseph	12	0	0	114	0	26	140	11.7
JJ Jefferson	7	6	61	19	35	0	121	17.3
Andrew Marty	7	92	0	0	0	0	92	13.1
Jacob Gill	12	0	85	0	0	0	85	7.1
Charlie Mangieri	12	0	68	0	0	0	68	5.7
Marshall Lang	12	0	68	0	0	0	68	5.7
Coco Azema	11	0	0	0	62	0	62	5.6
Marcus Cisco	3	39	0	0	0	0	39	13.0
Trey Pugh	8	0	34	0	0	0	34	4.3
Berkeley Holman	5	0	25	0	0	0	25	5.0
Connor Newhouse	2	25	0	0	0	0	25	12.5
Wayne Dennis, Jr.	4	0	16	0	0	0	16	4.0
Genson Hooper Price	8	0	15	0	0	0	15	1.9
Jordan Mosely	4	0	7	0	0	0	7	1.8
Troy Hudetz	12	0	0	0	0	3	3	0.3
Thomas Gordon	11	0	3	0	0	0	3	0.3
Jake Arthurs	2	1	0	0	0	0	1	0.5
Calvin Johnson II	1	-4	0	0	0	0	-4	-4.0
Derek Adams	12	-5	0	0	0	0	-5	-0.4
Hunter Johnson	3	-22	0	0	0	0	-22	-7.3
Ryan Hilinski	9	-67	0	0	0	0	-67	-7.4
Total	12	1731	2128	240	287	29	4415	367.9
Opponents	12	2556	2598	189	426	134	5903	491.9

Total Offense

Player	g	plays	rush	pass	total	avg/g
Evan Hull	12	196	1009	0	1009	84.1
Ryan Hilinski	9	199	-67	978	911	101.2
Andrew Marty	7	161	92	707	799	114.1
Hunter Johnson	3	99	-22	424	402	134.0
Andrew Clair	12	63	349	0	349	29.1
Anthony Tyus III	9	50	210	0	210	23.3
Stephon Robinson, Jr.	11	10	120	0	120	10.9
Marcus Cisco	3	8	39	0	39	13.0
Connor Newhouse	2	1	25	0	25	12.5
Carl Richardson	4	6	0	19	19	4.8
JJ Jefferson	7	2	6	0	6	0.9
Bryce Kirtz	5	1	4	0	4	0.8
Jake Arthurs	2	4	1	0	1	0.5
Malik Washington	12	5	-2	0	-2	-0.2
Calvin Johnson II	1	1	-4	0	-4	-4.0
Derek Adams	12	1	-5	0	-5	-0.4
Raymond Niro III	12	2	-7	0	-7	-0.6
Total	12	817	1731	2128	3859	321.6
Opponents	12	839	2556	2598	5154	429.5



**2021-22 Northwestern Football
Combined Team Statistics
All games**

##	Player	gp	Tackles				tfl/yds	Sacks		Pass defense			Fumbles		blkd	
			ua	a	tot			no-yds	int-yds	brup	qbh	fr-yds	ff	kick	saf	
28	Chris Bergin	12	84	57	141	4.5-8	0.5-3	1-0	1	2	1-0	1	.	.		
32	Bryce Gallagher	12	51	38	89	5-9	1-2	.	.	1		
16	Brandon Joseph	12	54	26	80	1.5-10	1-10	3-26	4	.	1-0	.	.	.		
0	Coco Azema	11	47	25	72	3-10	.	.	4	1	1-0	2	.	.		
40	Peter McIntyre	12	30	37	67	4-6	.	.	.	1		
2	Cameron Mitchell	12	39	9	48	0.5-1	.	.	6	1	1-0	1	.	.		
11	A.J. Hampton, Jr.	12	34	6	40	.	.	.	13	.	2-49	1	.	.		
99	Adetomiwa Adebawore	12	25	10	35	8.5-40	4.5-25	.	3	12	.	2	.	.		
24	Rod Heard II	12	24	7	31	2-4	.	.	1	.	1-0	2	.	.		
54	Jeremy Meiser	12	21	8	29	7-23	4-20	.	2	3		
91	Samdup Miller	7	13	14	27	2.5-14	1.5-12	.	1		
5	Jeffery Pooler, Jr.	12	8	18	26	4.5-18	3.5-16	.	.	2		
22	Bryce Jackson	12	17	7	24	.	.	1-0		
96	Trevor Kent	11	10	9	19	1.5-8	1-8	.	.	1	1-0	.	.	.		
34	Xander Mueller	11	9	10	19	0.5-4	0.5-4	1	.	.		
47	Troy Hudetz	12	6	8	14	.	.	1-3		
97	Sean McLaughlin	12	8	4	12	1.5-9	1.5-9	.	.	1	1-0	.	.	.		
23	Raymond Niro III	12	4	7	11	1	.		
1	Joe Spivak	11	5	3	8	1		
13	Garnett Hollis Jr.	5	2	3	5		
94	Jason Gold, Jr.	6	2	3	5	0.5-0		
25	Jaheem Joseph	9	.	4	4		
44	Khalid Jones	4	3	1	4	1		
46	Devin O'Rourke	11	4	.	4		
57	Greyson Metz	12	1	2	3		
20	Trent Carrington	10	3	.	3		
69	Charlie Schmidt	12	2	.	2		
76	Ethan Wiederkehr	12	2	.	2		
48	Peter Snodgrass	12	.	2	2		
88	Marshall Lang	12	1	.	1		
8	TeRah Edwards	4	1	.	1		
7	Ore Adeyi	2	.	1	1		
5	Stephon Robinson, Jr.	11	1	.	1		
17	Bryce Kirtz	5	1	.	1		
6	Malik Washington	12	1	.	1		
31	Jaylen Rivers	2	1	.	1		
87	Thomas Gordon	11	1	.	1		
33	Michael Jansey, Jr.	4	1	.	1		
21	Tyler Haskins	11	.	1	1		
18	Genson Hooper Price	8	1	.	1		
77	Peter Skoronski	12	1-0	.	.	.		
14	Charlie Kuhbander	12		



**2021-22 Northwestern Football
Games Played
All games**

#	Player	GP-GS	MSU	ISU	Duke	Ohio	Nebr	RU	Mich	MINN	Iowa	Wisc	Purdue	Illini
0	Coco Azema	11/9	XXX	...	XXX	START	START	START	START	START	START	START	START	START
0	Cole Freeman	0/0
1	Joe Spivak	11/9	START	START	START	START	START	XXX	...	XXX	START	START	START	START
2	Cameron Mitchell	12/12	START	START	START	START	START	START	START	START	START	START	START	START
2	Jordan Mosely	4/0	XXX	XXX	XXX	...	XXX
3	JJ Jefferson	7/3	XXX	START	START	START	XXX	XXX	XXX
4	Berkeley Holman	5/1	XXX	XXX	XXX	XXX	START
5	Stephon Robinson, Jr.	11/10	START	START	START	START	START	START	START	...	START	START	START	XXX
5	Jeffery Pooler, Jr.	12/5	XXX	START	XXX	START	XXX	XXX	XXX	XXX	XXX	START	START	START
6	Malik Washington	12/7	XXX	START	XXX	XXX	START	START	START	START	XXX	START	START	XXX
7	Andrew Marty	7/4	XXX	...	XXX	XXX	START	START	START	START
7	Ore Adeyi	2/0	XXX	XXX
8	Wayne Dennis, Jr.	4/0	XXX	XXX	XXX	XXX
8	TeRah Edwards	4/0	XXX	XXX	XXX	XXX
9	Donovan Sermons	1/0	XXX	...
9	Carl Richardson	4/0	XXX	XXX	...	XXX	XXX
10	Theran Johnson	3/0	XXX	XXX	XXX
10	Brendan Sullivan	0/0
11	Andrew Clair	12/0	XXX	XXX	XXX	XXX	XXX	XXX	XXX	XXX	XXX	XXX	XXX	XXX
11	A.J. Hampton, Jr.	12/8	XXX	XXX	XXX	START	START	START	START	START	START	START	START	XXX
12	Ryan Hilinski	9/5	XXX	START	START	START	START	START	...	XXX	XXX	XXX
12	Nigel Williams	5/0	XXX	XXX	XXX	XXX	XXX
13	Preston Bacon	4/0	XXX	...	XXX	XXX	XXX
13	Garnett Hollis Jr.	5/0	...	XXX	...	XXX	XXX	XXX	XXX
14	Charlie Kuhbander	12/0	XXX	XXX	XXX	XXX	XXX	XXX	XXX	XXX	XXX	XXX	XXX	XXX
14	Donnie Gray	0/0
15	Hunter Johnson	3/3	START	START	START
15	Trey Finison	4/0	...	XXX	...	XXX	XXX	XXX	...
16	Brandon Joseph	12/12	START	START	START	START	START	START	START	START	START	START	START	START
16	Zac Krause	1/0	XXX
17	Bryce Kirtz	5/5	START	START	START	START	START
18	Genson Hooper Price	8/1	XXX	XXX	XXX	XXX	XXX	XXX	XXX	START
18	Garner Wallace	0/0
19	Jacob Gill	12/0	XXX	XXX	XXX	XXX	XXX	XXX	XXX	XXX	XXX	XXX	XXX	XXX
20	Trent Carrington	10/0	XXX	XXX	XXX	XXX	XXX	XXX	XXX	XXX	XXX	...	XXX	...
20	Cam Porter	0/0
21	Tyler Haskins	11/0	XXX	XXX	XXX	XXX	XXX	XXX	XXX	XXX	XXX	...	XXX	XXX
22	Bryce Jackson	12/3	START	START	START	XXX	XXX	XXX	XXX	XXX	XXX	XXX	XXX	XXX
22	Connor Newhouse	2/0	XXX	XXX
23	Raymond Niro III	12/1	START	XXX	XXX	XXX	XXX	XXX	XXX	XXX	XXX	XXX	XXX	XXX
24	Rod Heard II	12/4	START	START	START	XXX	XXX	XXX	XXX	XXX	XXX	XXX	XXX	START
25	Jaheem Joseph	9/0	...	XXX	...	XXX	XXX	...	XXX	XXX	XXX	XXX	XXX	XXX
26	Evan Hull	12/11	XXX	START	START	START	START	START	START	START	START	START	START	START
27	Anthony Tyus III	9/1	START	XXX	XXX	XXX	XXX	XXX	XXX	XXX	XXX
28	Chris Bergin	12/12	START	START	START	START	START	START	START	START	START	START	START	START
29	Marcus Cisco	3/0	XXX	XXX	XXX
31	Jaylen Rivers	2/0	XXX	XXX
31	Jake Arthurs	2/0	XXX	XXX
32	Bryce Gallagher	12/10	XXX	XXX	START	START	START	START	START	START	START	START	START	START
33	Michael Jansey, Jr.	4/0	XXX	XXX	XXX	XXX
34	Xander Mueller	11/0	XXX	XXX	XXX	XXX	...	XXX	XXX	XXX	XXX	XXX	XXX	XXX
35	Jasper Stratton	0/0
36	Derek Adams	12/0	XXX	XXX	XXX	XXX	XXX	XXX	XXX	XXX	XXX	XXX	XXX	XXX
37	Mac Uihlein	2/0	XXX	...	XXX
38	Joe DeHaan	1/0	XXX
39	Aidan Hubbard	0/0
40	Peter McIntyre	12/12	START	START	START	START	START	START	START	START	START	START	START	START
41	Grayson Mann	4/0	XXX	...	XXX	XXX	...	XXX	...
42	Jason Whittaker	0/0
43	William Halkyard	4/0	...	XXX	...	XXX	XXX	XXX



**2021-22 Northwestern Football
Games Played
All games**

##	Player	GP-GS	MSU	ISU	Duke	Ohio	Nebr	RU	Mich	MINN	Iowa	Wisc	Purdue	Illini
44	Khalid Jones	4/2	START	START	XXX	XXX
45	Cullen Coleman	3/0	XXX	XXX	XXX	...
46	Devin O'Rourke	11/0	XXX	XXX	XXX	XXX	XXX	XXX	XXX	XXX	XXX	XXX	...	XXX
46	Hunter Renner	0/0
47	Troy Hudetz	12/0	XXX	XXX	XXX	XXX	XXX	XXX	XXX	XXX	XXX	XXX	XXX	XXX
48	Peter Snodgrass	12/0	XXX	XXX	XXX	XXX	XXX	XXX	XXX	XXX	XXX	XXX	XXX	XXX
48	Owen Bergin	1/0	XXX
49	Jacob Tabibian	0/0
50	PJ Spencer	1/0	XXX
52	Sam Gerak	9/8	START	START	START	...	START	START	START	START	START	XXX
52	Jordan Butler	8/1	XXX	XXX	XXX	XXX	XXX	...	XXX	...	XXX	START
53	Jaiden Cameron	1/0	XXX
54	Jeremy Meiser	12/11	XXX	START	START	START	START	START	START	START	START	START	START	START
55	Conrad Rowley	6/2	XXX	XXX	START	START	XXX	XXX
56	Josh Thompson	0/0
57	Greyson Metz	12/0	XXX	XXX	XXX	XXX	XXX	XXX	XXX	XXX	XXX	XXX	XXX	XXX
58	Najee Story	1/0	XXX
60	Carmine Bastone	0/0
62	Max Skidmore	3/0	XXX	XXX	XXX
63	Dom D'Antonio	10/2	...	XXX	XXX	XXX	XXX	XXX	XXX	XXX	...	XXX	START	START
65	Jackson Carsello	0/0
66	Braeden Edwards	0/0
68	Josh Priebe	9/9	START	START	...	START	START	START	START	START	START	START
69	Charlie Schmidt	12/12	START	START	START	START	START	START	START	START	START	START	START	START
71	Ben Wrather	11/2	XXX	XXX	XXX	XXX	XXX	...	XXX	XXX	XXX	XXX	START	START
72	Caleb Tiernan	3/0	XXX	XXX	XXX
74	Payne He'Bert	6/0	XXX	XXX	XXX	XXX	...	XXX	XXX
75	Connor Foster	0/0
76	Ethan Wiederkehr	12/12	START	START	START	START	START	START	START	START	START	START	START	START
77	Peter Skoronski	12/12	START	START	START	START	START	START	START	START	START	START	START	START
78	Luka Trifunovic	1/0	XXX
79	Zachary Franks	0/0
80	Trey Pugh	8/1	XXX	XXX	...	START	XXX	...	XXX	XXX	XXX	XXX
81	Calvin Johnson II	1/0	XXX
82	Braeden Heald	2/0	XXX	XXX
83	Will Lansbury	12/0	XXX	XXX	XXX	XXX	XXX	XXX	XXX	XXX	XXX	XXX	XXX	XXX
84	Hunter Welcing	5/0	...	XXX	...	XXX	XXX	XXX	...	XXX
85	Jack Kennedy	1/0	XXX
86	Lawson Albright	1/0	XXX
87	Thomas Gordon	11/1	XXX	XXX	XXX	XXX	XXX	XXX	XXX	XXX	...	XXX	XXX	START
87	Jack Moses	0/0
88	Marshall Lang	12/6	XXX	XXX	START	XXX	XXX	START	XXX	XXX	START	START	START	START
89	Charlie Mangieri	12/12	START	START	START	START	START	START	START	START	START	START	START	START
90	Wyatt Blake	4/0	XXX	XXX	XXX	...	XXX	...
90	Jake Genyk	3/0	XXX	XXX	...	XXX
91	Samdup Miller	7/7	START	...	START	...	START	START	START	START	START
92	Jack Olsen	2/0	XXX	XXX
94	Jason Gold, Jr.	6/0	XXX	XXX	XXX	XXX	XXX	...	XXX
96	Trevor Kent	11/4	START	...	XXX	XXX	XXX	START	START	START	XXX	XXX	XXX	XXX
97	Sean McLaughlin	12/0	XXX	XXX	XXX	XXX	XXX	XXX	XXX	XXX	XXX	XXX	XXX	XXX
98	Duke Olges	4/0	XXX	XXX	XXX	...	XXX
99	Adetomiwa Adebawore	12/12	START	START	START	START	START	START	START	START	START	START	START	START



**2021-22 Northwestern Football
Total Tackles Game-by-Game
All games**

Total Tackles

Player	S-A	Total	MSU	ISU	Duke	Ohio	Nebr	RU	Mich	MINN	Iowa	Wisc	Purdue	Illini
Chris Bergin	84-57	141	8-2	8-0	6-7	11-3	2-6	7-3	9-7	9-10	9-3	5-3	3-5	7-8
Bryce Gallagher	51-38	89	1-0	5-0	1-6	5-0	4-6	6-4	4-10	6-5	9-0	6-3	2-4	2-0
Brandon Joseph	54-26	80	7-1	2-0	6-3	6-1	4-6	4-0	7-5	4-4	8-1	4-3	2-1	0-1
Coco Azema	47-25	72	3-0	DNP	4-7	6-0	3-4	4-1	10-3	5-3	0-2	4-1	3-2	5-2
Peter McIntyre	30-37	67	4-1	3-1	3-12	2-0	1-5	1-2	2-5	3-3	4-0	0-1	1-2	6-5
Cameron Mitchell	39-9	48	2-0	3-0	3-0	2-0	4-1	3-0	2-3	5-0	3-0	3-2	6-3	3-0
A.J. Hampton, Jr.	34-6	40	4-1	2-0	2-1	2-0	5-1	2-1	1-1	2-0	3-0	3-0	7-1	1-0
Adetomiwa Adebawore	25-10	35	2-0	2-1	1-2	3-0	1-2	7-0	1-2	3-1	3-0	1-0	0-2	1-0
Rod Heard II	24-7	31	1-1	-	6-2	1-0	0-1	1-0	4-1	-	4-0	3-1	2-1	2-0
Jeremy Meiser	21-8	29	1-0	1-0	3-3	1-0	0-1	4-0	6-1	0-2	-	1-0	3-1	1-0
Samdup Miller	13-14	27	2-2	DNP	2-9	DNP	2-1	2-0	0-1	4-1	1-0	DNP	DNP	DNP
Jeffery Pooler, Jr.	8-18	26	-	0-2	2-3	2-3	-	0-1	0-4	0-1	3-0	0-2	0-2	1-0
Bryce Jackson	17-7	24	4-0	5-0	1-3	-	3-2	1-0	-	-	-	2-0	-	1-2
Trevor Kent	10-9	19	1-0	DNP	0-5	1-0	1-2	1-0	2-0	2-0	0-1	-	2-0	0-1
Xander Mueller	9-10	19	-	-	1-1	0-2	DNP	0-1	1-1	0-1	1-1	5-3	1-0	-
Troy Hudetz	6-8	14	-	1-0	0-1	1-0	2-2	-	-	-	0-1	1-0	0-1	1-3
Sean McLaughlin	8-4	12	-	-	-	0-2	0-1	1-0	0-1	-	-	2-0	2-0	3-0
Raymond Niro III	4-7	11	-	-	0-1	0-1	-	0-2	2-2	-	2-1	-	-	-
Joe Spivak	5-3	8	-	-	1-2	1-0	-	1-0	DNP	-	-	0-1	1-0	1-0
Jason Gold, Jr.	2-3	5	DNP	DNP	DNP	-	-	0-1	-	0-1	DNP	2-1	DNP	DNP
Garnett Hollis Jr.	2-3	5	DNP	1-0	DNP	-	0-1	-	DNP	DNP	DNP	1-2	DNP	DNP
Devin O'Rourke	4-0	4	-	1-0	-	1-0	-	-	-	1-0	-	-	DNP	1-0
Khalid Jones	3-1	4	1-0	-	-	2-1	DNP	DNP	DNP	DNP	DNP	DNP	DNP	DNP
Jaheem Joseph	0-4	4	DNP	-	DNP	0-1	0-1	DNP	-	-	-	0-1	0-1	-
Trent Carrington	3-0	3	-	-	1-0	-	-	-	1-0	-	1-0	DNP	-	DNP
Greyson Metz	1-2	3	-	-	-	-	0-1	-	-	-	-	1-0	0-1	-
Charlie Schmidt	2-0	2	-	-	-	-	-	-	-	-	-	2-0	-	-
Ethan Wiederkehr	2-0	2	-	-	-	-	-	-	1-0	-	-	-	-	1-0
Peter Snodgrass	0-2	2	-	-	-	-	-	0-1	0-1	-	-	-	-	-
Thomas Gordon	1-0	1	-	-	-	-	-	-	-	-	DNP	-	1-0	-
Marshall Lang	1-0	1	-	-	-	-	-	-	-	-	-	1-0	-	-
TeRah Edwards	1-0	1	-	1-0	-	-	DNP	DNP	DNP	DNP	DNP	DNP	DNP	DNP
Stephon Robinson, Jr.	1-0	1	-	-	-	-	-	-	-	DNP	1-0	-	-	-
Michael Jansey, Jr.	1-0	1	-	1-0	-	-	DNP	DNP	DNP	DNP	DNP	DNP	DNP	DNP
Malik Washington	1-0	1	-	-	-	-	-	-	-	-	1-0	-	-	-
Genson Hooper Price	1-0	1	-	-	1-0	-	-	-	-	-	DNP	DNP	DNP	DNP
Bryce Kirtz	1-0	1	-	-	1-0	-	-	DNP	DNP	DNP	DNP	DNP	DNP	DNP
Jaylen Rivers	1-0	1	DNP	DNP	DNP	1-0	-	DNP	DNP	DNP	DNP	DNP	DNP	DNP
Tyler Haskins	0-1	1	-	-	-	-	-	0-1	-	-	-	DNP	-	-
Ore Adeyi	0-1	1	DNP	DNP	DNP	DNP	DNP	DNP	DNP	DNP	DNP	DNP	0-1	-



**2021-22 Northwestern Football
Rushing/Receiving Game-by-Game
All games**

Rushing

Player	No-Yds/TD	MSU	ISU	Duke	Ohio	Nebr	RU	Mich	MINN	Iowa	Wisc	Purdue	Illini
Evan Hull	196-1009/7	9-87/0	22-126/2	10-49/0	22-216/2	7-31/0	25-53/0	6-81/1	15-107/0	11-41/0	12-21/0	25-96/1	32-101/1
Andrew Clair	63-349/1	4-14/0	3-22/0	5-41/0	8-71/0	6-23/0	13-63/1	2-6/0	3-4/0	2-8/0	7-37/0	5-36/0	5-24/0
Andrew Marty	51-92/1	-	DNP	7-44/1	DNP	DNP	DNP	DNP	7-28/0	13-14/0	9-16/0	13-10/0	2--20/0
Anthony Tyus III	50-210/1	8-13/0	10-71/0	6-33/0	11-51/1	6-29/0	3-4/0	4-3/0	2-6/0	-	DNP	DNP	DNP
Hunter Johnson	24--22/0	11--14/0	9-2/0	4--10/0	DNP	DNP	DNP	DNP	DNP	DNP	DNP	DNP	DNP
Ryan Hilinski	23--67/1	DNP	DNP	-	2-0/0	6--47/0	3-15/0	2--11/0	1--7/0	DNP	1--8/0	-	8--9/1
Stephon Robinson, Jr.	10-120/0	2-5/0	-	-	-	-	1-9/0	-	DNP	3-37/0	2-54/0	1-2/0	1-13/0
Marcus Cisco	8-39/0	3-10/0	DNP	DNP	2-4/0	DNP	DNP	3-25/0	DNP	DNP	DNP	DNP	DNP
Malik Washington	5--2/0	1-2/0	1--10/0	-	-	-	-	1-6/0	-	1-1/0	1--1/0	-	-
Jake Arthurs	4-1/1	DNP	DNP	DNP	2-2/1	DNP	DNP	2--1/0	DNP	DNP	DNP	DNP	DNP
JJ Jefferson	2-6/0	DNP	DNP	DNP	DNP	DNP	-	-	2-6/0	-	-	-	-
Carl Richardson	2-0/0	DNP	DNP	DNP	1-2/0	-	DNP	1--2/0	-	DNP	DNP	DNP	DNP
Raymond Niro III	2--7/0	-	-	-	-	1-1/0	-	-	-	1--8/0	-	-	-
Connor Newhouse	1-25/0	DNP	DNP	-	1-25/0	DNP	DNP	DNP	DNP	DNP	DNP	DNP	DNP
Bryce Kirtz	1-4/0	-	-	-	1-4/0	-	DNP	DNP	DNP	DNP	DNP	DNP	DNP
Calvin Johnson II	1--4/0	DNP	DNP	DNP	DNP	DNP	DNP	DNP	DNP	DNP	1--4/0	DNP	DNP
Derek Adams	1--5/0	-	-	-	-	-	1--5/0	-	-	-	-	-	-

Receiving

Player	No-Yds/TD	MSU	ISU	Duke	Ohio	Nebr	RU	Mich	MINN	Iowa	Wisc	Purdue	Illini
Stephon Robinson, Jr.	46-625/2	5-79/1	4-16/0	2-54/0	4-44/0	8-116/1	5-115/0	2-1/0	DNP	5-64/0	5-80/0	5-53/0	1-3/0
Malik Washington	44-578/2	3-32/0	2-27/1	3-34/0	2-14/0	3-64/0	5-84/1	6-63/0	4-33/0	6-75/0	1-24/0	3-54/0	6-74/0
Evan Hull	33-264/2	3-23/0	-	4-28/0	-	3-11/0	1-12/0	2-27/0	3-15/1	6-89/1	3-11/0	6-33/0	2-15/0
Bryce Kirtz	19-203/0	7-80/0	1-13/0	3-72/0	5-28/0	3-10/0	DNP	DNP	DNP	DNP	DNP	DNP	DNP
Marshall Lang	11-68/3	-	-	2-24/1	-	1-11/0	1-2/1	1-5/0	-	3-17/0	1-3/0	2-6/1	-
Andrew Clair	10-45/0	1--4/0	-	1-3/0	-	2-22/0	-	-	-	2-8/0	2-8/0	1-9/0	1--1/0
Charlie Mangieri	9-68/0	2-27/0	-	2-11/0	1-2/0	1-5/0	2-5/0	-	-	-	-	-	1-18/0
Jacob Gill	8-85/1	1-9/0	-	2-34/1	-	1-3/0	1-5/0	1-13/0	-	1-7/0	-	-	1-14/0
Trey Pugh	7-34/2	4-18/2	2-10/0	DNP	-	1-6/0	DNP	-	-	-	-	DNP	DNP
JJ Jefferson	5-61/0	DNP	DNP	DNP	DNP	DNP	3-44/0	-	1-13/0	1-4/0	-	-	-
Berkeley Holman	3-25/1	DNP	DNP	DNP	DNP	DNP	DNP	DNP	2-19/1	1-6/0	-	-	-
Anthony Tyus III	3-16/0	2-4/0	-	-	-	-	-	1-12/0	-	-	DNP	DNP	DNP
Raymond Niro III	3-15/0	2-15/0	-	-	-	1-0/0	-	-	-	-	-	-	-
Wayne Dennis, Jr.	2-16/0	-	-	DNP	DNP	DNP	DNP	1--2/0	1-18/0	DNP	DNP	DNP	DNP
Genson Hooper Price	2-15/0	-	-	-	-	1-8/0	-	1-7/0	-	DNP	DNP	DNP	DNP
Thomas Gordon	2-3/0	-	-	-	-	-	-	-	-	DNP	1--1/0	1-4/0	-
Jordan Mosely	1-7/0	DNP	DNP	-	-	-	DNP	1-7/0	DNP	DNP	DNP	DNP	DNP



2021-22 Northwestern Football
 Passing Game-by-Game
 All games

#7 Andrew Marty	Comp	Att	Int	Pct	Yards	TD	Long	Sacked	Effic.
Duke	11	16	0	68.8	151	2	40	1-10	189.3
Minnesota	10	16	0	62.5	93	2	18	1-3	152.6
Iowa	25	44	3	56.8	270	1	38	3-24	102.2
Wisconsin	10	18	3	55.6	100	0	39	2-17	68.9
Purdue	10	14	0	71.4	93	1	35	4-22	150.8
Illinois	0	2	0	0.0	0	0	0	1-11	0.0
Totals	66	110	6	60.0	707	6	40	12-87	121.1

#9 Carl Richardson	Comp	Att	Int	Pct	Yards	TD	Long	Sacked	Effic.
Nebraska	0	1	0	0.0	0	0	0	0-0	0.0
Michigan	2	3	0	66.7	19	0	12	0-0	119.9
Totals	2	4	0	50.0	19	0	12	0-0	89.9

#12 Ryan Hilinski	Comp	Att	Int	Pct	Yards	TD	Long	Sacked	Effic.
Duke	2	7	0	28.6	34	0	20	0-0	69.4
Ohio	12	20	0	60.0	88	0	20	0-0	97.0
Nebraska	25	39	0	64.1	256	1	43	4-38	127.7
Rutgers	18	33	0	54.5	267	2	64	0-0	142.5
Michigan	14	29	1	48.3	114	0	29	1-12	74.4
Minnesota	1	6	0	16.7	5	0	5	1-7	23.7
Wisconsin	3	8	1	37.5	25	0	17	1-8	38.8
Purdue	8	11	1	72.7	66	0	46	0-0	104.9
Illinois	12	23	1	52.2	123	0	27	2-9	88.4
Totals	95	176	4	54.0	978	3	64	9-74	101.7

#15 Hunter Johnson	Comp	Att	Int	Pct	Yards	TD	Long	Sacked	Effic.
Michigan St.	30	43	0	69.8	283	3	47	4-26	148.1
Indiana St.	9	16	1	56.3	66	1	25	2-17	99.0
Duke	6	16	3	37.5	75	0	44	2-13	39.4
Totals	45	75	4	60.0	424	4	47	8-56	114.4



**2021-22 Northwestern Football
Red-Zone Results
All games**

Northwestern Inside Opponent Red-Zone

Date	Opponent	Score	Times In RZ	Times Scored	Total		Rush TDs	Pass TDs	FGs Made	Failed to score inside RZ					
					Pts	TDs				FGA	Down	Int	Fumb	Half	Game
09/03/2021	Michigan St.	L 21-38	4	3	21	3	0	3	0	1	0	0	0	0	0
09/11/2021	Indiana St.	W 24-6	3	2	14	2	2	0	0	0	1	0	0	0	0
09/18/2021	at Duke	L 23-30	4	3	16	2	1	1	1	1	0	0	1	0	0
09/25/2021	Ohio	W 35-6	7	5	28	3	3	0	2	3	0	0	1	0	0
10/02/2021	at Nebraska	L 7-56	1	0	0	0	0	0	0	0	0	0	1	0	0
10/16/2021	Rutgers	W 21-7	3	2	14	2	1	1	0	0	0	0	0	0	1
10/23/2021	at Michigan	L 7-33	1	0	0	0	0	0	0	1	0	0	0	0	0
10/30/2021	Minnesota	L 14-41	2	2	14	2	0	2	0	0	0	0	0	0	0
11/06/2021	Iowa	L 12-17	2	2	6	0	0	0	2	2	0	0	0	0	0
11/13/2021	at Wisconsin	L 7-35	2	0	0	0	0	0	0	1	0	1	0	0	0
11/20/2021	vs Purdue	L 14-32	3	2	14	2	1	1	0	1	0	0	0	0	0
11/27/2021	at Illinois	L 14-47	2	2	14	2	2	0	0	0	0	0	0	0	0
Totals 23 of 34 (67.6%)			34	23	141	18	10	8	5	10	1	1	3	0	1

Opponents Inside Northwestern Red-Zone

Date	Opponent	Score	Times In RZ	Times Scored	Total		Rush TDs	Pass TDs	FGs Made	Failed to score inside RZ					
					Pts	TDs				FGA	Down	Int	Fumb	Half	Game
09/03/2021	Michigan St.	L 21-38	5	5	31	4	3	1	1	1	0	0	0	0	0
09/11/2021	Indiana St.	W 24-6	1	1	6	1	0	1	0	0	0	0	0	0	0
09/18/2021	Duke	L 23-30	5	4	20	2	1	1	2	2	0	0	1	0	0
09/25/2021	Ohio	W 35-6	1	0	0	0	0	0	0	1	0	0	0	0	0
10/02/2021	Nebraska	L 7-56	6	5	35	5	5	0	0	0	0	0	0	0	1
10/16/2021	Rutgers	W 21-7	2	1	7	1	0	1	0	1	0	0	0	0	0
10/23/2021	Michigan	L 7-33	7	5	30	4	4	0	1	2	0	0	1	0	0
10/30/2021	Minnesota	L 14-41	4	4	20	2	2	0	2	2	0	0	0	0	0
11/06/2021	Iowa	L 12-17	3	3	17	2	2	0	1	1	0	0	0	0	0
11/13/2021	Wisconsin	L 7-35	5	4	28	4	2	2	0	0	0	0	0	0	0
11/20/2021	Purdue	L 14-32	6	5	18	1	0	1	4	5	0	0	0	0	0
11/27/2021	Illinois	L 14-47	7	6	30	3	3	0	3	3	0	1	0	0	0
Totals 43 of 52 (82.7%)			52	43	242	29	22	7	14	18	0	1	2	0	1



2021-22 Northwestern Football
Tackles Breakdown
All games

All Tackles

Player	Total	Rush	Pass	Sack	KO	Punt	Int	Fumb	FF	Other
Chris Bergin	141	0	0	4.5	0	0	0	0	0	136.5
Bryce Gallagher	89	0	0	5	0	0	0	0	0	84
Brandon Joseph	80	0	0	1.5	0	0	0	0	0	78.5
Coco Azema	72	0	0	3	0	0	0	0	0	69
Peter McIntyre	67	0	0	4	0	0	0	0	0	63
Cameron Mitchell	48	0	0	0.5	0	0	0	0	0	47.5
A.J. Hampton, Jr.	40	0	0	0	0	0	0	0	0	40
Adetomiwa Adebawore	35	0	0	8.5	0	0	0	0	0	26.5
Rod Heard II	31	0	0	2	0	0	0	0	0	29
Jeremy Meiser	29	0	0	7	0	0	0	0	0	22
Samdup Miller	27	0	0	2.5	0	0	0	0	0	24.5
Jeffery Pooler, Jr.	26	0	0	4.5	0	0	0	0	0	21.5
Bryce Jackson	24	0	0	0	0	0	0	0	0	24
Trevor Kent	19	0	0	1.5	0	0	0	0	0	17.5
Xander Mueller	19	0	0	0.5	0	0	0	0	0	18.5
Troy Hudetz	14	0	0	0	0	0	0	0	0	14
Sean McLaughlin	12	0	0	1.5	0	0	0	0	0	10.5
Raymond Niro III	11	0	0	0	0	0	0	0	0	11
Joe Spivak	8	0	0	0	0	0	0	0	0	8
Garnett Hollis Jr.	5	0	0	0	0	0	0	0	0	5
Jason Gold, Jr.	5	0	0	0.5	0	0	0	0	0	4.5
Jaheem Joseph	4	0	0	0	0	0	0	0	0	4
Khalid Jones	4	0	0	0	0	0	0	0	0	4
Devin O'Rourke	4	0	0	0	0	0	0	0	0	4
Greyson Metz	3	0	0	0	0	0	0	0	0	3
Trent Carrington	3	0	0	0	0	0	0	0	0	3
Peter Snodgrass	2	0	0	0	0	0	0	0	0	2
Charlie Schmidt	2	0	0	0	0	0	0	0	0	2
Ethan Wiederkehr	2	0	0	0	0	0	0	0	0	2
Marshall Lang	1	0	0	0	0	0	0	0	0	1
TeRah Edwards	1	0	0	0	0	0	0	0	0	1
Stephon Robinson, Jr.	1	0	0	0	0	0	0	0	0	1
Jaylen Rivers	1	0	0	0	0	0	0	0	0	1
Bryce Kirtz	1	0	0	0	0	0	0	0	0	1
Malik Washington	1	0	0	0	0	0	0	0	0	1
Thomas Gordon	1	0	0	0	0	0	0	0	0	1
Michael Jansey, Jr.	1	0	0	0	0	0	0	0	0	1
Tyler Haskins	1	0	0	0	0	0	0	0	0	1
Genson Hooper Price	1	0	0	0	0	0	0	0	0	1
Ore Adeyi	1	0	0	0	0	0	0	0	0	1
Total	837	0	0	47	0	0	0	0	0	790



**2021-22 Northwestern Football
By Quarter Statistics
All games**

3rd-Down Conversions

Date	Opponent	Score	Overall	1st Qtr	2nd Qtr	3rd Qtr	4th Qtr	Overtime
09/03/2021	Michigan St.	L 21-38	8-20 40.0	2-5 40.0	2-6 33.3	1-4 25.0	3-5 60.0	0-0 0.0
09/11/2021	Indiana St.	W 24-6	5-13 38.5	3-3 100.0	0-4 0.0	1-3 33.3	1-3 33.3	0-0 0.0
09/18/2021	at Duke	L 23-30	5-13 38.5	2-5 40.0	0-1 0.0	3-5 60.0	0-2 0.0	0-0 0.0
09/25/2021	Ohio	W 35-6	8-15 53.3	2-3 66.7	2-5 40.0	1-3 33.3	3-4 75.0	0-0 0.0
10/02/2021	at Nebraska	L 7-56	5-14 35.7	2-4 50.0	1-3 33.3	2-6 33.3	0-1 0.0	0-0 0.0
10/16/2021	Rutgers	W 21-7	5-17 29.4	1-5 20.0	3-5 60.0	0-3 0.0	1-4 25.0	0-0 0.0
10/23/2021	at Michigan	L 7-33	4-14 28.6	1-4 25.0	0-1 0.0	2-5 40.0	1-4 25.0	0-0 0.0
10/30/2021	Minnesota	L 14-41	4-11 36.4	0-1 0.0	2-3 66.7	0-3 0.0	2-4 50.0	0-0 0.0
11/06/2021	Iowa	L 12-17	6-18 33.3	2-6 33.3	2-5 40.0	0-3 0.0	2-4 50.0	0-0 0.0
11/13/2021	at Wisconsin	L 7-35	3-13 23.1	3-4 75.0	0-3 0.0	0-3 0.0	0-3 0.0	0-0 0.0
11/20/2021	vs Purdue	L 14-32	5-12 41.7	0-2 0.0	2-4 50.0	0-2 0.0	3-4 75.0	0-0 0.0
11/27/2021	at Illinois	L 14-47	6-19 31.6	2-6 33.3	1-5 20.0	1-4 25.0	2-4 50.0	0-0 0.0
Northwestern			64-179 35.8	20-48 41.7	15-45 33.3	11-44 25.0	18-42 42.9	0-0 0.0
Opponents			74-173 42.8	19-41 46.3	25-51 49.0	13-38 34.2	17-43 39.5	0-0 0.0

4th-Down Conversions

Date	Opponent	Score	Overall	1st Qtr	2nd Qtr	3rd Qtr	4th Qtr	Overtime
09/03/2021	Michigan St.	L 21-38	4-5 80.0	0-1 0.0	2-2 100.0	0-0 0.0	2-2 100.0	0-0 0.0
09/11/2021	Indiana St.	W 24-6	1-2 50.0	0-0 0.0	0-0 0.0	0-1 0.0	1-1 100.0	0-0 0.0
09/18/2021	at Duke	L 23-30	0-1 0.0	0-0 0.0	0-0 0.0	0-1 0.0	0-0 0.0	0-0 0.0
09/25/2021	Ohio	W 35-6	0-0 0.0	0-0 0.0	0-0 0.0	0-0 0.0	0-0 0.0	0-0 0.0
10/02/2021	at Nebraska	L 7-56	1-3 33.3	0-0 0.0	1-2 50.0	0-1 0.0	0-0 0.0	0-0 0.0
10/16/2021	Rutgers	W 21-7	1-3 33.3	0-1 0.0	0-0 0.0	0-1 0.0	1-1 100.0	0-0 0.0
10/23/2021	at Michigan	L 7-33	1-2 50.0	0-0 0.0	0-0 0.0	0-0 0.0	1-2 50.0	0-0 0.0
10/30/2021	Minnesota	L 14-41	1-3 33.3	0-0 0.0	0-0 0.0	1-2 50.0	0-1 0.0	0-0 0.0
11/06/2021	Iowa	L 12-17	2-2 100.0	0-0 0.0	1-1 100.0	1-1 100.0	0-0 0.0	0-0 0.0
11/13/2021	at Wisconsin	L 7-35	1-3 33.3	1-1 100.0	0-0 0.0	0-0 0.0	0-2 0.0	0-0 0.0
11/20/2021	vs Purdue	L 14-32	1-4 25.0	0-0 0.0	0-1 0.0	1-1 100.0	0-2 0.0	0-0 0.0
11/27/2021	at Illinois	L 14-47	3-4 75.0	1-2 50.0	1-1 100.0	0-0 0.0	1-1 100.0	0-0 0.0
Northwestern			16-32 50.0	2-5 40.0	5-7 71.4	3-8 37.5	6-12 50.0	0-0 0.0
Opponents			7-12 58.3	2-2 100.0	2-4 50.0	1-1 100.0	2-5 40.0	0-0 0.0

Time of Possession

Date	Opponent	Score	Overall	1st Qtr	2nd Qtr	3rd Qtr	4th Qtr	Overtime
09/03/2021	Michigan St.	L 21-38	37:35	07:53	11:53	05:01	12:48	00:00
09/11/2021	Indiana St.	W 24-6	29:38	08:21	06:19	06:21	08:37	00:00
09/18/2021	at Duke	L 23-30	22:29	07:05	04:49	08:12	02:23	00:00
09/25/2021	Ohio	W 35-6	31:10	04:26	09:27	04:04	13:13	00:00
10/02/2021	at Nebraska	L 7-56	25:55	06:49	07:39	09:01	02:26	00:00
10/16/2021	Rutgers	W 21-7	32:59	08:15	08:55	04:44	11:05	00:00
10/23/2021	at Michigan	L 7-33	20:41	05:07	01:59	06:17	07:18	00:00
10/30/2021	Minnesota	L 14-41	19:51	01:26	05:02	06:36	06:47	00:00
11/06/2021	Iowa	L 12-17	28:55	07:11	06:57	06:42	08:05	00:00



2021-22 Northwestern Football
By Quarter Statistics
All games

Page 2/2
as of Aug 22, 2022

Date	Opponent		Score	Overall	1st Qtr	2nd Qtr	3rd Qtr	4th Qtr	Overtime
11/13/2021	at Wisconsin	L	7-35	25:38	07:43	05:50	06:51	05:14	00:00
11/20/2021	vs Purdue	L	14-32	31:35	05:57	06:38	07:04	11:56	00:00
11/27/2021	at Illinois	L	14-47	33:31	11:01	07:02	06:17	09:11	00:00
Northwestern			Total	339:57	81:14	82:30	77:10	99:03	00:00
			Avg.	28:20	06:46	06:53	06:26	08:15	00:00
Opponents			Total	379:31	81:00	115:16	76:02	107:13	00:00
			Avg.	31:38	06:45	09:36	06:20	08:56	00:00



**2021-22 Northwestern Football
Team Game-by-Game Comparison
All games**

Opponent	Score	Total	First Downs			Rushing Number-Yards	Passing		Total Offense Plays-Yards	Return Yards	Turn- Overs
			Rush	Pass	Pen		Comp-Att.-Int	Yards			
Michigan St.	21-38	20 / 23	10 / 11	10 / 11	0 / 1	38-117 / 37-326	30-43-0 / 15-26-0	283 / 185	81-400 / 63-511	75 / 12	0 / 1
Indiana St.	24-6	18 / 12	15 / 1	3 / 9	0 / 2	46-209 / 22-31	9-16-1 / 22-35-0	66 / 138	62-275 / 57-169	166 / 58	2 / 0
Duke	23-30	22 / 26	9 / 12	11 / 14	2 / 0	32-157 / 53-208	19-39-3 / 32-45-1	260 / 350	71-417 / 98-558	26 / 116	5 / 3
Ohio	35-6	22 / 17	15 / 7	5 / 10	2 / 0	51-373 / 31-179	12-20-0 / 21-32-2	88 / 169	71-461 / 63-348	39 / 136	1 / 3
Nebraska	7-56	17 / 29	6 / 19	10 / 8	1 / 2	26-37 / 53-427	25-40-0 / 15-21-0	256 / 230	66-293 / 74-657	18 / 0	1 / 0
Rutgers	21-7	21 / 13	8 / 7	8 / 5	5 / 1	48-135 / 34-63	18-33-0 / 19-32-0	267 / 159	81-402 / 66-222	3 / 72	0 / 1
Michigan	7-33	10 / 28	3 / 16	6 / 10	1 / 2	23-100 / 54-294	16-32-1 / 23-32-0	133 / 163	55-233 / 86-457	55 / 92	2 / 2
Minnesota	14-41	13 / 27	9 / 18	4 / 8	0 / 1	31-143 / 53-308	11-22-0 / 12-17-1	98 / 134	53-241 / 70-442	48 / 38	1 / 1
Iowa	12-17	20 / 19	7 / 8	11 / 10	2 / 1	31-93 / 38-185	25-44-3 / 20-32-0	270 / 176	75-363 / 70-361	11 / 37	3 / 0
Wisconsin	7-35	12 / 24	6 / 10	6 / 13	0 / 1	34-114 / 44-268	13-26-4 / 19-25-1	125 / 229	60-239 / 69-497	92 / 74	4 / 3
Purdue	14-32	19 / 22	13 / 4	6 / 15	0 / 3	44-144 / 23-50	18-25-1 / 29-39-0	159 / 423	69-303 / 62-473	44 / 54	1 / 0
Illinois	14-47	14 / 18	9 / 8	5 / 10	0 / 0	48-109 / 38-217	12-25-1 / 14-23-1	123 / 242	73-232 / 61-459	28 / 85	2 / 1
Totals	199-348	208 / 258	110 / 121	85 / 123	13 / 14	452-1731 / 480-2556	208-365-14 / 241-359-6	2128 / 2598	817-3859 / 839-5154	605 / 774	22 / 15

Opponents	3rd Down Conversion	4th Down Conversion	Time of Possession	TOP Margin	Avg Yds/Rush	Avg Yds/Pass	Avg Yds/Play	Punting Number-Avg	Penalties Number-Yards	Sacks
Michigan St.	8-20 / 4-10	4-5 / 1-1	37:35 / 22:25	15:10	3.1 / 8.8	6.6 / 7.1	4.9 / 8.1	5-39.0 / 4-47.3	6-40.0 / 5-50.0	2 / 3
Indiana St.	5-13 / 4-15	1-2 / 1-1	29:38 / 30:22	-00:44	4.5 / 1.4	4.1 / 3.9	4.4 / 3.0	4-43.8 / 9-40.9	5-55.0 / 2-15.0	3 / 2
Duke	5-13 / 11-22	0-1 / 1-2	22:29 / 37:31	-15:02	4.9 / 3.9	6.7 / 7.8	5.9 / 5.7	5-44.8 / 4-45.8	5-40.0 / 10-104.0	1 / 3
Ohio	8-15 / 3-13	0-0 / 0-1	31:10 / 28:50	02:20	7.3 / 5.8	4.4 / 5.3	6.5 / 5.5	4-47.3 / 7-40.1	4-32.0 / 10-68.0	4 / 0
Nebraska	5-14 / 5-9	1-3 / 1-2	25:55 / 34:05	-08:10	1.4 / 8.1	6.4 / 11.0	4.4 / 8.9	6-43.5 / 1-84.0	6-53.0 / 4-19.0	0 / 4
Rutgers	5-17 / 5-17	1-3 / 0-2	32:59 / 27:01	05:58	2.8 / 1.9	8.1 / 5.0	5.0 / 3.4	7-39.9 / 9-44.8	4-50.0 / 11-90.0	4 / 0
Michigan	4-14 / 12-20	1-2 / 1-1	20:41 / 39:19	-18:38	4.3 / 5.4	4.2 / 5.1	4.2 / 5.3	7-36.6 / 3-47.7	2-25.0 / 4-40.0	1 / 1
Minnesota	4-11 / 10-14	1-3 / 0-0	19:51 / 40:09	-20:18	4.6 / 5.8	4.5 / 7.9	4.5 / 6.3	3-49.3 / 1-46.0	4-33.0 / 4-35.0	0 / 2
Iowa	6-18 / 2-14	2-2 / 1-1	28:55 / 31:05	-02:10	3.0 / 4.9	6.1 / 5.5	4.8 / 5.2	7-34.6 / 9-36.3	9-70.0 / 3-30.0	2 / 3
Wisconsin	3-13 / 6-11	1-3 / 0-0	25:38 / 33:50	-08:12	3.4 / 6.1	4.8 / 9.2	4.0 / 7.2	5-39.8 / 4-47.5	5-41.0 / 7-39.0	0 / 3
Purdue	5-12 / 7-15	1-4 / 0-0	31:35 / 28:25	03:10	3.3 / 2.2	6.4 / 10.8	4.4 / 7.6	2-41.0 / 1-38.0	4-44.0 / 8-74.0	1 / 4
Illinois	6-19 / 5-13	3-4 / 1-1	33:31 / 26:29	07:02	2.3 / 5.7	4.9 / 10.5	3.2 / 7.5	8-37.0 / 3-43.0	3-25.0 / 4-50.0	1 / 3
Totals	64-179 / 74-173	16-32 / 7-12	339:57 / 379:31	-39:34	3.8 / 5.3	5.8 / 7.2	4.7 / 6.1	63-40.4 / 55-43.3	57-508.0 / 72-614.0	19 / 28

Note: Game totals are displayed in the format TEAM/OPPONENT for each category