

NEBRASKA

**NEBRASKA
CORNHUSKERS**
(3-7, 1-6 BIG)



**WISCONSIN
BADGERS**
(7-3, 5-2 BIG)

SATURDAY, NOV. 20 • 2:30 P.M. CT • MADISON, WIS. • CAMP RANDALL STADIUM • FIELDTURF

Nebraska makes its final road trip of the season on Saturday afternoon when the Huskers take on 19th-ranked Wisconsin at Camp Randall Stadium. Game time in Madison is set for shortly after 2:30 p.m. CT. The game will be televised by ABC and can also be heard on the Huskers Radio Network.

Nebraska is coming off a bye week and stands at 3-7 overall and 1-6 in Big Ten Conference play. In the Huskers' most recent game, Nebraska fought hard against sixth-ranked Ohio State before falling 26-17, suffering its fourth setback this season against a ranked opponent. Nebraska held the powerful Buckeye offense in check, allowing a season-low point total against the nation's top-ranked scoring offense. Despite its disappointing record, Nebraska continues to remain competitive each week with its seven losses coming by a total of 42 points.

Wisconsin comes into its home finale full of momentum. After a 1-3 start, the Badgers have reeled off six consecutive wins to get to 7-3 overall and 5-2 in Big Ten Conference play. Wisconsin's most recent victory was a 35-7 rout of Northwestern on Saturday in Madison, with the Badger defense holding Northwestern scoreless for the first three quarters. Wisconsin needs two victories to secure a trip to the Big Ten Championship Game for the seventh time in the 11-year history of the title game.

The Badgers' success this season has been built on the strength of one of the nation's top defenses. Wisconsin ranks in the top two nationally in all four major defensive statistical categories, including leading the nation in total defense (216.3 ypg) and rushing defense (60.6 ypg). During their six-game win streak the Badgers have allowed just 7.3 points per game.

THIS WEEK'S NUMBERS

5

Wisconsin enters Saturday's game ranked No. 19 in the Associated Press Poll, which marks Nebraska's fifth game in 2021 against a ranked opponent. Next week's season finale comes against No. 18 Iowa.

100

Nebraska linebackers Luke Reimer (96) and Nick Henrich (87) are both closing in on 100-tackle seasons. If they were to both reach 100 tackles, Reimer and Henrich would be the first Blackshirt duo to accomplish that feat since 2003 when Barrett Ruud had 149 tackles and Demorrio Williams had 128 stops.

273

Nebraska quarterback Adrian Martinez enters the game against Wisconsin needing 273 yards to become Nebraska's all-time leader in total offense. Martinez has 10,418 yards in his career, trailing only Tommy Armstrong Jr. (10,690). Martinez averages 274.2 yards of total offense per game in his four-year career.

2021 NEBRASKA FOOTBALL SCHEDULE

Aug. 28	@ Illinois*	FOX	L, 30-22	NU suffers first-ever August loss
Sept. 4	Fordham	BTN	W, 52-7	Nebraska tops 300 rushing and passing
Sept. 11	Buffalo	BTN	W, 28-3	Blackshirts limit 2nd straight foe to single digits
Sept. 18	@ #3 Oklahoma	FOX	L, 23-16	NU limits OU to fewest points in 5 seasons
Sept. 25	@ #20 Michigan St.*	FS1	L, 23-20 (ot)	Fourth-quarter lead slips away in OT loss
Oct. 2	Northwestern*	BTN	W, 56-7	NU posts largest margin in Big Ten game
Oct. 9	#9 Michigan*	ABC	L, 32-29	Michigan escapes with 3-point win on late FG
Oct. 16	@ Minnesota*	ESPN2	L, 30-23	Second-half rally falls short on road
Oct. 30	Purdue*	ESPN2	L, 28-23	Huskers commit 4 turnover in home loss
Nov. 6	#6 Ohio State*	FOX	L, 26-17	NU limits Buckeyes to 90 rushing yards
Nov. 20	#19 @ Wisconsin*	ABC	2:30 p.m.	Teams did not play last year due to COVID
Nov. 26	Iowa*	BTN	12:30 p.m.	NU's 32nd straight "Black Friday" game

All times Central; Home games in **bold**; *Big Ten Conference game

NEBRASKA

- **2021 Record:** 3-7, 1-6
- **Last Game:** Ohio State (L, 26-17)
- **Streak:** Lost 4
- **AP Rank:** Not Ranked
- **Coaches Rank:** Not Ranked
- **Head Coach:** Scott Frost
- **Nebraska Record:** 15-27 (4th year)
- **Career Record:** 34-34 (6th year)
- **Record vs. Wisconsin:** 0-2

WISCONSIN

- **2021 Record:** 7-3, 5-2
- **Last Game:** Northwestern (W, 35-7)
- **Streak:** Won 6
- **AP Rank:** 19
- **Coaches Rank:** 20
- **Head Coach:** Paul Chryst
- **Wisconsin Record:** 63-22 (7th year)
- **Career Record:** 82-41 (10th year)
- **Record vs. Nebraska:** 5-0

SERIES HISTORY

- **All-Time Series:** Wisconsin leads, 10-4
- **In Madison:** Wisconsin leads, 5-1
- **Last Game:** Wisconsin 37, Nebraska 21
11/16/2019
- **Win Streak:** Wisconsin, 7 games

TV INFORMATION



Play-by-Play: Dave Pasch
Analyst: Dusty Dvoracek
Sidelines: Tom Luginbill
ESPN App

HUSKERS RADIO NETWORK



Play-by-Play: Greg Sharpe
Analysis: Matt Davison
Sidelines: Jeremiah Sirls
Pre/Post-Game Shows: Jessica Coody
Huskers.com & Huskers App



NEBRASKA COMMUNICATIONS

CREDENTIAL REQUESTS

To request a credential for home games visit:
<http://www.huskers.com/media>

FOOTBALL CONTACTS

Associate A.D./Comm.....Keith Mann

Phone 402-472-0237

E-Mail kmann@huskers.com

Sr. Assoc. Comm. Dir.....Shamus McKnight

Phone 402-472-7772

E-Mail smcknight@huskers.com

Associate Director.....Matt Smith

Phone 402-472-7780

E-Mail msmith@huskers.com

Admin. Assoc. (Credentials) ... Vicki Capazo

Phone 402-472-2263

E-Mail vcapazo@huskers.com

MAILING ADDRESS

One Memorial Stadium
P.O. Box 880123
Lincoln, NE 68588-0123
(402) 472-2263
sportsinfo@huskers.com

Shipping Address: 600 Stadium Drive

COACH & PLAYER AVAILABILITY

MONDAY

Selected players and Coach Frost will be available following practice at a press conference on Level 6 of West Memorial Stadium beginning at 11:30 a.m. Live video will be available for free through Nebraska's social media accounts and on Huskers.com. A complete video and transcript will be made available to media in the afternoon.

TUESDAY

Selected assistant coaches and players will be available following practice on the North Stadium concourse (media should enter through Gate 14).

WEDNESDAY

No media availability.

THURSDAY

Coach Frost will be available following practice on the North Stadium concourse (media should enter through Gate 14). Coach Frost or a Husker assistant coach will appear on the Nebraska Football Radio Hour at 7 p.m.

FRIDAY

No media availability.

SATURDAY

Coach Frost and requested players will be available post-game in the weight room inside the Osborne Athletic Complex in North Stadium for home games and in a designated area for road games.

GENERAL MEDIA POLICIES

All player and coach interviews must be arranged at least one day in advance through the Nebraska Communications Office. To request an interview, contact Keith Mann, Shamus McKnight or Matt Smith. All post-practice interviews will be conducted on the North Stadium concourse. Interviews will not be conducted in the weight room, Student Life Complex, training room, hallways or the tunnel leading from the locker room to the field. The Nebraska locker room, training room and football office meeting rooms are **OFF LIMITS** to the media. When arriving for post-practice interviews, media should come to Gate 14 outside the Northeast corner of Memorial Stadium.

Student-athlete cell phone numbers will **NOT** be given to the media, and media should not contact or message student-athletes directly through social media platforms. **PRACTICES ARE CLOSED** to the media and to the general public during the season.

After all games, Nebraska's **LOCKER ROOM IS CLOSED**. Head Coach Scott Frost and requested players will be brought to the postgame interview room after a brief cooling off period. At home, the postgame interview room is located in the strength complex of the Osborne Athletic Complex. Media are asked to wait to set up equipment until the conclusion of halftime. On the road, Coach Frost and requested players will be brought to the designated interview area. **NO INTERVIEWS** will be conducted on the field as the players are returning to the locker room.

MEDIA MAY NOT PROVIDE LIVE COVERAGE OF ANY PRESS CONFERENCE ON ANY DIGITAL PLATFORM OR WEBSITE.

PHONE INTERVIEWS

Media wishing to try to arrange a phone interview with Coach Frost may contact Keith Mann for availability. Please contact the Communications Office as far in advance as possible. Out-of-town media requesting phone interviews with players should contact Keith Mann or Shamus McKnight with those requests, preferably on Sundays, but no later than 10 a.m. CT on Monday of game week. Other than rare exceptions, these interviews will take place only during the Monday press conference window or following Tuesday practice.

NEBRASKA FOOTBALL HEAD SHOTS

Contact the Nebraska Communications office to request action photos and head shots.

HUSKERS.COM & COLLEGEPRESSBOX.COM

Huskers.com is the official site of Nebraska Athletics and includes updated stats, game notes, depth chart and extensive quotes and audio and video from Nebraska's Monday press conference. A PDF version of the 2021 Nebraska Media Guide is available on Huskers.com.

Collegepressbox is the official media website for FBS football. Access and download game notes, quotes, stats, media guides, headshots, logos and more for all FBS schools, conferences, postseason games, awards and the College Football Playoff. Register for an account at collegepressbox.com/register.

GAME CREDENTIALS

Media may request credentials for home games at Huskers.com/media. Follow the steps on the website to complete the application. You will receive an e-mail confirming your application and an approval/denial e-mail. Contact Vicki Capazo at (402) 472-2263 with questions. Photo ID will be required to access the stadium on game day and the name on your photo ID and credential must match. Single-game credentials will not be mailed and must be picked up on game day at media will call. Single-game parking passes will be mailed to media.

HUSKERS RADIO NETWORK

The Huskers Radio Network brings Nebraska football to fans across the nation and the world. A list of affiliates can be found in the 2021 Nebraska Football Media Guide online at Huskers.com. All radio broadcasts are available live on Huskers.com and the Official Husker App.

THE UNIVERSITY OF NEBRASKA-LINCOLN CURRENTLY REQUIRES A FACE COVERING IN ALL INDOOR SPACES.

MONDAY, NOV. 15	TUESDAY, NOV. 16	WEDNESDAY, NOV. 17	THURSDAY, NOV. 18	FRIDAY, NOV. 19	SATURDAY, NOV. 20
PRACTICE Morning Practice Weekly press conference: • 11:15 a.m. - Players • 12:30 p.m - Coach Frost	PRACTICE Morning Practice Available after practice: • Selected Assistants • Selected Players (appx. 10:30 a.m.)	PRACTICE Morning Practice NO MEDIA ACCESS	PRACTICE Morning Practice Available after practice: • Coach Frost (approx. 10:50 a.m.)	PRACTICE Morning Practice NO MEDIA ACCESS	GAME DAY Nebraska at Wisconsin, 2:30 p.m. (ABC)
			NEBRASKA FOOTBALL RADIO HOUR (HSN) 7 p.m. - Coach Frost		POST-GAME Available after game: • Scott Frost • Selected players

NEBRASKA VS. WISCONSIN (PAST FIVE MEETINGS)

DATE	SITE	NU/UW Rank	RESULT	SCORE
10/10/2015	Lincoln	/	Loss	21-23
10/29/2016	Madison	7/11	Loss	17-23 (OT)
10/7/2017	Lincoln	/9	Loss	17-38
10/6/2018	Madison	/16	Loss	24-41
11/16/2019	Lincoln	/15	Loss	21-37

SERIES HISTORY: NEBRASKA VS. WISCONSIN

Nebraska and Wisconsin meet each year as Big Ten West opponents and will once again compete for the Freedom Trophy, which was first created before the 2014 matchup. The schools have met 14 times overall, with nine of those meetings coming since Nebraska joined the Big Ten in 2011.

- Wisconsin owns a 10-4 advantage in the all-time series between the schools, including an 8-1 edge since 2011.
- Nebraska has won just once in six trips to Madison and not since joining the Big Ten Conference in 2011.
- Nebraska's lone trip to the Big Ten Championship Game came in 2012 as the Legends Division champ. The Huskers were defeated by Wisconsin in Indianapolis in that game.
- Saturday's game will mark the fourth consecutive meeting in which an unranked Nebraska team has faced off against a ranked Badger squad.

HUSKERS SET FOR FIFTH RANKED OPPONENT

Nebraska will travel to Madison to take on a Wisconsin team that is ranked No. 19 in the Associated Press Poll and 20th in the USA Today Coaches Poll. The Badgers were ranked 18th in the College Football Playoff rankings last week.

Wisconsin will mark Nebraska's fifth ranked opponent of the 2021 season, joining Oklahoma, Michigan State, Michigan and Ohio State. Nebraska played at No. 3 Oklahoma on Sept. 18, at No. 20 Michigan State on Sept. 25, against No. 9 Michigan on Oct. 9, and against No. 6 Ohio State on Nov. 6. NU also has a game remaining with 18th-ranked Iowa on Nov. 26.

- Nebraska has dropped its first four games against ranked opponents this season by a total of 22 points, including three-point setbacks against Michigan State and Michigan.
- This season marks the first time Nebraska has played three top-10 opponents in the same season since 2008.
- The 2021 season marks the first time Nebraska has played five top-25 opponents since 2011.
- Using last week's College Football Playoff Rankings, eight of Nebraska's final nine games of the 2021 season will be played against teams who were ranked in the top 20 of the CFP rankings at one time, including four ranked in the top eight in the Nov. 9 rankings.

BLACKSHIRTS PLAYING AT HIGH LEVEL IN 2021

The veteran Nebraska Blackshirt defense has been strong in 2021, beginning with dominant efforts in home victories over Fordham and Buffalo. The Blackshirts have carried that momentum forward and rank among the Big Ten's best defenses.

- Nebraska held five straight opponents to 23 or fewer points before Michigan scored 32 points. That marked the first time NU held five straight foes to 23 points or less since games 4-8 of 2016. Nebraska is allowing 20.9 points per game to rank 27th nationally.
- The Blackshirt defense has held four Big Ten opponents to 350 or fewer yards. Dating back to last season, NU has held five of its last eight Big Ten opponents to 350 yards or less.
- The Blackshirts' most impressive defensive effort came at then-No. 20 Michigan State. The Huskers held MSU to 254 total yards in an overtime loss. In the final 30 minutes of regulation, Michigan State had no first downs and gained just 14 yards on 15 offensive plays.
- Nebraska held Oklahoma's high-powered offense to 408 total yards in a 23-16 setback on Sept. 18. OU's offensive output ended a streak of seven straight games with the Blackshirts limiting opponents to fewer than 400 yards. It was the first time NU held seven straight foes to less than 400 yards of offense since an eight-game streak spanning the 2009 and 2010 seasons.
- The Blackshirts posted one of the best defensive efforts against Oklahoma in recent years, limiting the Sooners to 23 points. That ended OU's FBS record streak of 65 straight games with at least 27 points.
- Oklahoma was held to seven points in the first half, marking the first time the Sooners were held to single digits in the first half of a home game since 2012.
- Nebraska held Ohio State to a season-low 26 points on Nov. 6. NU also held the Buckeyes scoreless in the first quarter, just the second team to accomplish that in 2021.

BIG TEN STANDINGS

WEST DIVISION

Place	Team	Overall	Big Ten
1.	Wisconsin	7-3	5-2
	Iowa	8-2	5-2
3.	Minnesota	6-4	4-3
	Purdue	6-4	4-3
5.	Illinois	4-6	3-4
6.	Nebraska	3-7	1-6
	Northwestern	3-7	1-6

EAST DIVISION

Place	Team	Overall	Big Ten
1.	Ohio State	9-1	7-0
2.	Michigan State	9-1	6-1
	Michigan	9-1	6-1
4.	Penn State	6-4	3-4
5.	Maryland	5-5	2-5
	Rutgers	5-5	2-5
7.	Indiana	2-8	0-7

PLAYER OF THE WEEK NOMINEES

OPP.	OFF.	DEF.	SPEC.	FROSH
ILL	--	--	--	--
FORD	Toure	Williams	--	--
BUFF	Martinez	Reimer	--	Ervin Jr.
OKLA	Martinez	Domann	--	--
MSU	--	Nelson	--	--
NW	Martinez	Domann	--	Yant
MICH	Johnson	--	--	--
MINN	--	--	--	--
PUR	--	--	--	--
OSU	--	--	--	--
WISC				
IOWA				

Bold indicates winner

2021 HUSKER HONORS

AUSTIN ALLEN, SR., TE

- Senior Bowl Watch List
- Mackey Award Watch List

CONNOR CULP, SR., PK

- Lou Groza Award Watch List

DAMION DANIELS, SR., DL

- Senior Bowl Watch List

MARQUEL DISMUKE, SR., S

- Senior Bowl Watch List

JOJO DOMANN, SR., OLB/NICKEL

- Senior Bowl Watch List
- Bronko Nagurski Trophy Watch List
- Big Ten Defensive Player of Week vs. Northwestern
- Lott Trophy Quarterfinalist

DAMIAN JACKSON, JR., DL

- Armed Forces Award Winner

CAM JURGENS, SO., C

- Rimington Trophy Watch List

ADRIAN MARTINEZ, JR., QB

- Senior Bowl Watch List
- Maxwell Award Watch List
- Johnny Unitas Golden Arm Award Watch List
- Allstate AFCA Good Works Team Nominee
- Witten College Man of Year Award Semifinalist

LUKE REIMER, SO., LB

- Big Ten Defensive Player of Week vs. Buffalo

BEN STILLE, SR., DL

- Senior Bowl Watch List
- Campbell Award Semifinalist
- Senior CLASS Award Nominee

CAM TAYLOR-BRITT, SR., CB

- Senior Bowl Watch List

SAMORI TOURE, SR., WR

- Senior Bowl Watch List

TRAVIS VOKOLEK, SR., TE

- Senior Bowl Watch List

DEONTAI WILLIAMS, SR., S

- Senior Bowl Watch List

LAST TIME OUT

OHIO STATE 26, NEBRASKA 17

Team Stats	OSU	NU
First Downs	25	18
Rushes-Yards	30-90	34-113
Passes	36-54-2	16-31-1
Passing Yards	405	248
Total Offense	495	361
3rd Downs	9-of-19	2-of-13
Turnovers	2	1
Penalties	8-65	6-60
Time of Possession	33:52	26:08

NU Rushing Leaders

Rahmir Johnson—16 carries, 62 yards

Adrian Martinez—18 carries, 51 yards

NU Passing Leader

Adrian Martinez—16-31-1, 248 yards, TD

NU Receiving Leaders

Samori Toure—4 catches, 150 yards, TD

Omar Manning—3 catches, 26 yards

Austin Allen—2 catches, 33 yards

NU Defensive Leaders

Luke Reimer—6 UT, 4 AT, 10 TT, PBU, Hurry

JoJo Domann—6 UT, 3 AT, INT, TFL, 2 PBU

Myles Farmer—5 UT, 2 AT, 7 TT, INT

Caleb Tannor—5 Tackles, Sacks, 1.5 TFL, Hurry

NOTING GAME 10

- The 72-yard touchdown pass from **Adrian Martinez** to **Samori Toure** was Nebraska's fifth play of the season covering at least 70 yards, and the second connection between the two of better than 70 yards.
- Toure had 150 receiving yards on four receptions for his fourth 100-yard receiving game of the season. His four 100-yard receiving games are second on Nebraska's season 100-yard receiving list.
- Toure's 150-yard receiving game was the first by a Nebraska player since JD Spielman had 160 receiving yards at Illinois in 2019. Toure's 150 receiving yards ranked 14th on Nebraska's single-game receiving yards list.
- Running back **Rahmir Johnson** rushed 16 times for 62 yards, marking his sixth straight game with at least 50 rushing yards.
- The Nebraska defense held Ohio State scoreless in the first quarter. The Huskers have allowed only seven points in six home games this season, and only 16 points overall in the first quarter.
- Linebacker **Luke Reimer** made 10 tackles for his fifth double-figure tackle game of the season. Reimer increased his season tackle total to 96.
- Nickel back **JoJo Domann** had nine tackles, two PBU and an interception. His interception was his second of the season (Fordham) and his two PBU tied his career high.
- Place-kicker **Chase Contreras** connected on a 39-yard field goal in the second quarter, his longest field goal as a Husker.
- Safety **Marquel Dismuke** made his 30th consecutive start in the game.
- Ohio State's 26 points were a season low for the Buckeyes and Nebraska was only the second team to hold OSU scoreless in the first quarter.

- Nebraska limited Ohio State to 5.9 yards per play, the third-lowest average by the Buckeyes in the past three seasons.
- The Blackshirt defense allowed 33 points in a three-game stretch from Fordham to Oklahoma. That was the fewest points Nebraska had allowed in a three-game stretch since the 2010 season.
- Nebraska defeated Fordham (52-7) and Buffalo (28-3) in consecutive home wins. The defensive efforts in its two victories marked the first time Nebraska held back-to-back opponents to single digits since 2010 when NU defeated Kansas 20-3 and lost 9-6 at Texas A&M.
- The three points allowed against Buffalo were Nebraska's fewest allowed since a 24-3 win over Michigan State in 2011. Nebraska held the Bulls scoreless in the first half, the first opponent NU has blanked in the first half since taking a 34-0 halftime lead at Maryland in 2019.
- Nebraska went more than seven quarters without allowing a TD before Oklahoma's first-quarter score. NU also went 79:57 of game time without giving up a point before Buffalo's third-quarter field goal.
- Nebraska did not allow a point in the fourth quarter of its first three games before an Oklahoma touchdown in the fourth quarter. Nebraska has outscored the opposition 75-46 in the fourth quarter.
- The defense has also set the tone in the first quarter. Opponents have scored just 23 first-quarter points, with the Blackshirts surrendering just three first-quarter touchdowns through 10 games. Nebraska has allowed just seven first-quarter points in six home games.
- NU's three takeaways against Fordham were its most since forcing four turnovers at Maryland in 2019. Nebraska intercepted three passes vs. Fordham, the first game with three picks since the 2019 season opener against South Alabama.

VETERAN DEFENDERS LEADING HUSKERS

Nebraska's defensive success comes as a result of a battle-tested veteran unit, as NU returned 11 full- or part-time starters in 2021. NU currently has nine Blackshirts with at least 15 career starts.

- Nebraska allowed 169.5 rushing yards and 386.5 total yards per game in 2020. Those totals marked the fewest rushing and total yards allowed per game by a Husker defense since the 2016 season. The Huskers are pacing ahead of those numbers in 2021, allowing 132.5 rushing yards and 363.1 total yards per contest.
- A total of seven Husker defenders earned at least honorable-mention All-Big Ten accolades last season. That was the highest number of all-conference defenders since Nebraska joined the Big Ten in 2011, and six of those seven All-Big Ten selections returned this fall.
- Cornerback **Cam Taylor-Britt** was a second-team All-Big Ten honoree in 2020. Taylor-Britt has ranked in the top 70 nationally in interceptions each of the last two years, and he ranked third nationally in forced fumbles in 2019.
- Taylor-Britt is playing his best football in recent weeks. Against Michigan, Taylor-Britt posted career highs in both tackles (11) and PBU (3). A week later at Minnesota, he had seven tackles, including a sack and a career-high two TFL, and recorded his first interception of the season, before adding five tackles and two PBU vs. Purdue. Taylor-Britt has 42 tackles and a team-high nine PBU in 2021.
- Safety **Marquel Dismuke**, outside linebacker **JoJo Domann**, inside linebacker **Will Honas**, defensive lineman **Ben Stille** and safety **Deontai Williams** all returned as "super seniors" in their sixth year playing college football. Each of the five "super seniors" earned honorable-mention All-Big Ten accolades last season.
- Dismuke has started 30 consecutive games at safety. Dismuke has totaled 195 tackles in his career, including 37 in 2021.
- Domann led the Huskers with a career-high 58 tackles, 6.5 tackles for loss, five pass breakups, two forced fumbles and a fumble recovery in 2020.
- Domann has played at an All-Big Ten level in 2021 with 72 tackles, nine tackles for loss and two interceptions. He will miss the final two games after undergoing hand surgery following the Ohio State game. Domann made a career-high 13 tackles against Purdue, after injuring his hand early in the game. Domann had two sacks and three tackles for loss against Northwestern while also forcing two fumbles against the Wildcats. His effort earned him Big Ten Defensive Player-of-the-Week honors. Domann is third among all active FBS players with nine career forced fumbles.
- Stille returned to anchor the defensive line in 2021. His 32 career starts, including 18 straight over the past two seasons, are the most of any current Blackshirt. Stille is Nebraska's active career leader with 29.5 tackles for loss and 14.0 sacks.
- Williams set career highs with 51 tackles, 4.0 tackles for loss and 1.0 sack in 2020. Williams also had a sack, forced fumble and fumble recovery for a touchdown on the same play against Penn State in 2020, believed to be the first Husker ever to accomplish that feat.
- Williams is a defensive leader, with a team-high four interceptions, which ranks sixth nationally in 2021. Williams leads defensive backs with 47 total tackles and has two tackles for loss.
- The returning All-Big Ten performers were not the only experienced Blackshirts, as Nebraska returned five additional starters in 2021.
- **Damion Daniels** started three games at nose guard in 2020, and is anchoring the Nebraska defensive front this season. He has 31 tackles, two TFL and 2 PBU in 2021.

- **Garrett Nelson** has started every game at outside linebacker the past two years. He ranks seventh in the Big Ten with 10.5 tackles for loss, and has a team-high 4.0 sacks. Nelson had a career-best 2.5 TFL at Illinois and two at Michigan State. He has at least one tackle for loss in 11 of the past 13 games.
- **Luke Reimer** jumped to the forefront at linebacker in 2020 with 40 tackles. In 2021, Reimer leads the Huskers with 96 tackles, including five games with double-figure tackle totals. He made a career-high 19 tackles against Purdue, the most by a Husker in a Big Ten Conference game and the most by a Nebraska defender since All-American Lavonte David also had 19 stops against South Dakota State in 2010. It is the second-most tackles in an FBS game this season.
- Reimer is fifth in the Big Ten in tackles per game. He had a standout game against Buffalo with a then-career-high 16 tackles and his first career interception, which he returned to the UB 1 to set up a touchdown. His play against the Bulls earned Reimer Big Ten Defensive Player of the Week.
- **Nick Henrich** has started every game at linebacker in 2021. He ranks second for the Huskers with 87 tackles. He had a career-high 15 tackles against Michigan and also reached double figures with 11 tackles at Illinois, and 14 against Purdue. Henrich ranks sixth in the Big Ten in tackles per game.
- **Caleb Tannor** has started 15 games at outside linebacker over the past two seasons, including all 10 games this season. Tannor has 29 tackles, two sacks and 5.5 TFL, including five tackles and a sack against Ohio State.
- **Ty Robinson** has started nine games on the defensive line over the past two seasons. This season, Robinson has 22 tackles, three TFL and a sack in 2021.

NEBRASKA OFFENSE SHOWING EXPLOSIVE ABILITY

The Nebraska offense has shown good balance and has posted impressive statistics in 2021, including one of its best offensive performances in recent years in a 56-7 win over Northwestern.

- Nebraska enters the final two games ranked 16th nationally in total offense (459.2 ypg), 34th both in rushing offense (194.4 ypg) and passing offense (264.8 ypg). Nebraska is one of only six FBS teams to rank in the top 40 in both rushing and passing, joining Ohio State, Ole Miss, Coastal Carolina, North Carolina and Florida.
- Nebraska's 56 points against Northwestern were its most under Scott Frost, and also its most in a Big Ten game in 11 seasons in the conference. It was the most in any conference game since also scoring 56 at Kansas State in 2008.
- The Huskers posted 21 points in the first quarter and 35 points before halftime against Northwestern on Oct. 2, marking their best first quarter and first half scoring outputs since 2018.
- NU rushed for 427 yards against Northwestern, its second-highest rushing total in a Big Ten game and its most in any game since 2014.
- Nebraska's 657 yards of total offense vs. the Wildcats marked its second 600-yard outing in 2021, and its sixth 600-yard game in Scott Frost's four seasons. It was Nebraska's best offensive output since posting 674 yards at Illinois in 2019. Among Big Ten teams, only Ohio State (11) has more 600-yard games over the past four seasons.
- Against Fordham, Nebraska finished the game with 329 rushing yards and 304 passing yards to roll up 633 yards of total offense.
- Nebraska's 300-300 offensive output was a rare statistical feat in school history. The Huskers had reached that mark just twice previously (vs. South Dakota State in 2013 and at Illinois in 2019).
- Nebraska has accounted for two of the seven 300/300 games by Big Ten teams over the past four years (Ohio State-3; Maryland-1; Penn State-1).
- Nebraska had rushes of 64 and 83 yards against Northwestern, in addition to a 70-yard pass on the game's first play. It marked the second time this season Nebraska has had three plays of 60 yards or longer in a game, after also accomplishing it against Buffalo. Prior to this season, Nebraska had not had three 60-yard plays in the same game since 2010 at Kansas State.
- Nebraska averaged 8.9 yards on 74 offensive snaps against Northwestern. For the season, Nebraska averages 6.57 yards per play to rank third in the Big Ten and 20th nationally.
- Nebraska has 11 plays of 50 yards or more in 2021, its most in a season since also having 11 in 2014. Nebraska's 11 plays of more than 50 yards ranks eighth in the nation. Nebraska is tied for the national lead in plays of 60 yards or more (8) and 70 yards or more (5), and also ranks in the top 10 nationally in plays of more than 20, 30 and 40 yards.

FBS TEAMS RANKING IN TOP 40 IN RUSHING AND PASSING

TEAM	RUSHING	PASSING	TOTAL OFFENSE
Ohio State	30 (196.8)	6 (353.6)	1 (550.4)
Ole Miss	3 (239.8)	23 (282.4)	3 (522.2)
Coastal Carolina	8 (228.1)	36 (264.7)	8 (492.8)
Florida	9 (227.6)	34 (264.8)	9 (492.4)
North Carolina	23 (203.4)	26 (275.8)	11 (479.2)
Nebraska	34 (194.4)	34 (264.8)	16 (459.2)

2021 OFFENSE GAME-BY-GAME

RUSHING

GAME	ATT.	YDS.	TD	LONG
ILL	39	160	2	75
FORD	65	329	6	21
BUFF	41	220	2	71
OKLA	38	95	1	13
MSU	50	194	2	45
NW	53	427	7	83
MICH	32	144	1	24
MINN	31	136	2	29
PUR	29	130	1	33
OSU	34	113	1	21
WISC				
IOWA				

PASSING

GAME	COM-ATT-INT	YDS	TD	LG	SACKS
ILL	16-32-0	232	1	43	5-35
FORD	17-23-0	254	1	30	1-2
BUFF	14-20-0	296	2	68	0-0
OKLA	19-25-1	289	1	55	5-28
MSU	25-36-1	248	0	24	7-34
NW	15-21-0	230	1	70	0-0
MICH	18-28-1	291	3	46	1-2
MINN	18-33-0	241	1	40	2-19
PUR	14-29-4	269	2	43	1-3
OSU	16-31-1	248	1	72	5-31
WISC					
IOWA					

2021 DEFENSE GAME-BY-GAME

RUSHING DEFENSE

GAME	ATT.	YDS.	TD	LONG
ILL	48	167	1	45
FORD	28	129	0	30
BUFF	33	135	0	30
OKLA	35	194	2	23
MSU	30	71	0	23
NW	26	37	0	11
MICH	42	204	3	50
MINN	43	182	1	56
PUR	41	116	1	13
OSU	30	90	0	22
WISC				
IOWA				

PASSING DEFENSE

GAME	COM-ATT-INT	YDS	TD	LG	SACKS
ILL	15-19-0	159	2	45	3-17
FORD	18-30-3	163	1	31	1-4
BUFF	27-50-1	224	0	21	0-0
OKLA	24-34-0	214	1	23	0-0
MSU	14-23-1	183	1	35	3-18
NW	25-40-0	256	1	43	4-38
MICH	22-39-1	255	0	48	1-13
MINN	21-25-2	214	3	36	1-12
PUR	34-45-0	233	2	21	2-10
OSU	36-54-2	405	2	75	2-20
WISC					
IOWA					

SACKS/TFL

GAME	SACKS	YARDS	TFL	YARDS
ILL	3	17	9	28
FORD	1	4	5	10
BUFF	0	0	6	13
OKLA	0	0	4	7
MSU	3	18	9	36
NW	4	38	7	50
MICH	1	13	2	20
MINN	1	12	7	25
PUR	2	10	5	17
OSU	2	20	5	25
WISC				
IOWA				

MARTINEZ CAREER RECORD WATCH

PASSING YARDS

RK.	PLAYER, YEARS	YDS
1.	Tommy Armstrong Jr., 2013-17	8,871
2.	Adrian Martinez, 2018-pres.	8,140

COMPLETIONS

RK.	PLAYER, YEARS	COMP.
1.	Adrian Martinez, 2018-present	647
2.	Tommy Armstrong Jr., 2013-16	625

COMPLETION PERCENTAGE

RK.	PLAYER, YEARS	PCT.
1.	Joe Ganz, 2006-08	65.1
2.	Adrian Martinez, 2018-present	63.4

Minimum 1,000 career passing yards

TOTAL OFFENSE

RK.	PLAYER, YEARS	YDS
1.	Tommy Armstrong Jr., 2013-16	10,690
2.	Adrian Martinez, 2018-present	10,418
3.	Taylor Martinez, 2010-13	10,233
4.	Eric Crouch, 1998-2001	7,915

TOTAL OFFENSIVE YARDS PER GAME

RK.	PLAYER, YEARS	YPG
1.	Adrian Martinez, 2018-present	274.2
2.	Tanner Lee, 2017	253.8
3.	Tommy Armstrong Jr., 2013-16	237.6

Minimum 3,000 total yards

QUARTERBACK RUSHING YARDS

RK.	PLAYER, YEARS	YDS
1.	Eric Crouch, 1998-2001	3,434
2.	Taylor Martinez, 2010-13	2,975
3.	Jammal Lord, 2000-03	2,573
4.	Adrian Martinez, 2018-present	2,278

RUSHING TOUCHDOWNS

RK.	PLAYER, YEARS	TD
1.	Eric Crouch, 1998-2001	59
2.	Mike Rozier, 1981-83	49
3.	Ahman Green, 1995-97	42
4.	Calvin Jones, 1991-93	40
5.	Ameer Abdullah, 2011-14	39
6.	Adrian Martinez, 2018-present	34

250-YARD PASSING GAMES

RK.	PLAYER, YEARS	GMS
1.	Adrian Martinez, 2018-present	15
2.	Tommy Armstrong Jr., 2013-16	14

300-YARD PASSING GAMES

RK.	PLAYER, YEARS	GMS
1.	Joe Ganz, 2006-08	8
2.	Tommy Armstrong Jr., 2013-16	6
3.	Taylor Martinez, 2010-13	4
t-4.	Adrian Martinez, 2018-present	3

300-YARD TOTAL OFFENSE GAMES

RK.	PLAYER, YEARS	GMS
1.	Adrian Martinez, 2018-present	18
2.	Tommy Armstrong Jr., 2013-16	13

400-YARD TOTAL OFFENSE GAMES

RK.	PLAYER, YEARS	GMS
1.	Adrian Martinez, 2018-present	5
2.	Joe Ganz, 2006-08	3

- Nebraska opened the season with a 100-yard rusher and 100-yard receiver in each of the first three games. Adrian Martinez had two 100-yard rushing games (Illinois, Buffalo), with Markese Stepp adding a third 100-yard game (Fordham). Samori Toure topped the century mark in receiving yards in back-to-back weeks (Fordham, Buffalo), after Oliver Martin surpassed 100 yards at Illinois.
- Research indicates it was the first time in school history Nebraska has had a 100-yard rusher and 100-yard receiver in three straight games.
- Nebraska has had four different players top 100 yards receiving in 2021 (Toure, Martin, Johnson, Allen). It is the first time four players have recorded 100-yard receiving games in the same season since 2007.

MARTINEZ MAKING MARK IN NEBRASKA RECORD BOOK

Adrian Martinez ranks statistically among the top quarterbacks in Nebraska history and among the top active quarterbacks in numerous statistical categories. He has thrown for 8,140 yards in his career, rushed for 2,278 yards and totaled 10,418 yards of offense.

Martinez became the third Husker with 10,000 career total offense yards against Purdue, and he is 273 yards from the school record for total offense. Martinez owns six Nebraska career records, five season records and one game record.

- Martinez is NU's all-time leader in total offensive yards per game (274.2), 400-yard total offense games (5), 300-yard total offense games (18), 250-yard passing games (15) and pass completions (647).
- In 2021, Martinez is averaging 301.4 yards per game in total offense to rank 17th nationally and third in the Big Ten. Martinez accounted for at least 250 yards of total offense in each of the first seven games of 2021, and eight straight games overall, a Nebraska school record.
- Martinez ranks among the top 30 nationally in passing yards per game (27th), passing yards per completion (8th), points responsible for (19th), rushing touchdowns (18th), total offense (17th), total touchdowns (25th) and yards per pass attempt (8th).
- In Nebraska's win over Buffalo, Martinez rushed nine times for 112 yards for his sixth career 100-yard rushing game and his second of 2021. He had a 71-yard run, marking the second-longest rush of his career, bettered only by a 75-yard touchdown run at Illinois in the season opener.
- Martinez threw for 289 yards at Oklahoma to post 1,000 passing yards through four games. Martinez has four 1,000-yard passing seasons, the first quarterback in Nebraska history to accomplish that feat. He is one of just four Huskers with a pair of 2,000-yard passing seasons.
- Martinez has 12 rushing touchdowns in 2021, including a career-high three rushing TDs against Northwestern. Martinez has 34 career rushing touchdowns to rank sixth in school history. He is the fourth Nebraska signal caller with 30 career rushing touchdowns, and his 34 career rushing touchdowns are tied for fifth all-time among Big Ten quarterbacks.
- Martinez's big-play ability has shined in 2021. He has five runs of 25 yards or more, including runs of 75 (at Illinois) and 71 (Buffalo) yards. Martinez leads the nation in 70-yard runs (2). In the passing game, he ranks sixth nationally in 30-yard passes (23).
- Martinez eclipsed the 2,000 career rushing yard mark against Buffalo to become the fifth Nebraska quarterback to crack that rushing milestone. His 2,278 career rushing yards are the fourth-most in Nebraska history by a quarterback and rank second among all active FBS quarterbacks.
- Martinez is one of three active FBS quarterbacks with 7,000 career passing yards and 2,000 career rushing yards. Martinez is one of only four players in Big Ten history with 8,000 career passing yards and 2,000 career rushing yards.
- Martinez has 20 games in his career with at least one rushing and one passing touchdown. He is one of only 16 quarterbacks in the FBS ranks to accomplish that feat since 2000.

BIG TEN QUARTERBACK CAREER RECORDS

RUSHING YARDS

RK.	PLAYER, SCHOOL	YDS
1.	Denard Robinson, Michigan	4,495
2.	Antwaan Randle El, Indiana	3,895
3.	Braxton Miller, Ohio State	3,263
4.	J.T. Barrett, Ohio State	3,263
5.	Taylor Martinez, Nebraska	2,975
6.	Juice Williams, Illinois	2,557
7.	Adrian Martinez, Nebraska	2,278

RUSHING TOUCHDOWNS

RK.	PLAYER, SCHOOL	TDs
1.	Antwaan Randle El, Indiana	44
2.	J.T. Barrett, Ohio State	43
3.	Denard Robinson, Michigan	42
4.	Art Schlichter, Ohio State	35
5.	Rick Leach, Michigan	34
	Adrian Martinez, Nebraska	34

BIG TEN QUARTERBACKS WITH 8,000 PASS YARDS & 2,000 RUSH YARDS

PLAYER, SCHOOL	YEARS	RUSHING YDS	PASSING YDS
Juice Williams, Illinois	2006-09	2,557	8,037
Nathan Scheelhaase, Illinois	2010-13	2,066	8,568
J.T. Barrett, Ohio State	2014-17	3,263	9,434
Adrian Martinez, Nebraska	2018-pres.	2,278	8,140

ACTIVE FBS QUARTERBACKS WITH 7,000 PASS YARDS & 2,000 RUSH YARDS

PLAYER, SCHOOL	CLASS	RUSHING YDS	PASSING YDS
D'Eriq King, Miami/Houston	Sr.	2,055	8,378
Adrian Martinez, Nebraska	Jr.	2,278	8,140
Malik Cunningham, Louisville	Jr.	2,297	7,473

ACTIVE FBS LEADERS IN CAREER TOTAL OFFENSIVE YARDS PER GAME

RK.	PLAYER	SCHOOL	GAMES	YPG
1.	Dillon Gabriel	UCF	26	323.4
2.	Sam Howell	North Carolina	35	309.7
3.	Bailey Zappe	Western Kentucky	47	307.8
4.	Carson Strong	Nevada	30	283.2
5.	Brock Purdy	Iowa State	45	280.8
6.	Sam Hartman	Wake Forest	32	277.9
7.	McKenzie Milton	UCF/Florida State	38	277.5
8.	Kedon Slovis	USC	27	275.0
9.	Adrian Martinez	Nebraska	38	274.2

Note: Minimum 20 career games played

ACTIVE FBS LEADERS IN QUARTERBACK RUSHING YARDS

RK.	PLAYER	SCHOOL	GAMES	YPG
1.	Malik Cunningham	Louisville	43	2,297
2.	Adrian Martinez	Nebraska	38	2,278
3.	Amani Rogers	Ohio	34	2,185

- Martinez completed a school-record 71.5 percent of his passes in 2020. His completion percentage led the Big Ten and ranked fourth nationally. His 71.5 completion percentage also ranked fifth overall in Big Ten history and was the fourth-highest mark in a Big Ten Conference season. Martinez is completing 61.3 percent of his passes in 2021.
- Martinez set a then-Nebraska record with an 86.2 completion percentage against Minnesota in 2018, connecting on 25-of-29 passes for 276 yards and three touchdowns. He bettered that mark at Iowa in 2020, connecting on 18-of-20 passes for a school-record 90.0 percent completion rate.
- In 2020, Martinez ranked second nationally in rushing yards per game among quarterbacks (74.4 yards per game). He was the only Power Five quarterback to average 70 rushing yards per game.
- At Illinois in 2019, Martinez produced one of only two 300-yard passing and 100-yard rushing performances in Nebraska history (328 passing, 118 rushing).
- He averaged a school-record 295.1 yards of total offense per game as a true freshman in 2018. That average ranked 12th nationally, led all freshmen and was the ninth-highest average by a freshman in NCAA history, including the third-best mark ever by a true freshman.
- In 2018, Martinez became just the sixth freshman in NCAA history to average 200 passing yards and 50 rushing yards per game and just the second true freshman to hit those marks.

HUSKER PASSING ATTACK MORE EXPLOSIVE IN 2021

The Nebraska passing attack has shown improvement from last season in its ability to stretch the field. The Huskers are producing more big plays while remaining efficient.

- Nebraska is averaging 9.29 yards per pass attempt this season to rank seventh nationally. In 2020, the Huskers ranked 93rd nationally with average of 6.64 yards per pass attempt. NU's increase of 2.65 yards per pass attempt from the 2020 to the 2021 season ranks fifth nationally and is the largest improvement among all Power Five programs.
- The Huskers' season average of 9.29 yards per pass attempt is on pace to be a school record. The current record was set in 1978, when Nebraska averaged 9.09 yards per pass attempt.
- Nebraska is averaging 15.05 yards per completion, ranking eighth nationally in that category. In 2020, the Huskers ranked 116th nationally with an average of 9.75 yards per completion. Nebraska's increase of 5.3 yards per completion from the 2020 to the 2021 season is the highest among all Power Five programs and ranks fourth nationally overall.
- The Huskers' season average of 15.05 yards per completion is on pace to be the program's best mark since the 2003 season, when Nebraska averaged 15.1 yards per completion while throwing the ball fewer than 15 times per game.
- Among seasons when Nebraska has averaged at least 20 passing attempts per game, only four times has a Husker team averaged at least 14.0 yards per completion (15.2 yards in 1972, 14.8 yards in 1976, 14.3 yards in 1973 and 14.0 yards in 1995). The Huskers are averaging 28.5 passes per game this season.
- Nebraska has remained efficient through the air. The Huskers boast a completion percentage of 61.8, which is on pace to rank fifth in school history.
- Individually, **Adrian Martinez** ranks eighth with an average of 15.13 yards per completion and eighth with an average of 9.27 yards per pass attempt.

NEBRASKA UNDER FROST

Overall	15-27
vs. AP Ranked Teams.....	0-11
vs. AP Top 10 Teams.....	0-6
vs. Unranked Teams.....	15-16
vs. Big Ten Teams	10-23
Home.....	11-12
Road	4-15
Neutral.....	0-0
In August.....	1-1
In September.....	4-8
In October	4-8
In November	4-9
In December.....	2-1
In January	0-0
When Rushing for 200 or More Yards.....	10-8
When Rushing for 300 or More Yards.....	7-1
When Passing for 200 or More Yards	11-18
When Passing for 300 or More Yards	2-2
When NU Player Rushes for 100 Yards	9-7
When NU Has Two 100-Yard Rushers.....	2-1
When NU Player Has 100 yards Receiving.....	10-8
When Opponent Has 100-Yard Rusher	2-13
When Scoring 35 or More Points	10-0
When Holding Opponent to 10 Point or Less... 8-0	
When Forcing Three or More Turnovers.....	5-1
When Winning Turnover Margin	9-4
When Nebraska Scores First.....	12-9
When Nebraska Leads at Halftime	12-6
When Nebraska Trails at Halftime	3-20
When Nebraska is Tied at Halftime.....	0-1
Games Decided by 11 Points or More	9-8
Games Decided by 10 Points or Less.....	6-19
Games Decided by 7 Points or Less.....	5-15
Games Decided by 3 Points or Less.....	2-6
Overtime Games	0-3

FROST AS A HEAD COACH

Overall	34-34
vs. AP Ranked Teams.....	3-12
vs. AP Top 10 Teams.....	1-6
vs. Unranked Teams.....	31-22
Home.....	21-15
Road	12-18
Neutral.....	1-1
In August.....	2-0
In September.....	8-10
In October	10-10
In November	10-11
In December.....	3-2
In January	1-0
When Rushing for 200 or More Yards.....	18-9
When Rushing for 300 or More Yards.....	8-1
When Passing for 200 or More Yards	26-20
When Passing for 300 or More Yards	11-3
When Player Rushes for 100 Yards	14-6
When Has Two 100-Yard Rushers	2-1
When Player Has 100 yards Receiving.....	13-12
When Opponent Has 100-Yard Rusher	6-16
When Scoring 35 or More Points	24-0
When Holding Opponent to 10 Point or Less.....	12-0
When Forcing Three or More Turnovers... 15-2	
When Winning Turnover Margin	24-5
When Scoring First	23-14
When Leading at Halftime.....	28-8
When Trailing at Halftime	6-23
When Tied at Halftime	0-2
Games Decided by 11 Points or More	22-12
Games Decided by 10 Points or Less.....	12-22
Games Decided by 7 Points or Less.....	9-18
Games Decided by 3 Points or Less.....	2-7
Overtime Games	1-4

CHARTING THE HUSKERS

ALL-TIME WINS

RK.	SCHOOL	WINS
1.	Michigan	973
2.	Ohio State	940
3.	Alabama	938
4.	Texas	927
	Notre Dame	927
6.	Oklahoma	926
7.	Nebraska	908
8.	Penn State	908

CONFERENCE TITLES

RK.	SCHOOL	TITLES
1.	Oklahoma	50
2.	Nebraska	46
3.	Michigan	42

AP NATIONAL TITLES

RK.	SCHOOL	TITLES
1.	Alabama	12
2.	Notre Dame	8
3.	Oklahoma	7
4.	Miami	5
	Ohio State	5
	USC	5
t-7.	Nebraska	4

COACHES POLL NATIONAL TITLES

RK.	SCHOOL	TITLES
1.	Alabama	11
2.	Oklahoma	6
3.	USC	5
t-4.	Nebraska	4

NATIONAL TITLES SINCE 1970

RK.	SCHOOL	TITLES
1.	Alabama	12
2.	Nebraska	5
	Miami	5

BOWL APPEARANCES

RK.	SCHOOL	BOWLS
1.	Alabama	66
2.	Texas	56
3.	Georgia	55
4.	Oklahoma	54
t-5.	Nebraska	53

HEISMAN TROPHY WINNERS

RK.	SCHOOL	WINNERS
1.	Notre Dame	7
	Ohio State	7
	Oklahoma	7
4.	USC	6
t-5.	Nebraska	3

NFL DRAFT PICKS

RK.	SCHOOL	PICKS
1.	Notre Dame	520
2.	USC	517
3.	Ohio State	473
4.	Oklahoma	402
5.	Michigan	387
6.	Alabama	384
7.	Penn State	367
8.	Nebraska	364

ACTIVE FBS LEADERS IN CAREER RECEIVING YARDS

RK.	PLAYER	SCHOOL	GAMES	YPG
1.	Justin Hall	Ball State	53	3,378
2.	Jerreth Sterns	Western Kentucky	37	3,329
3.	Samori Toure	Montana/Nebraska	46	3,206
4.	Keke Chism	Missouri	53	3,082

Note: NCAA FBS active career leaders include a player's FCS stats, if applicable

TOURE LEADING HUSKER RECEIVING CORPS

Samori Toure joined the program in January after earning FCS All-America honors at Montana. Toure has made his mark for the Huskers, leading NU with 33 catches, 718 yards and four touchdowns. He is coming off a strong performance against Ohio State with four receptions for 150 yards and a 72-yard touchdown. Toure was recently added to the Biletnikoff Award Watch List.

- **Toure** ranks first in the Big Ten and seventh nationally with an average of 21.8 yards per reception and fourth among players with at least 25 receptions. Toure's 21.8-yard average is 2.9 yards more than any other Big Ten player. His 21.8 yard-per-catch average also ranks second in school history among Huskers who had at least 20 receptions in a season.
- Toure caught two passes for 136 yards against Buffalo, scoring on a pair of 68-yard touchdown receptions. Toure's two catches of better than 65 yards marked the third time in school history a Husker player had accomplished that statistical achievement, joining Irving Fryar (1983 at Minnesota, 70 and 68 yards) and Frantz Hardy (2006 vs. Kansas, 78 and 75 yards).
- Toure's 136-yard effort against Buffalo was his second straight 100-yard receiving game. He had eight catches for 133 yards against Fordham. Toure was the first Husker with back-to-back 100-yard receiving games since JD Spielman against Purdue and Wisconsin in 2018.
- Toure added his third 100-yard receiving game of the season against Northwestern, when he had two catches for 108 yards and a touchdown. He helped set the tone for the game with a 70-yard reception on the game's first play from scrimmage.
- Against Ohio State, Toure again showed his big-play ability with a 72-yard reception and a second catch covering 53 yards to the Buckeye 1 to set up another touchdown.
- Toure's four 100-yard receiving games this season are tied for second in Nebraska history, trailing only Stanley Morgan Jr., who had five 100-yard receiving games in 2017. Toure has 12 career 100-yard receiving games, including eight at Montana.
- Toure's four catches of longer than 60 yards are tied for the most in the nation.

Toure caught 87 passes for a school-record 1,495 receiving yards at Montana in 2019. He came to Nebraska with career totals of 155 receptions, 2,488 yards and 20 touchdowns. Toure now has 3,206 career receiving yards, third-most among active FBS players.

ALLEN PUTTING TOGETHER STRONG 2021 CAMPAIGN

Tight end **Austin Allen** is enjoying his best season as a Cornhusker in 2021, and is a strong contender for All-Big Ten honors. The Aurora, Neb., native has 29 receptions for 404 yards and two touchdowns.

- Allen is the first Nebraska tight end since 2008 to reach 400 receiving yards, and he is on pace to challenge Nebraska tight end season records for receptions and receiving yards. He is five catches from the season tight end record of 34 catches by Tyler Hoppes in 2017. Allen needs 156 receiving yards to reach Junior Miller's 43-year-old record of 560 receiving yards by a tight end in 1978.
- Allen caught five passes for a career-high 121 yards and a touchdown at Minnesota. His 121 yards bettered his previous career high by 60 yards, and each of his first four receptions covered at least 20 yards. Allen's 121 receiving yards tied for the fifth-most in a game for a Husker tight end and marked the first 100-yard receiving game by an NU tight end since 2017.
- In addition to his four 20-yard catches at Minnesota, Allen had a career-long 46-yard TD catch against Michigan, giving him five long receptions in a two-game stretch. He has seven receptions in 2021 of 20-plus yards, and his 13.8 yards per catch leads all Big Ten tight ends.
- Allen had a career-high six receptions at No. 3 Oklahoma and added four each against Michigan State and Fordham, when he had a then-career-high 61 yards.

HUSKERS FEATURE NUMEROUS PLAY-MAKING OPTIONS

Toure and Allen are far from NU's only playmakers at the skill positions. The Huskers have four different players with 100-yard receiving games and have had multiple backs lead the rushing attack.

- **Zavier Betts** has flashed his play-making ability in his two seasons in the program. Betts has 18 catches for 267 yards this season, including a career-high 62 yards on five catches at Michigan State. The previous week, he had a career-long 55-yard catch at Oklahoma. Betts' speed was evident against Northwestern when he took an option pitch and raced 83 yards for a rushing touchdown. It was the longest run for a Husker since 2012.
- **Omar Manning** has 24 catches for 331 yards, including a career-best 75 yards on four catches against Purdue. Manning added his second career TD catch against the Boilermakers.

- **Oliver Martin** opened the year by setting career highs in receptions (6) and yards (103) at Illinois. He also had a career-long 43-yard catch, and caught a four-yard touchdown pass, registering a touchdown catch at a third Big Ten school (also Michigan, Iowa). Martin averages 17.0 yards on his 10 receptions this season.
- Sixth-year senior **Levi Falck** has 14 catches for 198 yards this season, including a 13-yard touchdown catch against Michigan, and a career-long 43-yard catch vs. Purdue. A graduate transfer from South Dakota, Falck surpassed 1,000 career receiving yards against Michigan.
- **Travis Vokolek** made four starts at tight end and caught nine passes for 91 yards in 2020. He missed the first three games in 2021 before returning at Oklahoma, where he showed his potential with a career-long 38-yard reception. He has eight catches in 2021, with a season-high three against Ohio State.
- At running back, **Rahmir Johnson** has stepped to the forefront in recent weeks. Johnson has 112 carries for 495 yards and four touchdowns in 2021. He has rushed for better than 50 yards in each of the past six games, including a career-high 83 yards and two TDs on 11 carries at Minnesota.
- Johnson's two touchdowns at Minnesota marked his second multi-TD game in 2021 (Northwestern). He also flashed his all-purpose ability against Michigan, catching seven passes for 105 yards, including a 41-yard touchdown. He finished with a career-high 172 all-purpose yards against the No. 9 Wolverines.
- Fellow running backs **Jaquez Yant** (127 yards vs. Northwestern) and **Markese Stepp** (101 yards vs. Fordham) have topped the century mark this season.

FOUR HUSKERS SERVING AS 2021 TEAM CAPTAINS

Austin Allen, Damion Daniels, Adrian Martinez and **Cam Taylor-Britt** were elected as captains for the 2021 season. Martinez, who was also selected as a team captain in 2019 and 2020, is the first three-time captain in the history of Nebraska football.

- Allen has played in 42 games in his Husker career with 22 starts. He was named to the preseason watch list for the Mackey Award and was selected for the Senior Bowl watch list. He has caught 56 passes in his career for 777 yards.
- Daniels is the second member of his family to be selected as a Nebraska captain, as his older brother Darrion was a team captain for the 2019 season. Damion and Darrion are the ninth brothers to each serve as Husker captains, and the first since Ty Steinkuhler (2008) and Baker Steinkuhler (2012) were each captains as seniors. Damion has played in 42 career games.
- The first three-time captain in program history, Martinez is in his fourth season as Nebraska's starting quarterback. Martinez has started 37 games in his career, and he owns one Nebraska game record, five season marks and six career records.
- Taylor-Britt was a second-team All-Big Ten selection in 2020, and has 26 career starts. He leads Nebraska with nine pass breakups this season.

HUSKERS BOAST 20 GRADUATES PLAYING THIS SEASON

A total of 20 Huskers are playing this season as college graduates. The group of graduates includes all eight seniors and 12 juniors. Fourteen players earned their degree from Nebraska, while the remaining six players were graduate transfers into the Husker program.

- Nebraska is one of only 14 FBS programs - including just two Big Ten teams (Illinois - 29) - with at least 20 college graduates on their 2021 roster.
- **Ben Stille** has already earned both his bachelor's and master's degree in nutrition and health sciences and began coursework on a second master's degree this fall.

HUSKER GRADUATES		MOST GRADUATES ON ROSTER		
<ul style="list-style-type: none"> • Austin Allen • Broc Bando • Chancellor Brewington (Northern Arizona) • Kyan Brumfield (Colgate) • Connor Culp (LSU) • Damion Daniels • Marquel Dismuke • JoJo Domann • Levi Falck (South Dakota) • Trent Hixson • Will Honas • Chris Kolarevic (Northern Iowa) • Adrian Martinez • Lane McCallum • Matt Sichterman • Ben Stille • Deontre Thomas • Samori Toure (Montana) • Travis Vokolek • Deontai Williams 	RK.	TEAM	GRADUATES	
	1.	Illinois	29	
	2.	Western Kentucky	27	
	3.	SMU	26	
		Louisiana Tech	26	
	5.	Liberty	24	
		South Carolina	24	
	7.	Arizona State	23	
		Auburn	23	
		Iowa State	23	
		Virginia	23	
	11.	Kent State	21	
		UCF	21	
	13.	Nebraska	20	
		Kansas State	20	

CHARTING THE HUSKERS

CONSECUTIVE HOME SELLOUTS*

RK.	SCHOOL	SELLOUTS
1.	Nebraska	381
2.	Oklahoma	139

*2020 season not counted due to pandemic

WINS THE LAST 50 SEASONS

RK.	SCHOOL	WINS
1.	Oklahoma	473
2.	Ohio State	472
3.	Alabama	458
4.	Nebraska	450

WINS THE LAST 40 SEASONS

RK.	SCHOOL	WINS
1.	Ohio State	378
2.	Oklahoma	372
3.	Nebraska	367
4.	Florida	357
	Florida State	357

WINS THE LAST 30 SEASONS

RK.	SCHOOL	WINS
1.	Ohio State	299
2.	Oklahoma	281
3.	Florida	277
4.	Georgia	275
5.	Alabama	269
6.	Florida State	264
7.	Clemson	263
	Wisconsin	263
9.	Oregon	260
10.	Virginia Tech	259
11.	Nebraska	255
	LSU	255
	Boise St.	253
14.	Texas	251
	Penn St.	251

9-WIN SEASONS

RK.	SCHOOL	SEASONS
1.	Alabama	51
2.	Nebraska	50
3.	Oklahoma	48

10-WIN SEASONS

RK.	SCHOOL	SEASONS
1.	Oklahoma	41
2.	Alabama	40
3.	Michigan	29
4.	Nebraska	27

WEEKS RANKED IN AP POLL

RK.	SCHOOL	WEEKS
1.	Ohio State	946
2.	Michigan	883
3.	Oklahoma	873
4.	Notre Dame	845
5.	Alabama	837
6.	USC	787
7.	Texas	748
8.	Nebraska	730

WEEKS RANKED NO. 1 IN AP POLL

RK.	SCHOOL	WEEKS
1.	Alabama	136
2.	Ohio State	105
3.	Oklahoma	101
4.	Notre Dame	98
5.	USC	91
6.	Florida State	72
7.	Nebraska	70

NEBRASKA FOOTBALL FACTS

HISTORY

Season of Football.....	132nd
All-Time Games Played	1,355
National Ranking in All-Time Wins	7th
All-Time Bowl Appearances	53
National Ranking in Bowl Appearances	5th

CHAMPIONSHIPS

National Championships	5
Back-to-Back National Championships	2
Undefeated Seasons	11
Perfect Seasons	9
Conference Championships	46

RECORD BREAKDOWN

All-Time Record.....	908-407-40
All-Time Bowl Record.....	26-27
Home Games	553-164-20
Memorial Stadium	426-141-13
Record in August.....	14-1-0
Record in September	181-51-6
Record in October.....	365-150-19
Record in November.....	309-169-15
Record in December	24-15-0
Record in January.....	14-21-0
Record in February	1-0-0
In Overtime.....	8-7
At Night.....	101-45-3
When Scoring 35+ Points.....	374-9
When Allowing 10 Points or Less ...	578-47-29
vs. Big Ten Teams	124-116-9
» In Big Ten Play (since 2011).....	44-48
» Home.....	24-21
» Away.....	20-26
» Neutral	0-1
vs. Ranked Teams	105-138-3
» Home.....	51-45-0
» Away.....	28-66-3
» Neutral	26-27-0
» as No. 1 Team	46-7-1

STREAKS

Consecutive Games Scoring a Point	325
Consecutive Home Games Scoring a Point...	350
Consecutive Home Sellouts.....	381
Record in Sellout Streak	315-66
» vs. Ranked Teams.....	47-34

INDIVIDUAL HONORS

College Football Hall of Fame Players	19
College Football Hall of Fame Coaches.....	6
First-Team All-Americans	110
Unanimous All-Americans.....	54
CoSIDA Academic All-Americans*	108
NCAA Top Ten Award Winners*	9
Heisman Trophy Winners	3
Walter Camp Award Winners	3
Maxwell Trophy Winners	1
Outland Trophy Winners*.....	9
Lombardi Trophy Winners.....	5
Butkus Award Winners.....	1
Johnny Unitas Golden Arm Award Winners..	1
Davey O'Brien Award Winners.....	1
Rimington Award Winners.....	1
Bednarik Award Winners	1
Nagurski Trophy Winners	1
Retired Jerseys	25
First-Team All-Conference Selections	520

*Total leads the nation

ALL-TIME LONGEST STREAKS WITHOUT BEING SHUT OUT

RK.	PLAYER	YEAR BEGAN	YEAR ENDED	GAMES
1.	Florida	1988	Active	419
2.	Michigan	1984	2014	365
3.	TCU	1992	Active	364
4.	BYU	1975	2003	361
5.	Virginia Tech	1995	Active	342
6.	Georgia	1995	Active	337
7.	Nebraska	1996	Active	325
8.	Boise State	1997	Active	308
9.	Air Force	1992	2017	306

Note: List includes all streaks of at least 300 games

FROST IN FOURTH SEASON LEADING HUSKERS

Scott Frost is in his fourth season at Nebraska in 2021. The consensus 2017 national coach of the year, Frost boasts a 34-34 career record in his sixth season as a collegiate head coach.

- Frost is 15-27 in four seasons at Nebraska with 18 losses by one score or less, including 11 by five or fewer points.
- Frost has been a proven winner in his coaching career. In his 15th season as a full-time assistant or head coach, Frost's teams have posted a 137-52 record, averaging better than nine wins per season. Frost has been a part of seven conference championship teams in his 14 seasons and has twice coached in the national championship game.
- At UCF, Frost became the first coach in FBS history to turn a winless team into an undefeated team in just two years.

HUSKER STREAKS CONTINUE INTO 2021 SEASON

A pair of impressive team streaks continue in the 2021 season, while a legendary streak resumed following a one-year hiatus in 2020.

- Nebraska has sold out 381 consecutive games at Memorial Stadium, dating from the next-to-last home game of the 1962 season through the Ohio State game. The Huskers' legendary sellout streak - an NCAA record - was paused during the 2020 season.
- The Huskers have scored in 325 consecutive games. The streak is the longest in school history, the seventh-longest in FBS history and the fifth-longest active streak. The last time Nebraska was shut out was a 19-0 loss at No. 17 Arizona State on Sept. 21, 1996.
- Nebraska has also scored in 350 consecutive home games, a school record. The last time the Huskers were shut out at home came on Nov. 9, 1968, against Kansas State (12-0 loss).
- Nebraska is 254-0 all-time when scoring 35 or more points at home. **Scott Frost** is 24-0 in his head coaching career when his team scores at least 35 points.

NEBRASKA AMONG TOP ALL-TIME PROGRAMS

Nebraska is playing its 132nd season this fall, and the Huskers boast a 908-407-40 all-time record in 1,355 games (.685). Nebraska is one of eight programs with 900 wins.

- Nebraska became the fifth member of the 900-win club at Illinois on Sept. 21, 2019, joining Michigan, Ohio State, Texas and Alabama as 900-win programs at the time. Notre Dame, Oklahoma and Penn State have since joined the elite club.
- Since 1970, Nebraska owns a 474-167-5 record (.738) with five national championships. The Huskers rank second among all FBS programs in national titles and fourth in wins since 1970.
- NU boasts 27 10-win seasons in school history, including 24 since 1970. The Huskers also have 12 seasons with 11 or more wins, seven seasons with 12 or more wins and three 13-win seasons.
- The Huskers own 50 nine-win seasons, one behind Alabama for the most in NCAA history. Forty-two of those seasons have come since 1970 and 48 since 1962, 12 more than any other school.
- Nebraska was the first team in NCAA history to win 100 games in consecutive decades, leading the nation with 103 wins in the 1980s and ranking second with 108 wins in the 1990s.

NEBRASKA ALSO EXCELS IN THE CLASSROOM

Nebraska's rich tradition is not limited to the field, extending to a history of success in the classroom.

- NU owns the NCAA Division I record with 347 CoSIDA Academic All-Americans across all sports.
- Husker football has produced 108 CoSIDA Academic All-Americans, the most of any single sport in NCAA history.
- Nebraska owns the NCAA record with 18 NCAA Top 10 Award Winners, which is considered the "Heisman Trophy" of academics for NCAA student-athletes.
- Nebraska football has produced nine NCAA Top 10 Award winners, the most of any single team in NCAA history.

- Nebraska recorded an all-time high in the most recent NCAA Graduation Success Rate numbers released in November of 2020. Nebraska's all-sports GSR rate of 94 percent marked the eighth consecutive year the Huskers GSR rate had improved.
- The football team posted a program-record team grade-point average of 3.297 in the 2020 spring semester. Following the spring 2021 semester, the football team's cumulative GPA was 3.137.

HUSKERS RANK HIGHLY IN NATIONAL CHAMPIONSHIPS

Nebraska has won five national championships, including three outright titles (1971, 1994, 1995) and two shared championships (1970, 1997). In 1970, Nebraska was awarded the Associated Press national title, but was No. 3 in the coaches poll behind No. 1 Texas and No. 2 Ohio State, both of whom lost their bowl games (the coaches' poll was voted on before bowl games). In 1997, undefeated Nebraska was voted No. 1 in the coaches' poll, while undefeated Michigan was No. 1 in the AP poll.

- Nebraska's four AP national championships rank seventh all-time.
- The Huskers' four coaches' poll national championships rank fourth all-time.

NEBRASKA NO. 2 IN CONFERENCE TITLES

Nebraska is one of only five schools in NCAA history that has won at least 40 conference championships, ranking second all-time with 46 conference titles. In 36 seasons (1962-97) under Hall-of-Fame coaches Bob Devaney (8) and Tom Osborne (13), the Huskers won 21 conference titles.

MOST CONFERENCE TITLES

RK.	TEAM	TOTAL
1.	Oklahoma	50
2.	Nebraska	46
3.	Michigan	42
4.	Ohio State	41
5.	USC	40

HUSKERS OWN BIG HOME-FIELD ADVANTAGE

Nebraska has enjoyed much success in its history when playing at home in Memorial Stadium.

- Since 1970, NU is 284-60 (.826) at Memorial Stadium and has posted 41 perfect home seasons.
- The Huskers are 553-164-20 all-time in Lincoln (.764 in 130 years). Nebraska is 426-141-13 in Memorial Stadium (.747 in 99 years dating back to 1923).
- The Huskers are 48-9 all-time in Memorial Stadium night games.

ERIC CROUCH SET TO JOIN COLLEGE FOOTBALL HALL OF FAME

Nebraska Heisman winning quarterback Eric Crouch is set to become the 19th Nebraska player enshired in the College Football Hall of Fame next month. Crouch was elected to the College Football Hall of Fame in 2020, but the 2020 Hall of Fame Class will not officially be inducted until this December. Crouch was honored with a National Football Foundation Hall of Fame On-Campus Salute at Nebraska's game with Michigan.

- The 2001 Heisman Trophy winner, Crouch finished his Nebraska career as only the third quarterback in NCAA history to rush for 3,000 yards and pass for 4,000 yards. Crouch was the two-time Big 12 Offensive Player of the Year. He led Nebraska to the 1999 Big 12 Championship and engineered the Huskers to the 2001 BCS National Championship Game.
- Crouch is the first Husker to be inducted since Aaron Taylor was part of the 2018 class.
- The 2020 and 2021 College Football Hall of Classes will be officially inducted during the 63rd NFF Annual Awards Dinner Presented by Las Vegas Dec. 7 at the ARIA Resort & Casino Las Vegas. (The 2020 event was canceled due to COVID-19.)

HOME OF THE HUSKERS



Memorial Stadium's history dates nearly 100 years. In the fall of 1922, a drive for \$430,000 in stadium construction funds was undertaken by faculty, students, alumni and friends of the University.

The stadium was named Memorial Stadium to honor all Nebraskans who served in the Civil and Spanish-American Wars; the 751 Nebraskans who died in World War I; the 3,839 in World War II; the 225 in Korea; the 422 in Vietnam; and those in Iraq.

Construction was completed in a few more than 90 working days and Memorial Stadium was dedicated on Oct. 20, 1923, at the Homecoming game in which Nebraska was held to a scoreless tie by Kansas.

The field at Memorial Stadium was named Tom Osborne Field - after the Huskers' legendary Hall-of-Fame coach - in 1998, one year after Osborne's retirement following 25 years and 255 victories as head coach.

TOP 10 HOME CROWDS

RK.	DATE	OPPONENT	ATT.
1.	Sept. 20, 2014	Miami	91,585
2.	Sept. 14, 2013	UCLA	91,471
3.	Aug. 30, 2014	Fla. Atlantic	91,441
4.	Nov. 29, 2013	Iowa	91,260
5.	Sept. 27, 2014	Illinois	91,225
6.	Nov. 22, 2014	Minnesota	91,186
7.	Aug. 31, 2013	Wyoming	91,185
8.	Nov. 2, 2013	Northwestern	91,140
9.	Nov. 1, 2014	Purdue	91,107
10.	Oct. 25, 2014	Rutgers	91,088

TOP 5 SEASON ATTENDANCE

RK.	YEAR	GAMES	TOTAL	AVG.
1.	2014	7	638,744	91,249
2.	2013	8	727,466	90,933
3.	2016	7	631,402	90,200
4.	2015	7	629,986	89,998
5.	2017	7	628,583	89,798

LONGEST HOME WIN STREAKS

RK.	BEGAN	ENDED	WINS
1.	Oct. 19, 1991	Oct. 31, 1998	47
2.	Sept. 28, 1901	Oct. 20, 1906	33
3.	Nov. 27, 1998	Nov. 2, 2002	26
4.	Sept. 27, 1969	Nov. 23, 1972	23
5.	Oct. 3, 1981	Nov. 17, 1984	21

All streaks at Memorial Stadium, except for the 33-game streak from 1901 to 1906.

COACHING LEDGER

NEBRASKA (2018-PRESENT)

- Head Coach (15-27 Record)

UCF (2016-17)

- Head Coach (19-7 Record)

OREGON (2009-15)

- Offensive Coordinator (2013-15)
- Assistant Coach (WR) (2009-12)

NORTHERN IOWA (2007-08)

- Co-Defensive Coordinator (2008)
- Assistant Coach (LB) (2007)

KANSAS STATE (2006)

- Graduate Assistant

NEBRASKA (2002)

- Graduate Assistant

HEAD COACH SCOTT FROST



YEARLY TEAM RECORDS

YEAR	TEAM (ROLE)	RECORD
2007	Northern Iowa (AC)	12-1
2008	Northern Iowa (DC)	12-3
2009	Oregon (AC)	10-3
2010	Oregon (AC)	12-1
2011	Oregon (AC)	12-2
2012	Oregon (AC)	12-1
2013	Oregon (OC)	11-2
2014	Oregon (OC)	13-2
2015	Oregon (OC)	9-3
2016	UCF (HC)	6-7
2017	UCF (HC)	13-0
2018	Nebraska (HC)	4-8
2019	Nebraska (HC)	5-7
2020	Nebraska (HC)	3-5
2021	Nebraska (HC)	3-7

HEAD COACHING RECORD 34-34

YEARLY FINAL TEAM RANKINGS

YEAR	TEAM (ROLE)	RANK
2007	UNI (AC)	4th
2008	UNI (DC)	4th
2009	Oregon (AC)	11th
2010	Oregon (AC)	3rd
2011	Oregon (AC)	4th
2012	Oregon (AC)	2nd
2013	Oregon (OC)	9th
2014	Oregon (OC)	2nd
2015	Oregon (OC)	14th
2016	UCF (HC)	NR
2017	UCF (HC)	6th
2018	Nebraska (HC)	NR
2019	Nebraska (HC)	NR
2020	Nebraska (HC)	NR

CONFERENCE TITLES (7)

YEAR	TEAM	CONFERENCE
2007	UNI (AC)	Gateway
2008	UNI (DC)	Missouri Valley
2009	Oregon (AC)	Pac-10
2010	Oregon (AC)	Pac-10
2011	Oregon (AC)	Pac-12
2014	Oregon (OC)	Pac-12
2017	UCF (HC)	American

PLAYING LEDGER

NATIONAL FOOTBALL LEAGUE

- 3rd-Round Pick in 1998 NFL Draft
- 6-Year NFL Career at Safety

NEBRASKA CAREER

- 1995 & 1997 National Champion
- 24-2 Record as Starting Quarterback
- 1996 Big 12 Newcomer of the Year

HISTORIC TURNAROUND AT UCF

At UCF, Frost produced the greatest two-year turnaround in college football history, inheriting an 0-12 team and leading the Knights to a 13-0 record just two years later.

- In his first season in 2016, Frost made history as the only first-time head coach in FBS history to make a bowl game with a team that was winless the previous season.
- UCF tied for the national lead with a six-win improvement from the 2015 to 2016 season. The Knights then ranked third nationally after improving by seven wins from the 2016 to 2017 season.
- The Knights' seven-win improvement from 2016 to 2017 ranked 11th in NCAA history and marked just the second time ever a bowl team improved by more than six wins the next season.
- UCF was the American Athletic Conference and Peach Bowl champions and was the only FBS team to go undefeated in 2017.
- Frost called UCF's plays, orchestrating the greatest two-year offensive turnaround in NCAA history. The Knights went from last to fifth in total offense, improving their output by more than 260 yards per game. UCF also went from third-to-last to first in scoring offense, improving by nearly 35 points per game.

13-0 AS A PLAYER & COACH

In his second year as a head coach, Scott Frost guided UCF to a 13-0 record in 2017, when the Knights were the nation's only undefeated team.

- Frost was the fourth coach in FBS history to post a 13-0 record or better in either his first or second season as a head coach. Among that quartet, Frost is the only coach who inherited a team that won fewer than five games, as UCF went 0-12 the year before Frost's arrival.
- Frost is one of only seven active FBS head coaches who has posted a 13-0 season or better, joining Jimbo Fisher, Gary Patterson, Ed Orgeron, Nick Saban, Dabo Swinney and Kyle Whittingham.
- Frost also led Nebraska to a 13-0 record and a national title as the Huskers' starting quarterback in 1997. Frost was the first person in NCAA history to be part of a 13-0 season as both a player and a head coach.

NATIONAL COACH OF THE YEAR

Frost was the consensus choice as the 2017 national coach of the year, earning the honor from at least eight different organizations.

- Frost won the 2017 Paul "Bear" Bryant Award as the national coach of the year. He joined Chris Petersen (2006 & 2009, Boise State) as the only coaches in the 32-year history of the award to win the honor while coaching a team outside of a Power Five Conference.
- Frost was also the AP Coach of the Year, becoming the sixth coach to win the award in his first or second season as a head coach.

FROST A TOP OFFENSIVE COACH

For each of the last 12 years, Scott Frost has either been an offensive assistant, offensive coordinator or head coach who calls the offensive plays. During that time, he has consistently proven to be one of the nation's finest offensive coaches.

- In 12 seasons coaching offense, Frost has worked with eight units that finished in the top 10 nationally in scoring, including seven that ranked in the top five.
- Frost has also been a part of seven teams that ranked in the top 10 nationally in total offense the past 12 seasons.

FROST A PROVEN WINNER

Frost is a proven winner. In his 15-year full-time coaching career, Frost's teams have combined for a 137-52 record.

- Frost teams have averaged better than nine wins per season, including seven 12-win campaigns.
- He has won seven conference titles in 14 years.
- Frost has coached in two national title games and his teams have finished with a top-10 ranking eight times in the past 14 years.
- In two seasons as UCF's head coach, the Knights were the nation's most improved team in 2016 and were the only FBS team to go undefeated in 2017.
- As a Husker quarterback, Frost was a two-time national champion who helped NU to a 36-2 record, including a 24-2 mark as a starter.
- Frost is one of four active head coaches who won a national title as a player and is the only coach who won multiple national titles as a player.

2021 NEBRASKA SEASON NOTEBOOK

SCHEDULE NOTES

- Nebraska has played one of the toughest schedules in the country. Following its game against Ohio State, Nebraska had faced the sixth most-difficult schedule in the country according to ESPN's Football Power Index.
- Nebraska will play six of its 12 games this season against teams who have been in the AP Top 25 poll at some point this season, including five games against top-10 teams.
- Nebraska has played four opponents who were ranked in the AP Top 25 at game time, and the Huskers' final two opponents are currently ranked in the top 25. The 2021 season could mark on the second time in school history that Nebraska has played six regular-season games against opponents ranked in the AP Top 25 at game time (1973).
- The Huskers will play a total of eight teams who have appeared in the top 20 of College Football Playoff rankings this season, including each of NU's final six opponents.

HUSKERS' CFP RANKED OPPONENTS

OPPONENT	CURRENT RK	HIGHEST RK
@ Oklahoma	8	8
@ Michigan St.	7	3
Michigan	6	6
@ Minnesota	NR	20
Purdue	19	19
Ohio St.	4	4
@ Wisconsin	18	18
Iowa	20	20

COACHING STAFF NOTES

- **Scott Frost** is in his sixth season as a head coach and fourth year at Nebraska. Frost is one of four former Husker players to return to the Nebraska sideline as head coach, and he is one of 18 FBS head coaches coaching at his alma mater in 2021.
- Nebraska's staff also includes former Husker **Barrett Ruud** (2001-04).
- Frost is one of only five active FBS head coaches to win a national title as a player. Frost was a two-time national champion at Nebraska (1995 & 1997).
- Frost was the 2017 national coach of the year, while defensive coordinator **Erik Chinander** was a nominee for the 2016 Broyles Award, presented to the nation's top assistant coach.
- Frost's teams have been ranked in the top 15 in 10 of his first 14 seasons as a full-time coach. Of those 10 seasons, Frost's teams have posted eight top-10 rankings and six top-five rankings.

HUSKER CAPTAIN NOTES

- **Austin Allen**, **Damion Daniels**, **Adrian Martinez** and **Cam Taylor-Britt** will serve as team captains for the 2021 season.
- Martinez is a captain for the third straight year, the only three-time captain in program history.
- Damion Daniels joins his brother Darrion (2019) as a Husker team captain. The Daniels are the ninth pair of brothers to each be selected as Nebraska team captains.

ROSTER NOTES

- Nebraska's roster features 155 players. With the NCAA granting a free year of eligibility for the 2020 season, all returning Huskers are listed with the same class as last year, leading to more than 60 percent of the Husker roster being comprised of freshmen.

HUSKER ROSTER CLASS BREAKDOWN

CLASS	TOTAL	% OF ROSTER
Freshmen	71	47%
Redshirt Freshmen	29	17%
Total Freshmen	100	64%
Sophomores	25	16%
Juniors	23	15%
Seniors	8	5%

- The Husker roster features 107 returning players and 48 newcomers. Nebraska returns a total of 21 starters and 52 letterwinners.
- Nebraska added 48 players - 23 scholarship student-athletes and 25 walk-ons - since last season. That group includes 40 true freshmen and eight transfers. Among the transfers, three came from FBS schools, three from FCS programs, one from the junior college rank and one from the NAIA.
- Nebraska's roster features players from 26 states and three foreign countries (Australia, Canada and Germany).
- Nebraska has had a letterwinner from 47 of the 50 states in its history, missing only Idaho, New Hampshire and Rhode Island.
- States with multiple players on the Huskers' 2021 roster include: Nebraska (69), Iowa (12), Texas (10), Florida (9), Georgia (8), Arizona (6), Alabama (4), California (4), Colorado (4), Kansas (3), Michigan (3), New Jersey (3), Minnesota (2), Oklahoma (2) and South Dakota (2).
- Hawaii, Illinois, Indiana, Missouri, North Carolina, New York, Nevada, Ohio, Oregon, Tennessee and Virginia each have one player represented on the 2021 roster.

ACADEMIC NOTES

- A total of 20 Huskers are playing the 2021 season as graduates, including all eight seniors.

HUSKERS WHO HAVE EARNED DEGREES

» Austin Allen	» Will Honas
» Broc Bando	» Chris Kolarevic
» Chancellor Brewington	» Adrian Martinez
» Kyan Brumfield	» Lane McCallum
» Connor Culp	» Matt Sichterman
» Damion Daniels	» Ben Stille
» Marquel Dismuke	» Deontre Thomas
» JoJo Domann	» Samori Toure
» Levi Falck	» Travis Vokolek
» Trent Hixson	» Deontai Williams

- Two more Huskers, Caleb Tannor and Cam Taylor-Britt, are on track to graduate in December.
- Nebraska set a program record with a 3.297 team grade-point average in the 2020 spring semester. Following the 2021 spring semester, the Huskers' cumulative team GPA was 3.137.

GAME DAY COACHING SPOTS

SIDELINES

- Scott Frost, Head Coach
- Sean Beckton, Tight Ends
- Ron Brown, Running Backs (Interim)
- Mike Cassano, Receivers (Interim)
- Mike Dawson, OLB/Special Teams
- Travis Fisher, Defensive Backs
- Barrett Ruud, Inside Linebackers
- Tony Tuioti, Defensive Line
- Frank Verducci, Offensive Line (Interim)

COACHES BOOTH

- Erik Chinander, Defensive Coordinator
- Steve Cooper, Quarterbacks (Interim)

NEBRASKA SUPPORT STAFF

STRENGTH COACHES

- Zach Duval, Head Strength Coach
- Jasen Carlson, Assistant Strength Coach
- Dan Millington, Assistant Strength Coach
- Andrew Strop, Assistant Strength Coach
- Ryan Teifer, Performance Intern

FOOTBALL ADMINISTRATION

- Matt Davison, Associate A.D. - Football
- Andrew Sims, Dir. of Football Operations
- Austin Herink, Assoc. Dir. of Football Oper.
- Joni Duff, Football Administrative Assistant

ANALYSTS & QUALITY CONTROL

- Steve Demeo, Offensive Analyst
- Keanon Lowe, Offensive Analyst
- Demeitre Brim, Defensive Analyst
- Bill Busch, Defensive Analyst
- Bobby Maffei, Defensive Analyst
- Dan Dillon, Recruiting Analyst
- Sean Beckton Jr., Develop. Perf. Quality Control

PLAYER PERSONNEL & RECRUITING

- Sean Dillon, Director of Player Personnel
- Ryan Callaghan, Asst. Dir. of Player Personnel
- Marco Castro-Walker, Dir. of Player Develop.
- Kenny Wilhite, Director of High School Relations
- Trent Mossbrucker, Dir. of Recruiting & Admin.

GRADUATE ASSISTANTS

- Quentin Carter
- Joey Connors
- Jon Germano
- Marcell Lazard

FOOTBALL VIDEO & CREATIVE STAFF

- Matt Haron, Director of Video Technology
- Orah Garst, Dir. of Creative & Engagement
- Hunter Krehnke, Director of Graphic Design
- Rob Washington, Digital Producer for Football
- Geno Velasco, Video Producer for Football
- Cole Gerke, Video Assistant for Football

ADDITIONAL FOOTBALL STAFF

- Jay Terry, Assistant A.D. - Equipment Operations
- Bryan Harrod, Equipment Manager
- Kyle Kotrous, Equipment Manager
- Mark Mayer, Head Football Athletic Trainer
- Drew Hamblin, Assistant Athletic Trainer
- Dave Ellis, Director of Performance Nutrition
- Brett Haskell, Director of Sport Psychology

THE LAST TIME AN INDIVIDUAL...

OFFENSE

100 YARDS RUSHING

Nebraska: Jaquez Yant (127), vs. Northwestern (Oct. 2, 2021)
Opponent: Bryce Williams (127), at Minnesota (Oct. 16, 2021)

200 YARDS RUSHING

Nebraska: Ameer Abdullah (225), vs. Rutgers (Oct. 25, 2014)
Opponent: Jonathan Taylor (204), vs. Wisconsin (Nov. 16, 2019)

300 YARDS RUSHING

Nebraska: Roy Helu Jr. (307), vs. Missouri (Oct. 30, 2010)
Opponent: Melvin Gordon (408), at Wisconsin (Nov. 15, 2014)

4 RUSHING TOUCHDOWNS

Nebraska: Ameer Abdullah (4), at Northwestern (Oct. 18, 2014)
Opponent: Melvin Gordon (4), at Wisconsin (Nov. 15, 2014)

MORE THAN 4 RUSHING TOUCHDOWNS

Nebraska: Calvin Jones (6), at Kansas (Nov. 9, 1991)
Opponent: Chris Brown (6), at Colorado (Nov. 23, 2001)

300 YARDS PASSING

Nebraska: Adrian Martinez (327), at Illinois (Sept. 21, 2019)
Opponent: C.J. Stroud (405), vs. Ohio State (Nov. 6, 2021)

400 YARDS PASSING

Nebraska: Tanner Lee, at Purdue (431), Oct. 28, 2017
Opponent: C.J. Stroud (405), vs. Ohio State (Nov. 6, 2021)

500 YARDS PASSING

Nebraska: Joe Ganz (510), vs. Kansas State (Nov. 10, 2007)
Opponent: Tim Rattay (590), Louisiana Tech (Aug. 29, 1998)

30 COMPLETIONS

Nebraska: Tanner Lee (32), at Purdue (Oct. 28, 2017)
Opponent: C.J. Stroud (36), vs. Ohio State (Nov. 6, 2021)

40 COMPLETIONS

Nebraska: Never Happened
Opponent: Clayton Thorson (41), at Northwestern (Oct. 13, 2018)

4 PASSING TOUCHDOWNS

Nebraska: Ryker Fyfe (4), at Purdue (Oct. 31, 2015)
Opponent: J.T. Barrett (5), Ohio St. (Oct. 14, 2017)

MORE THAN 4 PASSING TOUCHDOWNS

Nebraska: Joe Ganz (7), vs. Kansas St. (Nov. 10, 2007)
Opponent: J.T. Barrett (5), Ohio State, Oct. 14, 2017

TD PASS BY A NON-QUARTERBACK

Nebraska: De'Mornay Pierson-El (WR), at Northwestern (Oct. 18, 2014)
Opponent: Tommy Saunders (WR), at Missouri (Oct. 6, 2007)

10 RECEPTIONS

Nebraska: Stanley Morgan Jr. (10), vs. Minnesota (Oct. 20, 2018)
Opponent: Jaxon Smith-Njigba (15), vs. Ohio State (Nov. 6, 2021)

100 RECEIVING YARDS

Nebraska: Samori Toure (150), vs. Ohio State (Nov. 6, 2021)
Opponent: Jaxon Smith-Njigba (240), vs. Ohio State (Nov. 6, 2021)

200 RECEIVING YARDS

Nebraska: JD Spielman (209), at Wisconsin (Oct. 6, 2018)
Opponent: Jaxon Smith-Njigba (240), vs. Ohio State (Nov. 6, 2021)

3 RECEIVING TOUCHDOWNS

Nebraska: Brandon Kinnie (3), at Oklahoma State (Oct. 23, 2010)
Opponent: Dezmon Briscoe (3), at Kansas (Nov. 3, 2007)

500 TOTAL OFFENSE YARDS

Nebraska: Joe Ganz (521), at Colorado (Nov. 23, 2007)
Opponent: Tim Rattay (568), Louisiana Tech (Aug. 29, 1998)

LONG OFFENSIVE PLAYS

60-69 YARD RUN

Nebraska: Jaquez Yant (64), vs. Northwestern (Oct. 2, 2021)
Opponent: Cam Wiley (61), Minnesota (Dec. 12, 2020)

70-79 YARD RUN

Nebraska: Adrian Martinez (71), vs. Buffalo (Sept. 11, 2021)
Opponent: Demry Croft (73, TD), at Minnesota (Nov. 11, 2017)

80-89 YARD RUN

Nebraska: Zavier Betts (83-TD), vs. Northwestern (Oct. 2, 2021)
Opponent: Jonathan Taylor (88, TD), at Wisconsin (Oct. 6, 2018)

90-99 YARD RUN

Nebraska: Taylor Martinez (92, TD), at UCLA (Sept. 8, 2012)
Opponent: Ell Roberson (91, TD), Kansas St. (Nov. 16, 2002)

60-69 YARD PASS

Nebraska: Martinez to Toure (2) (68, TDs), vs. Buffalo, (Sept. 11, 2021)
Opponent: Morgan to Autman-Bell (69), Minnesota (Oct. 20, 2018)

70-79 YARD PASS

Nebraska: Martinez to Toure (72 yards), vs. Ohio State (Nov. 6, 2021)
Opponent: Stroud to Smith-Njigba (75 yards), vs. Ohio St. (Nov. 6, 2021)

80-89 YARD PASS

Nebraska: Lee to Morgan Jr. (80, TD), vs. Wisconsin (Oct. 7, 2017)
Opponent: Plummer to Bell (89, TD), at Purdue (Dec. 5, 2020)

90-99 YARD PASS

Nebraska: Armstrong Jr. to Enunwa (99, TD), vs. Georgia (Jan. 1, 2014)
Opponent: Montez to Nixon (96, TD), at Colorado (Sept. 7, 2019)

DEFENSE

15 TACKLES

Nebraska: Luke Reimer (19), vs. Purdue (Oct. 30, 2021)
Opponent: Xavier Henderson (17), Michigan State (Sept. 25, 2021)

20 TACKLES

Nebraska: Lee Kunz (23), at Oklahoma (Nov. 25, 1977)
Opponent: Ryan Greenhagen (31), Fordham (Sept. 4, 2021)*
 *-opponent school record

3.0 OR MORE SACKS

Nebraska: Randy Gregory (3.0), at Michigan (Nov. 9, 2013)
Opponent: Mustaf Johnson (3.0), at Colorado (Sept. 7, 2019)

5 OR MORE TFLs

Nebraska: Cianté Evans (5), vs. Northwestern (Nov. 2, 2013)
Opponent: A.J. Epenesa (5), Iowa (Nov. 29, 2019)

5 PASS BREAKUPS

Nebraska: Dicaprio Bootle (5), at Michigan (Sept. 22, 2018)
Opponent: Never Happened

2 INTERCEPTIONS

Nebraska: Deontai Williams (2) vs. Fordham (Sept. 4, 2021)
Opponent: Jalen Graham (2), Purdue (Oct. 30, 2021)

MORE THAN 2 INTERCEPTIONS

Nebraska: Matt O'Hanlon (3), vs. Oklahoma (Nov. 7, 2009)
Opponent: Anthony Brown (3), at Purdue (Oct. 31, 2015)

RETURNED AN INTERCEPTION FOR A TOUCHDOWN

Nebraska: Cam Taylor-Britt (38 yds), vs. Iowa (Nov. 29, 2019)
Opponent: Jalen Graham (45 yards), Purdue (Oct. 30, 2021)

RETURNED A FUMBLE FOR A TOUCHDOWN

Nebraska: Deontai Williams (26 yards) vs. Penn State (Nov. 14, 2020)
Opponent: Calvin Hart Jr. (41 yards) at Illinois (Aug. 28, 2021)

SPECIAL TEAMS

PUNT RETURN TOUCHDOWN

Nebraska: JD Spielman (76 yds), vs. South Alabama (Aug. 31, 2019)
Opponent: Jayden Reed (62 yards), at Michigan State (Sept. 25, 2021)

KICKOFF RETURN TOUCHDOWN

Nebraska: JD Spielman (99 yds), vs. Arkansas St. (Sept. 2, 2017)
Opponent: Aron Cruickshank (98 yds), at Rutgers (Dec. 18, 2020)

BLOCKED PUNT

Nebraska: Levi Falck (1), at Purdue (Dec. 5, 2020)
Opponent: Jackson Anthrop (1), at Purdue (Dec. 5, 2020)

BLOCKED PUNT RETURNED FOR TOUCHDOWN

Nebraska: Justin Blatchford (25 yds), at Baylor (Oct. 31, 2009)
Opponent: Darren Rus (20 yds), Kansas (Nov. 5, 2005)

BLOCKED PUNT FOR A SAFETY

Nebraska: Marquel Dismuke (1) vs. Illinois (Nov. 10, 2018)
Opponent: Keandre Jones (1), Ohio St. (Nov. 3, 2018)

BLOCKED FIELD GOAL

Nebraska: Cam Taylor-Britt (1), at Michigan State (Sept. 25, 2021)
Opponent: Jalen McKie (1) & Antonio Jones-Davis, No. Ill. (Sept. 14, 2019)

BLOCKED FG RETURNED FOR TOUCHDOWN

Nebraska: Nathan Gerry (85 yds) vs. Minnesota (Nov. 22, 2014)
Opponent: Never Happened

THE LAST TIME A TEAM...

OFFENSE

300 YARDS RUSHING

Nebraska: vs. Northwestern, Oct. 2, 2021 (427)
Opponent: vs. Wisconsin, Nov. 16, 2019 (320)

400 YARDS RUSHING

Nebraska: vs. Northwestern, Oct. 2, 2021 (427)
Opponent: at Minnesota, Nov. 11, 2017 (409)

500 YARDS RUSHING

Nebraska: at Baylor, Oct. 13, 2001 (641)
Opponent: at Wisconsin, Nov. 15, 2014 (581)

300 YARDS PASSING

Nebraska: vs. Fordham, Sept. 4, 2021 (304)
Opponent: vs. Ohio State, Nov. 6, 2021 (405)

400 YARDS PASSING

Nebraska: at Wisconsin, Oct. 6, 2018 (407)
Opponent: vs. Ohio State, Nov. 6, 2021 (405)

500 YARDS PASSING

Nebraska: vs. Kansas State, Nov. 10, 2007 (519)
Opponent: Louisiana Tech, Aug. 29, 1998 (590)

600 YARDS OF OFFENSE

Nebraska: vs. Northwestern, Oct. 2, 2021 (657)
Opponent: at Penn State, Nov. 18, 2017 (609)

700 YARDS OF OFFENSE

Nebraska: vs. Florida Atlantic, Aug. 30, 2014 (784 yards)
Opponent: Never accomplished

50 POINTS

Nebraska: vs. Northwestern, Oct. 2, 2021 (Nebraska won, 56-7)
Opponent: Ohio State, Oct. 24, 2020 (Ohio State won 52-17)

60 POINTS

Nebraska: vs. Idaho State, Sept. 22, 2012 (Nebraska won, 73-7)
Opponent: at Ohio State, Nov. 5, 2016 (Ohio State won 62-3)

TWO 100-YARD RUSHERS

Nebraska: at Rutgers, Dec. 18, 2020 (Mills, Martinez)
Opponent: Illinois, Nov. 21, 2020 (Epstein, Brown)

THREE 100-YARD RUSHERS

Nebraska: vs. Minnesota, Oct. 20, 2018 (Ozigbo, Martinez, Washington)
Opponent: Wisconsin, Dec. 1, 2012 (Gordon, Ball, White)

TWO 100-YARD RECEIVERS

Nebraska: at Colorado, Sept. 7, 2019 (Washington, Spielman)
Opponent: Ohio State, Oct. 24, 2020 (Wilson, Olave)

DEFENSE

POSTED A SHUTOUT

Nebraska: vs. Arizona, Dec. 30, 2009 (33-0)
Opponent: Arizona State, Sept. 21, 1996 (19-0)

RECORDED A DEFENSIVE SAFETY

Nebraska: vs. Arizona, Dec. 30, 2009 (33-0)
Opponent: Minnesota, Oct. 16, 2021 (23-30)

2 DEFENSIVE TOUCHDOWNS

Nebraska: vs. South Alabama, Aug. 31, 2019 (1 IR, 1 fumble return)
Opponent: Northern Illinois, Sept. 16, 2017 (2 interception returns)

4 INTERCEPTIONS

Nebraska: vs. Wyoming, Sept. 10, 2016 (5)
Opponent: Purdue, Oct. 30, 2021 (4)

15 TFLs

Nebraska: at Michigan, Nov. 9, 2013 (16)
Opponent: vs. Oklahoma, Dec. 4, 2010 (17)

7 OR MORE SACKS

Nebraska: vs. Colorado, Sept. 8, 2018 (7)
Opponent: at Michigan State, Sept. 25, 2021 (7)

15 PASS BREAKUPS

Nebraska: Kansas, Oct. 2, 2004 (17)
Opponent: Never Happened

MISCELLANEOUS

SAFETY OF ANY KIND

Nebraska: Blocked Punt vs. Illinois (Nov. 10, 2018)
Opponent: Sack in End Zone by Minnesota (Oct. 16, 2021)

WAS NOT PENALIZED

Nebraska: vs. Maine, Sept. 3, 2005
Opponent: Iowa, Sept. 4, 1999

OVERCAME A HALFTIME DEFICIT TO WIN

Nebraska: at Rutgers, Dec. 18, 2020 (trailed, 14-7, won 28-21)
Opponent: Purdue, Oct. 30, 2021 (trailed, 17-14, won 28-23)

WON WHEN TRAILING AFTER 3 QUARTERS

Nebraska: at Illinois, Sept. 21, 2019 (trailed 35-27, won 42-38)
Opponent: Michigan, Oct. 9, 2021 (trailed, 22-19, won 32-29)

OVERTIME GAME

at Michigan State, Sept. 25, 2021 (Michigan State won, 23-20)

NEBRASKA OVERTIME WIN

at Iowa, Nov. 28, 2014 (Nebraska won 37-34)

SCOUTING THE WISCONSIN BADGERS



No. 19 Wisconsin currently holds a 7-3 record and a 5-2 Big Ten mark in 2021. The Badgers started off their season with a close game against then-No. 19 Penn State, falling 16-10. Wisconsin claimed their first win, 34-7, against Eastern Michigan.

Since dropping games to then-No. 12 Notre Dame (41-13) and then-No. 14 Michigan (37-17), the Badgers have won six straight and have allowed just 44 points in that stretch. The Badgers have allowed 6.0 ppg in their last five Big Ten games.

The Badgers are led by freshman running back Braelon Allen, who has rushed for 834 yards and nine scores. He has six straight 100-yard rushing games, including 173 yards against Northwestern. Quarterback Graham Mertz averages 150.5 yards per game and has thrown eight touchdown passes

Defensively, Wisconsin led by linebacker Leo Chenal, who has tallied 81 tackles this year including 15 tackles for loss and 6.5 sacks. Jack Sanborn has added 74 tackles, 13 tackles for loss and three sacks.

2021 SCHEDULE

9/4	Penn State	L, 10-16
9/11	Eastern Michigan	W, 34-7
9/25	at Notre Dame	L, 13-41
10/2	Michigan	L, 17-38
10/9	at Illinois	W, 24-0
10/16	Army	W, 20-14
10/23	at Purdue	W, 30-13
10/30	Iowa	W, 27-7
11/6	at Rutgers	W, 52-3
11/13	Northwestern	W, 35-7
11/20	Nebraska	
11/27	at Minnesota	

HEAD COACH INFORMATION



HEAD COACH PAUL CHRYST

- 7th Season at Wisconsin (63-22 Record)
- 10th Career Season (82-41 Record)

Paul Chryst is in his seventh season at Wisconsin and his 10th year as a head coach. He boasts a career record of 82-41.

A two-time Big Ten Coach of the Year selection, Chryst has guided the Badgers to over 50 wins in his first five seasons as head coach, just the third coach in modern Big Ten history to do so.

Chryst has led Wisconsin to three Big Ten West Division titles and holds a 5-1 mark in bowl games.

Prior to being named head coach, Chryst served as the head coach at Pittsburgh, leading the Panthers to three consecutive bowl appearances.

Chryst served short stints at San Antonio (WLAF), UW-Platteville, Ottawa, Illinois State, Saskatchewan (CFL), Oregon State and San Diego (NFL) in various offensive coaching roles. Chryst also served as the offensive coordinator at Wisconsin from 2005-2011.

PAUL CHRYST VS. NEBRASKA

Chryst will face Nebraska for the sixth time as a head coach on Saturday. Chryst holds a 5-0 record against the Huskers after the Badgers won 37-21 in Lincoln in 2019.

WISCONSIN STATISTICAL LEADERS

RUSHING	ATT.	YDS	YPC	YPG	TD
Braelon Allen	118	834	7.1	92.7	9
Chez Mellusi	173	815	4.7	90.6	5
Brady Schipper	26	121	4.7	17.3	0

PASSING	CMP-ATT-INT	PCT	YDS	YPG	TD
Graham Mertz	125-213-9	58.7	1,505	150.5	8
Chase Wolf	8-16-2	50.0	124	31.0	1

RECEIVING	REC.	YDS	YPC	YPG	TD
Danny Davis III	27	418	15.5	41.8	2
Kendric Pryor	24	328	13.7	32.8	2
Jake Ferguson	31	298	9.6	29.8	2
Chimere Dike	17	225	13.2	22.5	1

PUNTING	NO.	YDS	AVG	LG	I20	50+
Andy Vujnovich	42	1924	45.8	68	14	11
Conor Schlichting	3	96	32.0	37	1	0

PUNT RET.	NO.	YDS	AVG	TD
Dean Engram	13	64	4.9	0

KICK RET.	NO.	YDS	AVG	TD
Chimere Dike	4	77	19.3	0
Haakon Anderson	1	14	14.0	0

FIELD GOALS	FG-ATT	PCT	LG
Collin Larsh	13-16	81.2	43

TACKLES	TACK	TFL	SCK
Leo Chenal	81	15.0	6.5
Jack Sanborn	74	13.0	3.0
Scott Nelson	47	3.5	0.0
Nick Herbig	42	11.0	7.0
Noah Bruks	32	7.5	3.5
Collin Wilder	29	1.0	0.0
Matt Henningsen	12	5.5	3.0



STATISTICAL RANKING COMPARISON



NEB.	CONF.	NAT.	CATEGORY	NAT.	CONF.	UW
194.4	6th	34th	Rushing Offense	11th	1st	227.1
2664.8	5th	34th	Passing Offense	117th	12th	162.9
459.2	2nd	16th	Total Offense	78th	7th	390.0
28.6	4th	62nd	Scoring Offense	79th	6th	26.2
132.5	7th	39th	Rushing Defense	1st	1st	60.6
230.6	9th	64th	Pass Defense	2nd	1st	155.7
363.1	7th	53rd	Total Defense	1st	1st	216.3
20.9	7th	27th	Scoring Defense	2nd	1st	14.6
40%	5th	64th	3rd-Down Offense	117th	14th	33%
38%	10th	57th	3rd-Down Defense	1st	1st	23%
77%	9th	102nd	Red Zone Offense	84th	8th	81%
88%	13th	100th	Red Zone Defense	12th	2nd	70%
36.9	13th	101th	Net Punting	65th	9th	39.3
2.7	14th	127th	Punt Returns	112th	11th	4.7
8.7	13th	80th	Punt Return Defense	66th	10th	7.6
16.3	10th	119th	Kickoff Returns	128th	14th	14.1
20.9	10th	67th	Kick Return Defense	69th	11th	20.9
5.3	9th	34th	Penalties	44th	10th	5.6
44.7	8th	32nd	Penalty Yards	30th	7th	44.2
12	12th	82nd	Turnovers Gained	14th	2nd	19
14	9th	71st	Turnovers Lost	119th	14th	20
-2	10th	89th	Turnover Margin	78th	9th	-1

WISCONSIN INFORMATION

Wisconsin owns a winning all-time record and the Badgers have played 132 seasons since the start of their program in 1889. A member of the Big Ten conference since 1896, The Badgers have claimed 14 conference titles. The most recent Big Ten title came in 2012.

The Badgers have played in 32 bowl games in their history, including 10 Rose Bowls. In the last full season in 2019, Wisconsin went 10-4, finishing their season at the Rose Bowl with a 27-28 loss against Oregon.

The Badgers have had a winning record in every season under Coach Chryst.

- **First Year:** 1889
- **All-Time Record:** 726-505-53
- **Bowl Record:** 17-15
- **Conference Titles:** 14
- **National Titles:** 1
- **Stadium:** Camp Randall Stadium
- **Capacity:** 80,321
- **Playing Surface:** FieldTurf
- **Location:** Madison, Wisconsin
- **Enrollment:** 45,540
- **Colors:** Cardinal and White

NUMERICAL ROSTER

NO.	NAME	POS.
0	Pheldarius Payne	OLB
0	Jaquez Yant	RB
1	Tyreke Johnson	CB
2	Adrian Martinez	QB
2	Caleb Tannor	OLB
3	Will Honas	ILB
3	Samori Toure	WR
4	Alante Brown	WR
4	Myles Farmer	S
5	Omar Manning	WR
5	Cam Taylor-Britt	CB
6	Quinton Newsome	CB
7	Tamon Lynam	CB
7	Latrell Neville	WR
8	Logan Smothers	QB
8	Deontai Williams	S
9	Spencer Arceneaux	QB
9	Marquel Dismuke	S
10	Heinrich Haarberg	QB
10	Jackson Hannah	ILB
11	Austin Allen	TE
11	Braxton Clark	CB
12	Marques Buford Jr.	DB
12	Will Nixon	WR
13	JoJo Domann	OLB
13	Kamonte Grimes	WR
14	Mikai Gbayor	ILB
14	Rahmir Johnson	RB
15	Zavier Betts	WR
15	Malik Williams	DB
16	Nadab Joseph	CB
16	Jarrett Synek	QB
16	Zach Weinmaster	RB
17	Jimari Butler	OLB
17	Ty Hahn	WR
18	Wynden Ho'ohuli	ILB
18	Matt Masker	QB
19	Seth Malcom	ILB
19	Barron Miles Jr.	WR
21	Noa Pola-Gates	S
21	Marvin Scott III	RB
22	Gabe Ervin Jr.	RB
22	Eteva Mauga-Clements	ILB
23	Isaac Gifford	S
24	Thomas Fidone II	TE
24	Blaise Gunnerson	OLB
25	Kelen Meyer	PK
26	Koby Bretz	DB
28	Sevion Morrison	RB
28	Luke Reimer	ILB
29	Ashton Hausmann	DB
29	Cooper Jewett	RB
30	Randolph Kpai	ILB
30	Markese Stepp	RB
31	Chris Kolarevic	LB
32	Brody Belt	WR
32	Kaden Williams	DB
33	Connor Culp	PK
33	Javin Wright	S
34	Simon Otte	OLB
34	Beau Psencik	RB
35	Derek Branch	DB
35	John Bullock	OLB
35	Trevin Luben	RB
36	Blake Closman	DB
36	Chase Contreraz	PK
36	Taveon Thompson	WR
37	Isaiah Harris	RB
37	Phalen Sanford	CB
38	Damian Jackson	OLB
39	Garrett Hustedt	ILB
39	Matthew Schuster	RB
40	Daniel Cerni	P
40	Darius Moore	DB
41	Elliott Brown	WR
41	Christian Lilienkamp	DB
41	Garrett Snodgrass	ILB
42	AJ Collins	DB

2021 NEBRASKA FOOTBALL ROSTER

NO.	NAME	POS.	HT.	WT.	YR.	HOMETOWN (HIGH SCHOOL/COLLEGE)
11 ***	Allen, Austin	TE	6-9	255	Jr.	Aurora, Neb. (Aurora)
9	Arceneaux, Spencer	QB	6-1	180	Fr.	Mobile, Ala. (McGill Tooten)
53	Archer, Jake	ILB	6-1	210	So.	Omaha, Neb. (Skutt Catholic)
73 **	Bando, Broc	OL	6-5	315	Jr.	Lincoln, Neb. (IMG Academy [Fla.])
74 *	Banks, Brant	OL	6-7	305	RFr.	Houston, Texas (Westbury Christian)
32 **	Belt, Brody	WR	5-9	185	So.	Omaha, Neb. (Millard West)
54 *	Benhart, Bryce	OL	6-9	330	RFr.	Lakeville, Minn. (Lakeville North)
15 *	Betts, Zavier	WR	6-2	200	Fr.	Bellevue, Neb. (West)
96	Black, Marquis	DL	6-3	315	Fr.	McDonough, Ga. (Eagle's Landing Christian Academy)
58	Boerkircher, Ian	OL	6-6	280	So.	Aurora, Neb. (Aurora/Nebraska-Kearney)
49	Boerkircher, Nate	TE	6-5	230	Fr.	Aurora, Neb. (Aurora)
43	Booker III, Michael	DB	6-1	195	Fr.	Grand Prairie, Texas (South Grand Prairie)
35	Branch, Derek	DB	5-11	175	Fr.	Lincoln, Neb. (Southeast)
26	Bretz, Koby	DB	6-2	195	Fr.	Omaha, Neb. (Westside)
82	Brewington, Chancellor	TE/WR	6-3	185	Jr.	Chandler, Ariz. (Hamilton/Northern Arizona)
4 *	Brown, Alante	WR	5-10	185	Fr.	Chicago, Ill. (Simeon/St. Thomas More [Conn.] Prep)
1	Brown, Elliott	WR	5-11	180	Fr.	Omaha, Neb. (Elkhorn South)
45	Brumfield, Kyan	DB	6-0	185	Jr.	San Antonio, Texas (Brandeis/Colgate/Texas Tech)
63	Buckley, Ru'Quan	DL	6-5	290	Fr.	Wyoming, Mich. (Godwin Heights)
46	Buda, Grant	LB	6-0	205	Fr.	Lincoln, Neb. (Southwest)
12	Buford Jr., Marques	DB	5-11	190	Fr.	DeSoto, Texas (Trinity Christian/St. Thomas More [Conn.] Prep)
84	Bullock, Alex	WR	6-2	190	Fr.	Omaha, Neb. (Creighton Prep)
35	Bullock, John	OLB	6-0	215	RFr.	Omaha, Neb. (Creighton Prep)
71	Burton, Maddox	DL	6-4	285	Fr.	Lincoln, Neb. (Southeast)
17	Butler, Jimari	OLB	6-5	245	Fr.	Mobile, Ala. (Murphy)
81	Carnie, James	TE	6-5	230	Fr.	Roca, Neb. (Norris)
58	Cassidy, Chris	ILB	6-1	215	So.	Lincoln, Neb. (Pius X)
40	Cerni, Daniel	P	6-4	225	Fr.	Canberra, Australia (Prokick Australia)
11 *	Clark, Braxton	CB	6-4	200	So.	Orlando, Fla. (Dr. Phillips)
36	Closman, Blake	DB	5-10	190	Fr.	Elkhorn, Neb. (Millard North)
42	Collins, AJ	DB	5-10	170	Fr.	Omaha, Neb. (Creighton Prep)
79	Conn, Alex	OL	6-6	300	Fr.	Derby, Kan. (Derby)
36	Contreraz, Chase	PK	6-1	180	So.	Missouri Valley, Iowa (Missouri Valley/Iowa Western CC)
69	Corcoran, Turner	OL	6-6	300	Fr.	Lawrence, Kan. (Free State)
33 *	Culp, Connor	PK	6-0	180	Sr.	Phoenix, Ariz. (Desert Vista/LSU)
93 ***	Daniels, Damion	DL	6-3	325	Jr.	Dallas, Texas (Bishop Dunne)
95	Detlefsen, Grant	P	6-2	210	RFr.	Lincoln, Neb. (Southeast)
9 ****	Dismuke, Marquel	S	6-1	210	Sr.	Compton, Calif. (Calabasas)
13 ****	Domann, JoJo	OLB	6-1	230	Sr.	Colorado Springs, Colo. (Pine Creek)
22	Ervin Jr., Gabe	RB	6-0	215	Fr.	Buford, Ga. (Buford)
88 *	Falck, Levi	WR	6-1	200	Sr.	Circle Pines, Minn. (Centennial/South Dakota)
4 **	Farmer, Myles	S	6-3	200	RFr.	Atlanta, Ga. (Westlake)
82 *	Feist, Colton	DL	6-2	280	So.	Yutan, Neb. (Yutan)
24	Fidone II, Thomas	TE	6-6	235	Fr.	Council Bluffs, Iowa (Lewis Central)
92	Franke, Brendan	PK	6-3	215	Fr.	Gretna, Neb. (Gretna/Morningside)
14	Gbayor, Mikai	ILB	6-2	220	Fr.	Irvington, N.J. (Irvington)
23 *	Gifford, Isaac	S	6-1	205	Fr.	Lincoln, Neb. (Southeast)
46	Goodwin, John	TE	6-2	255	RFr.	Lincoln, Neb. (Lincoln High)
13	Grimes, Kamonte	WR	6-3	200	Fr.	Naples, Fla. (Palmetto Ridge)
24	Gunnerson, Blaise	OLB	6-6	255	Fr.	Carroll, Iowa (Kuemper Catholic)
10	Haarberg, Heinrich	QB	6-5	205	Fr.	Kearney, Neb. (Kearney Catholic)
17	Hahn, Ty	WR	6-2	200	Fr.	Johnson, Neb. (Johnson-Brock)
10	Hannah, Jackson	ILB	6-3	220	RFr.	Nashville, Tenn. (Montgomery Bell Academy)
80	Hardy II, Shawn	WR	6-3	190	Fr.	Kingsland, Ga. (Camden County)
37	Harris, Isaiah	RB	5-8	190	Fr.	Omaha, Neb. (Millard South)
29	Hausmann, Ashton	DB	5-11	215	Fr.	Roca, Neb. (Norris)
93	Heins, Gabe	PK	6-0	185	RFr.	Kearney, Neb. (Kearney)
42 *	Henrich, Nick	ILB	6-3	225	RFr.	Omaha, Neb. (Burke)
80	Herbek, Jacob	TE	6-5	265	RFr.	Grand Island, Neb. (Central Catholic)
87 **	Hickman, Chris	TE	6-5	215	RFr.	Omaha, Neb. (Burke)
75 *	Hixson, Trent	OL	6-4	320	Jr.	Omaha, Neb. (Skutt Catholic)
18	Ho'ohuli, Wynden	ILB	6-3	220	Fr.	Mililani, Hawaii (Mililani)
3 **	Honas, Will	ILB	6-1	235	Sr.	Wichita, Kan. (Bishop Carroll/Butler CC)
50	Hoskinson, Sam	OL	6-0	245	Fr.	Omaha, Neb. (Elkhorn South)
39	Hustedt, Garrett	ILB	6-2	230	RFr.	Omaha, Neb. (Mount Michael Benedictine)
72	Hutmacher, Nash	DL	6-4	325	Fr.	Oacoma, S.D. (Chamberlain)
38 *	Jackson, Damian	OLB	6-2	270	Jr.	Las Vegas, Nev. (Shadow Ridge)
97	Jasek, Josh	PK	6-1	175	Fr.	Iowa City, Iowa (Iowa City West/Iowa Western)
29	Jewett, Cooper	RB	5-10	190	RFr.	Omaha, Neb. (Elkhorn South)
14 **	Johnson, Rahmir	RB	5-10	185	RFr.	Oradell, N.J. (Bergen Catholic)
1	Johnson, Tyreke	CB	6-1	190	So.	Jacksonville, Fla. (Trinity Christian Academy/Ohio State)
16	Joseph, Nadab	CB	6-2	195	So.	Miami, Fla. (Noland/Independence [Kan.] CC)
51 **	Jurgens, Cam	OL	6-3	290	So.	Beatrice, Neb. (Beatrice)
51	Klover, Braden	ILB	6-2	230	Fr.	Wymore, Neb. (Southern)
31	Kolarevic, Chris	ILB	6-1	230	Jr.	Traverse City, Mich. (Saint Francis/Northern Iowa)
30	Kpai, Randolph	ILB	6-2	210	Fr.	Sioux Falls, S.D. (Washington)
81	Leader, Nick	OLB	6-1	210	RFr.	Lincoln, Neb. (Southwest)
85 *	Liewer, Wyatt	WR	6-4	195	So.	O'Neill, Neb. (O'Neill)
41	Lilienkamp, Christian	DB	6-0	170	Fr.	Bellevue, Neb. (Bellevue West)
35	Luben, Trevin	RB	5-11	200	Fr.	Wahoo, Neb. (Wahoo)
59	Lutovsky, Henry	OL	6-6	330	Fr.	Crawfordsville, Iowa (Mount Pleasant)
77	Lynn, Michael	OL	6-6	295	RFr.	Greenwood Village, Colo. (Cherry Creek)
7 *	Lynam, Tamon	CB	6-2	180	Fr.	Orlando, Fla. (Evans)
19	Malcom, Seth	ILB	6-4	210	Fr.	Tabor, Iowa (Fremont-Mills)
67	Mancino, Joey	OL	6-3	300	Fr.	Holmdel, N.J. (Holmdel)
5	Manning, Omar	WR	6-4	225	Jr.	Lancaster, Texas (Lancaster/TCU/Kilgore CC)
89 *	Martin, Oliver	WR	6-1	200	Jr.	Coralville, Iowa (Iowa City West/Michigan/Iowa)
2 ***	Martinez, Adrian	QB	6-2	212	Jr.	Fresno, Calif. (Clovis West)

18	Masker, Matt	QB	6-2	220	So.	Kearney, Neb. (Kearney Catholic)
22	* Mauga-Clements, Eteva	ILB	6-1	220	Jr.	Pleasant Hill, Calif. (College Park/Diablo Valley CC)
48	* McCallum, Lane	S	6-2	215	Jr.	Norfolk, Calif. (Norfolk/Air Force)
71	Menning, Keegan	OL	6-5	335	Fr.	Fremont, Neb. (Fremont)
25	Meyer, Kelen	PK	6-3	190	Fr.	Ord, Neb. (Ord)
48	Meyersick, Evan	TE	6-5	185	Fr.	Omaha, Neb. (Millard West)
19	Miles Jr., Barron	WR	5-10	170	Fr.	Montreal, Quebec, Canada (Chandler [Ariz.])
66	Miller, Ezra	OL	6-6	315	RFr.	Molokai, Iowa (Ridge View/Iowa)
40	Moore, Darius	DB	6-1	185	Jr.	Tiffin, Iowa (Clear Creek Amana/Iowa Western CC)
28	Morrison, Sevion	RB	6-0	210	Fr.	Tulsa, Okla. (Edison)
53	Moses, Riley	OL	6-2	305	RFr.	Fairmont, Neb. (Fillmore Central)
94	* Mueller, Cade	LS	6-0	220	So.	Gretna, Neb. (Gretna)
44	** Nelson, Garrett	OLB	6-3	245	So.	Scottsbluff, Neb. (Scottsbluff)
7	Neville, Latrell	WR	6-4	195	Fr.	Fresno, Texas (Hightower)
52	Newsom, Mosai	DL	6-4	285	RFr.	Waverly, Iowa (Waverly-Shell Rock)
6	** Newsome, Quinton	CB	6-1	185	So.	Suwanee, Ga. (North Gwinnett)
43	Nieman, Mason	S	6-1	195	Fr.	Waverly, Neb. (Waverly)
12	Nixon, Will	WR	5-11	185	Fr.	Waco, Texas (Midway)
63	Nouili, Nouredin	OL	6-4	315	So.	Frankfurt, Germany (Norris/Colorado State)
34	** Otte, Simon	OLB	6-2	205	So.	York, Neb. (York)
0	* Payne, Pheldarius	OLB	6-3	260	Jr.	Suffolk, Va. (Nansemond River/Lackawanna [Pa.] CC)
91	* Pieper, Cameron	LS	6-3	260	So.	Lincoln, Neb. (Southwest)
57	* Piper, Ethan	OL	6-3	305	RFr.	Norfolk, Neb. (Norfolk Catholic)
21	* Pola-Gates, Noa	S	6-0	180	RFr.	Gilbert, Ariz. (Williams Field)
65	Prochazka, Teddy	OL	6-9	305	Fr.	Elkhorn, Neb. (Elkhorn South)
90	** Przystup, William	P	6-4	250	So.	Oviedo, Fla. (Oviedo/Michigan State)
34	Pscenk, Beau	RB	6-0	205	Fr.	Houston, Texas (Lutheran South Academy)
28	** Reimer, Luke	ILB	6-1	225	So.	Lincoln, Neb. (North Star)
91	* Riley, Jordon	DL	6-6	310	Jr.	New Bern, N.C. (Riverside/North Carolina/Garden City [Kan.] CC)
45	Robinson, Truitt	WR	6-0	190	Fr.	Gilbert, Ariz. (Higley)
99	* Robinson, Ty	DL	6-6	305	RFr.	Gilbert, Ariz. (Higley)
98	** Rogers, Casey	DL	6-5	290	So.	Syracuse, N.Y. (Westhill/Avon Old Farms [Conn.])
86	Rollins, AJ	TE	6-6	230	Fr.	Omaha, Neb. (Creighton Prep)
37	* Sanford, Phalen	CB	5-11	200	So.	Benkelman, Neb. (Dundy County-Stratton/Hastings College)
76	Schaller, Beau	OL	6-2	265	Fr.	Waukee, Iowa (Waukee)
54	Schommer, Ryan	OLB	6-5	260	So.	Norfolk, Neb. (Norfolk)
39	Schuster, Matthew	RB	5-10	190	Fr.	Cozad, Neb. (Cozad/Ashland-Greenwood)
21	* Scott III, Marvin	RB	5-9	205	Fr.	Daytona Beach, Fla. (Spruce Creek)
83	Shurtleff, Sam	OLB	6-3	220	RFr.	Watkinsville, Ga. (Oconee County)
70	** Sichterman, Matt	OL	6-4	310	Jr.	Cincinnati, Ohio (Kings)
8	Smothers, Logan	QB	6-2	195	Fr.	Muscle Shoals, Ala. (Muscle Shoals)
41	* Snodgrass, Garrett	ILB	6-3	225	RFr.	York, Neb. (York)
62	Stafursky, Noah	OL	6-4	330	RFr.	York, Neb. (York)
30	Stapp, Markese	RB	6-1	230	So.	Indianapolis, Ind. (Cathedral/USC)
95	**** Stille, Ben	DL	6-5	290	Sr.	Ashland, Neb. (Ashland-Greenwood)
16	Synek, Jarrett	QB	6-0	190	Fr.	Hastings, Neb. (Hastings)
56	Tagge, Grant	ILB	6-1	205	Fr.	Omaha, Neb. (Westside)
2	*** Tannor, Caleb	OLB	6-3	225	Jr.	Stone Mountain, Ga. (Miller Grove)
5	*** Taylor-Britt, Cam	CB	6-0	197	Jr.	Montgomery, Ala. (Park Crossing)
97	** Thomas, Deontre	DL	6-2	285	Jr.	Mustang, Okla. (Mustang)
36	Thompson, Taveon	WR	6-4	200	Fr.	Lincoln, Neb. (Southeast)
3	Toure, Samori	WR	6-3	190	Sr.	Portland, Ore. (Westview/Montana)
83	* Vokolek, Travis	TE	6-6	260	Jr.	Springfield, Mo. (Kickapoo/Rutgers)
55	Walker, Chris	DL	6-6	290	Jr.	Lincoln, Neb. (East)
50	Weaver, Jailen	DL	6-8	320	Fr.	Antioch, Calif. (Antioch)
16	Weinmaster, Zach	RB	5-10	190	RFr.	Loveland, Colo. (Loveland)
92	Wildeman, Tate	DL	6-6	280	So.	Parker, Colo. (Legend)
8	** Williams, Deontai	S	6-1	205	Sr.	Jacksonville, Fla. (Trinity Christian Academy/Jones County [Miss.] CC)
32	Williams, Kaden	DB	5-10	155	Fr.	Omaha, Neb. (Millard West)
15	Williams, Malik	DB	6-0	190	Fr.	Atlanta, Ga. (Buford)
96	Witucki, Camden	LS	6-2	225	Fr.	Grand Blanc, Mich. (Grand Blanc Community)
33	Wright, Javin	S	6-4	210	RFr.	Chandler, Ariz. (Hamilton)
0	Yant, Jaquez	RB	6-2	245	Fr.	Tallahassee, Fla. (Amos P. Godby)
44	Young, Aiden	RB	5-9	175	Fr.	Omaha, Neb. (Elkhorn)

Lettermen in Bold; *Indicates Letters Earned

NUMERICAL ROSTER

NO.	NAME	POS.
42	Nick Henrich	ILB
43	Michael Booker III	DB
43	Mason Nieman	S
44	Garrett Nelson	OLB
44	Aiden Young	RB
45	Kyan Brumfield	DB
45	Truitt Robinson	WR
46	Grant Buda	LB
46	John Goodwin	TE
48	Lane McCallum	S
48	Evan Meyersick	TE
49	Nate Boerkircher	TE
50	Sam Hoskinson	OL
50	Jailen Weaver	DL
51	Cam Jurgens	OL
51	Braden Klover	ILB
52	Mosai Newsom	DL
53	Jake Archer	ILB
53	Riley Moses	OL
54	Bryce Benhart	OL
54	Ryan Schommer	OLB
55	Chris Walker	DL
56	Grant Tagge	ILB
57	Ethan Piper	OL
58	Ian Boerkircher	OL
58	Chris Cassidy	ILB
59	Henry Lutovsky	OL
62	Noah Stafursky	OL
63	Ru'Quan Buckley	DL
63	Nouredin Nouili	OL
65	Teddy Prochazka	OL
66	Ezra Miller	OL
67	Joey Mancino	OL
69	Turner Corcoran	OL
70	Matt Sichterman	OL
71	Maddox Burton	DL
71	Keegan Menning	OL
72	Nash Hutmacher	DL
73	Broc Bando	OL
74	Brant Banks	OL
75	Trent Hixson	OL
76	Beau Schaller	OL
77	Michael Lynn	OL
79	Alex Conn	OL
80	Shawn Hardy II	WR
80	Jacob Herbek	TE
81	James Carnie	TE
81	Nick Leader	OLB
82	Chancellor Brewington	TE/WR
82	Colton Feist	DL
83	Sam Shurtleff	OLB
83	Travis Vokolek	TE
84	Alex Bullock	WR
85	Wyatt Liewer	WR
86	AJ Rollins	TE
87	Chris Hickman	TE
88	Levi Falck	WR
89	Oliver Martin	WR
90	William Przystup	P
91	Cameron Pieper	LS
91	Jordon Riley	DL
92	Brendan Franke	PK
92	Tate Wildeman	DL
93	Damion Daniels	DL
93	Gabe Heins	PK
94	Cade Mueller	LS
95	Grant Detlefsen	P
95	Ben Stille	DL
96	Marquis Black	DL
96	Camden Witucki	LS
97	Josh Jasek	PK
97	Deontre Thomas	DL
98	Casey Rogers	DL
99	Ty Robinson	DL

PRONUNCIATION GUIDE

Marquis Black..... marr-KEESE
 Ru'Quan Buckley..... ROO-kwan
 Marques Buford Jr. marr-KEESE
 Daniel Cerni CHURN-ee
 Colton Feist..... FEAST
 Thomas Fidone II fuh-DOAN-ee
 Heinrich Haarberg HINE-rick HARR-burg
 Ashton Hausmann..... HOUSE-munn
 Nick Henrich HEN-ritch
 Nash Hutmacher HUT-make-urr
 Nadab Joseph nuh-DAB
 Chris Kolarevic kuh-LAR-vick
 Randolph Kpai kuh-PIE
 Henry Lutovsky loo-TOV-skee
 Tamon Lynam..... tuh-MAWN
 Wyatt Liewer LEE-ver

Eteva Mauga-Clements... eh-TEE-vuh MAW-guh
 Sevion Morrison SAY-vee-on
 Mosai Newsom mo-SIGH
 Nouredin Nouili... NERR-ed-inn new-WHEEL-ee
 Simon Otte..... OAT-ee
 Beau Pscenk..... PENN-sick
 Cameron Pieper..... PIPE-urr
 William Przystup PRISS-tupp
 Teddy Prochazka pro-HAH-skuh
 Ryan Schommer SHOW-murr
 Ben Stille STILL-ee
 Samori Toure..... suh-MORE-ee TOO-ray
 Tate Wildeman..... WILL-duh-munn
 Camden Witucki WIH-tuck-ee
 Jaquez Yant..... jah-KWEZZ YANT

2021 NEBRASKA GAME-BY-GAME STARTERS

OFFENSIVE STARTING LINEUPS

OPPONENT	WR	WR	WR	TE	RT	RG	C	LG	LT	QB	RB	PK
Illinois	Toure	Martin	Liewer	Allen	Benhart	Sichterman	Jurgens	Piper	Banks	Martinez	Ervin Jr.	Culp
Fordham	Toure	Manning	Liewer	Allen	Benhart	Sichterman	Jurgens	Piper	Corcoran	Martinez	Ervin Jr.	Culp
Buffalo	Toure	Falck	Liewer	Allen	Benhart	Sichterman	Jurgens	Piper	Corcoran	Martinez	Stepp	Culp
Oklahoma	Vokolek*	Betts	Liewer	Allen	Benhart	Sichterman	Jurgens	Hixson	Corcoran	Martinez	Johnson	Culp
Michigan St.	Toure	Betts	Manning	Allen	Benhart	Sichterman	Jurgens	Hixson	Corcoran	Martinez	Johnson	Culp
Northwestern	Toure	Betts	Martin	Allen	Corcoran	Sichterman	Jurgens	Nouili	Prochazka	Martinez	Johnson	Culp
Michigan	Toure	Manning	Martin	Allen	Corcoran	Sichterman	Jurgens	Nouili	Prochazka	Martinez	Johnson	Culp
Minnesota	Belt	Manning	Falck	Allen	Benhart	Sichterman	Jurgens	Nouili	Corcoran	Martinez	Johnson	Culp
Purdue	Vokolek*	Manning	Betts	Allen	Benhart	Sichterman	Jurgens	Nouili	Corcoran	Martinez	Johnson	Contreras
Ohio St.	Toure	Manning	Falck	Allen	Benhart	Sichterman	Jurgens	Nouili	Corcoran	Martinez	Johnson	Contreras
Wisconsin												
Iowa												

*Nebraska opened with two tight ends

DEFENSIVE STARTING LINEUPS

OPPONENT	DE	NG	DE	OLB	ILB	ILB	OLB	CB	S	S	CB	P
Illinois	Robinson	Daniels	Stille	Tannor	Reimer	Henrich	Nelson	Newsome	Dismuke	Williams	Taylor-Britt	Cerni
Fordham	Domann*	Daniels	Stille	Tannor	Reimer	Henrich	Nelson	Newsome	Dismuke	Williams	Taylor-Britt	Cerni
Buffalo	Domann*	Daniels	Stille	Tannor	Reimer	Henrich	Nelson	Newsome	Dismuke	Williams	Taylor-Britt	Cerni
Oklahoma	Domann*	Daniels	Stille	Tannor	Reimer	Henrich	Nelson	Newsome	Dismuke	Williams	Taylor-Britt	Przystup
Michigan St.	Domann*	Daniels	Stille	Tannor	Reimer	Henrich	Nelson	Newsome	Dismuke	Williams	Taylor-Britt	Przystup
Northwestern	Domann*	Daniels	Stille	Tannor	Reimer	Henrich	Nelson	Newsome	Dismuke	Williams	Taylor-Britt	Przystup
Michigan	Domann*	Daniels	Stille	Tannor	Reimer	Henrich	Nelson	Newsome	Dismuke	Williams	Taylor-Britt	Przystup
Minnesota	Robinson	Daniels	Stille	Tannor	Reimer	Henrich	Nelson	Newsome	Dismuke	Williams	Taylor-Britt	Przystup
Purdue	Domann*	Daniels	Stille	Tannor	Reimer	Henrich	Nelson	Newsome	Dismuke	Farmer	Taylor-Britt	Przystup
Ohio St.	Domann*	Daniels	Stille	Tannor	Reimer	Henrich	Nelson	Newsome	Dismuke	Farmer	Taylor-Britt	Przystup
Wisconsin												
Iowa												

*Nebraska opened in a nickel package

2021 NEBRASKA PLAYER PARTICIPATION

PLAYER, POS.	GP	GS	PLAYER, POS.	GP	GS	PLAYER, POS.	GP	GS
Austin Allen, TE	10	10	Ty Hahn, WR	4	0	Simon Otte, OLB	6	0
Jake Archer, ILB	1	0	Jackson Hannah, ILB	10	0	Pheldarius Payne, OLB	10	0
Broc Bando, OL	7	0	Ashton Hausmann, DB	2	0	Cameron Pieper, LS	9	0
Brant Banks, OL	7	1	Nick Henrich, ILB	10	10	Ethan Piper, OL	5	3
Brody Belt, WR	6	1	Chris Hickman, TE	5	0	Noa Pola-Gates, S	8	0
Bryce Benhart, OL	10	8	Trent Hixson, OL	5	2	Teddy Prochazka, OL	5	2
Zavier Betts, WR	10	4	Garrett Hustedt, ILB	1	0	William Przystup, P	10	7
Marquis Black, DL	2	0	Nash Hutmacher, DL	9	0	Luke Reimer, ILB	10	10
Ian Boerkircher, OL	6	0	Damian Jackson, OLB	9	0	Jordon Riley, DL	9	0
Nate Boerkircher, TE	3	0	Cooper Jewett, RB	10	0	Ty Robinson, DL	10	2
Koby Bretz, DB	1	0	Rahmir Johnson, RB	10	7	Casey Rogers, DL	5	0
Chancellor Brewington, TE	9	0	Tyreke Johnson, CB	1	0	AJ Rollins, TE	2	0
Alante Brown, WR	8	0	Nadab Joseph, CB	2	0	Phalen Sanford, CB	10	0
Elliott Brown, WR	1	0	Cam Jurgens, OL	10	10	Marvin Scott III, RB	1	0
Kyan Brumfield, DB	1	0	Chris Kolarevic, ILB	10	0	Matt Sichterman, OL	10	10
Ru'Quan Buckley, DL	1	0	Wyatt Liewer, WR	10	4	Logan Smothers, QB	4	0
Marques Buford Jr., DB	10	0	Trevin Luben, RB	1	0	Garrett Snodgrass, ILB	3	0
John Bullock, OLB	10	0	Henry Lutovsky, OL	2	0	Noah Stafursky, OL	1	0
Jimari Butler, OLB	2	0	Michael Lynn, OL	2	0	Markese Stepp, RB	6	1
James Carnie, TE	2	0	Tamon Lynam, CB	2	0	Ben Stille, DL	10	10
Daniel Cerni, P	4	3	Omar Manning, WR	9	6	Grant Tagge, ILB	10	0
Braxton Clark, CB	10	0	Oliver Martin, WR	6	3	Caleb Tannor, OLB	10	10
Turner Corcoran, OL	10	9	Adrian Martinez, QB	10	10	Cam Taylor-Britt, CB	10	10
Chase Contreras, PK	2	2	Matt Masker, QB	2	0	Deontre Thomas, DL	10	0
Connor Culp, PK	9	8	Eteva Mauga-Clements, ILB	10	0	Samori Toure, WR	10	7
Damion Daniels, DL	10	10	Lane McCallum, S	9	0	Travis Vokolek, TE	7	2
Marquel Dismuke, S	10	10	Kelen Meyer, PK	2	0	Chris Walker, DL	3	0
JoJo Domann, OLB	10	8	Ezra Miller, OL	3	0	Jailen Weaver, DL	1	0
Gabe Ervin Jr., RB	4	2	Sevion Morrison, RB	7	0	Zach Weinmaster, RB	10	0
Levi Falck, WR	10	3	Riley Moses, OL	1	0	Tate Wildeman, DL	2	0
Myles Farmer, S	10	2	Cade Mueller, LS	10	0	Deontai Williams, S	8	8
Colton Feist, DL	8	0	Garrett Nelson, OLB	10	10	Javin Wright, OLB	2	0
Brendan Franke, PK	10	0	Quinton Newsome, CB	10	10	Jaquez Yant, RB	6	0
Isaac Gifford, S	10	0	Will Nixon, WR	3	0			
Blaise Gunnerson, OLB	1	0	Nouredin Nouili, OL	10	5			

CAREER STARTS - OFFENSE

PLAYER	'17	'18	'19	'20	'21	ALL
Martinez	-	11	10	6	10	37
Toure	1*	10*	14*	-	7	32
Jurgens	-	-	12	7	10	29
Falck	3^	9^	3^	4	3	22
Allen	-	0	5	7	10	22
Brewington	9#	10#	-	-	0	19
Benhart	-	-	0	8	8	16
Vokolek	2	7	-	4	2	15
Hixson	-	0	12	0	2	14
Nouili	-	-	7!	0	5	12
Corcoran	-	-	-	1	9	10
Sichterman	-	0	0	0	10	10
Piper	-	-	0	7	3	10
Martin	-	1\$	0	4	3	8
Johnson	-	-	0	0	7	7
Manning	-	-	-	0	6	6
Betts	-	-	-	1	4	5
Liewer	-	-	0	0	4	4
Ervin Jr.	-	-	-	-	2	2
Prochazka	-	-	-	-	2	2
Bra. Banks	-	-	0	0	1	1
Stapp	-	-	0	0	1	1
A. Brown	-	-	-	1	0	1
Scott III	-	-	-	1	0	1
Belt	--	--	0	0	1	1

*at FCS Montana; #at FCS Northern Arizona;
^at FCS South Dakota; !at Colorado State;

CAREER STARTS - DEFENSE

PLAYER	'17	'18	'19	'20	'21	ALL
Stille	1	11	2	8	10	32
Dismuke	1	0	12	8	10	32
Taylor-Britt	-	0	10	7	10	27
Domann	-	2	7	8	8	25
Tannor	-	0	5	5	10	20
Nelson	-	-	0	8	10	18
D. Williams	-	1	1	7	8	17
Kolarevic	-	6	9	-	0	15
Reimer	-	-	0	5	10	15
Daniels	-	0	1	3	10	14
Henrich	-	-	0	1	10	11
Newsome	-	-	0	1	10	11
Robinson	-	-	0	7	2	9
Honas	-	0	0	7	0	7
Farmer	-	-	0	1	2	3
Brumfield	-	0	1*	0	0	1
Clark	-	0	1	-	0	1
Rogers	-	0	0	1	0	1

*at FCS Colgate

CAREER STARTS - SPECIAL TEAMS

PLAYER	'17	'18	'19	'20	'21	ALL
Culp	10*	0	0	8	8	26
Przystup	-	3#	0	6	7	16
McCallum	-	-	4	-	0	4
Cerni	-	-	-	-	3	3
Contreras	-	-	-	0	2	2

*at LSU; #at Michigan State

CONSECUTIVE STARTS (MIN. 15)

PLAYER, POSITION	STARTS
Marquel Dismuke, S	29
Ben Stille, DT	18
Garrett Nelson, DE	18
Cam Taylor-Britt, CB	16
Cam Jurgens, C	16

OFFENSIVE DEPTH CHART


QB	2	Adrian Martinez	6-2	212	Jr.	Fresno, Calif.
	8	Logan Smothers	6-2	195	Fr.	Muscle Shoals, Ala.
	10	Heinrich Haarberg	6-5	200	Fr.	Kearney, Neb.
RB	14	Rahmir Johnson	5-10	185	RFr.	Oradell, N.J.
	0	Jaquez Yant	6-2	245	Fr.	Tallahassee, Fla.
	-OR- 30	Markese Stepp	6-1	230	So.	Indianapolis, Ind.
-OR- 28	Sevion Morrison	6-0	210	Fr.	Tulsa, Okla.	
WR	3	Samori Toure	6-3	190	Sr.	Portland, Ore.
	32	Brody Belt	5-9	185	So.	Omaha, Neb.
	12	Will Nixon	5-11	185	Fr.	Waco, Texas
WR	-OR- 89	Oliver Martin	6-1	200	Jr.	Coralville, Iowa
	15	Zavier Betts	6-2	200	Fr.	Bellevue, Neb.
	4	Alante Brown	5-10	185	Fr.	Chicago, Ill.
WR	-OR- 5	Omar Manning	6-4	225	Jr.	Lancaster, Texas
	88	Levi Falck	6-2	205	Sr.	Circle Pines, Minn.
	85	Wyatt Liewer	6-4	195	So.	O'Neill, Neb.
TE	11	Austin Allen	6-9	255	Jr.	Aurora, Neb.
	83	Travis Vokolek	6-6	260	Jr.	Springfield, Mo.
	87	Chris Hickman	6-5	215	RFr.	Omaha, Neb.
LT	69	Turner Corcoran	6-6	300	Fr.	Lawrence, Kan.
	66	Ezra Miller	6-6	315	RFr.	Holstein, Iowa
LG	63	Noureddin Nouili	6-4	315	So.	Frankfurt, Germany
	57	Ethan Piper	6-3	305	RFr.	Norfolk, Neb.
	-OR- 74	Brant Banks	6-7	305	RFr.	Houston, Texas
C	51	Cam Jurgens	6-3	290	So.	Beatrice, Neb.
	75	Trent Hixson	6-4	320	Jr.	Omaha, Neb.
RG	70	Matt Sichterman	6-4	310	Jr.	Cincinnati, Ohio
	73	Broc Bando	6-7	305	RFr.	Lincoln, Neb.
RT	54	Bryce Benhart	6-9	330	RFr.	Lakeville, Minn.
	58	Ian Boerkircher	6-6	280	So.	Aurora, Neb.

DEFENSIVE DEPTH CHART

DT	-OR- 95	Ben Stille	6-5	290	Sr.	Ashland, Neb.
	97	Deontre Thomas	6-2	285	Jr.	Mustang, Okla.
NT	93	Damion Daniels	6-3	325	Jr.	Dallas, Texas
	91	Jordon Riley	6-6	310	Jr.	New Bern, N.C.
DT	99	Ty Robinson	6-6	305	RFr.	Gilbert, Ariz.
	98	Casey Rogers	6-5	295	So.	Syracuse, N.Y.
DE	44	Garrett Nelson	6-3	245	So.	Scottsbluff, Neb.
	38	Damian Jackson	6-2	270	Jr.	Las Vegas, Nev.
ILB	42	Nick Henrich	6-3	225	RFr.	Omaha, Neb.
	31	Chris Kolarevic	6-1	230	Jr.	Traverse City, Mich.
ILB	28	Luke Reimer	6-1	225	So.	Lincoln, Neb.
	41	Garrett Snodgrass	6-3	225	RFr.	York, Neb.
	22	Eteva Mauga-Clements	6-1	220	Jr.	Pleasant Hill, Calif.
DE	2	Caleb Tannor	6-3	225	Jr.	Stone Mountain, Ga.
	0	Pheldarius Payne	6-3	260	Jr.	Suffolk, Va.
	17	Jimari Butler	6-5	245	Fr.	Mobile, Ala.
NICKEL	23	Isaac Gifford	6-1	205	Fr.	Lincoln, Neb.
	37	Phalen Sanford	5-11	200	So.	Benkelman, Neb.
CB	-OR- 6	Quinton Newsome	6-1	185	So.	Suwanee, Ga.
	11	Braxton Clark	6-4	200	So.	Orlando, Fla.
	7	Tamon Lynum	6-2	180	Fr.	Orlando, Fla.
S	9	Marquel Dismuke	6-1	210	Sr.	Compton, Calif.
	21	Noa Pola-Gates	6-0	180	RFr.	Gilbert, Ariz.
S	8	Deontai Williams	6-1	205	Sr.	Jacksonville, Fla.
	4	Myles Farmer	6-1	200	RFr.	Atlanta, Ga.
CB	5	Cam Taylor-Britt	6-0	197	Jr.	Montgomery, Ala.
	1	Tyreke Johnson	6-1	190	So.	Jacksonville, Fla.
	-OR- 12	Marques Buford Jr.	5-11	190	Fr.	DeSoto, Texas

SPECIAL TEAMS DEPTH CHART

PK	-OR- 36	Chase Contreras	6-1	180	So.	Missouri Valley, Iowa
	33	Connor Culp	6-0	180	Sr.	Phoenix, Ariz.
	92	Brendan Franke	6-3	215	Fr.	Gretna, Neb. (Kickoffs)
P	90	William Przystup	6-4	250	So.	Oviedo, Fla.
	40	Daniel Cerni	6-4	225	Fr.	Canberra, Australia
H	90	William Przystup	6-4	250	So.	Oviedo, Fla.
	16	Zach Weinmaster	5-10	190	RFr.	Loveland, Colo.
LS	91	Cameron Pieper	6-3	260	So.	Lincoln, Neb.
	94	Cade Mueller	6-0	220	So.	Gretna, Neb.
PR	89	Oliver Martin	6-1	200	Jr.	Coralville, Iowa
	3	Samori Toure	6-3	190	Sr.	Portland, Ore.
KR	16	Zach Weinmaster	5-10	190	RFr.	Loveland, Colo.
	4	Alante Brown	5-10	185	Fr.	Chicago, Ill.
	14	Rahmir Johnson	5-10	185	RFr.	Oradell, N.J.
	15	Zavier Betts	6-2	200	Fr.	Bellevue, Neb.



AUSTIN ALLEN

#11

6-9 | 255 | JR. | TE
AURORA, NEB.

CAREER HONORS

- Team Captain (2021)
- Mackey Award Watch List (2021)
- Senior Bowl Watch List (2021)
- 3-Time Academic All-Big Ten
- 8-Time Nebraska Scholar-Athlete Honor Roll
- Sam Foltz 27 Hero Leadership Award (2020)
- 4-Time Brook Berringer Citizenship Team
- 4-Time Tom Osborne Citizenship Team

PERSONAL NOTES

- Graduated with a degree in mechanized systems management in May of 2021
- His father Andrew was a Husker walk-on in 1981

SEASON HIGHLIGHTS

- Has started every game and set career highs with 29 receptions, 404 receiving yards and two touchdown catches
- Is the first Husker tight end with 400 receiving yards in a season since Mike McNeill had 442 yards in 2008
- Enters the Wisconsin game five catches shy of the Nebraska season record for receptions by a tight end (34 by Tyler Hoppes in 2017)
- Leads all Big Ten tight ends with an average of 13.9 yards per reception
- Ranks 4th among Big Ten tight ends in receiving yards (404)
- Ranked as the No. 7 tight end nationally and third among Power Five tight ends by Pro Football Focus
- Caught two passes for 23 yards at Illinois
- Had four catches for 61 yards against Fordham
- Made an eight-yard catch on the opening drive vs. Buffalo but missed the rest of the game
- Came back from the injury to start at No. 3 Oklahoma and set a career high with six receptions, totaling 43 yards
- Caught four passes for 28 yards at No. 20 Michigan State
- Was held without a reception as Nebraska ran for more than 400 yards against Northwestern, snapping his streak of 13 consecutive games with a reception
- Caught two passes for 59 yards against No. 9 Michigan including a career-long 46-yard reception for a touchdown
- Had five catches for a career-high 121 yards at Minnesota with a nine-yard touchdown grab
- His 121 receiving yards tied for the fifth-highest total in school history by a tight end and marked the first 100-yard receiving game by a Husker tight end since 2017
- Caught three passes for 28 yards vs. Purdue
- Had two catches for 33 yards against No. 6 Ohio State

GAME-BY-GAME

OPPONENT	REC.	YDS	TD	LONG
at Illinois	2	23	0	14
Fordham	4	61	0	26
Buffalo	1	8	0	8
at Oklahoma	6	43	0	14
at Michigan St.	4	28	0	14
Northwestern	0	0	0	-
Michigan	2	59	1	46
at Minnesota	5	121	1	41
Purdue	3	28	0	18
Ohio St.	2	33	0	17
at Wisconsin				
Iowa				

CAREER RECEIVING STATS

YEAR	G/S	REC.	YDS	Y/R	Y/G	TD
2017						
			Redshirt			
2018	12/0	2	54	27.0	4.5	0
2019	12/5	7	83	11.9	6.9	0
2020	8/7	18	236	13.1	29.5	1
2021	10/10	29	404	13.9	40.4	2
TOTAL	42/22	56	777	13.9	18.5	3

RUSHING: 1 att., 2 yds, 0 TDs

CAREER HIGHS

Receptions	6 at Oklahoma (2021)
Receiving Yards	121 at Minnesota (2021)
Receiving Touchdowns	1 three times
Long Reception	46 vs. Michigan [TD] (2021)



BRODY BELT

#32

5-9 | 185 | SO. | WR
OMAHA, NEB.

CAREER HONORS

- 2-Time Nebraska Scholar-Athlete Honor Roll
- Brook Berringer Citizenship Team (2019)
- Tom Osborne Citizenship Team (2019)

CAREER NOTES

- Began his career at running back before switching to wide receiver prior to the 2020 season

SEASON HIGHLIGHTS

- Has played in six games with one start
- Made his first career reception with a 16-yard catch against Buffalo
- Had a career-long 24-yard reception at No. 20 Michigan State and also had a three-yard carry
- Made an 11-yard catch against Northwestern
- Made his first career start at Minnesota

GAME-BY-GAME

OPPONENT	REC.	YDS	TD	LONG
at Illinois	0	0	0	-
Fordham	0	0	0	-
Buffalo	1	16	0	16
at Oklahoma		-DNP-		
at Michigan St.	1	24	0	24
Northwestern	1	11	0	11
Michigan		-DNP-		
at Minnesota	0	0	0	-
Purdue		-DNP-		
Ohio St.		-DNP-		
at Wisconsin				
Iowa				

CAREER RECEIVING STATS

YEAR	G/S	REC.	YDS	Y/R	Y/G	TD
2018						
			Redshirt			
2019	12/0	0	0	0.0	0.0	0
2020	8/0	0	0	0.0	0.0	0
2021	6/1	3	51	17.0	8.5	0
TOTAL	26/1	3	51	17.0	2.0	0

RUSHING: 6 att., 35 yds, 0 TDs

KICKOFF RETURNS: 5 att., 73 yds, 0 TDs

CAREER HIGHS

Receptions	1 three times
Receiving Yards	24 at Michigan St. (2021)
Receiving Touchdowns	none
Long Reception	24 at Michigan St. (2021)
Rushing Attempts	4 at Minnesota (2019)
Rushing Yards	29 at Minnesota (2019)
Rushing TDs	none
Long Rush	22 at Minnesota (2019)



BRYCE BENHART #54

6-9 | 330 | R-FR. | OL
LAKEVILLE, MINN.

CAREER HONORS

- Academic All-Big Ten (2020)
- 4-Time Nebraska Scholar-Athlete Honor Roll

CAREER NOTES

- Played in three games while redshirting in 2019, becoming the 12th true freshman offensive lineman to play in a game in Nebraska history

SEASON HIGHLIGHTS

- Has played in every game, starting eight games at right tackle
- Helped Nebraska both pass and rush for 300 yards against Fordham, marking only the third game in program history the Huskers have totaled 300 yards rushing and passing

CAREER STATS

- **Games:** 21 (3 in 2019; 8 in 2020; 10 in 2021)
- **Starts:** 16 (8 in 2020; 8 in 2021)



TURNER CORCORAN #69

6-6 | 300 | FR. | OL
LAWRENCE, KAN.

CAREER HONORS

- Nebraska Scholar-Athlete Honor Roll (Spring 2020)

CAREER NOTES

- Started the 2020 season finale at Rutgers at left tackle, becoming the first Husker true freshman to ever start a game at left tackle
- Became just the sixth true freshman offensive lineman to start a game in Nebraska history
- Played in three games total, becoming the 15th true freshman offensive lineman to play in a game in Nebraska history

SEASON HIGHLIGHTS

- Has played in every game with nine starts
- Has started seven games at left tackle and two games at right tackle
- Played extensively at Illinois but did not earn the start after being limited in fall camp due to injury
- Started his first game of the season against Fordham at left tackle
- Helped Nebraska both pass and rush for 300 yards against Fordham, marking only the third game in program history the Huskers have totaled 300 yards rushing and passing
- Helped the Huskers total 427 rushing yards and 657 total yards against Northwestern in his first career start at right tackle
- Also started at right tackle against Michigan, before moving back to his starting spot at left tackle at Minnesota and has stayed at LT

CAREER STATS

- **Games:** 13 (3 in 2020; 10 in 2021)
- **Starts:** 10 (1 in 2020; 9 in 2021)



ZAVIER BETTS #15

6-2 | 200 | FR. | WR
OMAHA, NEB.

SEASON HIGHLIGHTS

- Has played in every game with four starts
- Did not have a catch at Illinois, but returned his first career kickoff for 17 yards
- Made a 30-yard reception vs. Fordham and had two kickoff returns for 35 yards
- Had two receptions for 21 yards vs. Buffalo
- Made his first start of the season and had three catches and tied his then-career high with 61 receiving yards at No. 3 Oklahoma
- Had a career-long 55-yard catch vs. the Sooners
- Had a career-high 62 receiving yards at No. 20 Michigan State and tied his career high with five receptions, despite leaving the game early with an injury
- Had an 83-yard touchdown run on his first career carry against Northwestern, the longest run by a Husker since 2012 (Taylor Martinez, 92 yards)
- The 83-yard run was the ninth-longest run in the FBS through the season's first six weeks
- Caught two passes for 35 yards at Minnesota and had one rush for 27 yards
- Hauled in a 30-yard pass against Purdue
- Had two catches for 15 yards vs. No. 6 Ohio State

GAME-BY-GAME

OPPONENT	REC.	YDS	TD	LONG
at Illinois	0	0	0	-
Fordham	1	30	0	30
Buffalo	2	21	0	17
at Oklahoma	3	61	0	55
at Michigan St.	5	62	0	18
Northwestern	2	13	0	7
Michigan	0	0	0	-
at Minnesota	2	35	0	27
Purdue	1	30	0	30
Ohio St.	2	15	0	10
at Wisconsin				
Iowa				

CAREER RECEIVING STATS

YEAR	G/S	REC.	YDS	Y/R	Y/G	TD
2020	6/1	12	131	10.9	21.8	1
2021	10/4	18	267	14.8	26.7	0
TOTAL	16/5	30	398	13.3	24.9	1

KICKOFF RETURNS: 3 att., 52 yds, 0 TDs

RUSHING: 3 att., 109 yards, 1 TD

CAREER HIGHS

Receptions	5 twice
Receiving Yards	62 at Michigan St.
Receiving Touchdowns	1 vs. Penn St. (2020)
Long Reception	55 at Oklahoma (2021)
Long Rush	83 vs. Northwestern [TD] (2021)



CHANCELLOR BREWINGTON #82

6-3 | 185 | JR. | TE/WR
CHANDLER, ARIZ.

PERSONAL NOTES

- Earned his degree from Northern Arizona

CAREER NOTES

- Grad transfer from Northern Arizona (2017-20)
- Played in 21 games with 19 starts for the FCS Lumberjacks
- Caught 54 career passes for 642 yards & 3 TDs

SEASON HIGHLIGHTS

- Has played in nine games this season
- Made his Husker debut against Fordham on Sept. 4, his first game since Nov. 17, 2018
- Caught two passes for eight yards against the Rams, including a two-yard touchdown catch
- Had a 12-yard reception vs. Buffalo

GAME-BY-GAME

OPPONENT	REC.	YDS	TD	LONG
at Illinois		-DNP-		
Fordham	2	8	1	6
Buffalo	1	12	0	12
at Oklahoma	0	0	0	-
at Michigan St.	0	0	0	-
Northwestern	0	0	0	-
Michigan	0	0	0	-
at Minnesota	0	0	0	-
Purdue	0	0	0	-
Ohio St.	0	0	0	-
at Wisconsin				
Iowa				

CAREER RECEIVING STATS

YEAR	G/S	REC.	YDS	Y/R	Y/G	TD
2017*	11/9	31	396	12.8	36.0	2
2018*	10/10	23	246	10.7	24.6	1
2019*						
2020*						
2021	9/0	3	20	6.7	2.2	1
TOTAL	30/19	57	662	11.6	22.1	4

*at FCS Northern Arizona

RUSHING: 1 att., -1 yd, 0 TDs

PASSING: 1-for-3, 23 yards, 1 TD, 0 INT

CAREER HIGHS

Receptions	8 vs. Sacramento St. (2017)*
Receiving Yards	119 vs. Sacramento St. (2017)*
Receiving Touchdowns	1 four times
Long Reception	45 vs. Illinois St. (2017)*
Touchdown Pass	1 vs. Illinois St. (2017)*

*at FCS Northern Arizona



BRAXTON CLARK #11

6-4 | 200 | SO. | CB
ORLANDO, FLA.

SEASON HIGHLIGHTS

- Has played in every game this season
- Made his first two tackles of the year in the win over Buffalo
- Made one tackle and had his first career pass breakup at No. 3 Oklahoma
- Had one tackle against Northwestern
- Added a pass breakup in the end zone against Purdue
- Made one solo tackle against No. 6 Ohio State

GAME-BY-GAME

OPPONENT	UT-AT-TT	TFL-YD	PBU	INT
at Illinois	0-0-0	0.0-0	0	0
Fordham	0-0-0	0.0-0	0	0
Buffalo	1-1-2	0.0-0	0	0
at Oklahoma	1-0-1	0.0-0	1	0
at Michigan St..	0-0-0	0.0-0	0	0
Northwestern	1-0-1	0.0-0	0	0
Michigan	0-0-0	0.0-0	0	0
at Minnesota	0-0-0	0.0-0	0	0
Purdue	0-0-0	0.0-0	1	0
Ohio St.	1-0-1	0.0-0	0	0
at Wisconsin				
Iowa				

CAREER TACKLE STATS

YEAR	G/S	UT	AT	TT	TFL-YD	SCK-YD
2018*	4/0	1	0	1	0-0	0.0-0
2019	12/1	9	2	11	1-2	0.0-0
2020		DNP (injured)				
2021	10/0	4	1	5	0.0-0	0.0-0
TOTAL	26/1	14	3	17	1.0-2	0.0-0

*redshirt season

CAREER MISCELLANEOUS STATS

YEAR	FF	FR	PBU	INT	QBH	BLK
2018*	0	0	0	0	0	0
2019	0	1	0	1	0	0
2020		DNP (injured)				
2021	0	0	2	0	0	0
TOTAL	0	1	2	1	0	0

*redshirt season

CAREER HIGHS

Tackles	3 twice
TFLs	none
Sacks	none
Breakups	1 twice
Interceptions	1 vs. Northern Illinois (2019)



CHASE CONTRERAZ #36

6-1 | 180 | SO. | PK
MISSOURI VALLEY, IOWA

CAREER NOTES

- Transferred to Nebraska after spending one season at Iowa Western Community College in 2019
- Was a second-team junior college All-American at Iowa Western, connecting on 15-of-18 field goals with a long of 47 yards

SEASON HIGHLIGHTS

- Has started the last two games at place-kicker
- Made his Husker debut by starting at place-kicker against Purdue
- Made both extra points and connected on a 33-yard field in his lone attempt against the Boilermakers
- Made a 39-yard field goal and was 2-of-2 on extra points against No. 6 Ohio State

GAME-BY-GAME

OPPONENT	XP-ATT	FG-ATT	LG	BK	PTS
at Illinois		-DNP-			
Fordham		-DNP-			
Buffalo		-DNP-			
at Oklahoma		-DNP-			
at Michigan St.		-DNP-			
Northwestern		-DNP-			
Michigan		-DNP-			
at Minnesota		-DNP-			
Purdue	2-2	1-1	33	0	5
Ohio St.	2-2	1-3	39	0	5
at Wisconsin					
Iowa					

CAREER KICKING STATS

YEAR	G/S	PAT	FG	PCT.	PTS	LG
2020		Did Not Play				
2021	2/2	4-4	2-4	.500	10	39
TOTAL	2/2	4-4	2-4	.500	10	39

CAREER HIGHS

Field Goal Attempts	3 vs. Ohio St. (2021)
Field Goals Made	1 twice
Long Field Goal	39 vs. Ohio St. (2021)
Points	5 twice
PATs	2 twice



CONNOR CULP #33

6-0 | 180 | SR. | PK
PHOENIX, ARIZ.

CAREER HONORS

- Lou Groza Award Watch List (2021)
- Big Ten Kicker of the Year (2020)
- First-Team All-Big Ten (2020)
- SEC Special Teams Player of the Week (2017 at LSU)

PERSONAL NOTES

- Earned his LSU degree in December of 2019

CAREER NOTES

- Graduate transfer from LSU (2016-19)
- Member of LSU's 2019 national title team
- Tigers' starting place-kicker in 2017

SEASON HIGHLIGHTS

- Started the first eight games at place-kicker and is the first Husker to have multiple 50-yard field goals in a season since Brett Maher in 2012
- Had a career-long 51-yard field goal at No. 3 Oklahoma
- Made both field goal tries at No. 20 Michigan St.
- Set a career-high with eight PATs against Northwestern
- Connected on his second 50-yard field goal of the season at Minnesota

GAME-BY-GAME

OPPONENT	XP-ATT	FG-ATT	LG	BK	PTS
at Illinois	1-3	1-1	27	0	4
Fordham	7-7	1-1	39	0	10
Buffalo	4-4	0-3	-	0	4
at Oklahoma	1-1	1-3	51	0	4
at Michigan St.	2-2	2-2	28	0	8
Northwestern	8-8	0-0	-	0	8
Michigan	3-3	0-0	-	0	3
at Minnesota	2-3	1-2	50	0	5
Purdue	0-0	0-0	-	0	0
Ohio St.		-DNP-			
at Wisconsin					
Iowa					

CAREER KICKING STATS

YEAR	G/S	PAT	FG	PCT.	PTS	LG
2016*		Redshirt				
2017*	10/10	20-23	11-16	68.8	53	47
2018*	0/0	0-0	0-0	0.0	0	-
2019*	0/0	0-0	0-0	0.0	0	-
2020	8/8	20-20	13-15	86.7	59	49
2021	9/8	28-31	6-12	50.0	46	51
TOTAL	27/26	68-74	30-43	69.8	158	51

*at LSU

KICKOFFS: 51 att., 15 touchbacks

CAREER HIGHS

Field Goal Attempts	4 vs. Ole Miss (2017)*
Field Goals Made	4 vs. Ole Miss (2017)*
Long Field Goal	51 at Oklahoma (2021)
Points	16 vs. Ole Miss (2017)*
PATs	8 vs. Northwestern (2021)

*at LSU



DAMION DANIELS #93

6-3 | 325 | JR. | DL
DALLAS, TEXAS

CAREER HONORS

- Team Captain (2021)
- Senior Bowl Watch List (2021)
- 2-Time Nebraska Scholar-Athlete Honor Roll
- 3-Time Brook Berringer Citizenship Team
- 3-Time Tom Osborne Citizenship Team

PERSONAL NOTES

- Graduated with his degree in communication studies in May of 2020
- Brother Darrion was a Husker team captain (2019) and is with the San Francisco 49ers (DL)
- Both Daniels brothers served as team captains for Nebraska, 1 of 9 sets of brothers who were both team captains in program history

SEASON HIGHLIGHTS

- Has started every game this season and totaled a career-high 31 tackles
- Made a career-high six tackles at Illinois, while breaking up the first pass of his career
- Had two tackles with 1.0 TFL vs. Buffalo
- Made two tackles at No. 3 Oklahoma
- Had four stops and a pass breakup at No. 20 Michigan St.
- Made two tackles vs. Northwestern
- Had four tackles against No. 9 Michigan
- Made three tackles at Minnesota
- Added three more tackles against Purdue
- Made four tackles against No. 6 Ohio State

GAME-BY-GAME

OPPONENT	UT-AT-TT	TFL-YD	SACK-YD
at Illinois	3-3-6	1.0-1	0.0-0
Fordham	0-1-1	0.0-0	0.0-0
Buffalo	1-1-2	1.0-2	0.0-0
at Oklahoma	0-2-2	0.0-0	0.0-0
at Michigan St.	0-4-4	0.0-0	0.0-0
Northwestern	0-2-2	0.0-0	0.0-0
Michigan	1-3-4	0.0-0	0.0-0
at Minnesota	0-3-3	0.0-0	0.0-0
Purdue	1-2-3	0.0-0	0.0-0
Ohio St.	1-3-4	0.0-0	0.0-0
at Wisconsin			
Iowa			

CAREER TACKLE STATS							
YEAR	G/S	UT	AT	TT	TFL-YD	SCK-YD	
2017		Redshirt					
2018	12/0	3	9	12	1-1	0.0-0	
2019	12/1	3	10	13	0-0	0.0-0	
2020	8/3	10	10	20	4.0-5	0.0-0	
2021	10/10	7	24	31	2.0-3	0.0-0	
TOTAL	42/14	23	53	76	7.0-9	0.0-0	

CAREER MISCELLANEOUS STATS							
YEAR	FF	FR	PBU	INT	QBH	BLK	
2017		Redshirt					
2018	0	1	0	0	0	0	0
2019	0	0	0	0	0	0	0
2020	0	0	0	0	0	0	0
2021	0	0	2	0	0	0	0
TOTAL	0	1	2	0	0	0	0

CAREER HIGHS	
Tackles	6 at Illinois (2021)
TFLs	1.0 seven times
Sacks	none
Breakups	1 twice



MARQUEL DISMUKE #9

6-2 | 210 | SR. | S
COMPTON, CALIF.

CAREER HONORS

- Senior Bowl Watch List (2021)
- Honorable-Mention All-Big Ten (2020)
- Nebraska Scholar-Athlete Honor Roll (Fall 2006)

PERSONAL NOTES

- Earned his degree in criminology and criminal justice in August of 2020

CAREER NOTES

- Has started 30 consecutive games at safety, the longest streak of any current Husker

SEASON HIGHLIGHTS

- Has started every game at safety for the third straight season
- Totaled six tackles at Illinois
- Blocked a field goal against Fordham, Nebraska's first blocked field goal since 2014
- Had four tackles at No. 3 Oklahoma
- Intercepted his first career pass and had two tackles at No. 20 Michigan State
- Made three stops vs. Northwestern
- Had five tackles at Minnesota
- Made a season-high eight tackles against Purdue
- Totaled five tackles against No. 6 Ohio State

DISMUKE GAME-BY-GAME

OPPONENT	UT-AT-TT	TFL-YD	PBU	INT
at Illinois	1-5-6	0.0-0	0	0
Fordham	1-0-1	0.0-0	0	0
Buffalo	0-2-2	0.0-0	0	0
at Oklahoma	2-2-4	0.0-0	0	0
at Michigan St.	1-1-2	0.0-0	0	1
Northwestern	2-1-3	0.0-0	0	0
Michigan	0-1-1	0.0-0	0	0
at Minnesota	4-1-5	0.0-0	0	0
Purdue	3-5-8	0.0-0	0	0
Ohio St.	2-3-5	0.0-0	0	0
at Wisconsin				
Iowa				

DISMUKE CAREER TACKLE STATS

YEAR	G/S	UT	AT	TT	TFL-YD	SCK-YD
2016		Redshirt				
2017	12/1	20	14	34	0-0	0.0-0
2018	8/0	8	2	10	0-0	0.0-0
2019	12/12	42	25	67	2-5	0.0-0
2020	8/8	29	18	47	4.0-7	0.0-0
2021	10/10	16	20	36	0.0-0	0.0-0
TOTAL	50/31	115	79	194	6.0-12	0.0-0

CAREER MISCELLANEOUS STATS

YEAR	FF	FR	PBU	INT	QBH	BLK
2016	Redshirt					
2017	0	1	0	0	0	0
2018	0	0	0	0	0	1
2019	0	1	4	0	1	0
2020	0	0	4	0	0	0
2021	0	0	0	1	0	1
TOTAL	0	2	8	1	1	2

CAREER HIGHS

Tackles	15 vs. Penn St. (2020)
TFLs	2.0 at Iowa (2020)
Sacks	none
Breakups	3 at Illinois (2019)
Interceptions	1 at Michigan St. (2021)
Blocked Punt	1 vs. Illinois [safety] (2018)
Blocked Field Goal	1 vs. Fordham (2021)



JOJO
DOMANN #13

6-1 | 230 | SR. | OLB
COLORADO SPRINGS, COLO.

CAREER HONORS

- Lott IMPACT Trophy Quarterfinalist (2021)
- B1G Co-Defensive Player of the Week (10/4)
- Bronko Nagurski Trophy Watch List (2021)
- Senior Bowl Watch List (2021)
- Honorable-Mention All-Big Ten (2020)
- Academic All-Big Ten (2017)
- 4-Time Nebraska Scholar-Athlete Honor Roll
- 4-Time Brook Berringer Citizenship Team
- 4-Time Tom Osborne Citizenship Team

PERSONAL NOTES

- Earned his degree in May of 2020

ACTIVE FBS CAREER RANKINGS

- Forced Fumbles: 3rd (9)

SEASON HIGHLIGHTS

- Played in the season's first 10 games before undergoing season-ending surgery
- Ranked 8th in the Big Ten with 9.0 TFLs and 8th with 72 tackles at the time of his injury
- Was 1 of 3 Big Ten players to rank in the top 10 in the conference in both tackles & TFL at the time of his injury
- Led Nebraska in forced fumbles (2) and ranked 2nd on the team in tackles (72), tackles for loss (9.0), sacks (2.0) and interceptions (2) at the time of his injury
- Had five tackles - including 1.0 TFL - vs. Fordham and intercepted the first pass of his career
- Tied his then-career high with 12 tackles at No. 3 Oklahoma
- Had four tackles and 1.0 TFL at Michigan State
- Had career highs of 2.0 sacks, 3.0 TFLs and two forced fumbles vs. Northwestern en route to Big Ten co-Defensive Player of the Week
- Totaled 10 tackles against the Wildcats - including nine solo stops
- Made five tackles against No. 9 Michigan
- Tied for the team lead with eight tackles at Minnesota, including a three-yard TFL
- Had a career-high 13 tackles against Purdue, his sixth career double-figure tackle game and third this season
- Totaled nine tackles with 1.0 TFL, an interception, two pass breakups and a quarterback hurry against No. 6 Ohio State in what proved to be the final game of his Husker career

GAME-BY-GAME

OPPONENT	UT-AT-TT	TFL-YD	SACK-YD
at Illinois	1-0-1	0.0-0	0.0-0
Fordham	3-2-5	1.0-1	0.0-0
Buffalo	4-1-5	1.0-3	0.0-0
at Oklahoma	7-5-12	1.0-2	0.0-0
at Michigan St.	3-1-4	1.0-5	0.0-0
Northwestern	9-1-10	3.0-28	2.0-19
Michigan	2-3-5	0.0-0	0.0-0
at Minnesota	4-4-8	1.0-3	0.0-0
Purdue	6-7-13	0.0-0	0.0-0
Ohio St.	6-3-9	1.0-2	0.0-0
at Wisconsin			
Iowa			

CAREER TACKLE STATS

YEAR	G/S	UT	AT	TT	TFL-YD	SCK-YD
2016	13/0	5	3	8	0-0	0.0-0
2017	Redshirt					
2018	8/2	10	9	19	1-7	1.0-7
2019	12/7	38	14	52	11-40	2.5-21
2020	8/8	35	23	58	6.5-14	0.0-0
2021	10/8	45	27	72	9.0-44	2.0-19
TOTAL	51/25	133	76	209	27.5-102	5.5-47

CAREER MISCELLANEOUS STATS

YEAR	FF	FR	PBU	INT	QBH	BLK
2016	1	0	0	0	0	0
2017	Redshirt					
2018	2	1	2	0	0	0
2019	2	0	6	0	1	0
2020	2	1	5	0	1	0
2021	2	0	3	2	2	0
TOTAL	9	2	16	2	4	0

CAREER HIGHS

Tackles	13 vs. Purdue (2021)
TFLs	3.0 vs. Northwestern (2021)
Sacks	2.0 vs. Northwestern (2021)
Breakups	2 three times
Interceptions	1 twice



LEVI FALCK #88

6-2 | 200 | SR. | WR
CIRCLE PINES, MINN.

CAREER HONORS

- 2-Time Nebraska Scholar-Athlete Honor Roll

PERSONAL NOTES

- Earned his degree in kinesiology and sport science from South Dakota in May of 2020

CAREER NOTES

- Went to South Dakota as a baseball recruit, but walked on to the football team following a baseball coaching change
- Tied the South Dakota single-game record with 11 catches at Kansas State on Sept. 1, 2018

SEASON HIGHLIGHTS

- Has played in every game with three starts
- Started and had an eight-yard grab vs. Fordham
- Made a 20-yard catch at No. 3 Oklahoma
- Had a 22-yard reception at No. 20 Michigan State, his longest catch as a Husker, and took an option pitch for a gain of 12 yards
- Made three grabs for 38 yards vs. Northwestern
- Caught three passes for 31 yards against No. 9 Michigan - including a 13-yard touchdown - and had a six-yard carry on an option play
- Surpassed 1,000 career receiving yards vs. Michigan
- Started and had four catches for 36 yards in his return to his home state at Minnesota
- Had a career-long 43-yard reception against Purdue
- Started against No. 6 Ohio State and was targeted three times but did not have a catch

GAME-BY-GAME

OPPONENT	REC.	YDS	TD	LONG
at Illinois	0	0	0	-
Fordham	1	8	0	8
Buffalo	0	0	0	-
at Oklahoma	1	20	0	20
at Michigan St.	1	22	0	22
Northwestern	3	38	0	18
Michigan	3	31	1	17
at Minnesota	4	36	0	16
Purdue	1	43	0	43
Ohio St.	0	0	0	-
at Wisconsin				
Iowa				

CAREER RECEIVING STATS

YEAR	G/S	REC.	YDS	Y/R	Y/G	TD
2016*						
			Redshirt			
2017*	7/3	16	197	12.3	28.1	0
2018*	11/9	45	492	10.9	44.7	2
2019*	6/3	9	85	9.4	14.2	0
2020	8/4	13	122	9.4	15.3	1
2021	10/3	14	198	14.1	19.8	1
TOTAL	42/22	97	1,094	11.3	26.0	4

*at FCS South Dakota

RUSHING: 2 att., 15 yards, 0 TDs

CAREER HIGHS

Receptions	11 at Kansas St. (2019)*^
Receiving Yards	140 at Kansas St. (2019)*
Receiving Touchdowns	1 four times
Long Reception	43 vs. Purdue (2021)
Blocked Punt	1 at Purdue (2020)

*at South Dakota

^tied the South Dakota school record



MYLES FARMER #4

6-3 | 200 | R-FR. | S
ATLANTA, GA.

CAREER HONORS

- Brook Berringer Citizenship Team (2020)
- Tom Osborne Citizenship Team (2020)

SEASON HIGHLIGHTS

- Has played in every game this season with two starts and totaled a career-high 24 tackles
- Made two tackles at Illinois and recovered the first fumble of his career, his third career takeaway
- Had three tackles against Buffalo
- Had one tackle at No. 20 Michigan State
- Made one tackle against No. 9 Michigan
- Played extensively at Minnesota after Deontai Williams went down with an injury
- Recorded three tackles with a half tackle for loss for his first career TFL
- Had six tackles against Purdue in his first start of the season
- Set a career high with seven tackles against No. 6 Ohio State while intercepting the third pass of his career

GAME-BY-GAME

OPPONENT	UT-AT-TT	TFL-YD	PBU	INT
at Illinois	2-0-2	0.0-0	0	0
Fordham	1-0-1	0.0-0	0	0
Buffalo	2-1-3	0.0-0	0	0
at Oklahoma	0-0-0	0.0-0	0	0
at Michigan St.	0-1-1	0.0-0	0	0
Northwestern	0-0-0	0.0-0	0	0
Michigan	0-1-1	0.0-0	0	0
at Minnesota	0-3-3	0.5-1	0	0
Purdue	3-3-6	0.0-0	0	0
Ohio St.	5-2-7	0.0-0	0	1
at Wisconsin				
Iowa				

CAREER TACKLE STATS

YEAR	G/S	UT	AT	TT	TFL-YD	SCK-YD
2019*	4/0	1	0	1	0-0	0.0-0
2020	5/1	6	2	8	0.0-0	0.0-0
2021	10/2	13	11	24	0.5-1	0.0-0
TOTAL	19/3	20	13	33	0.5-1	0.0-0

*redshirt season

CAREER MISCELLANEOUS STATS

YEAR	FF	FR	PBU	INT	QBH	BLK
2019*	0	0	0	0	0	0
2020	1	0	0	2	0	0
2021	0	1	0	1	0	0
TOTAL	1	1	0	1	0	0

*redshirt season

CAREER HIGHS

Tackles	7 vs. Ohio St. (2021)
TFLs	0.5 at Minnesota (2021)
Sacks	none
Breakups	none
Interceptions	2 at Northwestern (2020)



BRENDAN FRANKE #92

6-3 | 215 | FR. | PK
GRETNA, NEB.

CAREER NOTES

- Joined Nebraska in the summer of 2021 after playing for Morningside College in Sioux City, Iowa during the 2020-21 season

SEASON HIGHLIGHTS

- Has been Nebraska's kickoff specialist, recording 32 touchbacks on 52 kickoffs
- Totaled four touchbacks in six attempts at Illinois and allowed one return for just nine yards
- Booted all five of his kickoffs for touchbacks against Fordham
- Had three touchbacks in five tries against Buffalo
- Had a pair of touchbacks at No. 3 Oklahoma
- Recorded two touchbacks in five kickoffs at No. 20 Michigan State
- Had five touchbacks on nine kickoffs against Northwestern
- Recorded two touchbacks in five tries against No. 9 Michigan
- Booted three touchbacks in five kickoffs at Minnesota
- All four of his kickoffs against Purdue went for touchbacks
- Had two touchbacks on four kickoffs against No. 6 Ohio State

GAME-BY-GAME

OPPONENT	KICKOFFS	TOUCHBACKS
at Illinois	6	4
Fordham	5	5
Buffalo	5	3
at Oklahoma	4	2
at Michigan St.	5	2
Northwestern	9	5
Michigan	5	2
at Minnesota	5	3
Purdue	4	4
Ohio St.	4	2
at Wisconsin		
Iowa		

CAREER KICKING STATS

YEAR	G/S	PAT	FG	PCT.	PTS	LG
2020*	9/0	3-4	0-0	0.0	3	-
2021	10/0	0-0	0-0	0.0	0	-
TOTAL	19/0	3-4	0-0	0.0	3	-

*at NAIA Morningside College

KICKOFFS: 111 att., 67 touchbacks

CAREER HIGHS

Field Goal Attempts	none
Field Goals Made	none
Points	3 at Briar Cliff (2020)*
PATs	3 at Briar Cliff (2020)*
Kickoffs	9 three times
Touchbacks	6 at Concordia [Neb.] (2020)*

*at NAIA Morningside College



NICK HENRICH #42

6-3 | 225 | R-FR. | ILB
OMAHA, NEB.

CAREER HONORS

- Academic All-Big Ten (2020)
- 5-Time Nebraska Scholar-Athlete Honor Roll

SEASON HIGHLIGHTS

- Has started every game and made a career-high 87 tackles, ranking 5th in the Big Ten in total tackles
- Has three games with double-figure tackles this season, all in Big Ten Conference play
- Made a game-high 11 tackles at Illinois, including a half tackle for loss
- Had four tackles vs. Fordham
- Posted eight tackles with a half tackle for loss against Buffalo with two hurries
- Posted seven tackles at No. 3 Oklahoma
- Totaled nine tackles with his first career sack at No. 20 Michigan State
- Made four solo stops against Northwestern
- Had a career-high 15 tackles vs. No. 9 Michigan, his third career double-digit tackle game
- Recorded seven tackles and a career-high 1.0 tackle for loss at Minnesota
- Totaled 14 tackles, including a two-yard TFL, against Purdue
- Finished with eight tackles against No. 6 Ohio State

GAME-BY-GAME

OPPONENT	UT-AT-TT	TFL-YD	SACK-YD
at Illinois	4-7-11	0.5-1	0.0-0
Fordham	2-2-4	0.0-0	0.0-0
Buffalo	4-4-8	0.5-1	0.0-0
at Oklahoma	1-6-7	0.0-0	0.0-0
at Michigan St.	3-6-9	0.5-3	0.5-3
Northwestern	4-0-4	0.0-0	0.0-0
Michigan	3-12-15	0.0-0	0.0-0
at Minnesota	6-1-7	1.0-1	0.0-0
Purdue	5-9-14	1.0-2	0.0-0
Ohio St.	3-5-8	0.0-0	0.0-0
at Wisconsin			
Iowa			

CAREER TACKLE STATS

YEAR	G/S	UT	AT	TT	TFL-YD	SCK-YD
2019*	1/0	0	0	0	0-0	0.0-0
2020	7/1	8	19	27	0.5-1	0.0-0
2021	10/10	35	52	87	3.5-8	0.5-3
TOTAL	18/11	43	71	114	4.0-9	0.5-3

*redshirt season

CAREER MISCELLANEOUS STATS

YEAR	FF	FR	PBU	INT	QBH	BLK
2019*	0	0	0	0	0	0
2020	0	0	0	0	2	0
2021	0	0	0	0	3	0
TOTAL	0	0	0	0	5	0

*redshirt season

CAREER HIGHS

Tackles	15 vs. Michigan (2021)
TFLs	1.0 twice
Sacks	0.5 at Michigan St.
Breakups	none



CHRIS HICKMAN #87

6-5 | 215 | R-FR. | TE
OMAHA, NEB.

CAREER HONORS

- Nebraska Scholar-Athlete Honor Roll (Spring 2020)

CAREER NOTES

- Has played both wide receiver and tight end in his Husker career

SEASON HIGHLIGHTS

- Has played in five games and set career highs in receptions (3) and receiving yards (90)
- Was targeted three times but did not have a catch at Illinois
- Caught three passes for 90 yards vs. Buffalo, setting career highs in both categories and posting the longest catch of his career (54 yds)

GAME-BY-GAME

OPPONENT	REC.	YDS	TD	LONG
at Illinois	0	0	0	-
Fordham	0	0	0	-
Buffalo	3	90	0	54
at Oklahoma	0	0	0	-
at Michigan St.	-DNP-			
Northwestern	0	0	0	-
Michigan	-DNP-			
at Minnesota	-DNP-			
Purdue	-DNP-			
Ohio St.	-DNP-			
at Wisconsin				
Iowa				

CAREER RECEIVING STATS

YEAR	G/S	REC.	YDS	Y/R	Y/G	TD
2019*	4/0	1	0	0.0	0.0	0
2020	6/0	1	0	0.0	0.0	0
2021	5/0	3	90	30.0	18.0	0
TOTAL	15/0	5	90	18.0	6.0	0

*redshirt season

CAREER HIGHS

Receptions	3 vs. Buffalo (2021)
Receiving Yards	90 vs. Buffalo (2021)
Receiving Touchdowns	none
Long Reception	54 vs. Buffalo (2021)



DAMIAN JACKSON #38

6-2 | 270 | JR. | OLB
LAS VEGAS, NEV.

CAREER HONORS

- 2021 Armed Forces Merit Award Winner
- 2-Time Armed Forces Merit Award Finalist
- 3-Time Armed Forces Merit Award Nominee
- 3-Time Academic All-Big Ten
- 7-Time Nebraska Scholar-Athlete Honor Roll

PERSONAL NOTES

- Served as a member of the Navy SEALs before walking on at Nebraska
- Did not play football in high school

SEASON HIGHLIGHTS

- Won the Armed Forces Merit Award after he was also a finalist in 2019
- Has played in nine games this season
- Made one solo tackle at Illinois
- Added another tackle against Fordham
- Tied his career high with two tackles against Northwestern and had his first career hurry

GAME-BY-GAME

OPPONENT	UT-AT-TT	TFL-YD	SACK-YD
at Illinois	1-0-1	0.0-0	0.0-0
Fordham	0-1-1	0.0-0	0.0-0
Buffalo	0-0-0	0.0-0	0.0-0
at Oklahoma	0-0-0	0.0-0	0.0-0
at Michigan St.	0-0-0	0.0-0	0.0-0
Northwestern	1-1-2	0.0-0	0.0-0
Michigan	0-0-0	0.0-0	0.0-0
at Minnesota	0-0-0	0.0-0	0.0-0
Purdue	0-0-0	0.0-0	0.0-0
Ohio St.	-DNP (injured)-		
at Wisconsin			
Iowa			

CAREER TACKLE STATS

YEAR	G/S	UT	AT	TT	TFL-YD	SCK-YD
2017						
		-Redshirt-				
2018	1/0	0	0	0	0-0	0.0-0
2019	2/0	1	1	2	0-0	0.0-0
2020	6/0	1	4	5	0.5-1	0.0-0
2021	9/0	2	2	4	0.0-0	0.0-0
TOTAL	18/0	4	7	11	0.5-1	0.0-0

CAREER MISCELLANEOUS STATS

YEAR	FF	FR	PBU	INT	QBH	BLK
2018*	0	0	0	0	0	0
2019	0	0	0	0	0	0
2020	0	0	0	0	0	0
2021	0	0	0	0	1	0
TOTAL	0	0	0	0	1	0

CAREER HIGHS

Tackles	2 three times
TFLs	0.5 vs. Minnesota (2020)
Sacks	none
Breakups	none



CAM JURGENS #51

6-3 | 290 | SO. | OL
BEATRICE, NEB.

CAREER HONORS

- Rimington Trophy Watch List (2021)
- 2-Time Academic All-Big Ten
- 5-Time Nebraska Scholar-Athlete Honor Roll
- Brook Berringer Citizenship Team (2019)
- Tom Osborne Citizenship Team (2019)

CAREER NOTES

- Spent his true freshman season at tight end before switching to center in the spring of 2019
- In 2019, became the first freshman (true or redshirt) to start a game at center for Nebraska since freshmen regained eligibility in 1972
- 1 of 6 freshmen offensive linemen (true or redshirt) to start a season opener at Nebraska

SEASON HIGHLIGHTS

- Has started every game at center this season, stretching his streak to 16 straight starts at the position
- Helped Nebraska both pass and rush for 300 yards against Fordham, marking only the third game in program history the Huskers have totaled 300 yards rushing and passing
- Helped the Huskers total 427 rushing yards and 657 total yards against Northwestern

CAREER STATS

- **Games:** 30 (1 in 2018*; 12 in 2019; 7 in 2020; 10 in 2021)
- **Starts:** 29 (12 in 2019; 7 in 2020; 10 in 2021)

*redshirt season (at tight end)



RAHMIR JOHNSON #14

5-10 | 185 | R-FR. | RB
ORADELL, N.J.

CAREER HONORS

- 2-Time Brook Berringer Citizenship Team
- 2-Time Tom Osborne Citizenship Team

SEASON HIGHLIGHTS

- Has played in every game with seven straight starts
- Had four carries for 11 yards and a 13-yard kickoff return at Illinois
- Had five carries for 19 yards against Fordham and four carries for nine yards vs. Buffalo
- Made his first career start at No. 3 Oklahoma and had a career-high 103 all-purpose yards
- Rushed 11 times for 42 yards, had three catches for 49 yards - both career highs - and added a 12-yard kickoff return
- Started and totaled 100 all-purpose yards at No. 20 Michigan State, including 76 rushing yards on a career-high 19 carries
- Had 74 yards on 12 carries vs. Northwestern with a career-high two rushing touchdowns and a career-long 23-yard rush
- Totaled a career-high 172 all-purpose yards against No. 9 Michigan, including career highs of seven catches and 105 receiving yards, with his first career receiving touchdown (41 yards)
- Also led Nebraska with 17 carries for 67 yards
- Carried 11 times for a career-high 83 yards and two touchdowns at Minnesota with a career-long 29-yard run before leaving the game due to injury
- Had 13 carries for 52 yards against Purdue with a 12-yard touchdown catch
- Rushed for 62 yards on 16 carries against No. 6 Ohio State and added two catches for 10 yards

RUSHING GAME-BY-GAME

OPPONENT	ATT.	YDS	TD	LONG
at Illinois	4	11	0	7
Fordham	5	19	0	9
Buffalo	4	9	0	3
at Oklahoma	11	42	0	9
at Michigan St.	19	76	0	18
Northwestern	12	74	2	23
Michigan	17	67	0	24
at Minnesota	11	83	2	29
Purdue	13	52	0	10
Ohio St.	16	62	0	12
at Wisconsin				
Iowa				

RECEIVING GAME-BY-GAME

OPPONENT	REC.	YDS	TD	LONG
at Illinois	0	0	0	-
Fordham	0	0	0	-
Buffalo	0	0	0	-
at Oklahoma	3	48	0	26
at Michigan St.	2	11	0	9
Northwestern	1	5	0	5
Michigan	6	105	1	43
at Minnesota	1	6	0	6
Purdue	1	12	1	12
Ohio St.	2	10	0	6
at Wisconsin				
Iowa				

CAREER RUSHING STATS

YEAR	G/S	ATT.	NET	Y/A	Y/G	TD
2019*	4/0	21	64	3.0	16.3	1
2020	6/0	8	30	3.8	5.0	1
2021	10/7	112	495	4.4	49.5	4
TOTAL	20/7	141	589	4.2	9.5	6

*redshirt season

KICKOFF RETURNS: 6 ret., 92 yds, 0 TD

CAREER RECEIVING STATS

YEAR	G/S	REC.	YDS	Y/R	Y/G	TD
2019*	4/0	1	12	12.0	3.0	0
2020	6/0	6	33	5.5	5.5	0
2021	10/7	16	197	12.3	19.7	2
TOTAL	20/7	23	242	10.5	12.1	2

*redshirt season

CAREER HIGHS

Rushing Attempts	19 at Michigan St. (2021)
Rushing Yards	83 at Minnesota (2021)
Rushing TDs	2 twice
Long Rush	29 at Minnesota (2021)
Receptions	6 vs. Michigan (2021)
Receiving Yards	105 vs. Michigan (2021)
Receiving Touchdowns	1 twice
Long Reception	43 vs. Michigan (2021)



CHRIS KOLAREVIC #31

6-1 | 230 | JR. | ILB
TRAVERSE CITY, MICH.

CAREER HONORS

- Nebraska Scholar-Athlete Honor Roll (Spring 2020)

CAREER NOTES

- Graduate transfer from FCS Northern Iowa
- Played in 16 games with 15 starts at UNI, recording 144 tackles, 9.5 TFLs and 2.0 sacks

SEASON HIGHLIGHTS

- Made four tackles at Illinois in his Husker debut
- Had three tackles vs. Fordham and four stops against Buffalo
- Had one tackle each at No. 3 Oklahoma and at No. 20 Michigan State
- Made a season-high five tackles vs. Northwestern
- Had three tackles against No. 9 Michigan
- Made four solo stops at Minnesota
- Had one tackle vs. No. 6 Ohio State

GAME-BY-GAME

OPPONENT	UT-AT-TT	TFL-YD	SACK-YD
at Illinois	2-2-4	0.0-0	0.0-0
Fordham	2-1-3	0.0-0	0.0-0
Buffalo	1-3-4	0.0-0	0.0-0
at Oklahoma	1-0-1	0.0-0	0.0-0
at Michigan St.	0-1-1	0.0-0	0.0-0
Northwestern	2-3-5	0.0-0	0.0-0
Michigan	3-0-3	0.0-0	0.0-0
at Minnesota	4-0-4	1.0-1	0.0-0
Purdue	0-0-0	0.0-0	0.0-0
Ohio St.	0-1-1	0.0-0	0.0-0
at Wisconsin			
Iowa			

CAREER TACKLE STATS

YEAR	G/S	UT	AT	TT	TFL-YD	SCK-YD
2017						
2018*	6/6	25	40	65	3.0-4	0.0-0
2019*	10/9	33	46	79	6.5-23	2.0-17
2020*						
2021	10/0	15	11	26	1.0-1	0.0-0
TOTAL	26/15	73	97	170	10.5-28	2.0-17

*at FCS Northern Iowa

CAREER MISCELLANEOUS STATS

YEAR	FF	FR	PBU	INT	QBH	BLK
2017*						
2018*	0	0	4	1	0	0
2019*	0	1	1	1	1	0
2020*						
2021	0	0	0	0	0	0
TOTAL	0	1	5	2	1	0

*at FCS Northern Iowa

CAREER HIGHS

Tackles	19 vs. South Dakota (2019)*
TFLs	1.5 twice*
Sacks	1.0 twice*
Breakups	2 at Indiana State (2018)*
Interceptions	1 twice*

*at FCS Northern Iowa



WYATT LIEWER #85

6-4 | 195 | SO. | WR
O'NEILL, NEB.

CAREER HONORS

- Nebraska Offensive Scout Team MVP (2018)
- 2-Time Academic All-Big Ten
- 6-Time Nebraska Scholar-Athlete Honor Roll
- Brook Berringer Citizenship Team (2019)
- Tom Osborne Citizenship Team (2019)

PERSONAL NOTES

- His father, Jamie, was a three-year letterwinner for the Huskers from 1990 to 1992, and a two-year starter on the defensive line

SEASON HIGHLIGHTS

- Has played in every game and started the first four games
- Tied his career high with two catches at Illinois
- Made a five-yard reception against Northwestern
- Had a six-yard catch at Minnesota

GAME-BY-GAME

OPPONENT	REC.	YDS	TD	LONG
at Illinois	2	13	0	7
Fordham	0	0	0	-
Buffalo	0	0	0	-
at Oklahoma	0	0	0	-
at Michigan St.	0	0	0	-
Northwestern	1	5	0	5
Michigan	0	0	0	-
at Minnesota	1	6	0	6
Purdue	0	0	0	-
Ohio St.	0	0	0	-
at Wisconsin				
Iowa				

CAREER RECEIVING STATS						
YEAR	G/S	REC.	YDS	Y/R	Y/G	TD
2018						
2019	0/0	0	0	0.0	0.0	0
2020	8/0	3	22	7.3	2.8	1
2021	10/4	4	24	6.0	2.4	0
TOTAL	18/4	7	46	6.6	2.6	1

CAREER HIGHS	
Receptions	2 twice
Receiving Yards	22 vs. Minnesota (2020)
Receiving Touchdowns	1 at Purdue (2020)
Long Reception	10 at Purdue [TD] (2020)



OMAR MANNING #5

6-4 | 225 | JR. | WR
LANCASTER, TEXAS

CAREER NOTES

- Began his career at TCU, redshirting in 2017, before spending the 2018 and 2019 seasons at Kilgore College in Texas
- Nation's No. 1-ranked junior college wide receiver in the 2020 class

SEASON HIGHLIGHTS

- Has played in nine games with six starts and is 3rd on the team in catches (24) and receiving yards (331)
- Caught the first two passes of his Husker career at Illinois, totaling 26 yards
- Caught three passes for 54 yards in his first career start against Fordham, including a career-long 32-yard grab
- Had two catches for 52 yards at No. 3 Oklahoma, including a 21-yard touchdown pass for his first career touchdown
- Started and had a career-high four receptions at No. 20 Michigan State
- Made a 28-yard catch against Northwestern
- Had two catches for 20 yards vs. No. 9 Michigan
- Caught three passes for 34 yards at Minnesota
- Had four catches for a career-high 75 yards against Purdue, including a 16-yard touchdown
- Made three grabs for 26 yards vs. No. 6 Ohio State

GAME-BY-GAME

OPPONENT	REC.	YDS	TD	LONG
at Illinois	2	26	0	12
Fordham	3	54	0	32
Buffalo	-DNP (injured)-			
at Oklahoma	2	52	1	31
at Michigan St.	4	16	0	6
Northwestern	1	28	0	28
Michigan	2	20	0	24
at Minnesota	3	34	0	22
Purdue	4	75	1	27
Ohio St.	3	26	0	14
at Wisconsin				
Iowa				

CAREER RECEIVING STATS						
YEAR	G/S	REC.	YDS	Y/R	Y/G	TD
2017*						
2018						
2019						
2020	1/0	0	0	0.0	0.0	0
2021	9/6	24	331	13.8	36.7	2
TOTAL	10/6	24	331	13.8	33.1	2

*at TCU

RUSHING: 2 att., 0 yds, 0 TD

CAREER HIGHS	
Receptions	4 twice
Receiving Yards	75 vs. Purdue (2021)
Receiving Touchdowns	1 twice
Long Reception	32 vs. Fordham (2021)



OLIVER MARTIN #89

6-1 | 200 | JR. | WR
CORALVILLE, IOWA

CAREER HONORS

- Nebraska Scholar-Athlete Honor Roll (Spring 2020)

CAREER NOTES

- Has caught a touchdown pass for three different Big Ten teams (Michigan, Iowa, Nebraska)
- Began his collegiate career at Michigan (2017-18)
- Redshirted in 2017 and caught 11 passes for 125 yards and one touchdown in 13 games in 2018
- Transferred to Iowa in 2019 and was immediately eligible, totaling five catches for 28 yards
- Transferred to Nebraska in 2020 but did not receive an eligibility waiver until November

SEASON HIGHLIGHTS

- Has played in six games with three starts
- Posted his first career 100-yard receiving game at Illinois with a game-high 103 yards
- Set career highs in receptions (6) and receiving yards (103) while also recording the longest reception of his career (43 yards)
- Missed the next four games due to injury
- Returned against Northwestern and had a five-yard reception
- Caught two passes for 39 yards vs. No. 9 Michigan
- Had a 23-yard catch vs. Purdue

GAME-BY-GAME

OPPONENT	REC.	YDS	TD	LONG
at Illinois	6	103	1	43
Fordham	-DNP (injured)-			
Buffalo	-DNP (injured)-			
at Oklahoma	-DNP (injured)-			
at Michigan St.	-DNP (injured)-			
Northwestern	1	5	0	5
Michigan	2	39	0	30
at Minnesota	0	0	0	-
Purdue	1	23	0	23
Ohio St.	0	0	0	-
at Wisconsin				
Iowa				

CAREER RECEIVING STATS						
YEAR	G/S	REC.	YDS	Y/R	Y/G	TD
2017*						
2018*						
2019^	8/0	5	28	5.6	5.6	1
2020	5/4	5	63	12.6	12.6	0
2021	6/3	10	170	10.7	28.3	1
TOTAL	32/8	31	386	12.5	12.1	3


*at Michigan; ^at Iowa

RUSHING: 2 att., 16 yds, 0 TD

PUNT RETURNS: 4 ret., 26 yds, 0 TD

CAREER HIGHS	
Receptions	6 at Illinois (2021)
Receiving Yards	103 at Illinois (2021)
Receiving Touchdowns	1 three times
Long Reception	43 at Illinois (2021)

*at Michigan; ^at Iowa



ADRIAN MARTINEZ

#2

6-2 | 212 | JR. | QB
FRESNO, CALIF.

CAREER HONORS

- 3-Time Team Captain (2019, 2020, 2021)
- Maxwell Award Watch List (2019, 2020, 2021)
- Johnny Unitas Award Watch List (2020, 2021)
- Senior Bowl Watch List (2021)
- AFCA Good Works Team Nominee (2021)
- Freshman All-American (2018)
- Honorable-Mention All-Big Ten (2018)
- 3-Time Big Ten Freshman of the Week (2018)
- 2-Time Academic All-Big Ten
- 6-Time Nebraska Scholar-Athlete Honor Roll
- 3-Time Brook Berringer Citizenship Team
- 3-Time Tom Osborne Citizenship Team

NEBRASKA RECORDS

- Career Completions (647)
- Career 400-Yard Total Offense Games (5)
- Career 300-Yard Total Offense Games (18)
- Career 250-Yard Passing Games (15)
- Season Completion Percentage (71.5 in 2020)
- Season Total Offense Per Game (295.1 in 2018)
- Season 400-Yard Total Offense Games (3 in 2018)
- Season 300-Yard Total Offense Games (7 in 2018)
- Game Completion Pct. (90.0 at Iowa in 2020)

PERSONAL NOTES

- Graduated in May (business administration) completing his degree in 3 1/2 years

ACTIVE FBS CAREER RANKINGS (TOP 10)

- Quarterback Rushing Yards: 2nd (2,278)
- Rushing Touchdowns: 5th (34)
- 1 of 3 active QBs with 8,000 career passing yards & 2,000 career rushing yards

CAREER NOTES

- Only three-time captain in Nebraska history
- Only Husker with four 1,000-yard passing seasons
- Is the only true freshman quarterback to start a season opener in Nebraska history
- 1 of 3 true freshmen quarterbacks to start for NU
- 1 of 4 Big Ten players and 24 FBS players with 8,000 career passing yards & 2,000 rushing yards
- 1 of 3 Huskers to lead the team in rushing and passing in the same season (2020)
- 1 of 8 Husker quarterbacks to have 10 rushing & 10 passing touchdowns in the same season
- Ranks 7th in Big Ten history in career rushing yards by a quarterback (2,278)
- Owns the top two single-game completion percentage marks in program history (2018 vs. Minnesota and 2020 at Iowa)
- 71.5 percent completion rate in 2020 ranked 4th nationally and was the 4th-highest mark ever in a Big Ten Conference season
- In 2018, posted the highest total offense average (295.1 ypg) ever by a true freshman quarterback at a Power Five school
- 1 of 6 freshmen in FBS history to average 200 passing yards & 50 rushing yards per game (1 of 2 true freshmen to hit both marks)

SEASON HIGHLIGHTS

- Leads the nation in 70-yard runs (2) and ranks 2nd in 60-yard runs (2)

- Ranks 6th nationally in 30-yard passes (23), 9th in 40-yard passes (12) and 10th in 60-yard passes (4) and 70-yard passes (2)
- Ranks 18th nationally with a career-high 12 rushing touchdowns (3rd among quarterbacks)
- Ranks 21st nationally with 2,512 passing yards
- Ranks 17th nationally with an average of 301.4 yards of offense per game
- Ranks 8th nationally in yards per completion (15.1) and yards per attempt (9.3)
- Totaled 343 yards of offense at Illinois, including 232 passing yards and 111 rushing yards
- Had 287 yards of offense with three touchdowns in only three quarters against Fordham
- Totaled 354 yards of offense against Buffalo with his sixth career 100-yard rushing game (112)
- Accounted for 323 yards of offense and two touchdowns at No. 3 Oklahoma, posting his 16th game with both a rushing & passing TD
- Totaled 316 yards of offense at No. 20 Michigan State with a pair of rushing touchdowns
- Had 202 passing yards and 50 rushing yards with four touchdowns in just 2 1/2 quarters vs. Northwestern
- Totaled 329 yards of offense vs. No. 9 Michigan and tied his career highs with three passing touchdowns and four total touchdowns
- Had 241 yards of offense at Minnesota
- Threw for 269 yards and two TDs vs. Purdue, completing 14 passes to become Nebraska's all-time leader in completions
- Had 299 yards of offense vs. No. 6 Ohio State
- Posted his 20th career game with both a passing and rushing touchdown against the Buckeyes

CAREER PASSING STATS

YEAR	G/S	CMP-ATT	PCT	YDS	TD	INT
2018	11/11	224-347	64.6	2,617	17	8
2019	10/10	149-251	59.4	1,956	10	9
2020	7/6	108-151	71.5	1,055	4	3
2021	10/10	166-271	61.3	2,512	13	8
TOTAL	38/37	647-1,020	63.4	8,140	44	28

Total Offense: 1,519 att., 10,418 yds, 78 TDs

CAREER RUSHING STATS

YEAR	G/S	ATT.	NET	Y/A	Y/G	TD
2018	11/11	140	629	4.5	57.2	8
2019	10/10	144	626	4.3	62.6	7
2020	7/6	91	521	5.7	74.4	7
2021	10/10	124	502	4.0	50.2	12
TOTAL	38/37	499	2,278	4.6	59.9	34

CAREER PASSING HIGHS

Attempts	42 twice
Completions	26 at Iowa (2018)
Yards	384 at Wisconsin (2018)
Touchdowns	3 three times
Long Pass	75 twice (both TDs)

CAREER RUSHING HIGHS

Attempts	23 at Rutgers (2020)
Yards	157 at Rutgers (2020)
Touchdowns	3 vs. Northwestern (2021)
Long Rush	75 at Illinois (2021)

CAREER TOTAL OFFENSE HIGHS

Attempts	60 vs. Purdue (2018)
Yards	446 at Illinois (2019)
Total Touchdowns	4 four times

NEBRASKA CAREER RECORD WATCH

PASSING YARDS

RK.	PLAYER, YEARS	YDS
1.	Tommy Armstrong Jr., 2013-17	8,871
2.	Adrian Martinez, 2018-pres.	8,140
3.	Taylor Martinez, 2010-13	7,258

COMPLETIONS

RK.	PLAYER, YEARS	COMP.
1.	Adrian Martinez, 2018-present	647
2.	Tommy Armstrong Jr., 2013-16	625
3.	Taylor Martinez, 2010-13	575

COMPLETION PERCENTAGE

RK.	PLAYER, YEARS	PCT.
1.	Joe Ganz, 2006-08	65.1
2.	Adrian Martinez, 2018-present	63.4
3.	Sam Keller, 2007	63.1

TOTAL OFFENSE

RK.	PLAYER, YEARS	YDS
1.	Tommy Armstrong Jr., 2013-16	10,690
2.	Adrian Martinez, 2018-pres.	10,418
3.	Taylor Martinez, 2010-13	10,233

TOTAL OFFENSIVE YARDS PER GAME

RK.	PLAYER, YEARS	YPG
1.	Adrian Martinez, 2018-pres.	274.2
2.	Tanner Lee, 2017	253.8
3.	Tommy Armstrong Jr., 2013-16	237.6

RUSHING TOUCHDOWNS

RK.	PLAYER, POS., YEARS	TDs
1.	Eric Crouch, QB, 1998-2001	59
2.	Mike Rozier, IB, 1981-83	49
3.	Ahman Green, IB, 1995-97	42
4.	Calvin Jones, IB, 1991-93	40
5.	Ameer Abdullah, IB, 2011-14	39
6.	Adrian Martinez, QB, 2018-pres.	34

QUARTERBACK RUSHING YARDS

RK.	PLAYER, YEARS	YDS
1.	Eric Crouch, 1998-2001	3,434
2.	Taylor Martinez, 2010-13	2,975
3.	Jammal Lord, 2000-03	2,573
4.	Adrian Martinez, 2018-present	2,278

250-YARD PASSING GAMES

RK.	PLAYER, YEARS	GMS
1.	Adrian Martinez, 2018-present	15
2.	Tommy Armstrong Jr., 2013-16	14
3.	Joe Ganz, 2006-08	11

300-YARD PASSING GAMES

RK.	PLAYER, YEARS	GMS
1.	Joe Ganz, 2006-08	8
2.	Tommy Armstrong Jr., 2013-16	6
3.	Taylor Martinez, 2010-13	4
t-4.	Adrian Martinez, 2018-present	3

300-YARD TOTAL OFFENSE GAMES

RK.	PLAYER, YEARS	GMS
1.	Adrian Martinez, 2018-present	18
2.	Tommy Armstrong Jr., 2013-16	13

400-YARD TOTAL OFFENSE GAMES

RK.	PLAYER, YEARS	GMS
1.	Adrian Martinez, 2018-present	5
2.	Joe Ganz, 2006-08	3

ADRIAN MARTINEZ CAREER GAME-BY-GAME STATISTICS

PASSING

2021				
OPPONENT	COMP-ATT	YDS	TD	INT
at Illinois	16-32	232	1	0
Fordham	17-23	254	1	0
Buffalo	13-19	242	2	0
at Oklahoma	19-25	289	1	1
at Michigan St.	24-34	244	0	1
Northwestern	11-17	202	1	0
Michigan	18-28	291	3	1
at Minnesota	18-33	241	1	0
Purdue	14-29	269	2	4
Ohio St.	16-31	248	1	1
at Wisconsin				
Iowa				

2020 (JUNIOR)

OPPONENT	COMP-ATT	YDS	TD	INT
at Ohio St.	12-15	105	0	0
at Northwestern	12-27	125	0	1
Penn St.	-DNP-			
Illinois	3-4	43	1	0
at Iowa	18-20	174	0	0
at Purdue	23-30	242	1	0
Minnesota	16-27	111	1	0
at Rutgers	24-28	255	1	2

2019 (SOPHOMORE)

OPPONENT	COMP-ATT	YDS	TD	INT
South Alabama	13-22	178	0	1
at Colorado	16-26	290	2	1
Northern Illinois	16-27	257	2	0
at Illinois	22-34	328	3	0
Ohio St.	8-17	47	0	3
Northwestern	13-20	145	0	0
at Minnesota	-DNP (injured)-			
Indiana	-DNP (injured)-			
at Purdue	22-39	247	0	1
Wisconsin	13-23	220	1	1
at Maryland	16-25	194	2	1
Iowa	10-18	50	0	1

2018 (FRESHMAN)

OPPONENT	COMP-ATT	YDS	TD	INT
Colorado	15-20	187	1	1
Troy	-DNP (injured)-			
at Michigan	7-15	22	0	1
Purdue	25-42	323	2	1
at Wisconsin	24-42	384	2	0
at Northwestern	25-35	251	1	2
Minnesota	25-29	276	3	0
Bethune-Cookman	15-22	213	2	1
at Ohio St.	22-33	266	1	0
Illinois	24-34	290	3	1
Michigan St.	16-37	145	0	0
at Iowa	26-38	260	2	1

RUSHING

2021				
OPPONENT	ATT.	YDS	TD	LONG
at Illinois	17	111	1	75
Fordham	8	33	2	19
Buffalo	9	112	0	71
at Oklahoma	17	34	1	10
at Michigan St.	21	72	2	45
Northwestern	8	50	3	25
Michigan	8	38	1	20
at Minnesota	8	-17	0	4
Purdue	10	18	1	6
Ohio St.	18	51	1	21
at Wisconsin				
Iowa				

2020 (JUNIOR)

OPPONENT	ATT.	YDS	TD	LONG
at Ohio St.	13	85	1	39
at Northwestern	13	102	0	28
Penn St.	-DNP-			
Illinois	2	8	0	13
at Iowa	12	28	1	18
at Purdue	13	45	2	15
Minnesota	15	96	1	24
at Rutgers	23	157	2	41

2019 (SOPHOMORE)

OPPONENT	ATT.	YDS	TD	LONG
South Alabama	13	6	0	10
at Colorado	19	66	2	17
No. Illinois	11	44	1	11
at Illinois	18	118	0	44
Ohio St.	15	81	0	56
Northwestern	9	26	0	8
at Minnesota	-DNP (injured)-			
Indiana	-DNP (injured)-			
at Purdue	12	58	2	21
Wisconsin	16	89	1	45
at Maryland	10	94	1	30
Iowa	21	44	0	8

2018 (FRESHMAN)

OPPONENT	ATT.	YDS	TD	LONG
Colorado	15	117	2	41
Troy	-DNP (injured)-			
at Michigan	7	-12	0	15
Purdue	18	91	0	23
at Wisconsin	13	57	1	28
at Northwestern	13	37	0	13
Minnesota	15	125	1	53
Bethune-Cookman	2	-7	0	0
at Ohio St.	20	72	2	24
Illinois	13	55	1	30
Michigan St.	7	18	0	17
at Iowa	17	76	1	18

TOTAL OFFENSE

2021				
OPPONENT	ATT.	PASS	RUSH	TOT
at Illinois	49	232	111	343
Fordham	31	254	33	287
Buffalo	28	242	112	354
at Oklahoma	42	289	34	323
at Michigan St.	55	244	72	316
Northwestern	25	202	50	252
Michigan	36	291	38	329
at Minnesota	41	241	-17	224
Purdue	39	269	18	287
Ohio St.	49	248	51	299
at Wisconsin				
Iowa				

2020 (JUNIOR)


OPPONENT	ATT.	PASS	RUSH	TOT
at Ohio St.	28	105	85	190
at Northwestern	40	125	102	227
Penn St.	-DNP-			
Illinois	6	43	8	51
at Iowa	32	174	28	202
at Purdue	43	242	45	287
Minnesota	42	111	96	207
at Rutgers	51	255	157	412

2019 (SOPHOMORE)

OPPONENT	ATT.	PASS	RUSH	TOT
South Alabama	35	178	6	184
at Colorado	45	290	66	356
No. Illinois	38	257	44	301
at Illinois	52	328	118	446
Ohio St.	32	47	81	128
Northwestern	29	145	26	171
at Minnesota	-DNP (injured)-			
Indiana	-DNP (injured)-			
at Purdue	51	247	58	305
Wisconsin	39	220	89	309
at Maryland	35	194	94	288
Iowa	39	50	44	94

2018 (FRESHMAN)

OPPONENT	ATT.	PASS	RUSH	TOT
Colorado	35	187	117	304
Troy	-DNP (injured)-			
at Michigan	22	22	-12	10
Purdue	60	323	91	414
at Wisconsin	55	384	57	441
at Northwestern	48	251	37	288
Minnesota	44	276	125	401
Bethune-Cookman	24	213	-7	206
at Ohio St.	53	266	72	338
Illinois	47	290	55	345
Michigan St.	44	145	18	163
at Iowa	55	260	76	336



SEVION MORRISON #28

6-0 | 200 | FR. | RB
TULSA, OKLA.

CAREER HONORS

- Nebraska Scholar-Athlete Honor Roll (Spring 2020)

CAREER NOTES

- Broke former Oklahoma All-American Spencer Tillman's Edison High School career rushing record by more than 1,000 yards

SEASON HIGHLIGHTS

- Has played in seven games this season
- Made his Husker debut on special teams at Illinois
- Had his first career carries against Fordham, rushing nine times for 31 yards and two touchdowns
- Rushed eight times for 24 yards vs. Buffalo
- Carried three times for 15 yards at No. 20 Michigan State and a career-long 14-yard reception
- Had five carries for 26 yards and a 4-yard touchdown against Northwestern
- Gained 19 yards on four carries at Minnesota

GAME-BY-GAME

OPPONENT	ATT.	YDS	TD	LONG
at Illinois	0	0	0	-
Fordham	9	31	2	9
Buffalo	8	24	0	5
at Oklahoma	1	1	0	1
at Michigan St.	3	15	0	8
Northwestern	5	26	1	8
Michigan	-DNP-			
at Minnesota	4	19	0	5
Purdue	-DNP-			
Ohio St.	-DNP-			
at Wisconsin				
Iowa				

CAREER RUSHING STATS

YEAR	G/S	ATT.	NET	Y/A	Y/G	TD
2020		Did Not Play				
2021	7/0	30	116	3.9	19.3	3
TOTAL	7/0	30	116	3.9	19.3	3

RECEIVING: 3 rec., 13 yds, 0 TDs

CAREER HIGHS

Attempts	9 vs. Fordham (2021)
Yards	31 vs. Fordham (2021)
Touchdowns	2 vs. Fordham (2021)
Long Rush	9 vs. Fordham (2021)
Receptions	1 three times
Receiving Yards	14 at Michigan St. (2021)
Receiving Touchdowns	none
Long Reception	14 at Michigan St. (2021)



CADE MUELLER #94

6-0 | 220 | SO. | LS
GRETNA, NEB.

CAREER HONORS

- 2-Time Academic All-Big Ten
- 4-Time Nebraska Scholar-Athlete Honor Roll

SEASON HIGHLIGHTS

- Handled all of the long-snapping duties at Illinois
- Has been Nebraska's long snapper on punts each of the last nine games

CAREER STATS

- Games: 17 (8 in 2020; 10 in 2021)



CAMERON PIEPER #91

6-3 | 260 | SO. | LS
LINCOLN, NEB.

CAREER HONORS

- 2-Time Big Ten Distinguished Scholar
- 2-Time Academic All-Big Ten
- 6-Time Nebraska Scholar-Athlete Honor Roll
- 2-Time Brook Berringer Citizenship Team
- 2-Time Tom Osborne Citizenship Team

SEASON HIGHLIGHTS

- Missed the opener at Illinois but has handled the snapping duties on the field goal and PAT units each of the last nine games

CAREER STATS

- Games: 17 (8 in 2020; 9 in 2021)



GARRETT NELSON #44

6-3 | 245 | SO. | OLB
SCOTTSBLUFF, NEB.

CAREER HONORS

- Academic All-Big Ten (2020)
- 3-Time Nebraska Scholar-Athlete Honor Roll

PERSONAL NOTES

- His father Chris was a two-time All-American wrestler at Nebraska

SEASON HIGHLIGHTS

- Has started every game, stretching his streak to 18 consecutive starts
- Ranks 7th the Big Ten with 10.5 tackles for loss
- Made six tackles and set a career high with 2.5 tackles for loss at Illinois
- Had two tackles vs. Fordham but saw his streak of four consecutive games with a TFL end
- Two of his three tackles vs. Buffalo went for a loss
- Had six tackles and a hurry at No. 3 Oklahoma
- Had six tackles, 2.0 TFLs, 1.0 sack and his first career pass breakup at No. 20 Michigan State
- Had a 12-yard sack vs. Northwestern
- Made six tackles against No. 9 Michigan
- Tied for the team lead with eight tackles and added 1.0 TFL at Minnesota
- Had five tackles and a half sack against Purdue
- Had an 11-yard strip sack vs. No. 6 Ohio State

GAME-BY-GAME

OPPONENT	UT-AT-TT	TFL-YD	SACK-YD
at Illinois	3-3-6	2.5-9	0.5-3
Fordham	0-2-2	0.0-0	0.0-0
Buffalo	2-1-3	2.0-4	0.0-0
at Oklahoma	2-4-6	0.5-1	0.0-0
at Michigan St.	4-2-6	2.0-9	1.0-3
Northwestern	2-0-2	1.0-12	1.0-12
Michigan	2-4-6	0.0-0	0.0-0
at Minnesota	4-4-8	1.0-2	0.0-0
Purdue	1-4-5	0.5-3	0.5-3
Ohio St.	1-0-1	1.0-11	1.0-11
at Wisconsin			
Iowa			

CAREER TACKLE STATS


YEAR	G/S	UT	AT	TT	TFL-YD	SCK-YD
2019	11/0	4	11	15	2-5	0.0-0
2020	8/8	16	14	30	4.0-16	1.5-10
2021	10/10	21	24	45	10.5-51	4.0-32
TOTAL	29/18	41	49	90	16.5-72	5.5-42

CAREER MISCELLANEOUS STATS

YEAR	FF	FR	PBU	INT	QBH	BLK
2019	0	0	0	0	0	0
2020	0	0	0	0	1	0
2021	0	0	1	0	3	0
TOTAL	0	0	1	0	4	0

CAREER HIGHS

Tackles	9 vs. Penn St. (2020)
TFLs	2.5 at Illinois (2021)
Sacks	1.5 at Purdue (2020)
Breakups	1 at Michigan St. (2021)



QUINTON NEWSOME #6

6-1 | 185 | SO. | CB
SUWANEE, GA.

CAREER HONORS

- 2-Time Nebraska Scholar-Athlete Honor Roll
- Brook Berringer Citizenship Team (2020)
- Tom Osborne Citizenship Team (2020)

SEASON HIGHLIGHTS

- Has started every game this season and set career highs in tackles (55), TFLs (2.0), sacks (1.0) and pass breakups (2)
- Made his second career start and finished with five tackles at Illinois
- Tied for the team-high with five tackles against Fordham, including his first career tackle for loss with a four-yard sack
- Made three stops against Buffalo
- Had seven tackles at No. 3 Oklahoma with his first career pass breakup and second career TFL
- Recorded three tackles at No. 20 Michigan State
- Had five solo tackles against Northwestern
- Totaled seven tackles against No. 9 Michigan and broke up a pass
- Had five tackles at Minnesota
- Also made five tackles against Purdue
- Made a career-high 10 tackles against No. 6 Ohio State

GAME-BY-GAME

OPPONENT	UT-AT-TT	TFL-YD	PBU	INT
at Illinois	3-2-5	0.0-0	0	0
Fordham	3-2-5	1.0-4	0	0
Buffalo	1-2-3	0.0-0	0	0
at Oklahoma	6-1-7	1.0-2	1	0
at Michigan St.	2-1-3	0.0-0	0	0
Northwestern	5-0-5	0.0-0	0	0
Michigan	5-2-7	0.0-0	1	0
at Minnesota	3-2-5	0.0-0	0	0
Purdue	1-4-5	0.0-0	0	0
Ohio St.	7-3-10	0.0-0	0	0
at Wisconsin				
Iowa				

CAREER TACKLE STATS

YEAR	G/S	UT	AT	TT	TFL-YD	SCK-YD
2019	10/0	0	0	0	0-0	0.0-0
2020	8/1	9	2	11	0.0-0	0.0-0
2021	10/10	36	19	55	2.0-6	1.0-4
TOTAL	28/11	45	21	66	2.0-6	1.0-4

CAREER MISCELLANEOUS STATS

YEAR	FF	FR	PBU	INT	QBH	BLK
2019	0	0	0	0	0	0
2020	1	0	0	0	0	0
2021	0	0	2	0	0	0
TOTAL	1	0	2	0	0	0

CAREER HIGHS

Tackles	10 vs. Ohio St. (2021)
TFLs	1.0 twice
Sacks	1.0 twice
Breakups	1 at Oklahoma



NOURE NOULI #63

6-4 | 315 | SO. | OL
FRANKFURT, GA.

CAREER HONORS

- 3-Time Nebraska Scholar-Athlete Honor Roll

PERSONAL NOTES

- Originally from Frankfurt, Germany, he was an exchange student at Norris High School, 24 miles from Memorial Stadium
- In his one season at Norris High School, he lived with the Hausmann family, including Ashton Hausmann who is a freshman defensive back with the Huskers

CAREER NOTES

- Began his career at Colorado State, spending one season with the Rams in 2019
- Played in eight games with seven starts at guard as a true freshman at CSU in 2019
- Walked on to Nebraska prior to the 2020 season and was placed on scholarship this season

SEASON HIGHLIGHTS

- Has played in every game and started the last five games at left guard
- Earned his first start as a Husker against Northwestern, when Nebraska ran for 427 yards and had 657 yards of offense

CAREER STATS

- **Games:** 18 (8 in 2019*; 10 in 2021)
- **Starts:** 12 (7 in 2019*; 5 in 2021)

*at Colorado State



PHELDARIUS PAYNE #0

6-3 | 260 | JR. | OLB
SUFFOLK, VA.

SEASON HIGHLIGHTS

- Has played in every game and set career highs in tackles for loss (2.5) and sacks (2.0)
- Set career highs with 2.0 sacks and 2.0 TFLs at Illinois while finishing with five tackles, one shy of his career high
- Had one tackle each against Fordham and Buffalo
- Made one tackle at No. 20 Michigan State
- Finished with four tackles vs. Northwestern
- Recorded two tackles against No. 9 Michigan
- Made four tackles against Purdue, including a half tackle for loss
- Had one tackle against No. 6 Ohio State

GAME-BY-GAME

OPPONENT	UT-AT-TT	TFL-YD	SACK-YD
at Illinois	2-3-5	2.0-11	2.0-11
Fordham	0-1-1	0.0-0	0.0-0
Buffalo	0-1-1	0.0-0	0.0-0
at Oklahoma	0-0-0	0.0-0	0.0-0
at Michigan St.	0-1-1	0.0-0	0.0-0
Northwestern	2-2-4	0.0-0	0.0-0
Michigan	0-2-2	0.0-0	0.0-0
at Minnesota	0-0-0	0.0-0	0.0-0
Purdue	0-4-4	0.5-1	0.0-0
Ohio St.	0-1-1	0.0-0	0.0-0
at Wisconsin			
Iowa			

CAREER TACKLE STATS

YEAR	G/S	UT	AT	TT	TFL-YD	SCK-YD
2020	8/0	8	13	21	2.0-7	1.0-6
2021	10/0	4	15	19	2.5-12	2.0-11
TOTAL	18/0	12	28	40	4.5-19	3.0-17

CAREER MISCELLANEOUS STATS

YEAR	FF	FR	PBU	INT	QBH	BLK
2020	0	0	2	0	2	0
2021	0	0	0	0	0	0
TOTAL	0	0	2	0	2	0

CAREER HIGHS

Tackles	6 vs. Penn St. (2020)
TFLs	2.0 at Illinois (2021)
Sacks	2.0 at Illinois (2021)
Breakups	1 twice



WILLIAM PRZYSTUP #90

6-4 | 250 | SO. | P
OVIEDO, FLA.

CAREER NOTES

- Began his career at Michigan State, playing in four games while redshirting in 2018

SEASON HIGHLIGHTS

- Has been Nebraska's holder in every game this season and the starting punter in the last seven contests
- Was the starting punter at No. 3 Oklahoma, averaging a career-high 50.0 yards on his two punts
- Also started at punter at No. 20 Michigan State
- Unleashed a career-long 84-yard punt in his only attempt against Northwestern
- The 84-yard punt tied for the second-longest in Nebraska history and was the longest since a Sam Koch 84-yarder in 2005
- Averaged 47.5 yards on four punts vs. No. 9 Michigan, including two 50-yard punts and two punts downed inside the 20-yard line
- Averaged 48.2 yards per punt at Minnesota, including a 54-yard punt
- Had a 62-yard punt downed at the 4-yard line against Purdue
- Placed two of his eight punts against Ohio State inside the 20 with a long punt of 58 yards

PUNTING GAME-BY-GAME

OPPONENT	NO.	AVG	I20	LONG
at Illinois	0	0	0	-
Fordham	0	0	0	-
Buffalo	0	0	0	-
at Oklahoma	2	50.0	0	52
at Michigan St.	4	29.0	0	41
Northwestern	1	84.0	1	84
Michigan	4	47.5	2	55
at Minnesota	4	48.2	0	54
Purdue	4	41.5	1	62
Ohio St.	8	43.1	2	58
at Wisconsin				
Iowa				

CAREER PUNTING STATS

YEAR	NO.	AVG	LG	TB	I20	50+	BLK
2018*^	27	40.6	55	3	9	5	0
2019	0	0.0	-	0	0	0	0
2020	24	41.3	56	1	7	5	0
2021	27	44.2	84	2	6	9	0
TOTAL	78	42.1	84	6	22	19	0

*at Michigan State


^redshirt season

KICKOFFS: 34 att., 11 touchbacks

CAREER PUNTING HIGHS

Punts	8 twice
Average	50.0 at Oklahoma (2021)^
Inside 20	5 vs. Rutgers (2018)*
50-Yard Punts	2 three times
Long Punt	84 vs. Northwestern (2021)

*at Michigan State; ^minimum 2 punts



LUKE REIMER #28

6-1 | 225 | SO. | ILB
LINCOLN, NEB.

CAREER HONORS

- Big Ten Defensive Player of the Week (9/13/21)**
- Academic All-Big Ten (2020)**
- Nebraska Scholar-Athlete Honor Roll (Spring 2020)**

NEBRASKA RECORDS

- Tackles in a Big Ten Game (19)

CAREER NOTES

- Joined Nebraska as a walk-on and earned his way into the linebacker rotation in 2019 as a true freshman
- Was placed on scholarship prior to the 2020 season

SEASON HIGHLIGHTS

- Ranks 3rd in the Big Ten and 15th nationally with a career-high 96 tackles
- Has double-digit tackles in five games this year, including four times in Big Ten play (six career double-figure tackle games)
- Totaled eight tackles at Illinois with a half TFL and a forced fumble that led to a takeaway
- Had four solo stops and a hurry against Fordham
- Recorded a then-career-high 16 tackles against Buffalo, the most by a Husker since 2015
- Also recorded the first interception and first pass breakup of his career en route to being named the Big Ten Defensive Player of the Week
- Totaled seven tackles and a half TFL at Oklahoma
- Posted 11 tackles at No. 20 Michigan State with 1.5 TFLs and 0.5 sacks
- Made five tackles with a breakup vs. Northwestern
- Had 12 tackles - including a seven-yard TFL - and a pass breakup against No. 9 Michigan
- Recorded four tackles at Minnesota
- Tallied a career-high 19 tackles against Purdue, the most ever by a Husker in a Big Ten Conference game and the most by a Husker since Lavonte David in 2010
- His 19 tackles against Purdue are the second-most by an FBS player this season and are tied for the most by a Power Five Conference player
- Had 10 tackles against No. 6 Ohio State with a pass breakup

GAME-BY-GAME

OPPONENT	UT-AT-TT	TFL-YD	SACK-YD
at Illinois	3-5-8	0.5-0	0.0-0
Fordham	4-0-4	0.0-0	0.0-0
Buffalo	7-9-16	0.0-0	0.0-0
at Oklahoma	3-4-7	0.5-1	0.0-0
at Michigan St.	6-5-11	1.5-7	0.5-4
Northwestern	1-4-5	0.0-0	0.0-0
Michigan	6-6-12	1.0-7	0.0-0
at Minnesota	3-1-4	0.0-0	0.0-0
Purdue	12-7-19	0.5-2	0.5-2
Ohio St.	6-4-10	0.0-0	0.0-0
at Wisconsin			
Iowa			

CAREER TACKLE STATS

YEAR	G/S	UT	AT	TT	TFL-YD	SCK-YD
2019	10/0	7	4	11	1-4	0.0-0
2020	6/5	29	11	40	5.0-18	2.0-12
2021	10/10	51	45	96	4.0-17	0.5-4
TOTAL	26/15	87	60	147	10.0-39	2.5-16

CAREER MISCELLANEOUS STATS

YEAR	FF	FR	PBU	INT	QBH	BLK
2019	0	1	0	0	0	0
2020	1	0	0	0	0	0
2021	1	0	4	1	3	0
TOTAL	2	1	4	1	3	0

CAREER HIGHS

Tackles	19 vs. Purdue (2021)
TFLs	1.5 twice
Sacks	1.0 twice
Breakups	1 four times
Interceptions	1 vs. Buffalo (2021)



TY ROBINSON #99

6-6 | 305 | R-FR. | DL
GILBERT, ARIZ.

CAREER HONORS

- Nebraska Scholar-Athlete Honor Roll (Fall 2020)

SEASON HIGHLIGHTS

- Has played in every game with two starts
- Totaled career highs in tackles (20), TFLs (3.0) and sacks (1.0)
- Tied his career high with four tackles at Illinois
- Made two tackles against Fordham
- Had three tackles against Buffalo, including one tackle for loss
- Made three more tackles at No. 3 Oklahoma
- Totaled two tackles, including a one-yard tackle for loss, at No. 20 Michigan State
- Tied his career high with four tackles against No. 9 Michigan and recorded his first career sack, pass breakup and quarterback hurry
- His sack was only the second sack allowed by Michigan in the Wolverines' first six games
- Started and made two solo tackles at Minnesota
- Had one tackle against Purdue and Ohio State

GAME-BY-GAME

OPPONENT	UT-AT-TT	TFL-YD	SACK-YD
at Illinois	1-3-4	0.0-0	0.0-0
Fordham	0-2-2	0.0-0	0.0-0
Buffalo	2-1-3	1.0-2	0.0-0
at Oklahoma	2-1-3	0.0-0	0.0-0
at Michigan St.	1-1-2	1.0-1	0.0-0
Northwestern	0-0-0	0.0-0	0.0-0
Michigan	1-3-4	1.0-13	1.0-13
at Minnesota	2-0-2	0.0-0	0.0-0
Purdue	0-1-1	0.0-0	0.0-0
Ohio St.	1-0-1	0.0-0	0.0-0
at Wisconsin			
Iowa			

CAREER TACKLE STATS

YEAR	G/S	UT	AT	TT	TFL-YD	SCK-YD
2019	3/0	0	0	0	0-0	0.0-0
2020	8/7	5	12	17	2.0-3	0.0-0
2021	10/2	10	12	21	3.0-16	1.0-13
TOTAL	21/9	15	24	38	5.0-19	1.0-13

*redshirt season

CAREER MISCELLANEOUS STATS

YEAR	FF	FR	PBU	INT	QBH	BLK
2019	0	0	0	0	0	0
2020	0	0	0	0	2	0
2021	0	0	1	0	1	0
TOTAL	0	0	1	0	3	0

*redshirt season

CAREER HIGHS

Tackles	4 three times
TFLs	1.0 five times
Sacks	1 vs. Michigan (2021)
Breakups	1 vs. Michigan (2021)



MATT SICHTERMAN #70

6-4 | 310 | JR. | OL
CINCINNATI, OHIO

CAREER HONORS

- 3-Time Big Ten Distinguished Scholar
- 3-Time Academic All-Big Ten
- 8-Time Nebraska Scholar-Athlete Honor Roll
- 4-Time Brook Berringer Citizenship Team
- 4-Time Tom Osborne Citizenship Team

PERSONAL NOTES

- Earned his degree in software engineering in May of 2021
- One of three triplets along with his sister, Megan (swimmer at Tennessee) and brother Dan (former tight end at Iowa State)

SEASON HIGHLIGHTS

- Has started every game at right guard this year, including his first career start at Illinois
- Helped Nebraska both pass and rush for 300 yards against Fordham, marking only the third game in program history the Huskers have totaled 300 yards rushing and passing
- Helped the Huskers total 427 rushing yards and 657 total yards against Northwestern

CAREER STATS

- **Games:** 34 (4 in 2018; 12 in 2019; 8 in 2020; 10 in 2021)
- **Starts:** 10 (10 in 2021)



LOGAN SMOTHERS #8

6-2 | 195 | FR. | QB
MUSCLE SHOALS, ALA.

CAREER HONORS

- 3-Time Nebraska Scholar-Athlete Honor Roll

SEASON HIGHLIGHTS

- Has played in four games as Nebraska's No. 2 quarterback
- Saw action as Nebraska's No. 2 quarterback in wins over Fordham and Buffalo
- Completed 4-of-7 passes for 50 yards and rushed four times for 36 yards in his Husker debut against Fordham
- Completed a 54-yard pass and added a two-yard rush the next week vs. Buffalo
- Saw action for one series in the first quarter at No. 20 Michigan State after Adrian Martinez was evaluated for an injury
- Rushed three times for 11 yards and completed 1-of-2 passes for four yards
- Completed an 11-yard pass in his only attempt against Northwestern and also rushed four times for 20 yards

CAREER PASSING STATS

YEAR	G/S	CMP-ATT	PCT	YDS	TD	INT
2020						
Did Not Play						
2021	4/0	7-11	63.6	119	0	0
TOTAL	4/0	7-11	63.6	119	0	0

Total Offense: 23 att., 188 yds, 0 TDs

CAREER RUSHING STATS

YEAR	G/S	ATT.	NET	Y/A	Y/G	TD
2020						
Did Not Play						
2021	4/0	12	69	5.8	17.3	0
TOTAL	4/0	12	69	5.8	17.3	0

CAREER PASSING HIGHS

Attempts	7 vs. Fordham (2021)
Completions	4 vs. Fordham (2021)
Yards	54 vs. Buffalo (2021)
Touchdowns	none
Long Pass	54 vs. Buffalo (2021)

CAREER RUSHING HIGHS

Attempts	4 twice
Yards	36 vs. Fordham (2021)
Touchdowns	none
Long Rush	15 vs. Fordham (2021)

CAREER TOTAL OFFENSE HIGHS

Attempts	11 vs. Fordham (2021)
Yards	86 vs. Fordham (2021)
Total Touchdowns	none



MARKESE STEPP #30

6-1 | 230 | SO. | RB
INDIANAPOLIS, IND.

CAREER NOTES

- Spent his first three seasons at USC (2018-20)
- Carried 100 times for 505 yards and six touchdowns with the Trojans

SEASON HIGHLIGHTS

- Had three carries for 10 yards at Illinois and caught a career-long 30-yard pass
- Produced his first career 100-yard rushing effort with 18 carries for 101 yards vs. Fordham
- Earned his first career start against Buffalo
- Had five carries for 29 yards vs. Northwestern

GAME-BY-GAME

OPPONENT	ATT.	YDS	TD	LONG
at Illinois	3	10	1	7
Fordham	18	101	0	19
Buffalo	9	17	0	7
at Oklahoma		-DNP-		
at Michigan St.	1	2	0	2
Northwestern	5	29	0	9
Michigan		-DNP-		
at Minnesota		-DNP-		
Purdue		-DNP-		
Ohio St.	0	0	0	-
at Wisconsin				
Iowa				

CAREER RUSHING STATS

YEAR	G/S	ATT.	NET	Y/A	Y/G	TD
2018*^	4/0	7	33	4.7	8.3	0
2019*	6/0	48	307	6.4	51.2	3
2020*	5/0	45	165	3.7	33.0	3
2021	6/1	36	159	4.4	26.5	1
TOTAL	21/1	136	664	4.9	31.6	7

*USC; ^redshirt

RECEIVING: 6 rec., 64 yds, 0 TDs

CAREER HIGHS

Attempts	18 vs. Fordham (2021)
Yards	101 vs. Fordham (2021)
Touchdowns	1 seven times
Long Rush	35 at Washington (2019)*
Receptions	2 vs. Arizona St. (2020)*
Receiving Yards	30 at Illinois (2021)
Receiving Touchdowns	none
Long Reception	30 at Illinois (2021)

*USC



BEN STILLE #95

6-5 | 290 | SR. | DL
ASHLAND, NEB.

CAREER HONORS

- Senior Bowl Watch List (2021)
- Senior CLASS Award Candidate (2021)
- Campbell Trophy Semifinalist (2020 & 2021)
- 2-Time Wuerffel Trophy Watch List
- 2-Time AFCA Good Works Team Nominee
- Honorable-Mention All-Big Ten (2020)
- Big Ten Sportsmanship Award (2019)
- BTN All-Freshman Team (2017)
- Big Ten Freshman of the Week (2017 vs. Illinois)
- 2-Time Academic All-District VII
- Big Ten Distinguished Scholar (2020)
- 4-Time Academic All-Big Ten
- 8-Time Nebraska Scholar-Athlete Honor Roll
- Sam Foltz Hero 27 Leadership Award (2019)
- 5-Time Brook Berringer Citizenship Team
- 5-Time Tom Osborne Citizenship Team

PERSONAL NOTES

- Earned his bachelor's degree in nutrition and health sciences in 2019
- Earned his master's degree in nutrition and health sciences in May of 2021

CAREER NOTES

- First Husker freshman to lead NU in TFLs (10 in 2017) since the stat began being tracked in 1968
- First Husker freshman to lead NU in sacks (3.5 in 2017) since the stat became official in 1981
- 1 of 17 four-time academic all-conference honorees in program history

SEASON HIGHLIGHTS

- Has started every game this season, extending his streak to 18 consecutive starts
- Has a career-high 32 tackles this season
- Had four tackles at Illinois
- Had a two-yard tackle for loss vs. Fordham
- Finished with four tackles and a half TFL against Buffalo while adding three quarterback hurries
- Tied his career high with five tackles at No. 3 Oklahoma, including a tackle for loss
- Made two tackles at No. 20 Michigan State
- Had three stops and a pass breakup against Northwestern
- Recorded two tackles and had a pass breakup vs. No. 9 Michigan
- Made four tackles at Minnesota
- Tied his career high with five tackles against Purdue and was in on a pair of sacks, getting credited with two half sacks
- Had two tackles against No. 6 Ohio State, including a two-yard TFL

GAME-BY-GAME

OPPONENT	UT-AT-TT	TFL-YD	SACK-YD
at Illinois	2-2-4	0.0-0	0.0-0
Fordham	1-0-1	1.0-2	0.0-0
Buffalo	1-3-4	0.5-1	0.0-0
at Oklahoma	1-4-5	1.0-1	0.0-0
at Michigan St.	1-1-2	0.0-0	0.0-0
Northwestern	0-3-3	0.0-0	0.0-0
Michigan	1-1-2	0.0-0	0.0-0
at Minnesota	3-1-4	0.0-0	0.0-0
Purdue	3-2-5	1.0-5	1.0-5
Ohio St.	1-1-2	1.0-2	0.0-0
at Wisconsin			
Iowa			

CAREER TACKLE STATS

YEAR	G/S	UT	AT	TT	TFL-YD	SCK-YD
2016						
2017	9/1	12	12	24	10-38	3.5-27
2018	12/11	10	15	25	5-28	5.0-28
2019	12/2	13	18	31	8-38	3.0-20
2020	8/8	12	15	27	3.0-13	1.5-11
2021	10/10	14	18	32	4.5-11	1.0-5
TOTAL	51/32	61	78	139	30.5-128	14.0-91

CAREER MISCELLANEOUS STATS

YEAR	FF	FR	PBU	INT	QBH	BLK
2016						
2017	1	0	1	0	1	0
2018	0	0	2	0	6	0
2019	0	0	1	0	5	0
2020	0	0	0	0	3	0
2021	0	0	2	0	4	0
TOTAL	1	0	6	0	19	0

CAREER HIGHS

Tackles	5 five times
TFLs	3.0 at Illinois (2017)
Sacks	1.5 at Purdue (2020)
Breakups	2 vs. Bethune-Cookman (2018)



CALEB TANNOR

#2

6-3 | 225 | JR. | OLB
STONE RIDGE, GA.

CAREER HONORS

- Nebraska Scholar-Athlete Honor Roll (Spring 2019)
- Brook Berringer Citizenship Team (2019)
- Tom Osborne Citizenship Team (2019)

SEASON HIGHLIGHTS

- Has started every game this season
- Had a TFL and three total tackles at Illinois
- Totaled four tackles against Buffalo
- Added four more tackles at No. 3 Oklahoma
- Made four stops again at No. 20 Michigan State, including a two-yard tackle for loss
- Had two tackles - including a seven-yard sack - with a forced fumble against Northwestern
- Made one tackle and had a career-high two quarterback hurries against No. 9 Michigan
- Had two tackles at Minnesota
- Had two tackles with a four-yard TFL against Purdue
- Tied his career high with five tackles against No. 6 Ohio State and had 1.5 TFLs, including a nine-yard sack

GAME-BY-GAME

OPPONENT	UT-AT-TT	TFL-YD	SACK-YD
at Illinois	2-1-3	1.0-2	0.0-0
Fordham	1-0-1	0.0-0	0.0-0
Buffalo	2-2-4	0.0-0	0.0-0
at Oklahoma	1-3-4	0.0-0	0.0-0
at Michigan St.	2-2-4	1.0-2	0.0-0
Northwestern	1-1-2	1.0-7	1.0-7
Michigan	0-1-1	0.0-0	0.0-0
at Minnesota	0-2-2	0.0-0	0.0-0
Purdue	1-1-2	1.0-4	0.0-0
Ohio St.	2-3-5	1.5-10	1.0-9
at Wisconsin			
Iowa			

CAREER TACKLE STATS

YEAR	G/S	UT	AT	TT	TFL-YD	SCK-YD
2018	12/0	6	4	10	1-7	1.0-7
2019	12/5	9	8	17	4-15	2.5-14
2020	8/5	10	13	23	2.5-19	2.0-18
2021	10/10	12	16	28	5.5-25	2.0-16
TOTAL	42/20	37	41	78	13.0-66	7.5-55

CAREER MISCELLANEOUS STATS

YEAR	FF	FR	PBU	INT	QBH	BLK
2018	0	0	0	0	0	0
2019	0	0	1	0	0	0
2020	1	0	0	0	2	0
2021	1	0	1	0	3	0
TOTAL	2	0	2	0	5	0

CAREER HIGHS

Tackles	5 three times
TFLs	2.0 vs. Northwestern (2019)
Sacks	1.0 six times
Breakups	1 twice



CAM TAYLOR-BRITT

#5

6-0 | 197 | JR. | CB
MONTGOMERY, ALA.

CAREER HONORS

- Team Captain (2021)
- Senior Bowl Watch List (2021)
- Second-Team All-Big Ten (2020)
- Honorable-Mention All-Big Ten (2019)
- Nebraska Boyd Epley Lifter of the Year (2019)
- 3-Time Nebraska Scholar-Athlete Honor Roll
- Brook Berringer Citizenship Team (2019)
- Tom Osborne Citizenship Team (2019)

CAREER NOTES

- Ranked 3rd nationally with four forced fumbles in 2019, the most by any Husker since 1999

SEASON HIGHLIGHTS

- Made two tackles at Illinois while helping limit the Illini to 159 passing yards
- Made two more tackles as Nebraska held Fordham to 163 passing yards
- Had three tackles and a breakup vs. Buffalo
- Matched that line with three more tackles and another breakup at No. 3 Oklahoma
- Had three tackles and a breakup vs. Buffalo
- Helped the Huskers hold Spencer Rattler to the lowest quarterback rating in any of his first 14 career starts
- Had a pass breakup for the third consecutive game at No. 20 Michigan State and had two stops to surpass 100 career tackles
- Also blocked a field goal at Michigan State
- Made three tackles with a two-yard tackle for loss against Northwestern
- Filled up the stat sheet with a career-high 11 tackles and a career-high three pass breakups against No. 9 Michigan
- Recorded seven tackles at Minnesota, including a career-high-tying 2.0 TFLs and 1.0 sack
- Also intercepted a pass in the end zone against the Gophers
- Made five tackles and broke up two passes against Purdue
- Made four tackles and had a pass breakup against No. 6 Ohio State

GAME-BY-GAME

OPPONENT	UT-AT-TT	TFL-YD	PBU	INT
at Illinois	2-0-2	0.0-0	0	0
Fordham	2-0-2	0.0-0	0	0
Buffalo	2-1-3	0.0-0	1	0
at Oklahoma	2-1-3	0.0-0	1	0
at Michigan St.	2-0-2	0.0-0	1	0
Northwestern	2-1-3	1.0-2	0	0
Michigan	3-8-11	0.0-0	3	0
at Minnesota	6-1-7	2.0-16	0	1
Purdue	4-1-5	0.0-0	2	0
Ohio St.	3-1-4	0.0-0	1	0
at Wisconsin				
Iowa				

CAREER TACKLE STATS

YEAR	G/S	UT	AT	TT	TFL-YD	SCK-YD
2018	11/0	9	3	12	0-0	0.0-0
2019	11/9	29	20	49	4-20	1.5-15
2020	8/7	23	5	28	3.0-6	0.0-0
2021	10/10	28	14	32	3.0-18	1.0-12
TOTAL	40/26	89	42	131	10.0-44	2.5-27


CAREER MISCELLANEOUS STATS

YEAR	FF	FR	PBU	INT	QBH	BLK
2018	0	1	3	0	0	0
2019	4	1	3	3	0	0
2020	0	0	4	2	0	0
2021	0	0	6	1	0	0
TOTAL	4	2	16	6	0	0

PUNT RETURNS: 9 att., 81 yards, 0 TDs

CAREER HIGHS

Tackles	11 vs. Michigan (2021)
TFLs	2.0 twice
Sacks	1.0 twice
Breakups	3 vs. Michigan (2021)
Interceptions	1 six times
Interception Returns for TD	1 vs. Iowa (2019)
Blocked Field Goal	1 at Michigan St. (2021)



DEONTRE THOMAS #97

6-3 | 295 | JR. | DL
MUSTANG, OKLA.

CAREER HONORS

- 2-Time Nebraska Scholar-Athlete Honor Roll

PERSONAL NOTES

- Earned his degree in criminology and criminal justice in August of 2021

SEASON HIGHLIGHTS

- Has played in every game and set career highs in tackles (21) and sacks (1.5)
- Made three stops at Illinois, including a half sack for his first career sack
- Made three more tackles against Buffalo
- Had four tackles at No. 3 Oklahoma
- Had two tackles, including an eight-yard sack, at No. 20 Michigan State
- Made three tackles and recovered the first fumble of his career against Northwestern
- Had three tackles against No. 9 Michigan
- Also made three tackles against Purdue

GAME-BY-GAME

OPPONENT	UT-AT-TT	TFL-YD	SACK-YD
at Illinois	1-2-3	0.5-3	0.5-3
Fordham	0-0-0	0.0-0	0.0-0
Buffalo	1-2-3	0.0-0	0.0-0
at Oklahoma	3-1-4	0.0-0	0.0-0
at Michigan St.	1-1-2	1.0-8	1.0-8
Northwestern	0-3-3	0.0-0	0.0-0
Michigan	1-2-3	0.0-0	0.0-0
at Minnesota	0-0-0	0.0-0	0.0-0
Purdue	0-3-3	0.0-0	0.0-0
Ohio St.	0-0-0	0.0-0	0.0-0
at Wisconsin			
Iowa			

CAREER TACKLE STATS

YEAR	G/S	UT	AT	TT	TFL-YD	SCK-YD
2017	10/0	4	10	14	0-0	0.0-0
2018*	4/0	4	0	4	1-1	0.0-0
2019	12/0	8	11	19	2-3	0.0-0
2020	2/0	0	0	0	0.0-0	0.0-0
2021	10/0	7	14	21	1.5-11	1.5-11
TOTAL	38/0	23	35	58	4.5-15	1.5-11

*redshirt season

CAREER MISCELLANEOUS STATS

YEAR	FF	FR	PBU	INT	QBH	BLK
2017	0	0	0	0	0	0
2018*	0	0	0	0	0	0
2019	0	0	1	0	0	0
2020	0	0	0	0	0	0
2021	0	1	0	0	1	0
TOTAL	0	1	1	0	1	0

*redshirt season

CAREER HIGHS

Tackles	5 vs. Northern Illinois (2019)
TFLs	1 four times
Sacks	1.0 at Michigan St. (2021)
Breakups	1 vs. Northern Illinois (2019)



SAMORI TOURE #3

6-3 | 190 | SR. | WR
PORTLAND, ORE.

CAREER HONORS

- Senior Bowl Watch List (2021)
- FCS Third-Team All-American (2019 at Mont.)
- First-Team All-Big Ten Sky (2019 at Mont.)
- Nebraska Scholar-Athlete Honor Roll (Spring 2021)

FCS RECORDS

- Receiving Yards (Playoffs): 303 vs. SE La. (2019)

CAREER NOTES

- Grad transfer from Montana (2016-19)
- Played in 36 games with 25 starts for the Griz
- Caught 155 career passes at Montana for 2,488 yards & 20 touchdowns
- Set an FBS Playoff record with 303 receiving yards against Southeastern Louisiana
- Ranks 4th among all active FBS players with 3,056 career receiving yards (active FBS rankings include a player's stats from FCS teams)

SEASON HIGHLIGHTS

- Leads the nation in 60-yard catches (4) and is 2nd in 70-yard catches (2) and 4th in 50-yard catches (5)
- Ranks 7th nationally in yards per reception (21.8), a total which leads the Big Ten by nearly three yards
- Enters the Wisconsin game with the 2nd-highest season yards per catch average in Nebraska history among players with at least 30 receptions
- Ranks 6th in the Big Ten in receiving yards (718)
- Ranks 2nd in school history with four 100-yard receiving games in a season
- Had three catches for 37 yards and two carries for nine yards in his Husker debut at Illinois
- Had his first 100-yard receiving game at NU with eight catches for 133 yards against Fordham
- Added three carries for 35 yards with his first career rushing touchdown vs. Fordham
- Caught two passes for 136 yards vs. Buffalo - both 68-yard touchdown receptions - to post his 10th career 100-yard receiving game
- Had three catches for 27 yards at No. 3 Oklahoma
- Caught five passes for 42 yards at No. 20 Michigan State and had a four-yard carry
- Made two catches for 108 yards against Northwestern, including a 70-yard grab and a 38-yard touchdown
- Had three catches for 37 yards against No. 9 Michigan to surpass 3,000 career receiving yards
- Added a 16-yard carry against the Wolverines
- Had two catches for 47 yards against Purdue
- Had four catches for 150 yards against No. 6 Ohio State, averaging 37.5 yards per catch
- Had two receptions over 50 yards, including a 72-yard touchdown grab
- Set Nebraska career highs for receiving yards (150) and longest reception (72 yards)

GAME-BY-GAME

OPPONENT	REC.	YDS	TD	LONG
at Illinois	3	37	0	16
Fordham	8	133	0	31
Buffalo	2	136	2	68
at Oklahoma	3	27	0	11
at Michigan St.	5	42	0	11
Northwestern	2	108	1	70
Michigan	3	37	0	25
at Minnesota	1	1	0	1
Purdue	2	47	0	31
Ohio St.	4	150	1	72
at Wisconsin				
Iowa				

CAREER RECEIVING STATS

YEAR	G/S	REC.	YDS	Y/R	Y/G	TD
2016*						
			Redshirt			
2017*	11/1	31	553	17.8	50.3	5
2018*	11/10	37	440	11.9	40.0	2
2019*	14/14	87 [^]	1,495 [^]	17.2	106.8	13
2020*						
			Did Not Play			
2021	10/7	33	718	21.8	71.8	4
TOTAL	46/32	188	3,206	17.1	69.7	24

*at FCS Montana; [^]Montana record

RUSHING: 13 att., 78 yds, 1 TD

CAREER HIGHS

Receptions	12 vs. Southeastern La. (2019)*
Receiving Yds	303 vs. Southeastern La. (2019)* [^]
Receiving Touchdowns	3 three times*
Long Reception	81 at Weber St. (2017)*
Touchdown Pass	1 vs. Illinois St. (2017)*

*at FCS Montana; [^]Montana record



TRAVIS VOKOLEK

6-6 | 260 | JR. | TE
SPRINGFIELD, MO.

CAREER HONORS

- Senior Bowl Watch List (2021)
- Nebraska Offensive Scout Team MVP (2019)
- Academic All-Big Ten (2020)
- 4-Time Nebraska Scholar-Athlete Honor Roll

PERSONAL NOTES

- His father, D.J., is the assistant head football coach at Northern Iowa
- His uncle is Terry Allen, who was the head coach of Northern Iowa (1989-96), Kansas (1997-2001) and Missouri State (2006-14)

CAREER NOTES

- Spent two seasons at Rutgers (2017-18)
- Played in 19 games and caught 17 passes for 198 yards with two touchdowns at Rutgers

SEASON HIGHLIGHTS

- Missed the first three games of the season due to injury
- Started his season debut at No. 3 Oklahoma and caught a career-long 38-yard pass
- Caught an 18-yard pass and an 11-yard pass at No. 20 Michigan State
- Had a five-yard catch vs. Northwestern
- Made a two-yard reception at Minnesota
- Had a season-high three catches vs. No. 6 Ohio State, totaling 14 yards

GAME-BY-GAME

OPPONENT	REC.	YDS	TD	LONG
at Illinois	-DNP (injured)-			
Fordham	-DNP (injured)-			
Buffalo	-DNP (injured)-			
at Oklahoma	1	38	0	38
at Michigan St.	2	29	0	18
Northwestern	1	5	0	5
Michigan	0	0	0	-
at Minnesota	1	2	0	2
Purdue	0	0	0	-
Ohio St.	3	14	0	7
at Wisconsin				
Iowa				

CAREER RECEIVING STATS

YEAR	G/S	REC.	YDS	Y/R	Y/G	TD
2017*	7/2	1	14	14.0	2.0	0
2018*	12/7	16	184	11.5	15.3	2
2019	Transfer (Redshirt)					
2020	8/4	9	91	10.1	11.4	0
2021	7/2	8	88	11.0	12.6	0
TOTAL	34/15	34	377	11.1	11.1	2

*at Rutgers

CAREER HIGHS

- Receptions** 5 vs. Illinois (2018)*
- Receiving Yards** 69 at Michigan St. (2018)*
- Receiving Touchdowns** 1 twice (both in 2018)*
- Long Reception** 38 at Oklahoma (2021)

*at Rutgers



DEONTAI WILLIAMS

#8

6-1 | 205 | SR. | S
JACKSONVILLE, FLA.

CAREER HONORS

- Senior Bowl Watch List (2021)
- Honorable-Mention All-Big Ten (2020)
- Nebraska Scholar-Athlete Honor Roll (Fall 2018)

PERSONAL NOTES

- Earned his degree in December of 2019
- His father, Roosevelt, was a 3rd-round NFL Draft pick in 2002 and played two seasons in the NFL

CAREER NOTES

- Has missed nearly two full seasons due to injury, playing in only the season opener at Jones County CC in 2016 and at Nebraska in 2019

SEASON HIGHLIGHTS

- Leads the Big Ten and ranks 2nd nationally in interceptions per game (0.5)
- Also leads the Big Ten and ranks 6th nationally in total interceptions (4) despite missing two games due to injury
- Totaled six tackles, including a TFL, in the season opener at Illinois
- Had four tackles and a career-high two interceptions against Fordham
- Made four stops against Buffalo and tied his career high with two pass breakups
- Had nine tackles at No. 3 Oklahoma
- Had five tackles - including a TFL - at No. 20 Michigan State to surpass 100 career tackles
- Had three tackles against Northwestern
- Had eight tackles and intercepted a pass against No. 9 Michigan
- Totaled seven tackles, a pass breakup and an interception at Minnesota before leaving the game with an injury suffered on his interception
- The injury kept him out of the Purdue and Ohio State games

GAME-BY-GAME

OPPONENT	UT-AT-TT	TFL-YD	PBU	INT
at Illinois	3-3-6	1.0-1	0	0
Fordham	2-2-4	0.0-0	0	2
Buffalo	2-2-4	0.0-0	2	0
at Oklahoma	5-4-9	0.0-0	0	0
at Michigan St.	3-2-5	1.0-1	0	0
Northwestern	2-1-3	0.0-0	0	0
Michigan	1-7-8	0.0-0	0	1
at Minnesota	5-2-7	0.0-0	1	1
Purdue		-DNP (injured)-		
Ohio St.		-DNP (injured)-		
at Wisconsin				
Iowa				

CAREER TACKLE STATS

YEAR	G/S	UT	AT	TT	TFL-YD	SCK-YD
2018	12/1	15	8	23	1-0	0.0-0
2019	1/1	2	0	2	0-0	0.0-0
2020	8/7	37	14	51	4.0-20	1.0-13
2021	8/8	23	23	46	2.0-2	0.0-0
TOTAL	29/17	77	45	122	7.0-22	1.0-13

CAREER MISCELLANEOUS STATS

YEAR	FF	FR	PBU	INT	QBH	BLK
2018	2	1	2	2	0	0
2019	0	0	0	0	0	0
2020	1	1	4	0	0	0
2021	0	0	3	4	0	0
TOTAL	3	2	9	6	0	0

CAREER HIGHS

- Tackles** 12 at Purdue (2020)
- TFLs** 1.0 five times
- Sacks** 1.0 vs. Penn St. (2020)
- Breakups** 2 twice
- Interceptions** 2 vs. Fordham (2021)
- Fumble Return TDs** 1 vs. Penn St. (2020)


**JAQUEZ
YANT**

#0

**6-2 | 245 | FR. | RB
TALLAHASSEE, FLA.**
PERSONAL NOTES

- Joined Nebraska as a walk-on but was placed on scholarship for this season

SEASON HIGHLIGHTS

- Made his Husker debut with five carries for 25 yards against Fordham
- In his Big Ten debut - and first game against an FBS opponent - Yant carried 13 times for 127 yards against Northwestern
- Averaged 9.8 yards per carry against the Wildcats with a career-long 64-yard run
- Had four carries for 14 yards against No. 9 Michigan
- Gained 24 yards on six carries at Minnesota
- Had six carries for 60 yards against Purdue, including a 33-yard run

GAME-BY-GAME

OPPONENT	ATT.	YDS	TD	LONG
at Illinois		-DNP-		
Fordham	5	25	0	8
Buffalo		-DNP-		
at Oklahoma		-DNP-		
at Michigan St.		-DNP-		
Northwestern	13	127	0	64
Michigan	4	14	0	8
at Minnesota	6	24	0	13
Purdue	6	60	0	33
Ohio St.	0	0	0	-
at Wisconsin				
Iowa				

CAREER RUSHING STATS

YEAR	G/S	ATT.	NET	Y/A	Y/G	TD
2020		Did Not Play				
2021	6/0	34	250	7.4	41.7	0
TOTAL	6/0	34	250	7.4	41.7	0

CAREER HIGHS

Rushing Attempts	13 vs. Northwestern (2021)
Rushing Yards	127 vs. Northwestern (2021)
Rushing Touchdowns	none
Long Rush	64 yards vs. Northwestern (2021)
Receptions	none
Receiving Yards	none
Receiving Touchdowns	none
Long Reception	none

2021 NEBRASKA SCHEDULE AND RESULTS



2021-22 Nebraska Football Overall Team Statistics All games

Page 1/2
as of Nov 15, 2021

Team Statistics

	NEBR	OPP
Scoring	286	209
Points per game	28.6	20.9
Points Off Turnovers	43	23
First Downs	220	195
Rushing	97	77
Passing	109	106
Penalty	14	12
Rushing Yardage	1944	1325
Yards gained rushing	2188	1557
Yards lost rushing	244	232
Rushing attempts	412	356
Average per rush	4.7	3.7
Average per game	194.4	132.5
TDs Rushing	25	8
Passing Yardage	2648	2306
Comp-Att-Int	176-285-8	236-359-10
Average per pass	9.3	6.4
Average per catch	15.0	9.8
Average per game	264.8	230.6
TDs Passing	13	13
Total offense	4592	3631
Total plays	697	715
Average per play	6.6	5.1
Average per game	459.2	363.1
Kick returns: #-Yards	9-147	14-293
Punt returns: #-Yards	10-27	12-105
Int returns: #-Yards	10-67	8-129
Kick return average	16.3	20.9
Punt return average	2.7	8.8
Int return average	6.7	16.1
Fumbles-Lost	14-6	7-2
Penalties-Yards	53-447	53-485
Average per game	44.7	48.5
Punts-Yards	42-1737	51-2254
Average per punt	41.4	44.2
Net punt average	37.0	41.7
Kickoffs-Yards	58-3591	46-2906
Average per kick	61.9	63.2
Net kick average	39.4	40.7
Time of possession / game	30:01	31:29
3rd-down conversion	56/138	55/144
3rd-down pct	41%	38%
4rd-down conversion	10/18	5/15



**2021-22 Nebraska Football
Overall Team Statistics
All games**

Page 2/2
as of Nov 15, 2021

	NEBR	OPP
4rd-down pct	56%	33%
Sacks by-Yards	17-132	27-154
Misc Yards	0	0
Touchdowns scored	38	24
Field goals - attempts	8-16	12-22
On-Side kicks	0-0	0-0
Red-zone scores	(34-44) 77%	(24-27) 89%
Red-zone touchdowns	(28-44) 64%	(14-27) 52%
PAT-attempts	(33-38) 87%	(23-24) 96%
Attendance	432247	241491
Games / Avg per game	6/72041	4/60373
Neutral site games	-	0/0

Score by Periods

Team	1st	2nd	3rd	4th	OT	TOT
Nebraska	41	90	80	75	0	286
Opponents	23	92	45	46	3	209

Team Results

	Date	Opponent		Score	Overall	Conf	Time	Attend
*	08/28/2021	at Illinois	L	22-30	0-1	0-1	3:34	41064
	09/04/2021	Fordham	W	52-7	1-1	0-1	3:00	85938
	09/11/2021	Buffalo	W	28-3	2-1	0-1	3:46	85663
	09/18/2021	at Oklahoma	L	16-23	2-2	0-1	3:05	84659
*	09/25/2021	at Michigan St.	Lot1	20-23	2-3	0-2	3:42	70332
*	10/02/2021	Northwestern	W	56-7	3-3	1-2	3:05	87364
*	10/09/2021	Michigan	L	29-32	3-4	1-3	3:37	87380
*	10/16/2021	at Minnesota	L	23-30	3-5	1-4	3:27	45436
*	10/30/2021	Purdue	L	23-28	3-6	1-5	3:23	85902
*	11/06/2021	Ohio St.	L	17-26	3-7	1-6	3:38	84426



2021-22 Nebraska Football Individual Statistics All games

Rushing

Player	gp	att	gain	loss	net	avg	td	lg	avg/g
Adrian Martinez	10	124	689	187	502	4.0	12	75	50.2
Rahmir Johnson	10	112	514	19	495	4.4	4	29	49.5
Gabe Ervin Jr.	4	37	133	9	124	3.4	2	21	31.0
Markese Stepp	6	36	163	4	159	4.4	1	19	26.5
Jaquez Yant	6	34	254	4	250	7.4	0	64	41.7
Sevion Morrison	7	30	116	0	116	3.9	3	9	16.6
Logan Smothers	4	12	71	2	69	5.8	0	15	17.3
Samori Toure	10	7	64	0	64	9.1	1	21	6.4
Marvin Scott III	1	6	30	0	30	5.0	1	10	30.0
Zavier Betts	10	3	110	1	109	36.3	1	83	10.9
Omar Manning	9	2	1	1	0	0.0	0	1	0.0
Cooper Jewett	10	2	5	0	5	2.5	0	3	0.5
Zach Weinmaster	10	1	4	0	4	4.0	0	4	0.4
Matt Masker	2	1	13	0	13	13.0	0	13	6.5
Oliver Martin	6	1	0	0	0	0.0	0	0	0.0
Brody Belt	6	1	3	0	3	3.0	0	3	0.5
Levi Falck	10	1	18	0	18	18.0	0	12	1.8
Team	10	2	0	17	-17	-8.5	0	0	-1.7
Total	10	412	2188	244	1944	4.7	25	83	194.4
Opponents	10	356	1557	232	1325	3.7	8	56	132.5

Passing

Player	gp	effic	comp-att-int	pct	yds	td	lg	avg/g
Adrian Martinez	10	149.0	166-271-8	61.3	2512	13	72	251.2
Logan Smothers	4	154.5	7-11-0	63.6	119	0	54	29.8
Matt Masker	2	147.6	3-3-0	100.0	17	0	7	8.5
Total	10	149.2	176-285-8	61.8	2648	13	72	264.8
Opponents	10	126.1	236-359-10	65.7	2306	13	75	230.6

Receiving

Player	gp	no.	yds	avg	td	lg	avg/g
Samori Toure	10	33	718	21.8	4	72	71.8
Austin Allen	10	29	404	13.9	2	46	40.4
Omar Manning	9	24	331	13.8	2	32	36.8
Zavier Betts	10	18	267	14.8	0	55	26.7
Rahmir Johnson	10	16	197	12.3	2	43	19.7
Levi Falck	10	14	198	14.1	1	43	19.8
Oliver Martin	6	10	170	17.0	1	43	28.3
Travis Vokolek	7	8	88	11.0	0	38	12.6
Wyatt Liewer	10	4	24	6.0	0	7	2.4
Chancellor Brewington	9	3	20	6.7	1	12	2.2
Brody Belt	6	3	51	17.0	0	24	8.5
Chris Hickman	5	3	90	30.0	0	54	18.0
Sevion Morrison	7	3	13	4.3	0	14	1.9
Alante Brown	8	2	22	11.0	0	11	2.8
Nate Boerkircher	3	2	14	7.0	0	7	4.7
Gabe Ervin Jr.	4	2	6	3.0	0	3	1.5
Markese Stepp	6	1	30	30.0	0	30	5.0
Will Nixon	3	1	5	5.0	0	5	1.7
Total	10	176	2648	15.0	13	72	264.8
Opponents	10	236	2306	9.8	13	75	230.6

Punt Returns

Player	no.	yds	avg	td	lg
Cam Taylor-Britt	3	2	0.7	0	2
Oliver Martin	3	19	6.3	0	11
Samori Toure	2	9	4.5	0	10
Brody Belt	1	0	0.0	0	0
Total	10	27	2.7	0	11
Opponents	12	105	8.8	1	62

Interceptions

Player	no.	yds	avg	td	lg
Deontai Williams	4	31	7.8	0	20
Jojo Domann	2	0	0.0	0	0
Marquel Dismuke	1	0	0.0	0	0
Cam Taylor-Britt	1	0	0.0	0	0
Myles Farmer	1	14	14.0	0	14
Luke Reimer	1	22	22.0	0	22
Total	10	67	6.7	0	22
Opponents	8	129	16.1	1	62

Kick Returns

Player	no.	yds	avg	td	lg
Rahmir Johnson	3	38	12.7	0	13
Zavier Betts	3	52	17.3	0	18
Alante Brown	2	37	18.5	0	19
Zach Weinmaster	1	20	20.0	0	20
Total	9	147	16.3	0	20
Opponents	14	293	20.9	0	41

Fumble Returns

Player	no.	yds	avg	td	lg
Total	0	0	0.0	0	0
Opponents	0	23	0.0	1	19

2021 INDIVIDUAL STATISTICS

Scoring

Player	td	fg	PAT					d xp	saf	pts
			kick	rush	rcv	pass				
Adrian Martinez	12	-	-	1	-	-	-	-	74	
Connor Culp	-	6-12	28-32	-	-	-	-	-	46	
Rahmir Johnson	6	-	-	-	-	-	-	-	36	
Samori Toure	5	-	-	-	-	-	-	-	30	
Sevion Morrison	3	-	-	-	-	-	-	-	18	
Austin Allen	2	-	-	-	-	-	-	-	12	
Omar Manning	2	-	-	-	-	-	-	-	12	
Gabe Ervin Jr.	2	-	-	-	-	-	-	-	12	
Chase Contreras	-	2-4	4-4	-	-	-	-	-	10	
Markese Stepp	1	-	-	-	-	-	-	-	6	
Chancellor Brewington	1	-	-	-	-	-	-	-	6	
Levi Falck	1	-	-	-	-	-	-	-	6	
Oliver Martin	1	-	-	-	-	-	-	-	6	
Zavier Betts	1	-	-	-	-	-	-	-	6	
Marvin Scott III	1	-	-	-	-	-	-	-	6	
Total	38	8-16	32-36	1	0	0	0	0	286	
Opponents	24	12-22	23-23	0	0	0	1	2	209	

Total Offense

Player	g	plays	rush	pass	total	avg/g
Adrian Martinez	10	395	502	2512	3014	301.4
Rahmir Johnson	10	112	495	0	495	49.5
Jaquez Yant	6	34	250	0	250	41.7
Logan Smothers	4	23	69	119	188	47.0
Markese Stepp	6	36	159	0	159	26.5
Gabe Ervin Jr.	4	37	124	0	124	31.0
Sevion Morrison	7	30	116	0	116	16.6
Zavier Betts	10	3	109	0	109	10.9
Samori Toure	10	7	64	0	64	6.4
Matt Masker	2	4	13	17	30	15.0
Marvin Scott III	1	6	30	0	30	30.0
Levi Falck	10	1	18	0	18	1.8
Cooper Jewett	10	2	5	0	5	0.5
Zach Weinmaster	10	1	4	0	4	0.4
Brody Belt	6	1	3	0	3	0.5
Team	10	0	-17	0	-17	-1.7
Total	10	697	1944	2648	4592	459.2
Opponents	10	715	1325	2306	3631	363.1

Field Goals

Player	fg	pct.	01-19	20-29	30-39	40-49	50-99	lg	blk
Connor Culp	6-12	50.0	0-0	3-4	1-4	0-1	2-3	51	0
Chase Contreras	2-4	50.0	0-0	0-0	2-3	0-1	0-0	39	0
Opponents	12-22	54.5	0-0	5-5	4-7	3-5	0-5	46	2

Punting

Player	no.	yds	avg	lg	tb	fc	i20	50+	blk
William Przystup	27	1194	44.2	84	2	7	6	10	0
Daniel Cerni	15	543	36.2	46	2	7	6	0	0
Total	42	1737	41.4	84	4	14	12	10	0
Opponents	51	2254	44.2	81	5	22	21	17	0

FG Sequence

Team Name	Nebraska	Opponents
Illinois	(27)	55
Buffalo	32	
Oklahoma	(51)	
Ohio St.	45	
Minnesota	(50)	
Purdue	(33)	36,39

Kickoffs

Player	no.	yds	avg	tb	ob	retn	net	ydln
Brendan Franke	52	3312	63.7	32	0			
Kelen Meyer	4	260	65.0	4	0			
Connor Culp	2	19	9.5	0	0			
Total	58	3591	61.9	36	0	15	39.4	25
Opponents	46	2906	63.2	30	0	9	40.7	24

Numbers in (parentheses) indicate field goal was made

2021 INDIVIDUAL STATISTICS

All Purpose

Player	g	rush	rcv	pr	kr	ir	total	avg/g
Samori Toure	10	64	718	9	0	0	791	79.1
Rahmir Johnson	10	495	197	0	38	0	730	73.0
Adrian Martinez	10	502	0	0	0	0	502	50.2
Zavier Betts	10	109	267	0	52	0	428	42.8
Austin Allen	10	0	404	0	0	0	404	40.4
Omar Manning	9	0	331	0	0	0	331	36.8
Jaquez Yant	6	250	0	0	0	0	250	41.7
Levi Falck	10	18	198	0	0	0	216	21.6
Markese Stepp	6	159	30	0	0	0	189	31.5
Oliver Martin	6	0	170	19	0	0	189	31.5
Gabe Ervin Jr.	4	124	6	0	0	0	130	32.5
Sevion Morrison	7	116	13	0	0	0	129	18.4
Chris Hickman	5	0	90	0	0	0	90	18.0
Travis Vokolek	7	0	88	0	0	0	88	12.6
Logan Smothers	4	69	0	0	0	0	69	17.3
Alante Brown	8	0	22	0	37	0	59	7.4
Brody Belt	6	3	51	0	0	0	54	9.0
Deontai Williams	8	0	0	0	0	31	31	3.9
Marvin Scott III	1	30	0	0	0	0	30	30.0
Wyatt Liewer	10	0	24	0	0	0	24	2.4
Zach Weinmaster	10	4	0	0	20	0	24	2.4
Luke Reimer	10	0	0	0	0	22	22	2.2
Chancellor Brewington	9	0	20	0	0	0	20	2.2
Myles Farmer	10	0	0	0	0	14	14	1.4
Nate Boerkircher	3	0	14	0	0	0	14	4.7
Matt Masker	2	13	0	0	0	0	13	6.5
Cooper Jewett	10	5	0	0	0	0	5	0.5
Will Nixon	3	0	5	0	0	0	5	1.7
Cam Taylor-Britt	10	0	0	2	0	0	2	0.2
Team	10	-17	0	-3	0	0	-20	-2.0
Total	10	1944	2648	27	147	67	4833	483.3
Opponents	10	1325	2306	105	293	129	4158	415.8

DEFENSIVE STATISTICS

##	Player	gp	Tackles				tfl/yds	Sacks		Pass defense			Fumbles		bkd	
			ua	a	tot			no-yds	int-yds	brup	qbh	fr-yds	ff	kick	saf	
28	Luke Reimer	10	51	45	96	4-17	1-6	1-22	5	3	.	1	.	.		
42	Nick Henrich	10	35	52	87	2.5-7	3.5-8	.	.	3		
13	JoJo Domann	10	45	27	72	9-45	3-29	2-0	3	2	.	2	.	.		
6	Quinton Newsome	10	36	19	55	2-6	1-4	.	2		
8	Deontai Williams	8	23	23	46	2-2	.	4-31	3	1		
44	Garrett Nelson	10	21	24	45	10.5-51	4-32	.	1	4	.	1	.	.		
5	Cam Taylor-Britt	10	28	14	42	3-18	1-12	1-0	9	.	.	.	1	.		
9	Marquel Dismuke	10	16	21	37	.	.	1-0	1	.		
95	Ben Stille	10	14	18	32	4.5-11	1-5	.	2	5		
93	Damion Daniels	10	7	24	31	2-3	.	.	2		
2	Caleb Tannor	10	12	16	28	5.5-25	2-16	.	1	3	.	1	.	.		
31	Chris Kolarevic	10	15	11	26	1.0-1		
4	Myles Farmer	10	13	11	24	0.5-1	.	1-14	.	.	1-0	.	.	.		
99	Ty Robinson	10	10	12	22	3-16	1-13	.	1	1		
97	Deontre Thomas	10	7	14	21	1.5-11	1.5-11	.	.	1	1-0	.	.	.		
0	Pheldarius Payne	10	4	15	19	2.5-12	2-11		
98	Casey Rogers	5	1	7	8	2.0-2		
91	Jordon Riley	9	3	3	6	1-1		
11	Braxton Clark	10	4	1	5	.	.	.	2		
35	John Bullock	10	2	3	5		
22	Eteva Mauga-Clements	10	3	2	5	1.5-2	.	.	1		
23	Isaac Gifford	10	1	3	4		
41	Garrett Snodgrass	3	2	2	4		
38	Damian Jackson	9	2	2	4	1		
12	Marques Buford Jr.	10	1	2	3		
16	Zach Weinmaster	10	1	1	2		
37	Phalen Sanford	10	1	1	2		
56	Grant Tagge	10	1	.	1		
63	Ru'Quan Buckley	1	.	1	1		
4	Alante Brown	8	1	.	1		
92	Brendan Franke	10	1	.	1		
21	Noa Pola-Gates	8	.	1	1		
50	Jailen Weaver	1	.	1	1		
51	Cameron Jurgens	10	1	.	1		
11	Austin Allen	10	1	.	1		
7	Tamon Lynum	2	.	1	1		
10	Jackson Hannah	10	.	1	1		
63	Nouredin Nouilli	10	1	.	1		
33	Javin Wright	2	.	1	1		
15	Zavier Betts	10	1	.	1		
85	Wyatt Liewer	10	.	1	1		
89	Oliver Martin	6	1	.	1		
82	Colton Feist	8	1		
	Totals	10	367	380	747	52-209	17-132	10-67	33	24	2-0	5	2	0		
	Opponents	10	346	358	704	56-205	27-154	8-129	24	20	6-23	6	1	2		

SPECIAL TEAMS TACKLES

SPECIAL TEAMS TACKLES	UA-A/TOT	ILL	FOR	BUF	OKLA	MSU	NW	MICH	MINN	PUR	OSU	WIS	IOWA
John Bullock	2-3/5	-	-	0-1	-	0-1/1	-	-	1-0/1	0-1/1	1-0/1	-	-
Isaac Gifford	2-2/4	1-0	-	-	-	-	-	0-1/1	1-0/1	0-1/1	-	-	-
Marques Buford Jr.	1-2/3	-	-	-	1-0	-	-	0-1/1	-	0-1/1	-	-	-
Chris Kolarevic	3-0/3	-	-	-	-	-	-	2-0/2	1-0/1	-	-	-	-
Phalen Sanford	1-1/2	-	-	-	-	1-0/1	-	-	-	0-1/1	-	-	-
Grant Tagge	1-0/1	1-0	-	-	-	-	-	-	-	-	-	-	-
Braxton Clark	0-1/1	-	-	0-1	-	-	-	-	-	-	-	-	-
Eteva Mauga-Clements	1-0/1	-	-	1-0	-	-	-	-	-	-	-	-	-
Brendan Franke	1-0/1	-	-	-	1-0	-	-	-	-	-	-	-	-
Deontai Williams	1-0/1	-	-	-	-	1-0/1	-	-	-	-	-	-	-
Noa Pola-Gates	0-1/1	-	-	-	-	0-1/1	-	-	-	-	-	-	-
Alante Brown	1-0/1	-	-	-	-	-	1-0/1	-	-	-	-	-	-
Zach Weinmaster	1-1/2	-	-	-	-	-	-	1-0/1	-	-	0-1/1	-	-
Wyatt Liewer	0-1/1	-	-	-	-	-	-	-	-	-	0-1/1	-	-



INDIVIDUAL DEFENSE GAME BY GAME

TOTAL TACKLES

Player	S-A	Total	Illini	FU	UB	OU	MSU	NU	Mich	MINN	Purdue	OSU
Luke Reimer	51-45	96	3-5	4-0	7-9	3-4	6-5	1-4	6-6	3-1	12-7	6-4
Nick Henrich	35-52	87	4-7	2-2	4-4	1-6	3-6	4-0	3-12	6-1	5-9	3-5
Jojo Domann	45-27	72	1-0	3-2	4-1	7-5	3-1	9-1	2-3	4-4	6-7	6-3
Quinton Newsome	36-19	55	3-2	3-2	1-2	6-1	2-1	5-0	5-2	3-2	1-4	7-3
Deontai Williams	23-23	46	3-3	2-2	2-2	5-4	3-2	2-1	1-7	5-2	DNP	DNP
Garrett Nelson	21-24	45	3-3	0-2	2-1	2-4	4-2	2-0	2-4	4-4	1-4	1-0
Cam Taylor-Britt	28-14	42	2-0	2-0	2-1	2-1	2-0	2-1	3-8	6-1	4-1	3-1
Marquel Dismuke	16-21	37	1-5	1-0	0-2	2-2	1-1	2-1	0-1	4-1	3-5	2-3
Ben Stille	14-18	32	2-2	1-0	1-3	1-4	1-1	0-3	1-1	3-1	3-2	1-1
Damion Daniels	7-24	31	3-3	0-1	1-1	0-2	0-4	0-2	1-3	0-3	1-2	1-3
Caleb Tannor	12-16	28	2-1	1-0	2-2	1-3	2-2	1-1	0-1	0-2	1-1	2-3
Chris Kolarevic	15-11	26	2-2	2-1	1-3	1-0	0-1	2-3	3-0	4-0	-	0-1
Myles Farmer	13-11	24	2-0	1-0	2-1	-	0-1	-	0-1	0-3	3-3	5-2
Ty Robinson	10-12	22	1-3	0-2	2-1	2-1	1-1	-	1-3	2-0	0-1	1-0
Deontre Thomas	7-14	21	1-2	-	1-2	3-1	1-1	0-3	1-2	-	0-3	-
Pheldarius Payne	4-15	19	2-3	0-1	0-1	-	0-1	2-2	0-2	-	0-4	0-1
Casey Rogers	1-7	8	DNP	DNP	DNP	DNP	DNP	1-1	-	0-1	0-3	0-2
Jordon Riley	3-3	6	0-1	2-1	-	-	-	1-1	DNP	-	-	-
Braxton Clark	4-1	5	-	-	1-1	1-0	-	1-0	-	-	-	1-0
Eteva Mauga-Clements	3-2	5	-	1-2	2-0	-	-	-	-	-	-	-
John Bullock	2-3	5	-	-	0-1	-	0-1	-	-	1-0	0-1	1-0
Damian Jackson	2-2	4	1-0	0-1	-	-	-	1-1	-	-	-	DNP
Garrett Snodgrass	2-2	4	DNP	0-2	2-0	DNP	DNP	-	DNP	DNP	DNP	DNP
Isaac Gifford	1-3	4	1-0	-	-	-	-	0-1	0-1	-	0-1	-
Marques Buford Jr.	1-2	3	-	-	-	1-0	-	-	0-1	-	0-1	-
Zach Weinmaster	1-1	2	-	-	-	-	-	-	1-0	-	-	0-1
Phalen Sanford	1-1	2	-	-	-	-	1-0	-	-	-	0-1	-
Nouredin Nouili	1-0	1	-	-	-	-	-	-	-	-	1-0	-
Oliver Martin	1-0	1	-	DNP	DNP	DNP	DNP	-	1-0	-	-	-
Alante Brown	1-0	1	-	-	-	DNP	-	1-0	DNP	-	-	-
Austin Allen	1-0	1	-	-	-	-	-	-	-	-	-	1-0
Grant Tagge	1-0	1	1-0	-	-	-	-	-	-	-	-	-
Zavier Betts	1-0	1	-	1-0	-	-	-	-	-	-	-	-
Brendan Franke	1-0	1	-	-	-	1-0	-	-	-	-	-	-
Cameron Jurgens	1-0	1	-	-	-	-	1-0	-	-	-	-	-
Tamon Lynum	0-1	1	DNP	0-1	DNP	-	DNP	DNP	DNP	DNP	DNP	DNP
Noa Pola-Gates	0-1	1	-	-	DNP	DNP	0-1	-	-	-	-	-
Jackson Hannah	0-1	1	-	0-1	-	-	-	-	-	-	-	-
Wyatt Liewer	0-1	1	-	-	-	-	-	-	-	-	-	0-1
Ru'Quan Buckley	0-1	1	DNP	0-1	DNP	DNP	DNP	DNP	DNP	DNP	DNP	DNP
Jailen Weaver	0-1	1	DNP	0-1	DNP	DNP	DNP	DNP	DNP	DNP	DNP	DNP
Javin Wright	0-1	1	DNP	0-1	-	DNP	DNP	DNP	DNP	DNP	DNP	DNP

INTERCEPTION/FUMBLE RETURNS

Interceptions Returns

Player	No-Yds	Illini	FU	UB	OU	MSU	NU	Mich	MINN	Purdue	OSU
Deontai Williams	4-31	-	2-11	-	-	-	-	1-20	1-0	DNP	DNP
Jojo Domann	2-0	-	1-0	-	-	-	-	-	-	-	1-0
Luke Reimer	1-22	-	-	1-22	-	-	-	-	-	-	-
Myles Farmer	1-14	-	-	-	-	-	-	-	-	-	1-14
Cam Taylor-Britt	1-0	-	-	-	-	-	-	-	1-0	-	-
Marquel Dismuke	1-0	-	-	-	-	1-0	-	-	-	-	-

Fumble Returns

Player	No-Yds	Illini	FU	UB	OU	MSU	NU	Mich	MINN	Purdue	OSU
--------	--------	--------	----	----	----	-----	----	------	------	--------	-----

INDIVIDUAL DEFENSE GAME BY GAME

SACKS

Player	UA-A	Total	Illini	FU	UB	OU	MSU	NU	Mich	MINN	Purdue	OSU
Garrett Nelson	3-2	4	0.5-3	-	-	-	1-3	1-12	-	-	0.5-3	1-11
Pheldarius Payne	2-0	2	2-11	-	-	-	-	-	-	-	-	-
Caleb Tannor	2-0	2	-	-	-	-	-	1-7	-	-	-	1-9
Jojo Domann	2-0	2	-	-	-	-	-	2-19	-	-	-	-
Deontre Thomas	1-1	1.5	0.5-3	-	-	-	1-8	-	-	-	-	-
Cam Taylor-Britt	1-0	1	-	-	-	-	-	-	-	1-12	-	-
Quinton Newsome	1-0	1	-	1-4	-	-	-	-	-	-	-	-
Ty Robinson	1-0	1	-	-	-	-	-	-	1-13	-	-	-
Luke Reimer	0-2	1	-	-	-	-	0.5-4	-	-	-	0.5-2	-
Ben Stille	0-2	1	-	-	-	-	-	-	-	-	1-5	-
Nick Henrich	0-1	0.5	-	-	-	-	0.5-3	-	-	-	-	-

TACKLES FOR LOSS

Player	UA-A	Total	Illini	FU	UB	OU	MSU	NU	Mich	MINN	Purdue	OSU
Garrett Nelson	9-3	10.5	2.5-9	-	2.0-4	0.5-1	2.0-9	1.0-12	-	1-2	0.5-3	1.0-11
Jojo Domann	9-0	9.0	-	1.0-1	1.0-3	1.0-2	1.0-5	3.0-39	-	1-3	-	1.0-2
Caleb Tannor	5-1	5.5	1.0-2	-	-	-	1.0-2	1.0-7	-	-	1.0-4	1.5-10
Ben Stille	3-3	4.5	-	1.0-2	0.5-1	1.0-1	-	-	-	-	1.0-5	1.0-2
Luke Reimer	2-4	4.0	0.5-0	-	-	0.5-1	1.5-7	-	1.0-7	-	0.5-2	-
Ty Robinson	3-0	3.0	-	-	1.0-2	-	1.0-1	-	1.0-13	-	-	-
Pheldarius Payne	2-1	2.5	2.0-11	-	-	-	-	-	-	-	0.5-1	-
Nick Henrich	2-3	3.5	0.5-1	-	0.5-1	-	0.5-3	-	-	1-1	1.0-2	-
Cam Taylor-Britt	3-0	3.0	-	-	-	-	-	1.0-2	-	2.0-16	-	-
Quinton Newsome	2-0	2.0	-	1.0-4	-	1.0-2	-	-	-	-	-	-
Deontai Williams	2-0	2.0	1.0-1	-	-	-	1.0-1	-	-	-	DNP	-
Damion Daniels	2-0	2.0	1.0-1	-	1.0-2	-	-	-	-	-	-	-
Eteva Mauga-Clements	1-1	1.5	-	1.5-2	-	-	-	-	-	-	-	-
Deontre Thomas	1-1	1.5	0.5-3	-	-	-	1.0-8	-	-	-	-	-
Casey Rogers	0-4	2.0	DNP	DNP	DNP	DNP	DNP	0.5-1	-0.5-1	-	0.5-0	0.5-0
Jordon Riley	0-2	1.0	-	0.5-1	-	-	-	0.5-0	DNP	-	-	-

FUMBLES

Fumbles Forced

Player	Number	Illini	FU	UB	OU	MSU	NU	Mich	MINN	Purdue	OSU
Jojo Domann	2	-	-	-	-	-	2	-	-	-	-
Caleb Tannor	1	-	-	-	-	-	1	-	-	-	-
Luke Reimer	1	1	-	-	-	-	-	-	-	-	-
Garrett Nelson	1	-	-	-	-	-	-	-	-	-	1

Fumbles Recovered

Player	Number	Illini	FU	UB	OU	MSU	NU	Mich	MINN	Purdue	OSU
Myles Farmer	1	1	-	-	-	-	-	-	-	-	-
Deontre Thomas	1	-	-	-	-	-	1	-	-	-	-



TEAM COMPARISON

Opponent	Score	First Downs				Pen	Rushing Number-Yards	Passing		Total Offense Plays-Yards	Return Yards	Turn- Overs
		Total	Rush	Pass	Yards			Comp-Att.-Int	Yards			
Illinois	22-30	19 / 18	8 / 9	10 / 8	1 / 1	39-160 / 48-167	16-32-0 / 15-19-0	232 / 159	71-392 / 67-326	31 / 16	1 / 1	
Fordham	52-7	34 / 12	20 / 5	14 / 7	0 / 0	65-329 / 28-129	21-30-0 / 18-30-3	304 / 163	95-633 / 58-292	47 / 4	2 / 3	
Buffalo	28-3	19 / 19	9 / 6	7 / 11	3 / 2	41-220 / 33-135	14-20-0 / 27-50-1	296 / 224	61-516 / 83-359	19 / 39	1 / 1	
Oklahoma	16-23	18 / 21	4 / 10	13 / 10	1 / 1	38-95 / 35-194	19-25-1 / 24-34-0	289 / 214	63-384 / 69-408	22 / 31	1 / 0	
Michigan St.	20-23	26 / 12	12 / 4	13 / 6	1 / 2	50-194 / 30-71	25-36-1 / 14-23-1	248 / 183	86-442 / 53-254	12 / 208	2 / 1	
Northwestern	56-7	29 / 17	19 / 6	8 / 10	2 / 1	53-427 / 26-37	15-21-0 / 25-40-0	230 / 256	74-657 / 66-293	0 / 18	0 / 1	
Michigan	29-32	19 / 26	5 / 12	12 / 12	2 / 2	32-140 / 42-204	18-28-1 / 22-39-1	291 / 255	60-431 / 81-459	20 / 68	2 / 1	
Minnesota	23-30	19 / 22	6 / 12	12 / 9	1 / 1	31-136 / 43-182	18-33-0 / 21-25-2	241 / 214	64-377 / 68-396	6 / 34	0 / 2	
Purdue	23-28	19 / 23	6 / 7	12 / 15	1 / 1	29-130 / 41-116	14-29-4 / 34-45-0	269 / 233	58-399 / 86-349	49 / 76	4 / 0	
Ohio St.	17-26	18 / 25	8 / 6	8 / 18	2 / 1	34-113 / 30-90	16-31-1 / 36-54-2	248 / 405	65-361 / 84-495	35 / 56	1 / 2	
Totals	286-209	220 / 195	97 / 77	109 / 106	14 / 12	412-1944 / 356-1325	176-285-8 / 236-359-10	2648 / 2306	697-4592 / 715-3631	241 / 550	14 / 12	

Opponents	3rd Down Conversion	4th Down Conversion	Time of Possession	TOP Margin	Avg Yds/Rush	Avg Yds/Pass	Avg Yds/Play	Punting Number-Avg	Penalties Number-Yards	Sacks
Fordham	12-19 / 2-13	4-4 / 1-4	36:21 / 23:39	12:42	5.1 / 4.6	10.1 / 5.4	6.7 / 5.0	2-40.0 / 6-36.2	2-10.0 / 2-15.0	1 / 1
Buffalo	8-16 / 11-22	0-0 / 0-2	28:00 / 32:00	-04:00	5.4 / 4.1	14.8 / 4.5	8.5 / 4.3	5-36.0 / 6-47.7	9-71.0 / 10-88.0	0 / 0
Oklahoma	6-14 / 6-11	1-3 / 0-0	29:10 / 30:50	-01:40	2.5 / 5.5	11.6 / 6.3	6.1 / 5.9	2-50.0 / 4-39.3	8-70.0 / 7-70.0	0 / 5
Michigan St.	7-20 / 1-11	2-2 / 0-1	52:28 / 22:32	29:56	3.9 / 2.4	6.9 / 8.0	5.1 / 4.8	7-32.4 / 6-58.8	6-40.0 / 5-44.0	3 / 7
Northwestern	5-9 / 5-14	1-2 / 1-3	34:05 / 25:55	08:10	8.1 / 1.4	11.0 / 6.4	8.9 / 4.4	1-84.0 / 6-43.5	4-19.0 / 6-53.0	4 / 0
Michigan	3-11 / 6-15	1-3 / 0-0	25:36 / 34:24	-08:48	4.4 / 4.9	10.4 / 6.5	7.2 / 5.7	4-47.5 / 4-50.8	6-47.0 / 6-55.0	1 / 1
Minnesota	4-12 / 3-9	0-2 / 1-1	21:59 / 38:01	-16:02	4.4 / 4.2	7.3 / 8.6	5.9 / 5.8	4-48.3 / 4-43.3	3-25.0 / 3-25.0	1 / 2
Purdue	4-10 / 6-17	0-0 / 2-3	21:22 / 38:38	-17:16	4.5 / 2.8	9.3 / 5.2	6.9 / 4.1	4-41.5 / 5-34.0	4-38.0 / 3-30.0	2 / 1
Ohio St.	2-13 / 9-19	0-0 / 0-1	26:08 / 33:52	-07:44	3.3 / 3.0	8.0 / 7.5	5.6 / 5.9	8-43.1 / 4-40.5	6-60.0 / 8-65.0	2 / 5
Totals	56-138 / 55-144	10-18 / 5-15	300:14 / 314:46	-14:32	4.7 / 3.7	9.3 / 6.4	6.6 / 5.1	42-41.4 / 51-44.2	53-447.0 / 53-485.0	17 / 27

Note: Game totals are displayed in the format TEAM/OPPONENT for each category

NEBRASKA RED ZONE CHART

Nebraska Inside Opponent Red-Zone

Date	Opponent	Score	Times In RZ	Times Scored	Total Pts	Rush TDs	Pass TDs	FGs Made	Failed to score inside RZ						
									FGA	Down	Int	Fumb	Half	Game	
08/28/2021	at Illinois	L 22-30	3	3	15	2	1	1	1	0	0	0	0	0	0
09/04/2021	Fordham	W 52-7	8	8	52	7	6	1	1	1	0	0	0	0	0
09/11/2021	Buffalo	W 28-3	4	2	14	2	2	0	0	2	0	0	0	0	0
09/18/2021	at Oklahoma	L 16-23	4	2	9	1	1	0	1	2	0	1	0	0	0
09/25/2021	at Michigan St.	L 20-23	5	4	20	2	2	0	2	2	0	1	0	0	0
10/02/2021	Northwestern	W 56-7	6	5	35	5	5	0	0	0	0	0	0	0	1
10/09/2021	Michigan	L 29-32	3	2	15	2	1	1	0	0	1	0	0	0	0
10/16/2021	at Minnesota	L 23-30	5	3	20	3	2	1	0	1	1	0	0	0	0
10/30/2021	Purdue	L 23-28	4	4	23	3	1	2	1	1	0	0	0	0	0
11/06/2021	Ohio St.	L 17-26	2	1	7	1	1	0	0	1	0	0	0	0	0
Totals 34 of 44 (77.3%)			44	34	210	28	22	6	6	11	2	2	0	0	1

Opponents Inside Nebraska Red-Zone

Date	Opponent	Score	Times In RZ	Times Scored	Total Pts	Rush TDs	Pass TDs	FGs Made	Failed to score inside RZ						
									FGA	Down	Int	Fumb	Half	Game	
08/28/2021	Illinois	L 22-30	3	3	21	3	1	2	0	0	0	0	0	0	0
09/04/2021	Fordham	W 52-7	0	0	0	0	0	0	0	0	0	0	0	0	0
09/11/2021	Buffalo	W 28-3	2	1	3	0	0	0	1	2	0	0	0	0	0
09/18/2021	Oklahoma	L 16-23	3	3	21	3	2	1	0	0	0	0	0	0	0
09/25/2021	Michigan St.	L 20-23	3	3	9	0	0	0	3	3	0	0	0	0	0
10/02/2021	Northwestern	W 56-7	1	0	0	0	0	0	0	0	0	0	1	0	0
10/09/2021	Michigan	L 29-32	6	6	25	2	2	0	4	4	0	0	0	0	0
10/16/2021	Minnesota	L 23-30	2	2	14	2	0	2	0	0	0	0	0	0	0
10/30/2021	Purdue	L 23-28	4	3	21	3	1	2	0	1	0	0	0	0	0
11/06/2021	Ohio St.	L 17-26	3	3	13	1	0	1	2	2	0	0	0	0	0
Totals 24 of 27 (88.9%)			27	24	127	14	6	8	10	12	0	0	1	0	0

NEBRASKA & OPPONENT LONG PLAYS & DRIVE INFORMATION

LONG SEASON PLAYS (20 OR MORE YARDS)

	[-----NEBRASKA-----]				[-----OPPONENT-----]			
	RUSH	PASS	RET	TOT	RUSH	PASS	RET	TOT
at Illinois	2	4	0	6	1	2	1	4
Fordham	1	7	0	8	3	2	0	5
Buffalo	2	4	1	7	1	2	1	4
at Oklahoma	0	6	0	6	1	2	2	5
Michigan State	1	2	0	3	1	3	4	8
Northwestern	4	3	0	7	0	3	0	3
Michigan	2	6	0	8	3	4	0	7
at Minnesota	3	6	0	9	1	2	0	3
Purdue	1	6	0	7	0	1	1	2
Ohio State	1	4	0	5	1	2	2	5
Total	17	48	1	66	12	23	11	46

LONG DRIVE SUPERLATIVES

	NEBRASKA	OPPONENT
Most Yards (Result)	94 Purdue (TD)	91 Michigan (TD)
Most Plays (Result)	19 at Illinois (TD)	15 Purdue (Missed FG)
Most Time (Result)	8:03 Northwestern (TD)	8:04 at Illinois (TD)

NEBRASKA LONG PLAYS (66; 17 RUNS; 48 PASSES; 1 RETURNS)

YDS	OPPONENT	PLAY	RESULT
83	Northwestern	Run (Betts)	Touchdown
75	Illinois	Run (Martinez)	Touchdown
72	Ohio State	Pass (Martinez-Toure)	Touchdown
71	Buffalo	Run (Martinez)	1st-10
70	Northwestern	Pass (Martinez-Toure)	1st-Goal
68	Buffalo	Pass (Martinez-Toure)	Touchdown
68	Buffalo	Pass (Martinez-Toure)	Touchdown
64	Northwestern	Run (Yant)	1st-Goal
55	Oklahoma	Pass (Martinez-Betts)	1st-10
54	Buffalo	Pass (Smothers-Hickman)	1st-10
53	Ohio State	Pass (Martinez-Toure)	1st-Goal
46	Michigan	Pass (Martinez-Allen)	Touchdown
45	Michigan State	Run (Martinez)	1st-10
43	Michigan	Pass (Martinez-Johnson)	1st-10
43	Illinois	Pass (Martinez-Martin)	1st-10
43	Purdue	Pass (Martinez-Falck)	1st-10
41	Michigan	Pass (Martinez-Johnson)	Touchdown
40	Minnesota	Pass (Martinez-Allen)	1st-10
38	Oklahoma	Pass (Martinez-Vokolek)	1st-10
38	Northwestern	Pass (Martinez-Toure)	Touchdown
33	Purdue	Run (Yant)	1st-10
32	Fordham	Pass (Martinez-Manning)	1st-10
31	Fordham	Pass (Martinez-Toure)	1st-10
31	Purdue	Pass (Martinez-Toure)	1st-10
31	Oklahoma	Pass (Martinez-Manning)	1st-10
30	Fordham	Pass (Martinez-Toure)	1st-10
30	Fordham	Pass (Smothers-Betts)	1st-10
30	Illinois	Pass (Martinez-Stepp)	1st-10
30	Michigan	Pass (Martinez-Martin)	1st-10
30	Minnesota	Pass (Martinez-Allen)	1st-10
30	Purdue	Pass (Manning-Betts)	1st-10
29	Minnesota	Run (Johnson)	1st-10
28	Northwestern	Pass (Martinez-Manning)	1st-10
28	Illinois	Pass (Martinez-Martin)	1st-10
27	Buffalo	Pass (Martinez-Hickman)	1st-10
27	Minnesota	Run (Betts)	1st-10
27	Minnesota	Pass (Martinez-Betts)	1st-10
27	Purdue	Pass (Martinez-Manning)	1st-10
26	Illinois	Run (Martinez)	1st-10
26	Fordham	Pass (Martinez-Allen)	1st-10
26	Oklahoma	Pass (Martinez-Johnson)	1st-10
26	Ohio State	Pass (Martinez-Allen)	1st-10
25	Fordham	Pass (Martinez-Toure)	1st-10
25	Northwestern	Run (Martinez)	Touchdown
25	Michigan	Pass (Martinez-Toure)	1st-10
25	Minnesota	Run (Johnson)	1st-10
25	Purdue	Pass (Martinez-Manning)	1st-10
24	Michigan	Pass (Martinez-Manning)	1st-10
24	Michigan	Run (Johnson)	1st-10
24	Michigan State	Pass (Martinez-Belt)	1st-10
24	Illinois	Pass (Martinez-Toure)	1st-10
24	Ohio State	Pass (Martinez-Toure)	1st-10
23	Northwestern	Run (Johnson)	1st-Goal
23	Purdue	Pass (Martinez-Martin)	1st-10
23	Fordham	Pass (Martinez-Toure)	1st-10
22	Minnesota	Pass (Martinez-Manning)	1st-10
22	Minnesota	Pass (Martinez-Allen)	1st-10
22	Buffalo	IR (Reimer)	1st-Goal
22	Michigan State	Pass (Martinez-Falck)	1st-10
21	Ohio State	Run (Martinez)	1st-10
21	Buffalo	Run (Ervin)	1st-10
21	Fordham	Run (Toure)	1st-10
21	Oklahoma	Pass (Martinez-Manning)	Touchdown
20	Oklahoma	Pass (Martinez-Falck)	1st-10
20	Michigan	Run (Martinez)	1st-10
20	Minnesota	Pass (Martinez-Allen)	1st-10

OPPONENT LONG PLAYS (46: 12 RUNS; 23 PASSES; 11 RETURNS)

YDS	OPPONENT	PLAY	RESULT
100	Oklahoma	EXP (Fields)	2-Points
75	Ohio State	Pass (Stroud-Smith-Njigba)	Touchdown
62	Michigan State	PR (Reed)	Touchdown
62	Michigan State	IR (Kimbrough)	1st-10
56	Minnesota	Run (Williams)	Touchdown
50	Michigan	Run (Haskins)	1st-10
48	Michigan	Pass (McNamara-Sainristil)	1st-Goal
45	Illinois	Run (Epstein)	1st-10
45	Illinois	Pass (Sitkowski-Spann)	1st-Goal
45	Purdue	IR (Graham)	Touchdown
43	Northwestern	Pass (Hilinski-Robinson)	1st-10
41	Illinois	FR (Hart)	Touchdown
41	Michigan State	KOR (Reed)	1st-10
36	Minnesota	Pass (Morgan-Autman-Bell)	1st-10
35	Michigan State	Pass (Thorne-Reed)	Touchdown
35	Michigan State	Pass (Thorne-Mosley)	1st-10
35	Michigan	Pass (McNamera-Baldwin)	1st-Goal
34	Michigan State	Pass (Thorne-Heyward)	1st-10
32	Northwestern	Pass (Hilinski-Robinson)	1st-10
31	Oklahoma	KOR (Williams)	1st-10
31	Fordham	Pass (Demorat-Kokosiolis)	Touchdown
30	Fordham	Run (Wilson)	1st-10
30	Buffalo	Run (Marks)	1st-10
29	Michigan	Run (Corum)	Touchdown
28	Northwestern	Pass (Hilinski-Robinson)	1st-10
28	Minnesota	Pass (Morgan-Brown-Stephens)	Touchdown
28	Michigan State	KOR (Reed)	1st-10
26	Michigan	Run (Corum)	1st-10
25	Fordham	Pass (Demorat-Carter)	1st-10
24	Michigan	Pass (McNamara-Schoonmaker)	1st-10
24	Ohio State	KOR (Egbuka)	1st-10
23	Ohio State	Pass (Stroud-Smith-Njigba)	1st-10
23	Michigan State	Run (Walker)	1st-10
23	Oklahoma	Run (Brooks)	1st-10
23	Oklahoma	Pass (Rattler-Mims)	1st-10
22	Oklahoma	Pass (Rattler-Stoops)	3rd-5
22	Buffalo	Pass (Vantrease-Williams)	1st-10
22	Buffalo	KOR (Cook)	1st-10
22	Fordham	Run (Davis)	1st-10
22	Michigan	Pass (McNamara-Johnson)	1st-10
22	Ohio State	Run (Henderson)	1st-10
21	Illinois	Pass (Sitkowski-Navarro)	1st-10
21	Fordham	Run (Wilson)	1st-10
21	Purdue	Pass (O'Connell-Bell)	1st-10
21	Ohio State	PR (Smith-Njigba)	1st-10
20	Buffalo	Pass (Vantrease-Stephens)	1st-10

GAME-OPENING DRIVES

OPPONENT	[-----NEBRASKA-----]			[-----OPPONENT-----]		
	PTS.	1ST DWN	YDS	PTS.	1ST DWN	YDS
at Illinois	0	1	23	0	1	23
Fordham	0	2	27	0	3	59
Buffalo	0	3	33	0	4	66
at Oklahoma	3	3	42	7	5	75
at Michigan State	0	0	0	0	1	16
Northwestern	7	1	75	0	1	7
Michigan	0	2	78	0	0	5
at Minnesota	0	0	-1	7	5	61
Purdue	7	5	82	0	3	32
Ohio State	0	1	30	0	2	32

SECOND-HALF OPENING DRIVES

OPPONENT	[-----NEBRASKA-----]			[-----OPPONENT-----]		
	PTS.	1ST DWN	YDS	PTS.	1ST DWN	YDS
at Illinois	0	0	-10	7	5	75
Fordham	7	4	64	0	1	4
Buffalo	0	2	41	3	2	49
at Oklahoma	0	4	58	7	3	80
at Michigan State	7	4	60	0	0	8
Northwestern	7	1	83	0	0	7
Michigan	7	2	75	0	0	8
at Minnesota	0	0	2	0	2	42
Purdue	0	0	9	0	1	-2
Ohio State	0	1	-1	3	1	2

INDIVIDUAL CAREER/SEASON SUPERLATIVES

SEASON AND CAREER, MOST PASSING YARDS

PLAYER	2021	CAREER
Adrian Martinez	291 Michigan	384 vs. Wisconsin, 2018
Matt Masker	17 vs. Northwestern	Same
Logan Smothers	54 vs. Buffalo	Same

*-Indicates touchdown pass

SEASON AND CAREER, LONGEST PASS

2021	CAREER
68** vs. Buffalo (Toure-2x)	75* 2x (at Wis., 2018; at Colo., 2019)
7 vs. Northwestern (Boerkircher)	Same
54 vs. Fordham (Hickman)	Same

SEASON AND CAREER, MOST RECEIVING YARDS

PLAYER	2021	CAREER
Austin Allen	121 at Minnesota	Same
Brody Belt	16 vs. Buffalo	Same
Zavier Betts	61 at Oklahoma	Same
Chancellor Brewington	12 vs. Buffalo	119 ! vs. Sacramento St., 2017
Nate Boerkircher	7 vs. Buffalo; vs. NW	Same
Alante Brown	11 vs. Fordham; vs. Purdue	25 at Rutgers, 2020
Gabe Ervin Jr.	6 vs. Buffalo	Same
Levi Falck	38 vs. Northwestern	140# at K-State, 2019
Chris Hickman	90 vs. Buffalo	Same
Rahmir Johnson	105 Michigan	Same
Wyatt Leiwer	13 at Illinois	Same
Omar Manning	75 vs. Purdue	Same
Oliver Martin	103 at Illinois	Same
Sevion Morrison	0 vs. Buffalo	Same
Will Nixon	5 vs. Northwestern	same
Marvin Scott		14 vs. Penn State, 2020
Markese Stepp	30 at Illinois	
Samari Toure	150 vs. Ohio State	303 & vs. SE Louisiana, 2019
Travis Vokolek	38 at Oklahoma	69 ^ at Michigan State

*-Indicates touchdown scored

#-at South Dakota St. ^ - at Rutgers &-at Montana !-at Northern Arizona

SEASON AND CAREER, LONGEST CATCH

2021	CAREER
46* Michigan (Martinez)	Same
16 vs. Buffalo (Martinez)	Same
55 at Oklahoma (Martinez)	Same
12 vs. Buffalo (Martinez)	45 ! vs. Illinois State, 2017
7 vs. Buff. (Martinez); NW (Masker)	Same
11 vs. Ford, Purdue (Martinez)	22 at Rutgers, 2020 (Martinez)
3 vs. Buffalo (Martinez)	Same
43 vs. Purdue (Martinez)	Same
54 vs. Buffalo (Smothers)	Same
43 Michigan (Martinez)	Same
7 at Illinois (Martinez)	10 * at Purdue, 2020 (Martinez)
32 vs. Fordham (Martinez)	Same
43 at Illinois (Martinez)	Same
0 vs. Buffalo (Martinez)	Same
5 vs. Northwestern (Masker)	Same
	14 vs. Penn State, 2020 (McCaffrey)
30 at Illinois (Martinez)	
72* vs. Ohio State (Martinez)	81 & vs. Weber State, 2017
38 at Oklahoma (Martinez)	Same

SEASON AND CAREER, MOST RUSHING YARDS

PLAYER	2021	CAREER
Austin Allen		2 at Minnesota, 2019
Brody Belt	3 at Michigan State	29 at Minnesota, 2019
Zavier Betts	83 vs. Northwestern	Same
Alante Brown		18 at Iowa, 2020
Gabe Ervin Jr.	56 vs. Buffalo	Same
Levi Falck	12 at Michigan State	Same
Cooper Jewett	3 vs. Northwestern	Same
Rahmir Johnson	83 at Minnesota	Same
Adrian Martinez	112 vs. Buffalo	157 at Rutgers, 2020
Omar Manning	-1 at Michigan State	Same
Matt Masker	13 vs. Northwestern	Same
Sevion Morrison	31 vs. Fordham	Same
Marvin Scott	30 vs. Fordham	Same
Logan Smothers	36 vs. Fordham	Same
Markese Stepp	101 vs. Fordham	Same
Samori Toure	16 vs. Michigan	Same
Zach Weinmaster	4 vs. Northwestern	Same
Jaquez Yant	129 vs. Northwestern	Same

*-Indicates touchdown scored

^ - at USC &-at Montana

SEASON AND CAREER, LONGEST RUN

2021	CAREER
	2 at Minnesota, 2019
3 at Michigan State	22 at Minnesota, 2019
83* vs. Northwestern	Same
	18 at Iowa, 2020
21 vs. Buffalo	Same
12 at Michigan State	Same
3 vs. Northwestern	Same
29 at Minnesota	Same
75* at Illinois	Same
-1 at Michigan State	Same
13 vs. Northwestern	Same
9 vs. Fordham	Same
10 vs. Fordham	Same
15 vs. Fordham	Same
19 vs. Fordham	49^ at Arizona 2020
16 vs. Michigan	Same
4 vs. Northwestern	Same
64 vs. Northwestern	Same

SEASON AND CAREER, MOST TACKLES, TFLS AND SACKS

PLAYER	TACKLES (2021)	CAREER	TFL (2021)	CAREER	SACKS (2021)	CAREER
Brody Belt		1 vs. So. Ala., '19. vs. Ind. '19		none		none
Ru'Quan Buckley	1 vs. Fordham	same		none		none
Marques Buford Jr.	1 3x, last vs. Purdue	same		none		none
John Bullocks	1 vs. Buffalo	same		none		none
Chris Cassidy		1 vs. No. Illinois, 2019		none		none
Braxton Clark	2 vs. Buffalo	3 at Purdue, 2019		1.0 at Purdue, 2019		none
Damion Daniels	6 at Illinois	same	1.0 at Illinois	1.0 4x, last at Illinois, 2020		none
Marquel Dismuke	8 vs. Purdue	15 vs. Penn State, 2020		2.0 at Iowa, 2020		none
JoJo Domann	13 vs. Purdue	same	3 vs. Northwestern	Same	2.0 vs. Northwestern	same
Myles Farmer	7 vs. Ohio State	same		none		none
Isaac Gifford	1 4x, last vs. Purdue	1 6x last at Michigan, 2021		none		none
Jackson Hannah	1 vs. Fordham	same		none		none
Nick Henrich	15 vs. Michigan	same	1 at Minn., Purdue	same	0.5 at Michigan St.	none
Will Honas		13 vs. Penn State, 2020		2 at Illinois, '19; vs. OSU, '20		2.0 at Ohio State, 2020
Damian Jackson	2 vs. Northwestern	2 5x, last vs. Northwestern		0.5 vs. Minnesota, 2020		same
Nadab Joseph		1 at Purdue, 2020		none		none
Chris Kolarevic	5 vs. Northwestern	19 \$ South Dakota, 2019	1.0 at Minnesota	1.5 \$ 2x, last vs. San Diego, '19		1.0 \$ 2x, last vs. USD, 2019
Tamon Lynum	1 vs. Fordham	same		none		none
E. Mauga-Clements	3 vs. Fordham	same	1.5 vs. Fordham	same		none
Garrett Nelson	8 at Minnesota	9 vs. Penn State, 2020	2.5 at Illinois	same	1.0 at Michigan St.	1.5 at Purdue, 2020
Quinton Newsome	10 vs. Ohio State	same	1 vs. Ford.; at Okla.	same	1 vs. Fordham	same
Simon Otte		2 at Maryland, 2019		none		none
Pheldarius Payne	5 at Illinois	6 vs. Penn State, 2020	2.0 at Illinois	same	2.0 at Illinois	same
Ethan Piper		1 at Ohio State, 2020		none		none
Noa Pola-Gates	1 at Michigan St.	2 vs. Penn State, 2020		none		none
Luke Reimer	19 vs. Purdue	same	1.5 at Michigan St.	1.5 at NW, '20; at MSU, '21	0.5 at Michigan St.	1.0 at NW; vs. Penn St., 2020
Jordan Riley	3 vs. Fordham	1 at NW, 2020; at Illinois, 2021	0.5 vs. Northwestern	none		none
Ty Robinson	4 at Illinois; Mich.	4 4x Michigan, 2021		1.0 at MSU; Mich.	1.0 4x, last Michigan	1 vs. Michigan
Casey Rogers	3 vs. Purdue	5 vs. Illinois, 2020; at Iowa, 2020	0.5 vs. NW; at Minn.	1.0 at Iowa; at Purdue, 2020		1.0 at Iowa, 2020
Garrett Snodgrass	2 vs. Ford.; vs. Buffalo	4 vs. Illinois, 2020		none		none
Ben Stille	5 at Oklahoma; Purdue	5 5x, last vs. Purdue	1 3x, last vs. Purdue	3 at Illinois, 2017	1.0 vs. Purdue; OSU	1.5 at Purdue, 2020
Grant Tagge	1 at Illinois	none		none		none
Caleb Tannor	5 vs. Ohio State	5 3x, last vs. Ohio State	1, 5x last vs. OSU	2 vs. Northwestern	1.0 vs. Northwestern	1.0 6x, last vs. Northwestern
Cam Taylor-Britt	11 vs. Michigan	same	2 at Minnesota	2 vs. So. Ala., '19; at Minn.	1.0 at Minnesota	1.0 vs. So. Ala., '19; at Minn.
Deontre Thomas	4 at Oklahoma	5 vs. No. Illinois, 2019	1 at Michigan St.	1 3x, last at Michigan St.	1.0 at Michigan St.	same
Chris Walker		1 vs. BCU, 2018		none		none
Jailen Weaver	1 vs. Fordham	same		none		none
Tate Wildeman		1 vs. Illinois, 2020		none		none
Deontai Williams	9 at Oklahoma	12 at Purdue, 2020	1.0 at Illinois; at MSU	1.0 7x, last at Mich. St., '21		1.0 vs. Penn State, 2020
Javin Wright	1 vs. Fordham	same		none		none

\$-at Northern Iowa



NEBRASKA STATISTICAL HIGHS AND LOWS

NEBRASKA TOTALS	HIGHS	LOWS
Points Scored	56 vs. Northwestern	16 at Oklahoma
First Downs	34 vs. Fordham	18 at Oklahoma; Ohio State
Rushing Attempts	65 vs. Fordham	29 vs. Purdue
Rushing Yards	427 vs. Northwestern	95 at Oklahoma
Passes Attempted	36 at Michigan State	20 vs. Buffalo
Passes Completed	25 at Michigan State	14 vs. Buffalo; vs. Purdue
Had Intercepted	4 vs. Purdue	0 at Illinois; vs. Fordham; vs. Buffalo; vs. Northwestern; at Minn.
Passing Yards	304 vs. Fordham	232 at Illinois
Total Plays	95 vs. Fordham	58 vs. Purdue
Total Yards	657 vs. Northwestern	361 vs. Ohio State
Possession Time	37:28 at Michigan State	21:22 vs. Purdue
Fumbles	4 vs. Fordham	0 at Minnesota
Fumbles Lost	2 vs. Fordham	0 vs. Northwestern; at Minnesota; Purdue
Turnovers	4 vs. Purdue	0 vs. Northwestern; at Minnesota
Turnover Margin	+2 at Minnesota	-4 vs. Purdue
Penalties	9 vs. Buffalo	2 vs. Fordham
Yards Penalized	71 vs. Buffalo	15 vs. Fordham
Sacks By-Yards Lost	4-38 vs. Northwestern	0-0 vs. Buffalo; at Oklahoma
Team Tackles for Loss-Yards	9.0-28 at Illinois; 9.0-36 at Michigan State	2.0-20 vs. Michigan

NEBRASKA INDIVIDUAL OFFENSIVE HIGHS

Most Rushing Attempts	20; Adrian Martinez at Michigan State
Most Net Rushing Yards	129; Jaquez Yant vs. Northwestern
Most Rushing TDs	3; Adrian Martinez vs. Northwestern
Longest TD Run	75; Adrian Martinez at Illinois
Longest Run, No TD	71; Adrian Martinez vs. Buffalo
Most Pass Attempts	34; Adrian Martinez at Michigan State
Most Completed Passes	24; Adrian Martinez at Michigan State
Most Passing Yards	291; Adrian Martinez vs. Michigan
Most Passing TDs	3; Adrian Martinez vs. Michigan
Longest TD Pass	72; Adrian Martinez to Samori Toure vs. Ohio State
Longest Pass, No TD	70; Adrian Martinez to Samori Toure vs. Northwestern
Most Pass Receptions	8; Samori Toure vs. Fordham
Most Receiving Yards	150; Samori Toure vs. Ohio State
Most TD Receptions	2; Samori Toure vs. Buffalo
Most Total Offense Attempts	54; Adrian Martinez at Michigan State (20 rush, 34 passes)
Most Total Offense Yards	356; Adrian Martinez vs. Buffalo (112 rush, 242 pass)
Most All-Purpose Attempts	23; Rahmir Johnson vs. Michigan
Most All-Purpose Yards	171; Rahmir Johnson vs. Michigan
Most Touchdowns Scored	3; Adrian Martinez vs. Northwestern

NEBRASKA INDIVIDUAL SPECIAL TEAMS HIGHS

Most Field Goals Attempted	3; Connor Culp vs. Buffalo; at Oklahoma; Chase Contreras vs. Ohio State
Most Field Goals Made	2; Connor Culp at Illinois; at Michigan State
Longest Field Goal Made	51; Connor Culp at Oklahoma
Longest Field Goal Attempted	51; Connor Culp at Oklahoma
Longest Punt Return, TD	None
Longest Punt Return, No TD	11; Oliver Martin vs. Purdue
Most Punt Return Yardage	11; Oliver Martin vs. Purdue
Longest Kickoff Return, TD	None
Longest Kickoff Return, No TD	20; Zach Weinmaster vs. Purdue
Longest Blocked Punt, TD	None
Longest Blocked Field Goal Return	None
Most Kickoff Return Yardage	35; Zavier Betts vs. Fordham
Most Punts	8; William Przystup vs. Ohio State (43.1 avg)
Highest Punting Average	84.0; William Przystup vs. Northwestern (1 punt)
Longest Punt	84; William Przystup vs. Northwestern
Most Blocked Field Goals	1; Marquel Dismuke vs. Fordham; Cam Taylor-Britt at Michigan State
Most Blocked Punts	None
Most Blocked PAT	None

NEBRASKA INDIVIDUAL DEFENSIVE HIGHS

Most Total Tackles	19; Luke Reimer (12 solo, 7 asst.) vs. Purdue
Most Solo Tackles	10; Luke Reimer vs. Purdue
Most Tackles for Loss	3.0; JoJo Domann vs. Northwestern
Most Yards Lost	28; JoJo Domann vs. Northwestern (3.0 TFL)
Most Quarterback Sacks	2.0; Pheldarius Payne at Illinois (11 yards); JoJo Domann vs. Northwestern (19 yards)
Most Yards Lost	19; JoJo Domann vs. Northwestern (2.0 sacks)
Most Pass Breakups	3; Cam Taylor-Britt vs. Michigan
Most Interceptions	2; Deontai Williams vs. Fordham
Longest Interception TD Return	None
Longest Interception Return, No TD	22; Luke Reimer vs. Buffalo
Longest Fumble TD Return	None
Longest Fumble Return, No TD	None



OPPONENT STATISTICAL HIGHS AND LOWS

OPPONENT TOTALS	HIGHS	LOWS
Points Scored	32 vs. Michigan	3 vs. Buffalo
First Downs	26 vs. Michigan	12 vs. Fordham; at Michigan State
Rushing Attempts	48 at Illinois	26 vs. Northwestern
Rushing Yards	204 vs. Michigan	37 vs. Northwestern
Passes Attempted	50 vs. Buffalo	19 at Illinois
Passes Completed	34 vs. Purdue	14 at Michigan State
Had Intercepted	3 vs. Fordham	0 at Illinois; at Oklahoma
Passing Yards	405 vs. Ohio State	159 at Illinois
Total Plays	84 vs. Ohio State	53 at Michigan State
Total Yards	495 vs. Ohio State	254 at Michigan State
Possession Time	38:38 vs. Purdue	22:32 at Michigan State
Fumbles	1 Five times	0 Five Times
Fumbles Lost	1 at Illinois; vs. Northwestern	0, Seven Times
Turnovers	3 vs. Fordham	0 at Oklahoma
Turnover Margin	+1 at Oklahoma; at Michigan State; Michigan	-2 at Minnesota
Penalties	10 vs. Buffalo	2 vs. Fordham
Yards Penalized	88 vs. Buffalo	10 vs. Fordham
Sacks By-Yards Lost	7-34 at Michigan State	0-0 vs. Buffalo; vs. Northwestern
Team Tackles for Loss-Yards	11-38 at Michigan State	2-4 vs. Northwestern

OPPONENT INDIVIDUAL HIGHS

Most Yards Rushing	127; Bryce Williams (Minnesota)
Most Rushing Attempts	21; Kevin Marks (Buffalo); Hassan Haskins (Michigan); TreVeyon Henderson (Ohio State)
Most Yards Passing	405; C.J. Stroud (Ohio State)
Most Passing Attempts	54; C.J. Stroud (Ohio State)
Most Pass Completions	36; C.J. Stroud (Ohio State)
Most Pass Receptions	15; Jaxon Smith-Njigba (Ohio State)
Most Yards Receiving	240; Jaxon Smith-Njigba (Ohio State)

OPPONENT INDIVIDUAL LONGEST PLAYS

Rush	56*; Bryce Williams (Minnesota)
Pass	75; C.J. Stroud to Jaxon Smith-Njigba (Ohio State)
Field Goal	46; Noah Ruggles-2x (Ohio State)
Punt Return	62*; Jayden Reed (Michigan State)
Kickoff Return	41; Jayden Reed (Michigan State)
Fumble Return	41*; Calvin Hart Jr. (Illinois)
Interception Return	62; Chester Kimbrough (Michigan State)
Punt	81; Kyle Vantrease (Buffalo)

*-Indicates touchdown scored

ILLINOIS 30, NEBRASKA 22

SCORE BY QUARTERS	1	2	3	4	OT	FINAL
Nebraska	0	9	7	6		22
Illinois	2	14	14	0		30

SCORING SUMMARY

QTR	TEAM	TIME	SCORE
1st	ILL	04:07	Joseph safety
2nd	NEB	14:25	Stapp 2 yd run (kick failed)
2nd	NEB	09:15	Culp 27 yd field goal
2nd	ILL	02:51	Epstein 1 yd run (McCourt kick)
2nd	ILL	00:37	Hart Jr. 41 yd fumble return (McCourt kick)
3rd	ILL	06:56	Ford 2 yd pass from Sitkowski (McCourt kick)
3rd	ILL	04:01	Williams 1 yd pass from Sitkowski (McCourt kick)
3rd	NEB	03:48	Martinez 75 yd run (Culp kick)
4th	NEB	02:41	Martin 4 yd pass from Martinez (kick failed)

Champaign, Ill. (Aug. 28) - Nebraska rallied from a 21-point deficit late in the third quarter to pull within a touchdown, but Illinois held on for a 30-22 season-opening victory on Saturday afternoon.

The Huskers outgained the Fighting Illini (392-326), but a pair of pivotal second-quarter plays - a roughing the passer penalty and an Adrian Martinez fumble that led to a 41-yard scoop and score - to erase an early 9-2 lead.

Trailing 30-9, Martinez started the comeback with a 75-yard scoring run to make it 30-16 late in the third quarter. In the fourth quarter, Martinez engineered a 19-play, 91-yard drive capped by his four-yard touchdown pass to Oliver Martin with 2:41 left.

The Nebraska defense got a crucial stop with one minute left in the game to give Martinez and the offense one last shot to send the game to overtime. But Nebraska was unable to mount a scoring drive as time expired.

Martinez finished with 232 yards on 16-of-32 passing with one touchdown and no interceptions, while adding 111 rushing yards on 17 carries. Martin hauled in six catches for a career-high 103 yards and a touchdown.

The Huskers trailed 2-0 at the end of the first quarter after Cam Taylor-Britt was ruled down in the end zone when his left knee touched after fielding a long punt and retreating all the way to the goal line before slipping to the turf.

Nebraska answered early in the second quarter with the two-yard touchdown run by Markese Stepp, on a drive that also featured a 30-yard reception by Stepp out of the backfield, as NU went 63 yards on seven plays. After a 3-and-out, Nebraska took over at its own 31 and a 43-yard pass from Martinez to Martin moved the Huskers into scoring position. However, the drive stalled at the Illinois 9, and Culp kicked a 27-yard field goal to put NU up 9-2.

Perhaps the game's most pivotal play occurred on the ensuing Illinois drive. On 3rd-and-7 at the Illinois 44, Caleb Tannor hit quarterback Artur Sitkowski in the chest just as Sitkowski released the ball. The pass was intercepted by Taylor-Britt, but Tannor was flagged for both roughing the passer and unsportsmanlike conduct, giving the Illini the ball back and a 30-yard gain to the Nebraska 24. Seven plays later, Mike Epstein, who led Illinois with 75 yards rushing, found paydirt on a one-yard blast to tie the game with 2:51 left in the half.

After an Illinois turnover, Nebraska took over at its own 39 with 58 seconds left. On 3rd-and-2 at the NU 47, Martinez was sacked from behind by Keith Randolph Jr., who knocked the ball loose. It was scooped up by Calvin Hart Jr., who raced 41 yards into the end zone to give the Illini a 16-9 halftime lead.

Illinois seized control on the opening drive of the second half with a 14-play, 75-yard march that consumed 8:04. Sitkowski went 4-for-4 for 30 yards on the drive, including a two-yard pass to Luke Ford to put the Illini up 23-9. Illinois extended the lead by going 47 yards on three plays on its next drive, highlighted by a 45-yard Sitkowski pass to Deuce Spann, before Sitkowski's one-yard toss to Isaiah Williams made it 30-7. Sitkowski finished 12-for-15 passing for 124 yards and two touchdowns in relief.

TEAM STATISTICS

	NEB	ILL
FIRST DOWNS	19	18
RUSHES-YARDS (NET)	39-160	48-167
PASSING YDS (NET)	232	159
Passes Att-Comp-Int	32-16-0	19-15-0
TOTAL OFFENSE PLAYS-YARDS	71-392	67-326
Fumble Returns-Yards	0-0	0-0
Punt Returns-Yards	0-1	0-7
Kickoff Returns-Yards	2-30	1-9
Interception Returns-Yards	0-0	0-0
Punts (Number-Avg)	5-34.4	6-45.3
Fumbles-Lost	2-1	1-1
Penalties-Yards	5-67	3-40
Possession Time	25:05	34:55
Third-Down Conversions	5 of 14	6 of 13
Fourth-Down Conversions	1 of 2	0 of 0
Red-Zone Scores-Chances	3-3	3-3
Sacks By: Number-Yards	3-17	5-35

RUSHING: ILL-Epstein, Mike 16-75; Love III, Reggie 12-45; Brown, Chase 5-24; Norwood, Jakari 3-16; Hayden, Chase 4-12; Williams, Isaiah 2-8; Sitkowski, Artur 3-4; TEAM 1--2; Peters, Brandon 2--15. **NEB-**Martinez, Adrian 17-111; Ervin Jr., Gabe 12-33; Johnson, Rahmir 4-11; Stepp, Markese 3-10; Toure, Samori 2-9; TEAM 1--14.

PASSING: ILL-Sitkowski, Artur 12-15-0-124-2; Peters, Brandon 3-4-0-35-0. **NEB-**Martinez, Adrian 16-32-0-232-1

RECEIVING: ILL-Williams, Isaiah 6-41; Ford, Luke 3-30; Washington, Case 2-13; Spann, Deuce 1-45; Navarro, Donny 1-21; Norwood, Jakari 1-7; Epstein, Mike 1-2. **NEB-**Martin, Oliver 6-103; Toure, Samori 3-37; Manning, Omar 2-26; Allen, Austin 2-23; Liewer, Wyatt 2-13; Stepp, Markese 1-30

INTERCEPTIONS: ILL-None. **NEB-**None

FUMBLES: ILL-Navarro, Donny 1-1; **NEB-**Martinez, Adrian 1-1; TEAM 1-0

TACKLES: ILL-Adams, Tony 10-1. **NEB-**Henrich, Nick 4-7

NEBRASKA 52, FORDHAM 7

SCORE BY QUARTERS	1	2	3	4	FINAL
Fordham	0	7	0	0	7
Nebraska	7	17	14	14	52

SCORING SUMMARY

QTR	TEAM	TIME	SCORE
1st	NEB	03:59	Martinez 4 yd run (Culp kick)
2nd	FORD	14:14	Kokosioulis 31 yd pass from DeMorat (Leinenweber kick)
2nd	NEB	11:36	Culp 39 yd field goal
2nd	NEB	03:56	Martinez 4 yd run (Culp kick)
2nd	NEB	00:29	Morrison 1 yd run (Culp kick)
3rd	NEB	08:24	Brewington 2 yd pass from Martinez (Culp kick)
3rd	NEB	03:58	Toure 8 yd run (Culp kick)
4th	NEB	14:26	Morrison 6 yd run (Culp kick)
4th	NEB	01:43	Scott III 6 yd run (Culp kick)

Lincoln (Sept. 4) - Nebraska produced a dominant and balanced performance with more than 300 yards rushing and passing on its way to a 52-7 win over Fordham.

Adrian Martinez completed 17-of-23 passes for 254 yards and one touchdown, while adding eight carries for 33 yards and two more scores. He piloted a Husker offense that rolled up well over 600 yards of total offense, including 329 rushing and 304 passing yards.

Markese Stepp led the Big Red ground game with 101 yards on 18 carries, while Sevon Morrison rushed for two TDs. Samori Toure pitched in a big game for Nebraska with eight receptions for 133 yards, while adding three carries for 35 yards, including a touchdown run. Martinez helped the Huskers build a 38-7 lead midway through the third quarter, before Logan Smothers led the Huskers on its final two TD drives.

Overall, Nebraska rushed the ball 65 times and the Husker rushing total likely would have been far greater if not for an historic defensive performance by Fordham's Ryan Greenhagen, who set a NU opponent record with 30 tackles. His tackle total tied the Memorial Stadium record set by Husker Clete Pillen against Oklahoma State on Nov. 6, 1976.

Nebraska's defense surrendered just 292 total yards on the afternoon, holding Fordham to 129 rushing yards on 28 carries. The Rams managed 163 passing yards, as Tim DeMorat completed 18-of-30 passes but was intercepted three times by the Blackshirts. Deontai Williams pulled down two of the interceptions while JoJo Domann snagged the other interception as all three turnovers led to NU scores.

Nebraska took a 7-0 lead on Martinez's first quarter four-yard touchdown run before Fordham tied the score on DeMorat's 31-yard touchdown pass to Fotis Kokosioulis with 14:14 left in the first half.

After that, it was all Huskers. Connor Culp put Nebraska on top less than three minutes later with his 39-yard field goal to make it 10-7. Martinez then pushed NU's lead to 17-7 with his second four-yard scoring run of the day. The Big Red's lead grew to 24-7 at the half after Morrison's one-yard touchdown blast with 29 seconds remaining in the half.

Nebraska's defense continued to put the clamps down on the Rams before Martinez connected with Chancellor Brewington on a two-yard touchdown pass to make it 31-7 with 8:24 left in the third. NU extended the margin to 38-7 less than five minutes later when Toure took an option pitch from Martinez and scored from eight yards.

TEAM STATISTICS

	FOR	NEB
FIRST DOWNS	12	34
RUSHES-YARDS (NET)	28-129	65-329
PASSING YDS (NET)	163	304
Passes Att-Comp-Int	30-18-3	30-21-0
TOTAL OFFENSE PLAYS-YARDS	58-292	95-633
Fumble Returns-Yards	1-4	0-0
Punt Returns-Yards	0-0	1-1
Kickoff Returns-Yards	0-0	2-35
Interception Returns-Yards	0-0	3-11
Punts (Number-Avg)	6-36.2	2-40.0
Fumbles-Lost	0-0	4-2
Penalties-Yards	2-15	2-10
Possession Time	23:39	36:21
Third-Down Conversions	2 of 13	12 of 19
Fourth-Down Conversions	1 of 4	4 of 4
Red-Zone Scores-Chances	0-0	8-8
Sacks By: Number-Yards	1-2	1-4

RUSHING: FOR- Wilson III, Trey 13-75; Davis, Zach 6-37; Kokosioulis, Fotis 2-8; Feria, Antonio 2-5; DeMorat, Tim 4-5; TEAM 1--1. **NEB-**Stepp, Markese 18-101; Smothers, Logan 4-36; Toure, Samoei 3-35; Martinez, Adrian 8-33; Morrison, Sevon 9-31; Scott III, Marvin 6-30; Yant, Jaquez 5-25; Johnson, Rahmir 5-19; Ervin Jr., Gabe 6-17; Jewett, Cooper 1-2

PASSING: FOR-DeMorat, Tim 17-29-3-165-1; Leinenweber, Nick 1-1-0-2-0. **NEB-**Martinez, Adrian 17-23-0-254-1; Smothers, Logan 4-7-0-50-0.

RECEIVING: FOR- Carter, Dequece 5-69; El-Zayat, Hamze 4-37; Kokosioulis, Fotis 3-30; Wilson III, Trey 2-7; Cody, Garrett 1-11; Wright, MJ 1-6; Davis, Zach 1-5; Diodato, Anthony 1--2. **NEB-**Toure, Samori 8-133; Allen, Austin 4-61; Manning, Omar 3-54; Brewington, Chancellor 2-8; Betts, Zavie 1-30; Brown, Alante 1-11; Falck, Levi 1-8; Morrison, Sevon 1--1

INTERCEPTIONS: FOR-None. **NEB-**Williams, Deontai 2-11; Domann, JoJo 1-0

FUMBLES: FOR-None. **NEB-**Taylor-Britt, Cam 1-1; Smothers, Logan 1-1; Belt, Brody 1-0; Martinez, Adrian 1-0.

TACKLES: FOR-Greenhagen, Ryan 13-17. **NEB-**Domann, JoJo 3-2; Newsome, Quinton 3-2

NEBRASKA 28, BUFFALO 3

SCORE BY QUARTERS	1	2	3	4	FINAL
Buffalo	0	0	3	0	3
Nebraska	0	14	0	14	28

SCORING SUMMARY

QTR	TEAM	TIME	SCORE
2nd	NEB	06:56	Ervin Jr. 2 yd run (Culp kick)
2nd	NEB	00:34	Toure 68 yd pass from Martinez (Culp kick)
3rd	BUFF	09:17	McNulty 45 yd field goal
4th	NEB	14:47	Ervin Jr. 1 yd run (Culp kick)
4th	NEB	05:53	Toure 68 yd pass from Martinez (Culp kick)

Lincoln (Sept. 11) - Nebraska limited Buffalo to one score, while Adrian Martinez accounted for over 350 yards of total offense in a 28-3 victory over Buffalo.

Martinez completed 13-of-19 passes for 242 yards, including a pair of 68-yard touchdown passes to Samori Toure. The first came with 34 seconds left in the half to give NU a 14-0 lead, while the second one iced the game with just under six minutes remaining.

The game was scoreless until the second quarter when Martinez unleashed a spectacular 71-yard scamper inside the Buffalo 5-yard line. That run set up a 2-yard run by Gabe Ervin Jr., the first of two touchdowns by the freshman.

Martinez finished the first half 7-of-9 through the air for 116 yards, while carrying the ball six times for 110 yards. He finished the game with 354 total yards on 28 attempts, including nine carries for 112 yards.

Nebraska's final margin could have been greater had Martinez's apparent 26-yard touchdown pass to Toure on 4th and 3 on the fourth play of the second quarter not been called back because of an offensive pass interference penalty. Later in the second quarter, an apparent 56-yard touchdown pass to Zavier Betts was wiped off by a holding call on the offensive line. The Huskers also had an apparent touchdown taken off the board on their final drive when quarterback Logan Smothers pitched the ball down the 11-yard line on an option to Will Nixon, who sprinted into the end zone. An illegal forward pass was called, and the call stood upon an official review.

None of the adversity appeared to shake the Blackshirts, who got a huge play in the fourth quarter to help the Huskers take complete control of the outcome.

Linebacker Luke Reimer deflected a pass by Kyle Vantrease that bounded into the air. Reimer adjusted to the ball and plucked it from the air and returned it to the Buffalo 1, setting up Ervin's second score to make it 21-3 with 14:47 left.

Reimer finished with a huge game that included a game and career-high 16 tackles, including seven solo stops, to go along with his interception. Fellow linebacker Nick Henrich added eight tackles and a pair of hurries, while JoJo Domann contributed five stops, including a TFL, and a hurry of his own.

Ervin finished with 10 carries for 56 yards and two scores, while Sevon Morrison contributed eight carries for 24 yards. Overall the Huskers amassed 220 rushing yards on 41 carries, while adding 296 yards through the air, including a 54-yard connection between Smothers and tight end Chris Hickman on the final drive.

Hickman finished with career highs of three receptions for a career-high 90 yards. Toure finished with two receptions for 136 yards on his two 68-yard touchdown catches, marking his second straight 100-yard receiving day.

TEAM STATISTICS

	BUFF	NEB
FIRST DOWNS	19	19
RUSHES-YARDS (NET)	33-135	41-231
PASSING YDS (NET)	224	296
Passes Att-Comp-Int	50-27-1	20-14-0
TOTAL OFFENSE PLAYS-YARDS	83-359	61-527
Fumble Returns-Yards	0-0	0-0
Punt Returns-Yards	0-0	0--3
Kickoff Returns-Yards	2-39	0-0
Interception Returns-Yards	0-0	1-22
Punts (Number-Avg)	6-47.7	5-36.0
Fumbles-Lost	1-0	1-1
Penalties-Yards	10-88	9-71
Possession Time	32:00	28:00
Third-Down Conversions	11 of 22	8 of 15
Fourth-Down Conversions	0 of 2	0 of 0
Red-Zone Scores-Chances	1-2	2-4
Sacks By: Number-Yards	0-0	0-0

RUSHING: BUFF-Marks, Kevin 21-85; McDuffie, Dylan 7-46; Cook, Ron 4-4; Vantrease, Kyle 1-0. **NEB-**Martinez, Adrian 9-115; Ervin Jr., Gabe 10-58; Morrison, Sevon 8-24; Stepp, Markese 9-20; Johnson, Rahmir 4-9; Smothers, Logan 1-2

PASSING: BUFF-Vantrease, Kyle 27-50-1-224-0-21. **NEB-**Martinez, Adrian 13-19-0-242-2; Smothers, Logan 1-1-0-54-0

RECEIVING: BUFF-Williams, Quian 8-93; Ruiz, Jovany 4-33; Johnson, Dominic 3-35; Cook, Ron 3-15; Marks, Kevin 3-5; Stephens, Tyler 2-26; Laborn, Khamran 2-2; McDuffie, Dylan 1-8; Gassett, Jamari 1-7. **NEB-**Hickman, Chris 3-90; Toure, Samori 2-136; Betts, Zavier 2-21; Ervin Jr., Gabe 2-6; Belt, Brody 1-16; Brewington, Chancellor 1-12; Allen, Austin 1-8; Boerkircher, Nate 1-7; Morrison, Sevon 1-0

INTERCEPTIONS: BUFF-None. **NEB-**Reimer, Luke 1-22

FUMBLES: BUFF-Team 2-0. **NEB-**Team 1-1

TACKLES: BUFF- Patterson, James 5-7. **NEB-**Reimer, Luke 7-9

NO. 3 OKLAHOMA 23, NEBRASKA 16

SCORE BY QUARTERS	1	2	3	4	FINAL
Nebraska	3	0	6	7	16
Oklahoma	7	0	9	7	23

SCORING SUMMARY

QTR	TEAM	TIME	SCORE
1st	OU	08:02	Rattler 1 yd run (Brkic kick)
1st	NEB	01:21	Culp 51 yd field goal
3rd	OU	03:50	Hall 1 yd pass from Rattler (Brkic kick)
3rd	NEB	00:08	Martinez 4 yd run (kick failed)
3rd	OU	00:08	Fields 100 yd extra point return
4th	OU	10:24	Brooks 2 yd run (Brkic kick)
4th	NEB	05:38	Manning 21 yd pass from Martinez (Culp kick)

Norman, Okla. (Sept. 18) - Nebraska took No. 3 Oklahoma down to the wire in Norman, but came up just short in a 23-16 setback to the Sooners.

The Huskers held a high-powered Oklahoma offense in check for most of the day, limiting the Sooners to 408 yards of total offense, including 214 through the air. Nebraska nearly matched OU yard-for-yard, managing 384 total yards, including 289 through the air.

Oklahoma survived by converting three drives into touchdowns and adding a defensive two-point conversion after a blocked Nebraska extra-point attempt late in the third quarter. The Huskers were able to answer with two touchdowns and a career-long 51-yard field goal from Connor Culp.

Nebraska's Blackshirts kept the Huskers in it on the road with outstanding performances. JoJo Domann led the Huskers with 12 tackles and a pass breakup, while Deontai Williams added nine stops and a quarterback hurry.

Spencer Rattler marched the Sooners 75 yards on 14 plays in just under seven minutes to open the game. Rattler capped the drive on a one-yard plunge to five OU a 7-0 lead. Nebraska answered with Culp's 51-yard field goal after a 14-play drive of its own to make it 7-3 at the end of the first quarter.

Nebraska started the second half with the ball and marched into field goal range before the drive stalled in the red zone. The Huskers attempted a 35-yard field goal that missed wide left.

The Sooners then put together another long drive, covering 80 yards in 10 plays on a march that took 5:29 and was capped by Rattler's one-yard touchdown pass to Jeremiah Hall to take a 14-3 lead with 3:50 left in the third quarter. Rattler finished 24-of-34 for 214 yards and one touchdown through the air.

Nebraska answered with eight seconds left in the third on Adrian Martinez's four-yard touchdown run to cap a nine-play, 75-yard drive to cut the margin to 14-9. But NU's extra-point try was blocked and picked up on the run by Patrick Fields, who returned it 100 yards to put the Sooners up 16-9.

Oklahoma firmed its grip on victory on a 12-play, 65-yard drive that resulted in a two-yard touchdown run by Kennedy Brooks that put the Sooners up 23-9 with 10:24 left.

Nebraska fought back, as Martinez then found Omar Manning streaking across the middle of the end zone for a touchdown to cut OU's lead to 23-16.

After Nebraska's touchdown, Oklahoma misplayed the kickoff, as Marvin Mims scooped up the ball at the OU 8 and dove out of bounds. But the Sooners strung together three first downs to cross into Nebraska territory and chew up more than four minutes off the clock before the Blackshirts forced a Sooner punt on 4th-and-5 at the NU 48.

Trailing by a touchdown, Nebraska got the ball back with just under a minute left in the game but was unable to move down the field without any timeouts.

Martinez finished 19-of-25 for 289 yards and a touchdown through the air in the game but was sacked five times.

TEAM STATISTICS

	NEB	OU
FIRST DOWNS	18	21
RUSHES-YARDS (NET)	38-95	35-194
PASSING YDS (NET)	289	214
Passes Att-Comp-Int	25-19-1	34-24-0
TOTAL OFFENSE PLAYS-YARDS	63-384	69-408
Fumble Returns-Yards	0-0	0-0
Punt Returns-Yards	0-10	0-0
Kickoff Returns-Yards	1-12	2-31
Interception Returns-Yards	0-0	1-0
Punts (Number-Avg)	2-50.0	4-39.2
Fumbles-Lost	0-0	0-0
Penalties-Yards	8-70	7-70
Possession Time	29:10	30:50
Third-Down Conversions	6 of 14	6 of 11
Fourth-Down Conversions	1 of 3	0 of 0
Red-Zone Scores-Chances	2-4	3-3
Sacks By: Number-Yards	0-0	5-28

RUSHING: OU-Gray, Eric 15-84; Brooks, Kennedy 14-75; Rattler, Spencer 6-35 **NEB-**Johnson, Rahmir 11-42; Martinez, Adrian 17-34; Ervin Jr., Gabe 9-18 Morrison, Sevon 1-1.

PASSING: OU-Rattler, Spencer 24-34-0-214-1. **NEB-**Martinez, Adrian 19-25-1-289-1

RECEIVING: OU-Haselwood, Jadon 6-61; Williams, Mario 3-29; Woods, Mike 3-24; Hall, Jeremiah 3-1; Mims, Marvin 2-32; Stoops, Drake 2-31; Jackson, Cody 2-14; Willis, Brayden 1-11; Stogner, Austin 1-9; Gray, Eric 1-2. **NEB-**Allen, Austin 6-43; Betts, Zavier 3-61; Johnson, Rahmir 3-48; Toure, Samori 3-27; Manning, Omar 2-52; Vokolek, Travis 1-38; Falck, Levi 1-20

INTERCEPTIONS: OU-Graham, D.J. 1-0. **NEB-**None

FUMBLES: OU-None. **NEB-**None

TACKLES: OU-White, DaShaun 5-5. **NEB-**Domann, JoJo 7-5

NO. 20 MICHIGAN ST. 23, NEBRASKA 20

SCORE BY QUARTERS	1	2	3	4	OT	FINAL
Nebraska	0	10	3	7	0	20
Michigan St.	0	13	0	7	3	23

SCORING SUMMARY

QTR	TEAM	TIME	SCORE
2nd	MSU	14:08	Reed 35 yd pass from Thorne (Coghlin kick)
2nd	NEB	11:22	Culp 28 yd field goal
2nd	MSU	08:20	Coghlin 26 yd field goal
2nd	NEB	04:20	Martinez 12 yd rush (Culp kick)
2nd	MSU	01:03	Coghlin 27 yd field goal
3rd	NEB	09:10	Culp 28 yd field goal
4th	NEB	07:29	Martinez 3 yd rush (Culp kick)
4th	MSU	03:47	Reed 62 yd punt (Coghlin kick)
OT	MSU	0:00	Coghlin 21 yd field goal

East Lansing, Mich. (Sept. 25) - Nebraska held Michigan State without a first down in second-half regulation, but the Huskers fell 23-20 in overtime to No. 20 Michigan State.

The Blackshirts held Michigan State scoreless in the second half and led 20-13 before Jayden Reed's 62-yard punt return with 3:47 remaining tied the score. At the time, the defense had held unbeaten Michigan State to five total yards of offense in the second half.

Adrian Martinez, who completed 24-of-34 passes for 244 yards in the game and rushed 21 times for 72 yards including both of Nebraska's scores, threw a third-down interception on NU's opening possession of overtime.

The Blackshirts gave up their only first down after halftime on Kenneth Walker III's 23-yard run to the NU 2 on MSU's first offensive play after the interception. But the defense backed Walker and the Spartans up one yard on the next two plays before Matt Coghlin kicked a 21-yard game-winning field goal.

Nebraska trailed 13-10 at halftime before tying the game on Connor Culp's second field goal of the game to cap a 14-play, 60-yard drive.

The Huskers continued to build offensive momentum as Martinez jogged into the end zone early in the fourth quarter to cap an 11-play, 80-yard drive to give Nebraska its first lead of the game at 20-13 with 7:29 left in regulation.

The Blackshirts continued to dominate, forcing three-and-outs by Michigan State on every second-half possession.

The massive edges in special teams and return yardage (320 yards) were enough to overcome Nebraska's edge in total offense, which was 442-254 on the night.

In addition to 316 yards of total offense from Martinez for the Huskers, Rahmir Johnson led all rushers in the game with 19 carries for 76 yards. Zavier Betts led the Husker receivers with five catches for 62 yards, while Samori Toure had five receptions for 42 yards.

Reed did the most damage for the Spartans in the game, hauling in four receptions for 59 yards including a 35-yard touchdown catch on a second-quarter flea-flicker that gave the Spartans a 7-0 lead. Reed also had two kick returns for 69 yards and totaled 192 all-purpose yards.

The Blackshirts completely shut down MSU quarterback Payton Thorne in the second half, as he finished with 14 completions on 23 attempts for 183 yards in the game. Nebraska held Walker to 39 yards on 16 carries in regulation.

Luke Reimer led the Blackshirts with 11 total tackles, including 1.5 tackles for loss and a half-sack. Nick Henrich pitched in nine stops and half a sack, while Garrett Nelson was a disruptive force in the second half and finished with six tackles and two tackles for loss with one sack.

TEAM STATISTICS

	NEB	MSU
FIRST DOWNS	26	12
NET YARDS RUSHING	50-194	30-71
NET YARDS PASSING	248	183
Completions-Attempts-Int	25-36-1	14-23-1
TOTAL OFFENSE YARDS	86-442	53-254
Fumble Returns-Yards	0-0	0-0
Punt Returns-Yards	1-(-1)	1-62
Kickoff Returns-Yards	1-13	3-84
Interceptions-Yards	1-0	1-62
Punts (Number-Avg.)	7-32.4	6-58.8
Fumbles-Lost	2-1	0-0
Penalties-Yards	6-40	5-44
Possession Time	27:38	22:32
Third-Down Conversions	7 of 20	1 of 10
Fourth-Down Conversions	2 of 2	0 of 1
Red-Zone Scores-Chances	4-5	3-3
Sacks By: Number-Yards	3-18	7-34

RUSHING: MSU-Walker III, Kenneth 19-61; Simmons, Jordon 3-13; Reed, Jayden 1-2; Thorne, Payton 7--5. **NEB**-Johnson, Rahmir 19-76; Martinez, Adrian 21-72; Morrison, Sevion 3-15; Falck, Levi 0-12; Smothers, Logan 3-11; Toure, Samori 1-4; Belt, Brody 1-3; Stepp, Markese 1-2; Manning, Omar 1-1

PASSING: MSU-Thorne, Payton 14-23-1 183 1. **NEB**-Martinez, Adrian 24-34-1-244-0; Smothers, Logan 1-2-0-4-0

RECEIVING: MSU-Mosley, Tre 6-70; Reed, Jayden 4-59; Heyward, Connor 2-39; Joiner, Harold 1-9; Simmons, Jordon 1-6. **NEB**-Betts, Zavier 5-62; Toure, Samori 5-42; Allen, Austin 4 28; Manning, Omar 4-16; Vokolek, Travis 2-29; Johnson, Rahmir 2-11; Belt, Brody 1-24; Falck, Levi 1-22; Morrison, Sevion 1-14

INTERCEPTIONS: MSU-Kimbrough, Chester 1-62. **NEB**-Dismuke, Marquel 1-0

FUMBLES: MSU-None. **NEB**-Toure, Samori 1-0; Martinez, Adrian 1-1

TACKLES: MSU-Henderson, Xavier 10-7. **NEB**-Reimer, Luke 6-5

NEBRASKA 56, NORTHWESTERN 7

SCORE BY QUARTERS	1	2	3	4	FINAL
Northwestern	7	0	0	0	7
Nebraska	21	14	14	7	56

SCORING SUMMARY

QTR	TEAM	TIME	SCORE
1st	NEB	14:10	Martinez 1 yd run (Culp kick)
1st	NEB	09:19	Martinez 1 yd run (Culp kick)
1st	NEB	04:14	Martinez 25 yd run (Culp kick)
1st	NU	01:37	Robinson Jr. 28 yd pass from Hilinski (Kuhbander kick)
2nd	NEB	12:37	Johnson 5 yd run (Culp kick)
2nd	NEB	00:42	Johnson 9 yd run (Culp kick)
3rd	NEB	13:48	Betts 83 yd run (Culp kick)
3rd	NEB	09:16	Toure 38 yd pass from Martinez (Culp kick)
4th	NEB	09:44	Morrison 4 yd run (Culp kick)

Lincoln (Oct. 2) - Nebraska racked up 657 yards of total offense en route to a 56-7 rout of Northwestern on Homecoming.

The Huskers churned out 427 yards and seven touchdowns on the ground on its way to their highest scoring output in a conference game since joining the Big Ten. NU's 657 yards were the most against the Wildcats since at least 2005.

Nebraska sprinted to a 21-0 lead in the game's first 11 minutes on the strength of three touchdown runs by Martinez. The Husker quarterback moved Nebraska with his legs and his right arm, while freshman Jaquez Yant also carried a huge load, posting his first career 100-yard game with 127 yards on 13 carries.

Nebraska needed just 50 seconds to strike, as Martinez found Samori Toure for a 70-yard pass on the first play from scrimmage to set up his own scoring run two plays later. On the Huskers' next possession, Yant exploded for a 64-yard burst to send the Big Red up at the Northwestern 4. Two plays later, Martinez sprinted into the end zone from one yard out for the second time in five minutes to put the Big Red up 14-0. After a 3-and-out by the Blackshirts, Nebraska went 64 yards in 11 plays, as Martinez scored on a 25-yard run to make it 21-0 with 4:14 left in the first quarter.

Northwestern got on the scoreboard late in the first quarter, as Ryan Hilinski connected with Stephon Robinson Jr. on a 28-yard scoring strike. Nebraska rolled 75 yards on 10 plays in four minutes capped by Rahmir Johnson's five-yard touchdown run.

Trailing 28-7, the Wildcats had first and goal at the Husker 1-yard line, but the Blackshirts stiffened and JoJo Domann forced a fumble that Deontre Thomas recovered at the 10-yard line. Domann had nine tackles, including three TFLs and two sacks for the Blackshirts.

Nebraska extended its lead right before halftime, as Johnson's second score of the day, a nine-yard run, made it 35-7. The Huskers put the game out of reach early in the third quarter, needing just three offensive plays for a pair of scores.

After the Blackshirts forced a three-and-out on Northwestern's first drive, Zavier Betts took a pitch and sprinted 83 yards around the left end to paydirt to make it 42-7. On the Huskers' next possession, Martinez found Toure, who finished with 108 receiving yards, for a 38-yard strike to extend the lead to 49-7.

Martinez completed 11-of-17 passes for 202 yards in the air, while rushing for 50 yards on eight carries in less than three quarters of work. Johnson added 74 rushing yards and two scores, as NU had 11 rushers and 11 players haul in at least one catch.

TEAM STATISTICS

	NW	NEB
FIRST DOWNS	17	28
RUSHES-YARDS (NET)	26-37	53-427
PASSING YDS (NET)	256	230
Passes Att-Comp-Int	40-25-0	21-15-0
TOTAL OFFENSE PLAYS-YARDS	66-293	74-657
Fumble Returns-Yards	0-0	0-0
Punt Returns-Yards	0-0	0-0
Kickoff Returns-Yards	1-18	0-0
Interception Returns-Yards	0-0	0-0
Punts (Number-Avg)	6-43.5	1-84.0
Fumbles-Lost	3-1	1-0
Penalties-Yards	6-53	4-19
Possession Time	25:55	34:05
Third-Down Conversions	5 of 14	5 of 9
Fourth-Down Conversions	1 of 3	1 of 2
Red-Zone Scores-Chances	0-1	5-6
Sacks By: Number-Yards	0-0	4-38

RUSHING: NW- Hull, Evan 7-31; Tyus III, Anthony 6-29; Clair, Andrew 6-23; Niro III, Raymond 1-1; Hilinski, Ryan 6--47. **NEB**- Yant, Jaquez 13-127; Betts, Zavier 1-83; Johnson, Rahmir 12-74; Martinez, Adrian 8-50; Stepp, Markese 5-29; Morrison, Sevion 5-26; Smothers, Logan 4-20; Masker, Matt 1-13; Weinmaster, Zach 1-4; Jewett, Cooper 1-3; Manning, Omar 1-1; TEAM 1--3

PASSING: NW- Hilinski, Ryan 25-39-0-256-1; Richardson, Carl 0-1-0-0-0. **NEB**- Martinez, Adrian 11-17-0-202-1; Masker, Matt 3-3-0-17-0; Smothers, Logan 1-1-0-11-0.

RECEIVING: NW- Robinson, Jr., Stephon 8-116; Washington, Malik 3-64; Hull, Evan 3-11; Kirtz, Bryce 3-10; Clair, Andrew 2-22; Lang, Marshall 1-11; Hooper-Price, Genson 1-8; Pugh, Trey 1-6; Mangieri, Charlie 1-5; Gill, Jacob 1-3; Niro III, Raymond 1-0. **NEB**- Toure, Samori 2-108; Falck, Levi 3-38; Betts, Zavier 2-13; Manning, Omar 1-28; Belt, Brody 1-11; Boerkircher, Nate 1-7; Martin, Oliver 1-5; Nixon, Will 1-5; Vokolek, Travis 1-5; Liewer, Wyatt 1-5; Johnson, Rahmir 1-5

INTERCEPTIONS: NW- None. **NEB**-None

FUMBLES: NW-Hilinski, Ryan 2-1; Washington, Malik 1-0. **NEB**-Martinez, Adrian 1-0

TACKLES: NW- Joseph, Brandon 4-6; Gallagher, Bryce 3-7. **NEB**-Domann, JoJo 9-1

NO. 9 MICHIGAN 32, NEBRASKA 29

SCORE BY QUARTERS	1	2	3	4	FINAL
Michigan	0	13	6	13	32
Nebraska	0	0	22	7	29

SCORING SUMMARY

QTR	TEAM	TIME	SCORE
2nd	MICH	09:52	Moody 35 yd field goal
2nd	MICH	03:19	Moody 21 yd field goal
2nd	MICH	00:09	Haskins 3 yd run (Moody kick)
3rd	NEB	12:49	Allen 46 yd pass from Martinez (Culp kick)
3rd	MICH	03:36	Haskins 3 yd run (pass failed)
3rd	NEB	01:24	Johnson 41 yd pass from Martinez (Culp kick)
3rd	NEB	00:52	Falck 13 yd pass from Martinez (Martinez run)
4th	MICH	11:21	Corum 29 yd run (Moody kick)
4th	NEB	07:08	Martinez, 5 yd run (Culp kick)
4th	MICH	03:00	Moody, 31 yd field goal
4th	MICH	01:24	Moody, 39 yd field goal

Lincoln (Oct. 9) - Jake Moody's 39-yard field goal with 1:24 remaining lifted No. 9 Michigan to a 32-29 win over Nebraska.

Moody, who went 4-of-4 on field goals, tied the game at 29 with 3:00 remaining. On the Huskers' next possession, Adrian Martinez fumbled while going for a first down and it was returned 19 yards to the NU 18-yard line. The Blackshirts held the Wolverines to a field goal, giving the Huskers a final chance.

The Huskers moved the ball to midfield after a 25-yard pass from Martinez to Samori Toure, but the Wolverines held on downs and escaped Memorial Stadium with a win.

Michigan took a 6-0 lead after a pair of Moody second-quarter field goals before Hassan Haskins' three-yard touchdown run capped an 11-play, 76-yard drive to give the visitors a 13-0 halftime lead.

Nebraska struck quickly to open the second half, going 75 yards in six plays, as Martinez connected with Austin Allen on a 46-yard touchdown pass. The Wolverines answered with a second three-yard scoring run by Haskins with 3:36 left in the third, but Michigan's two-point pass attempt failed.

Nebraska provided another quick-strike answer, as Martinez capped a five-play, 75-yard drive with a 41-yard touchdown pass to Rahmir Johnson to cut the lead to 19-14. Johnson finished with the first 100-yard receiving game of his career, hauling in six receptions for 105 yards, while adding 67 rushing yards.

On Michigan's next possession, Deontai Williams intercepted a Cade McNamara pass and returned it to the UM 13-yard line. On the next play, Martinez hit Levi Falck on a 13-yard touchdown pass to give Nebraska a 20-19 lead with 52 seconds left in the third quarter. Martinez, who threw three TD passes, capped the score with a two-yard run for a two-point conversion to make it 22-19.

Michigan regained the lead on a 10-play, 75-yard drive capped by Blake Corum's 29-yard touchdown run with 11:21 left in the game. Nebraska regrouped and went 75 yards in eight plays, as Martinez's 5-yard run gave NU a 29-26 lead with 7:08 left.

The Wolverines then found another answer with a nine-play, 69-yard drive in 4:01 capped by Moody's 31-yard field goal to tie the game with three minutes left.

In an evenly played game, Michigan finished with 459 yards compared to 431 for the Huskers. Martinez led the offense with 18 completions on 28 attempts for 291 yards and three scores. He added eight carries for 38 yards and another touchdown and his two-point conversion. Haskins led Michigan on the ground with 123 yards and two scores on 21 attempts, while Corum contributed 89 yards and a touchdown on 13 totes.

TEAM STATISTICS	MICH	NEB
FIRST DOWNS	26	19
RUSHES-YARDS (NET)	42-204	32-140
PASSING YDS (NET)	255	291
Passes Att-Comp-Int	39-22-1	28-18-1
TOTAL OFFENSE PLAYS-YARDS	81-459	60-431
Fumble Returns-Yards	0-0	0-0
Punt Returns-Yards	0--8	0-0
Kickoff Returns-Yards	3-57	0-0
Interception Returns-Yards	1-0	1-20
Punts (Number-Avg)	4-50.8	4-47.5
Fumbles-Lost	1-0	2-1
Penalties-Yards	6-55	6-47
Possession Time	34:24	25:36
Third-Down Conversions	6 of 15	3 of 11
Fourth-Down Conversions	0 of 0	1 of 3
Red-Zone Scores-Chances	6-6	2-3
Sacks By: Number-Yards	1-2	2-13

RUSHING: MICH-Haskins, Hassan 21-123; Corum, Blake 13-89; McCarthy, J.J. 3-10; Edwards, Donovan 1-3; **TEAM** 2--6; McNamara, Cade 2--15. **NEB**-Johnson, Rahmir 17-67; Martinez, Adrian 8-38; Toure, Samori 1-16; Yant, Jaquez 4-14; Falck, Levi 1-6; Betts, Zavier 1--1.

PASSING: MICH-McNamara, Cade 22-38-1-255-0; McCarthy, J.J. 0-1-0-0-0. **NEB**-Martinez, Adrian 18-28-1-291-3.

RECEIVING: MICH-Baldwin, Daylen 6-64; Corum, Blake 5-37; Johnson, Cornelius 4-37; Sainristil, Mike 2-52; Schoonmaker, Luke 2-29; All, Erick 2-26 Honigford, Joel 1-10. **NEB**-Johnson, Rahmir 6-105; Toure, Samori 3-37; Falck, Levi 3-31; Allen, Austin 2-59; Martin, Oliver 2-39; Manning, Omar 2-20.

INTERCEPTIONS: MICH-Hill, Dixton 1-0. **NEB**-Williams, Deontai 1-20

FUMBLES: MICH-Henning, A.J. 1-0. **NEB**-Betts, Zavier 1-0; Martinez, Adrian 1-1

TACKLES: MICH- Ross, Josh 1-7. **NEB**-Henrich, Nick 3-12

MINNESOTA 30, NEBRASKA 23

SCORE BY QUARTERS	1	2	3	4	FINAL
Nebraska	3	6	7	7	23
Minnesota	7	14	0	9	30

SCORING SUMMARY

QTR	TEAM	TIME	SCORE
1st	MINN	06:33	Spann-Ford 5 yd pass from Kramer (Trickett kick)
1st	NEB	03:59	Culp 50 yd field goal
2nd	MINN	14:53	Brown-Stephens, 28 yd pass from Morgan (Trickett kick)
2nd	NEB	05:47	Johnson 6 yd run (kick failed)
2nd	MINN	01:53	Autman-Bell 7 yd pass from Morgan (Trickett kick)
3rd	NEB	09:29	Johnson 1 yd run (Culp kick)
4th	MINN	04:45	Otomewo safety
4th	MINN	02:12	Williams 56 yd run (Trickett kick)
4th	NEB	01:12	Allen 9 yd pass from Martinez (Culp kick)

Minneapolis, Minn. (Oct. 16) - Nebraska could not overcome a slow start in a 30-23 loss to Minnesota. The Huskers trailed 21-9 at the half before the Blackshirts led the Huskers on a comeback.

On Minnesota's first possession of the second half, the Gophers drove to the NU 33 before Tanner Morgan's pass was picked off. The Huskers were unable to turn that interception into points, but on Minnesota's next offensive play, Morgan was intercepted again, this time by Deontai Williams - his fourth of the season - to put the Nebraska offense back in business. Rahmir Johnson then turned the Minnesota mistake into points with one-yard run to pull Nebraska within 21-16 with 9:19 left in the third quarter.

The Blackshirts then forced a three-and-out on Minnesota's ensuing drive, setting the Big Red offense up with excellent field position at the Gopher 47. Martinez quickly led Nebraska back to the red zone. The Huskers had first-and-goal and eventually got to the Minnesota 1, but Jaquez Yant was stuffed on fourth down. NU forced another three-and-out, but the Husker offense was unable to convert and missed a 27-yard field goal on the first play of the fourth quarter.

The score remained 21-16 deep into the fourth quarter and Nebraska gained possession with just under five minutes remaining and 89 yards in front of them. But on the first play of the drive, Martinez retreated in the pocket and was corralled in the end zone. He unleashed a ball toward the Minnesota sideline, but there was no Husker receiver in the area and he was flagged for intentional grounding, resulting in a safety. Just over two minutes later, Bryce Williams, who ran for 127 yards on 17 carries, blasted through the line on third-and-short and rumbled 56 yards for a touchdown to make it 30-16.

Nebraska rallied, as the Huskers went 75 yards in a minute, capped by a touchdown pass from Martinez to Austin Allen, who finished with five catches for a career-high 121 yards. NU tried an onside kick, but the Gophers recovered and ran out the clock.

Martinez completed 18-of-33 passes for 241 yards, while Rahmir Johnson led the Nebraska ground game with 11 carries for a career-high 83 yards and a score. Morgan completed 20-of-24 passes for 209 yards and two touchdowns. Chris Autman-Bell led the Minnesota receivers with nine catches for 103 yards and a score, while Mike Brown-Stephens added three receptions for 58 yards and a touchdown of his own.

JoJo Domann and Garrett Nelson led the Blackshirts with eight tackles apiece, while Cam Taylor-Britt, Deontai Williams and Nick Henrich all pitched in seven stops. Taylor-Britt and Williams added the two biggest defensive plays with momentum-changing interceptions, while Taylor-Britt also notched a 12-yard sack to stop another Gopher drive.

TEAM STATISTICS	NEB	MINN
FIRST DOWNS	19	22
RUSHES-YARDS (NET)	31-136	43-182
PASSING YDS (NET)	241	214
Passes Att-Comp-Int	33-18-0	25-21-2
TOTAL OFFENSE PLAYS-YARDS	64-377	68-396
Fumble Returns-Yards	0-0	0-0
Punt Returns-Yards	0-6	0-3
Kickoff Returns-Yards	0-0	2-31
Interception Returns-Yards	2-0	0-0
Punts (Number-Avg)	4-48.2	4-43.2
Fumbles-Lost	0-0	0-0
Penalties-Yards	3-25	3-25
Possession Time	21:59	38:01
Third-Down Conversions	4 of 12	3 of 9
Fourth-Down Conversions	0 of 2	1 of 1
Red-Zone Scores-Chances	3-5	2-2
Sacks By: Number-Yards	1-12	2-19

RUSHING: MINN-Williams, Bryce 17-127; Irving, Mar'Keis 7-28; Thomas, Ky 7-23; Kramer, Cole 6-20; **TEAM** 3--8; Morgan, Tanner 3--8. **NEB**-Johnson, Rahmir 11-83; Betts, Zavier 1-27; Yant, Jaquez 6-24; Morrison, Sevion 4-19; Martin, Oliver 1-0; Martinez, Adrian 8--17

PASSING: MINN-Morgan, Tanner 20-24-2-209-2; Kramer, Cole 1-1-0-5-1. **NEB**-Martinez, Adrian 18-33-0-241-1

RECEIVING: MINN- Autman-Bell, Chris 11-103; Brown-Stephens, Mike 3-58; Spann-Ford, Brevyn 3-23; Wright, Dylan 2-17; Boyd, Brady 1-12; Irving, Mar'Keis 1-1. **NEB**-Allen, Austin 5-121; Falck, Levi 4-36; Manning, Omar 3-34; Betts, Zavier 2-35; Johnson, Rahmir 1-6; Liewer, Wyatt 1-6; Vokolek, Travis 1-2; Toure, Samori 1-1

INTERCEPTIONS: MINN-None. **NEB**-Taylor-Britt, Cam 1-0; Williams, Deontai 1-0

FUMBLES: MINN-None. **NEB**-None

TACKLES: MINN-Gibbens, Jack 5-3. **NEB**-Domann, JoJo 4-4; Nelson, Garrett 4-4

PURDUE 28, NEBRASKA 23

SCORE BY QUARTERS	1	2	3	4	FINAL
Purdue	0	14	7	7	28
Nebraska	7	10	0	6	23

SCORING SUMMARY

QTR	TEAM	TIME	SCORE
1st	NEB	06:16	Manning 16 yd pass from Martinez (Contreras kick)
2nd	PUR	12:37	Graham 45 yd INT return (Fineran kick)
2nd	NEB	10:45	Martinez 4 yd run (Contreras kick)
2nd	PUR	03:48	Horvath 1 yd run (Fineran kick)
2nd	NEB	01:20	Contreras 33 yd field goal
3rd	PUR	02:47	Wright 3 yd pass from O'Connell (Fineran kick)
4th	PUR	10:05	Anthrop 9 yd pass from O'Connell (Fineran kick)
4th	NEB	01:44	Johnson 12 yd pass from Martinez (2 pt failed)

Lincoln (Oct. 30) - Nebraska held a three-point halftime lead, but Purdue won a defensive slugfest in the second half to earn a 28-23 victory at Memorial Stadium.

Nebraska took a 17-14 lead to the locker room at halftime after an evenly played opening 30 minutes. The Huskers led 7-0 after one quarter on the strength of a 12-play, 82-yard drive that was capped by Adrian Martinez's 16-yard touchdown pass to Omar Manning with 6:16 left in the period. Manning finished the day with a career-high four receptions for 75 yards.

Martinez and the Husker offense responded quickly with a five-play, 75-yard drive in just 1:52, capped by Martinez's four-yard touchdown run with 10:45 left in the half to give the Big Red a 14-7 lead. Jaquez Yant did most of the damage for the Huskers on the drive, taking the opening carry 33 yards before adding an 18-yard run two plays later.

Purdue provided an answer of its own with a 14-play, 75-yard march that lasted 6:57 and culminated with a Zander Horvath one-yard touchdown blast to tie the score at 14 with 3:48 left in the second.

But the Huskers put up the final response of the half with the first field goal of Chase Contreras's career, a 33-yard boot with 1:20 left to give Nebraska the 17-14 lead. NU's final scoring drive of the half featured a 43-yard strike from Martinez to Levi Falck on the opening play.

Purdue took the lead for the first time on Aidan O'Connell's three-yard touchdown pass to Milton Wright with 2:47 left in the third, then extended the margin to 28-17 on O'Connell's nine-yard scoring strike to Jackson Anthrop with 10:05 left.

In the first 26 minutes of the second half, the Boilermaker defense surrendered just 68 yards to the Huskers. Leading 28-17 and possessing the ball after securing its fourth interception, Purdue appeared to have the game salted away, but the Blackshirts held on three downs and Nebraska used its timeouts to force a punt.

Martinez and the Huskers were pinned at their own 6, but covered 94 yards in just 1:30, capped by his 12-yard touchdown pass to Rahmir Johnson with 1:44 left. Nebraska attempted a two-point conversion to cut the margin to a field goal but it failed.

Trailing 28-23, Connor Culp then attempted an on-side kick that provided Nebraska a golden opportunity, but the ball skipped over the outstretched hands of Cam Taylor-Britt and was recovered by Purdue tight end Payne Durham to seal the 28-23 win.

Luke Reimer led the Blackshirts with a career-high 19 tackles, the seventh-most in a game in school history and the most ever by a Husker in a Big Ten Conference game. Nick Henrich added 14 stops, while JoJo Domann contributed a career-high 13 tackles on the day for Nebraska.

TEAM STATISTICS

	PUR	NEB
FIRST DOWNS	24	19
RUSHES-YARDS (NET)	41-116	29-130
PASSING YDS (NET)	233	269
Passes Att-Comp-Int	45-34-0	29-14-4
TOTAL OFFENSE PLAYS-YARDS	86-349	58-399
Fumble Returns-Yards	0-0	0-0
Punt Returns-Yards	0-9	0-11
Kickoff Returns-Yards	0-0	2-38
Interception Returns-Yards	4-67	0-0
Punts (Number-Avg)	5-34.0	4-41.5
Fumbles-Lost	0-0	1-0
Penalties-Yards	3-30	4-38
Possession Time	38:38	21:22
Third-Down Conversions	6 of 17	4 of 10
Fourth-Down Conversions	2 of 3	0 of 0
Red-Zone Scores-Chances	3-4	4-4
Sacks By: Number-Yards	1-3	2-10

RUSHING: PUR-Doerue, King 17-74; Anthrop, Jackson 5-25; Horvath, Zander 11-24; Bell, David 1-6; Burton, Austin 1-0; TEAM 3--4; O'Connell, Aidan 3--9.

NEB-Yant, Jaquez 6-60; Johnson, Rahmir 13-52; Martinez, Adrian 10-18.

PASSING: PUR-O'Connell, Aidan 34-45-0-233-2. **NEB-**Martinez, Adrian 14-29-4-269-2.

RECEIVING: PUR-Bell, David 9-74; Wright, Milton 7-40; Anthrop, Jackson 6-43; Sheffield, TJ 4-30; Durham, Payne 4-20; Thompson, Broc 2-21; Piferi, Paul 1-9; Doerue, King 1--4. **NEB-**Manning, Omar 4-75; Allen, Austin 3-28; Toure, Samori 2-47; Falck, Levi 1-43; Betts, Zavier 1-30; Martin, Oliver 1-23; Johnson, Rahmir 1-12; Brown, Alante 1-11.

INTERCEPTIONS: PUR-Graham, Jalen 2-45; Allen, Cam 1-22; Jefferson, Chris 1-0. **NEB-**None

FUMBLES: PUR-None. **NEB-**Martinez, Adrian 1-0

TACKLES: PUR- Douglas, Kieren 5-2. **NEB-**Reimer, Luke 12-7.

OHIO STATE 26, NEBRASKA 17

SCORE BY QUARTERS	1	2	3	4	FINAL
Ohio St.	0	17	6	3	26
Nebraska	0	10	7	0	17

SCORING SUMMARY

QTR	TEAM	TIME	SCORE
2nd	OSU	11:25	Ruggles 26 yd field goal
2nd	OSU	06:41	Olave 3 yd pass from Stroud (Ruggles kick)
2nd	NEB	03:52	Contreras 39 yd field goal
2nd	OSU	03:34	Smith-Njigba 75 yd pass from Stroud (Ruggles kick)
2nd	NEB	02:53	Toure 72 yd pass from Martinez (Contreras kick)
3rd	OSU	09:42	Ruggles 46 yd field goal
3rd	OSU	02:05	Ruggles 35 yd field goal
3rd	NEB	00:22	Martinez 1 yd run (Contreras kick)
4th	OSU	01:29	Ruggles 46 yd field goal

Lincoln (Nov. 6) - Nebraska went toe-to-toe with No. 6 Ohio State, but four field goals by Noah Ruggles were the difference as the Buckeyes escaped from Memorial Stadium with a 26-17 win on Saturday.

Ohio State used a ball-control passing game to total 495 yards on the day, including 36-of-54 passing by C.J. Stroud. However, the Blackshirts got interceptions from JoJo Domann and Myles Farmer to stay within striking distance until the game's closing moments. Nebraska's defense held Ohio State to its lowest point total of the season. It was also just the third time in the past four seasons that the Buckeyes were held to just two touchdowns in a game.

Ohio State cracked the scoreboard with a 26-yard field goal by Ruggles with 11:25 left in the half. The Buckeyes went up 10-0 on a three-yard pass from Stroud to Chris Olave with 6:41 left. Olave finished with seven receptions for 61 yards.

Nebraska's offense found an answer with an eight-play drive of its own that concluded with a 39-yard Chase Contreras field goal to cut the margin to 10-3 with 3:46 left in the half. However, that score held for just one play, as Smith-Njigba took a short Stroud pass and turned it into a 75-yard touchdown to give the Buckeyes their biggest lead of the half at 17-3 with 3:34 left.

Two plays later the Big Red found a big answer when Martinez hit Toure at midfield and the Husker receiver outran the Buckeyes to the end zone for a 72-yard touchdown. The long throw and run cut the Buckeye margin to 17-10 with 2:53 remaining before halftime.

In a choppy drive that included a pair of negative running plays and an offensive holding penalty, the Buckeyes still pushed the ball to the Nebraska 29, where Ruggles booted a 46-yard field goal to go up 20-10 with just under 10 minutes left in the third quarter.

Ruggles' third field goal of the game, this time from 35 yards out, pushed the OSU lead to 23-10 with 2:05 left in the third quarter. Nebraska responded with a one-yard run by Martinez, cutting the deficit to 23-17 with 22 seconds remaining in the third quarter.

Ohio State was able to put up the only points of the fourth quarter with a Ruggles 46-yard field goal with 1:29 left.

In addition to his first quarter interception, Domann notched nine tackles, including a TFL. He also had two breakups and a quarterback hurry. Farmer added seven tackles, while Quinton Newsome and Luke Reimer both led the Blackshirts with 10 tackles.

TEAM STATISTICS

	OSU	NEB
FIRST DOWNS	25	18
RUSHES-YARDS (NET)	30-90	34-113
PASSING YDS (NET)	405	248
Passes Att-Comp-Int	54-36-2	31-16-1
TOTAL OFFENSE PLAYS-YARDS	84-495	65-361
Fumble Returns-Yards	0-0	0-0
Punt Returns-Yards	4-32	1-2
Kickoff Returns-Yards	1-24	1-19
Interception Returns-Yards	1-0	2-14
Punts (Number-Avg)	4-40.5	8-43.1
Fumbles-Lost	1-0	1-0
Penalties-Yards	8-65	6-60
Possession Time	33:52	26:08
Third-Down Conversions	9 of 19	2 of 13
Fourth-Down Conversions	0 of 1	0 of 0
Red-Zone Scores-Chances	3-3	1-2
Sacks By: Number-Yards	5-31	2-20

RUSHING: OSU-Henderson, TreVeton 21-92; Teague, Master 2-8; Williams, Miyan 1-4; TEAM 2--1; Stroud, C.J. 4--13. **NEB-**Johnson, Rahmir 16-62; Martinez, Adrian 18-51.

PASSING: OSU-Stroud, C.J. 36-54-2-405-2. **NEB-**Martinez, Adrian 16-31-1-248-1.

RECEIVING: OSU-Smith-Njigba, Ja 15-240; Olave, Chris 7-61; Henderson, TreVeton 6-44; Ruckert, Jeremy 3-13; Harrison Jr., Marvin 2-25; Fleming, Julian 2-22; Rossi, Mitch 1-0. **NEB-**Toure, Samori 4-150; Manning, Omar 3-26; Vokolek, Travis 3-14; Allen, Austin 2-33; Betts, Zavier 2-15; Johnson, Rahmir 2-10.

INTERCEPTIONS: OSU-Chambers, Steele 1-0. **NEB-**Farmer, Myles 1-14; Domann, JoJo 1-0.

FUMBLES: OSU-Stroud, C.J. 1-0. **NEB-**Martinez, Adrian 1-0.

TACKLES: OSU- Simon, Cody 8-3. **NEB-**Newsome, Quinton 10-7; Reimer, Luke 10-6.