

NEBRASKA

**NEBRASKA
CORNHUSKERS**
(3-5, 1-4 BIG)



**PURDUE
BOILERMAKERS**
(4-3, 2-2 BIG)

SATURDAY, OCT. 30 • 2:30 P.M. CT • LINCOLN, NEB. • MEMORIAL STADIUM • FIELDTURF

Nebraska returns to Memorial Stadium on Saturday afternoon to begin a two-game homestand in Lincoln. The Huskers will play host to the Purdue Boilermakers in a Big Ten West battle, with kickoff set for shortly after 2:30 p.m. The game will be televised on ESPN2 and heard on the Huskers Radio Network.

Nebraska is coming off a bye week and begins the homestretch of the season, which includes three of the final four games in Lincoln. Nebraska enters the Purdue game with a 3-5 overall record, including a 1-4 mark in Big Ten play, after a 30-23 setback at Minnesota on Oct. 16. The Huskers rallied from a 12-point deficit, but could not convert on multiple red-zone chances in the road setback. Each of Nebraska's five losses this season have come by eight or fewer points.

Purdue heads to Lincoln with a 4-3 overall record, including a 2-2 mark in Big Ten play. Purdue's past three games have come against a tough Big Ten West stretch of Minnesota, Iowa and Wisconsin. The highlight of that run for Purdue was a dominant 24-7 victory at then-No. 2 Iowa on Oct. 16, pushing the Boilermakers into the national rankings, before a home loss to Wisconsin on Saturday afternoon.

Coach Jeff Brohm's team features one of the nation's most improved defensive units. Purdue allows 301.6 total yards and just 16.3 points per game to rank in the top four in the Big Ten in both of those categories. Offensively, the Boilermakers once again feature one of the nation's top passing attacks, averaging 317.6 yards per game through the air, which ranks second in the Big Ten and 12th nationally. Receiver David Bell ranks sixth nationally in receiving yards per game at 118.7 yards per contest, including a 240-yard effort at Iowa.

THIS WEEK'S NUMBERS

7

The Nebraska passing game has been much improved and more explosive in 2021. The Huskers are averaging 9.47 yards per pass attempt to rank seventh in the nation in that category. Nebraska is on pace to set a school record in that category in 2021.

20

Tight end Austin Allen has six receptions of 20 yards or more this season, with five of those in the past two games. His six catches of 20-plus yards lead all Big Ten tight ends. He ranks among the top three among Big Ten tight ends in receptions, receptions per game, yards per catch and total receiving yards.

18

Cornerback Cam Taylor-Britt has played his best football the past two weeks combining for 18 tackles. Taylor-Britt also has an interception, three pass breakups, two TFL and a sack in the past two games.

2021 NEBRASKA FOOTBALL SCHEDULE

Aug. 28	@ Illinois*	FOX	L, 30-22	NU suffers first-ever August loss
Sept. 4	Fordham	BTN	W, 52-7	Nebraska tops 300 rushing and passing
Sept. 11	Buffalo	BTN	W, 28-3	Blackshirts limit 2nd straight foe to single digits
Sept. 18	@ #3 Oklahoma	FOX	L, 23-16	NU limits OU to fewest points in 5 seasons
Sept. 25	@ #20 Michigan St.*	FS1	L, 23-20 (ot)	Fourth-quarter lead slips away in OT loss
Oct. 2	Northwestern*	BTN	W, 56-7	NU posts largest margin in Big Ten game
Oct. 9	#9 Michigan*	ABC	L, 32-29	Michigan escapes with 3-point win on late FG
Oct. 16	@ Minnesota*	ESPN2	L, 30-23	Second-half rally falls short on road
Oct. 30	Purdue*	ESPN2	2:30 p.m.	Past 2 games both played in West Lafayette
Nov. 6	Ohio State*	TBA	TBA	Huskers face OSU for 6th straight year
Nov. 20	@ Wisconsin*	TBA	TBA	Teams did not play last year due to COVID
Nov. 26	Iowa*	BTN	12:30 p.m.	NU's 32nd straight "Black Friday" game

All times Central; Home games in **bold**; *Big Ten Conference game

NEBRASKA

- **2021 Record:** 3-5, 1-4
- **Last Game:** at Minnesota (L, 30-23)
- **Streak:** Lost 2
- **AP Rank:** Not Ranked
- **Coaches Rank:** Not Ranked
- **Head Coach:** Scott Frost
- **Nebraska Record:** 15-25 (4th year)
- **Career Record:** 34-32 (6th year)
- **Record vs. Purdue:** 1-2

PURDUE

- **2021 Record:** 4-3, 2-2
- **Last Game:** Wisconsin (L, 30-13)
- **Streak:** Lost 1
- **AP Rank:** Not Ranked
- **Coaches Rank:** Not Ranked
- **Head Coach:** Jeff Brohm
- **Purdue Record:** 23-28 (5th year)
- **Career Record:** 53-38 (8th year)
- **Record vs. Nebraska:** 2-1

SERIES HISTORY

- **All-Time Series:** Nebraska leads, 5-4
- **In Lincoln:** Nebraska leads, 2-1
- **Last Game:** Nebraska 37-27, 12/5/2020 in West Lafayette
- **Win Streak:** Nebraska, 1 game

TV INFORMATION



Play-by-Play: Roy Philpott
Analyst: Kelly Stouffer
Sidelines: Lauren Sisler
ESPN App

HUSKERS RADIO NETWORK



Play-by-Play: Greg Sharpe
Analysis: Matt Davison
Sidelines: Jeremiah Sirls
Pre/Post-Game Shows: Jessica Coody
Huskers.com & Huskers App



NEBRASKA COMMUNICATIONS

CREDENTIAL REQUESTS

To request a credential for home games visit:
<http://www.huskers.com/media>

FOOTBALL CONTACTS

Associate A.D./Comm.....Keith Mann

Phone 402-472-0237

E-Mail kmann@huskers.com

Sr. Assoc. Comm. Dir.....Shamus McKnight

Phone 402-472-7772

E-Mail smcknight@huskers.com

Associate Director.....Matt Smith

Phone 402-472-7780

E-Mail msmith@huskers.com

Admin. Assoc. (Credentials) ... Vicki Capazo

Phone 402-472-2263

E-Mail vcapazo@huskers.com

MAILING ADDRESS

One Memorial Stadium
P.O. Box 880123
Lincoln, NE 68588-0123
(402) 472-2263
sportsinfo@huskers.com

Shipping Address: 600 Stadium Drive

COACH & PLAYER AVAILABILITY

MONDAY

Selected players and Coach Frost will be available following practice at a press conference on Level 6 of West Memorial Stadium beginning at 11:30 a.m. Live video will be available for free through Nebraska's social media accounts and on Huskers.com. A complete video and transcript will be made available to media in the afternoon.

TUESDAY

Selected assistant coaches and players will be available following practice on the North Stadium concourse (media should enter through Gate 14).

WEDNESDAY

No media availability.

THURSDAY

Coach Frost will be available following practice on the North Stadium concourse (media should enter through Gate 14). Coach Frost or a Husker assistant coach will appear on the Nebraska Football Radio Hour at 7 p.m.

FRIDAY

No media availability.

SATURDAY

Coach Frost and requested players will be available post-game in the weight room inside the Osborne Athletic Complex in North Stadium for home games and in a designated area for road games.

GENERAL MEDIA POLICIES

All player and coach interviews must be arranged at least one day in advance through the Nebraska Communications Office. To request an interview, contact Keith Mann, Shamus McKnight or Matt Smith. All post-practice interviews will be conducted on the North Stadium concourse. Interviews will not be conducted in the weight room, Student Life Complex, training room, hallways or the tunnel leading from the locker room to the field. The Nebraska locker room, training room and football office meeting rooms are **OFF LIMITS** to the media. When arriving for post-practice interviews, media should come to Gate 14 outside the Northeast corner of Memorial Stadium.

Student-athlete cell phone numbers will **NOT** be given to the media, and media should not contact or message student-athletes directly through social media platforms. **PRACTICES ARE CLOSED** to the media and to the general public during the season.

After all games, Nebraska's **LOCKER ROOM IS CLOSED**. Head Coach Scott Frost and requested players will be brought to the postgame interview room after a brief cooling off period. At home, the postgame interview room is located in the strength complex of the Osborne Athletic Complex. Media are asked to wait to set up equipment until the conclusion of halftime. On the road, Coach Frost and requested players will be brought to the designated interview area. **NO INTERVIEWS** will be conducted on the field as the players are returning to the locker room.

MEDIA MAY NOT PROVIDE LIVE COVERAGE OF ANY PRESS CONFERENCE ON ANY DIGITAL PLATFORM OR WEBSITE.

PHONE INTERVIEWS

Media wishing to try to arrange a phone interview with Coach Frost may contact Keith Mann for availability. Please contact the Communications Office as far in advance as possible. Out-of-town media requesting phone interviews with players should contact Keith Mann or Shamus McKnight with those requests, preferably on Sundays, but no later than 10 a.m. CT on Monday of game week. Other than rare exceptions, these interviews will take place only during the Monday press conference window or following Tuesday practice.

NEBRASKA FOOTBALL HEAD SHOTS

Contact the Nebraska Communications office to request action photos and head shots.

HUSKERS.COM & COLLEGEPRESSBOX.COM

Huskers.com is the official site of Nebraska Athletics and includes updated stats, game notes, depth chart and extensive quotes and audio and video from Nebraska's Monday press conference. A PDF version of the 2021 Nebraska Media Guide is available on Huskers.com.

Collegepressbox is the official media website for FBS football. Access and download game notes, quotes, stats, media guides, headshots, logos and more for all FBS schools, conferences, postseason games, awards and the College Football Playoff. Register for an account at collegepressbox.com/register.

GAME CREDENTIALS

Media may request credentials for home games at Huskers.com/media. Follow the steps on the website to complete the application. You will receive an e-mail confirming your application and an approval/denial e-mail. Contact Vicki Capazo at (402) 472-2263 with questions. Photo ID will be required to access the stadium on game day and the name on your photo ID and credential must match. Single-game credentials will not be mailed and must be picked up on game day at media will call. Single-game parking passes will be mailed to media.

HUSKERS RADIO NETWORK

The Huskers Radio Network brings Nebraska football to fans across the nation and the world. A list of affiliates can be found in the 2021 Nebraska Football Media Guide online at Huskers.com. All radio broadcasts are available live on Huskers.com and the Official Husker App.

THE UNIVERSITY OF NEBRASKA-LINCOLN CURRENTLY REQUIRES A FACE COVERING IN ALL INDOOR SPACES.

MONDAY, OCT. 25	TUESDAY, OCT. 26	WEDNESDAY, OCT. 27	THURSDAY, OCT. 28	FRIDAY, OCT. 29	SATURDAY, OCT. 30
PRACTICE Morning Practice Weekly press conference: • 11:15 a.m. - Players • 12:30 p.m - Coach Frost	PRACTICE Morning Practice Available after practice: • Selected Assistants • Selected Players (appx. 10:30 a.m.)	PRACTICE Morning Practice NO MEDIA ACCESS	PRACTICE Morning Practice Available after practice: • Coach Frost (approx. 10:50 a.m.)	PRACTICE Morning Practice NO MEDIA ACCESS	GAME DAY Nebraska vs. Purdue 2:30 p.m. CT (ESPN2)
			NEBRASKA FOOTBALL RADIO HOUR (HSN) 7 p.m. - Sean Beckton		POST-GAME Available after game: • Scott Frost • Selected players

NEBRASKA VS. PURDUE (PAST FIVE MEETINGS)

DATE	SITE	NU/PUR Rank	RESULT	SCORE
10/22/2016	Lincoln	8/NR	Win	27-14
10/28/2017	West Lafayette	NR/NR	Win	25-24
10/20/2018	Lincoln	NR/NR	Loss	28-42
11/2/2019	West Lafayette	NR/NR	Loss	27-31
12/5/2020	West Lafayette	NR/NR	Win	37-27

SERIES HISTORY: NEBRASKA VS. PURDUE

Nebraska and Purdue will meet on Saturday for the 10th time overall and the ninth time as Big Ten opponents. Nebraska owns a 5-4 edge in the series, including a 2-1 advantage in Lincoln.

- It marks the ninth straight season the Huskers have met Purdue, including the past eight years with both schools in the Big Ten West Division.
- Before the first meeting after Nebraska joined the Big Ten, the schools had played just once previously, a 28-0 Purdue win in 1958.
- Nebraska's victory last season at Purdue was on Dec. 5, marking the Huskers' first regular-season victory in December since 1992.
- Nebraska held Purdue to minus-2 yards in last year's game, the fewest by a Nebraska opponent in seven seasons.
- Nebraska has scored at least 25 points in all eight meetings since 2013, including four games with 35 points or more.

BLACKSHIRTS PLAYING AT HIGH LEVEL IN 2021

The veteran Nebraska Blackshirt defense has shown its teeth in 2021, beginning with dominant efforts in home victories over Fordham and Buffalo. The Blackshirts have carried that momentum forward and rank among the Big Ten's best defenses.

- Nebraska held five straight opponents to 23 or fewer points before Michigan scored 32 points against the Huskers. That marked the first time Nebraska held five straight opponents to 23 points or less since games 4-8 of the 2016 season.
- The Blackshirt defense has held three Big Ten opponents to 326 or fewer yards. Dating back to last season, NU has held four of its last six Big Ten opponents to 350 yards or less.
- The Blackshirts' most impressive defensive effort of the season came at then-No. 20 Michigan State. The Huskers held MSU to 254 total yards in an overtime loss. In the final 30 minutes of regulation, Michigan State had no first downs and gained just 14 yards on 15 offensive plays.
- Nebraska held Oklahoma's high-powered offense to 408 total yards in a 23-16 setback on Sept. 18. OU's offensive output ended a streak of seven straight games with the Blackshirts limiting opponents to fewer than 400 yards. It was the first time NU held seven straight foes to less than 400 yards of offense since an eight-game streak spanning the 2009 and 2010 seasons.
- The Blackshirts posted one of the best defensive efforts against Oklahoma in recent years. Nebraska limited the Sooners to 23 points, ending OU's FBS record streak of 65 straight games with at least 27 points.
- Oklahoma was held to seven points in the first half, marking the first time the Sooners were held to single digits in the first half of a home game since 2012.
- The Blackshirt defense allowed 33 points in a three-game stretch from Fordham to Oklahoma. That was the fewest points Nebraska had allowed in a three-game stretch since the 2010 season.
- Nebraska defeated Fordham (52-7) and Buffalo (28-3) in consecutive home wins. The defensive efforts in its two victories marked the first time Nebraska held back-to-back opponents to single digits since 2010 when NU defeated Kansas 20-3 and lost 9-6 at Texas A&M.
- The three points allowed against Buffalo were Nebraska's fewest allowed since a 24-3 win over Michigan State in 2011. Nebraska held the Bulls scoreless in the first half, the first opponent NU has blanked in the first half since taking a 34-0 halftime lead at Maryland in 2019.
- Nebraska went more than seven quarters without allowing a touchdown before Oklahoma's first-quarter score. Nebraska also went 79:57 of game action without allowing a point prior to Buffalo's third-quarter field goal.
- Nebraska did not allow a point in the fourth quarter of its first three games before an Oklahoma touchdown in the fourth quarter. Nebraska has outscored the opposition 69-36 in the fourth quarter.
- The defense has also set the tone in the first quarter. Opponents have scored just 23 first-quarter points, with the Blackshirts surrendering just three first-quarter touchdowns through eight games.
- The Husker defense forced four turnovers against Fordham and Buffalo, with all four takeaways leading to Nebraska touchdowns (28 points). NU's three takeaways against Fordham were its most since forcing four turnovers at Maryland in 2019. Nebraska intercepted three passes vs. Fordham, the first game with three picks since the 2019 season opener against South Alabama.

BIG TEN STANDINGS

WEST DIVISION

Place	Team	Overall	Big Ten
1.	Iowa	6-1	3-1
	Minnesota	5-2	3-1
3.	Wisconsin	4-3	2-2
	Purdue	4-3	2-2
5.	Illinois	3-5	2-3
6.	Northwestern	3-4	1-3
7.	Nebraska	3-5	1-4

EAST DIVISION

Place	Team	Overall	Big Ten
1.	Michigan State	7-0	4-0
	Michigan	7-0	4-0
	Ohio State	6-1	4-0
4.	Penn State	5-2	2-2
5.	Maryland	4-3	1-3
6.	Rutgers	3-4	0-4
	Indiana	2-5	0-4

PLAYER OF THE WEEK NOMINEES

OPP.	OFF.	DEF.	SPEC.	FROSH
ILL	--	--	--	--
FORD	Toure	Williams	--	--
BUFF	Martinez	Reimer	--	Ervin Jr.
OKLA	Martinez	Domann	--	--
MSU	--	Nelson	--	--
NW	Martinez	Domann	--	Yant
MICH	Johnson	--	--	--
MINN	--	--	--	--
PUR				
OSU				
WISC				
IOWA				

Bold indicates winner

2021 HUSKER HONORS

AUSTIN ALLEN, SR., TE

- Senior Bowl Watch List
- Mackey Award Watch List

CONNOR CULP, SR., PK

- Lou Groza Award Watch List

DAMION DANIELS, SR., DL

- Senior Bowl Watch List

MARQUEL DISMUKE, SR., S

- Senior Bowl Watch List

JOJO DOMANN, SR., OLB/NICKEL

- Senior Bowl Watch List
- Bronko Nagurski Trophy Watch List
- Big Ten Defensive Player of Week vs. Northwestern

CAM JURGENS, SO., C

- Rimington Trophy Watch List

ADRIAN MARTINEZ, JR., QB

- Senior Bowl Watch List
- Maxwell Award Watch List
- Johnny Unitas Golden Arm Award Watch List
- Allstate AFCA Good Works Team Nominee

LUKE REIMER, SO., LB

- Big Ten Defensive Player of Week vs. Buffalo

BEN STILLE, SR., DL

- Senior Bowl Watch List
- Campbell Award Semifinalist
- Senior CLASS Award Nominee

CAM TAYLOR-BRITT, SR., CB

- Senior Bowl Watch List

SAMORI TOURE, SR., WR

- Senior Bowl Watch List

TRAVIS VOKOLEK, SR., TE

- Senior Bowl Watch List

DEONTAI WILLIAMS, SR., S

- Senior Bowl Watch List

LAST TIME OUT

MINNESOTA 30, NEBRASKA 23

Team Stats	NU	UM
First Downs	19	22
Rushes-Yards	31-136	43-182
Passes	18-33-0	21-25-2
Passing Yards	241	214
Total Offense	377	396
3rd Downs	4-of-12	3-of-9
Turnovers	0	2
Penalties	3-25	3-25
Time of Possession	21:59	38:01

NU Rushing Leaders

Rahmir Johnson—11 carries, 83 yards, 2 TD

Zavier Betts—1 carry, 27 yards

Jaquez Yant—6 carries, 24 yards

NU Passing Leader

Adrian Martinez—18-33-0, 241 yards, TD

NU Receiving Leaders

Austin Allen—5 catches, 121 yards, TD

Levi Falck—4 catches, 36 yards

Omar Manning—3 catches, 34 yards

NU Defensive Leaders

JoJo Domann—4 UT, 4 AT, 8 TT, TFL

Garrett Nelson—4 UT, 4 AT, 8 TT, TFL

Cam Taylor-Britt—6 UT, AT, 7 TT, INT, 12-yard sack

NU Special Teams Leader

William Pryzstus—4 punts, 48.2 yard average

NOTING GAME 8

- Tight end **Austin Allen** caught five passes for a career-high 121 yards and a touchdown. Allen's 121 yards bettered his previous career high by 60 yards (61 vs. Fordham).
- Allen's 121 receiving yards are tied for the fifth-highest total in a game by a Nebraska tight end. He is the first Nebraska tight end to have 100 receiving yards in a game since Tyler Hoppes had 105 yards receiving at Purdue in 2017.
- Allen became the 10th Husker tight end to surpass 50 career receptions.
- Running back **Rahmir Johnson** rushed 11 times for a career-high 83 yards before leaving with an injury in the third quarter. Johnson had two rushing touchdowns for his second multi-TD game of the 2021 season.
- Cornerback **Cam Taylor-Britt** had a career-high two tackles for loss (16 yards), including a 12-yard sack. He also nabbed his first interception of the 2021 season and the sixth of his career.
- Safety **Deontai Williams** had a third-quarter interception, marking his team-leading fourth INT of the season and the sixth of his career. He is the first Husker to have four interceptions in a season since 2016.
- Defensive end **Garrett Nelson** had a tackle for loss and has had at least one tackle for loss in nine of the past 11 games.
- Nebraska passed for 241 yards in the game and has topped 200 passing yards in all eight games this season. That ties the longest season-opening streak of passing for 200 yards in school history.

VETERAN DEFENDERS LEADING HUSKERS

Nebraska's defensive success comes on the strength of a battle-tested veteran unit, as Nebraska returned 11 full- or part-time starters in 2021. At the outset of the season, the Huskers had eight returning players who started at least seven games in 2020. Currently, Nebraska has eight Blackshirts with at least 15 career starts.

- Nebraska allowed 169.5 rushing yards and 386.5 total yards per game in 2020. Those totals marked the fewest rushing and total yards allowed per game by a Husker defense since the 2016 season. The Huskers are pacing well ahead of those numbers in 2021, allowing 139.9 rushing yards and 348.4 total yards per contest.
- A total of seven Husker defenders earned at least honorable-mention All-Big Ten accolades last season. That was the highest number of all-conference defenders since Nebraska joined the Big Ten in 2011, and six of those seven All-Big Ten selections returned this fall.
- Cornerback **Cam Taylor-Britt** was a second-team All-Big Ten honoree in 2020. He broke up four passes and had a pair of interceptions in eight games. Taylor-Britt has ranked in the top 70 nationally in interceptions each of the last two years, and he ranked third nationally in forced fumbles in 2019.
- Taylor-Britt is coming off an outstanding two-game stretch against Michigan and Minnesota. Against the No. 9 Wolverines, Taylor-Britt posted career highs in both tackles (11) and PBU (3). A week later at Minnesota, he had seven tackles, including a sack and a career-high two TFL, and recorded his first interception of the season. Taylor-Britt has 33 tackles and a team-high six PBU in 2021.
- Safety **Marquel Dismuke**, outside linebacker **JoJo Domann**, inside linebacker **Will Honas**, defensive lineman **Ben Stille** and safety **Deontai Williams** all returned as "super seniors" in their sixth year playing college football. Each of the five "super seniors" earned honorable-mention All-Big Ten accolades last season.
- Dismuke has started 28 consecutive games at safety. Dismuke has totaled 182 tackles in his career, including 23 in 2021. He ranked fourth on the team with 47 tackles in 2020 and added 4.0 TFL.
- Domann led the Huskers with a career-high 58 tackles, 6.5 tackles for loss, five pass breakups, two forced fumbles and a fumble recovery in eight games in 2020. This season, Domann is playing at an All-Big Ten level with 50 tackles and eight tackles for loss. He had two sacks and three tackles for loss against Northwestern while also forcing two fumbles against the Wildcats. His effort earned him Big Ten Defensive Player-of-the-Week honors. Domann is third among all active FBS players with nine career forced fumbles.
- Stille returned to anchor the defensive line in 2021. His 30 career starts, including 16 straight over the past two seasons, are the most of any current Blackshirt. Stille is Nebraska's active career leader with 27.5 tackles for loss and 13.0 sacks.
- Williams set career highs with 51 tackles, 4.0 tackles for loss and 1.0 sack in eight games last year. He also broke up four passes last fall. Williams also had a sack, forced fumble and fumble recovery for a touchdown on the same play against Penn State in 2020, believed to be the first Husker ever to accomplish that feat.
- Williams is a defensive leader, with a team-high four interceptions, which ranks second nationally. Williams leads defensive backs with 47 total tackles and has two tackles for loss.
- The returning All-Big Ten performers were not the only experienced Blackshirts, as Nebraska returned five additional starters in 2021.
- **Damion Daniels** started three games at nose guard in 2020 and set career highs in tackles (20) and tackles for loss (4.0). He is anchoring the Nebraska defensive front this season and has 24 tackles, two TFL and 2 PBU in 2021.
- **Garrett Nelson** started every game at outside linebacker in 2020, and has been in the lineup for all eight games in 2021. He ranks fifth in the Big Ten with nine tackles for loss, and has a team-high 2.5 sacks. Nelson had a career-best 2.5 TFL at Illinois and two at Michigan State. Nelson has at least one tackle for loss in nine of the past 11 games.
- **Luke Reimer** jumped to the forefront at linebacker in 2020 with 40 tackles, while ranking second on the team with 2.0 sacks and 5.0 TFL.
- In 2021, Reimer leads the Huskers with 67 tackles, including three games with double-figure tackle totals. He ranks third in the Big Ten in tackles per game. Reimer had his best career game against Buffalo with a career-high 16 tackles and his first career interception, which he returned to the UB 1 to set up a touchdown. Reimer's 16 tackles were the most by a Husker since Chris Weber had 17 at Illinois in 2015. His play against the Bulls earned Reimer Big Ten Defensive Player of the Week.
- **Ty Robinson** started seven games at defensive end in 2020 and is a regular on the defensive front this fall. He has 20 tackles, three TFL and a sack in 2021.
- **Nick Henrich** started one game in 2020 and has started every game in 2021. Henrich finished 2020 with a double-figure tackle (12) game at Rutgers, and ranks second for the Huskers with 65 tackles. He had a career-high 15 tackles against Michigan and also reached double figures with 11 tackles at Illinois. Henrich ranks fifth in the Big Ten in tackles per game.
- **Caleb Tannor** started five games at outside linebacker in 2020, and finished with a career-high 23 tackles. He has started every game this season and has 21 tackles, a sack and three TFL.

NEBRASKA OFFENSE SHOWING EXPLOSIVE ABILITY

The Nebraska offense has shown good balance and posted several impressive statistics in 2021. Nebraska posted one of its best offensive performances in recent memory in a 56-7 victory over Northwestern on Oct. 2. The Huskers backed that up with a 29-point second half against a Michigan defense that ranks among the nation's best.

- Nebraska's recent surge has helped the Huskers rank 12th nationally in total offense (479.0 ypg), 22nd in rushing offense (212.6 ypg) and 36th in passing offense (266.4 ypg). Nebraska is one of only FBS eight teams to rank in the top 40 in both rushing and passing, joining Ohio State, Ole Miss, Coastal Carolina, SMU, Duke, North Carolina and Oklahoma.
- Nebraska is one of only three FBS teams to average better than 210 rushing yards and more than 250 passing yards per game. The other teams in that group are Ole Miss and Coastal Carolina.
- Nebraska's 56 points against Northwestern were its most under Scott Frost, and also its most in a Big Ten game in 11 seasons in the conference. It was the most in any conference game since also scoring 56 at Kansas State in 2008.
- The Huskers posted 21 points in the first quarter against Northwestern and 35 points before halftime, marking their best first quarter and first half scoring outputs since 2018.
- NU rushed for 427 yards against Northwestern, its second-highest rushing total in a Big Ten game and its most in any game since 2014.
- Nebraska's 657 yards of total offense marked its second 600-yard outing of the 2021 season, and its sixth 600-yard game in Scott Frost's four seasons as head coach. It was Nebraska's best offensive output since posting 674 yards at Illinois in 2019. Among Big Ten teams, only Ohio State (10) has more 600-yard games over the past four seasons.
- Against Fordham, Nebraska finished the game with 329 rushing yards and 304 passing yards to roll up 633 yards of total offense.
- Nebraska's 300-300 offensive output was a rare statistical feat in school history. The Huskers had reached that mark just twice previously (vs. South Dakota State in 2013 and at Illinois in 2019).
- Nebraska has accounted for two of the seven 300/300 games by Big Ten teams over the past four years (Ohio State-3; Maryland-1; Penn State-1).
- Nebraska had rushes of 64 and 83 yards against Northwestern, in addition to a 70-yard pass on the game's first play. It marked the second time this season Nebraska has had three plays of 60 yards or longer in a game, after also accomplishing it against Buffalo. Prior to this season, Nebraska had not had three 60-yard plays in the same game since 2010 at Kansas State.
- Nebraska averaged 8.9 yards on 74 offensive snaps against Northwestern. For the season, Nebraska averages 6.66 yards per play to rank third in the Big Ten and 21st nationally.
- Nebraska has nine plays of 50 yards or more in 2021, its most in a season since having 11 in 2014. Nebraska's nine plays of more than 50 yards ranks fifth in the nation. Nebraska is tied for the national lead in plays of 60 yards or more (7) and 70 yards or more (4), and also ranks in the top six nationally in plays of more than 20, 30 and 40 yards.
- Nebraska opened the season with a 100-yard rusher and 100-yard receiver in each of the first three games. Adrian Martinez had two 100-yard rushing games (Illinois, Buffalo), with Markese Stepp adding a third 100-yard game (Fordham). Samori Toure topped the century mark in receiving yards in back-to-back weeks (Fordham, Buffalo), after Oliver Martin surpassed 100 yards at Illinois.
- Research indicates it was the first time in school history Nebraska has had a 100-yard rusher and 100-yard receiver in three straight games.
- Nebraska has had four different players top 100 yards receiving this season (Toure, Martin, Johnson, Allen). It is the first time four players have recorded 100-yard receiving games in the same season since 2007.

FBS TEAMS AVERAGING 250 PASSING, 210 RUSHING IN 2021

TEAM	RUSHING	PASSING	TOTAL OFFENSE
Ole Miss	263.3	277.9	541.1
Coastal Carolina	233.7	290.7	524.4
Nebraska	212.6	266.4	479.0

FBS TEAMS RANKING IN TOP 40 IN RUSHING AND PASSING

TEAM	RUSHING	PASSING	TOTAL OFFENSE
Ohio State	25 (207.6)	7 (352.1)	1 (559.7)
Ole Miss	3 (263.3)	24 (277.9)	3 (541.1)
SMU	40 (192.1)	10 (333.3)	6 (525.4)
Coastal Carolina	11 (233.7)	19 (290.7)	7 (524.4)
Nebraska	22 (212.6)	36 (266.4)	12 (479.0)
Duke	30 (202.9)	33 (268.6)	14 (471.4)
North Carolina	34 (199.0)	29 (272.1)	15 (471.1)
Oklahoma	37 (195.5)	28 (273.5)	17 (469.0)

2021 OFFENSE GAME-BY-GAME

RUSHING

GAME	ATT.	YDS.	TD	LONG
ILL	39	160	2	75
FORD	65	329	6	21
BUFF	41	220	2	71
OKLA	38	95	1	13
MSU	50	194	2	45
NW	53	427	7	83
MICH	32	144	1	24
MINN	31	136	2	29
PUR				
OSU				
WISC				
IOWA				

PASSING

GAME	COM-ATT-INT	YDS	TD	LG	SACKS
ILL	16-32-0	232	1	43	5-35
FORD	17-23-0	254	1	30	1-2
BUFF	14-20-0	296	2	68	0-0
OKLA	19-25-1	289	1	55	5-28
MSU	25-36-1	248	0	24	7-34
NW	15-21-0	230	1	70	0-0
MICH	18-28-1	291	3	46	1-2
MINN	18-33-0	241	1	40	2-19
PUR					
OSU					
WISC					
IOWA					

2021 DEFENSE GAME-BY-GAME

RUSHING DEFENSE

GAME	ATT.	YDS.	TD	LONG
ILL	48	167	1	45
FORD	28	129	0	30
BUFF	33	135	0	30
OKLA	35	194	2	23
MSU	30	71	0	23
NW	26	37	0	11
MICH	42	204	3	50
MINN	43	182	1	56
PUR				
OSU				
WISC				
IOWA				

PASSING DEFENSE

GAME	COM-ATT-INT	YDS	TD	LG	SACKS
ILL	15-19-0	159	2	45	3-17
FORD	18-30-3	163	1	31	1-4
BUFF	27-50-1	224	0	21	0-0
OKLA	24-34-0	214	1	23	0-0
MSU	14-23-1	183	1	35	3-18
NW	25-40-0	256	1	43	4-38
MICH	22-39-1	255	0	48	1-13
MINN	21-25-2	214	3	36	1-12
PUR					
OSU					
WISC					
IOWA					

SACKS/TFL

GAME	SACKS	YARDS	TFL	YARDS
ILL	3	17	9	28
FORD	1	4	5	10
BUFF	0	0	6	13
OKLA	0	0	4	7
MSU	3	18	9	36
NW	4	38	7	50
MICH	1	13	2	20
MINN	1	12	7	25
PUR				
OSU				
WISC				
IOWA				

MARTINEZ CAREER RECORD WATCH

PASSING YARDS

RK.	PLAYER, YEARS	YDS
1.	Tommy Armstrong Jr., 2013-17	8,871
2.	Adrian Martinez, 2018-pres.	7,623

COMPLETIONS

RK.	PLAYER, YEARS	COMP.
1.	Tommy Armstrong Jr., 2013-16	625
2.	Adrian Martinez, 2018-present	617

COMPLETION PERCENTAGE

RK.	PLAYER, YEARS	PCT.
1.	Joe Ganz, 2006-08	65.1
2.	Adrian Martinez, 2018-present	64.3

Minimum 1,000 career passing yards

TOTAL OFFENSE

RK.	PLAYER, YEARS	YDS
1.	Tommy Armstrong Jr., 2013-16	10,690
2.	Taylor Martinez, 2010-13	10,233
3.	Adrian Martinez, 2018-present	9,832
4.	Eric Crouch, 1998-2001	7,915

TOTAL OFFENSIVE YARDS PER GAME

RK.	PLAYER, YEARS	YPG
1.	Adrian Martinez, 2018-present	273.1
2.	Tanner Lee, 2017	253.8
3.	Tommy Armstrong Jr., 2013-16	237.6

Minimum 3,000 total yards

QUARTERBACK RUSHING YARDS

RK.	PLAYER, YEARS	YDS
1.	Eric Crouch, 1998-2001	3,434
2.	Taylor Martinez, 2010-13	2,975
3.	Jammal Lord, 2000-03	2,573
4.	Adrian Martinez, 2018-present	2,209

RUSHING TOUCHDOWNS

RK.	PLAYER, YEARS	TD
1.	Eric Crouch, 1998-2001	59
2.	Mike Rozier, 1981-83	49
3.	Ahman Green, 1995-97	42
4.	Calvin Jones, 1991-93	40
5.	Ameer Abdullah, 2011-14	39
6.	Keith Jones, 1984-87	32
	Steve Taylor, 1985-88	32
	Adrian Martinez, 2018-present	32

250-YARD PASSING GAMES

RK.	PLAYER, YEARS	GMS
1.	Tommy Armstrong Jr., 2013-16	14
	Adrian Martinez, 2018-present	14

300-YARD PASSING GAMES

RK.	PLAYER, YEARS	GMS
1.	Joe Ganz, 2006-08	8
2.	Tommy Armstrong Jr., 2013-16	6
3.	Taylor Martinez, 2010-13	4
t-4.	Adrian Martinez, 2018-present	3

300-YARD TOTAL OFFENSE GAMES

RK.	PLAYER, YEARS	GMS
1.	Adrian Martinez, 2018-present	18
2.	Tommy Armstrong Jr., 2013-16	13

400-YARD TOTAL OFFENSE GAMES

RK.	PLAYER, YEARS	GMS
1.	Adrian Martinez, 2018-present	5
2.	Joe Ganz, 2006-08	3

MARTINEZ RANKS AMONG NATION'S TOP QUARTERBACKS

Adrian Martinez ranks among the top quarterbacks in Nebraska history and among the top active quarterbacks. He has thrown for 7,623 yards in his career, rushed for 2,209 yards and totaled 9,832 yards of offense, and is 168 total yards from becoming the third Husker with 10,000 career total offense yards. Martinez owns five Nebraska career records, five season records and one game record.

- Martinez is Nebraska's all-time leader in total offensive yards per game (273.1), 400-yard total offense games (5), 300-yard total offense games (18) and 250-yard passing games (14).
- In 2021, Martinez is averaging 303.5 yards per game in total offense to rank 16th nationally and second in the Big Ten. Martinez accounted for at least 250 yards of total offense in each of the first seven games of 2021, and eight straight games overall, a Nebraska school record.
- Martinez ranks among the top 30 nationally in passing efficiency (25th), passing yards per game (30th), passing yards per completion (10th), points responsible for (15th), rushing touchdowns (10th), total offense (16th), total touchdowns (15th) and yards per pass attempt (9th).
- Martinez is leading Nebraska in rushing, passing and scoring. He is one of three players in the FBS ranks to hold that distinction.
- Against Fordham, Martinez became just the third Husker quarterback to complete 500 career passes and surpass 6,000 career passing yards, joining Tommy Armstrong Jr. and Taylor Martinez.
- In Nebraska's win over Buffalo, Martinez rushed nine times for 112 yards for his sixth career 100-yard rushing game and his second of 2021. He had a 71-yard run, marking the second-longest rush of his career, bettered only by a 75-yard touchdown run at Illinois in the season opener.
- Martinez threw for 289 yards at Oklahoma to post 1,000 passing yards for the season through four games. Martinez was just the second quarterback to reach 1,000 passing yards through four games, joining Tommy Armstrong Jr. in 2015. Martinez has four 1,000-yard passing seasons, the first quarterback in Nebraska history to accomplish that feat. He enters the Purdue game five yards from posting his second 2,000-yard passing season.
- Martinez has 10 rushing touchdowns in 2021, including a career-high three rushing TDs against Northwestern. Martinez has 32 career rushing touchdowns to rank in a tie for sixth in school history. He is the fourth Nebraska signal caller with 30 career rushing touchdowns, and his 32 career rushing touchdowns are seventh all-time among Big Ten quarterbacks.
- Martinez's big-play ability has shined in 2021. He has five runs of 25 yards or more, including runs of 75 (at Illinois) and 71 (Buffalo) yards. Martinez leads the nation in 70-yard runs (2) and ranks 2nd in 60-yard runs (2), seventh in 50-yard runs (2) and eighth in 40-yard runs (3). In the passing game, he ranks fifth nationally in 30-yard passes (18), and 10th in 60-yard passes (3).
- Martinez eclipsed the 2,000 career rushing yard mark against Buffalo to become the fifth Nebraska quarterback to crack that rushing milestone. His 2,209 career rushing yards are the fourth-most in Nebraska history by a quarterback and lead all active FBS quarterbacks.
- Martinez and Miami's D'Eriq King are the only two active FBS quarterbacks with 6,000 career passing yards and 2,000 career rushing yards. Martinez is one of only seven players in Big Ten history with 6,000 career passing yards and 2,000 career rushing yards.
- Martinez completed a school-record 71.5 percent of his passes in 2020. His completion percentage led the Big Ten and ranked fourth nationally. His 71.5 completion percentage also ranked fifth overall in Big Ten history and was the fourth-highest mark in a Big Ten Conference season. Martinez is completing 64.5 percent of his passes in 2021.
- Martinez set a then-Nebraska record with an 86.2 completion percentage against Minnesota in 2018, connecting on 25-of-29 passes for 276 yards and three touchdowns. He bettered that mark at Iowa in 2020, connecting on 18-of-20 passes for a school-record 90.0 percent completion rate.

BIG TEN QUARTERBACK CAREER RECORDS

RUSHING YARDS			RUSHING TOUCHDOWNS		
RK.	PLAYER, SCHOOL	YDS	RK.	PLAYER, SCHOOL	TDs
1.	Denard Robinson, Michigan	4,495	1.	Antwaan Randle El, Indiana	44
2.	Antwaan Randle El, Indiana	3,895	2.	J.T. Barrett, Ohio State	43
3.	Braxton Miller, Ohio State	3,263	3.	Denard Robinson, Michigan	42
4.	J.T. Barrett, Ohio State	3,263	4.	Art Schlichter, Ohio State	35
5.	Taylor Martinez, Nebraska	2,975	5.	Rick Leach, Michigan	34
6.	Juice Williams, Illinois	2,557	6.	Mitch Leidner, Minnesota	33
7.	Adrian Martinez, Nebraska	2,209	7.	Adrian Martinez, Nebraska	32

BIG TEN QUARTERBACKS WITH 6,000 PASS YARDS & 2,000 RUSH YARDS

PLAYER, SCHOOL	YEARS	RUSHING YDS	PASSING YDS
Antwaan Randle El, Indiana	1998-01	3,895	7,469
Juice Williams, Illinois	2006-09	2,557	8,037
Denard Robinson, Michigan	2009-12	4,495	6,250
Taylor Martinez, Nebraska	2010-13	2,975	7,258
Nathan Scheelhaase, Illinois	2010-13	2,066	8,568
J.T. Barrett, Ohio State	2014-17	3,263	9,434
Adrian Martinez, Nebraska	2018-pres.	2,209	7,623

ACTIVE FBS QUARTERBACKS WITH 6,000 PASS YARDS & 2,000 RUSH YARDS

PLAYER, SCHOOL	CLASS	RUSHING YDS	PASSING YDS
D'Eriq King, Miami/Houston	Sr.	2,055	8,378
Adrian Martinez, Nebraska	Jr.	2,209	7,623
Malik Cunningham, Louisville	Jr.	2,068	6,838

ACTIVE FBS LEADERS IN CAREER TOTAL OFFENSIVE YARDS PER GAME

RK.	PLAYER	SCHOOL	GAMES	YPG
1.	Dillon Gabriel	UCF	26	323.4
2.	Sam Howell	North Carolina	32	304.8
3.	Bailey Zappe	Western Kentucky	44	301.6
4.	Kedon Slovis	USC	25	283.9
5.	Brock Purdy	Iowa State	42	278.8
5.	McKenzie Milton	UCF/Florida State	37	278.6
7.	Carson Strong	Nevada	27	276.3
8.	Adrian Martinez	Nebraska	36	273.1

ACTIVE FBS LEADERS IN QUARTERBACK RUSHING YARDS

RK.	PLAYER	SCHOOL	GAMES	YPG
1.	Adrian Martinez	Nebraska	36	2,209
2.	Amani Rogers	Ohio	32	2,122
3.	Malik Cunningham	Louisville	39	2,068

- Martinez not only led Nebraska in passing in 2020, but he was the Huskers' leading rusher as well, becoming the third player to lead Nebraska in rushing and passing in the same season.
- In 2020, Martinez ranked second nationally in rushing yards per game among quarterbacks (74.4 yards per game). He was the only Power Five quarterback to average 70 rushing yards per game.
- At Illinois in 2019, Martinez produced one of only two 300-yard passing and 100-yard rushing performances in Nebraska history (328 passing, 118 rushing).
- He averaged a school-record 295.1 yards of total offense per game as a true freshman in 2018. That average ranked 12th nationally, led all freshmen and was the ninth-highest average by a freshman in NCAA history, including the third-best mark ever by a true freshman.
- In 2018, Martinez became just the sixth freshman in NCAA history to average 200 passing yards and 50 rushing yards per game and just the second true freshman to hit those marks.
- Martinez also set Nebraska season records for 300-yard total offense games (7) and 400-yard total offense games (3) in 2018. Martinez has four 300-yard total offense games in 2021.

HUSKER PASSING ATTACK MORE EXPLOSIVE IN 2021

The Nebraska passing attack has shown dramatic improvement from last season in its ability to stretch the field. The Huskers are producing more big plays while remaining efficient.

- Nebraska is averaging 9.47 yards per pass attempt this season, an average that ranks seventh nationally. In 2020, the Huskers ranked 93rd nationally with average of 6.64 yards per pass attempt. NU's increase of 2.83 yards per pass attempt from the 2020 to the 2021 season ranks seventh nationally.
- The Huskers' season average of 9.47 yards per pass attempt is on pace to be a school record. The current record was set in 1978, when Nebraska averaged 9.09 yards per pass attempt.
- Nebraska is averaging 14.6 yards per completion, ranking 11th nationally in that category. In 2020, the Huskers ranked 116th nationally with an average of 9.75 yards per completion. Nebraska's increase of 4.85 yards per completion from the 2020 to the 2021 season is the highest among all Power Five programs and ranks third nationally overall.
- The Huskers' season average of 14.6 yards per completion is on pace to be the program's best mark since the 2003 season, when Nebraska averaged 15.1 yards per completion while throwing the ball fewer than 15 times per game.
- Among seasons when Nebraska has averaged at least 20 passing attempts per game, only four times has a Husker team averaged at least 14.0 yards per completion (15.2 yards in 1972, 14.8 yards in 1976, 14.3 yards in 1973 and 14.0 yards in 1995). The Huskers are averaging 28.1 passes per game this season.
- Nebraska has remained efficient through the air. The Huskers boast a completion percentage of 64.9, which is on pace to rank third in school history.
- Individually, **Adrian Martinez** ranks ninth nationally with an average of 9.45 yards per pass attempt and 10th with an average of 14.7 yards per completion.
- **Samori Toure** has 27 catches for 521 yards this season. He ranks 18th nationally with an average of 19.3 yards per reception and eighth among players with at least 25 receptions. His 19.3 yard-per-catch average currently ranks sixth in school history among Huskers who had at least 20 receptions in a season.

NEBRASKA UNDER FROST

Overall	15-25
vs. AP Ranked Teams	0-10
vs. AP Top 10 Teams	0-5
vs. Unranked Teams	15-15
vs. Big Ten Teams	10-21
Home	11-10
Road	4-15
Neutral	0-0
In August	1-1
In September	4-8
In October	4-7
In November	4-8
In December	2-1
In January	0-0
When Rushing for 200 or More Yards	10-8
When Rushing for 300 or More Yards	7-1
When Passing for 200 or More Yards	11-16
When Passing for 300 or More Yards	2-2
When NU Player Rushes for 100 Yards	9-7
When NU Has Two 100-Yard Rushers	2-1
When NU Player Has 100 yards Receiving	10-7
When Opponent Has 100-Yard Rusher	2-13
When Scoring 35 or More Points	10-0
When Holding Opponent to 10 Point or Less	8-0
When Forcing Three or More Turnovers	5-1
When Winning Turnover Margin	9-3
When Nebraska Scores First	12-8
When Nebraska Leads at Halftime	12-5
When Nebraska Trails at Halftime	3-19
When Nebraska is Tied at Halftime	0-1
Games Decided by 11 Points or More	9-8
Games Decided by 10 Points or Less	6-17
Games Decided by 7 Points or Less	5-14
Games Decided by 3 Points or Less	2-6
Overtime Games	0-3

FROST AS A HEAD COACH

Overall	34-32
vs. AP Ranked Teams	3-11
vs. AP Top 10 Teams	1-5
vs. Unranked Teams	31-21
Home	21-13
Road	12-18
Neutral	1-1
In August	2-0
In September	8-10
In October	10-9
In November	10-10
In December	3-2
In January	1-0
When Rushing for 200 or More Yards	18-9
When Rushing for 300 or More Yards	8-1
When Passing for 200 or More Yards	26-19
When Passing for 300 or More Yards	11-3
When Player Rushes for 100 Yards	14-6
When Has Two 100-Yard Rushers	2-1
When Player Has 100 yards Receiving	13-11
When Opponent Has 100-Yard Rusher	6-16
When Scoring 35 or More Points	24-0
When Holding Opponent to 10 Point or Less	12-0
When Forcing Three or More Turnovers	15-2
When Winning Turnover Margin	24-4
When Scoring First	23-13
When Leading at Halftime	28-7
When Trailing at Halftime	6-22
When Tied at Halftime	0-2
Games Decided by 11 Points or More	22-12
Games Decided by 10 Points or Less	12-20
Games Decided by 7 Points or Less	9-17
Games Decided by 3 Points or Less	2-7
Overtime Games	1-4

CHARTING THE HUSKERS

ALL-TIME WINS

RK.	SCHOOL	WINS
1.	Michigan	971
2.	Ohio State	937
3.	Alabama	936
4.	Texas	927
5.	Oklahoma	925
6.	Notre Dame	924
7.	Nebraska	908
8.	Penn State	907

CONFERENCE TITLES

RK.	SCHOOL	TITLES
1.	Oklahoma	50
2.	Nebraska	46
3.	Michigan	42

AP NATIONAL TITLES

RK.	SCHOOL	TITLES
1.	Alabama	12
2.	Notre Dame	8
3.	Oklahoma	7
4.	Miami	5
	Ohio State	5
	USC	5
t-7.	Nebraska	4

COACHES POLL NATIONAL TITLES

RK.	SCHOOL	TITLES
1.	Alabama	11
2.	Oklahoma	6
3.	USC	5
t-4.	Nebraska	4

NATIONAL TITLES SINCE 1970

RK.	SCHOOL	TITLES
1.	Alabama	12
2.	Nebraska	5
	Miami	5

BOWL APPEARANCES

RK.	SCHOOL	BOWLS
1.	Alabama	66
2.	Texas	56
3.	Georgia	55
4.	Oklahoma	54
t-5.	Nebraska	53

HEISMAN TROPHY WINNERS

RK.	SCHOOL	WINNERS
1.	Notre Dame	7
	Ohio State	7
	Oklahoma	7
4.	USC	6
t-5.	Nebraska	3

NFL DRAFT PICKS

RK.	SCHOOL	PICKS
1.	Notre Dame	520
2.	USC	517
3.	Ohio State	473
4.	Oklahoma	402
5.	Michigan	387
6.	Alabama	384
7.	Penn State	367
8.	Nebraska	364

ACTIVE FBS LEADERS IN CAREER RECEIVING YARDS

RK.	PLAYER	SCHOOL	GAMES	YPG
1.	Justin Hall	Ball State	51	3,278
2.	Jerreth Sterns	Western Kentucky	34	3,052
3.	Samori Toure	Montana/Nebraska	44	3,009

Note: NCAA FBS active career leaders include a player's FCS stats, if applicable

TOURE LEADING HUSKER RECEIVING CORPS

Samori Toure joined the program in January after earning FCS All-America honors at Montana. Toure has made his mark for the Huskers, leading NU with 27 catches, 521 yards and three touchdowns.

- Toure averages 19.3 yards per reception to rank second in the Big Ten and 18th nationally in that category. Toure's per catch average ranks sixth among Nebraska players to have at least 20 receptions in a season.
- Toure caught two passes for 136 yards against Buffalo, scoring on a pair of 68-yard touchdown receptions. Toure's two catches of better than 65 yards marked the third time in school history a Husker player had accomplished that statistical achievement, joining Irving Fryar (1983 at Minnesota, 70 and 68 yards) and Frantz Hardy (2006 vs. Kansas, 78 and 75 yards).
- Toure's 136-yard effort against Buffalo was his second straight 100-yard receiving game. He had eight catches for 133 yards against Fordham. Toure was the first Husker with back-to-back 100-yard receiving games since JD Spielman against Purdue and Wisconsin in 2018.
- Toure added his third 100-yard receiving game of the season against Northwestern, when he had two catches for 108 yards and a touchdown. He helped set the tone for the game with a 70-yard reception on the game's first play from scrimmage.
- Toure's three 100-yard receiving games this season rank ninth in Nebraska history. He has 11 career 100-yard receiving games, including eight at Montana.
- Toure's three catches of longer than 60 yards are tied for the most in the nation.

Toure caught 87 passes for a school-record 1,495 receiving yards at Montana in 2019, which ranked second nationally. He came to Nebraska with career totals of 155 receptions, 2,488 yards and 20 touchdowns. Against Michigan, Toure surpassed the 3,000-yard career mark and now has 3,009 career receiving yards, third-most among active FBS players.

ALLEN PUTTING TOGETHER STRONG 2021 CAMPAIGN

Tight end **Austin Allen** is enjoying his best season as a Cornhusker in 2021, and is a strong contender for All-Big Ten honors. The Aurora, Neb., native has 24 receptions for 343 yards on the season, and is coming off a career game at Minnesota.

- Allen caught five passes for a career-high 121 yards and a touchdown at Minnesota. His 121 yards bettered his previous career high by 60 yards, and each of his first four receptions covered at least 20 yards. Allen's 121 receiving yards tied for the fifth-most in a game for a Husker tight end and marked the first 100-yard receiving game by an NU tight end since 2017.
- In addition to his four 20-yard catches at Minnesota, Allen had a career-long 46-yard TD catch against Michigan, giving him five long receptions in the past two games. His average of 14.3 yards per reception leads all Big Ten tight ends.
- Allen had a career-high six receptions at No. 3 Oklahoma and added four each against Michigan State and Fordham, when he had a then-career-high 61 yards.
- Allen is on pace to challenge Nebraska tight end season records for receptions and receiving yards. He is 10 catches from the season tight end record of 34 catches by Tyler Hoppes in 2017. Allen needs 217 receiving yards to reach Junior Miller's 43-year-old record of 560 receiving yards by a tight end in 1978.

HUSKERS FEATURE NUMEROUS PLAY-MAKING OPTIONS

Toure and Allen are far from Nebraska's only playmakers at the offensive skill positions. The Huskers have four different players with 100-yard receiving games this season and have had multiple backs lead the rushing attack.

- **Oliver Martin** is in his second season at Nebraska in 2021, and opened the year by setting career highs in receptions (6) and yards (103) at Illinois. He also had a career-long 43-yard catch, and caught a four-yard touchdown pass, registering a touchdown catch at a third Big Ten school (also Michigan, Iowa). Martin missed four games because of injury, before returning against Northwestern. He averages 16.3 yards on his nine receptions this season.
- Martin had a 100-yard receiving game in the season opener and **Samori Toure** posted 100 receiving yards in games two and three. That marked the first time Nebraska had a 100-yard receiver in three straight games since the 2017 season.
- **Zavier Betts** has flashed his play-making ability in his two seasons in the program. Betts has 15 catches for 222 yards this season, including a career-high 62 yards on five catches at Michigan State. The previous week he had a career-long 55-yard catch at Oklahoma. Betts' speed was evident against Northwestern when he took an option pitch and raced 83 yards for a rushing touchdown. It was the longest run for a Husker since 2012.

- **Omar Manning** has 17 catches for 230 yards, and made his first career TD catch in the fourth quarter at Oklahoma.
- Sixth-year senior **Levi Falck** has 13 catches for 155 yards this season, including a 13-yard touchdown catch against Michigan. A graduate transfer from South Dakota, Falck surpassed 1,000 career receiving yards against Michigan.
- **Travis Vokolek** made four starts at tight end and caught nine passes for 91 yards in 2020. He was fifth on the team in receiving yards and was on the preseason watch list for the Senior Bowl. He missed the first three games in 2021 before returning at Oklahoma, where he showed his potential with a career-long 38-yard reception. He has five catches in 2021.
- At running back, **Rahmir Johnson** has stepped to the forefront in recent weeks. Johnson has 83 carries for 381 yards and four touchdowns in 2021. He has rushed for better than 65 yards in each of the past four games, including a career-high 83 yards on 11 carries at Minnesota before leaving with a third-quarter injury.
- Johnson's two touchdowns at Minnesota marked his second multi-TD game in three weeks (Northwestern). He also flashed his all-purpose ability against Michigan, catching seven passes for 105 yards, including a 41-yard touchdown. He finished with a career-high 172 all-purpose yards against the No. 9 Wolverines.
- Fellow running backs **Jaquez Yant** (127 yards vs. Northwestern) and **Markese Stepp** (101 yards vs. Fordham) have topped the century mark this season, while freshman **Sevion Morrison** also contributes in the running back rotation. True freshman **Gabe Ervin Jr.** held the starting role early in the season before suffering a season-ending knee injury at Oklahoma.

HUSKERS HAVE YOUNG, TALENTED OFFENSIVE LINE

The Nebraska offensive line had significant experience heading into the 2021 season, but all 23 offensive linemen are also eligible to return for 2022. The group has helped NU become the only Power Five program to average 200 rushing yards each of the last three seasons (2018, 2019, 2020). NU is in position to reach that plateau again this season, averaging 212.6 rushing yards per game.

- **Cam Jurgens** has started 26 of Nebraska's 28 games at center since the start of the 2019 season. In 2019, Jurgens became the first Husker freshman to ever start a game at center. A member of the Rimington Trophy Watch List, Jurgens is one of the Big Ten's top centers.
- As a true freshman, **Turner Corcoran** started the final game at left tackle last season, becoming the first true freshman to ever start at left tackle for Nebraska. He has started five games at left tackle in 2021, along with two starts at right tackle.
- Offensive guard **Matt Sichterman** is a first-time starter in 2021 and has started all eight games at right guard.
- **Bryce Benhart** has started six of eight games at right tackle this season and has 14 career starts.
- The starting line the past three weeks has also featured **Noure Nouili** making his first Husker starts at left guard. A native of Frankfurt, Germany, Nouili transferred to Nebraska from Colorado State.
- True freshman **Teddy Prochazka** made his first career start at left tackle against Northwestern, and was in that spot against Michigan before being injured. He joined Corcoran as the only true freshmen in Nebraska history to start a game at left tackle. He is also one of only seven true freshmen to start any game on the offensive line in Husker history. Prochazka will miss the rest of the 2021 season.

FOUR HUSKERS SERVING AS 2021 TEAM CAPTAINS

Austin Allen, Damion Daniels, Adrian Martinez and **Cam Taylor-Britt** were elected as captains for the 2021 season. Martinez, who was also selected as a team captain in 2019 and 2020, is the first three-time captain in the history of Nebraska football.

- Allen has played in 40 games in his Husker career with 20 starts. He was named to the preseason watch list for the Mackey Award and was selected for the Senior Bowl watch list. He has caught 51 passes in his career for 716 yards.
- Daniels is the second member of his family to be selected as a Nebraska captain, as his older brother Darrion was a team captain for the 2019 season. Damion and Darrion are the ninth brothers to each serve as Husker captains, and the first since Ty Steinkuhler (2008) and Baker Steinkuhler (2012) were each captains as seniors. Damion has played in 40 career games.
- The first three-time captain in program history, Martinez is in his fourth season as Nebraska's starting quarterback. Martinez has started 35 games in his career, and he owns one Nebraska game record, five season marks and five career records.
- Taylor-Britt was a second-team All-Big Ten selection in 2020. He led the Huskers with four pass breakups, and tied for the team lead with two interceptions. Taylor-Britt has 24 career starts.

CHARTING THE HUSKERS

CONSECUTIVE HOME SELLOUTS*

RK.	SCHOOL	SELLOUTS
1.	Nebraska	379
2.	Oklahoma	138

*2020 season not counted due to pandemic

WINS THE LAST 50 SEASONS

RK.	SCHOOL	WINS
1.	Oklahoma	472
2.	Ohio State	469
3.	Alabama	456
4.	Nebraska	450

WINS THE LAST 40 SEASONS

RK.	SCHOOL	WINS
1.	Ohio State	375
2.	Oklahoma	371
3.	Nebraska	367
4.	Florida	356
	Florida State	356

WINS THE LAST 30 SEASONS

RK.	SCHOOL	WINS
1.	Ohio State	296
2.	Oklahoma	280
3.	Florida	276
4.	Georgia	272
5.	Alabama	267
6.	Florida State	263
7.	Clemson	260
	Wisconsin	260
9.	Virginia Tech	257
	Oregon	257
11.	Nebraska	255
	LSU	255
13.	Texas	251
14.	Penn St.	250
	Boise St.	250

9-WIN SEASONS

RK.	SCHOOL	SEASONS
1.	Alabama	51
2.	Nebraska	50
3.	Oklahoma	48

10-WIN SEASONS

RK.	SCHOOL	SEASONS
1.	Oklahoma	41
2.	Alabama	40
3.	Michigan	29
4.	Nebraska	27

WEEKS RANKED IN AP POLL

RK.	SCHOOL	WEEKS
1.	Ohio State	943
2.	Michigan	880
3.	Oklahoma	870
4.	Notre Dame	842
5.	Alabama	834
6.	USC	787
7.	Texas	748
8.	Nebraska	730

WEEKS RANKED NO. 1 IN AP POLL

RK.	SCHOOL	WEEKS
1.	Alabama	136
2.	Ohio State	105
3.	Oklahoma	101
4.	Notre Dame	98
5.	USC	91
6.	Florida State	72
7.	Nebraska	70

NEBRASKA FOOTBALL FACTS

HISTORY

Season of Football.....	132nd
All-Time Games Played	1,353
National Ranking in All-Time Wins	7th
All-Time Bowl Appearances	53
National Ranking in Bowl Appearances	5th

CHAMPIONSHIPS

National Championships	5
Back-to-Back National Championships	2
Undefeated Seasons	11
Perfect Seasons	9
Conference Championships	46

RECORD BREAKDOWN

All-Time Record.....	908-405-40
All-Time Bowl Record.....	26-27
Home Games	553-162-20
Memorial Stadium	426-139-13
Record in August.....	14-1-0
Record in September	181-51-6
Record in October.....	365-149-19
Record in November.....	309-168-15
Record in December	24-15-0
Record in January.....	14-21-0
Record in February	1-0-0
In Overtime.....	8-7
At Night.....	101-45-3
When Scoring 35+ Points.....	374-9
When Allowing 10 Points or Less ...	578-47-29
vs. Big Ten Teams	124-114-9
» In Big Ten Play (since 2011).....	44-46
» Home.....	24-19
» Away.....	20-26
» Neutral	0-1
vs. Ranked Teams	105-137-3
» Home.....	51-44-0
» Away.....	28-66-3
» Neutral	26-27-0
» as No. 1 Team	46-7-1

STREAKS

Consecutive Games Scoring a Point	323
Consecutive Home Games Scoring a Point...	348
Consecutive Home Sellouts.....	379
Record in Sellout Streak	315-64
» vs. Ranked Teams.....	47-33

INDIVIDUAL HONORS

College Football Hall of Fame Players	19
College Football Hall of Fame Coaches.....	6
First-Team All-Americans	110
Unanimous All-Americans.....	54
CoSIDA Academic All-Americans*	108
NCAA Top Ten Award Winners*	9
Heisman Trophy Winners	3
Walter Camp Award Winners	3
Maxwell Trophy Winners	1
Outland Trophy Winners*.....	9
Lombardi Trophy Winners.....	5
Butkus Award Winners.....	1
Johnny Unitas Golden Arm Award Winners..	1
Davey O'Brien Award Winners.....	1
Rimington Award Winners.....	1
Bednarik Award Winners	1
Nagurski Trophy Winners	1
Retired Jerseys	25
First-Team All-Conference Selections	520

*Total leads the nation

HUSKER GRADUATES

- Austin Allen
- Broc Bando
- Chancellor Brewington (Northern Arizona)
- Kyan Brumfield (Colgate)
- Connor Culp (LSU)
- Damion Daniels
- Marquel Dismuke
- JoJo Domann
- Levi Falck (South Dakota)
- Trent Hixson
- Will Honas
- Chris Kolarevic (Northern Iowa)
- Adrian Martinez
- Lane McCallum
- Matt Sichterman
- Ben Stille
- Deontre Thomas
- Samori Toure (Montana)
- Travis Vokolek
- Deontai Williams

MOST GRADUATES ON ROSTER

RK.	TEAM	GRADUATES
1.	Illinois	29
2.	Western Kentucky	27
3.	SMU	26
	Louisiana Tech	26
5.	Liberty	24
	South Carolina	24
7.	Arizona State	23
	Auburn	23
	Iowa State	23
	Virginia	23
11.	Kent State	21
	UCF	21
13.	Nebraska	20
	Kansas State	20

FROST IN FOURTH SEASON LEADING HUSKERS

Scott Frost is in his fourth season at Nebraska in 2021. The consensus 2017 national coach of the year, Frost boasts a 34-32 career record in his sixth season as a collegiate head coach.

- Frost is 15-25 in four seasons at Nebraska with 17 losses by one score or less, including 10 by five or fewer points.
- Nebraska went 3-5 in the abbreviated 2020 season. Three of the Huskers' five losses were by a touchdown or less, including two one-possession losses to Northwestern and Iowa teams that both finished the year ranked in the top 20.
- Frost has been a proven winner in his coaching career. In his 15th season as a full-time assistant or head coach, Frost's teams have posted a 137-50 record, averaging better than nine wins per season. Frost has been a part of seven conference championship teams in his 14 seasons and has twice coached in the national championship game.
- At UCF, Frost became the first coach in FBS history to turn a winless team into an undefeated team in just two years.
- Frost's teams have been ranked in the top 15 in 10 of his 14 seasons, including eight final top-10 rankings and six final top-five rankings.

HUSKERS BOAST 20 GRADUATES PLAYING THIS SEASON

A total of 20 Huskers are playing this season as college graduates. The group of graduates includes all eight seniors and 12 juniors. Fourteen players earned their degree from Nebraska, while the remaining six players were graduate transfers into the Husker program.

- Nebraska is one of only 14 FBS programs - including just two Big Ten teams (Illinois - 29) - with at least 20 college graduates on their 2021 roster.
- **Ben Stille** has already earned both his bachelor's and master's degree in nutrition and health sciences and began coursework on a second master's degree this fall.

HUSKER STREAKS CONTINUE INTO 2021 SEASON

A pair of impressive team streaks carry over into the 2021 season, while a legendary streak resumed following a one-year hiatus in 2020.

- Nebraska has sold out 379 consecutive games at Memorial Stadium, dating from the next-to-last home game of the 1962 season through the Michigan game. The Huskers' legendary sellout streak - an NCAA record - was paused during the 2020 season.
- The Huskers have scored in 323 consecutive games. The streak is the longest in school history, the seventh-longest in FBS history and the fifth-longest active streak. The last time Nebraska was shut out was a 19-0 loss at No. 17 Arizona State on Sept. 21, 1996.
- Nebraska has also scored in 348 consecutive home games, a school record. The last time the Huskers were shut out at home came on Nov. 9, 1968, against Kansas State (12-0 loss).
- Nebraska is 254-0 all-time when scoring 35 or more points at home. **Scott Frost** is 24-0 in his head coaching career when his team scores at least 35 points.

NEBRASKA AMONG TOP ALL-TIME PROGRAMS

Nebraska is playing its 132nd season this fall, and the Huskers boast a 908-405-40 all-time record in 1,353 games (.686). Nebraska is one of eight programs with 900 wins.

- Nebraska became the fifth member of the 900-win club at Illinois on Sept. 21, 2019, joining Michigan, Ohio State, Texas and Alabama as 900-win programs at the time. Notre Dame, Oklahoma and Penn State have since joined the elite club.

ALL-TIME LONGEST STREAKS WITHOUT BEING SHUT OUT

RK.	PLAYER	YEAR BEGAN	YEAR ENDED	GAMES
1.	Florida	1988	Active	416
2.	Michigan	1984	2014	365
3.	BYU	1975	2003	361
4.	TCU	1992	Active	361
5.	Virginia Tech	1995	Active	339
6.	Georgia	1995	Active	334
7.	Nebraska	1996	Active	323
8.	Air Force	1992	2017	306
9.	Boise State	1997	Active	305

Note: List includes all streaks of at least 300 games

- Since 1970, Nebraska owns a 474-165-5 record (.740) with five national championships. The Huskers rank second among all FBS programs in national titles and fourth in wins since 1970.
- NU boasts 27 10-win seasons in school history, including 24 since 1970. The Huskers also have 12 seasons with 11 or more wins, seven seasons with 12 or more wins and three 13-win seasons.
- The Huskers own 50 nine-win seasons, one behind Alabama for the most in NCAA history. Forty-two of those seasons have come since 1970 and 48 since 1962, 12 more than any other school.
- Nebraska was the first team in NCAA history to win 100 games in consecutive decades, leading the nation with 103 wins in the 1980s and ranking second with 108 wins in the 1990s.

NEBRASKA ALSO EXCELS IN THE CLASSROOM

Nebraska's rich tradition is not limited to the field, extending to a history of success in the classroom.

- NU owns the NCAA Division I record with 347 CoSIDA Academic All-Americans across all sports.
- Husker football has produced 108 CoSIDA Academic All-Americans, the most of any single sport in NCAA history.
- Nebraska owns the NCAA record with 18 NCAA Top 10 Award Winners, which is considered the "Heisman Trophy" of academics for NCAA student-athletes.
- Nebraska football has produced nine NCAA Top 10 Award winners, the most of any single team in NCAA history.
- Nebraska recorded an all-time high in the most recent NCAA Graduation Success Rate numbers released in November of 2020. Nebraska's all-sports GSR rate of 94 percent marked the eighth consecutive year the Huskers GSR rate had improved.
- The football team posted a program-record team grade-point average of 3.297 in the 2020 spring semester. Following the spring 2021 semester, the football team's cumulative GPA was 3.137.

HUSKERS RANK HIGHLY IN NATIONAL CHAMPIONSHIPS

Nebraska has won five national championships, including three outright titles (1971, 1994, 1995) and two shared championships (1970, 1997). In 1970, Nebraska was awarded the Associated Press national title, but was No. 3 in the coaches poll behind No. 1 Texas and No. 2 Ohio State, both of whom lost their bowl games (the coaches' poll was voted on before bowl games). In 1997, undefeated Nebraska was voted No. 1 in the coaches' poll, while undefeated Michigan was No. 1 in the AP poll.

- Nebraska's four AP national championships rank seventh all-time.
- The Huskers' four coaches' poll national championships rank fourth all-time.

NEBRASKA NO. 2 IN CONFERENCE TITLES

Nebraska is one of only five schools in NCAA history that has won at least 40 conference championships, ranking second all-time with 46 conference titles. In 36 seasons (1962-97) under Hall-of-Fame coaches Bob Devaney (8) and Tom Osborne (13), the Huskers won 21 conference titles.

MOST CONFERENCE TITLES

RK.	TEAM	TOTAL
1.	Oklahoma	50
2.	Nebraska	46
3.	Michigan	42
4.	Ohio State	41
5.	USC	40

HUSKERS OWN BIG HOME-FIELD ADVANTAGE

Nebraska has enjoyed much success in its history when playing at home in Memorial Stadium.

- Since 1970, NU is 284-58 (.830) at Memorial Stadium and has posted 41 perfect home seasons.
- The Huskers are 553-162-20 all-time in Lincoln (.766 in 130 years). Nebraska is 426-139-13 in Memorial Stadium (.750 in 99 years dating back to 1923).
- The Huskers are 48-9 all-time in Memorial Stadium night games.

HOME OF THE HUSKERS



Memorial Stadium's history dates nearly 100 years. In the fall of 1922, a drive for \$430,000 in stadium construction funds was undertaken by faculty, students, alumni and friends of the University.

The stadium was named Memorial Stadium to honor all Nebraskans who served in the Civil and Spanish-American Wars; the 751 Nebraskans who died in World War I; the 3,839 in World War II; the 225 in Korea; the 422 in Vietnam; and those in Iraq.

Construction was completed in a few more than 90 working days and Memorial Stadium was dedicated on Oct. 20, 1923, at the Homecoming game in which Nebraska was held to a scoreless tie by Kansas.

The field at Memorial Stadium was named Tom Osborne Field - after the Huskers' legendary Hall-of-Fame coach - in 1998, one year after Osborne's retirement following 25 years and 255 victories as head coach.

TOP 10 HOME CROWDS

RK.	DATE	OPPONENT	ATT.
1.	Sept. 20, 2014	Miami	91,585
2.	Sept. 14, 2013	UCLA	91,471
3.	Aug. 30, 2014	Fla. Atlantic	91,441
4.	Nov. 29, 2013	Iowa	91,260
5.	Sept. 27, 2014	Illinois	91,225
6.	Nov. 22, 2014	Minnesota	91,186
7.	Aug. 31, 2013	Wyoming	91,185
8.	Nov. 2, 2013	Northwestern	91,140
9.	Nov. 1, 2014	Purdue	91,107
10.	Oct. 25, 2014	Rutgers	91,088

TOP 5 SEASON ATTENDANCE

RK.	YEAR	GAMES	TOTAL	AVG.
1.	2014	7	638,744	91,249
2.	2013	8	727,466	90,933
3.	2016	7	631,402	90,200
4.	2015	7	629,986	89,998
5.	2017	7	628,583	89,798

LONGEST HOME WIN STREAKS

RK.	BEGAN	ENDED	WINS
1.	Oct. 19, 1991	Oct. 31, 1998	47
2.	Sept. 28, 1901	Oct. 20, 1906	33
3.	Nov. 27, 1998	Nov. 2, 2002	26
4.	Sept. 27, 1969	Nov. 23, 1972	23
5.	Oct. 3, 1981	Nov. 17, 1984	21

All streaks at Memorial Stadium, except for the 33-game streak from 1901 to 1906.

COACHING LEDGER

NEBRASKA (2018-PRESENT)

- Head Coach (15-25 Record)

UCF (2016-17)

- Head Coach (19-7 Record)

OREGON (2009-15)

- Offensive Coordinator (2013-15)
- Assistant Coach (WR) (2009-12)

NORTHERN IOWA (2007-08)

- Co-Defensive Coordinator (2008)
- Assistant Coach (LB) (2007)

KANSAS STATE (2006)

- Graduate Assistant

NEBRASKA (2002)

- Graduate Assistant

YEARLY TEAM RECORDS

YEAR	TEAM (ROLE)	RECORD
2007	Northern Iowa (AC)	12-1
2008	Northern Iowa (DC)	12-3
2009	Oregon (AC)	10-3
2010	Oregon (AC)	12-1
2011	Oregon (AC)	12-2
2012	Oregon (AC)	12-1
2013	Oregon (OC)	11-2
2014	Oregon (OC)	13-2
2015	Oregon (OC)	9-3
2016	UCF (HC)	6-7
2017	UCF (HC)	13-0
2018	Nebraska (HC)	4-8
2019	Nebraska (HC)	5-7
2020	Nebraska (HC)	3-5
2021	Nebraska (HC)	3-5

HEAD COACHING RECORD 34-32

YEARLY FINAL TEAM RANKINGS

YEAR	TEAM (ROLE)	RANK
2007	UNI (AC)	4th
2008	UNI (DC)	4th
2009	Oregon (AC)	11th
2010	Oregon (AC)	3rd
2011	Oregon (AC)	4th
2012	Oregon (AC)	2nd
2013	Oregon (OC)	9th
2014	Oregon (OC)	2nd
2015	Oregon (OC)	14th
2016	UCF (HC)	NR
2017	UCF (HC)	6th
2018	Nebraska (HC)	NR
2019	Nebraska (HC)	NR
2020	Nebraska (HC)	NR

CONFERENCE TITLES (7)

YEAR	TEAM	CONFERENCE
2007	UNI (AC)	Gateway
2008	UNI (DC)	Missouri Valley
2009	Oregon (AC)	Pac-10
2010	Oregon (AC)	Pac-10
2011	Oregon (AC)	Pac-12
2014	Oregon (OC)	Pac-12
2017	UCF (HC)	American

PLAYING LEDGER

NATIONAL FOOTBALL LEAGUE

- 3rd-Round Pick in 1998 NFL Draft
- 6-Year NFL Career at Safety

NEBRASKA CAREER

- 1995 & 1997 National Champion
- 24-2 Record as Starting Quarterback
- 1996 Big 12 Newcomer of the Year

HEAD COACH SCOTT FROST



HISTORIC TURNAROUND AT UCF

At UCF, Frost produced the greatest two-year turnaround in college football history, inheriting an 0-12 team and leading the Knights to a 13-0 record just two years later.

- In his first season in 2016, Frost made history as the only first-time head coach in FBS history to make a bowl game with a team that was winless the previous season.
- UCF tied for the national lead with a six-win improvement from the 2015 to 2016 season. The Knights then ranked third nationally after improving by seven wins from the 2016 to 2017 season.
- The Knights' seven-win improvement from 2016 to 2017 ranked 11th in NCAA history and marked just the second time ever a bowl team improved by more than six wins the next season.
- UCF was the American Athletic Conference and Peach Bowl champions and was the only FBS team to go undefeated in 2017.
- Frost called UCF's plays, orchestrating the greatest two-year offensive turnaround in NCAA history. The Knights went from last to fifth in total offense, improving their output by more than 260 yards per game. UCF also went from third-to-last to first in scoring offense, improving by nearly 35 points per game.

13-0 AS A PLAYER & COACH

In his second year as a head coach, Scott Frost guided UCF to a 13-0 record in 2017, when the Knights were the nation's only undefeated team.

- Frost was the fourth coach in FBS history to post a 13-0 record or better in either his first or second season as a head coach. Among that quartet, Frost is the only coach who inherited a team that won fewer than five games, as UCF went 0-12 the year before Frost's arrival.
- Frost is one of only seven active FBS head coaches who has posted a 13-0 season or better, joining Jimbo Fisher, Gary Patterson, Ed Orgeron, Nick Saban, Dabo Swinney and Kyle Whittingham.
- Frost also led Nebraska to a 13-0 record and a national title as the Huskers' starting quarterback in 1997. Frost was the first person in NCAA history to be part of a 13-0 season as both a player and a head coach.

NATIONAL COACH OF THE YEAR

Frost was the consensus choice as the 2017 national coach of the year, earning the honor from at least eight different organizations.

- Frost won the 2017 Paul "Bear" Bryant Award as the national coach of the year. He joined Chris Petersen (2006 & 2009, Boise State) as the only coaches in the 32-year history of the award to win the honor while coaching a team outside of a Power Five Conference.
- Frost was also the AP Coach of the Year, becoming the sixth coach to win the award in his first or second season as a head coach.

FROST A TOP OFFENSIVE COACH

For each of the last 12 years, Scott Frost has either been an offensive assistant, offensive coordinator or head coach who calls the offensive plays. During that time, he has consistently proven to be one of the nation's finest offensive coaches.

- In 12 seasons coaching offense, Frost has worked with eight units that finished in the top 10 nationally in scoring, including seven that ranked in the top five.
- Frost has also been a part of seven teams that ranked in the top 10 nationally in total offense the past 12 seasons.

FROST A PROVEN WINNER

Frost is a proven winner. In his 15-year full-time coaching career, Frost's teams have combined for a 137-50 record.

- Frost teams have averaged better than nine wins per season, including seven 12-win campaigns.
- He has won seven conference titles in 14 years.
- Frost has coached in two national title games and his teams have finished with a top-10 ranking eight times in the past 14 years.
- In two seasons as UCF's head coach, the Knights were the nation's most improved team in 2016 and were the only FBS team to go undefeated in 2017.
- As a Husker quarterback, Frost was a two-time national champion who helped NU to a 36-2 record, including a 24-2 mark as a starter.
- Frost is one of four active head coaches who won a national title as a player and is the only coach who won multiple national titles as a player.

NEBRASKA ASSISTANT COACHES



MATT LUBICK OFFENSIVE COORDINATOR WIDE RECEIVERS

- 2nd Season at Nebraska
- 26th Career Season
- 5th Year as an Offensive Coord.

Lubick has coached in the ACC, Big Ten and Pac-12, serving as offensive coordinator at Oregon, Washington and Nebraska. In his last seven seasons, Lubick has worked with four top-25 scoring offenses. His offenses have ranked in the top 25 nationally in completion percentage each of his four years as a coordinator, including NU in 2020 (9th). The 2012 National Wide Receivers Coach of the Year, Lubick coached two of the 10 all-time leading receivers at Washington.



GREG AUSTIN OFFENSIVE LINE RUN GAME COORDINATOR

- 4th Season at Nebraska
- 12th Career Season
- 2 Years of NFL Experience

A former Husker All-Big 12 offensive lineman, Austin has coached the offensive line at the Power Five and NFL levels. His lines have paved the way for a top-25 offense at each of his three collegiate stops. Austin also serves as the Huskers' run game coordinator.



SEAN BECKTON TIGHT ENDS

- 4th Season at Nebraska
- 26th Career Season
- 23 Years of Collegiate Experience

Beckton has developed NFL draft picks at three different positions: cornerback, wide receiver and tight end. Husker tight ends set career highs in every category in 2019 and helped Nebraska rank 9th nationally in completion percentage in 2020.



RYAN HELD RUNNING BACKS RECRUITING COORDINATOR

- 4th Season at Nebraska
- 22nd Career Season
- 13 Years as a Head Coach

Held won two national titles as a player at Nebraska, and he has won two national titles as a coach (Nebraska & Tennessee). He has coached a running back who has ranked in the top 15 nationally in yards per carry two of the last four seasons.



MARIO VERDUZCO QUARTERBACKS

- 4th Season at Nebraska
- 45th Career Season
- 35 Years of Collegiate Experience

Verduzco was a nominee for assistant coach of the year in 2018 after Adrian Martinez was the second true freshman in NCAA history to average 200 yards passing and 50 yards rushing. In 2017, UCF's McKenzie Milton was second nationally in pass efficiency.



ERIK CHINANDER DEFENSIVE COORDINATOR

- 4th Season at Nebraska
- 19th Career Season
- 6th Year as a Defensive Coord.

Chinander boasts NFL coaching experience and has coached in two FBS national title games and one FCS Championship Game. He earned a nomination for the Broyles Award at UCF in 2016. The defense then preserved UCF's perfect season in 2017 with a pair of game-clinching interceptions in the conference title game and the Peach Bowl. At Nebraska in 2020, the Huskers allowed their fewest yards per game (386.5) since the 2016 season.



MIKE DAWSON OUTSIDE LINEBACKERS SPECIAL TEAMS COORD.

- 2nd Season at NU (3rd Overall)
- 23rd Career Season
- 4 Years of NFL Experience

Dawson boasts four years of NFL coaching experience, and he has also been a collegiate defensive coordinator. He has experience coaching both defensive linemen and outside linebackers in college and the NFL. Dawson is also NU's special teams coordinator.



TRAVIS FISHER DEFENSIVE BACKS

- 4th Season at Nebraska
- 9th Career Season

Fisher is a rising star following a nine-year NFL career. He has coached 12 all-conference defensive backs the past five years and all four Husker secondary starters were All-Big Ten in 2020. Fisher's units have ranked in the top 25 in interceptions twice in the last five years.



BARRETT RUUD INSIDE LINEBACKERS

- 4th Season at Nebraska
- 7th Career Season

Mohamed Barry totaled more than 200 tackles in his two seasons under Ruud, earning All-Big Ten honors both years. Ruud is Nebraska's all-time leading tackler, and he posted four consecutive 100-tackle seasons for the Tampa Bay Bucs as part of his eight-year NFL career.



TONY TUIOTI DEFENSIVE LINE

- 3rd Season at Nebraska
- 19th Career Season
- 2 Years of NFL Experience

Tuioti has NFL experience as a defensive line coach and has coached at two of the seven winningest programs in NCAA history. Two of his three starting defensive linemen in 2019 were selected in the NFL Draft, while the third signed a free agent contract.

GAME DAY COACHING SPOTS

SIDELINES

- Scott Frost, Head Coach
- Greg Austin, Defensive Line
- Sean Beckton, Tight Ends
- Mike Dawson, OLB/Special Teams
- Travis Fisher, Defensive Backs
- Barrett Ruud, Inside Linebackers
- Tony Tuioti, Defensive Line
- Mario Verduzco, Quarterbacks

COACHES BOOTH

- Erik Chinander, Defensive Coordinator
- Matt Lubick, Offensive Coordinator/WRs
- Ryan Held, Running Backs

NEBRASKA SUPPORT STAFF

STRENGTH COACHES

- Zach Duval, Head Strength Coach
- Jasen Carlson, Assistant Strength Coach
- Dan Millington, Assistant Strength Coach
- Andrew Strop, Assistant Strength Coach
- Ryan Teifer, Performance Intern

FOOTBALL ADMINISTRATION

- Matt Davison, Associate A.D. - Football
- Andrew Sims, Dir. of Football Operations
- Austin Herink, Assoc. Dir. of Football Oper.
- Joni Duff, Football Administrative Assistant

ANALYSTS & QUALITY CONTROL

- Ron Brown, Senior Offensive Analyst
- Frank Verducci, Senior Offensive Analyst
- Mike Cassano, Offensive Analyst
- Steve Demeo, Offensive Analyst
- Keanon Lowe, Offensive Analyst
- Demeitre Brim, Defensive Analyst
- Bill Busch, Defensive Analyst
- Bobby Maffei, Defensive Analyst
- Dan Dillon, Recruiting Analyst
- Steve Cooper, Offensive Quality Control
- Sean Beckton Jr., Develop. Perf. Quality Control

PLAYER PERSONNEL & RECRUITING

- Sean Dillon, Director of Player Personnel
- Ryan Callaghan, Asst. Dir. of Player Personnel
- Marco Castro-Walker, Dir. of Player Develop.
- Kenny Wilhite, Director of High School Relations
- Trent Mossbrucker, Dir. of Recruiting & Admin.

GRADUATE ASSISTANTS

- Quentin Carter
- Joey Connors
- Jon Germano
- Marcell Lazard

FOOTBALL VIDEO & CREATIVE STAFF

- Matt Haron, Director of Video Technology
- Orah Garst, Dir. of Creative & Engagement
- Hunter Krehnke, Director of Graphic Design
- Rob Washington, Digital Producer for Football
- Geno Velasco, Video Producer for Football
- Cole Gerke, Video Assistant for Football

ADDITIONAL FOOTBALL STAFF

- Jay Terry, Assistant A.D. - Equipment Operations
- Bryan Harrod, Equipment Manager
- Kyle Kotrous, Equipment Manager
- Mark Mayer, Head Football Athletic Trainer
- Drew Hamblin, Assistant Athletic Trainer
- Dave Ellis, Director of Performance Nutrition
- Brett Haskell, Director of Sport Psychology

2021 NEBRASKA SEASON NOTEBOOK

SCHEDULE NOTES

- Nebraska will play four games - one-third of its schedule - against opponents ranked in the final 2020 AP poll, including three of its first 10 games against top-10 teams from last season. Nebraska also faces four teams ranked in the 2021 preseason AP poll: Oklahoma (2nd), Ohio State (4th), Wisconsin (12th) and Iowa (18th).

2020 TOP-25 TEAMS ON SCHEDULE

GM	DATE	OPPONENT	RANK
4	Sept. 18	at Oklahoma	6th
6	Oct. 2	Northwestern	10th
10	Nov. 6	Ohio State	2nd
12	Nov. 26	Iowa	16th

- Nebraska and Oklahoma celebrated the 50th anniversary of the "Game of the Century" when the teams met in Norman on Sept. 18. On Nov. 25, 1971, No. 1 Nebraska defeated No. 2 Oklahoma, 35-31, in a battle of undefeated teams in Norman.

COACHING STAFF NOTES

- **Scott Frost** is in his sixth season as a head coach and fourth year at Nebraska. Frost is one of four former Husker players to return to the Nebraska sideline as head coach, and he is one of 18 FBS head coaches coaching at his alma mater in 2021.
- Nebraska's staff also includes former Huskers **Greg Austin** (2003-06), **Ryan Held** (1993-96) and **Barrett Ruud** (2001-04).
- Frost is one of only five active FBS head coaches to win a national title as a player. Both Frost (1995 & 1997) and Ryan Held (1994 & 1995) were two-time national champions as Huskers.
- Frost and seven of his 10 assistant coaches are in their sixth consecutive season working together, including two seasons at UCF.
- Frost and all 10 full-time assistants from the 2020 season returned for this fall. This season marks the first time since 2014 that Nebraska returned its entire coaching staff intact.
- Frost was the 2017 national coach of the year, while offensive coordinator **Matt Lubick** was a finalist for AFCA Assistant Coach of the Year in 2012. Defensive coordinator **Erik Chinander** was a nominee for the 2016 Broyles Award and quarterbacks coach **Mario Verduzco** was a Broyles Award nominee in 2018.
- Frost's teams have been ranked in the top 15 in 10 of his first 14 seasons as a full-time coach. Of those 10 seasons, Frost's teams have posted eight top-10 rankings and six top-five rankings.

HUSKER CAPTAIN NOTES

- **Austin Allen**, **Damion Daniels**, **Adrian Martinez** and **Cam Taylor-Britt** will serve as team captains for the 2021 season.
- Martinez is a captain for the third straight year, the only three-time captain in program history.
- Damion Daniels joins his brother Darrion (2019) as a Husker team captain. The Daniels are the ninth pair of brothers to each be selected as Nebraska team captains.

ROSTER NOTES

- Nebraska's roster features 155 players. With the NCAA granting a free year of eligibility for the 2020 season, all returning Huskers are listed with the same class as last year, leading to more than 60 percent of the Husker roster being comprised of freshmen.

HUSKER ROSTER CLASS BREAKDOWN

CLASS	TOTAL	% OF ROSTER
Freshmen	71	47%
Redshirt Freshmen	29	17%
Total Freshmen	100	64%
Sophomores	25	16%
Juniors	23	15%
Seniors	8	5%

- The Husker roster features 107 returning players and 48 newcomers. Nebraska returns a total of 21 starters and 52 letterwinners.
- Nebraska added 48 players - 23 scholarship student-athletes and 25 walk-ons - since last season. That group includes 40 true freshmen and eight transfers. Among the transfers, three came from FBS schools, three from FCS programs, one from the junior college rank and one from the NAIA.
- Nebraska's roster features players from 26 states and three foreign countries (Australia, Canada and Germany).
- Nebraska has had a letterwinner from 47 of the 50 states in its history, missing only Idaho, New Hampshire and Rhode Island.
- States with multiple players on the Huskers' 2021 roster include: Nebraska (69), Iowa (12), Texas (10), Florida (9), Georgia (8), Arizona (6), Alabama (4), California (4), Colorado (4), Kansas (3), Michigan (3), New Jersey (3), Minnesota (2), Oklahoma (2) and South Dakota (2).
- Hawaii, Illinois, Indiana, Missouri, North Carolina, New York, Nevada, Ohio, Oregon, Tennessee and Virginia each have one player represented on the 2021 roster.

ACADEMIC NOTES

- A total of 20 Huskers are playing the 2021 season as graduates, including all eight seniors.

HUSKERS WHO HAVE EARNED DEGREES

» Austin Allen	» Will Honas
» Broc Bando	» Chris Kolarevic
» Chancellor Brewington	» Adrian Martinez
» Kyan Brumfield	» Lane McCallum
» Connor Culp	» Matt Sichterman
» Damion Daniels	» Ben Stille
» Marquel Dismuke	» Deontre Thomas
» JoJo Domann	» Samori Toure
» Levi Falck	» Travis Vokolek
» Trent Hixson	» Deontai Williams

- Two more Huskers, Caleb Tannor and Cam Taylor-Britt, are on track to graduate in December.
- Nebraska set a program record with a 3.297 team grade-point average in the 2020 spring semester. Following the 2021 spring semester, the Huskers' cumulative team GPA was 3.137.

SCOUTING THE PURDUE BOILERMAKERS



Purdue holds a 4-3 record and a 2-2 Big Ten mark in 2021. The Boilermakers opened their season against Oregon State, winning 30-21. In Week 2, Purdue traveled to UConn where they shut out the Huskies 49-0. The Boilermakers took their first loss in Week 4 with a 27-13 setback at No. 7 Notre Dame. In Week 5, Purdue lost its first Big Ten game, falling to Minnesota, 20-13. The Boilermakers upset No. 2 Iowa in Week 6, winning 24-7. Purdue hosted Wisconsin in Week 7, falling 30-13.

Aidan O'Connell has completed 120-of-172 passes for 1,318 yards for seven touchdowns, while Jack Plummer has contributed seven touchdowns as well, completing 86-of-126 passes for 832 yards.

Defensively, Purdue ranks fourth in the conference in total defense, allowing 301.6 yards per game. The Boilermakers feature the best pass defense in the league, allowing only 160 passing yards per game. Jaylan Alexander leads the Boilermaker defense with 52 tackles and four tackles for loss.

2021 SCHEDULE

9/4	Oregon State	W, 30-21
9/11	@ UConn	W, 49-0
9/18	@ Notre Dame	L, 13-27
9/25	Illinois	W, 13-9
10/2	Minnesota	L, 13-20
10/16	@ Iowa	W, 24-7
10/23	Wisconsin	L, 13-30
10/30	@ Nebraska	2:30 p.m.
11/6	Michigan State	TBA
11/13	@ Ohio State	TBA
11/20	@ Northwestern	TBA
11/27	Indiana	TBA

HEAD COACH INFORMATION



HEAD COACH
JEFF BROHM

- 5th Season at Purdue (23-28 Record)
- 8th Career Season (53-38 Record)

Jeff Brohm is in his fifth season at Purdue and his eighth overall as a head coach. He boasts a career record of 53-38.

Prior to Brohm joining the staff, Purdue had a combined nine wins in four seasons. In Brohm's first season with the Boilermakers, the team won seven games and captured each of its rivalry trophies (the Cannon and the Old Oaken Bucket).

Brohm served as the head coach at Western Kentucky (2014-16). He held a 30-10 record for the Hilltoppers.

Before becoming a head coach, Brohm had short stints at UAB, Illinois, Florida Atlantic and Louisville as a quarterbacks coach, assistant head coach and offensive coordinator.

JEFF BROHM VS. NEBRASKA

Brohm will face Nebraska for the fifth time as a head coach on Saturday. Brohm holds a 2-2 record against the Huskers after Nebraska won 37-27 in West Lafayette, Ind. in 2020.

PURDUE STATISTICAL LEADERS

RUSHING	ATT.	YDS	YPC	YPG	TD
King Doerue	75	289	3.9	48.2	1
Dylan Downing	40	137	3.4	19.6	0
Zander Horvath	23	89	3.9	44.5	1

PASSING	CMP-ATT-INT	PCT	YDS	YPG	TD
Aidan O'Connell	120-172-8	69.8	1318	219.7	7
Jack Plummer	86-126-0	68.2	862	143.7	7

RECEIVING	REC.	YDS	YPC	YPG	TD
David Bell	44	712	16.2	118.7	4
Payne Durham	32	336	10.5	56.0	4
Milton Wright	25	275	11.0	39.3	2
Jackson Anthrop	22	193	8.8	27.7	0

PUNTING	NO.	YDS	AVG	LG	I20	50+
Jack Ansell	29	1148	39.9	54	8	3
Brendan Cropsey	4	163	40.8	56	2	1

PUNT RET.	NO.	YDS	AVG	TD
TJ Sheffield	11	86	7.8	0

KICK RET.	NO.	YDS	AVG	TD
Marcellus Moore	4	69	17.3	0
Jackson Anthrop	2	32	16.0	0

FIELD GOALS	FG-ATT	PCT	LG
Mitchell Fineran	10-12	83.3	48

TACKLES	TACK	TFL	SCK
Jaylan Alexander	52	4.0	1
Marvin Grant	40	2.5	0
Cam Allen	35	0.0	0
Jalen Graham	27	3.0	1
Kieren Douglas	26	1.0	0
George Karlaftis	24	5.5	3
Dedrick Mackey	24	2.0	0

STATISTICAL RANKING COMPARISON						
NEB.	CONF.	NAT.	CATEGORY	NAT.	CONF.	PUR.
212.6	3rd	22nd	Rushing Offense	129th	14th	74.3
266.4	4th	36th	Passing Offense	12th	2nd	317.6
479.0	2nd	12th	Total Offense	72nd	6th	391.9
30.8	4th	50th	Scoring Offense	106th	10th	22.1
139.9	8th	51st	Rushing Defense	53rd	9th	141.1
208.5	6th	42nd	Pass Defense	5th	1st	160.4
348.4	7th	44th	Total Defense	13th	4th	301.6
19.4	8th	25th	Scoring Defense	9th	4th	16.3
44%	4th	42nd	3rd-Down Offense	45th	5th	43%
37%	8th	49th	3rd-Down Defense	19th	3rd	33%
76%	10th	106th	Red Zone Offense	100th	8th	78%
90%	14th	100th	Red Zone Defense	15th	2nd	71%
36.1	14th	115th	Net Punting	92nd	13th	37.5
1.8	14th	127th	Punt Returns	73rd	8th	6.6
10.7	14th	99th	Punt Return Defense	76th	12th	8.3
15.0	12th	123rd	Kickoff Returns	127th	13th	14.0
20.7	10th	72nd	Kick Return Defense	93rd	12th	22.6
5.5	9th	38th	Penalties	7th	2nd	4.1
44.3	6th	25th	Penalty Yards	9th	2nd	38.7
10	10th	68th	Turnovers Gained	95th	14th	8
9	9th	56th	Turnovers Lost	99th	12th	13
+1	10th	67th	Turnover Margin	116th	12th	-5

PURDUE INFORMATION

Purdue owns a winning all-time record since the program's first season in 1887. A founding member of the Big Ten Conference (originally the Intercollegiate Conference of Faculty Representatives), Purdue has totaled 12 league championships. The most recent Big Ten title came in 2000.

The Boilermakers have gone undefeated five times. Purdue has a winning record in one of four seasons under Coach Brohm. The Boilermakers have played in 19 bowl games in their history, including two Rose Bowls. In the last full season in 2019, Purdue went 4-8 and finished 3-6 in the Big Ten.

- **First Year:** 1887
- **All-Time Record:** 624-582-48
- **Bowl Record:** 10-9
- **Conference Titles:** 12
- **National Titles:** 0
- **Stadium:** Ross-Ade Stadium
- **Capacity:** 57,236
- **Playing Surface:** Grass
- **Location:** West Lafayette, Indiana
- **Enrollment:** 34,920
- **Colors:** Black and Gold

THE LAST TIME AN INDIVIDUAL...

OFFENSE

100 YARDS RUSHING

Nebraska: Jaquez Yant (127), vs. Northwestern (Oct. 2, 2021)
Opponent: Bryce Williams (127), at Minnesota (Oct. 16, 2021)

200 YARDS RUSHING

Nebraska: Ameer Abdullah (225), vs. Rutgers (Oct. 25, 2014)
Opponent: Jonathan Taylor (204), vs. Wisconsin (Nov. 16, 2019)

300 YARDS RUSHING

Nebraska: Roy Helu Jr. (307), vs. Missouri (Oct. 30, 2010)
Opponent: Melvin Gordon (408), at Wisconsin (Nov. 15, 2014)

4 RUSHING TOUCHDOWNS

Nebraska: Ameer Abdullah (4), at Northwestern (Oct. 18, 2014)
Opponent: Melvin Gordon (4), at Wisconsin (Nov. 15, 2014)

MORE THAN 4 RUSHING TOUCHDOWNS

Nebraska: Calvin Jones (6), at Kansas (Nov. 9, 1991)
Opponent: Chris Brown (6), at Colorado (Nov. 23, 2001)

300 YARDS PASSING

Nebraska: Adrian Martinez (327), at Illinois (Sept. 21, 2019)
Opponent: Jack Plummer (334), at Purdue (Dec. 5, 2020)

400 YARDS PASSING

Nebraska: Tanner Lee, at Purdue (431), Oct. 28, 2017
Opponent: Clayton Thorson (455), at Northwestern (Oct. 13, 2018)

500 YARDS PASSING

Nebraska: Joe Ganz (510), vs. Kansas State (Nov. 10, 2007)
Opponent: Tim Rattay (590), Louisiana Tech (Aug. 29, 1998)

30 COMPLETIONS

Nebraska: Tanner Lee (32), at Purdue (Oct. 28, 2017)
Opponent: Jack Plummer (33), at Purdue (Dec. 5, 2020)

40 COMPLETIONS

Nebraska: Never Happened
Opponent: Clayton Thorson (41), at Northwestern (Oct. 13, 2018)

4 PASSING TOUCHDOWNS

Nebraska: Ryker Fyfe (4), at Purdue (Oct. 31, 2015)
Opponent: J.T. Barrett (5), Ohio St. (Oct. 14, 2017)

MORE THAN 4 PASSING TOUCHDOWNS

Nebraska: Joe Ganz (7), vs. Kansas St. (Nov. 10, 2007)
Opponent: J.T. Barrett (5), Ohio State, Oct. 14, 2017

TD PASS BY A NON-QUARTERBACK

Nebraska: De'Mornay Pierson-El (WR), at Northwestern (Oct. 18, 2014)
Opponent: Tommy Saunders (WR), at Missouri (Oct. 6, 2007)

10 RECEPTIONS

Nebraska: Stanley Morgan Jr. (10), vs. Minnesota (Oct. 20, 2018)
Opponent: Chris Autman-Bell (11), at Minnesota (Oct. 16, 2021)

100 RECEIVING YARDS

Nebraska: Austin Allen (121), at Minnesota (Oct. 16, 2021)
Opponent: Chris Autman-Bell (103), at Minnesota (Oct. 16, 2021)

200 RECEIVING YARDS

Nebraska: JD Spielman (209), at Wisconsin (Oct. 6, 2018)
Opponent: Flynn Nagel (220), at Northwestern (Oct. 13, 2018)

3 RECEIVING TOUCHDOWNS

Nebraska: Brandon Kinnie (3), at Oklahoma State (Oct. 23, 2010)
Opponent: Dezmon Briscoe (3), at Kansas (Nov. 3, 2007)

500 TOTAL OFFENSE YARDS

Nebraska: Joe Ganz (521), at Colorado (Nov. 23, 2007)
Opponent: Tim Rattay (568), Louisiana Tech (Aug. 29, 1998)

LONG OFFENSIVE PLAYS

60-69 YARD RUN

Nebraska: Jaquez Yant (64), vs. Northwestern (Oct. 2, 2021)
Opponent: Cam Wiley (61), Minnesota (Dec. 12, 2020)

70-79 YARD RUN

Nebraska: Adrian Martinez (71), vs. Buffalo (Sept. 11, 2021)
Opponent: Demry Croft (73, TD), at Minnesota (Nov. 11, 2017)

80-89 YARD RUN

Nebraska: Zavier Betts (83-TD), vs. Northwestern (Oct. 2, 2021)
Opponent: Jonathan Taylor (88, TD), at Wisconsin (Oct. 6, 2018)

90-99 YARD RUN

Nebraska: Taylor Martinez (92, TD), at UCLA (Sept. 8, 2012)
Opponent: Ell Roberson (91, TD), Kansas St. (Nov. 16, 2002)

60-69 YARD PASS

Nebraska: Martinez to Toure (2) (68, TDs), vs. Buffalo, (Sept. 11, 2021)
Opponent: Morgan to Autman-Bell (69), Minnesota (Oct. 20, 2018)

70-79 YARD PASS

Nebraska: Martinez to Toure (70 yards), vs. Northwestern (Oct. 2, 2021)
Opponent: Levis to Freiermuth (74 yards), Penn St. (Nov. 14, 2020)

80-89 YARD PASS

Nebraska: Lee to Morgan Jr. (80, TD), vs. Wisconsin (Oct. 7, 2017)
Opponent: Plummer to Bell (89, TD), at Purdue (Dec. 5, 2020)

90-99 YARD PASS

Nebraska: Armstrong Jr. to Enunwa (99, TD), vs. Georgia (Jan. 1, 2014)
Opponent: Montez to Nixon (96, TD), at Colorado (Sept. 7, 2019)

DEFENSE

15 TACKLES

Nebraska: Nick Henrich (15), vs. Michigan (Oct. 9, 2021)
Opponent: Xavier Henderson (17), Michigan State (Sept. 25, 2021)

20 TACKLES

Nebraska: Lee Kunz (23), at Oklahoma (Nov. 25, 1977)
Opponent: Ryan Greenhagen (31), Fordham (Sept. 4, 2021)*
 *-opponent school record

3.0 OR MORE SACKS

Nebraska: Randy Gregory (3.0), at Michigan (Nov. 9, 2013)
Opponent: Mustaf Johnson (3.0), at Colorado (Sept. 7, 2019)

5 OR MORE TFLs

Nebraska: Cianté Evans (5), vs. Northwestern (Nov. 2, 2013)
Opponent: A.J. Epenesa (5), Iowa (Nov. 29, 2019)

5 PASS BREAKUPS

Nebraska: Dicaprio Bootle (5), at Michigan (Sept. 22, 2018)
Opponent: Never Happened

2 INTERCEPTIONS

Nebraska: Deontai Williams (2) vs. Fordham (Sept. 4, 2021)
Opponent: Jeff Okudah (2), vs. Ohio State (Sept. 28, 2019)

MORE THAN 2 INTERCEPTIONS

Nebraska: Matt O'Hanlon (3), vs. Oklahoma (Nov. 7, 2009)
Opponent: Anthony Brown (3), at Purdue (Oct. 31, 2015)

RETURNED AN INTERCEPTION FOR A TOUCHDOWN

Nebraska: Cam Taylor-Britt (38 yds), vs. Iowa (Nov. 29, 2019)
Opponent: Chris Orr (78 yds), Wisconsin (Oct. 7, 2017)

RETURNED A FUMBLE FOR A TOUCHDOWN

Nebraska: Deontai Williams (26 yards) vs. Penn State (Nov. 14, 2020)
Opponent: Calvin Hart Jr. (41 yards) at Illinois (Aug. 28, 2021)

SPECIAL TEAMS

PUNT RETURN TOUCHDOWN

Nebraska: JD Spielman (76 yds), vs. South Alabama (Aug. 31, 2019)
Opponent: Jayden Reed (62 yards), at Michigan State (Sept. 25, 2021)

KICKOFF RETURN TOUCHDOWN

Nebraska: JD Spielman (99 yds), vs. Arkansas St. (Sept. 2, 2017)
Opponent: Aron Cruickshank (98 yds), at Rutgers (Dec. 18, 2020)

BLOCKED PUNT

Nebraska: Levi Falck (1), at Purdue (Dec. 5, 2020)
Opponent: Jackson Anthrop (1), at Purdue (Dec. 5, 2020)

BLOCKED PUNT RETURNED FOR TOUCHDOWN

Nebraska: Justin Blatchford (25 yds), at Baylor (Oct. 31, 2009)
Opponent: Darren Rus (20 yds), Kansas (Nov. 5, 2005)

THE LAST TIME A TEAM...

OFFENSE

300 YARDS RUSHING

Nebraska: vs. Northwestern, Oct. 2, 2021 (427)
Opponent: vs. Wisconsin, Nov. 16, 2019 (320)

400 YARDS RUSHING

Nebraska: vs. Northwestern, Oct. 2, 2021 (427)
Opponent: at Minnesota, Nov. 11, 2017 (409)

500 YARDS RUSHING

Nebraska: at Baylor, Oct. 13, 2001 (641)
Opponent: at Wisconsin, Nov. 15, 2014 (581)

300 YARDS PASSING

Nebraska: vs. Fordham, Sept. 4, 2021 (304)
Opponent: at Purdue, Dec. 5, 2020 (334)

400 YARDS PASSING

Nebraska: at Wisconsin, Oct. 6, 2018 (407)
Opponent: at Northwestern, Oct. 13, 2018 (455)

500 YARDS PASSING

Nebraska: vs. Kansas State, Nov. 10, 2007 (519)
Opponent: Louisiana Tech, Aug. 29, 1998 (590)

600 YARDS OF OFFENSE

Nebraska: vs. Northwestern, Oct. 2, 2021 (657)
Opponent: at Penn State, Nov. 18, 2017 (609)

700 YARDS OF OFFENSE

Nebraska: vs. Florida Atlantic, Aug. 30, 2014 (784 yards)
Opponent: Never accomplished

50 POINTS

Nebraska: vs. Northwestern, Oct. 2, 2021 (Nebraska won, 56-7)
Opponent: Ohio State, Oct. 24, 2020 (Ohio State won 52-17)

60 POINTS

Nebraska: vs. Idaho State, Sept. 22, 2012 (Nebraska won, 73-7)
Opponent: at Ohio State, Nov. 5, 2016 (Ohio State won 62-3)

TWO 100-YARD RUSHERS

Nebraska: at Rutgers, Dec. 18, 2020 (Mills, Martinez)
Opponent: Illinois, Nov. 21, 2020 (Epstein, Brown)

THREE 100-YARD RUSHERS

Nebraska: vs. Minnesota, Oct. 20, 2018 (Ozigbo, Martinez, Washington)
Opponent: Wisconsin, Dec. 1, 2012 (Gordon, Ball, White)

TWO 100-YARD RECEIVERS

Nebraska: at Colorado, Sept. 7, 2019 (Washington, Spielman)
Opponent: Ohio State, Oct. 24, 2020 (Wilson, Olave)

BLOCKED PUNT FOR A SAFETY

Nebraska: Marquel Dismuke (1) vs. Illinois (Nov. 10, 2018)
Opponent: Keandre Jones (1), Ohio St. (Nov. 3, 2018)

BLOCKED FIELD GOAL

Nebraska: Cam Taylor-Britt (1), at Michigan State (Sept. 25, 2021)
Opponent: Jalen McKie (1) & Antonio Jones-Davis, No. Ill. (Sept. 14, 2019)

BLOCKED FG RETURNED FOR TOUCHDOWN

Nebraska: Nathan Gerry (85 yds) vs. Minnesota (Nov. 22, 2014)
Opponent: Never Happened

DEFENSE

POSTED A SHUTOUT

Nebraska: vs. Arizona, Dec. 30, 2009 (33-0)
Opponent: Arizona State, Sept. 21, 1996 (19-0)

RECORDED A DEFENSIVE SAFETY

Nebraska: vs. Arizona, Dec. 30, 2009 (33-0)
Opponent: Minnesota, Oct. 16, 2021 (23-30)

2 DEFENSIVE TOUCHDOWNS

Nebraska: vs. South Alabama, Aug. 31, 2019 (1 IR, 1 fumble return)
Opponent: Northern Illinois, Sept. 16, 2017 (2 interception returns)

4 INTERCEPTIONS

Nebraska: vs. Wyoming, Sept. 10, 2016 (5)
Opponent: Oregon, Sept. 9, 2017 (4)

15 TFLs

Nebraska: at Michigan, Nov. 9, 2013 (16)
Opponent: vs. Oklahoma, Dec. 4, 2010 (17)

7 OR MORE SACKS

Nebraska: vs. Colorado, Sept. 8, 2018 (7)
Opponent: at Michigan State, Sept. 25, 2021 (7)

15 PASS BREAKUPS

Nebraska: Kansas, Oct. 2, 2004 (17)
Opponent: Never Happened

MISCELLANEOUS

SAFETY OF ANY KIND

Nebraska: Blocked Punt vs. Illinois (Nov. 10, 2018)
Opponent: Sack in End Zone by Minnesota (Oct. 16, 2021)

WAS NOT PENALIZED

Nebraska: vs. Maine, Sept. 3, 2005
Opponent: Iowa, Sept. 4, 1999

OVERCAME A HALFTIME DEFICIT TO WIN

Nebraska: at Rutgers, Dec. 18, 2020 (trailed, 14-7, won 28-21)
Opponent: Indiana, Oct. 26, 2019 (trailed, 21-16, won 38-31)

WON WHEN TRAILING AFTER 3 QUARTERS

Nebraska: at Illinois, Sept. 21, 2019 (trailed 35-27, won 42-38)
Opponent: Michigan, Oct. 9, 2021 (trailed, 22-19, won 32-29)

OVERTIME GAME

at Michigan State, Sept. 25, 2021 (Michigan State won, 23-20)

NEBRASKA OVERTIME WIN

at Iowa, Nov. 28, 2014 (Nebraska won 37-34)

NUMERICAL ROSTER

NO.	NAME	POS.
0	Pheldarius Payne	OLB
0	Jaquez Yant	RB
1	Tyreke Johnson	CB
2	Adrian Martinez	QB
2	Caleb Tannor	OLB
3	Will Honas	ILB
3	Samori Toure	WR
4	Alante Brown	WR
4	Myles Farmer	S
5	Omar Manning	WR
5	Cam Taylor-Britt	CB
6	Quinton Newsome	CB
7	Tamon Lynam	CB
7	Latrell Neville	WR
8	Logan Smothers	QB
8	Deontai Williams	S
9	Spencer Arceneaux	QB
9	Marquel Dismuke	S
10	Heinrich Haarberg	QB
10	Jackson Hannah	ILB
11	Austin Allen	TE
11	Braxton Clark	CB
12	Marques Buford Jr.	DB
12	Will Nixon	WR
13	JoJo Domann	OLB
13	Kamonte Grimes	WR
14	Mikai Gbayor	ILB
14	Rahmir Johnson	RB
15	Zavier Betts	WR
15	Malik Williams	DB
16	Nadab Joseph	CB
16	Jarrett Synek	QB
16	Zach Weinmaster	RB
17	Jimari Butler	OLB
17	Ty Hahn	WR
18	Wynden Ho'ohuli	ILB
18	Matt Masker	QB
19	Seth Malcom	ILB
19	Barron Miles Jr.	WR
21	Noa Pola-Gates	S
21	Marvin Scott III	RB
22	Gabe Ervin Jr.	RB
22	Eteva Mauga-Clements	ILB
23	Isaac Gifford	S
24	Thomas Fidone II	TE
24	Blaise Gunnerson	OLB
25	Kelen Meyer	PK
26	Koby Bretz	DB
28	Sevion Morrison	RB
28	Luke Reimer	ILB
29	Ashton Hausmann	DB
29	Cooper Jewett	RB
30	Randolph Kpai	ILB
30	Markese Stepp	RB
31	Chris Kolarevic	LB
32	Brody Belt	WR
32	Kaden Williams	DB
33	Connor Culp	PK
33	Javin Wright	S
34	Simon Otte	OLB
34	Beau Psencik	RB
35	Derek Branch	DB
35	John Bullock	OLB
35	Trevin Luben	RB
36	Blake Closman	DB
36	Chase Contreraz	PK
36	Taveon Thompson	WR
37	Isaiah Harris	RB
37	Phalen Sanford	CB
38	Damian Jackson	OLB
39	Garrett Hustedt	ILB
39	Matthew Schuster	RB
40	Daniel Cerni	P
40	Darius Moore	DB
41	Elliott Brown	WR
41	Christian Lilienkamp	DB
41	Garrett Snodgrass	ILB
42	AJ Collins	DB

2021 NEBRASKA FOOTBALL ROSTER

NO.	NAME	POS.	HT.	WT.	YR.	HOMETOWN (HIGH SCHOOL/COLLEGE)
11 ***	Allen, Austin	TE	6-9	255	Jr.	Aurora, Neb. (Aurora)
9	Arceneaux, Spencer	QB	6-1	180	Fr.	Mobile, Ala. (McGill Tooten)
53	Archer, Jake	ILB	6-1	210	So.	Omaha, Neb. (Skutt Catholic)
73 **	Bando, Broc	OL	6-5	315	Jr.	Lincoln, Neb. (IMG Academy [Fla.])
74 *	Banks, Brant	OL	6-7	305	RFr.	Houston, Texas (Westbury Christian)
32 **	Belt, Brody	WR	5-9	185	So.	Omaha, Neb. (Millard West)
54 *	Benhart, Bryce	OL	6-9	330	RFr.	Lakeville, Minn. (Lakeville North)
15 *	Betts, Zavier	WR	6-2	200	Fr.	Bellevue, Neb. (West)
96	Black, Marquis	DL	6-3	315	Fr.	McDonough, Ga. (Eagle's Landing Christian Academy)
58	Boerkircher, Ian	OL	6-6	280	So.	Aurora, Neb. (Aurora/Nebraska-Kearney)
49	Boerkircher, Nate	TE	6-5	230	Fr.	Aurora, Neb. (Aurora)
43	Booker III, Michael	DB	6-1	195	Fr.	Grand Prairie, Texas (South Grand Prairie)
35	Branch, Derek	DB	5-11	175	Fr.	Lincoln, Neb. (Southeast)
26	Bretz, Koby	DB	6-2	195	Fr.	Omaha, Neb. (Westside)
82	Brewington, Chancellor	TE/WR	6-3	185	Jr.	Chandler, Ariz. (Hamilton/Northern Arizona)
4 *	Brown, Alante	WR	5-10	185	Fr.	Chicago, Ill. (Simeon/St. Thomas More [Conn.] Prep)
1	Brown, Elliott	WR	5-11	180	Fr.	Omaha, Neb. (Elkhorn South)
45	Brumfield, Kyan	DB	6-0	185	Jr.	San Antonio, Texas (Brandeis/Colgate/Texas Tech)
63	Buckley, Ru'Quan	DL	6-5	290	Fr.	Wyoming, Mich. (Godwin Heights)
46	Buda, Grant	LB	6-0	205	Fr.	Lincoln, Neb. (Southwest)
12	Buford Jr., Marques	DB	5-11	190	Fr.	DeSoto, Texas (Trinity Christian/St. Thomas More [Conn.] Prep)
84	Bullock, Alex	WR	6-2	190	Fr.	Omaha, Neb. (Creighton Prep)
35	Bullock, John	OLB	6-0	215	RFr.	Omaha, Neb. (Creighton Prep)
71	Burton, Maddox	DL	6-4	285	Fr.	Lincoln, Neb. (Southeast)
17	Butler, Jimari	OLB	6-5	245	Fr.	Mobile, Ala. (Murphy)
81	Carnie, James	TE	6-5	230	Fr.	Roca, Neb. (Norris)
58	Cassidy, Chris	ILB	6-1	215	So.	Lincoln, Neb. (Pius X)
40	Cerni, Daniel	P	6-4	225	Fr.	Canberra, Australia (Prokick Australia)
11 *	Clark, Braxton	CB	6-4	200	So.	Orlando, Fla. (Dr. Phillips)
36	Closman, Blake	DB	5-10	190	Fr.	Elkhorn, Neb. (Millard North)
42	Collins, AJ	DB	5-10	170	Fr.	Omaha, Neb. (Creighton Prep)
79	Conn, Alex	OL	6-6	300	Fr.	Derby, Kan. (Derby)
36	Contreraz, Chase	PK	6-1	180	So.	Missouri Valley, Iowa (Missouri Valley/Iowa Western CC)
69	Corcoran, Turner	OL	6-6	300	Fr.	Lawrence, Kan. (Free State)
33 *	Culp, Connor	PK	6-0	180	Sr.	Phoenix, Ariz. (Desert Vista/LSU)
93 ***	Daniels, Damion	DL	6-3	325	Jr.	Dallas, Texas (Bishop Dunne)
95	Detlefsen, Grant	P	6-2	210	RFr.	Lincoln, Neb. (Southeast)
9	Dismuke, Marquel	S	6-1	210	Sr.	Compton, Calif. (Calabasas)
13 ****	Domann, JoJo	OLB	6-1	230	Sr.	Colorado Springs, Colo. (Pine Creek)
22	Ervin Jr., Gabe	RB	6-0	215	Fr.	Buford, Ga. (Buford)
88 *	Falck, Levi	WR	6-1	200	Sr.	Circle Pines, Minn. (Centennial/South Dakota)
4 **	Farmer, Myles	S	6-3	200	RFr.	Atlanta, Ga. (Westlake)
82 *	Feist, Colton	DL	6-2	280	So.	Yutan, Neb. (Yutan)
24	Fidone II, Thomas	TE	6-6	235	Fr.	Council Bluffs, Iowa (Lewis Central)
92	Franke, Brendan	PK	6-3	215	Fr.	Gretna, Neb. (Gretna/Morningside)
14	Gbayor, Mikai	ILB	6-2	220	Fr.	Irvington, N.J. (Irvington)
23 *	Gifford, Isaac	S	6-1	205	Fr.	Lincoln, Neb. (Southeast)
46	Goodwin, John	TE	6-2	255	RFr.	Lincoln, Neb. (Lincoln High)
13	Grimes, Kamonte	WR	6-3	200	Fr.	Naples, Fla. (Palmetto Ridge)
24	Gunnerson, Blaise	OLB	6-6	255	Fr.	Carroll, Iowa (Kuemper Catholic)
10	Haarberg, Heinrich	QB	6-5	205	Fr.	Kearney, Neb. (Kearney Catholic)
17	Hahn, Ty	WR	6-2	200	Fr.	Johnson, Neb. (Johnson-Brock)
10	Hannah, Jackson	ILB	6-3	220	RFr.	Nashville, Tenn. (Montgomery Bell Academy)
80	Hardy II, Shawn	WR	6-3	190	Fr.	Kingsland, Ga. (Camden County)
37	Harris, Isaiah	RB	5-8	190	Fr.	Omaha, Neb. (Millard South)
29	Hausmann, Ashton	DB	5-11	215	Fr.	Roca, Neb. (Norris)
93	Heins, Gabe	PK	6-0	185	RFr.	Kearney, Neb. (Kearney)
42 *	Henrich, Nick	ILB	6-3	225	RFr.	Omaha, Neb. (Burke)
80	Herbek, Jacob	TE	6-5	265	RFr.	Grand Island, Neb. (Central Catholic)
87 **	Hickman, Chris	TE	6-5	215	RFr.	Omaha, Neb. (Burke)
75 *	Hixson, Trent	OL	6-4	320	Jr.	Omaha, Neb. (Skutt Catholic)
18	Ho'ohuli, Wynden	ILB	6-3	220	Fr.	Mililani, Hawaii (Mililani)
3 **	Honas, Will	ILB	6-1	235	Sr.	Wichita, Kan. (Bishop Carroll/Butler CC)
50	Hoskinson, Sam	OL	6-0	245	Fr.	Omaha, Neb. (Elkhorn South)
39	Hustedt, Garrett	ILB	6-2	230	RFr.	Omaha, Neb. (Mount Michael Benedictine)
72	Hutmacher, Nash	DL	6-4	325	Fr.	Oacoma, S.D. (Chamberlain)
38 *	Jackson, Damian	OLB	6-2	270	Jr.	Las Vegas, Nev. (Shadow Ridge)
97	Jasek, Josh	PK	6-1	175	Fr.	Iowa City, Iowa (Iowa City West/Iowa Western)
29	Jewett, Cooper	RB	5-10	190	RFr.	Omaha, Neb. (Elkhorn South)
14 **	Johnson, Rahmir	RB	5-10	185	RFr.	Oradell, N.J. (Bergen Catholic)
1	Johnson, Tyreke	CB	6-1	190	So.	Jacksonville, Fla. (Trinity Christian Academy/Ohio State)
16	Joseph, Nadab	CB	6-2	195	So.	Miami, Fla. (Noland/Independence [Kan.] CC)
51 **	Jurgens, Cam	OL	6-3	290	So.	Beatrice, Neb. (Beatrice)
51	Klover, Braden	ILB	6-2	230	Fr.	Wymore, Neb. (Southern)
31	Kolarevic, Chris	ILB	6-1	230	Jr.	Traverse City, Mich. (Saint Francis/Northern Iowa)
30	Kpai, Randolph	ILB	6-2	210	Fr.	Sioux Falls, S.D. (Washington)
81	Leader, Nick	OLB	6-1	210	RFr.	Lincoln, Neb. (Southwest)
85 *	Liewer, Wyatt	WR	6-4	195	So.	O'Neill, Neb. (O'Neill)
41	Lilienkamp, Christian	DB	6-0	170	Fr.	Bellevue, Neb. (Bellevue West)
35	Luben, Trevin	RB	5-11	200	Fr.	Wahoo, Neb. (Wahoo)
59	Lutovsky, Henry	OL	6-6	330	Fr.	Crawfordsville, Iowa (Mount Pleasant)
77	Lynn, Michael	OL	6-6	295	RFr.	Greenwood Village, Colo. (Cherry Creek)
7 *	Lynam, Tamon	CB	6-2	180	Fr.	Orlando, Fla. (Evans)
19	Malcom, Seth	ILB	6-4	210	Fr.	Tabor, Iowa (Fremont-Mills)
67	Mancino, Joey	OL	6-3	300	Fr.	Holmdel, N.J. (Holmdel)
5	Manning, Omar	WR	6-4	225	Jr.	Lancaster, Texas (Lancaster/TCU/Kilgore CC)
89 *	Martin, Oliver	WR	6-1	200	Jr.	Coralville, Iowa (Iowa City West/Michigan/Iowa)
2 ***	Martinez, Adrian	QB	6-2	212	Jr.	Fresno, Calif. (Clovis West)

18	Masker, Matt	QB	6-2	220	So.	Kearney, Neb. (Kearney Catholic)
22	* Mauga-Clements, Eteva	ILB	6-1	220	Jr.	Pleasant Hill, Calif. (College Park/Diablo Valley CC)
48	* McCallum, Lane	S	6-2	215	Jr.	Norfolk, Neb. (Norfolk/Air Force)
71	Menning, Keegan	OL	6-5	335	Fr.	Fremont, Neb. (Fremont)
25	Meyer, Kelen	PK	6-3	190	Fr.	Ord, Neb. (Ord)
48	Meyersick, Evan	TE	6-5	185	Fr.	Omaha, Neb. (Millard West)
19	Miles Jr., Barron	WR	5-10	170	Fr.	Montreal, Quebec, Canada (Chandler [Ariz.])
66	Miller, Ezra	OL	6-6	315	RFr.	Montreal, Iowa (Ridge View/Iowa)
40	Moore, Darius	DB	6-1	185	Jr.	Tiffin, Iowa (Clear Creek Amana/Iowa Western CC)
28	Morrison, Sevion	RB	6-0	210	Fr.	Tulsa, Okla. (Edison)
53	Moses, Riley	OL	6-2	305	RFr.	Fairmont, Neb. (Fillmore Central)
94	* Mueller, Cade	LS	6-0	220	So.	Gretna, Neb. (Gretna)
44	** Nelson, Garrett	OLB	6-3	245	So.	Scottsbluff, Neb. (Scottsbluff)
7	Neville, Latrell	WR	6-4	195	Fr.	Fresno, Texas (Hightower)
52	Newsom, Mosai	DL	6-4	285	RFr.	Waverly, Iowa (Waverly-Shell Rock)
6	** Newsome, Quinton	CB	6-1	185	So.	Suwanee, Ga. (North Gwinnett)
43	Nieman, Mason	S	6-1	195	Fr.	Waverly, Neb. (Waverly)
12	Nixon, Will	WR	5-11	185	Fr.	Waco, Texas (Midway)
63	Nouili, Nouredin	OL	6-4	315	So.	Frankfurt, Germany (Norris/Colorado State)
34	** Otte, Simon	OLB	6-2	205	So.	York, Neb. (York)
0	* Payne, Pheldarius	OLB	6-3	260	Jr.	Suffolk, Va. (Nansemond River/Lackawanna [Pa.] CC)
91	* Pieper, Cameron	LS	6-3	260	So.	Lincoln, Neb. (Southwest)
57	* Piper, Ethan	OL	6-3	305	RFr.	Norfolk, Neb. (Norfolk Catholic)
21	* Pola-Gates, Noa	S	6-0	180	RFr.	Gilbert, Ariz. (Williams Field)
65	Prochazka, Teddy	OL	6-9	305	Fr.	Elkhorn, Neb. (Elkhorn South)
90	** Przystup, William	P	6-4	250	So.	Oviedo, Fla. (Oviedo/Michigan State)
34	Pscenk, Beau	RB	6-0	205	Fr.	Houston, Texas (Lutheran South Academy)
28	** Reimer, Luke	ILB	6-1	225	So.	Lincoln, Neb. (North Star)
91	* Riley, Jordon	DL	6-6	310	Jr.	New Bern, N.C. (Riverside/North Carolina/Garden City [Kan.] CC)
45	Robinson, Truitt	WR	6-0	190	Fr.	Gilbert, Ariz. (Higley)
99	* Robinson, Ty	DL	6-6	305	RFr.	Gilbert, Ariz. (Higley)
98	** Rogers, Casey	DL	6-5	290	So.	Syracuse, N.Y. (Westhill/Avon Old Farms [Conn.])
86	Rollins, AJ	TE	6-6	230	Fr.	Omaha, Neb. (Creighton Prep)
37	* Sanford, Phalen	CB	5-11	200	So.	Benkelman, Neb. (Dundy County-Stratton/Hastings College)
76	Schaller, Beau	OL	6-2	265	Fr.	Waukee, Iowa (Waukee)
54	Schommer, Ryan	OLB	6-5	260	So.	Norfolk, Neb. (Norfolk)
39	Schuster, Matthew	RB	5-10	190	Fr.	Cozad, Neb. (Cozad/Ashland-Greenwood)
21	* Scott III, Marvin	RB	5-9	205	Fr.	Daytona Beach, Fla. (Spruce Creek)
83	Shurtleff, Sam	OLB	6-3	220	RFr.	Watkinsville, Ga. (Oconee County)
70	** Sichterman, Matt	OL	6-4	310	Jr.	Cincinnati, Ohio (Kings)
8	Smothers, Logan	QB	6-2	195	Fr.	Muscle Shoals, Ala. (Muscle Shoals)
41	* Snodgrass, Garrett	ILB	6-3	225	RFr.	York, Neb. (York)
62	Stafursky, Noah	OL	6-4	330	RFr.	York, Neb. (York)
30	Stapp, Markese	RB	6-1	230	So.	Indianapolis, Ind. (Cathedral/USC)
95	**** Stille, Ben	DL	6-5	290	Sr.	Ashland, Neb. (Ashland-Greenwood)
16	Synek, Jarrett	QB	6-0	190	Fr.	Hastings, Neb. (Hastings)
56	Tagge, Grant	ILB	6-1	205	Fr.	Omaha, Neb. (Westside)
2	*** Tannor, Caleb	OLB	6-3	225	Jr.	Stone Mountain, Ga. (Miller Grove)
5	*** Taylor-Britt, Cam	CB	6-0	197	Jr.	Montgomery, Ala. (Park Crossing)
97	** Thomas, Deontre	DL	6-2	285	Jr.	Mustang, Okla. (Mustang)
36	Thompson, Taveon	WR	6-4	200	Fr.	Lincoln, Neb. (Southeast)
3	Toure, Samori	WR	6-3	190	Sr.	Portland, Ore. (Westview/Montana)
83	* Vokolek, Travis	TE	6-6	260	Jr.	Springfield, Mo. (Kickapoo/Rutgers)
55	Walker, Chris	DL	6-6	290	Jr.	Lincoln, Neb. (East)
50	Weaver, Jailen	DL	6-8	320	Fr.	Antioch, Calif. (Antioch)
16	Weinmaster, Zach	RB	5-10	190	RFr.	Loveland, Colo. (Loveland)
92	Wildeman, Tate	DL	6-6	280	So.	Parker, Colo. (Legend)
8	** Williams, Deontai	S	6-1	205	Sr.	Jacksonville, Fla. (Trinity Christian Academy/Jones County [Miss.] CC)
32	Williams, Kaden	DB	5-10	155	Fr.	Omaha, Neb. (Millard West)
15	Williams, Malik	DB	6-0	190	Fr.	Atlanta, Ga. (Buford)
96	Witucki, Camden	LS	6-2	225	Fr.	Grand Blanc, Mich. (Grand Blanc Community)
33	Wright, Javin	S	6-4	210	RFr.	Chandler, Ariz. (Hamilton)
0	Yant, Jaquez	RB	6-2	245	Fr.	Tallahassee, Fla. (Amos P. Godby)
44	Young, Aiden	RB	5-9	175	Fr.	Omaha, Neb. (Elkhorn)

Lettermen in Bold; *Indicates Letters Earned

PRONUNCIATION GUIDE

Marquis Black..... marr-KEESE
 Ru'Quan Buckley..... ROO-kwan
 Marques Buford Jr. marr-KEESE
 Daniel Cerni CHURN-ee
 Colton Feist..... FEAST
 Thomas Fidone II fuh-DOAN-ee
 Heinrich Haarberg HINE-rick HARR-burg
 Ashton Hausmann..... HOUSE-munn
 Nick Henrich HEN-ritch
 Nash Hutmacher HUT-make-urr
 Nadab Joseph nuh-DAB
 Chris Kolarevic kuh-LAR-vick
 Randolph Kpai kuh-PIE
 Henry Lutovsky loo-TOV-skee
 Tamon Lynam..... tuh-MAWN
 Wyatt Liewer LEE-ver

Eteva Mauga-Clements... eh-TEE-vuh MAW-guh
 Sevion Morrison SAY-vee-on
 Mosai Newsom mo-SIGH
 Nouredin Nouili... NERR-ed-inn new-WHEEL-ee
 Simon Otte..... OAT-ee
 Beau Pscenk..... PENN-sick
 Cameron Pieper..... PIPE-urr
 William Przystup PRISS-tupp
 Teddy Prochazka pro-HAH-skuh
 Ryan Schommer SHOW-murr
 Ben Stille STILL-ee
 Samori Toure..... suh-MORE-ee TOO-ray
 Tate Wildeman..... WILL-duh-munn
 Camden Witucki WIH-tuck-ee
 Jaquez Yant..... jah-KWEZZ YANT

NUMERICAL ROSTER

NO.	NAME	POS.
42	Nick Henrich	ILB
43	Michael Booker III	DB
43	Mason Nieman	S
44	Garrett Nelson	OLB
44	Aiden Young	RB
45	Kyan Brumfield	DB
45	Truitt Robinson	WR
46	Grant Buda	LB
46	John Goodwin	TE
48	Lane McCallum	S
48	Evan Meyersick	TE
49	Nate Boerkircher	TE
50	Sam Hoskinson	OL
50	Jailen Weaver	DL
51	Cam Jurgens	OL
51	Braden Klover	ILB
52	Mosai Newsom	DL
53	Jake Archer	ILB
53	Riley Moses	OL
54	Bryce Benhart	OL
54	Ryan Schommer	OLB
55	Chris Walker	DL
56	Grant Tagge	ILB
57	Ethan Piper	OL
58	Ian Boerkircher	OL
58	Chris Cassidy	ILB
59	Henry Lutovsky	OL
62	Noah Stafursky	OL
63	Ru'Quan Buckley	DL
63	Nouredin Nouili	OL
65	Teddy Prochazka	OL
66	Ezra Miller	OL
67	Joey Mancino	OL
69	Turner Corcoran	OL
70	Matt Sichterman	OL
71	Maddox Burton	DL
71	Keegan Menning	OL
72	Nash Hutmacher	DL
73	Broc Bando	OL
74	Brant Banks	OL
75	Trent Hixson	OL
76	Beau Schaller	OL
77	Michael Lynn	OL
79	Alex Conn	OL
80	Shawn Hardy II	WR
80	Jacob Herbek	TE
81	James Carnie	TE
81	Nick Leader	OLB
82	Chancellor Brewington	TE/WR
82	Colton Feist	DL
83	Sam Shurtleff	OLB
83	Travis Vokolek	TE
84	Alex Bullock	WR
85	Wyatt Liewer	WR
86	AJ Rollins	TE
87	Chris Hickman	TE
88	Levi Falck	WR
89	Oliver Martin	WR
90	William Przystup	P
91	Cameron Pieper	LS
91	Jordon Riley	DL
92	Brendan Franke	PK
92	Tate Wildeman	DL
93	Damion Daniels	DL
93	Gabe Heins	PK
94	Cade Mueller	LS
95	Grant Detlefsen	P
95	Ben Stille	DL
96	Marquis Black	DL
96	Camden Witucki	LS
97	Josh Jasek	PK
97	Deontre Thomas	DL
98	Casey Rogers	DL
99	Ty Robinson	DL

2021 NEBRASKA GAME-BY-GAME STARTERS

OFFENSIVE STARTING LINEUPS

OPPONENT	WR	WR	WR	TE	RT	RG	C	LG	LT	QB	RB	PK
Illinois	Toure	Martin	Liewer	Allen	Benhart	Sichterman	Jurgens	Piper	Banks	Martinez	Ervin Jr.	Culp
Fordham	Toure	Manning	Liewer	Allen	Benhart	Sichterman	Jurgens	Piper	Corcoran	Martinez	Ervin Jr.	Culp
Buffalo	Toure	Falck	Liewer	Allen	Benhart	Sichterman	Jurgens	Piper	Corcoran	Martinez	Stepp	Culp
Oklahoma	Vokolek*	Betts	Liewer	Allen	Benhart	Sichterman	Jurgens	Hixson	Corcoran	Martinez	Johnson	Culp
Michigan St.	Toure	Betts	Manning	Allen	Benhart	Sichterman	Jurgens	Hixson	Corcoran	Martinez	Johnson	Culp
Northwestern	Toure	Betts	Martin	Allen	Corcoran	Sichterman	Jurgens	Nouili	Prochazka	Martinez	Johnson	Culp
Michigan	Toure	Manning	Martin	Allen	Corcoran	Sichterman	Jurgens	Nouili	Prochazka	Martinez	Johnson	Culp
Minnesota	Belt	Manning	Falck	Allen	Benhart	Sichterman	Jurgens	Nouili	Corcoran	Martinez	Johnson	Culp
Purdue												
Ohio St.												
Wisconsin												
Iowa												

*Nebraska opened with two tight ends

DEFENSIVE STARTING LINEUPS

OPPONENT	DE	NG	DE	OLB	ILB	ILB	OLB	CB	S	S	CB	P
Illinois	Robinson	Daniels	Stille	Tannor	Reimer	Henrich	Nelson	Newsome	Dismuke	Williams	Taylor-Britt	Cerni
Fordham	Domann*	Daniels	Stille	Tannor	Reimer	Henrich	Nelson	Newsome	Dismuke	Williams	Taylor-Britt	Cerni
Buffalo	Domann*	Daniels	Stille	Tannor	Reimer	Henrich	Nelson	Newsome	Dismuke	Williams	Taylor-Britt	Cerni
Oklahoma	Domann*	Daniels	Stille	Tannor	Reimer	Henrich	Nelson	Newsome	Dismuke	Williams	Taylor-Britt	Przystup
Michigan St.	Domann*	Daniels	Stille	Tannor	Reimer	Henrich	Nelson	Newsome	Dismuke	Williams	Taylor-Britt	Przystup
Northwestern	Domann*	Daniels	Stille	Tannor	Reimer	Henrich	Nelson	Newsome	Dismuke	Williams	Taylor-Britt	Przystup
Michigan	Domann*	Daniels	Stille	Tannor	Reimer	Henrich	Nelson	Newsome	Dismuke	Williams	Taylor-Britt	Przystup
Minnesota	Robinson	Daniels	Stille	Tannor	Reimer	Henrich	Nelson	Newsome	Dismuke	Williams	Taylor-Britt	Przystup
Purdue												
Ohio St.												
Wisconsin												
Iowa												

*Nebraska opened in a nickel package

2021 NEBRASKA PLAYER PARTICIPATION

PLAYER, POS.	GP	GS	PLAYER, POS.	GP	GS	PLAYER, POS.	GP	GS
Austin Allen, TE	8	8	Ty Hahn, WR	4	0	Nouredin Nouili, OL	8	3
Jake Archer, ILB	1	0	Jackson Hannah, ILB	8	0	Simon Otte, OLB	6	0
Broc Bando, OL	5	0	Ashton Hausmann, DB	2	0	Pheldarius Payne, OLB	8	0
Brant Banks, OL	5	1	Nick Henrich, ILB	8	8	Cameron Pieper, LS	7	0
Brody Belt, WR	6	1	Chris Hickman, TE	5	0	Ethan Piper, OL	5	3
Bryce Benhart, OL	8	6	Trent Hixson, OL	5	2	Noa Pola-Gates, S	6	0
Zavier Betts, WR	8	3	Garrett Hustedt, ILB	1	0	Teddy Prochazka, OL	5	2
Marquis Black, DL	2	0	Nash Hutmacher, DL	5	0	William Przystup, P	8	5
Ian Boerkircher, OL	5	0	Damian Jackson, OLB	8	0	Luke Reimer, ILB	8	8
Nate Boerkircher, TE	3	0	Cooper Jewett, RB	8	0	Jordon Riley, DL	7	0
Koby Bretz, DB	1	0	Rahmir Johnson, RB	8	5	Ty Robinson, DL	8	2
Chancellor Brewington, TE/WR	7	0	Tyrece Johnson, CB	1	0	AJ Rollins, TE	2	0
Alante Brown, WR	6	0	Nadab Joseph, CB	2	0	Phalen Sanford, CB	8	0
Elliott Brown, WR	1	0	Cam Jurgens, OL	8	8	Marvin Scott III, RB	1	0
Kyan Brumfield, DB	1	0	Chris Kolarevic, ILB	8	0	Matt Sichterman, OL	8	8
Ru'Quan Buckley, DL	1	0	Wyatt Liewer, WR	8	4	Logan Smothers, QB	4	0
Marques Buford Jr., DB	8	0	Trevin Luben, RB	1	0	Garrett Snodgrass, ILB	3	0
John Bullock, OLB	8	0	Henry Lutovsky, OL	2	0	Noah Stafursky, OL	1	0
Jimari Butler, OLB	2	0	Michael Lynn, OL	2	0	Markese Stepp, RB	5	1
James Carnie, TE	2	0	Tamon Lynum, CB	2	0	Ben Stille, DL	8	8
Daniel Cerni, P	4	3	Omar Manning, WR	7	4	Grant Tagge, ILB	8	0
Braxton Clark, CB	7	0	Oliver Martin, WR	4	3	Caleb Tannor, OLB	8	8
Turner Corcoran, OL	8	7	Adrian Martinez, QB	8	8	Cam Taylor-Britt, CB	8	8
Connor Culp, PK	8	8	Matt Masker, QB	2	0	Deontae Thomas, DL	8	0
Damion Daniels, DL	8	8	Eteva Mauga-Clements, ILB	8	0	Samori Toure, WR	8	6
Marquel Dismuke, S	8	8	Lane McCallum, S	7	0	Travis Vokolek, TE	5	1
JoJo Domann, OLB	8	6	Kelen Meyer, PK	2	0	Chris Walker, DL	1	0
Gabe Ervin Jr., RB	4	2	Ezra Miller, OL	3	0	Jailen Weaver, DL	1	0
Levi Falck, WR	8	2	Sevion Morrison, RB	7	0	Zach Weinmaster, RB	8	0
Myles Farmer, S	8	0	Riley Moses, OL	1	0	Tate Wildeman, DL	2	0
Colton Feist, DL	6	0	Cade Mueller, LS	7	0	Deontai Williams, S	8	8
Brendan Franke, PK	8	0	Garrett Nelson, OLB	8	8	Javin Wright, OLB	2	0
Isaac Gifford, S	8	0	Quinton Newsome, CB	8	8	Jaquez Yant, RB	4	0
Blaise Gunnerson, OLB	1	0	Will Nixon, WR	3	0			

CAREER STARTS - OFFENSE

PLAYER	'17	'18	'19	'20	'21	ALL
Martinez	-	11	10	6	8	35
Toure	1*	10*	14*	-	6	31
Jurgens	-	-	12	7	8	27
Falck	3^	9^	3^	4	2	21
Allen	-	0	5	7	8	20
Brewington	9#	10#	-	-	0	19
Vokolek	2	7	-	4	1	14
Hixson	-	0	12	0	2	14
Benhart	-	-	0	8	6	14
Piper	-	-	0	7	3	10
Nouili	-	-	7!	0	3	10
Martin	-	1\$	0	4	3	8
Corcoran	-	-	-	1	7	8
Sichterman	-	0	0	0	8	8
Johnson	-	-	0	0	5	5
Liewer	-	-	0	0	4	4
Betts	-	-	-	1	3	4
Manning	-	-	-	0	4	4
Ervin Jr.	-	-	-	-	2	2
Prochazka	-	-	-	-	2	2
Bra. Banks	-	-	0	0	1	1
Stapp	-	-	0	0	1	1
A. Brown	-	-	-	1	0	1
Scott III	-	-	-	1	0	1
Belt	--	--	0	0	1	1

*at FCS Montana; #at FCS Northern Arizona;
^at FCS South Dakota; !at Colorado State;

CAREER STARTS - DEFENSE

PLAYER	'17	'18	'19	'20	'21	ALL
Stille	1	11	2	8	8	30
Dismuke	1	0	12	8	8	30
Taylor-Britt	-	0	10	7	8	25
Domann	-	2	7	8	6	23
Tannor	-	0	5	5	8	18
D. Williams	-	1	1	7	8	17
Nelson	-	-	0	8	8	16
Kolarevic	-	6	9	-	0	15
Reimer	-	-	0	5	8	13
Daniels	-	0	1	3	8	11
Henrich	-	-	0	1	8	9
Newsome	-	-	0	1	8	9
Robinson	-	-	0	7	2	9
Honas	-	0	0	7	0	7
Brumfield	-	0	1*	0	0	1
Clark	-	0	1	-	0	1
Farmer	-	-	0	1	0	1
Rogers	-	0	0	1	0	1

*at FCS Colgate

CAREER STARTS - SPECIAL TEAMS

PLAYER	'17	'18	'19	'20	'21	ALL
Culp	10*	0	0	8	8	26
Przystup	-	3#	0	6	5	14
McCallum	-	-	4	-	0	4
Cerni	-	-	-	-	3	3

*at LSU; #at Michigan State

CONSECUTIVE STARTS (MIN. 15)

PLAYER, POSITION	STARTS
Marquel Dismuke, S	28
Ben Stille, DT	16
Garrett Nelson, DE	16

OFFENSIVE DEPTH CHART


QB	2	Adrian Martinez	6-2	212	Jr.	Fresno, Calif.
	8	Logan Smothers	6-2	195	Fr.	Muscle Shoals, Ala.
	10	Heinrich Haarberg	6-5	200	Fr.	Kearney, Neb.
RB	14	Rahmir Johnson	5-10	185	RFr.	Oradell, N.J.
	0	Jaquez Yant	6-2	245	Fr.	Tallahassee, Fla.
	-OR- 30	Markese Stepp	6-1	230	So.	Indianapolis, Ind.
-OR- 28	Sevion Morrison	6-0	210	Fr.	Tulsa, Okla.	
WR	3	Samori Toure	6-3	190	Sr.	Portland, Ore.
	32	Brody Belt	5-9	185	So.	Omaha, Neb.
	12	Will Nixon	5-11	185	Fr.	Waco, Texas
WR	-OR- 89	Oliver Martin	6-1	200	Jr.	Coralville, Iowa
	15	Zavier Betts	6-2	200	Fr.	Bellevue, Neb.
	4	Alante Brown	5-10	185	Fr.	Chicago, Ill.
WR	-OR- 5	Omar Manning	6-4	225	Jr.	Lancaster, Texas
	-OR- 88	Levi Falck	6-2	205	Sr.	Circle Pines, Minn.
	-OR- 85	Wyatt Liewer	6-4	195	So.	O'Neill, Neb.
TE	11	Austin Allen	6-9	255	Jr.	Aurora, Neb.
	83	Travis Vokolek	6-6	260	Jr.	Springfield, Mo.
	87	Chris Hickman	6-5	215	RFr.	Omaha, Neb.
LT	69	Turner Corcoran	6-6	300	Fr.	Lawrence, Kan.
	66	Ezra Miller	6-6	315	RFr.	Holstein, Iowa
LG	63	Nouredin Nouili	6-4	315	So.	Frankfurt, Germany
	57	Ethan Piper	6-3	305	RFr.	Norfolk, Neb.
	-OR- 74	Brant Banks	6-7	305	RFr.	Houston, Texas
C	51	Cam Jurgens	6-3	290	So.	Beatrice, Neb.
	75	Trent Hixson	6-4	320	Jr.	Omaha, Neb.
RG	70	Matt Sichterman	6-4	310	Jr.	Cincinnati, Ohio
	73	Broc Bando	6-7	305	RFr.	Lincoln, Neb.
RT	54	Bryce Benhart	6-9	330	RFr.	Lakeville, Minn.
	58	Ian Boerkircher	6-6	280	So.	Aurora, Neb.

DEFENSIVE DEPTH CHART

DT	-OR- 95	Ben Stille	6-5	290	Sr.	Ashland, Neb.
	97	Deontre Thomas	6-2	285	Jr.	Mustang, Okla.
NT	93	Damion Daniels	6-3	325	Jr.	Dallas, Texas
	91	Jordon Riley	6-6	310	Jr.	New Bern, N.C.
DT	99	Ty Robinson	6-6	305	RFr.	Gilbert, Ariz.
	98	Casey Rogers	6-5	295	So.	Syracuse, N.Y.
DE	44	Garrett Nelson	6-3	245	So.	Scottsbluff, Neb.
	38	Damian Jackson	6-2	270	Jr.	Las Vegas, Nev.
ILB	42	Nick Henrich	6-3	225	RFr.	Omaha, Neb.
	31	Chris Kolarevic	6-1	230	Jr.	Traverse City, Mich.
ILB	28	Luke Reimer	6-1	225	So.	Lincoln, Neb.
	41	Garrett Snodgrass	6-3	225	RFr.	York, Neb.
	22	Eteva Mauga-Clements	6-1	220	Jr.	Pleasant Hill, Calif.
DE	2	Caleb Tannor	6-3	225	Jr.	Stone Mountain, Ga.
	0	Pheldarius Payne	6-3	260	Jr.	Suffolk, Va.
	17	Jimari Butler	6-5	245	Fr.	Mobile, Ala.
NICKEL	13	JoJo Domann	6-1	230	Sr.	Colorado Springs, Colo.
	23	Isaac Gifford	6-1	205	Fr.	Lincoln, Neb.
CB	-OR- 6	Quinton Newsome	6-1	185	So.	Suwanee, Ga.
	11	Braxton Clark	6-4	200	So.	Orlando, Fla.
	7	Tamon Lynum	6-2	180	Fr.	Orlando, Fla.
S	9	Marquel Dismuke	6-1	210	Sr.	Compton, Calif.
	4	Myles Farmer	6-1	200	RFr.	Atlanta, Ga.
S	8	Deontai Williams	6-1	205	Sr.	Jacksonville, Fla.
	21	Noa Pola-Gates	6-0	180	RFr.	Gilbert, Ariz.
CB	5	Cam Taylor-Britt	6-0	197	Jr.	Montgomery, Ala.
	1	Tyreke Johnson	6-1	190	So.	Jacksonville, Fla.
	-OR- 12	Marques Buford Jr.	5-11	190	Fr.	DeSoto, Texas

SPECIAL TEAMS DEPTH CHART

PK	33	Connor Culp	6-0	180	Sr.	Phoenix, Ariz.
	92	Brendan Franke	6-3	215	Fr.	Gretna, Neb.
P	90	William Przystup	6-4	250	So.	Oviedo, Fla.
	40	Daniel Cerni	6-4	225	Fr.	Canberra, Australia
H	90	William Przystup	6-4	250	So.	Oviedo, Fla.
	16	Zach Weinmaster	5-10	190	RFr.	Loveland, Colo.
LS	-OR- 94	Cade Mueller (LS)	6-0	220	So.	Gretna, Neb.
	91	Cameron Pieper (SS)	6-3	260	So.	Lincoln, Neb.
PR	89	Oliver Martin	6-1	200	Jr.	Coralville, Iowa
	3	Samori Toure	6-3	190	Sr.	Portland, Ore.
	5	Cam Taylor-Britt	6-0	197	Jr.	Montgomery, Ala.
KR	14	Rahmir Johnson	5-10	185	RFr.	Oradell, N.J.
	16	Zach Weinmaster	5-10	190	RFr.	Loveland, Colo.
	15	Zavier Betts	6-2	200	Fr.	Bellevue, Neb.
	32	Brody Belt	5-9	185	So.	Omaha, Neb.



AUSTIN ALLEN

#11

6-9 | 255 | JR. | TE
AURORA, NEB.

CAREER HONORS

- Team Captain (2021)
- Mackey Award Watch List (2021)
- Senior Bowl Watch List (2021)
- 3-Time Academic All-Big Ten
- 8-Time Nebraska Scholar-Athlete Honor Roll
- Sam Foltz 27 Hero Leadership Award (2020)
- 4-Time Brook Berringer Citizenship Team
- 4-Time Tom Osborne Citizenship Team

PERSONAL NOTES

- Graduated with a degree in mechanized systems management in May of 2021
- His father Andrew was a Husker walk-on in 1981

SEASON HIGHLIGHTS

- Has started every game and set career highs with 24 receptions, 343 receiving yards and two touchdown catches
- Already has the most receiving yards by a Husker tight end since 2017
- Caught two passes for 23 yards at Illinois
- Had four catches for 61 yards against Fordham
- Made an eight-yard catch on the opening drive vs. Buffalo but missed the rest of the game
- Came back from the injury to start at No. 3 Oklahoma and set a career high with six receptions, totaling 43 yards
- Caught four passes for 28 yards at No. 20 Michigan State
- Was held without a reception as Nebraska ran for more than 400 yards against Northwestern, snapping his streak of 13 consecutive games with a reception
- Caught two passes for 59 yards against No. 9 Michigan including a career-long 46-yard reception for a touchdown
- Had five catches for a career-high 121 yards at Minnesota with a nine-yard touchdown grab
- His 121 receiving yards tied for the fifth-highest total in school history by a tight end and marked the first 100-yard receiving game by a Husker tight end since 2017

GAME-BY-GAME

OPPONENT	REC.	YDS	TD	LONG
at Illinois	2	23	0	14
Fordham	4	61	0	26
Buffalo	1	8	0	8
at Oklahoma	6	43	0	14
at Michigan St.	4	28	0	14
Northwestern	0	0	0	-
Michigan	2	59	1	46
at Minnesota	5	121	1	41
Purdue				
Ohio St.				
at Wisconsin				
Iowa				

CAREER RECEIVING STATS						
YEAR	G/S	REC.	YDS	Y/R	Y/G	TD
2017						
						Redshirt
2018	12/0	2	54	27.0	4.5	0
2019	12/5	7	83	11.9	6.9	0
2020	8/7	18	236	13.1	29.5	1
2021	8/8	24	343	14.3	42.9	2
TOTAL	40/20	51	716	14.0	17.9	3

RUSHING: 1 att., 2 yds, 0 TDs

CAREER HIGHS	
Receptions	6 at Oklahoma (2021)
Receiving Yards	121 at Minnesota (2021)
Receiving Touchdowns	1 three times
Long Reception	46 vs. Michigan [TD] (2021)



BRODY BELT

#32

5-9 | 185 | SO. | WR
OMAHA, NEB.

CAREER HONORS

- 2-Time Nebraska Scholar-Athlete Honor Roll
- Brook Berringer Citizenship Team (2019)
- Tom Osborne Citizenship Team (2019)

CAREER NOTES

- Began his career at running back before switching to wide receiver prior to the 2020 season

SEASON HIGHLIGHTS

- Has played in six games with one start
- Made his first career reception with a 16-yard catch against Buffalo
- Had a career-long 24-yard reception at No. 20 Michigan State and also had a three-yard carry
- Made an 11-yard catch against Northwestern
- Made his first career start at Minnesota

GAME-BY-GAME

OPPONENT	REC.	YDS	TD	LONG
at Illinois	0	0	0	-
Fordham	0	0	0	-
Buffalo	1	16	0	16
at Oklahoma		-DNP-		
at Michigan St.	1	24	0	24
Northwestern	1	11	0	11
Michigan		-DNP-		
at Minnesota	0	0	0	-
Purdue				
Ohio St.				
at Wisconsin				
Iowa				

CAREER RECEIVING STATS						
YEAR	G/S	REC.	YDS	Y/R	Y/G	TD
2018						
						Redshirt
2019	12/0	0	0	0.0	0.0	0
2020	8/0	0	0	0.0	0.0	0
2021	6/1	3	51	17.0	8.5	0
TOTAL	26/1	3	51	17.0	2.0	0

RUSHING: 6 att., 35 yds, 0 TDs

KICKOFF RETURNS: 5 att., 73 yds, 0 TDs

CAREER HIGHS	
Receptions	1 three times
Receiving Yards	24 at Michigan St. (2021)
Receiving Touchdowns	none
Long Reception	24 at Michigan St. (2021)
Rushing Attempts	4 at Minnesota (2019)
Rushing Yards	29 at Minnesota (2019)
Rushing TDs	none
Long Rush	22 at Minnesota (2019)



BRYCE BENHART #54

6-9 | 330 | R-FR. | OL
LAKEVILLE, MINN.

CAREER HONORS

- Academic All-Big Ten (2020)
- 4-Time Nebraska Scholar-Athlete Honor Roll

CAREER NOTES

- Played in three games while redshirting in 2019, becoming the 12th true freshman offensive lineman to play in a game in Nebraska history

SEASON HIGHLIGHTS

- Has played in every game, starting six games at right tackle
- Helped Nebraska both pass and rush for 300 yards against Fordham, marking only the third game in program history the Huskers have totaled 300 yards rushing and passing

CAREER STATS

- **Games:** 19 (3 in 2019; 8 in 2020; 8 in 2021)
- **Starts:** 14 (8 in 2020; 6 in 2021)



ZAVIER BETTS #15

6-2 | 200 | FR. | WR
OMAHA, NEB.

SEASON HIGHLIGHTS

- Did not have a catch at Illinois, but returned his first career kickoff for 17 yards
- Made a 30-yard reception vs. Fordham and had two kickoff returns for 35 yards
- Had two receptions for 21 yards vs. Buffalo
- Made his first start of the season and had three catches and tied his then-career high with 61 receiving yards at No. 3 Oklahoma
- Had a career-long 55-yard catch vs. the Sooners
- Had a career-high 62 receiving yards at No. 20 Michigan State and tied his career high with five receptions, despite leaving the game early with an injury
- Had an 83-yard touchdown run on his first career carry against Northwestern, the longest run by a Husker since 2012 (Taylor Martinez, 92 yards)
- The 83-yard run was the ninth-longest run in the FBS through the season's first six weeks
- Caught two passes for 35 yards at Minnesota and had one rush for 27 yards

GAME-BY-GAME

OPPONENT	REC.	YDS	TD	LONG
at Illinois	0	0	0	-
Fordham	1	30	0	30
Buffalo	2	21	0	17
at Oklahoma	3	61	0	55
at Michigan St.	5	62	0	18
Northwestern	2	13	0	7
Michigan	0	0	0	-
at Minnesota	2	35	0	27
Purdue				
Ohio St.				
at Wisconsin				
Iowa				

CAREER RECEIVING STATS

YEAR	G/S	REC.	YDS	Y/R	Y/G	TD
2020	6/1	12	131	10.9	21.8	1
2021	8/3	15	222	14.8	27.8	0
TOTAL	14/4	27	353	13.1	25.2	1

KICKOFF RETURNS: 3 att., 52 yds, 0 TDs

RUSHING: 3 att., 199 yards, 1 TD

CAREER HIGHS

Receptions	5 twice
Receiving Yards	62 at Michigan St.
Receiving Touchdowns	1 vs. Penn St. (2020)
Long Reception	55 at Oklahoma (2021)
Long Rush	83 vs. Northwestern [TD] (2021)



CHANCELLOR BREWINGTON #82

6-3 | 185 | JR. | TE/WR
CHANDLER, ARIZ.

PERSONAL NOTES

- Earned his degree from Northern Arizona

CAREER NOTES

- Grad transfer from Northern Arizona (2017-20)
- Played in 21 games with 19 starts for the FCS Lumberjacks
- Caught 54 career passes for 642 yards & 3 TDs

SEASON HIGHLIGHTS

- Has played in seven games this season
- Made his Husker debut against Fordham on Sept. 4, his first game since Nov. 17, 2018
- Caught two passes for eight yards against the Rams, including a two-yard touchdown catch
- Had a 12-yard reception vs. Buffalo

GAME-BY-GAME

OPPONENT	REC.	YDS	TD	LONG
at Illinois	-	-	-	-
Fordham	2	8	1	6
Buffalo	1	12	0	12
at Oklahoma	0	0	0	-
at Michigan St.	0	0	0	-
Northwestern	0	0	0	-
Michigan	0	0	0	-
at Minnesota	0	0	0	-
Purdue				
Ohio St.				
at Wisconsin				
Iowa				

CAREER RECEIVING STATS

YEAR	G/S	REC.	YDS	Y/R	Y/G	TD
2017*	11/9	31	396	12.8	36.0	2
2018*	10/10	23	246	10.7	24.6	1
2019*						
2020*						
2021	7/0	3	20	6.7	2.9	1
TOTAL	28/19	57	662	11.6	23.6	4

*at FCS Northern Arizona

RUSHING: 1 att., -1 yd, 0 TDs

PASSING: 1-for-3, 23 yards, 1 TD, 0 INT

CAREER HIGHS

Receptions	8 vs. Sacramento St. (2017)*
Receiving Yards	119 vs. Sacramento St. (2017)*
Receiving Touchdowns	1 four times
Long Reception	45 vs. Illinois St. (2017)*
Touchdown Pass	1 vs. Illinois St. (2017)*

*at FCS Northern Arizona



BRAXTON CLARK #11

6-4 | 200 | SO. | CB
ORLANDO, FLA.

SEASON HIGHLIGHTS

- Has played in seven games this season
- Made his first two tackles of the year in the win over Buffalo
- Made one tackle and had his first career pass breakup at No. 3 Oklahoma
- Had one tackle against Northwestern

GAME-BY-GAME

OPPONENT	UT-AT-TT	TFL-YD	PBU	INT
at Illinois	0-0-0	0.0-0	0	0
Fordham	0-0-0	0.0-0	0	0
Buffalo	1-1-2	0.0-0	0	0
at Oklahoma	1-0-1	0.0-0	1	0
at Michigan St.		-DNP-		
Northwestern	1-0-1	0.0-0	0	0
Michigan	0-0-0	0.0-0	0	0
at Minnesota	0-0-0	0.0-0	0	0
Purdue				
Ohio St.				
at Wisconsin				
Iowa				

CAREER TACKLE STATS

YEAR	G/S	UT	AT	TT	TFL-YD	SCK-YD
2018*	4/0	1	0	1	0-0	0.0-0
2019	12/1	9	2	11	1-2	0.0-0
2020		DNP (injured)				
2021	7/0	3	1	4	0.0-0	0.0-0
TOTAL	23/1	13	3	16	1.0-2	0.0-0

*redshirt season

CAREER MISCELLANEOUS STATS

YEAR	FF	FR	PBU	INT	QBH	BLK
2018*	0	0	0	0	0	0
2019	0	1	0	1	0	0
2020		DNP (injured)				
2021	0	0	1	0	0	0
TOTAL	0	1	1	1	0	0

*redshirt season

CAREER HIGHS

Tackles	3 twice
TFLs	none
Sacks	none
Breakups	1 at Oklahoma (2021)
Interceptions	1 vs. Northern Illinois (2019)



TURNER CORCORAN #69

6-6 | 300 | FR. | OL
LAWRENCE, KAN.

CAREER HONORS

- Nebraska Scholar-Athlete Honor Roll (Spring 2020)

CAREER NOTES

- Started the 2020 season finale at Rutgers at left tackle, becoming the first Husker true freshman to ever start a game at left tackle
- Became just the sixth true freshman offensive lineman to start a game in Nebraska history
- Played in three games total, becoming the 15th true freshman offensive lineman to play in a game in Nebraska history

SEASON HIGHLIGHTS

- Has played in every game with seven starts
- Has started five games at left tackle and two games at right tackle
- Played extensively at Illinois but did not earn the start after being limited in fall camp due to injury
- Started his first game of the season against Fordham at left tackle
- Helped Nebraska both pass and rush for 300 yards against Fordham, marking only the third game in program history the Huskers have totaled 300 yards rushing and passing
- Helped the Huskers total 427 rushing yards and 657 total yards against Northwestern in his first career start at right tackle
- Also started at right tackle against Michigan, before moving back to his starting spot at left tackle at Minnesota

CAREER STATS

- **Games:** 11 (3 in 2020; 8 in 2021)
- **Starts:** 8 (1 in 2020; 7 in 2021)



CONNOR CULP #33

6-0 | 180 | SR. | PK
PHOENIX, ARIZ.

CAREER HONORS

- Lou Groza Award Watch List (2021)
- Big Ten Kicker of the Year (2020)
- First-Team All-Big Ten (2020)
- SEC Special Teams Player of the Week (2017 at LSU)

PERSONAL NOTES

- Earned his LSU degree in December of 2019

CAREER NOTES

- Graduate transfer from LSU (2016-19)
- Member of LSU's 2019 national title team
- Tigers' starting place-kicker in 2017

SEASON HIGHLIGHTS

- Has started every game at place-kicker and is the first Husker to have multiple 50-yard field goals in a season since Brett Maher in 2012
- Had a career-long 51-yard field goal at No. 3 Oklahoma
- Made both field goal tries at No. 20 Michigan St.
- Set a career-high with eight PATs against Northwestern
- Connected on his second 50-yard field goal of the season at Minnesota

GAME-BY-GAME

OPPONENT	XP-ATT	FG-ATT	LG	BK	PTS
at Illinois	1-3	1-1	27	0	4
Fordham	7-7	1-1	39	0	10
Buffalo	4-4	0-3	-	0	4
at Oklahoma	1-1	1-3	51	0	4
at Michigan St.	2-2	2-2	28	0	8
Northwestern	8-8	0-0	-	0	8
Michigan	3-3	0-0	-	0	3
at Minnesota	2-3	1-2	50	0	5
Purdue					
Ohio St.					
at Wisconsin					
Iowa					

CAREER KICKING STATS

YEAR	G/S	PAT	FG	PCT.	PTS	LG
2016*		Redshirt				
2017*	10/10	20-23	11-16	68.8	53	47
2018*	0/0	0-0	0-0	0.0	0	-
2019*	0/0	0-0	0-0	0.0	0	-
2020	8/8	20-20	13-15	86.7	59	49
2021	8/8	28-31	6-12	50.0	46	51
TOTAL	26/26	68-74	30-43	69.8	158	51

*at LSU

KICKOFFS: 50 att., 15 touchbacks

CAREER HIGHS

Field Goal Attempts	4 vs. Ole Miss (2017)*
Field Goals Made	4 vs. Ole Miss (2017)*
Long Field Goal	51 at Oklahoma (2021)
Points	16 vs. Ole Miss (2017)*
PATs	8 vs. Northwestern (2021)

*at LSU



DAMION DANIELS #93

6-3 | 325 | JR. | DL
DALLAS, TEXAS

CAREER HONORS

- Team Captain (2021)
- Senior Bowl Watch List (2021)
- 2-Time Nebraska Scholar-Athlete Honor Roll
- 3-Time Brook Berringer Citizenship Team
- 3-Time Tom Osborne Citizenship Team

PERSONAL NOTES

- Graduated with his degree in communication studies in May of 2020
- Brother Darrion was a Husker team captain (2019) and is with the San Francisco 49ers (DL)
- Both Daniels brothers served as team captains for Nebraska, 1 of 9 sets of brothers who were both team captains in program history

SEASON HIGHLIGHTS

- Has started every game this season and totaled a career-high 24 tackles
- Made a career-high six tackles at Illinois, while breaking up the first pass of his career
- Had two tackles with 1.0 TFL vs. Buffalo
- Made two tackles at No. 3 Oklahoma
- Had four stops and a pass breakup at No. 20 Michigan St.
- Made two tackles vs. Northwestern
- Had four tackles against No. 9 Michigan
- Made three tackles at Minnesota

GAME-BY-GAME

OPPONENT	UT-AT-TT	TFL-YD	SACK-YD
at Illinois	3-3-6	1.0-1	0.0-0
Fordham	0-1-1	0.0-0	0.0-0
Buffalo	1-1-2	1.0-2	0.0-0
at Oklahoma	0-2-2	0.0-0	0.0-0
at Michigan St.	0-4-4	0.0-0	0.0-0
Northwestern	0-2-2	0.0-0	0.0-0
Michigan	1-3-4	0.0-0	0.0-0
at Minnesota	0-3-3	0.0-0	0.0-0
Purdue			
Ohio St.			
at Wisconsin			
Iowa			

CAREER TACKLE STATS						
YEAR	G/S	UT	AT	TT	TFL-YD	SCK-YD
2017		Redshirt				
2018	12/0	3	9	12	1-1	0.0-0
2019	12/1	3	10	13	0-0	0.0-0
2020	8/3	10	10	20	4.0-5	0.0-0
2021	8/8	5	19	24	2.0-3	0.0-0
TOTAL	40/12	21	48	69	7.0-9	0.0-0

CAREER MISCELLANEOUS STATS						
YEAR	FF	FR	PBU	INT	QBH	BLK
2017		Redshirt				
2018	0	1	0	0	0	0
2019	0	0	0	0	0	0
2020	0	0	0	0	0	0
2021	0	0	2	0	0	0
TOTAL	0	1	2	0	0	0

CAREER HIGHS	
Tackles	6 at Illinois (2021)
TFLs	1.0 seven times
Sacks	none
Breakups	1 twice



MARQUEL DISMUKE #9

6-2 | 210 | SR. | S
COMPTON, CALIF.

CAREER HONORS

- Senior Bowl Watch List (2021)
- Honorable-Mention All-Big Ten (2020)
- Nebraska Scholar-Athlete Honor Roll (Fall 2006)

PERSONAL NOTES

- Earned his degree in criminology and criminal justice in August of 2020

CAREER NOTES

- Has started 28 consecutive games at safety, the longest streak of any Husker

SEASON HIGHLIGHTS

- Totaled six tackles at Illinois
- Blocked a field goal against Fordham, Nebraska's first blocked field goal since 2014
- Had four tackles at No. 3 Oklahoma
- Intercepted his first career pass and had two tackles at No. 20 Michigan State
- Made three stops vs. Northwestern
- Had five tackles at Minnesota

GAME-BY-GAME

OPPONENT	UT-AT-TT	TFL-YD	PBU	INT
at Illinois	1-5-6	0.0-0	0	0
Fordham	1-0-1	0.0-0	0	0
Buffalo	0-2-2	0.0-0	0	0
at Oklahoma	2-2-4	0.0-0	0	0
at Michigan St.	1-1-2	0.0-0	0	1
Northwestern	2-1-3	0.0-0	0	0
Michigan	0-1-1	0.0-0	0	0
at Minnesota	4-1-5	0.0-0	0	0
Purdue				
Ohio St.				
at Wisconsin				
Iowa				

DISMUKE CAREER TACKLE STATS						
YEAR	G/S	UT	AT	TT	TFL-YD	SCK-YD
2016		Redshirt				
2017	12/1	20	14	34	0-0	0.0-0
2018	8/0	8	2	10	0-0	0.0-0
2019	12/12	42	25	67	2-5	0.0-0
2020	8/8	29	18	47	4.0-7	0.0-0
2021	8/8	11	12	23	0.0-0	0.0-0
TOTAL	48/29	110	71	181	6.0-12	0.0-0

CAREER MISCELLANEOUS STATS						
YEAR	FF	FR	PBU	INT	QBH	BLK
2016		Redshirt				
2017	0	1	0	0	0	0
2018	0	0	0	0	0	1
2019	0	1	4	0	1	0
2020	0	0	4	0	0	0
2021	0	0	0	1	0	1
TOTAL	0	2	8	1	1	2

CAREER HIGHS	
Tackles	15 vs. Penn St. (2020)
TFLs	2.0 at Iowa (2020)
Sacks	none
Breakups	3 at Illinois (2019)
Interceptions	1 at Michigan St. (2021)
Blocked Punt	1 vs. Illinois [safety] (2018)
Blocked Field Goal	1 vs. Fordham (2021)



JOJO
DOMANN #13

6-1 | 230 | SR. | OLB
COLORADO SPRINGS, COLO.

CAREER HONORS

- Lott IMPACT Trophy Quarterfinalist (2021)
- B1G Co-Defensive Player of the Week (10/4)
- Bronko Nagurski Trophy Watch List (2021)
- Senior Bowl Watch List (2021)
- Honorable-Mention All-Big Ten (2020)
- Academic All-Big Ten (2017)
- 4-Time Nebraska Scholar-Athlete Honor Roll
- 4-Time Brook Berringer Citizenship Team
- 4-Time Tom Osborne Citizenship Team

PERSONAL NOTES

- Earned his degree in May of 2020

ACTIVE FBS CAREER RANKINGS

- Forced Fumbles: 3rd (9)

SEASON HIGHLIGHTS

- Ranks 7th in the Big Ten with 7.0 TFLs
- Tied for the team lead with 33 solo tackles while ranking 3rd on the team in total tackles (50)
- Had five tackles - including 1.0 TFL - vs. Fordham and intercepted the first pass of his career
- Tied his career high with 12 tackles at No. 3 Oklahoma
- Had four tackles and 1.0 TFL at Michigan State
- Had career highs of 2.0 sacks, 3.0 TFLs and two forced fumbles vs. Northwestern en route to Big Ten co-Defensive Player of the Week
- Totaled 10 tackles against the Wildcats - including nine solo stops - to post his fifth career double-figure tackle game
- Made five tackles against No. 9 Michigan
- Tied for the team lead with eight tackles at Minnesota, including a three-yard TFL

GAME-BY-GAME

OPPONENT	UT-AT-TT	TFL-YD	SACK-YD
at Illinois	1-0-1	0.0-0	0.0-0
Fordham	3-2-5	1.0-1	0.0-0
Buffalo	4-1-5	1.0-3	0.0-0
at Oklahoma	7-5-12	1.0-2	0.0-0
at Michigan St.	3-1-4	1.0-5	0.0-0
Northwestern	9-1-10	3.0-28	2.0-19
Michigan	2-3-5	0.0-0	0.0-0
at Minnesota	4-4-8	1.0-3	0.0-0
Purdue			
Ohio St.			
at Wisconsin			
Iowa			

CAREER TACKLE STATS						
YEAR	G/S	UT	AT	TT	TFL-YD	SCK-YD
2016	13/0	5	3	8	0-0	0.0-0
2017		Redshirt				
2018	8/2	10	9	19	1-7	1.0-7
2019	12/7	38	14	52	11-40	2.5-21
2020	8/8	35	23	58	6.5-14	0.0-0
2021	8/7	33	17	50	8.0-42	2.0-19
TOTAL	49/24	121	66	187	26.5-103	5.5-47

CAREER MISCELLANEOUS STATS						
YEAR	FF	FR	PBU	INT	QBH	BLK
2016	1	0	0	0	0	0
2017		Redshirt				
2018	2	1	2	0	0	0
2019	2	0	6	0	1	0
2020	2	1	5	0	1	0
2021	2	0	1	1	1	0
TOTAL	9	2	14	1	3	0

CAREER HIGHS	
Tackles	12 twice
TFLs	3.0 vs. Northwestern (2021)
Sacks	2.0 vs. Northwestern (2021)
Breakups	2 twice
Interceptions	1 vs. Fordham (2021)



LEVI FALCK #88

6-2 | 200 | SR. | WR
CIRCLE PINES, MINN.

CAREER HONORS

- 2-Time Nebraska Scholar-Athlete Honor Roll

PERSONAL NOTES

- Earned his degree in kinesiology and sport science from South Dakota in May of 2020

CAREER NOTES

- Went to South Dakota as a baseball recruit, but walked on to the football team following a baseball coaching change
- Tied the South Dakota single-game record with 11 catches at Kansas State on Sept. 1, 2018

SEASON HIGHLIGHTS

- Has played in every game with a pair of starts
- Started and had an eight-yard grab vs. Fordham
- Made a 20-yard catch at No. 3 Oklahoma
- Had a 22-yard reception at No. 20 Michigan State, his longest catch as a Husker, and took an option pitch for a gain of 12 yards
- Made three grabs for 38 yards vs. Northwestern
- Caught three passes for 31 yards against No. 9 Michigan - including a 13-yard touchdown - and had a six-yard carry on an option play
- Surpassed 1,000 career receiving yards vs. Michigan
- Started and had four catches for 36 yards in his return to his home state at Minnesota

GAME-BY-GAME

OPPONENT	REC.	YDS	TD	LONG
at Illinois	0	0	0	-
Fordham	1	8	0	8
Buffalo	0	0	0	-
at Oklahoma	1	20	0	20
at Michigan St.	1	22	0	22
Northwestern	3	38	0	18
Michigan	3	31	1	17
at Minnesota	4	36	0	16
Purdue				
Ohio St.				
at Wisconsin				
Iowa				

CAREER RECEIVING STATS

YEAR	G/S	REC.	YDS	Y/R	Y/G	TD
2016*						
			Redshirt			
2017*	7/3	16	197	12.3	28.1	0
2018*	11/9	45	492	10.9	44.7	2
2019*	6/3	9	85	9.4	14.2	0
2020	8/4	13	122	9.4	15.3	1
2021	8/2	13	155	11.9	19.4	1
TOTAL	40/21	96	1,051	10.9	26.3	4

*at FCS South Dakota

RUSHING: 2 att., 15 yards, 0 TDs

CAREER HIGHS

Receptions	11 at Kansas St. (2019)*^
Receiving Yards	140 at Kansas St. (2019)*
Receiving Touchdowns	1 four times
Long Reception	40 vs. Missouri St. (2018)
Blocked Punt	1 at Purdue (2020)

*at South Dakota

^tied the South Dakota school record



MYLES FARMER #4

6-3 | 200 | R-FR. | S
ATLANTA, GA.

CAREER HONORS

- Brook Berringer Citizenship Team (2020)
- Tom Osborne Citizenship Team (2020)

SEASON HIGHLIGHTS

- Has played in every game this season and totaled a career-high 11 tackles
- Made two tackles at Illinois and recovered the first fumble of his career, his third career takeaway
- Tied his career high with three tackles against Buffalo
- Had one tackle at No. 20 Michigan State
- Made one tackle against No. 9 Michigan
- Played extensively at Minnesota after Deontai Williams went down with an injury
- Recorded a career-high-tying three tackles with a half tackle for loss for his first career TFL

GAME-BY-GAME

OPPONENT	UT-AT-TT	TFL-YD	PBU	INT
at Illinois	2-0-2	0.0-0	0	0
Fordham	1-0-1	0.0-0	0	0
Buffalo	2-1-3	0.0-0	0	0
at Oklahoma	0-0-0	0.0-0	0	0
at Michigan St.	0-1-1	0.0-0	0	0
Northwestern	0-0-0	0.0-0	0	0
Michigan	0-1-1	0.0-0	0	0
at Minnesota	0-3-3	0.5-1	0	0
Purdue				
Ohio St.				
at Wisconsin				
Iowa				

CAREER TACKLE STATS

YEAR	G/S	UT	AT	TT	TFL-YD	SCK-YD
2019*	4/0	1	0	1	0-0	0.0-0
2020	5/1	6	2	8	0.0-0	0.0-0
2021	8/0	5	6	11	0.5-1	0.0-0
TOTAL	17/1	12	8	20	0.5-1	0.0-0

*redshirt season


CAREER MISCELLANEOUS STATS

YEAR	FF	FR	PBU	INT	QBH	BLK
2019*	0	0	0	0	0	0
2020	1	0	0	2	0	0
2021	0	1	0	0	0	0
TOTAL	1	1	0	2	0	0

*redshirt season

CAREER HIGHS

Tackles	3 three times
TFLs	0.5 at Minnesota (2021)
Sacks	none
Breakups	none
Interceptions	2 at Northwestern (2020)



BRENDAN FRANKE #92

6-3 | 215 | FR. | PK
GRETNA, NEB.

CAREER NOTES

- Joined Nebraska in the summer of 2021 after playing for Morningside College in Sioux City, Iowa during the 2020-21 season

SEASON HIGHLIGHTS

- Has been Nebraska's kickoff specialist, recording 26 touchbacks on 44 kickoffs
- Totaled four touchbacks in six attempts at Illinois and allowed one return for just nine yards
- Booted all five of his kickoffs for touchbacks against Fordham
- Had three touchbacks in five tries against Buffalo
- Had a pair of touchbacks at No. 3 Oklahoma
- Recorded two touchbacks in five kickoffs at No. 20 Michigan State
- Had five touchbacks on nine kickoffs against Northwestern
- Recorded two touchbacks in five tries against No. 9 Michigan
- Booted three touchbacks in five kickoffs at Minnesota

GAME-BY-GAME

OPPONENT	KICKOFFS	TOUCHBACKS
at Illinois	6	4
Fordham	5	5
Buffalo	5	3
at Oklahoma	4	2
at Michigan St.	5	2
Northwestern	9	5
Michigan	5	2
at Minnesota	5	3
Purdue		
Ohio St.		
at Wisconsin		
Iowa		

CAREER KICKING STATS

YEAR	G/S	PAT	FG	PCT.	PTS	LG
2020*	9/0	3-4	0-0	0.0	3	-
2021	8/0	0-0	0-0	0.0	0	-
TOTAL	17/0	3-4	0-0	0.0	3	-

*at NAIA Morningside College

KICKOFFS: 103 att., 61 touchbacks

CAREER HIGHS

Field Goal Attempts	none
Field Goals Made	none
Points	3 at Briar Cliff (2020)*
PATs	3 at Briar Cliff (2020)*
Kickoffs	9 three times
Touchbacks	6 at Concordia [Neb.] (2020)*

*at NAIA Morningside College



NICK HENRICH #42

6-3 | 225 | R-FR. | ILB
OMAHA, NEB.

CAREER HONORS

- Academic All-Big Ten (2020)
- 5-Time Nebraska Scholar-Athlete Honor Roll

SEASON HIGHLIGHTS

- Has started every game and made a career-high 65 tackles, ranking 5th in the Big Ten in total tackles
- Made a game-high 11 tackles at Illinois, including a half tackle for loss
- Had four tackles vs. Fordham
- Posted eight tackles with a half tackle for loss against Buffalo with two hurries
- Posted seven tackles at No. 3 Oklahoma
- Totaled nine tackles with his first career sack at No. 20 Michigan State
- Made four solo stops against Northwestern
- Had a career-high 15 tackles vs. No. 9 Michigan, his third career double-digit tackle game
- Recorded seven tackles and a career-high 1.0 tackle for loss at Minnesota

GAME-BY-GAME

OPPONENT	UT-AT-TT	TFL-YD	SACK-YD
at Illinois	4-7-11	0.5-1	0.0-0
Fordham	2-2-4	0.0-0	0.0-0
Buffalo	4-4-8	0.5-1	0.0-0
at Oklahoma	1-6-7	0.0-0	0.0-0
at Michigan St.	3-6-9	0.5-3	0.5-3
Northwestern	4-0-4	0.0-0	0.0-0
Michigan	3-12-15	0.0-0	0.0-0
at Minnesota	6-1-7	1.0-1	0.0-0
Purdue			
Ohio St.			
at Wisconsin			
Iowa			

CAREER TACKLE STATS

YEAR	G/S	UT	AT	TT	TFL-YD	SCK-YD
2019*	1/0	0	0	0	0-0	0.0-0
2020	7/1	8	19	27	0.5-1	0.0-0
2021	8/8	27	38	65	2.5-6	0.5-3
TOTAL	16/9	35	57	92	3.0-7	0.5-3

*redshirt season

CAREER MISCELLANEOUS STATS

YEAR	FF	FR	PBU	INT	QBH	BLK
2019*	0	0	0	0	0	0
2020	0	0	0	0	2	0
2021	0	0	0	0	3	0
TOTAL	0	0	0	0	5	0

*redshirt season

CAREER HIGHS

Tackles	15 vs. Michigan (2021)
TFLs	1.0 at Minnesota (2021)
Sacks	0.5 at Michigan St.
Breakups	none



CHRIS HICKMAN #87

6-5 | 215 | R-FR. | TE
OMAHA, NEB.

CAREER HONORS

- Nebraska Scholar-Athlete Honor Roll (Spring 2020)

CAREER NOTES

- Has played both wide receiver and tight end in his Husker career

SEASON HIGHLIGHTS

- Was targeted three times but did not have a catch at Illinois
- Caught three passes for 90 yards vs. Buffalo, setting career highs in both categories and posting the longest catch of his career (54 yds)

GAME-BY-GAME

OPPONENT	REC.	YDS	TD	LONG
at Illinois	0	0	0	-
Fordham	0	0	0	-
Buffalo	3	90	0	54
at Oklahoma	0	0	0	-
at Michigan St.	-DNP-			
Northwestern	0	0	0	-
Michigan	-DNP-			
at Minnesota	-DNP-			
Purdue				
Ohio St.				
at Wisconsin				
Iowa				

CAREER RECEIVING STATS

YEAR	G/S	REC.	YDS	Y/R	Y/G	TD
2019*	4/0	1	0	0.0	0.0	0
2020	6/0	1	0	0.0	0.0	0
2021	5/0	3	90	30.0	18.0	0
TOTAL	15/0	5	90	18.0	6.0	0

*redshirt season

CAREER HIGHS

Receptions	3 vs. Buffalo (2021)
Receiving Yards	90 vs. Buffalo (2021)
Receiving Touchdowns	none
Long Reception	54 vs. Buffalo (2021)



DAMIAN JACKSON #38

6-2 | 270 | JR. | OLB
LAS VEGAS, NEV.

CAREER HONORS

- 2-Time Armed Forces Merit Award Finalist
- 3-Time Armed Forces Merit Award Nominee
- 3-Time Academic All-Big Ten
- 7-Time Nebraska Scholar-Athlete Honor Roll

PERSONAL NOTES

- Served as a member of the Navy SEALs before walking on at Nebraska
- Did not play football in high school

SEASON HIGHLIGHTS

- Is a finalist for the Armed Forces Merit Award after he was also a finalist in 2019
- Has played in every game
- Made one solo tackle at Illinois
- Added another tackle against Fordham
- Tied his career high with two tackles against Northwestern and had his first career hurry

GAME-BY-GAME

OPPONENT	UT-AT-TT	TFL-YD	SACK-YD
at Illinois	1-0-1	0.0-0	0.0-0
Fordham	0-1-1	0.0-0	0.0-0
Buffalo	0-0-0	0.0-0	0.0-0
at Oklahoma	0-0-0	0.0-0	0.0-0
at Michigan St.	0-0-0	0.0-0	0.0-0
Northwestern	1-1-2	0.0-0	0.0-0
Michigan	0-0-0	0.0-0	0.0-0
at Minnesota	0-0-0	0.0-0	0.0-0
Purdue			
Ohio St.			
at Wisconsin			
Iowa			

CAREER TACKLE STATS

YEAR	G/S	UT	AT	TT	TFL-YD	SCK-YD
2017						
		-Redshirt-				
2018	1/0	0	0	0	0-0	0.0-0
2019	2/0	1	1	2	0-0	0.0-0
2020	6/0	1	4	5	0.5-1	0.0-0
2021	6/0	2	2	4	0.0-0	0.0-0
TOTAL	15/0	4	7	11	0.5-1	0.0-0

CAREER MISCELLANEOUS STATS

YEAR	FF	FR	PBU	INT	QBH	BLK
2018*	0	0	0	0	0	0
2019	0	0	0	0	0	0
2020	0	0	0	0	0	0
2021	0	0	0	0	1	0
TOTAL	0	0	0	0	1	0

CAREER HIGHS

Tackles	2 three times
TFLs	0.5 vs. Minnesota (2020)
Sacks	none
Breakups	none



CAM JURGENS #51

6-3 | 290 | SO. | OL
BEATRICE, NEB.

CAREER HONORS

- Rimington Trophy Watch List (2021)
- 2-Time Academic All-Big Ten
- 5-Time Nebraska Scholar-Athlete Honor Roll
- Brook Berringer Citizenship Team (2019)
- Tom Osborne Citizenship Team (2019)

CAREER NOTES

- Spent his true freshman season at tight end before switching to center in the spring of 2019
- In 2019, became the first freshman (true or redshirt) to start a game at center for Nebraska since freshmen regained eligibility in 1972
- 1 of 6 freshmen offensive linemen (true or redshirt) to start a season opener at Nebraska

SEASON HIGHLIGHTS

- Has started every game at center this season, stretching his streak to 14 straight starts at the position
- Helped Nebraska both pass and rush for 300 yards against Fordham, marking only the third game in program history the Huskers have totaled 300 yards rushing and passing
- Helped the Huskers total 427 rushing yards and 657 total yards against Northwestern

CAREER STATS

- **Games:** 28
(1 in 2018*; 12 in 2019; 7 in 2020; 8 in 2021)
- **Starts:** 27 (12 in 2019; 7 in 2020; 8 in 2021)

*redshirt season (at tight end)



RAHMIR JOHNSON #14

5-10 | 185 | R-FR. | RB
ORADELL, N.J.

CAREER HONORS

- 2-Time Brook Berringer Citizenship Team
- 2-Time Tom Osborne Citizenship Team

SEASON HIGHLIGHTS

- Has played in every game with five starts
- Had four carries for 11 yards and a 13-yard kickoff return at Illinois
- Had five carries for 19 yards against Fordham and four carries for nine yards vs. Buffalo
- Made his first career start at No. 3 Oklahoma and had a career-high 103 all-purpose yards
- Rushed 11 times for 42 yards, had three catches for 49 yards - both career highs - and added a 12-yard kickoff return
- Started and totaled 100 all-purpose yards at No. 20 Michigan State, including 76 rushing yards on a career-high 19 carries
- Had 74 yards on 12 carries vs. Northwestern with a career-high two rushing touchdowns and a career-long 23-yard rush
- Totaled a career-high 172 all-purpose yards against No. 9 Michigan, including career highs of seven catches and 105 receiving yards, with his first career receiving touchdown (41 yards)
- Also led Nebraska with 17 carries for 67 yards
- Carried 11 times for a career-high 83 yards and two touchdowns at Minnesota with a career-long 29-yard run before leaving the game due to injury

RUSHING GAME-BY-GAME

OPPONENT	ATT.	YDS	TD	LONG
at Illinois	4	11	0	7
Fordham	5	19	0	9
Buffalo	4	9	0	3
at Oklahoma	11	42	0	9
at Michigan St.	19	76	0	18
Northwestern	12	74	2	23
Michigan	17	67	0	24
at Minnesota	11	83	2	29
Purdue				
Ohio St.				
at Wisconsin				
Iowa				

RECEIVING GAME-BY-GAME

OPPONENT	REC.	YDS	TD	LONG
at Illinois	0	0	0	-
Fordham	0	0	0	-
Buffalo	0	0	0	-
at Oklahoma	3	48	0	26
at Michigan St.	2	11	0	9
Northwestern	1	5	0	5
Michigan	6	105	1	43
at Minnesota	1	6	0	6
Purdue				
Ohio St.				
at Wisconsin				
Iowa				

CAREER RUSHING STATS						
YEAR	G/S	ATT.	NET	Y/A	Y/G	TD
2019*	4/0	21	64	3.0	16.3	1
2020	6/0	8	30	3.8	5.0	1
2021	8/5	83	381	4.6	47.6	4
TOTAL	18/5	112	475	4.2	26.4	6

*redshirt season

KICKOFF RETURNS: 6 ret., 92 yds, 0 TD

CAREER RECEIVING STATS						
YEAR	G/S	REC.	YDS	Y/R	Y/G	TD
2019*	4/0	1	12	12.0	3.0	0
2020	6/0	6	33	5.5	5.5	0
2021	8/5	13	175	13.5	21.9	1
TOTAL	18/5	20	220	11.0	12.2	1

*redshirt season

CAREER HIGHS	
Rushing Attempts	19 at Michigan St. (2021)
Rushing Yards	83 at Minnesota (2021)
Rushing TDs	2 twice
Long Rush	29 at Minnesota (2021)
Receptions	6 vs. Michigan (2021)
Receiving Yards	105 vs. Michigan (2021)
Receiving Touchdowns	1 vs. Michigan (2021)
Long Reception	43 vs. Michigan (2021)



CHRIS KOLAREVIC #31

6-1 | 230 | JR. | ILB
TRAVERSE CITY, MICH.

CAREER HONORS

- Nebraska Scholar-Athlete Honor Roll (Spring 2020)

CAREER NOTES

- Graduate transfer from FCS Northern Iowa
- Played in 16 games with 15 starts at UNI, recording 144 tackles, 9.5 TFLs and 2.0 sacks

SEASON HIGHLIGHTS

- Made four tackles at Illinois in his Husker debut
- Had three tackles vs. Fordham and four stops against Buffalo
- Had one tackle each at No. 3 Oklahoma and at No. 20 Michigan State
- Made a season-high five tackles vs. Northwestern
- Had three tackles against No. 9 Michigan
- Made four solo stops at Minnesota

GAME-BY-GAME

OPPONENT	UT-AT-TT	TFL-YD	SACK-YD
at Illinois	2-2-4	0.0-0	0.0-0
Fordham	2-1-3	0.0-0	0.0-0
Buffalo	1-3-4	0.0-0	0.0-0
at Oklahoma	1-0-1	0.0-0	0.0-0
at Michigan St.	0-1-1	0.0-0	0.0-0
Northwestern	2-3-5	0.0-0	0.0-0
Michigan	3-0-3	0.0-0	0.0-0
at Minnesota	4-0-4	1.0-1	0.0-0
Purdue			
Ohio St.			
at Wisconsin			
Iowa			

CAREER TACKLE STATS						
YEAR	G/S	UT	AT	TT	TFL-YD	SCK-YD
2017						
		Redshirt				
2018*	6/6	25	40	65	3.0-4	0.0-0
2019*	10/9	33	46	79	6.5-23	2.0-17
2020*		DNP (No FCS Fall Season)				
2021	8/0	15	10	25	1.0-1	0.0-0
TOTAL	24/15	73	96	169	10.5-28	2.0-17

*at FCS Northern Iowa

CAREER MISCELLANEOUS STATS						
YEAR	FF	FR	PBU	INT	QBH	BLK
2017*						
	Redshirt					
2018*	0	0	4	1	0	0
2019*	0	1	1	1	1	0
2020*	DNP (No FCS Fall Season)					
2021	0	0	0	0	0	0
TOTAL	0	1	5	2	1	0

*at FCS Northern Iowa

CAREER HIGHS	
Tackles	19 vs. South Dakota (2019)*
TFLs	1.5 twice*
Sacks	1.0 twice*
Breakups	2 at Indiana State (2018)*
Interceptions	1 twice*

*at FCS Northern Iowa



WYATT LIEWER #85

6-4 | 195 | SO. | WR
O'NEILL, NEB.

CAREER HONORS

- Nebraska Offensive Scout Team MVP (2018)
- 2-Time Academic All-Big Ten
- 6-Time Nebraska Scholar-Athlete Honor Roll
- Brook Berringer Citizenship Team (2019)
- Tom Osborne Citizenship Team (2019)

PERSONAL NOTES

- His father, Jamie, was a three-year letterwinner for the Huskers from 1990 to 1992, and a two-year starter on the defensive line

SEASON HIGHLIGHTS

- Has played in every game and started the first four games
- Tied his career high with two catches at Illinois
- Made a five-yard reception against Northwestern
- Had a six-yard catch at Minnesota

GAME-BY-GAME

OPPONENT	REC.	YDS	TD	LONG
at Illinois	2	13	0	7
Fordham	0	0	0	-
Buffalo	0	0	0	-
at Oklahoma	0	0	0	-
at Michigan St.	0	0	0	-
Northwestern	1	5	0	5
Michigan	0	0	0	-
at Minnesota	1	6	0	6
Purdue				
Ohio St.				
at Wisconsin				
Iowa				

CAREER RECEIVING STATS

YEAR	G/S	REC.	YDS	Y/R	Y/G	TD
2018						
Redshirt						
2019	0/0	0	0	0.0	0.0	0
2020	8/0	3	22	7.3	2.8	1
2021	8/4	4	24	6.0	3.0	0
TOTAL	16/4	7	46	6.6	2.9	1

CAREER HIGHS

Receptions	2 twice
Receiving Yards	22 vs. Minnesota (2020)
Receiving Touchdowns	1 at Purdue (2020)
Long Reception	10 at Purdue [TD] (2020)



OMAR MANNING #5

6-4 | 225 | JR. | WR
LANCASTER, TEXAS

CAREER NOTES

- Began his career at TCU, redshirting in 2017, before spending the 2018 and 2019 seasons at Kilgore College in Texas
- Nation's No. 1-ranked junior college wide receiver in the 2020 class

SEASON HIGHLIGHTS

- Has played in seven games with four starts
- Caught the first two passes of his Husker career at Illinois, totaling 26 yards
- Caught three passes for 54 yards in his first career start against Fordham, including a career-long 32-yard grab
- Missed the Buffalo game with an injury
- Returned to catch two passes for 52 yards at No. 3 Oklahoma, including a 21-yard touchdown pass for his first career touchdown
- Started and had a career-high four receptions at No. 20 Michigan State
- Started and made a 28-yard catch against Northwestern
- Had two catches for 20 yards vs. No. 9 Michigan
- Caught three passes for 34 yards at Minnesota

GAME-BY-GAME

OPPONENT	REC.	YDS	TD	LONG
at Illinois	2	26	0	12
Fordham	3	54	0	32
Buffalo	-DNP (injured)-			
at Oklahoma	2	52	1	31
at Michigan St.	4	16	0	6
Northwestern	1	28	0	28
Michigan	2	20	0	24
at Minnesota	3	34	0	22
Purdue				
Ohio St.				
at Wisconsin				
Iowa				

CAREER RECEIVING STATS

YEAR	G/S	REC.	YDS	Y/R	Y/G	TD
2017*						
Redshirt						
2018						
Kilgore College						
2019						
Kilgore College						
2020	1/0	0	0	0.0	0.0	0
2021	7/4	17	230	13.5	32.9	1
TOTAL	8/4	17	230	13.5	28.8	1

*at TCU

RUSHING: 2 att., 0 yds, 0 TD

CAREER HIGHS

Receptions	4 at Michigan St. (2021)
Receiving Yards	54 vs. Fordham (2021)
Receiving Touchdowns	1 at Oklahoma (2021)
Long Reception	32 vs. Fordham (2021)



OLIVER MARTIN #89

6-1 | 200 | JR. | WR
CORALVILLE, IOWA

CAREER HONORS

- Nebraska Scholar-Athlete Honor Roll (Spring 2020)

CAREER NOTES

- Has caught a touchdown pass for three different Big Ten teams (Michigan, Iowa, Nebraska)
- Began his collegiate career at Michigan (2017-18)
- Redshirted in 2017 and caught 11 passes for 125 yards and one touchdown in 13 games in 2018
- Transferred to Iowa in 2019 and was immediately eligible, totaling five catches for 28 yards
- Transferred to Nebraska in 2020 but did not receive an eligibility waiver until November

SEASON HIGHLIGHTS

- Posted his first career 100-yard receiving game at Illinois with a game-high 103 yards
- Set career highs in receptions (6) and receiving yards (103) while also recording the longest reception of his career (43 yards)
- Missed the next four games due to injury
- Returned against Northwestern and had a five-yard reception
- Caught two passes for 39 yards vs. No. 9 Michigan

GAME-BY-GAME

OPPONENT	REC.	YDS	TD	LONG
at Illinois	6	103	1	43
Fordham	-DNP (injured)-			
Buffalo	-DNP (injured)-			
at Oklahoma	-DNP (injured)-			
at Michigan St.	-DNP (injured)-			
Northwestern	1	5	0	5
Michigan	2	39	0	30
at Minnesota	0	0	0	-
Purdue				
Ohio St.				
at Wisconsin				
Iowa				

CAREER RECEIVING STATS

YEAR	G/S	REC.	YDS	Y/R	Y/G	TD
2017*						
Redshirt						
2018*	13/1	11	125	11.4	9.6	1
2019^	8/0	5	28	5.6	5.6	1
2020	5/4	5	63	12.6	12.6	0
2021	4/3	9	147	16.3	36.8	1
TOTAL	30/8	30	363	12.1	12.1	3

*at Michigan; ^at Iowa


RUSHING: 2 att., 16 yds, 0 TD

PUNT RETURNS: 2 ret., 13 yds, 0 TD

CAREER HIGHS

Receptions	6 at Illinois (2021)
Receiving Yards	103 at Illinois (2021)
Receiving Touchdowns	1 three times
Long Reception	43 at Illinois (2021)

*at Michigan; ^at Iowa



ADRIAN MARTINEZ #2

6-2 | 212 | JR. | QB
FRESNO, CALIF.

CAREER HONORS

- 3-Time Team Captain (2019, 2020, 2021)
- Maxwell Award Watch List (2019, 2020, 2021)
- Johnny Unitas Award Watch List (2020, 2021)
- Senior Bowl Watch List (2021)
- AFCA Good Works Team Nominee (2021)
- Freshman All-American (2018)
- Honorable-Mention All-Big Ten (2018)
- 3-Time Big Ten Freshman of the Week (2018)
- 2-Time Academic All-Big Ten
- 6-Time Nebraska Scholar-Athlete Honor Roll
- 3-Time Brook Berringer Citizenship Team
- 3-Time Tom Osborne Citizenship Team

NEBRASKA RECORDS

- Career 400-Yard Total Offense Games (5)
- Career 300-Yard Total Offense Games (18)
- Career 250-Yard Passing Games (14)
- Season Completion Percentage (71.5 in 2020)
- Season Total Offense Per Game (295.1 in 2018)
- Season 400-Yard Total Offense Games (3 in 2018)
- Season 300-Yard Total Offense Games (7 in 2018)
- Game Completion Pct. (90.0 at Iowa in 2020)

PERSONAL NOTES

- Graduated in May (business administration) completing his degree in 3 1/2 years

ACTIVE FBS CAREER RANKINGS

- Quarterback Rushing Yards: 1st (2,226)
- Completion Percentage: 8th (64.3)
- Total Offensive Yards Per Game: 8th (273.1)
- Rushing Touchdowns: 8th (32)
- Total Offensive Yards: 10th (9,832)
- 1 of 2 active QBs with 6,000 career passing yards & 2,000 career rushing yards (also D'Eriq King)

CAREER NOTES

- Only three-time captain in Nebraska history
- Only Husker with four 1,000-yard passing seasons
- Is the only true freshman quarterback to start a season opener in Nebraska history
- 1 of 3 true freshmen quarterbacks to start for NU
- 1 of 2 Huskers with 6,000 career passing yards and 2,000 career rushing yards
- 1 of 3 Huskers to lead the team in rushing and passing in the same season (2020)
- 1 of 8 Husker quarterbacks to have 10 rushing & 10 passing touchdowns in the same season
- 1 of 7 players in Big Ten history with 6,000 career passing yards and 2,000 career rushing yards
- Ranks 10th in Big Ten history in career rushing yards by a quarterback (2,138)
- Owns the top two single-game completion percentage marks in program history (2018 vs. Minnesota and 2020 at Iowa)
- 71.5 percent completion rate in 2020 ranked 4th nationally and was the 4th-highest mark ever in a Big Ten Conference season
- In 2018, posted the highest total offense average (295.1 ypg) ever by a true freshman quarterback at a Power Five school
- 1 of 6 freshmen in FBS history to average 200 passing yards & 50 rushing yards per game (1 of 2 true freshmen to hit both marks)

SEASON HIGHLIGHTS

- Leads the nation in 70-yard runs (2), ranks 2nd in 60-yard runs (2), 7th in 50-yard runs (2) and 8th in 40-yard runs (3)
- Ranks 5th nationally in 30-yard passes (16), 10th in 60-yard passes (3) and in 40-yard passes (8)
- Ranks 2nd in the Big Ten and 10th nationally with a career-high 10 rushing touchdowns
- Leads the Big Ten and ranks 14th nationally with 1,995 passing yards
- Ranks 2nd in the Big Ten and 16th nationally with an average of 303.5 yards of offense per game
- Ranks 8th nationally with an average of 9.5 yards per pass attempt and 10th with an average of 14.7 yards per completion
- Ranks 9th among FBS quarterbacks in rushing (433)
- Totaled 343 yards of offense at Illinois, including 232 passing yards and 111 rushing yards
- Had 287 yards of offense with three touchdowns in only three quarters against Fordham
- Totaled 354 yards of offense against Buffalo with his sixth career 100-yard rushing game (112)
- Accounted for 323 yards of offense and two touchdowns at No. 3 Oklahoma, posting his 16th game with both a rushing & passing TD
- Totaled 316 yards of offense at No. 20 Michigan State with a pair of rushing touchdowns
- Had 202 passing yards and 50 rushing yards with four touchdowns in just 2 1/2 quarters vs. Northwestern
- Totaled 329 yards of offense vs. No. 9 Michigan and tied his career highs with three passing touchdowns and four total touchdowns
- Had 241 yards of offense at Minnesota

CAREER PASSING STATS

YEAR	G/S	CMP-ATT	PCT	YDS	TD	INT
2018	11/11	224-347	64.6	2,617	17	8
2019	10/10	149-251	59.4	1,956	10	9
2020	7/6	108-151	71.5	1,055	4	3
2021	8/8	136-211	64.5	1,995	10	3
TOTAL	36/35	617-960	64.3	7,623	41	23

Total Offense: 1,431 att., 9,832 yds, 73 TDs

CAREER RUSHING STATS

YEAR	G/S	ATT.	NET	Y/A	Y/G	TD
2018	11/11	140	629	4.5	57.2	8
2019	10/10	144	626	4.3	62.6	7
2020	7/6	91	521	5.7	74.4	7
2021	8/8	96	433	4.5	54.1	10
TOTAL	36/35	471	2,209	4.7	61.4	32

CAREER PASSING HIGHS

Attempts	42 twice
Completions	26 at Iowa (2018)
Yards	384 at Wisconsin (2018)
Touchdowns	3 three times
Long Pass	75 twice (both TDs)

CAREER RUSHING HIGHS

Attempts	23 at Rutgers (2020)
Yards	157 at Rutgers (2020)
Touchdowns	3 vs. Northwestern (2021)
Long Rush	75 at Illinois (2021)

CAREER TOTAL OFFENSE HIGHS

Attempts	60 vs. Purdue (2018)
Yards	446 at Illinois (2019)
Total Touchdowns	4 four times

NEBRASKA CAREER RECORD WATCH

PASSING YARDS

RK.	PLAYER, YEARS	YDS
1.	Tommy Armstrong Jr., 2013-17	8,871
2.	Adrian Martinez, 2018-pres.	7,623
3.	Taylor Martinez, 2010-13	7,258

COMPLETIONS

RK.	PLAYER, YEARS	COMP.
1.	Tommy Armstrong Jr., 2013-16	625
2.	Adrian Martinez, 2018-present	617
2.	Taylor Martinez, 2010-13	575

COMPLETION PERCENTAGE

RK.	PLAYER, YEARS	PCT.
1.	Joe Ganz, 2006-08	65.1
2.	Adrian Martinez, 2018-present	64.3
3.	Sam Keller, 2007	63.1

TOTAL OFFENSE

RK.	PLAYER, YEARS	YDS
1.	Tommy Armstrong Jr., 2013-16	10,690
2.	Taylor Martinez, 2010-13	10,233
3.	Adrian Martinez, 2018-pres.	9,832

TOTAL OFFENSIVE YARDS PER GAME

RK.	PLAYER, YEARS	YPG
1.	Adrian Martinez, 2018-pres.	273.1
2.	Tanner Lee, 2017	253.8
3.	Tommy Armstrong Jr., 2013-16	237.6

RUSHING TOUCHDOWNS

RK.	PLAYER, POS., YEARS	TDs
1.	Eric Crouch, 1998-2001	59
2.	Mike Rozier, IB, 1981-83	49
3.	Ahman Green, IB, 1995-97	42
4.	Calvin Jones, IB, 1991-93	40
5.	Ameer Abdullah, IB, 2011-14	39
6.	Keith Jones, IB, 1984-87	32
	Steve Taylor, QB, 1985-88	32
	Adrian Martinez, QB, 2018-pres.	32

QUARTERBACK RUSHING YARDS

RK.	PLAYER, YEARS	YDS
1.	Eric Crouch, 1998-2001	3,434
2.	Taylor Martinez, 2010-13	2,975
3.	Jammal Lord, 2000-03	2,573
4.	Adrian Martinez, 2018-present	2,209

250-YARD PASSING GAMES

RK.	PLAYER, YEARS	GMS
1.	Tommy Armstrong Jr., 2013-16	14
	Adrian Martinez, 2018-present	14
3.	Joe Ganz, 2006-08	11

300-YARD PASSING GAMES

RK.	PLAYER, YEARS	GMS
1.	Joe Ganz, 2006-08	8
2.	Tommy Armstrong Jr., 2013-16	6
3.	Taylor Martinez, 2010-13	4
t-4.	Adrian Martinez, 2018-present	3

300-YARD TOTAL OFFENSE GAMES

RK.	PLAYER, YEARS	GMS
1.	Adrian Martinez, 2018-present	18
2.	Tommy Armstrong Jr., 2013-16	13

400-YARD TOTAL OFFENSE GAMES

RK.	PLAYER, YEARS	GMS
1.	Adrian Martinez, 2018-present	5
2.	Joe Ganz, 2006-08	3

ADRIAN MARTINEZ CAREER GAME-BY-GAME STATISTICS

PASSING

RUSHING

TOTAL OFFENSE

2021

OPPONENT	COMP-ATT	YDS	TD	INT
at Illinois	16-32	232	1	0
Fordham	17-23	254	1	0
Buffalo	13-19	242	2	0
at Oklahoma	19-25	289	1	1
at Michigan St.	24-34	244	0	1
Northwestern	11-17	202	1	0
Michigan	18-28	291	3	1
at Minnesota	18-33	241	1	0
Purdue				
Ohio St.				
at Wisconsin				
Iowa				

2021

OPPONENT	ATT.	YDS	TD	LONG
at Illinois	17	111	1	75
Fordham	8	33	2	19
Buffalo	9	112	0	71
at Oklahoma	17	34	1	10
at Michigan St.	21	72	2	45
Northwestern	8	50	3	25
Michigan	8	38	1	20
at Minnesota	8	-17	0	4
Purdue				
Ohio St.				
at Wisconsin				
Iowa				

2021

OPPONENT	ATT.	PASS	RUSH	TOT
at Illinois	49	232	111	343
Fordham	31	254	33	287
Buffalo	28	242	112	354
at Oklahoma	42	289	34	323
at Michigan St.	55	244	72	316
Northwestern	25	202	50	252
Michigan	36	291	38	329
at Minnesota	41	241	-17	224
Purdue				
Ohio St.				
at Wisconsin				
Iowa				

2020 (JUNIOR)

OPPONENT	COMP-ATT	YDS	TD	INT
at Ohio St.	12-15	105	0	0
at Northwestern	12-27	125	0	1
Penn St.	-DNP-			
Illinois	3-4	43	1	0
at Iowa	18-20	174	0	0
at Purdue	23-30	242	1	0
Minnesota	16-27	111	1	0
at Rutgers	24-28	255	1	2

2020 (JUNIOR)

OPPONENT	ATT.	YDS	TD	LONG
at Ohio St.	13	85	1	39
at Northwestern	13	102	0	28
Penn St.	-DNP-			
Illinois	2	8	0	13
at Iowa	12	28	1	18
at Purdue	13	45	2	15
Minnesota	15	96	1	24
at Rutgers	23	157	2	41

2020 (JUNIOR)

OPPONENT	ATT.	PASS	RUSH	TOT
at Ohio St.	28	105	85	190
at Northwestern	40	125	102	227
Penn St.	-DNP-			
Illinois	6	43	8	51
at Iowa	32	174	28	202
at Purdue	43	242	45	287
Minnesota	42	111	96	207
at Rutgers	51	255	157	412

2019 (SOPHOMORE)

OPPONENT	COMP-ATT	YDS	TD	INT
South Alabama	13-22	178	0	1
at Colorado	16-26	290	2	1
Northern Illinois	16-27	257	2	0
at Illinois	22-34	328	3	0
Ohio St.	8-17	47	0	3
Northwestern	13-20	145	0	0
at Minnesota	-DNP (injured)-			
Indiana	-DNP (injured)-			
at Purdue	22-39	247	0	1
Wisconsin	13-23	220	1	1
at Maryland	16-25	194	2	1
Iowa	10-18	50	0	1

2019 (SOPHOMORE)

OPPONENT	ATT.	YDS	TD	LONG
South Alabama	13	6	0	10
at Colorado	19	66	2	17
No. Illinois	11	44	1	11
at Illinois	18	118	0	44
Ohio St.	15	81	0	56
Northwestern	9	26	0	8
at Minnesota	-DNP (injured)-			
Indiana	-DNP (injured)-			
at Purdue	12	58	2	21
Wisconsin	16	89	1	45
at Maryland	10	94	1	30
Iowa	21	44	0	8

2019 (SOPHOMORE)

OPPONENT	ATT.	PASS	RUSH	TOT
South Alabama	35	178	6	184
at Colorado	45	290	66	356
No. Illinois	38	257	44	301
at Illinois	52	328	118	446
Ohio St.	32	47	81	128
Northwestern	29	145	26	171
at Minnesota	-DNP (injured)-			
Indiana	-DNP (injured)-			
at Purdue	51	247	58	305
Wisconsin	39	220	89	309
at Maryland	35	194	94	288
Iowa	39	50	44	94

2018 (FRESHMAN)

OPPONENT	COMP-ATT	YDS	TD	INT
Colorado	15-20	187	1	1
Troy	-DNP (injured)-			
at Michigan	7-15	22	0	1
Purdue	25-42	323	2	1
at Wisconsin	24-42	384	2	0
at Northwestern	25-35	251	1	2
Minnesota	25-29	276	3	0
Bethune-Cookman	15-22	213	2	1
at Ohio St.	22-33	266	1	0
Illinois	24-34	290	3	1
Michigan St.	16-37	145	0	0
at Iowa	26-38	260	2	1

2018 (FRESHMAN)

OPPONENT	ATT.	YDS	TD	LONG
Colorado	15	117	2	41
Troy	-DNP (injured)-			
at Michigan	7	-12	0	15
Purdue	18	91	0	23
at Wisconsin	13	57	1	28
at Northwestern	13	37	0	13
Minnesota	15	125	1	53
Bethune-Cookman	2	-7	0	0
at Ohio St.	20	72	2	24
Illinois	13	55	1	30
Michigan St.	7	18	0	17
at Iowa	17	76	1	18

2018 (FRESHMAN)

OPPONENT	ATT.	PASS	RUSH	TOT
Colorado	35	187	117	304
Troy	-DNP (injured)-			
at Michigan	22	22	-12	10
Purdue	60	323	91	414
at Wisconsin	55	384	57	441
at Northwestern	48	251	37	288
Minnesota	44	276	125	401
Bethune-Cookman	24	213	-7	206
at Ohio St.	53	266	72	338
Illinois	47	290	55	345
Michigan St.	44	145	18	163
at Iowa	55	260	76	336



SEVION MORRISON #28

6-0 | 200 | FR. | RB
TULSA, OKLA.

CAREER HONORS

- Nebraska Scholar-Athlete Honor Roll (Spring 2020)

CAREER NOTES

- Broke former Oklahoma All-American Spencer Tillman's Edison High School career rushing record by more than 1,000 yards

SEASON HIGHLIGHTS

- Has played in seven games this season
- Made his Husker debut on special teams at Illinois
- Had his first career carries against Fordham, rushing nine times for 31 yards and two touchdowns
- Rushed eight times for 24 yards vs. Buffalo
- Carried three times for 15 yards at No. 20 Michigan State and a career-long 14-yard reception
- Had five carries for 26 yards and a 4-yard touchdown against Northwestern
- Gained 19 yards on four carries at Minnesota

GAME-BY-GAME

OPPONENT	ATT.	YDS	TD	LONG
at Illinois	0	0	0	-
Fordham	9	31	2	9
Buffalo	8	24	0	5
at Oklahoma	1	1	0	1
at Michigan St.	3	15	0	8
Northwestern	5	26	1	8
Michigan	-DNP-			
at Minnesota	4	19	0	5
Purdue				
Ohio St.				
at Wisconsin				
Iowa				

CAREER RUSHING STATS

YEAR	G/S	ATT.	NET	Y/A	Y/G	TD
2020		Did Not Play				
2021	7/0	30	116	3.9	19.3	3
TOTAL	7/0	30	116	3.9	19.3	3

RECEIVING: 3 rec., 13 yds, 0 TDs

CAREER HIGHS

Attempts	9 vs. Fordham (2021)
Yards	31 vs. Fordham (2021)
Touchdowns	2 vs. Fordham (2021)
Long Rush	9 vs. Fordham (2021)
Receptions	1 three times
Receiving Yards	14 at Michigan St. (2021)
Receiving Touchdowns	none
Long Reception	14 at Michigan St. (2021)



CADE MUELLER #94

6-0 | 220 | SO. | LS
GRETNA, NEB.

CAREER HONORS

- 2-Time Academic All-Big Ten
- 4-Time Nebraska Scholar-Athlete Honor Roll

SEASON HIGHLIGHTS

- Handled all of the long-snapping duties at Illinois
- Was Nebraska's long snapper on punts against Fordham, Buffalo, Oklahoma, Michigan State, Northwestern, Michigan and Minnesota

CAREER STATS

- Games: 15 (8 in 2020; 8 in 2021)



CAMERON PIEPER #91

6-3 | 260 | SO. | LS
LINCOLN, NEB.

CAREER HONORS

- 2-Time Big Ten Distinguished Scholar
- 2-Time Academic All-Big Ten
- 6-Time Nebraska Scholar-Athlete Honor Roll
- 2-Time Brook Berringer Citizenship Team
- 2-Time Tom Osborne Citizenship Team

SEASON HIGHLIGHTS

- Handled the snapping duties on the field goal and PAT units against Fordham, Buffalo, Oklahoma, Michigan State, Northwestern, Michigan and Minnesota

CAREER STATS

- Games: 15 (8 in 2020; 7 in 2021)



GARRETT NELSON #44

6-3 | 245 | SO. | OLB
SCOTTSBLUFF, NEB.

CAREER HONORS

- Academic All-Big Ten (2020)
- 3-Time Nebraska Scholar-Athlete Honor Roll

PERSONAL NOTES

- His father Chris was a two-time All-American wrestler at Nebraska

SEASON HIGHLIGHTS

- Ranks 5th the Big Ten with 8.0 tackles for loss
- Has started every game, stretching his streak to 16 consecutive starts
- Made six tackles and set a career high with 2.5 tackles for loss at Illinois
- Had two tackles vs. Fordham but saw his streak of four consecutive games with a TFL end
- Two of his three tackles vs. Buffalo went for a loss
- Had six tackles and a hurry at No. 3 Oklahoma
- Had six tackles, 2.0 TFLs, 1.0 sack and his first career pass breakup at No. 20 Michigan State
- Had a 12-yard sack vs. Northwestern
- Made six tackles against No. 9 Michigan
- Tied for the team lead with eight tackles and added 1.0 TFL at Minnesota

GAME-BY-GAME

OPPONENT	UT-AT-TT	TFL-YD	SACK-YD
at Illinois	3-3-6	2.5-9	0.5-3
Fordham	0-2-2	0.0-0	0.0-0
Buffalo	2-1-3	2.0-4	0.0-0
at Oklahoma	2-4-6	0.5-1	0.0-0
at Michigan St.	4-2-6	2.0-9	1.0-3
Northwestern	2-0-2	1.0-12	1.0-12
Michigan	2-4-6	0.0-0	0.0-0
at Minnesota	4-4-8	1.0-2	0.0-0
Purdue			
Ohio St.			
at Wisconsin			
Iowa			

CAREER TACKLE STATS


YEAR	G/S	UT	AT	TT	TFL-YD	SCK-YD
2019	11/0	4	11	15	2-5	0.0-0
2020	8/8	16	14	30	4.0-16	1.5-10
2021	8/8	19	20	39	9.0-37	2.5-18
TOTAL	27/16	39	45	84	15.0-58	4.0-28

CAREER MISCELLANEOUS STATS

YEAR	FF	FR	PBU	INT	QBH	BLK
2019	0	0	0	0	0	0
2020	0	0	0	0	1	0
2021	0	0	1	0	2	0
TOTAL	0	0	1	0	3	0

CAREER HIGHS

Tackles	9 vs. Penn St. (2020)
TFLs	2.5 at Illinois (2021)
Sacks	1.5 at Purdue (2020)
Breakups	1 at Michigan St. (2021)



QUINTON NEWSOME #6

6-1 | 185 | SO. | CB
SUWANEE, GA.

CAREER HONORS

- 2-Time Nebraska Scholar-Athlete Honor Roll
- Brook Berringer Citizenship Team (2020)
- Tom Osborne Citizenship Team (2020)

SEASON HIGHLIGHTS

- Has started every game this season
- Made his second career start and finished with five tackles at Illinois
- Tied for the team-high with five tackles against Fordham, including his first career tackle for loss with a four-yard sack
- Made three stops against Buffalo
- Had a career-high seven tackles at No. 3 Oklahoma with his first career pass breakup and second career TFL
- Recorded three tackles at No. 20 Michigan State
- Had five solo tackles against Northwestern
- Matched his career high with seven tackles against No. 9 Michigan and broke up a pass
- Had five tackles at Minnesota

GAME-BY-GAME

OPPONENT	UT-AT-TT	TFL-YD	PBU	INT
at Illinois	3-2-5	0.0-0	0	0
Fordham	3-2-5	1.0-4	0	0
Buffalo	1-2-3	0.0-0	0	0
at Oklahoma	6-1-7	1.0-2	1	0
at Michigan St.	2-1-3	0.0-0	0	0
Northwestern	5-0-5	0.0-0	0	0
Michigan	5-2-7	0.0-0	1	0
at Minnesota	3-2-5	0.0-0	0	0
Purdue				
Ohio St.				
at Wisconsin				
Iowa				

CAREER TACKLE STATS

YEAR	G/S	UT	AT	TT	TFL-YD	SCK-YD
2019	10/0	0	0	0	0-0	0.0-0
2020	8/1	9	2	11	0.0-0	0.0-0
2021	8/8	28	12	40	2.0-6	1.0-4
TOTAL	26/9	37	14	51	2.0-6	1.0-4

CAREER MISCELLANEOUS STATS

YEAR	FF	FR	PBU	INT	QBH	BLK
2019	0	0	0	0	0	0
2020	1	0	0	0	0	0
2021	0	0	2	0	0	0
TOTAL	1	0	2	0	0	0

CAREER HIGHS

Tackles	7 twice
TFLs	1.0 twice
Sacks	1.0 twice
Breakups	1 at Oklahoma



NOURE NOUILI #63

6-4 | 315 | SO. | OL
FRANKFURT, GA.

CAREER HONORS

- 3-Time Nebraska Scholar-Athlete Honor Roll

PERSONAL NOTES

- Originally from Frankfurt, Germany, he was an exchange student at Norris High School, 24 miles from Memorial Stadium
- In his one season at Norris High School, he lived with the Hausmann family, including Ashton Hausmann who is a freshman defensive back with the Huskers

CAREER NOTES

- Began his career at Colorado State, spending one season with the Rams in 2019
- Played in eight games with seven starts at guard as a true freshman at CSU in 2019
- Walked on to Nebraska prior to the 2020 season

SEASON HIGHLIGHTS

- Has played in every game and started the last three games at left guard
- Earned his first start as a Husker against Northwestern, when Nebraska ran for 427 yards and had 657 yards of offense

CAREER STATS

- **Games:** 16 (8 in 2019*; 8 in 2021)
- **Starts:** 10 (7 in 2019*; 3 in 2021)

*at Colorado State



PHELDARIUS PAYNE #0

6-3 | 260 | JR. | OLB
SUFFOLK, VA.

SEASON HIGHLIGHTS

- Has played in every game
- Set career highs with 2.0 sacks and 2.0 TFLs at Illinois while finishing with five tackles, one shy of his career high
- Had one tackle each against Fordham and Buffalo
- Made one tackle at No. 20 Michigan State
- Finished with four tackles vs. Northwestern
- Recorded two tackles against No. 9 Michigan

GAME-BY-GAME

OPPONENT	UT-AT-TT	TFL-YD	SACK-YD
at Illinois	2-3-5	2.0-11	2.0-11
Fordham	0-1-1	0.0-0	0.0-0
Buffalo	0-1-1	0.0-0	0.0-0
at Oklahoma	0-0-0	0.0-0	0.0-0
at Michigan St.	0-1-1	0.0-0	0.0-0
Northwestern	2-2-4	0.0-0	0.0-0
Michigan	0-2-2	0.0-0	0.0-0
at Minnesota	0-0-0	0.0-0	0.0-0
Purdue			
Ohio St.			
at Wisconsin			
Iowa			

CAREER TACKLE STATS

YEAR	G/S	UT	AT	TT	TFL-YD	SCK-YD
2020	8/0	8	13	21	2.0-7	1.0-6
2021	8/0	4	10	14	2.0-11	2.0-11
TOTAL	16/0	12	23	35	4.0-18	3.0-17

CAREER MISCELLANEOUS STATS

YEAR	FF	FR	PBU	INT	QBH	BLK
2020	0	0	2	0	2	0
2021	0	0	0	0	0	0
TOTAL	0	0	2	0	2	0

CAREER HIGHS

Tackles	6 vs. Penn St. (2020)
TFLs	2.0 at Illinois (2021)
Sacks	2.0 at Illinois (2021)
Breakups	1 twice



WILLIAM PRZYSTUP #90

6-4 | 250 | SO. I P
OVIEDO, FLA.

CAREER NOTES

- Began his career at Michigan State, playing in four games while redshirting in 2018

SEASON HIGHLIGHTS

- Has been Nebraska's holder in every game this season and starting punter in the last three contests
- Was the starting punter at No. 3 Oklahoma, averaging a career-high 50.0 yards on his two punts
- Also started at punter at No. 20 Michigan State
- Unleashed a career-long 84-yard punt in his only attempt against Northwestern
- The 84-yard punt tied for the second-longest in Nebraska history and was the longest since a Sam Koch 84-yarder in 2005
- Averaged 47.5 yards on four punts vs. No. 9 Michigan, including two 50-yard punts and two punts downed inside the 20-yard line
- Averaged 48.2 yards per punt at Minnesota, including a 54-yard punt

PUNTING GAME-BY-GAME

OPPONENT	NO.	AVG	I20	LONG
at Illinois	0	0	0	-
Fordham	0	0	0	-
Buffalo	0	0	0	-
at Oklahoma	2	50.0	0	52
at Michigan St.	4	29.0	0	41
Northwestern	1	84.0	1	84
Michigan	4	47.5	2	55
at Minnesota	4	48.2	0	54
Purdue				
Ohio St.				
at Wisconsin				
Iowa				

CAREER PUNTING STATS

YEAR	NO.	AVG	LG	TB	I20	50+	BLK
2018*^	27	40.6	55	3	9	5	0
2019	0	0.0	-	0	0	0	0
2020	24	41.3	56	1	7	5	0
2021	15	45.5	84	2	3	5	0
TOTAL	66	42.0	84	6	19	15	0

*at Michigan State


^redshirt season

KICKOFFS: 34 att., 11 touchbacks

CAREER PUNTING HIGHS

Punts	8 vs. Rutgers (2018)*
Average	50.0 at Oklahoma (2021)^
Inside 20	5 vs. Rutgers (2018)*
50-Yard Punts	2 three times
Long Punt	84 vs. Northwestern (2021)

*at Michigan State; ^minimum 2 punts



LUKE REIMER #28

6-1 | 225 | SO. I ILB
LINCOLN, NEB.

CAREER HONORS

- **Big Ten Defensive Player of the Week** (9/13/21)
- **Academic All-Big Ten** (2020)
- **Nebraska Scholar-Athlete Honor Roll** (Spring 2020)

CAREER NOTES

- Joined Nebraska as a walk-on and earned his way into the linebacker rotation in 2019 as a true freshman
- Was placed on scholarship prior to the 2020 season

SEASON HIGHLIGHTS

- Ranks 3rd in the Big Ten with a career-high 67 tackles
- Totaled eight tackles at Illinois with a half TFL and a forced fumble that led to a takeaway
- Had four solo stops and a hurry against Fordham
- Recorded a career-high 16 tackles against Buffalo, the most by a Husker since 2015
- Also recorded the first interception and first pass breakup of his career en route to being named the Big Ten Defensive Player of the Week
- Totaled seven tackles and a half TFL at Oklahoma
- Posted 11 tackles at No. 20 Michigan State with 1.5 TFLs and 0.5 sacks
- Made five tackles with a breakup vs. Northwestern
- Had 12 tackles - including a seven-yard TFL - and a pass breakup against No. 9 Michigan
- Was his third career game with double-figure tackles
- Recorded four tackles at Minnesota

GAME-BY-GAME

OPPONENT	UT-AT-TT	TFL-YD	SACK-YD
at Illinois	3-5-8	0.5-0	0.0-0
Fordham	4-0-4	0.0-0	0.0-0
Buffalo	7-9-16	0.0-0	0.0-0
at Oklahoma	3-4-7	0.5-1	0.0-0
at Michigan St.	6-5-11	1.5-7	0.5-4
Northwestern	1-4-5	0.0-0	0.0-0
Michigan	6-6-12	1.0-7	0.0-0
at Minnesota	3-1-4	0.0-0	0.0-0
Purdue			
Ohio St.			
at Wisconsin			
Iowa			

CAREER TACKLE STATS

YEAR	G/S	UT	AT	TT	TFL-YD	SCK-YD
2019	10/0	7	4	11	1-4	0.0-0
2020	6/5	29	11	40	5.0-18	2.0-12
2021	8/8	33	34	67	3.5-15	0.5-4
TOTAL	24/13	69	49	118	9.5-37	2.5-16

CAREER MISCELLANEOUS STATS

YEAR	FF	FR	PBU	INT	QBH	BLK
2019	0	1	0	0	0	0
2020	1	0	0	0	0	0
2021	1	0	3	1	2	0
TOTAL	2	1	3	1	2	0

CAREER HIGHS

Tackles	16 vs. Buffalo (2021)
TFLs	1.5 twice
Sacks	1.0 twice
Breakups	1 three times
Interceptions	1 vs. Buffalo (2021)



TY ROBINSON #99

6-6 | 305 | R-FR. | DL
GILBERT, ARIZ.

CAREER HONORS

- Nebraska Scholar-Athlete Honor Roll (Fall 2020)

SEASON HIGHLIGHTS

- Has played in every game with two starts
- Totaled career highs in tackles (20), TFLs (3.0) and sacks (1.0)
- Tied his career high with four tackles at Illinois
- Made two tackles against Fordham
- Had three tackles against Buffalo, including one tackle for loss
- Made three more tackles at No. 3 Oklahoma
- Totaled two tackles, including a one-yard tackle for loss, at No. 20 Michigan State
- Tied his career high with four tackles against No. 9 Michigan and recorded his first career sack, pass breakup and quarterback hurry
- His sack was only the second sack allowed by Michigan in the Wolverines' first six games
- Started and made two solo tackles at Minnesota

GAME-BY-GAME

OPPONENT	UT-AT-TT	TFL-YD	SACK-YD
at Illinois	1-3-4	0.0-0	0.0-0
Fordham	0-2-2	0.0-0	0.0-0
Buffalo	2-1-3	1.0-2	0.0-0
at Oklahoma	2-1-3	0.0-0	0.0-0
at Michigan St.	1-1-2	1.0-1	0.0-0
Northwestern	0-0-0	0.0-0	0.0-0
Michigan	1-3-4	1.0-13	1.0-13
at Minnesota	2-0-2	0.0-0	0.0-0
Purdue			
Ohio St.			
at Wisconsin			
Iowa			

CAREER TACKLE STATS

YEAR	G/S	UT	AT	TT	TFL-YD	SCK-YD
2019	3/0	0	0	0	0-0	0.0-0
2020	8/7	5	12	17	2.0-3	0.0-0
2021	8/2	9	11	20	3.0-16	1.0-13
TOTAL	19/9	14	23	37	5.0-19	1.0-13

*redshirt season

CAREER MISCELLANEOUS STATS

YEAR	FF	FR	PBU	INT	QBH	BLK
2019	0	0	0	0	0	0
2020	0	0	0	0	2	0
2021	0	0	1	0	1	0
TOTAL	0	0	1	0	3	0

*redshirt season

CAREER HIGHS

Tackles	4 three times
TFLs	1.0 five times
Sacks	1 vs. Michigan (2021)
Breakups	1 vs. Michigan (2021)



MATT SICHTERMAN #70

6-4 | 310 | JR. | OL
CINCINNATI, OHIO

CAREER HONORS

- 3-Time Big Ten Distinguished Scholar
- 3-Time Academic All-Big Ten
- 8-Time Nebraska Scholar-Athlete Honor Roll
- 4-Time Brook Berringer Citizenship Team
- 4-Time Tom Osborne Citizenship Team

PERSONAL NOTES

- Earned his degree in software engineering in May of 2021
- One of three triplets along with his sister, Megan (swimmer at Tennessee) and brother Dan (former tight end at Iowa State)

SEASON HIGHLIGHTS

- Has started every game at right guard this year, including his first career start at Illinois
- Helped Nebraska both pass and rush for 300 yards against Fordham, marking only the third game in program history the Huskers have totaled 300 yards rushing and passing
- Helped the Huskers total 427 rushing yards and 657 total yards against Northwestern

CAREER STATS

- **Games:** 32 (4 in 2018; 12 in 2019; 8 in 2020; 8 in 2021)
- **Starts:** 8 (8 in 2021)



LOGAN SMOTHERS #8

6-2 | 195 | FR. | QB
MUSCLE SHOALS, ALA.

CAREER HONORS

- 3-Time Nebraska Scholar-Athlete Honor Roll

SEASON HIGHLIGHTS

- Has played in four games as Nebraska's No. 2 quarterback
- Saw action as Nebraska's No. 2 quarterback in wins over Fordham and Buffalo
- Completed 4-of-7 passes for 50 yards and rushed four times for 36 yards in his Husker debut against Fordham
- Completed a 54-yard pass and added a two-yard rush the next week vs. Buffalo
- Saw action for one series in the first quarter at No. 20 Michigan State after Adrian Martinez was evaluated for an injury
- Rushed three times for 11 yards and completed 1-of-2 passes for four yards
- Completed an 11-yard pass in his only attempt against Northwestern and also rushed four times for 20 yards

CAREER PASSING STATS

YEAR	G/S	CMP-ATT	PCT	YDS	TD	INT
2020		Did Not Play				
2021	4/0	7-11	63.6	119	0	0
TOTAL	4/0	7-11	63.6	119	0	0

Total Offense: 23 att., 188 yds, 0 TDs

CAREER RUSHING STATS

YEAR	G/S	ATT.	NET	Y/A	Y/G	TD
2020		Did Not Play				
2021	4/0	12	69	5.8	17.3	0
TOTAL	4/0	12	69	5.8	17.3	0

CAREER PASSING HIGHS

Attempts	7 vs. Fordham (2021)
Completions	4 vs. Fordham (2021)
Yards	54 vs. Buffalo (2021)
Touchdowns	none
Long Pass	54 vs. Buffalo (2021)

CAREER RUSHING HIGHS

Attempts	4 twice
Yards	36 vs. Fordham (2021)
Touchdowns	none
Long Rush	15 vs. Fordham (2021)

CAREER TOTAL OFFENSE HIGHS

Attempts	11 vs. Fordham (2021)
Yards	86 vs. Fordham (2021)
Total Touchdowns	none



MARKESE STEPP #30

6-1 | 230 | SO. I RB
INDIANAPOLIS, IND.

CAREER NOTES

- Spent his first three seasons at USC (2018-20)
- Carried 100 times for 505 yards and six touchdowns with the Trojans

SEASON HIGHLIGHTS

- Had three carries for 10 yards at Illinois and caught a career-long 30-yard pass
- Produced his first career 100-yard rushing effort with 18 carries for 101 yards vs. Fordham
- Earned his first career start against Buffalo
- Had five carries for 29 yards vs. Northwestern

GAME-BY-GAME

OPPONENT	ATT.	YDS	TD	LONG
at Illinois	3	10	1	7
Fordham	18	101	0	19
Buffalo	9	17	0	7
at Oklahoma	-DNP-			
at Michigan St.	1	2	0	2
Northwestern	5	29	0	9
Michigan	-DNP-			
at Minnesota	-DNP-			
Purdue				
Ohio St.				
at Wisconsin				
Iowa				

CAREER RUSHING STATS

YEAR	G/S	ATT.	NET	Y/A	Y/G	TD
2018*^	4/0	7	33	4.7	8.3	0
2019*	6/0	48	307	6.4	51.2	3
2020*	5/0	45	165	3.7	33.0	3
2021	5/1	36	159	4.4	31.8	1
TOTAL	20/1	136	664	4.9	33.2	7

*USC; ^redshirt

RECEIVING: 6 rec., 64 yds, 0 TDs

CAREER HIGHS

Attempts	18 vs. Fordham (2021)
Yards	101 vs. Fordham (2021)
Touchdowns	1 seven times
Long Rush	35 at Washington (2019)*
Receptions	2 vs. Arizona St. (2020)*
Receiving Yards	30 at Illinois (2021)
Receiving Touchdowns	none
Long Reception	30 at Illinois (2021)

*USC



BEN STILLE #95

6-5 | 290 | SR. I DL
ASHLAND, NEB.

CAREER HONORS

- Senior Bowl Watch List (2021)
- Senior CLASS Award Candidate (2021)
- Campbell Trophy Semifinalist (2020 & 2021)
- 2-Time Wuerffel Trophy Watch List
- 2-Time AFCA Good Works Team Nominee
- Honorable-Mention All-Big Ten (2020)
- Big Ten Sportsmanship Award (2019)
- BTN All-Freshman Team (2017)
- Big Ten Freshman of the Week (2017 vs. Illinois)
- 2-Time Academic All-District VII
- Big Ten Distinguished Scholar (2020)
- 4-Time Academic All-Big Ten
- 8-Time Nebraska Scholar-Athlete Honor Roll
- Sam Foltz Hero 27 Leadership Award (2019)
- 5-Time Brook Berringer Citizenship Team
- 5-Time Tom Osborne Citizenship Team

PERSONAL NOTES

- Earned his bachelor's degree in nutrition and health sciences in 2019
- Earned his master's degree in nutrition and health sciences in May of 2021

CAREER NOTES

- First Husker freshman to lead NU in TFLs (10 in 2017) since the stat began being tracked in 1968
- First Husker freshman to lead NU in sacks (3.5 in 2017) since the stat became official in 1981
- 1 of 17 four-time academic all-conference honorees in program history

SEASON HIGHLIGHTS

- Has started every game this season, extending his streak to 16 consecutive starts
- Had four tackles at Illinois
- Had a two-yard tackle for loss vs. Fordham
- Finished with four tackles and a half TFL against Buffalo while adding three quarterback hurries
- Tied his career high with five tackles at No. 3 Oklahoma, including a tackle for loss
- Made two tackles at No. 20 Michigan State
- Had three stops and a pass breakup against Northwestern
- Recorded two tackles and had a pass breakup vs. No. 9 Michigan
- Made four tackles at Minnesota

GAME-BY-GAME

OPPONENT	UT-AT-TT	TFL-YD	SACK-YD
at Illinois	2-2-4	0.0-0	0.0-0
Fordham	1-0-1	1.0-2	0.0-0
Buffalo	1-3-4	0.5-1	0.0-0
at Oklahoma	1-4-5	1.0-1	0.0-0
at Michigan St.	1-1-2	0.0-0	0.0-0
Northwestern	0-3-3	0.0-0	0.0-0
Michigan	1-1-2	0.0-0	0.0-0
at Minnesota	3-1-4	0.0-0	0.0-0
Purdue			
Ohio St.			
at Wisconsin			
Iowa			

CAREER TACKLE STATS

YEAR	G/S	UT	AT	TT	TFL-YD	SCK-YD
2016					Redshirt	
2017	9/1	12	12	24	10-38	3.5-27
2018	12/11	10	15	25	5-28	5.0-28
2019	12/2	13	18	31	8-38	3.0-20
2020	8/8	12	15	27	3.0-13	1.5-11
2021	8/8	10	15	25	2.5-4	0.0-0
TOTAL	49/30	57	75	132	28.5-121	13.0-86

CAREER MISCELLANEOUS STATS

YEAR	FF	FR	PBU	INT	QBH	BLK
2016						Redshirt
2017	1	0	1	0	1	0
2018	0	0	2	0	6	0
2019	0	0	1	0	5	0
2020	0	0	0	0	3	0
2021	0	0	2	0	3	0
TOTAL	1	0	6	0	18	0

CAREER HIGHS

Tackles	5 four times
TFLs	3.0 at Illinois (2017)
Sacks	1.5 at Purdue (2020)
Breakups	2 vs. Bethune-Cookman (2018)



CALEB TANNOR

#2

6-3 | 225 | JR. | OLB
STONE RIDGE, GA.

CAREER HONORS

- Nebraska Scholar-Athlete Honor Roll (Spring 2019)
- Brook Berringer Citizenship Team (2019)
- Tom Osborne Citizenship Team (2019)

SEASON HIGHLIGHTS

- Has started every game this season
- Had a TFL and three total tackles at Illinois
- Totaled four tackles against Buffalo
- Added four more tackles at No. 3 Oklahoma
- Made four stops again at No. 20 Michigan State, including a two-yard tackle for loss
- Had two tackles - including a seven-yard sack - with a forced fumble against Northwestern
- Made one tackle and had a career-high two quarterback hurries against No. 9 Michigan
- Had two tackles at Minnesota

GAME-BY-GAME

OPPONENT	UT-AT-TT	TFL-YD	SACK-YD
at Illinois	2-1-3	1.0-2	0.0-0
Fordham	1-0-1	0.0-0	0.0-0
Buffalo	2-2-4	0.0-0	0.0-0
at Oklahoma	1-3-4	0.0-0	0.0-0
at Michigan St.	2-2-4	1.0-2	0.0-0
Northwestern	1-1-2	1.0-7	1.0-7
Michigan	0-1-1	0.0-0	0.0-0
at Minnesota	0-2-2	0.0-0	0.0-0
Purdue			
Ohio St.			
at Wisconsin			
Iowa			

CAREER TACKLE STATS

YEAR	G/S	UT	AT	TT	TFL-YD	SCK-YD
2018	12/0	6	4	10	1-7	1.0-7
2019	12/5	9	8	17	4-15	2.5-14
2020	8/5	10	13	23	2.5-19	2.0-18
2021	8/8	9	12	21	3.0-11	1.0-7
TOTAL	40/18	34	37	71	10.5-52	6.5-46

CAREER MISCELLANEOUS STATS

YEAR	FF	FR	PBU	INT	QBH	BLK
2018	0	0	0	0	0	0
2019	0	0	1	0	0	0
2020	1	0	0	0	2	0
2021	1	0	1	0	2	0
TOTAL	2	0	2	0	4	0

CAREER HIGHS

Tackles	5 twice
TFLs	2.0 vs. Northwestern (2019)
Sacks	1.0 five times
Breakups	1 twice



CAM TAYLOR-BRITT

#5

6-0 | 197 | JR. | CB
MONTGOMERY, ALA.

CAREER HONORS

- Team Captain (2021)
- Senior Bowl Watch List (2021)
- Second-Team All-Big Ten (2020)
- Honorable-Mention All-Big Ten (2019)
- Nebraska Boyd Epley Lifter of the Year (2019)
- 3-Time Nebraska Scholar-Athlete Honor Roll
- Brook Berringer Citizenship Team (2019)
- Tom Osborne Citizenship Team (2019)

CAREER NOTES

- Ranked 3rd nationally with four forced fumbles in 2019, the most by any Husker since 1999

SEASON HIGHLIGHTS

- Made two tackles at Illinois while helping limit the Illini to 159 passing yards
- Made two more tackles as Nebraska held Fordham to 163 passing yards
- Had three tackles and a breakup vs. Buffalo
- Matched that line with three more tackles and another breakup at No. 3 Oklahoma
- Had three tackles and a breakup vs. Buffalo
- Helped the Huskers hold Spencer Rattler to the lowest quarterback rating in any of his first 14 career starts
- Had a pass breakup for the third consecutive game at No. 20 Michigan State and had two stops to surpass 100 career tackles
- Also blocked a field goal at Michigan State
- Made three tackles with a two-yard tackle for loss against Northwestern
- Filled up the stat sheet with a career-high 11 tackles and a career-high three pass breakups against No. 9 Michigan
- Recorded seven tackles at Minnesota, including a career-high-tying 2.0 TFLs and 1.0 sack
- Also intercepted a pass in the end zone against the Gophers

GAME-BY-GAME

OPPONENT	UT-AT-TT	TFL-YD	PBU	INT
at Illinois	2-0-2	0.0-0	0	0
Fordham	2-0-2	0.0-0	0	0
Buffalo	2-1-3	0.0-0	1	0
at Oklahoma	2-1-3	0.0-0	1	0
at Michigan St.	2-0-2	0.0-0	1	0
Northwestern	2-1-3	1.0-2	0	0
Michigan	3-8-11	0.0-0	3	0
at Minnesota	6-1-7	2.0-16	0	1
Purdue				
Ohio St.				
at Wisconsin				
Iowa				

CAREER TACKLE STATS

YEAR	G/S	UT	AT	TT	TFL-YD	SCK-YD
2018	11/0	9	3	12	0-0	0.0-0
2019	11/9	29	20	49	4-20	1.5-15
2020	8/7	23	5	28	3.0-6	0.0-0
2021	8/8	21	12	33	3.0-18	1.0-12
TOTAL	38/24	82	40	122	10.0-44	2.5-27


CAREER MISCELLANEOUS STATS

YEAR	FF	FR	PBU	INT	QBH	BLK
2018	0	1	3	0	0	0
2019	4	1	3	3	0	0
2020	0	0	4	2	0	0
2021	0	0	3	1	0	0
TOTAL	4	2	13	6	0	0

PUNT RETURNS: 9 att., 81 yards, 0 TDs

CAREER HIGHS

Tackles	11 vs. Michigan (2021)
TFLs	2.0 twice
Sacks	1.0 twice
Breakups	3 vs. Michigan (2021)
Interceptions	1 six times
Interception Returns for TD	1 vs. Iowa (2019)
Blocked Field Goal	1 at Michigan St. (2021)



DEONTRE THOMAS #97

6-3 | 295 | JR. | DL
MUSTANG, OKLA.

CAREER HONORS

- 2-Time Nebraska Scholar-Athlete Honor Roll

PERSONAL NOTES

- Earned his degree in criminology and criminal justice in August of 2021

SEASON HIGHLIGHTS

- Made three stops at Illinois, including a half sack for his first career sack
- Made three more tackles against Buffalo
- Also lined up at fullback on the goal line
- Had four tackles in his return to his home state at No. 3 Oklahoma
- Had two tackles, including an eight-yard sack, at No. 20 Michigan State
- Made three tackles and recovered the first fumble of his career against Northwestern
- Had three tackles against No. 9 Michigan

GAME-BY-GAME

OPPONENT	UT-AT-TT	TFL-YD	SACK-YD
at Illinois	1-2-3	0.5-3	0.5-3
Fordham	0-0-0	0.0-0	0.0-0
Buffalo	1-2-3	0.0-0	0.0-0
at Oklahoma	3-1-4	0.0-0	0.0-0
at Michigan St.	1-1-2	1.0-8	1.0-8
Northwestern	0-3-3	0.0-0	0.0-0
Michigan	1-2-3	0.0-0	0.0-0
at Minnesota	0-0-0	0.0-0	0.0-0
Purdue			
Ohio St.			
at Wisconsin			
Iowa			

CAREER TACKLE STATS

YEAR	G/S	UT	AT	TT	TFL-YD	SCK-YD
2017	10/0	4	10	14	0-0	0.0-0
2018*	4/0	4	0	4	1-1	0.0-0
2019	12/0	8	11	19	2-3	0.0-0
2020	2/0	0	0	0	0.0-0	0.0-0
2021	8/0	7	11	18	1.5-11	1.5-11
TOTAL	36/0	23	32	55	4.5-15	1.5-11

*redshirt season

CAREER MISCELLANEOUS STATS

YEAR	FF	FR	PBU	INT	QBH	BLK
2017	0	0	0	0	0	0
2018*	0	0	0	0	0	0
2019	0	0	1	0	0	0
2020	0	0	0	0	0	0
2021	0	1	0	0	1	0
TOTAL	0	1	1	0	1	0

*redshirt season

CAREER HIGHS

Tackles	5 vs. Northern Illinois (2019)
TFLs	1 four times
Sacks	1.0 at Michigan St. (2021)
Breakups	1 vs. Northern Illinois (2019)



SAMORI TOURE #3

6-3 | 190 | SR. | WR
PORTLAND, ORE.

CAREER HONORS

- Senior Bowl Watch List (2021)
- FCS Third-Team All-American (2019 at Mont.)
- First-Team All-Big Ten Sky (2019 at Mont.)
- Nebraska Scholar-Athlete Honor Roll (Spring 2021)

FCS RECORDS

- Receiving Yards (Playoffs): 303 vs. SE La. (2019)

CAREER NOTES

- Grad transfer from Montana (2016-19)
- Played in 36 games with 25 starts for the Griz
- Caught 155 career passes at Montana for 2,488 yards & 20 touchdowns
- Set an FBS Playoff record with 303 receiving yards against Southeastern Louisiana
- Ranks 2nd among all active FBS players with 3,009 career receiving yards (active FBS rankings include a player's stats from FCS teams)

SEASON HIGHLIGHTS

- Ranks 2nd nationally with three 60-yard catches and is 6th in 50-yard catches (3)
- Ranks 18th nationally in yards per reception (19.3)
- Ranks 9th in school history with three 100-yard receiving games in a season
- Had three catches for 37 yards and two carries for nine yards in his Husker debut at Illinois
- Had his first 100-yard receiving game at NU with eight catches for 133 yards against Fordham
- Added three carries for 35 yards with his first career rushing touchdown vs. Fordham
- Caught two passes for 136 yards vs. Buffalo - both 68-yard touchdown receptions - to post his 10th career 100-yard receiving game
- Had three catches for 27 yards at No. 3 Oklahoma
- Caught five passes for 42 yards at No. 20 Michigan State and had a four-yard carry
- Made two catches for 108 yards against Northwestern, including a 70-yard grab and a 38-yard touchdown
- Had three catches for 37 yards against No. 9 Michigan to surpass 3,000 career receiving yards
- Added a 16-yard carry against the Wolverines

GAME-BY-GAME

OPPONENT	REC.	YDS	TD	LONG
at Illinois	3	37	0	16
Fordham	8	133	0	31
Buffalo	2	136	2	68
at Oklahoma	3	27	0	11
at Michigan St.	5	42	0	11
Northwestern	2	108	1	70
Michigan	3	37	0	25
at Minnesota	1	1	0	1
Purdue				
Ohio St.				
at Wisconsin				
Iowa				

CAREER RECEIVING STATS

YEAR	G/S	REC.	YDS	Y/R	Y/G	TD
2016*						Redshirt
2017*	11/1	31	553	17.8	50.3	5
2018*	11/10	37	440	11.9	40.0	2
2019*	14/14	87 [^]	1,495 [^]	17.2	106.8	13
2020*						Did Not Play
2021	8/6	27	521	19.3	65.1	3
TOTAL	44/31	182	3,009	16.5	68.4	23

*at FCS Montana; [^]Montana record

RUSHING: 13 att., 78 yds, 1 TD

CAREER HIGHS

Receptions	12 vs. Southeastern La. (2019)*
Receiving Yds	303 vs. Southeastern La. (2019)* [^]
Receiving Touchdowns	3 three times*
Long Reception	81 at Weber St. (2017)*
Touchdown Pass	1 vs. Illinois St. (2017)*

*at FCS Montana; [^]Montana record



TRAVIS VOKOLEK

6-6 | 260 | JR. | TE
SPRINGFIELD, MO.

CAREER HONORS

- Senior Bowl Watch List (2021)
- Nebraska Offensive Scout Team MVP (2019)
- Academic All-Big Ten (2020)
- 4-Time Nebraska Scholar-Athlete Honor Roll

PERSONAL NOTES

- His father, D.J., is the assistant head football coach at Northern Iowa
- His uncle is Terry Allen, who was the head coach of Northern Iowa (1989-96), Kansas (1997-2001) and Missouri State (2006-14)

CAREER NOTES

- Spent two seasons at Rutgers (2017-18)
- Played in 19 games and caught 17 passes for 198 yards with two touchdowns at Rutgers

SEASON HIGHLIGHTS

- Missed the first three games of the season due to injury
- Started his season debut at No. 3 Oklahoma and caught a career-long 38-yard pass
- Caught an 18-yard pass and an 11-yard pass at No. 20 Michigan State
- Had a five-yard catch vs. Northwestern
- Made a two-yard reception at Minnesota

GAME-BY-GAME

OPPONENT	REC.	YDS	TD	LONG
at Illinois	-DNP (injured)-			
Fordham	-DNP (injured)-			
Buffalo	-DNP (injured)-			
at Oklahoma	1	38	0	38
at Michigan St.	2	29	0	18
Northwestern	1	5	0	5
Michigan	0	0	0	-
at Minnesota	1	2	0	2
Purdue				
Ohio St.				
at Wisconsin				
Iowa				

CAREER RECEIVING STATS


YEAR	G/S	REC.	YDS	Y/R	Y/G	TD
2017*	7/2	1	14	14.0	2.0	0
2018*	12/7	16	184	11.5	15.3	2
2019						Transfer (Redshirt)
2020	8/4	9	91	10.1	11.4	0
2021	5/1	5	74	14.8	14.8	0
TOTAL	32/14	31	363	11.7	11.3	2

*at Rutgers

CAREER HIGHS

Receptions	5 vs. Illinois (2018)*
Receiving Yards	69 at Michigan St. (2018)*
Receiving Touchdowns	1 twice (both in 2018)*
Long Reception	38 at Oklahoma (2021)

*at Rutgers



DEONTAI WILLIAMS

#8

6-1 | 205 | SR. | S
JACKSONVILLE, FLA.

CAREER HONORS

- Senior Bowl Watch List (2021)
- Honorable-Mention All-Big Ten (2020)
- Nebraska Scholar-Athlete Honor Roll (Fall 2018)

PERSONAL NOTES

- Earned his degree in December of 2019
- His father, Roosevelt, was a 3rd-round NFL Draft pick in 2002 and played two seasons in the NFL

CAREER NOTES

- Has missed nearly two full seasons due to injury, playing in only the season opener at Jones County CC in 2016 and at Nebraska in 2019

SEASON HIGHLIGHTS

- Leads the Big Ten and ranks 2nd nationally with four interceptions
- Totaled six tackles, including a TFL, in the season opener at Illinois
- Had four tackles and a career-high two interceptions against Fordham
- Made four stops against Buffalo and tied his career high with two pass breakups
- Had nine tackles at No. 3 Oklahoma
- Had five tackles - including a TFL - at No. 20 Michigan State to surpass 100 career tackles
- Had three tackles against Northwestern
- Had eight tackles and intercepted a pass against No. 9 Michigan
- Totaled seven tackles, a pass breakup and an interception at Minnesota before leaving the game with an injury suffered on his interception

GAME-BY-GAME

OPPONENT	UT-AT-TT	TFL-YD	PBU	INT
at Illinois	3-3-6	1.0-1	0	0
Fordham	2-2-4	0.0-0	0	2
Buffalo	2-2-4	0.0-0	2	0
at Oklahoma	5-4-9	0.0-0	0	0
at Michigan St.	3-2-5	1.0-1	0	0
Northwestern	2-1-3	0.0-0	0	0
Michigan	1-7-8	0.0-0	0	1
at Minnesota	5-2-7	0.0-0	1	1
Purdue				
Ohio St.				
at Wisconsin				
Iowa				

CAREER TACKLE STATS

YEAR	G/S	UT	AT	TT	TFL-YD	SCK-YD
2018	12/1	15	8	23	1-0	0.0-0
2019	1/1	2	0	2	0-0	0.0-0
2020	8/7	37	14	51	4.0-20	1.0-13
2021	8/8	23	23	46	2.0-2	0.0-0
TOTAL	29/17	77	45	122	7.0-22	1.0-13

CAREER MISCELLANEOUS STATS

YEAR	FF	FR	PBU	INT	QBH	BLK
2018	2	1	2	2	0	0
2019	0	0	0	0	0	0
2020	1	1	4	0	0	0
2021	0	0	3	4	0	0
TOTAL	3	2	9	6	0	0

CAREER HIGHS

Tackles	12 at Purdue (2020)
TFLs	1.0 five times
Sacks	1.0 vs. Penn St. (2020)
Breakups	2 twice
Interceptions	2 vs. Fordham (2021)
Fumble Return TDs	1 vs. Penn St. (2020)



JAQUEZ YANT

#0

6-2 | 245 | FR. | RB
TALLAHASSEE, FLA.

PERSONAL NOTES

- Joined Nebraska as a walk-on but was placed on scholarship for this season

SEASON HIGHLIGHTS

- Made his Husker debut with five carries for 25 yards against Fordham
- In his Big Ten debut - and first game against an FBS opponent - Yant carried 13 times for 127 yards against Northwestern
- Averaged 9.8 yards per carry against the Wildcats with a career-long 64-yard run
- Had four carries for 14 yards against No. 9 Michigan
- Gained 24 yards on six carries at Minnesota

GAME-BY-GAME

OPPONENT	ATT.	YDS	TD	LONG
at Illinois		-DNP-		
Fordham	5	25	0	8
Buffalo		-DNP-		
at Oklahoma		-DNP-		
at Michigan St.		-DNP-		
Northwestern	13	127	0	64
Michigan	4	14	0	8
at Minnesota	6	24	0	13
Purdue				
Ohio St.				
at Wisconsin				
Iowa				

CAREER RUSHING STATS

YEAR	G/S	ATT.	NET	Y/A	Y/G	TD
2020		Did Not Play				
2021	4/0	28	190	6.8	47.5	0
TOTAL	4/0	28	190	6.8	47.5	0

CAREER HIGHS

Rushing Attempts	13 vs. Northwestern (2021)
Rushing Yards	127 vs. Northwestern (2021)
Rushing Touchdowns	none
Long Rush	64 yards vs. Northwestern (2021)
Receptions	none
Receiving Yards	none
Receiving Touchdowns	none
Long Reception	none

2021 NEBRASKA SCHEDULE AND RESULTS



2021-22 Nebraska Football Overall Team Statistics All games

Team Statistics

	NEBR	OPP
Scoring	246	155
Points per game	30.8	19.4
Points Off Turnovers	43	16
First Downs	183	147
Rushing	83	64
Passing	89	73
Penalty	11	10
Rushing Yardage	1701	1119
Yards gained rushing	1895	1310
Yards lost rushing	194	191
Rushing attempts	349	285
Average per rush	4.9	3.9
Average per game	212.6	139.9
TDs Rushing	23	7
Passing Yardage	2131	1668
Comp-Att-Int	146-225-3	166-259-8
Average per pass	9.5	6.4
Average per catch	14.6	10.0
Average per game	266.4	208.5
TDs Passing	10	9
Total offense	3832	2787
Total plays	574	544
Average per play	6.7	5.1
Average per game	479.0	348.4
Kick returns: #-Yards	6-90	13-269
Punt returns: #-Yards	8-14	6-64
Int returns: #-Yards	8-53	3-62
Kick return average	15.0	20.7
Punt return average	1.8	10.7
Int return average	6.6	20.7
Fumbles-Lost	12-6	5-2
Penalties-Yards	44-354	42-390
Average per game	44.3	48.8
Punts-Yards	30-1226	42-1922
Average per punt	40.9	45.8
Net punt average	36.1	43.0
Kickoffs-Yards	49-3066	34-2152
Average per kick	62.6	63.3
Net kick average	40.2	40.8
Time of possession / game	31:36	30:17
3rd-down conversion	50/114	40/108
3rd-down pct	44%	37%
4rd-down conversion	10/18	3/11



**2021-22 Nebraska Football
Overall Team Statistics
All games**

Page 2/2
as of Oct 21, 2021

	NEBR	OPP
4rd-down pct	56%	27%
Sacks by-Yards	13-102	21-120
Misc Yards	0	0
Touchdowns scored	33	18
Field goals - attempts	6-12	8-16
On-Side kicks	0-0	0-0
Red-zone scores	(29-38) 76%	(18-20) 90%
Red-zone touchdowns	(24-38) 63%	(10-20) 50%
PAT-attempts	(29-33) 88%	(17-18) 94%
Attendance	346345	241491
Games / Avg per game	4/86586	4/60373
Neutral site games	-	0/0

Score by Periods

Team	1st	2nd	3rd	4th	OT	TOT
Nebraska	34	70	73	69	0	246
Opponents	23	61	32	36	3	155

Team Results

	Date	Opponent		Score	Overall	Conf	Time	Attend
*	08/28/2021	at Illinois	L	22-30	0-1	0-1	3:34	41064
	09/04/2021	Fordham	W	52-7	1-1	0-1	3:00	85938
	09/11/2021	Buffalo	W	28-3	2-1	0-1	3:46	85663
	09/18/2021	at Oklahoma	L	16-23	2-2	0-1	3:05	84659
*	09/25/2021	at Michigan St.	Lot1	20-23	2-3	0-2	3:42	70332
*	10/02/2021	Northwestern	W	56-7	3-3	1-2	3:05	87364
*	10/09/2021	Michigan	L	29-32	3-4	1-3	3:37	87380
*	10/16/2021	at Minnesota	L	23-30	3-5	1-4	3:27	45436



2021-22 Nebraska Football Individual Statistics All games

Rushing

Player	gp	att	gain	loss	net	avg	td	lg	avg/g
Adrian Martinez	8	96	581	148	433	4.5	10	75	54.1
Rahmir Johnson	8	83	391	10	381	4.6	4	29	47.6
Gabe Ervin Jr.	4	37	133	9	124	3.4	2	21	31.0
Markese Stepp	5	36	163	4	159	4.4	1	19	31.8
Sevion Morrison	7	30	116	0	116	3.9	3	9	16.6
Jaquez Yant	4	28	192	2	190	6.8	0	64	47.5
Logan Smothers	4	12	71	2	69	5.8	0	15	17.3
Samori Toure	8	7	64	0	64	9.1	1	21	8.0
Marvin Scott III	1	6	30	0	30	5.0	1	10	30.0
Zavier Betts	8	3	110	1	109	36.3	1	83	13.6
Omar Manning	7	2	1	1	0	0.0	0	1	0.0
Cooper Jewett	8	2	5	0	5	2.5	0	3	0.6
Matt Masker	2	1	13	0	13	13.0	0	13	6.5
Oliver Martin	4	1	0	0	0	0.0	0	0	0.0
Zach Weinmaster	8	1	4	0	4	4.0	0	4	0.5
Brody Belt	6	1	3	0	3	3.0	0	3	0.5
Levi Falck	8	1	18	0	18	18.0	0	12	2.3
Team	8	2	0	17	-17	-8.5	0	0	-2.1
Total	8	349	1895	194	1701	4.9	23	83	212.6
Opponents	8	285	1310	191	1119	3.9	7	56	139.9

Passing

Player	gp	effc	comp-att-int	pct	yds	td	lg	avg/g
Adrian Martinez	8	156.7	136-211-3	64.5	1995	10	70	249.4
Logan Smothers	4	154.5	7-11-0	63.6	119	0	54	29.8
Matt Masker	2	147.6	3-3-0	100.0	17	0	7	8.5
Total	8	156.4	146-225-3	64.9	2131	10	70	266.4
Opponents	8	123.5	166-259-8	64.1	1668	9	48	208.5

Receiving

Player	gp	no.	yds	avg	td	lg	avg/g
Samori Toure	8	27	521	19.3	3	70	65.1
Austin Allen	8	24	343	14.3	2	46	42.9
Omar Manning	7	17	230	13.5	1	32	32.9
Zavier Betts	8	15	222	14.8	0	55	27.8
Levi Falck	8	13	155	11.9	1	22	19.4
Rahmir Johnson	8	13	175	13.5	1	43	21.9
Oliver Martin	4	9	147	16.3	1	43	36.8
Travis Vokolek	5	5	74	14.8	0	38	14.8
Wyatt Liewer	8	4	24	6.0	0	7	3.0
Chancellor Brewington	7	3	20	6.7	1	12	2.9
Brody Belt	6	3	51	17.0	0	24	8.5
Chris Hickman	5	3	90	30.0	0	54	18.0
Sevion Morrison	7	3	13	4.3	0	14	1.9
Nate Boerkircher	3	2	14	7.0	0	7	4.7
Gabe Ervin Jr.	4	2	6	3.0	0	3	1.5
Markese Stepp	5	1	30	30.0	0	30	6.0
Alante Brown	6	1	11	11.0	0	11	1.8
Will Nixon	3	1	5	5.0	0	5	1.7
Total	8	146	2131	14.6	10	70	266.4
Opponents	8	165	1670	10.1	9	48	208.8

Punt Returns

Player	no.	yds	avg	td	lg
Cam Taylor-Britt	3	2	0.7	0	2
Samori Toure	2	9	4.5	0	10
Brody Belt	1	0	0.0	0	0
Oliver Martin	1	6	6.0	0	6
Total	8	14	1.8	0	10
Opponents	6	64	10.7	0	62

Interceptions

Player	no.	yds	avg	td	lg
Deontai Williams	4	31	7.8	0	20
Jojo Domann	1	0	0.0	0	0
Marquel Dismuke	1	0	0.0	0	0
Cam Taylor-Britt	1	0	0.0	0	0
Luke Reimer	1	22	22.0	0	22
Total	8	53	6.6	0	22
Opponents	3	62	20.7	0	62

Kick Returns

Player	no.	yds	avg	td	lg
Rahmir Johnson	3	38	12.7	0	13
Zavier Betts	3	52	17.3	0	18
Total	6	90	15.0	0	18
Opponents	13	269	20.7	0	41

Fumble Returns

Player	no.	yds	avg	td	lg
Total	0	0	0.0	0	0
Opponents	0	19	0.0	1	19

2021 INDIVIDUAL STATISTICS

Scoring

Player	td	fg	PAT					pts
			kick	rush	rcv	pass	dxp	
Adrian Martinez	10	-	-	1	-	-	-	62
Connor Culp	-	6-12	28-32	-	-	-	-	46
Rahmir Johnson	5	-	-	-	-	-	-	30
Samori Toure	4	-	-	-	-	-	-	24
Sevion Morrison	3	-	-	-	-	-	-	18
Austin Allen	2	-	-	-	-	-	-	12
Gabe Ervin Jr.	2	-	-	-	-	-	-	12
Omar Manning	1	-	-	-	-	-	-	6
Markese Stepp	1	-	-	-	-	-	-	6
Chancellor Brewington	1	-	-	-	-	-	-	6
Levi Falck	1	-	-	-	-	-	-	6
Oliver Martin	1	-	-	-	-	-	-	6
Zavier Betts	1	-	-	-	-	-	-	6
Marvin Scott III	1	-	-	-	-	-	-	6
Total	33	6-12	28-32	1	0	0	0	246
Opponents	18	8-16	17-17	0	0	0	1	155

Field Goals

Player	fg	pct.	01-19	20-29	30-39	40-49	50-99	lg	blk
Connor Culp	6-12	50.0	0-0	3-4	1-4	0-1	2-3	51	0
Opponents	8-16	50.0	0-0	4-4	3-4	1-3	0-5	45	2

FG Sequence

Team Name	Nebraska	Opponents
Illinois	(27)	55
Fordham	(39)	39
Oklahoma	(51),50,35	54
Michigan St.	(28),(28)	(26),(27),44,(21)
Minnesota	(50)	

Numbers in (parentheses) indicate field goal was made

Total Offense

Player	g	plays	rush	pass	total	avg/g
Adrian Martinez	8	307	433	1995	2428	303.5
Rahmir Johnson	8	83	381	0	381	47.6
Jaquez Yant	4	28	190	0	190	47.5
Logan Smothers	4	23	69	119	188	47.0
Markese Stepp	5	36	159	0	159	31.8
Gabe Ervin Jr.	4	37	124	0	124	31.0
Sevion Morrison	7	30	116	0	116	16.6
Zavier Betts	8	3	109	0	109	13.6
Samori Toure	8	7	64	0	64	8.0
Matt Masker	2	4	13	17	30	15.0
Marvin Scott III	1	6	30	0	30	30.0
Levi Falck	8	1	18	0	18	2.3
Cooper Jewett	8	2	5	0	5	0.6
Zach Weinmaster	8	1	4	0	4	0.5
Brody Belt	6	1	3	0	3	0.5
Team	8	0	-17	0	-17	-2.1
Total	8	574	1701	2131	3832	479.0
Opponents	8	544	1119	1668	2787	348.4

Punting

Player	no.	yds	avg	lg	tb	fc	i20	50+	blk
William Przystup	15	683	45.5	84	2	5	3	7	0
Daniel Cerni	15	543	36.2	46	2	7	6	0	0
Total	30	1226	40.9	84	4	12	9	7	0
Opponents	42	1922	45.8	81	5	18	18	15	0

Kickoffs

Player	no.	yds	avg	tb	ob	retn	net	ydl
Brendan Franke	44	2798	63.6	26	0			
Kelen Meyer	4	260	65.0	4	0			
Connor Culp	1	8	8.0	0	0			
Total	49	3066	62.6	30	0	14	40.2	24
Opponents	34	2152	63.3	24	0	6	40.8	24

2021 INDIVIDUAL STATISTICS

All Purpose

Player	g	rush	rcv	pr	kr	ir	total	avg/g
Rahmir Johnson	8	381	175	0	38	0	594	74.3
Samori Toure	8	64	521	9	0	0	594	74.3
Adrian Martinez	8	433	0	0	0	0	433	54.1
Zavier Betts	8	109	222	0	52	0	383	47.9
Austin Allen	8	0	343	0	0	0	343	42.9
Omar Manning	7	0	230	0	0	0	230	32.9
Jaquez Yant	4	190	0	0	0	0	190	47.5
Markese Stepp	5	159	30	0	0	0	189	37.8
Levi Falck	8	18	155	0	0	0	173	21.6
Oliver Martin	4	0	147	6	0	0	153	38.3
Gabe Ervin Jr.	4	124	6	0	0	0	130	32.5
Sevion Morrison	7	116	13	0	0	0	129	18.4
Chris Hickman	5	0	90	0	0	0	90	18.0
Travis Vokolek	5	0	74	0	0	0	74	14.8
Logan Smothers	4	69	0	0	0	0	69	17.3
Brody Belt	6	3	51	0	0	0	54	9.0
Deontai Williams	8	0	0	0	0	31	31	3.9
Marvin Scott III	1	30	0	0	0	0	30	30.0
Wyatt Liewer	8	0	24	0	0	0	24	3.0
Luke Reimer	8	0	0	0	0	22	22	2.8
Chancellor Brewington	7	0	20	0	0	0	20	2.9
Nate Boerkircher	3	0	14	0	0	0	14	4.7
Matt Masker	2	13	0	0	0	0	13	6.5
Alante Brown	6	0	11	0	0	0	11	1.8
Cooper Jewett	8	5	0	0	0	0	5	0.6
Will Nixon	3	0	5	0	0	0	5	1.7
Zach Weinmaster	8	4	0	0	0	0	4	0.5
Cam Taylor-Britt	8	0	0	2	0	0	2	0.3
Team	8	-17	0	-3	0	0	-20	-2.5
Total	8	1701	2131	14	90	53	3989	498.6
Opponents	8	1119	1670	64	269	62	3184	398.0

DEFENSIVE STATISTICS

Team Defense

##	Player	gp	Tackles				Sacks	Pass defense			Fumbles		blkd	
			ua	a	tot	tfl/yds	no-yds	int-yds	brup	qbh	fr-yds	ff	kick	saf
28	Luke Reimer	8	33	34	67	3.5-15	0.5-4	1-22	4	2	.	1	.	.
42	Nick Henrich	8	27	38	65	1.5-5	0.5-3	.	.	3
13	JoJo Domann	8	33	17	50	6-30	2-19	1-0	1	1	.	2	.	.
8	Deontai Williams	8	23	24	47	2-2	.	4-31	3	1
6	Quinton Newsome	8	28	12	40	2-6	1-4	.	2
44	Garrett Nelson	8	19	20	39	8-35	2.5-18	.	1	2
5	Cam Taylor-Britt	8	21	12	33	1-12	1-12	1-0	6	.	.	.	1	.
95	Ben Stille	8	10	15	25	2.5-4	.	.	2	4
31	Chris Kolarevic	8	15	10	25
93	Damion Daniels	8	5	19	24	2-3	.	.	2
9	Marquel Dismuke	8	11	12	23	.	.	1-0	1	.
2	Caleb Tannor	8	9	12	21	3-11	1-7	.	1	2	.	1	.	.
99	Ty Robinson	7	9	11	20	3-16	1-13	.	1	1
97	Deontre Thomas	6	7	11	18	1.5-11	1.5-11	.	.	1	1-0	.	.	.
0	Pheldarius Payne	6	4	10	14	2-11	2-11
4	Myles Farmer	6	5	6	11	1-0	.	.	.
91	Jordon Riley	3	3	3	6	0.5-1
22	Eteva Mauga-Clements	2	3	2	5	1.5-2	.	.	1
38	Damian Jackson	3	2	2	4	1
41	Garrett Snodgrass	2	2	2	4
11	Braxton Clark	3	3	1	4	.	.	.	1
35	John Bullock	3	1	2	3
98	Casey Rogers	2	1	2	3
23	Isaac Gifford	3	1	2	3
12	Marques Buford Jr.	2	1	1	2
33	Javin Wright	1	.	1	1
92	Brendan Franke	1	1	.	1
16	Zach Weinmaster	1	1	.	1
50	Jailen Weaver	1	.	1	1
51	Cameron Jurgens	1	1	.	1
89	Oliver Martin	1	1	.	1
7	Tamon Lynum	1	.	1	1
10	Jackson Hannah	1	.	1	1
4	Alante Brown	1	1	.	1
63	Ru'Quan Buckley	1	.	1	1
21	Noa Pola-Gates	1	.	1	1
56	Grant Tagge	1	1	.	1
15	Zavier Betts	1	1	.	1
37	Phalen Sanford	1	1	.	1
82	Colton Feist	1	1
Totals		8	285	286	571	40-164	13-102	8-53	26	18	2-0	4	2	0

SPECIAL TEAMS TACKLES

SPECIAL TEAMS TACKLES	UA-A/TOT	ILL	FOR	BUF	OKLA	MSU	NW	MICH	MINN	PUR	OSU	WIS	IOWA
John Bullock	1-2/3	-	-	0-1	-	0-1/1	-	-	1-0/1				
Chris Kolarevic	3-0/3	-	-	-	-	-	-	2-0/2	1-0/1				
Isaac Gifford	2-1/3	1-0	-	-	-	-	-	0-1/1	1-0/1				
Marques Buford Jr.	1-1/2	-	-	-	1-0	-	-	0-1/1	-				
Grant Tagge	1-0/1	1-0	-	-	-	-	-	-	-				
Braxton Clark	0-1/1	-	-	0-1	-	-	-	-	-				
Eteva Mauga-Clements	1-0/1	-	-	1-0	-	-	-	-	-				
Brendan Franke	1-0/1	-	-	-	1-0	-	-	-	-				
Deontai Williams	1-0/1	-	-	-	-	1-0/1	-	-	-				
Phalen Sanford	1-0/1	-	-	-	-	1-0/1	-	-	-				
Noa Pola-Gates	0-1/1	-	-	-	-	0-1/1	-	-	-				
Alante Brown	1-0/1	-	-	-	-	-	1-0/1	-	-				
Zach Weinmaster	1-0/1	-	-	-	-	-	-	1-0/1	-				



INDIVIDUAL OFFENSE GAME BY GAME

RUSHING/RECEIVING

Player	No-Yds/TD	Illini	FU	UB	OU	MSU	NU	Mich	MINN
Adrian Martinez	96-433/10	17-111/1	8-33/2	9-112/0	17-34/1	21-72/2	8-50/3	8-38/1	8--17/0
Rahmir Johnson	83-381/4	4-11/0	5-19/0	4-9/0	11-42/0	19-76/0	12-74/2	17-67/0	11-83/2
Gabe Ervin Jr.	37-124/2	12-33/0	6-17/0	10-56/2	9-18/0	DNP	DNP	DNP	DNP
Markese Stepp	36-159/1	3-10/1	18-101/0	9-17/0	DNP	1-2/0	5-29/0	DNP	DNP
Sevion Morrison	30-116/3	-	9-31/2	8-24/0	1-1/0	3-15/0	5-26/1	DNP	4-19/0
Jaquez Yant	28-190/0	DNP	5-25/0	DNP	DNP	DNP	13-127/0	4-14/0	6-24/0
Logan Smothers	12-69/0	DNP	4-36/0	1-2/0	DNP	3-11/0	4-20/0	DNP	DNP
Samori Toure	7-64/1	2-9/0	3-35/1	-	-	1-4/0	-	1-16/0	-
Marvin Scott III	6-30/1	DNP	6-30/1	DNP	DNP	DNP	DNP	DNP	DNP
Zavier Betts	3-109/1	-	-	-	-	-	1-83/1	1--1/0	1-27/0
Cooper Jewett	2-5/0	-	1-2/0	-	-	-	1-3/0	-	-
Omar Manning	2-0/0	-	-	DNP	-	1--1/0	1-1/0	-	-
Levi Falck	1-18/0	-	-	-	-	-	-	1-6/0	-
Matt Masker	1-13/0	DNP	-	DNP	DNP	DNP	1-13/0	DNP	DNP
Zach Weinmaster	1-4/0	-	-	-	-	-	1-4/0	-	-
Brody Belt	1-3/0	-	-	-	DNP	1-3/0	-	DNP	-
Oliver Martin	1-0/0	-	DNP	DNP	DNP	DNP	-	-	1-0/0

Receiving

Player	No-Yds/TD	Illini	FU	UB	OU	MSU	NU	Mich	MINN
Samori Toure	27-521/3	3-37/0	8-133/0	2-136/2	3-27/0	5-42/0	2-108/1	3-37/0	1-1/0
Austin Allen	24-343/2	2-23/0	4-61/0	1-8/0	6-43/0	4-28/0	-	2-59/1	5-121/1
Omar Manning	17-230/1	2-26/0	3-54/0	DNP	2-52/1	4-16/0	1-28/0	2-20/0	3-34/0
Zavier Betts	15-222/0	-	1-30/0	2-21/0	3-61/0	5-62/0	2-13/0	-	2-35/0
Rahmir Johnson	13-175/1	-	-	-	3-48/0	2-11/0	1-5/0	6-105/1	1-6/0
Levi Falck	13-155/1	-	1-8/0	-	1-20/0	1-22/0	3-38/0	3-31/1	4-36/0
Oliver Martin	9-147/1	6-103/1	DNP	DNP	DNP	DNP	1-5/0	2-39/0	-
Travis Vokolek	5-74/0	DNP	DNP	DNP	1-38/0	2-29/0	1-5/0	-	1-2/0
Wyatt Liewer	4-24/0	2-13/0	-	-	-	-	1-5/0	-	1-6/0
Chris Hickman	3-90/0	-	-	3-90/0	-	DNP	-	DNP	DNP
Brody Belt	3-51/0	-	-	1-16/0	DNP	1-24/0	1-11/0	DNP	-
Chancellor Brewington	3-20/1	DNP	2-8/1	1-12/0	-	-	-	-	-
Sevion Morrison	3-13/0	-	1--1/0	1-0/0	-	1-14/0	-	DNP	-
Nate Boerkircher	2-14/0	DNP	-	1-7/0	DNP	DNP	1-7/0	DNP	DNP
Gabe Ervin Jr.	2-6/0	-	-	2-6/0	-	DNP	DNP	DNP	DNP
Markese Stepp	1-30/0	1-30/0	-	-	DNP	-	-	DNP	DNP
Alante Brown	1-11/0	-	1-11/0	-	DNP	-	-	DNP	-
Will Nixon	1-5/0	DNP	-	-	DNP	DNP	1-5/0	DNP	DNP

PASSING

#2 Adrian Martinez	Comp	Att	Int	Pct	Yards	TD	Long	Sacked	Effic.
Illinois	16	32	0	50.0	232	1	43	5-37	121.2
Fordham	17	23	0	73.9	254	1	32	1-2	181.0
Buffalo	13	19	0	68.4	242	2	68	0-0	210.1
Oklahoma	19	25	1	76.0	289	1	55	5-28	178.3
Michigan St.	24	34	1	70.6	244	0	24	7-34	125.0
Northwestern	11	17	0	64.7	202	1	70	0-0	183.9
Michigan	18	28	1	64.3	291	3	46	1-2	179.8
Minnesota	18	33	0	54.5	241	1	40	2-19	125.9
Totals	136	211	3	64.5	1995	10	70	21-122	156.7

#8 Logan Smothers	Comp	Att	Int	Pct	Yards	TD	Long	Sacked	Effic.
Fordham	4	7	0	57.1	50	0	30	0-0	117.1
Buffalo	1	1	0	100.0	54	0	54	0-0	553.6
Michigan St.	1	2	0	50.0	4	0	4	0-0	66.8
Northwestern	1	1	0	100.0	11	0	11	0-0	192.4
Totals	7	11	0	63.6	119	0	54	0-0	154.5

#18 Matt Masker	Comp	Att	Int	Pct	Yards	TD	Long	Sacked	Effic.
Northwestern	3	3	0	100.0	17	0	7	0-0	147.6
Totals	3	3	0	100.0	17	0	7	0-0	147.6

SPECIAL TEAMS RETURNS

Punt Returns

Player	No-Yds	Illini	FU	UB	OU	MSU	NU	Mich	MINN
Cam Taylor-Britt	3-2	2-1	1-1	-	-	-	-	-	-
Samori Toure	2-9	-	-	-	1-10	1--1	-	-	-
Oliver Martin	1-6	-	DNP	DNP	DNP	DNP	-	-	1-6
Brody Belt	1-0	-	1-0	-	DNP	-	-	DNP	-

Kick Returns

Player	No-Yds	Illini	FU	UB	OU	MSU	NU	Mich	MINN
Zavier Betts	3-52	1-17	2-35	-	-	-	-	-	-
Rahmir Johnson	3-38	1-13	-	-	1-12	1-13	-	-	-

INDIVIDUAL DEFENSE GAME BY GAME

TOTAL TACKLES

Player	S-A	Total	Illini	FU	UB	OU	MSU	NU	Mich	MINN
Luke Reimer	33-34	67	3-5	4-0	7-9	3-4	6-5	1-4	6-6	3-1
Nick Henrich	27-38	65	4-7	2-2	4-4	1-6	3-6	4-0	3-12	6-1
Jojo Domann	33-17	50	1-0	3-2	4-1	7-5	3-1	9-1	2-3	4-4
Deontai Williams	23-24	47	3-4	2-2	2-2	5-4	3-2	2-1	1-7	5-2
Quinton Newsome	28-12	40	3-2	3-2	1-2	6-1	2-1	5-0	5-2	3-2
Garrett Nelson	19-20	39	3-3	0-2	2-1	2-4	4-2	2-0	2-4	4-4
Cam Taylor-Britt	21-12	33	2-0	2-0	2-1	2-1	2-0	2-1	3-8	6-1
Chris Kolarevic	15-10	25	2-2	2-1	1-3	1-0	0-1	2-3	3-0	4-0
Ben Stille	10-15	25	2-2	1-0	1-3	1-4	1-1	0-3	1-1	3-1
Damion Daniels	5-19	24	3-3	0-1	1-1	0-2	0-4	0-2	1-3	0-3
Marquel Dismuke	11-12	23	1-4	1-0	0-2	2-2	1-1	2-1	0-1	4-1
Caleb Tannor	9-12	21	2-1	1-0	2-2	1-3	2-2	1-1	0-1	0-2
Ty Robinson	9-11	20	1-3	0-2	2-1	2-1	1-1	-	1-3	2-0
Deontre Thomas	7-11	18	1-2	-	1-2	3-1	1-1	0-3	1-2	-
Pheldarius Payne	4-10	14	2-3	0-1	0-1	-	0-1	2-2	0-2	-
Myles Farmer	5-6	11	2-0	1-0	2-1	-	0-1	-	0-1	0-3
Jordon Riley	3-3	6	0-1	2-1	-	-	-	1-1	DNP	-
Eteva Mauga-Clements	3-2	5	-	1-2	2-0	-	-	-	-	-
Braxton Clark	3-1	4	-	-	1-1	1-0	DNP	1-0	-	-
Damian Jackson	2-2	4	1-0	0-1	-	-	-	1-1	-	-
Garrett Snodgrass	2-2	4	DNP	0-2	2-0	DNP	DNP	-	DNP	DNP
Casey Rogers	1-2	3	DNP	DNP	DNP	DNP	DNP	1-1	-	0-1
Isaac Gifford	1-2	3	1-0	-	-	-	-	0-1	0-1	-
John Bullock	1-2	3	-	-	0-1	-	0-1	-	-	1-0
Marques Buford Jr.	1-1	2	-	-	-	1-0	-	-	0-1	-
Oliver Martin	1-0	1	-	DNP	DNP	DNP	DNP	-	1-0	-
Alante Brown	1-0	1	-	-	-	DNP	-	1-0	DNP	-
Brendan Franke	1-0	1	-	-	-	1-0	-	-	-	-
Zavier Betts	1-0	1	-	1-0	-	-	-	-	-	-
Grant Tagge	1-0	1	1-0	-	-	-	-	-	-	-
Cameron Jurgens	1-0	1	-	-	-	-	1-0	-	-	-
Zach Weinmaster	1-0	1	-	-	-	-	-	-	1-0	-
Phalen Sanford	1-0	1	-	-	-	-	1-0	-	-	-
Ru'Quan Buckley	0-1	1	DNP	0-1	DNP	DNP	DNP	DNP	DNP	DNP
Jailen Weaver	0-1	1	DNP	0-1	DNP	DNP	DNP	DNP	DNP	DNP
Jackson Hannah	0-1	1	-	0-1	-	-	-	-	-	-
Javin Wright	0-1	1	DNP	0-1	-	DNP	DNP	DNP	DNP	DNP
Noa Pola-Gates	0-1	1	-	-	DNP	DNP	0-1	-	-	-
Tamon Lynum	0-1	1	DNP	0-1	DNP	-	DNP	DNP	DNP	DNP

INTERCEPTION/FUMBLE RETURNS

Interceptions Returns

Player	No-Yds	Illini	FU	UB	OU	MSU	NU	Mich	MINN
Deontai Williams	4-31	-	2-11	-	-	-	-	1-20	1-0
Luke Reimer	1-22	-	-	1-22	-	-	-	-	-
Cam Taylor-Britt	1-0	-	-	-	-	-	-	-	1-0
Marquel Dismuke	1-0	-	-	-	-	1-0	-	-	-
Jojo Domann	1-0	-	1-0	-	-	-	-	-	-

Fumble Returns

Player	No-Yds	Illini	FU	UB	OU	MSU	NU	Mich	MINN
--------	--------	--------	----	----	----	-----	----	------	------

INDIVIDUAL DEFENSE GAME BY GAME

SACKS

Player	UA-A	Total	Illini	FU	UB	OU	MSU	NU	Mich	MINN
Garrett Nelson	2-1	2.5	0.5-3	-	-	-	1-3	1-12	-	-
Pheldarius Payne	2-0	2	2-11	-	-	-	-	-	-	-
Jojo Domann	2-0	2	-	-	-	-	-	2-19	-	-
Deontre Thomas	1-1	1.5	0.5-3	-	-	-	1-8	-	-	-
Caleb Tannor	1-0	1	-	-	-	-	-	1-7	-	-
Cam Taylor-Britt	1-0	1	-	-	-	-	-	-	-	1-12
Quinton Newsome	1-0	1	-	1-4	-	-	-	-	-	-
Ty Robinson	1-0	1	-	-	-	-	-	-	1-13	-
Luke Reimer	0-1	0.5	-	-	-	-	0.5-4	-	-	-
Nick Henrich	0-1	0.5	-	-	-	-	0.5-3	-	-	-

TACKLES FOR LOSS

Player	UA-A	Total	Illini	FU	UB	OU	MSU	NU	Mich	MINN
Garrett Nelson	7-2	8.0	2.5-9	-	2.0-4	0.5-1	2.0-9	1.0-12	-	-
Jojo Domann	6-0	6.0	-	1.0-1	1.0-3	1.0-2	1.0-5	2.0-19	-	-
Luke Reimer	2-3	3.5	0.5-0	-	-	0.5-1	1.5-7	-	1.0-7	-
Caleb Tannor	3-0	3.0	1.0-2	-	-	-	1.0-2	1.0-7	-	-
Ty Robinson	3-0	3.0	-	-	1.0-2	-	1.0-1	-	1.0-13	-
Ben Stille	2-1	2.5	-	1.0-2	0.5-1	1.0-1	-	-	-	-
Pheldarius Payne	2-0	2.0	2.0-11	-	-	-	-	-	-	-
Quinton Newsome	2-0	2.0	-	1.0-4	-	1.0-2	-	-	-	-
Deontai Williams	2-0	2.0	1.0-1	-	-	-	1.0-1	-	-	-
Damion Daniels	2-0	2.0	1.0-1	-	1.0-2	-	-	-	-	-
Eteva Mauga-Clements	1-1	1.5	-	1.5-2	-	-	-	-	-	-
Deontre Thomas	1-1	1.5	0.5-3	-	-	-	1.0-8	-	-	-
Nick Henrich	0-3	1.5	0.5-1	-	0.5-1	-	0.5-3	-	-	-
Cam Taylor-Britt	1-0	1.0	-	-	-	-	-	-	-	1.0-12
Jordon Riley	0-1	0.5	-	0.5-1	-	-	-	-	DNP	-

FUMBLES

Fumbles Forced

Player	Number	Illini	FU	UB	OU	MSU	NU	Mich	MINN
Jojo Domann	2	-	-	-	-	-	2	-	-
Caleb Tannor	1	-	-	-	-	-	1	-	-
Luke Reimer	1	1	-	-	-	-	-	-	-

Fumbles Recovered

Player	Number	Illini	FU	UB	OU	MSU	NU	Mich	MINN
Myles Farmer	1	1	-	-	-	-	-	-	-
Deontre Thomas	1	-	-	-	-	-	1	-	-



TEAM GAME BY GAME

Date	Opponent	no.	yds	td	lg	no.	yds	td	lg	cmp-att-int	yds	td	lg	no.	yds	td	lg	no.	yds	td	lg	off
08/28/2021	at Illinois	39	160	2	75	16	232	1	43	16-32-0	232	1	43	2	30	0	17	2	1	0	2	392
09/04/2021	Fordham	65	329	6	21	21	304	1	32	21-30-0	304	1	32	2	35	0	18	2	1	0	1	633
09/11/2021	Buffalo	41	220	2	71	14	296	2	68	14-20-0	296	2	68	0	0	0	0	1	-3	0	0	516
09/18/2021	at Oklahoma	38	95	1	13	19	289	1	55	19-25-1	289	1	55	1	12	0	12	1	10	0	10	384
09/25/2021	at Michigan St.	50	194	2	45	25	248	0	24	25-36-1	248	0	24	1	13	0	13	1	-1	0	0	442
10/02/2021	Northwestern	53	427	7	83	15	230	1	70	15-21-0	230	1	70	0	0	0	0	0	0	0	0	657
10/09/2021	Michigan	32	140	1	24	18	291	3	46	18-28-1	291	3	46	0	0	0	0	0	0	0	0	431
10/16/2021	at Minnesota	31	136	2	29	18	241	1	40	18-33-0	241	1	40	0	0	0	0	1	6	0	6	377
Nebraska		349	1701	23	83	146	2131	10	70	146-225-3	2131	10	70	6	90	0	18	8	14	0	10	3832
Opponents		285	1119	7	56	165	1670	9	48	166-259-8	1668	9	48	13	269	0	41	6	64	1	62	2787

Nebraska Averages

Games	Avg/ rush	Avg/ catch	Pass effic	KR avg	PR avg	All purpose avg/game	Total offense avg/game
8	4.9	14.6	156.4	15.0	1.8	498.6	479.0

Date	Opponent	ua	Tackles a total	tfl-yds	Sacks no-yds	Fumble ff fr-yds	Pass Defense int-yds qb	brup	bldk kick	PAT attempts kick	rush	rcv	saf	t/o	pts	
08/28/2021	at Illinois	38	42	80	9.0-28	3-17	1	1-0	0-0	0	1	0	1-3	0	0	22
09/04/2021	Fordham	27	26	53	5.0-10	1-4	0	0-0	3-11	1	0	1	7-7	0	0	52
09/11/2021	Buffalo	37	38	75	6.0-13	0-0	0	0-0	1-22	7	7	0	4-4	0	0	28
09/18/2021	at Oklahoma	39	38	77	4.0-7	0-0	0	0-0	0-0	3	5	0	1-2	0	0	16
09/25/2021	at Michigan St.	31	32	63	9.0-36	3-18	0	0-0	1-0	0	3	1	2-2	0	0	20
10/02/2021	Northwestern	37	26	63	4.0-38	4-38	3	1-0	0-0	3	2	0	8-8	0	0	56
10/09/2021	Michigan	31	58	89	2.0-20	1-13	0	0-0	1-20	4	7	0	3-3	1	0	29
10/16/2021	at Minnesota	45	26	71	1.0-12	1-12	0	0-0	2-0	0	1	0	2-3	0	0	23
Nebraska		285	286	571	40.0-164	13-102	4	2-0	8-53	18	26	2	28-32	1	0	43
Opponents		292	302	594	42.0-156	21-120	5	7-19	3-62	14	16	1	17-17	0	2	155

Date	Opponent	no.	yds	avg	long	blkd	tb	fc	50+	i20	md-att	long	blkd	no.	yds	avg	tb	ob
08/28/2021	at Illinois	5	172	34.4	46	0	0	2	0	0	1-1	27	0	6	372	62.0	4	0
09/04/2021	Fordham	2	80	40.0	41	0	0	2	0	1	1-1	39	0	9	585	65.0	9	0
09/11/2021	Buffalo	5	180	36.0	41	0	1	3	0	3	0-3	0	0	5	318	63.6	3	0
09/18/2021	at Oklahoma	2	100	50.0	52	0	0	1	1	0	1-3	51	0	4	248	62.0	2	0
09/25/2021	at Michigan St.	7	227	32.4	44	0	1	2	0	2	2-2	28	0	5	315	63.0	2	0
10/02/2021	Northwestern	1	84	84.0	84	0	0	0	1	1	0-0	0	0	9	574	63.8	5	0
10/09/2021	Michigan	4	190	47.5	55	0	1	1	3	2	0-0	0	0	5	324	64.8	2	0
10/16/2021	at Minnesota	4	193	48.3	54	0	1	1	2	0	1-2	50	0	6	330	55.0	3	0
Nebraska		30	1226	40.9	84	0	4	12	7	9	6-12	51	0	49	3066	62.6	30	0
Opponents		42	1922	45.8	81	0	5	18	15	18	8-16	45	2	34	2152	63.3	24	0

OPPONENT GAME BY GAME

Date	Opponent	no.	yds	td	lg	no.	yds	td	lg	cmp-att-int	yds	td	lg	no.	yds	td	lg	no.	yds	td	lg	off
08/28/2021	at Illinois	48	167	1	45	15	159	2	45	15-19-0	159	2	45	1	9	0	9	1	7	0	7	326
09/04/2021	Fordham	28	129	0	30	17	165	1	31	18-30-3	163	1	31	0	0	0	0	0	0	0	0	292
09/11/2021	Buffalo	33	135	0	30	27	224	0	21	27-49-1	224	0	21	2	39	0	22	0	0	0	0	359
09/18/2021	at Oklahoma	35	194	2	23	24	214	1	23	24-34-0	214	1	23	1	31	0	31	1	0	0	0	408
09/25/2021	at Michigan St.	30	71	0	23	14	183	1	35	14-23-1	183	1	35	3	84	0	41	1	62	1	62	254
10/02/2021	Northwestern	26	37	0	11	25	256	1	43	25-40-0	256	1	43	1	18	0	18	0	0	0	0	293
10/09/2021	Michigan	42	204	3	50	22	255	0	48	22-39-1	255	0	48	3	57	0	20	2	-8	0	0	459
10/16/2021	at Minnesota	43	182	1	56	21	214	3	36	21-25-2	214	3	36	2	31	0	21	1	3	0	3	396
Opponents		285	1119	7	56	165	1670	9	48	166-259-8	1668	9	48	13	269	0	41	6	64	1	62	2787
Nebraska		349	1701	23	83	146	2131	10	70	146-225-3	2131	10	70	6	90	0	18	8	14	0	10	3832

Opponents Averages

Games	Avg/ rush	Avg/ catch	Pass effic	KR avg	PR avg	All purpose avg/game	Total offense avg/game
8	3.9	10.1	123.5	20.7	10.7	398.0	348.4

Date	Opponent	ua	Tackles a total	tfl-yds	Sacks no-yds	Fumble ff fr-yds	Pass Defense int-yds qb	brup	bldk kick	PAT attempts kick	rush	rcv	saf	t/o	pts	
08/28/2021	at Illinois	40	28	68	6.0-36	5-35	1	1-0	0-0	4	6	0	4-4	0	0	7
09/04/2021	Fordham	52	48	100	4.0-7	1-2	1	2-0	0-0	0	1	0	1-1	0	0	7
09/11/2021	Buffalo	28	40	68	5.0-8	0-0	0	1-0	0-0	2	1	0	0-0	0	0	3
09/18/2021	at Oklahoma	37	34	71	10.0-39	5-28	0	0-0	1-0	4	0	1	3-3	0	0	23
09/25/2021	at Michigan St.	46	50	96	11.0-38	7-34	2	1-0	1-62	0	2	0	2-2	0	0	23
10/02/2021	Northwestern	31	46	77	0.0-0	0-0	0	1-0	0-0	1	1	0	1-1	0	0	7
10/09/2021	Michigan	29	28	57	4.0-9	1-2	1	1-19	1-0	1	1	0	2-2	0	0	32
10/16/2021	at Minnesota	29	28	57	2.0-19	2-19	0	0-0	0-0	2	4	0	4-4	0	0	30
Opponents		292	302	594	42.0-156	21-120	5	7-19	3-62	14	16	1	17-17	0	2	155
Nebraska		285	286	571	40.0-164	13-102	4	2-0	8-53	18	26	2	28-32	1	0	43

Date	Opponent	no.	yds	avg	long	blkd	tb	fc	50+	i20	md-att	long	blkd	no.	yds	avg	tb	ob
08/28/2021	at Illinois	6	272	45.3	59	0	0	3	2	4	0-1	0	0	5	331	66.2	2	0
09/04/2021	Fordham	6	217	36.2	39	0	0	2	0	0	0-1	0	1	2	122	61.0	0	0
09/11/2021	Buffalo	6	286	47.7	81	0	3	2	2	1	1-4	45	0	2	130	65.0	2	0
09/18/2021	at Oklahoma	4	157	39.3	45	0	0	0	0	3	0-1	0	0	4	259	64.8	2	0
09/25/2021	at Michigan St.	6	353	58.8	67	0	2	0	5	2	3-4	27	1	6	335	55.8	4	0
10/02/2021	Northwestern	6	261	43.5	51	0	0	6	2	3	0-0	0	0	2	130	65.0	2	0
10/09/2021	Michigan	4	203	50.8	57	0	0	3	3	3	4-4	39</						

TEAM COMPARISON

Opponent	Score	First Downs				Pen	Rushing Number-Yards	Passing		Total Offense Plays-Yards	Return Yards	Turn- Overs
		Total	Rush	Pass	Yards			Comp-Att.-Int	Yards			
Illinois	22-30	19 / 18	8 / 9	10 / 8	1 / 1	39-160 / 48-167	16-32-0 / 15-19-0	232 / 159	71-392 / 67-326	31 / 16	1 / 1	
Fordham	52-7	34 / 12	20 / 5	14 / 7	0 / 0	65-329 / 28-129	21-30-0 / 18-30-3	304 / 163	95-633 / 58-292	47 / 0	2 / 3	
Buffalo	28-3	19 / 19	9 / 6	7 / 11	3 / 2	41-220 / 33-135	14-20-0 / 27-49-1	296 / 224	61-516 / 82-359	19 / 39	1 / 1	
Oklahoma	16-23	18 / 21	4 / 10	13 / 10	1 / 1	38-95 / 35-194	19-25-1 / 24-34-0	289 / 214	63-384 / 69-408	22 / 31	1 / 0	
Michigan St.	20-23	26 / 12	12 / 4	13 / 6	1 / 2	50-194 / 30-71	25-36-1 / 14-23-1	248 / 183	86-442 / 53-254	12 / 208	2 / 1	
Northwestern	56-7	29 / 17	19 / 6	8 / 10	2 / 1	53-427 / 26-37	15-21-0 / 25-40-0	230 / 256	74-657 / 66-293	0 / 18	0 / 1	
Michigan	29-32	19 / 26	5 / 12	12 / 12	2 / 2	32-140 / 42-204	18-28-1 / 22-39-1	291 / 255	60-431 / 81-459	20 / 68	2 / 1	
Minnesota	23-30	19 / 22	6 / 12	12 / 9	1 / 1	31-136 / 43-182	18-33-0 / 21-25-2	241 / 214	64-377 / 68-396	6 / 34	0 / 2	
Totals	246-155	183 / 147	83 / 64	89 / 73	11 / 10	349-1701 / 285-1119	146-225-3 / 166-259-8	2131 / 1668	574-3832 / 544-2787	157 / 414	9 / 10	

Opponents	3rd Down Conversion	4th Down Conversion	Time of Possession	TOP Margin	Avg Yds/Rush	Avg Yds/Pass	Avg Yds/Play	Punting Number-Avg	Penalties Number-Yards	Sacks
Illinois	5-14 / 6-13	1-2 / 0-0	25:05 / 34:55	-09:50	4.1 / 3.5	7.3 / 8.4	5.5 / 4.9	5-34.4 / 6-45.3	5-67.0 / 3-40.0	3 / 5
Fordham	12-19 / 2-13	4-4 / 1-4	36:21 / 23:39	12:42	5.1 / 4.6	10.1 / 5.4	6.7 / 5.0	2-40.0 / 6-36.2	2-10.0 / 2-15.0	1 / 1
Buffalo	8-15 / 11-22	0-0 / 0-2	28:00 / 32:00	-04:00	5.4 / 4.1	14.8 / 4.6	8.5 / 4.4	5-36.0 / 6-47.7	10-76.0 / 10-88.0	0 / 0
Oklahoma	6-14 / 6-11	1-3 / 0-0	29:10 / 30:50	-01:40	2.5 / 5.5	11.6 / 6.3	6.1 / 5.9	2-50.0 / 4-39.3	8-70.0 / 7-70.0	0 / 5
Michigan St.	7-20 / 1-11	2-2 / 0-1	52:28 / 22:32	29:56	3.9 / 2.4	6.9 / 8.0	5.1 / 4.8	7-32.4 / 6-58.8	6-40.0 / 5-44.0	3 / 7
Northwestern	5-9 / 5-14	1-2 / 1-3	34:05 / 25:55	08:10	8.1 / 1.4	11.0 / 6.4	8.9 / 4.4	1-84.0 / 6-43.5	4-19.0 / 6-53.0	4 / 0
Michigan	3-11 / 6-15	1-3 / 0-0	25:36 / 34:24	-08:48	4.4 / 4.9	10.4 / 6.5	7.2 / 5.7	4-47.5 / 4-50.8	6-47.0 / 6-55.0	1 / 1
Minnesota	4-12 / 3-9	0-2 / 1-1	21:59 / 38:01	-16:02	4.4 / 4.2	7.3 / 8.6	5.9 / 5.8	4-48.3 / 4-43.3	3-25.0 / 3-25.0	1 / 2
Totals	50-114 / 40-108	10-18 / 3-11	252:44 / 242:16	10:28	4.9 / 3.9	9.5 / 6.4	6.7 / 5.1	30-40.9 / 42-45.8	44-354.0 / 42-390.0	13 / 21

Note: Game totals are displayed in the format TEAM/OPPONENT for each category

NEBRASKA RED ZONE CHART

Nebraska Inside Opponent Red-Zone

Date	Opponent	Score	Times	Times	Total	Rush	Pass	FGs	Failed to score inside RZ						
			In RZ	Scored	Pts	TDs	TDs	TDs	Made	FGA	Down	Int	Fumb	Half	Game
08/28/2021	at Illinois	L 22-30	3	3	15	2	1	1	1	1	0	0	0	0	0
09/04/2021	Fordham	W 52-7	8	8	52	7	6	1	1	1	0	0	0	0	
09/11/2021	Buffalo	W 28-3	4	2	14	2	2	0	0	2	0	0	0	0	
09/18/2021	at Oklahoma	L 16-23	4	2	9	1	1	0	1	2	0	1	0	0	
09/25/2021	at Michigan St.	L 20-23	5	4	20	2	2	0	2	2	0	1	0	0	
10/02/2021	Northwestern	W 56-7	6	5	35	5	5	0	0	0	0	0	0	1	
10/09/2021	Michigan	L 29-32	3	2	15	2	1	1	0	0	1	0	0	0	
10/16/2021	at Minnesota	L 23-30	5	3	20	3	2	1	0	1	1	0	0	0	
Totals 29 of 38 (76.3%)			38	29	180	24	20	4	5	9	2	2	0	0	1

Opponents Inside Nebraska Red-Zone

Date	Opponent	Score	Times	Times	Total	Rush	Pass	FGs	Failed to score inside RZ						
			In RZ	Scored	Pts	TDs	TDs	TDs	Made	FGA	Down	Int	Fumb	Half	Game
08/28/2021	Illinois	L 22-30	3	3	21	3	1	2	0	0	0	0	0	0	
09/04/2021	Fordham	W 52-7	0	0	0	0	0	0	0	0	0	0	0		
09/11/2021	Buffalo	W 28-3	2	1	3	0	0	0	1	2	0	0	0		
09/18/2021	Oklahoma	L 16-23	3	3	21	3	2	1	0	0	0	0	0		
09/25/2021	Michigan St.	L 20-23	3	3	9	0	0	0	3	3	0	0	0		
10/02/2021	Northwestern	W 56-7	1	0	0	0	0	0	0	0	0	0	1		
10/09/2021	Michigan	L 29-32	6	6	25	2	2	0	4	4	0	0	0		
10/16/2021	Minnesota	L 23-30	2	2	14	2	0	2	0	0	0	0	0		
Totals 18 of 20 (90.0%)			20	18	93	10	5	5	8	9	0	0	1	0	

NEBRASKA & OPPONENT LONG PLAYS & DRIVE INFORMATION

LONG SEASON PLAYS (20 OR MORE YARDS)

	[-----NEBRASKA-----]				[-----OPPONENT-----]			
	RUSH	PASS	RET	TOT	RUSH	PASS	RET	TOT
at Illinois	2	4	0	6	1	2	1	4
Fordham	1	7	0	8	3	2	0	5
Buffalo	2	4	1	7	1	2	1	4
at Oklahoma	0	6	0	6	1	2	2	5
Michigan State	1	2	0	3	1	3	4	8
Northwestern	4	3	0	7	0	3	0	3
Michigan	2	6	0	8	3	4	0	7
at Minnesota	3	6	0	9	1	2	0	3
Total	15	38	1	54	11	20	8	39

LONG DRIVE SUPERLATIVES

	NEBRASKA	OPPONENT
Most Yards (Result)	91 at Illinois (TD)	91 Michigan (TD)
Most Plays (Result)	19 at Illinois (TD)	144x (Ill-TD; Buf; MFG; OU-TD; Minn-TD)
Most Time (Result)	8:03 Northwestern (TD)	8:04 at Illinois (TD)

NEBRASKA LONG PLAYS (54; 15 RUNS; 38 PASSES; 1 RETURNS)

YDS	OPPONENT	PLAY	RESULT
83	Northwestern	Run (Betts)	Touchdown
75	Illinois	Run (Martinez)	Touchdown
71	Buffalo	Run (Martinez)	1st-10
70	Northwestern	Pass (Martinez-Toure)	1st-Goal
68	Buffalo	Pass (Martinez-Toure)	Touchdown
68	Buffalo	Pass (Martinez-Toure)	Touchdown
64	Northwestern	Run (Yant)	1st-Goal
55	Oklahoma	Pass (Martinez-Betts)	1st-10
54	Buffalo	Pass (Smothers-Hickman)	1st-10
46	Michigan	Pass (Martinez-Allen)	Touchdown
45	Michigan State	Run (Martinez)	1st-10
43	Michigan	Pass (Martinez-Johnson)	1st-10
43	Illinois	Pass (Martinez-Martin)	1st-10
41	Michigan	Pass (Martinez-Johnson)	Touchdown
40	Minnesota	Pass (Martinez-Allen)	1st-10
38	Oklahoma	Pass (Martinez-Vokolek)	1st-10
38	Northwestern	Pass (Martinez-Toure)	Touchdown
32	Fordham	Pass (Martinez-Manning)	1st-10
31	Fordham	Pass (Martinez-Toure)	1st-10
31	Oklahoma	Pass (Martinez-Manning)	1st-10
30	Fordham	Pass (Martinez-Toure)	1st-10
30	Fordham	Pass (Smothers-Betts)	1st-10
30	Illinois	Pass (Martinez-Stepp)	1st-10
30	Michigan	Pass (Martinez-Martin)	1st-10
30	Minnesota	Pass (Martinez-Allen)	1st-10
29	Minnesota	Run (Johnson)	1st-10
28	Northwestern	Pass (Martinez-Manning)	1st-10
28	Illinois	Pass (Martinez-Martin)	1st-10
27	Buffalo	Pass (Martinez-Hickman)	1st-10
27	Minnesota	Run (Betts)	1st-10
27	Minnesota	Pass (Martinez-Betts)	1st-10
26	Illinois	Run (Martinez)	1st-10
26	Fordham	Pass (Martinez-Allen)	1st-10
26	Oklahoma	Pass (Martinez-Johnson)	1st-10
25	Fordham	Pass (Martinez-Toure)	1st-10
25	Northwestern	Run (Martinez)	Touchdown
25	Michigan	Pass (Martinez-Toure)	1st-10
25	Minnesota	Run (Johnson)	1st-10
24	Michigan	Pass (Martinez-Manning)	1st-10
24	Michigan	Run (Johnson)	1st-10
24	Michigan State	Pass (Martinez-Belt)	1st-10
24	Illinois	Pass (Martinez-Toure)	1st-10
23	Northwestern	Run (Johnson)	1st-Goal
23	Fordham	Pass (Martinez-Toure)	1st-10
22	Minnesota	Pass (Martinez-Manning)	1st-10
22	Minnesota	Pass (Martinez-Allen)	1st-10
22	Buffalo	IR (Reimer)	1st-Goal
22	Michigan State	Pass (Martinez-Falck)	1st-10
21	Buffalo	Run (Ervin)	1st-10
21	Fordham	Run (Toure)	1st-10
21	Oklahoma	Pass (Martinez-Manning)	Touchdown
20	Oklahoma	Pass (Martinez-Falck)	1st-10
20	Michigan	Run (Martinez)	1st-10
20	Minnesota	Pass (Martinez-Allen)	1st-10

OPPONENT LONG PLAYS (39: 11 RUNS; 20 PASSES; 8 RETURNS)

YDS	OPPONENT	PLAY	RESULT
100	Oklahoma	EXP (Fields)	2-Points
62	Michigan State	PR (Reed)	Touchdown
62	Michigan State	IR (Kimbrough)	1st-10
56	Minnesota	Run (Williams)	Touchdown
50	Michigan	Run (Haskins)	1st-10
48	Michigan	Pass (McNamara-Sainristil)	1st-Goal
45	Illinois	Run (Epstein)	1st-10
45	Illinois	Pass (Sitkowski-Spann)	1st-Goal
43	Northwestern	Pass (Hilinski-Robinson)	1st-10
41	Illinois	FR (Hart)	Touchdown
41	Michigan State	KOR (Reed)	1st-10
36	Minnesota	Pass (Morgan-Autman-Bell)	1st-10
35	Michigan State	Pass (Thorne-Reed)	Touchdown
35	Michigan State	Pass (Thorne-Mosley)	1st-10
35	Michigan	Pass (McNamera-Baldwin)	1st-Goal
34	Michigan State	Pass (Thorne-Heyward)	1st-10
32	Northwestern	Pass (Hilinski-Robinson)	1st-10
31	Oklahoma	KOR (Williams)	1st-10
31	Fordham	Pass (Demorat-Kokosiolis)	Touchdown
30	Fordham	Run (Wilson)	1st-10
30	Buffalo	Run (Marks)	1st-10
29	Michigan	Run (Corum)	Touchdown
28	Northwestern	Pass (Hilinski-Robinson)	1st-10
28	Minnesota	Pass (Morgan-Brown-Stephens)	Touchdown
28	Michigan State	KOR (Reed)	1st-10
26	Michigan	Run (Corum)	1st-10
25	Fordham	Pass (Demorat-Carter)	1st-10
24	Michigan	Pass (McNamara-Schoonmaker)	1st-10
23	Michigan State	Run (Walker)	1st-10
23	Oklahoma	Run (Brooks)	1st-10
23	Oklahoma	Pass (Rattler-Mims)	1st-10
22	Oklahoma	Pass (Rattler-Stoops)	3rd-5
22	Buffalo	Pass (Vantrease-Williams)	1st-10
22	Buffalo	KOR (Cook)	1st-10
22	Fordham	Run (Davis)	1st-10
22	Michigan	Pass (McNamara-Johnson)	1st-10
21	Illinois	Pass (Sitkowski-Navarro)	1st-10
21	Fordham	Run (Wilson)	1st-10
20	Buffalo	Pass (Vantrease-Stephens)	1st-10

GAME-OPENING DRIVES

OPPONENT	[-----NEBRASKA-----]			[-----OPPONENT-----]		
	PTS.	1ST DWN	YDS	PTS.	1ST DWN	YDS
at Illinois	0	1	23	0	1	23
Fordham	0	2	27	0	3	59
Buffalo	0	3	33	0	4	66
at Oklahoma	3	3	42	7	5	75
at Michigan State	0	0	0	0	1	16
Northwestern	7	1	75	0	1	7
Michigan	0	2	78	0	0	5
at Minnesota	0	0	-1	7	5	61

SECOND-HALF OPENING DRIVES

OPPONENT	[-----NEBRASKA-----]			[-----OPPONENT-----]		
	PTS.	1ST DWN	YDS	PTS.	1ST DWN	YDS
at Illinois	0	0	-10	7	5	75
Fordham	7	4	64	0	1	4
Buffalo	0	2	41	3	2	49
at Oklahoma	0	4	58	7	3	80
at Michigan State	7	4	60	0	0	8
Northwestern	7	1	83	0	0	7
Michigan	7	2	75	0	0	8
at Minnesota	0	0	2	0	2	42

NEBRASKA & OPPONENT SCORING DRIVES, NEBRASKA MISCELLANEOUS STATS

SCORING DRIVES

GAME	SCORING DRIVES	[----TIME-----]		[---PLAYS---		5 OR LESS	1 OR 0
		TOT	AVG.	TOT	AVG.		
at Illinois	4	12:23	3:05	35	8.75	1	1
Fordham	8	31:28	3:56	80	10.00	0	0
Buffalo	4	2:56	0:44	10	2.50	4	2
at Oklahoma	3	11:25	3:48	26	8.67	1	0
at Michigan State	4	17:51	4:27	41	10.25	0	0
Northwestern	8	20:41	2:35	51	6.38	4	1
Michigan	4	8:43	2:10	20	5.00	2	1
at Minnesota	4	7:37	1:54	24	6.00	1	0
Season	39	113:04	2:53	287	7.4	13	5
Opponents	26	89:49	3:27	201	7.73	6	2

PENALTY NUMBERS	NU PEN.-YDS.	OPP. PEN.-YDS
at Illinois	5-67	3-40
Fordham	2-10	2-15
Buffalo	9-71	10-88
at Oklahoma	8-70	7-70
at Michigan State	6-40	5-44
Northwestern	4-19	6-53
Michigan	6-47	6-55
at Minnesota	3-25	3-25
TOTALS (AVG/PENALTY)	43-349 (8.1)	42-390 (9.3)
AVG/GAME	5.4-43.6	5.3-48.8

NEBRASKA SCORING DRIVES

OPPONENT	[----DRIVE----				PLAY
	PLAYS	YDS	TIME	SCORE	
Illinois	7	63	2:27	6-2	2nd/14:25 Stepp 2-yd. run
Illinois	8	60	3:01	9-2	2nd/9:15 Culp 27-yd. FG
Illinois	1	75	0:13	16-30	3rd/3:48 Martinez 75-yd. run
Illinois	19	91	6:42	22-30	4th/2:41 Martin 4-yd. pass from Martinez
Fordham	13	75	4:41	7-0	1st/3:59 Martinez 4-yd. run
Fordham	7	58	2:33	10-7	2nd/11:36 Culp 39-yd. FG
Fordham	8	69	3:44	17-7	2nd/3:56 Martinez 4-yd. run
Fordham	9	83	1:58	24-7	2nd/0:29 Morrison 1-yd. run
Fordham	9	64	3:40	31-7	3rd/8:24 Brewington 2-yd. pass from Martinez
Fordham	9	70	2:53	38-7	3rd/3:58 Toure 8-yd. run
Fordham	10	58	3:41	45-7	4th/14:26 Morrison 6-yd. run
Fordham	15	62	7:13	52-7	4th/1:43 Scott 6-yd. run
Buffalo	4	80	1:44	7-0	2nd/6:56 Ervin 2-yd. run
Buffalo	4	80	0:58	14-0	2nd/0:34 Toure 68-yd. pass from Martinez
Buffalo	1	1	0:04	21-3	4th/14:47 Ervin 1-yd. run
Buffalo	1	68	0:10	28-3	4th/5:53 Toure 68-yd. pass from Martinez
Oklahoma	14	42	6:41	3-7	1st/1:21 Culp 51-yd. FG
Oklahoma	9	75	3:42	9-14	3rd/0:08 Martinez 4-yd. rush
Oklahoma	3	38	1:02	16-23	4th/5:38 Manning 21-yd. pass from Martinez
Michigan State	7	65	2:46	3-7	2nd/11:22 Culp 28-yd. FG
Michigan State	9	75	4:00	10-10	2nd/4:20 Martinez 12-yd. run
Michigan State	14	60	5:50	13-13	3rd/9:10 Culp 28-yd. FG
Michigan State	11	80	5:05	20-13	4th/7:29 Martinez 3-yd. run
Northwestern	3	75	0:50	7-0	1st/14:10 Martinez 1-yd. run
Northwestern	6	78	2:13	14-0	1st/9:19 Martinez 1-yd. run
Northwestern	11	64	3:31	21-0	1st/4:14 Martinez 25-yd. run
Northwestern	10	75	4:00	28-7	2nd/12:37 Johnson 5-yd. run
Northwestern	5	59	1:10	35-7	2nd/0:43 Johnson 9-yd. run
Northwestern	1	83	0:13	42-7	3rd/13:48 Betts 83-yd. run
Northwestern	2	57	0:41	49-7	3rd/9:16 Toure 38-yd. pass from Martinez
Northwestern	13	64	8:03	56-7	4th/9:44 Morrison 4-yd. run
Michigan	6	75	2:11	7-13	3rd/12:49 Allen 46-yd. pass from Martinez
Michigan	5	75	2:12	14-19	3rd/1:24 Johnson 41-yd. pass from Martinez
Michigan	1	13	0:07	22-19	3rd/0:52 Falck 13-yd. pass from Martinez
Michigan	8	75	4:13	29-26	4th/7:08 Martinez 5-yd. run
Minnesota	6	43	2:34	3-7	1st/3:59 Culp 50 yd FG
Minnesota	9	68	3:21	9-14	2nd/5:47 Johnson 6-yd. run
Minnesota	3	45	0:42	16-21	3rd/9:29 Johnson 1-yd. run
Minnesota	6	75	1:00	23-30	4th/1:12 Allen 9-yd. pass from Martinez

NEBRASKA POINTS OFF TURNOVERS

GAME	TOs GAINED	TD FG-FGA	PTS. (NU FUM./LOST, INT)
at Illinois	1 (1/1 F/L, 0 INT)	0 0-0	0 1 (2/1 F/L, 0 INT)
Fordham	3 (0/0 F/L, 3 INT)	3 0-0	21 2 (4/2 F/L, 0 INT)
Buffalo	1 (1/0 F/L, 1 INT)	1 0-0	7 1 (1/1 F/L, 0 INT)
at Oklahoma	0 (0/0 F/L, 0 INT)	0 0-0	0 1 (0/0 F/L, 1 INT)
at Michigan State	1 (0/0, F/L, 1 INT)	0 0-0	0 2 (2/1, F/L, 1 INT)
Northwestern	1 (3/1 F/L, 0 INT)	0 0-0	0 0 (1/0 F/L, 0 INT)
Michigan	1 (1/0 F/L, 1 INT)	1 0-0	7 2 (2/1 F/L, 1 INT)
at Minnesota	2 (0/0, F/L, 2 INT)	1 0-0	7 0 (0/0 F/L, 0 INT)
TOTAL	10 (6/2 F/L, 8 INT)	6 0-0	42 9 (12/6 F/L, 3 INT)
OPPONENTS	9 (12/6 F/L, 3 INT)	1 2-2	13 10 (6/2 F/L, 8 INT)

STARTING FIELD POSITION*

GAME	NU AVG. START (yards/drives/in 20/past 50)	OPP. AVG. START (yards/drives/in 20/past 50)	NU DIFF.
at Illinois	22.1 (265/12/4/0)	32.6 (391/12/0/2)	-10.5
Fordham	30.9 (371/12/1/0)	26.6 (346/13/2/0)	+ 4.3
Buffalo	33.9 (407/12/1/2)	23.0 (322/14/4/1)	+ 10.9
at Oklahoma	25.1 (226/9/4/1)	20.1 (181/9/3/9)	+ 5.0
at Michigan State	21.6 (281/13/4/0)	33.9 (396/12/1/2)	-12.3
Northwestern	25.0 (25/275/11/4/0)	24.7 (272/11/2/0)	0.3
Michigan	27.4 (356/13/3/1)	27.5 (357/13/4/2)	-0.1
at Minnesota	29.8 (360/12/2/2)	27.7 (360/13/1/1)	2.1
TOTAL	27.0 (2541/94/23/6)	27.1 (2625/97/17/8)	0.0

*does not include drives with time of 0:00 (i.e. defensive and special teams touchdowns, end of half turnovers, overtime, etc.)

OPPONENT SCORING DRIVES

OPPONENT	[----DRIVE----				PLAY
	PLAYS	YDS	TIME	SCORE	
Illinois	0	0	0:00	0-2	1st/4:07 K. Joseph safety
Illinois	11	75	6:24	9-9	2nd/2:51 Epstein 1-yd. run
Illinois	0	0	0:00	16-9	2nd/0:37 Hart 41-yd. fumble return
Illinois	14	75	8:04	23-9	3rd/6:56 Ford 2-yd. pass from Sitkowski
Illinois	3	47	1:10	30-9	3rd/4:01 Williams 1-yd. pass from Sitkowski
Fordham	7	75	2:19	7-7	2nd/14:14 Kokosoulis 31-yd pass from DeMorat
Buffalo	8	49	3:08	3-14	3rd/9:17 McNulty 45-yd. FG
Oklahoma	14	75	6:58	7-0	1st/8:02 Rattler 1-yd. run
Oklahoma	10	80	5:29	14-3	3rd/3:50 Hall 1-yd. pass from Rattler
Oklahoma	-	-	0:00	16-9	3rd/0:08 Field 100-yd. extra point return
Oklahoma	12	65	4:38	23-9	4th/10:24 Brooks 2-yd. run
Michigan State	3	55	0:52	7-0	2nd/14:08 Reed 35-yd. pass from Thome
Michigan State	6	49	2:54	10-3	2nd/8:20 Coglin 26-yd. FG
Michigan State	9	61	3:11	13-10	2nd/1:03 Coglin 27-yd. FG
Michigan State	-	-	0:00	20-20	4th/3:47 Reed 62-yd. punt return
Michigan State	4	22	0:00	23-20	OT Coglin 21-yd. FG
Northwestern	7	82	2:31	7-21	1st/1:37 Robinson 28-yd. pass from Hilinski
Michigan	6	18	2:55	3-0	2nd/9:52 Moody 35-yd. FG
Michigan	11	87	5:18	6-0	2nd/3:19 Moody 21-yd. FG
Michigan	11	76	1:28	13-0	2nd/0:09 Haskins 3-yd. run
Michigan	10	91	4:31	19-7	3rd/3:36 Haskins 3-yd. run
Michigan	10	75	4:31	26-22	4th/11:21 Corum 29-yd. run
Michigan	9	69	4:01	29-29	4th/3:00 Moody 31-yd. FG
Michigan	4	-3	1:24	32-39	4th/1:24 Moody 39-yd. FG
Minnesota	14	61	7:42	7-0	1st/6:33 Spann-Ford 5-yd pass from Kramer
Minnesota	7	79	4:06	14-3	2nd/14:53 Brown-Stephens 28yd pass from Morgan
Minnesota	8	75	3:54	9-21	2nd/1:53 Autman-Bell 7 yd pass from Morgan
Minnesota	0	0	0:00	23-16	4th/4:45 Otomewo safety
Minnesota	5	72	2:33	30-16	4th/2:12 Williams 56-yd. run

INDIVIDUAL CAREER/SEASON SUPERLATIVES

SEASON AND CAREER, MOST PASSING YARDS

PLAYER	2021	CAREER
Adrian Martinez	291 Michigan	384 vs. Wisconsin, 2018
Matt Masker	17 vs. Northwestern	Same
Logan Smothers	54 vs. Buffalo	Same

*-Indicates touchdown pass

SEASON AND CAREER, LONGEST PASS

2021	CAREER
68** vs. Buffalo (Toure-2x)	75* 2x (at Wis., 2018; at Colo., 2019)
7 vs. Northwestern (Boerkircher)	Same
54 vs. Fordham (Hickman)	Same

SEASON AND CAREER, MOST RECEIVING YARDS

PLAYER	2021	CAREER
Austin Allen	121 at Minnesota	Same
Brody Belt	16 vs. Buffalo	Same
Zavier Betts	61 at Oklahoma	Same
Chancellor Brewington	12 vs. Buffalo	119 ! vs. Sacramento St., 2017
Nate Boerkircher	7 vs. Buffalo; vs. NW	Same
Alante Brown	11 vs. Fordham	25 at Rutgers, 2020
Gabe Ervin Jr.	6 vs. Buffalo	Same
Levi Falck	38 vs. Northwestern	140# at K-State, 2019
Chris Hickman	90 vs. Buffalo	Same
Rahmir Johnson	105 Michigan	Same
Wyatt Leiwer	13 at Illinois	Same
Omar Manning	54 vs. Fordham	Same
Oliver Martin	103 at Illinois	Same
Sevion Morrison	0 vs. Buffalo	Same
Will Nixon	5 vs. Northwestern	same
Marvin Scott		14 vs. Penn State, 2020
Markese Stepp	30 at Illinois	
Samari Toure	136 vs. Buffalo	303 & vs. SE Louisiana, 2019
Travis Vokolek	38 at Oklahoma	69 ^ at Michigan State

*-Indicates touchdown scored

#-at South Dakota St. ^ - at Rutgers &-at Montana !-at Northern Arizona

SEASON AND CAREER, LONGEST CATCH

2021	CAREER
46* Michigan (Martinez)	Same
16 vs. Buffalo (Martinez)	Same
55 at Oklahoma (Martinez)	Same
12 vs. Buffalo (Martinez)	45 ! vs. Illinois State, 2017
7 vs. Buff. (Martinez); NW (Masker)	Same
11 vs. Fordham (Martinez)	22 at Rutgers, 2020 (Martinez)
3 vs. Buffalo (Martinez)	Same
22 at Michigan St. (Martinez)	40# vs. SE Missouri State, 2018
54 vs. Buffalo (Smothers)	Same
43 Michigan (Martinez)	Same
7 at Illinois (Martinez)	10 * at Purdue, 2020 (Martinez)
32 vs. Fordham (Martinez)	Same
43 at Illinois (Martinez)	Same
0 vs. Buffalo (Martinez)	Same
5 vs. Northwestern (Masker)	Same
	14 vs. Penn State, 2020 (McCaffrey)
30 at Illinois (Martinez)	
70 vs. Northwestern (Martinez)	81 & vs. Weber State, 2017
38 at Oklahoma (Martinez)	Same

SEASON AND CAREER, MOST RUSHING YARDS

PLAYER	2021	CAREER
Austin Allen		2 at Minnesota, 2019
Brody Belt	3 at Michigan State	29 at Minnesota, 2019
Zavier Betts	83 vs. Northwestern	Same
Alante Brown		18 at Iowa, 2020
Gabe Ervin Jr.	56 vs. Buffalo	Same
Levi Falck	12 at Michigan State	Same
Cooper Jewett	3 vs. Northwestern	Same
Rahmir Johnson	83 at Minnesota	Same
Adrian Martinez	112 vs. Buffalo	157 at Rutgers, 2020
Omar Manning	-1 at Michigan State	Same
Matt Masker	13 vs. Northwestern	Same
Sevion Morrison	31 vs. Fordham	Same
Marvin Scott	30 vs. Fordham	Same
Logan Smothers	36 vs. Fordham	Same
Markese Stepp	101 vs. Fordham	Same
Samori Toure	16 vs. Michigan	Same
Zach Weinmaster	4 vs. Northwestern	Same
Jaquez Yant	129 vs. Northwestern	Same

*-Indicates touchdown scored

^ - at USC &-at Montana

SEASON AND CAREER, LONGEST RUN

2021	CAREER
	2 at Minnesota, 2019
3 at Michigan State	22 at Minnesota, 2019
83* vs. Northwestern	Same
	18 at Iowa, 2020
21 vs. Buffalo	Same
12 at Michigan State	Same
3 vs. Northwestern	Same
29 at Minnesota	Same
75* at Illinois	Same
-1 at Michigan State	Same
13 vs. Northwestern	Same
9 vs. Fordham	Same
10 vs. Fordham	Same
15 vs. Fordham	Same
19 vs. Fordham	49^ at Arizona 2020
16 vs. Michigan	Same
4 vs. Northwestern	Same
64 vs. Northwestern	Same

SEASON AND CAREER, MOST TACKLES, TFLS AND SACKS

PLAYER	TACKLES (2021)	CAREER	TFL (2021)	CAREER	SACKS (2021)	CAREER
Brody Belt		1 vs. So. Ala., '19. vs. Ind. '19		none		none
Ru'Quan Buckley	1 vs. Fordham	same		none		none
Marques Buford Jr.	1 at Okla.; Mich.	same		none		none
John Bullocks	1 vs. Buffalo	same		none		none
Chris Cassidy		1 vs. No. Illinois, 2019		none		none
Braxton Clark	2 vs. Buffalo	3 at Purdue, 2019		1.0 at Purdue, 2019		none
Damion Daniels	6 at Illinois	same	1.0 at Illinois	1.0 4x, last at Illinois, 2020		none
Marquel Dismuke	6 at Illinois	15 vs. Penn State, 2020		2.0 at Iowa, 2020		none
JoJo Domann	12 at Oklahoma	12 vs. PSU, '20; at Oklahoma	3 vs. Northwestern	Same	2.0 vs. Northwestern	same
Myles Farmer	3 vs. Buffalo; at Minn.	same		none		none
Isaac Gifford	1 3x, last vs. Michigan	1 6x last at Michigan, 2021		none		none
Jackson Hannah	1 vs. Fordham	same		none		none
Nick Henrich	15 vs. Michigan	same	1 at Minnesota	same	0.5 at Michigan St.	none
Will Honas		13 vs. Penn State, 2020		2 at Illinois, '19; vs. OSU, '20		2.0 at Ohio State, 2020
Damian Jackson	2 vs. Northwestern	2 5x, last vs. Northwestern		0.5 vs. Minnesota, 2020		same
Nadab Joseph		1 at Purdue, 2020		none		none
Chris Kolarevic	5 vs. Northwestern	19 \$ South Dakota, 2019	1.0 at Minnesota	1.5 \$ 2x, last vs. San Diego, '19		1.0 \$ 2x, last vs. USD, 2019
Tamon Lyynum	1 vs. Fordham	same		none		none
E. Mauga-Clements	3 vs. Fordham	same	1.5 vs. Fordham	same		none
Garrett Nelson	8 at Minnesota	9 vs. Penn State, 2020	2.5 at Illinois	same	1.0 at Michigan St.	1.5 at Purdue, 2020
Quinton Newsome	7 at Okla.; Mich.	same	1 vs. Ford.; at Okla.	same	1 vs. Fordham	same
Simon Otte		2 at Maryland, 2019		none		none
Pheldarius Payne	5 at Illinois	6 vs. Penn State, 2020	2.0 at Illinois	same	2.0 at Illinois	same
Ethan Piper		1 at Ohio State, 2020		none		none
Noa Pola-Gates	1 at Michigan St.	2 vs. Penn State, 2020		none		none
Luke Reimer	16 vs. Buffalo	same	1.5 at Michigan St.	1.5 at NW, '20; at MSU, '21	0.5 at Michigan St.	1.0 at NW; vs. Penn St., 2020
Jordan Riley	3 vs. Fordham	1 at NW, 2020; at Illinois, 2021	0.5 vs. Northwestern	none		none
Ty Robinson	4 at Illinois; Mich.	4 4x Michigan, 2021		1.0 at MSU; Mich.	1.0 4x, last Michigan	1 vs. Michigan
Casey Rogers	2 vs. Northwestern	5 vs. Illinois, 2020; at Iowa, 2020	0.5 vs. NW; at Minn.	1.0 at Iowa; at Purdue, 2020		1.0 at Iowa, 2020
Garrett Snodgrass	2 vs. Ford.; vs. Buffalo	4 vs. Illinois, 2020		none		none
Ben Stille	5 at Oklahoma	5 4x, last at Oklahoma	1 vs. Ford.; at Okla.	3 at Illinois, 2017		1.5 at Purdue, 2020
Grant Tagge	1 at Illinois	none		none		none
Caleb Tannor	4 3x, last at Mich. St.	5 vs. NW, '19; vs. Minn., '20	3x last vs. NW	2 vs. Northwestern	1.0 vs. Northwestern	1.0 6x, last vs. Northwestern
Cam Taylor-Britt	11 vs. Michigan	same	2 at Minnesota	2 vs. So. Ala., '19; at Minn.	1.0 at Minnesota	1.0 vs. So. Ala., '19; at Minn.
Deontre Thomas	4 at Oklahoma	5 vs. No. Illinois, 2019	1 at Michigan St.	1 3x, last at Michigan St.	1.0 at Michigan St.	same
Chris Walker		1 vs. BCU, 2018		none		none
Jailen Weaver	1 vs. Fordham	same		none		none
Tate Wildeman		1 vs. Illinois, 2020		none		none
Deontai Williams	9 at Oklahoma	12 at Purdue, 2020	1.0 at Illinois; at MSU	1.0 7x, last at Mich. St., '21		1.0 vs. Penn State, 2020
Javin Wright	1 vs. Fordham	same		none		none

\$-at Northern Iowa



NEBRASKA STATISTICAL HIGHS AND LOWS

NEBRASKA TOTALS	HIGHS	LOWS
Points Scored	56 vs. Northwestern	16 at Oklahoma
First Downs	34 vs. Fordham	18 at Oklahoma
Rushing Attempts	65 vs. Fordham	31 at Minnesota
Rushing Yards	427 vs. Northwestern	95 at Oklahoma
Passes Attempted	36 at Michigan State	20 vs. Buffalo
Passes Completed	25 at Michigan State	14 vs. Buffalo
Had Intercepted	1 at Oklahoma; at Michigan State; Michigan	0 at Illinois; vs. Fordham; vs. Buffalo; vs. Northwestern; at Minn.
Passing Yards	304 vs. Fordham	232 at Illinois
Total Plays	95 vs. Fordham	60 vs. Michigan
Total Yards	657 vs. Northwestern	377 at Minnesota
Possession Time	37:28 at Michigan State	21:59 at Minnesota
Fumbles	4 vs. Fordham	0 at Minnesota
Fumbles Lost	2 vs. Fordham	0 vs. Northwestern; at Minnesota
Turnovers	2 vs. Fordham; at Michigan State; Michigan	0 vs. Northwestern; at Minnesota
Turnover Margin	+2 at Minnesota	-1 at Oklahoma; at Michigan State; Michigan
Penalties	9 vs. Buffalo	2 vs. Fordham
Yards Penalized	71 vs. Buffalo	15 vs. Fordham
Sacks By-Yards Lost	4-38 vs. Northwestern	0-0 vs. Buffalo; at Oklahoma
Team Tackles for Loss-Yards	9.0-28 at Illinois; 9.0-36 at Michigan State	2.0-20 vs. Michigan

NEBRASKA INDIVIDUAL OFFENSIVE HIGHS

Most Rushing Attempts	20; Adrian Martinez at Michigan State
Most Net Rushing Yards	129; Jaquez Yant vs. Northwestern
Most Rushing TDs	3; Adrian Martinez vs. Northwestern
Longest TD Run	75; Adrian Martinez at Illinois
Longest Run, No TD	71; Adrian Martinez vs. Buffalo
Most Pass Attempts	34; Adrian Martinez at Michigan State
Most Completed Passes	24; Adrian Martinez at Michigan State
Most Passing Yards	291; Adrian Martinez vs. Michigan
Most Passing TDs	3; Adrian Martinez vs. Michigan
Longest TD Pass	68; Adrian Martinez to Samori Toure vs. Illinois-2x
Longest Pass, No TD	70; Adrian Martinez to Samori Toure vs. Northwestern
Most Pass Receptions	8; Samori Toure vs. Fordham
Most Receiving Yards	136; Samori Toure vs. Buffalo
Most TD Receptions	2; Samori Toure vs. Buffalo
Most Total Offense Attempts	54; Adrian Martinez at Michigan State (20 rush, 34 passes)
Most Total Offense Yards	356; Adrian Martinez vs. Buffalo (112 rush, 242 pass)
Most All-Purpose Attempts	23; Rahmir Johnson vs. Michigan
Most All-Purpose Yards	171; Rahmir Johnson vs. Michigan
Most Touchdowns Scored	3; Adrian Martinez vs. Northwestern

NEBRASKA INDIVIDUAL SPECIAL TEAMS HIGHS

Most Field Goals Attempted	3; Connor Culp vs. Buffalo; at Oklahoma
Most Field Goals Made	2; Connor Culp at Illinois; at Michigan State
Longest Field Goal Made	51; Connor Culp at Oklahoma
Longest Field Goal Attempted	51; Connor Culp at Oklahoma
Longest Punt Return, TD	None
Longest Punt Return, No TD	10; Samori Toure at Oklahoma
Most Punt Return Yardage	10; Samori Toure at Oklahoma
Longest Kickoff Return, TD	None
Longest Kickoff Return, No TD	18; Zavier Betts vs. Fordham
Longest Blocked Punt, TD	None
Longest Blocked Field Goal Return	None
Most Kickoff Return Yardage	35; Zavier Betts vs. Fordham
Most Punts	5; Daniel Cerni vs. Illinois (34.4 avg); vs. Buffalo (36.0 avg)
Highest Punting Average	84.0; William Przystup vs. Northwestern (1 punt)
Longest Punt	84; William Przystup vs. Northwestern
Most Blocked Field Goals	1; Marquel Dismuke vs. Fordham; Cam Taylor-Britt at Michigan State
Most Blocked Punts	None
Most Blocked PAT	None

NEBRASKA INDIVIDUAL DEFENSIVE HIGHS

Most Total Tackles	16; Luke Reimer (7 solo, 9 asst.) vs. Buffalo
Most Solo Tackles	8; JoJo Domann vs. Northwestern
Most Tackles for Loss	3.0; JoJo Domann vs. Northwestern
Most Yards Lost	28; JoJo Domann vs. Northwestern (3.0 TFL)
Most Quarterback Sacks	2.0; Pheldarius Payne at Illinois (11 yards); JoJo Domann vs. Northwestern (19 yards)
Most Yards Lost	19; JoJo Domann vs. Northwestern (2.0 sacks)
Most Pass Breakups	3; Cam Taylor-Britt vs. Michigan
Most Interceptions	2; Deontai Williams vs. Fordham
Longest Interception TD Return	None
Longest Interception Return, No TD	22; Luke Reimer vs. Buffalo
Longest Fumble TD Return	None
Longest Fumble Return, No TD	None



OPPONENT STATISTICAL HIGHS AND LOWS

OPPONENT TOTALS	HIGHS	LOWS
Points Scored	32 vs. Michigan	3 vs. Buffalo
First Downs	26 vs. Michigan	12 vs. Fordham; at Michigan State
Rushing Attempts	48 at Illinois	26 vs. Northwestern
Rushing Yards	204 vs. Michigan	37 vs. Northwestern
Passes Attempted	50 vs. Buffalo	19 at Illinois
Passes Completed	27 vs. Buffalo	14 at Michigan State
Had Intercepted	3 vs. Fordham	0 at Illinois; at Oklahoma
Passing Yards	256 vs. Northwestern	159 at Illinois
Total Plays	83 vs. Buffalo	53 at Michigan State
Total Yards	459 vs. Michigan	254 at Michigan State
Possession Time	38:01 at Minnesota	22:32 at Michigan State
Fumbles	1 at Illinois; vs. Buffalo; vs. Northwestern; Michigan	0 vs. Fordham; at Oklahoma; at Michigan State; at Minnesota
Fumbles Lost	1 at Illinois; vs. Northwestern	0 vs. Fordham; at Oklahoma; at Michigan St.; Michigan; at Minn.
Turnovers	3 vs. Fordham	0 at Oklahoma
Turnover Margin	+1 at Oklahoma; at Michigan State; Michigan	-2 at Minnesota
Penalties	10 vs. Buffalo	2 vs. Fordham
Yards Penalized	88 vs. Buffalo	10 vs. Fordham
Sacks By-Yards Lost	7-34 at Michigan State	0-0 vs. Buffalo; vs. Northwestern
Team Tackles for Loss-Yards	11-38 at Michigan State	2-4 vs. Northwestern

OPPONENT INDIVIDUAL HIGHS

Most Yards Rushing	127; Bryce Williams (Minnesota)
Most Rushing Attempts	21; Kevin Marks (Buffalo); Hassan Haskins (Michigan)
Most Yards Passing	256; Ryan Hilinski (Northwestern)
Most Passing Attempts	50; Kyle Vantrease (Buffalo)
Most Pass Completions	27; Kyle Vantrease (Buffalo)
Most Pass Receptions	11; Chris Autman-Bell (Minnesota)
Most Yards Receiving	116; Stephon Robinson Jr. (Northwestern)

OPPONENT INDIVIDUAL LONGEST PLAYS

Rush	56*; Bryce Williams (Minnesota)
Pass	48; Cade McNamara to Mike Sainristil (Michigan)
Field Goal	45; Alex McNulty (Buffalo)
Punt Return	62*; Jayden Reed (Michigan State)
Kickoff Return	41; Jayden Reed (Michigan State)
Fumble Return	41*; Calvin Hart Jr. (Illinois)
Interception Return	62; Chester Kimbrough (Michigan State)
Punt	81; Kyle Vantrease (Buffalo)

*-Indicates touchdown scored

ILLINOIS 30, NEBRASKA 22

SCORE BY QUARTERS	1	2	3	4	OT	FINAL
Nebraska	0	9	7	6		22
Illinois	2	14	14	0		30

SCORING SUMMARY

QTR	TEAM	TIME	SCORE
1st	ILL	04:07	Joseph safety
2nd	NEB	14:25	Stapp 2 yd run (kick failed)
2nd	NEB	09:15	Culp 27 yd field goal
2nd	ILL	02:51	Epstein 1 yd run (McCourt kick)
2nd	ILL	00:37	Hart Jr. 41 yd fumble return (McCourt kick)
3rd	ILL	06:56	Ford 2 yd pass from Sitkowski (McCourt kick)
3rd	ILL	04:01	Williams 1 yd pass from Sitkowski (McCourt kick)
3rd	NEB	03:48	Martinez 75 yd run (Culp kick)
4th	NEB	02:41	Martin 4 yd pass from Martinez (kick failed)

Champaign, Ill. (Aug. 28) - Nebraska rallied from a 21-point deficit late in the third quarter to pull within a touchdown, but Illinois held on for a 30-22 season-opening victory on Saturday afternoon.

The Huskers outgained the Fighting Illini (392-326), but a pair of pivotal second-quarter plays - a roughing the passer penalty and an Adrian Martinez fumble that led to a 41-yard scoop and score - to erase an early 9-2 lead.

Trailing 30-9, Martinez started the comeback with a 75-yard scoring run to make it 30-16 late in the third quarter. In the fourth quarter, Martinez engineered a 19-play, 91-yard drive capped by his four-yard touchdown pass to Oliver Martin with 2:41 left.

The Nebraska defense got a crucial stop with one minute left in the game to give Martinez and the offense one last shot to send the game to overtime. But Nebraska was unable to mount a scoring drive as time expired.

Martinez finished with 232 yards on 16-of-32 passing with one touchdown and no interceptions, while adding 111 rushing yards on 17 carries. Martin hauled in six catches for a career-high 103 yards and a touchdown.

The Huskers trailed 2-0 at the end of the first quarter after Cam Taylor-Britt was ruled down in the end zone when his left knee touched after fielding a long punt and retreating all the way to the goal line before slipping to the turf.

Nebraska answered early in the second quarter with the two-yard touchdown run by Markese Stepp, on a drive that also featured a 30-yard reception by Stepp out of the backfield, as NU went 63 yards on seven plays. After a 3-and-out, Nebraska took over at its own 31 and a 43-yard pass from Martinez to Martin moved the Huskers into scoring position. However, the drive stalled at the Illinois 9, and Culp kicked a 27-yard field goal to put NU up 9-2.

Perhaps the game's most pivotal play occurred on the ensuing Illinois drive. On 3rd-and-7 at the Illinois 44, Caleb Tannor hit quarterback Artur Sitkowski in the chest just as Sitkowski released the ball. The pass was intercepted by Taylor-Britt, but Tannor was flagged for both roughing the passer and unsportsmanlike conduct, giving the Illini the ball back and a 30-yard gain to the Nebraska 24. Seven plays later, Mike Epstein, who led Illinois with 75 yards rushing, found paydirt on a one-yard blast to tie the game with 2:51 left in the half.

After an Illinois turnover, Nebraska took over at its own 39 with 58 seconds left. On 3rd-and-2 at the NU 47, Martinez was sacked from behind by Keith Randolph Jr., who knocked the ball loose. It was scooped up by Calvin Hart Jr., who raced 41 yards into the end zone to give the Illini a 16-9 halftime lead.

Illinois seized control on the opening drive of the second half with a 14-play, 75-yard march that consumed 8:04. Sitkowski went 4-for-4 for 30 yards on the drive, including a two-yard pass to Luke Ford to put the Illini up 23-9. Illinois extended the lead by going 47 yards on three plays on its next drive, highlighted by a 45-yard Sitkowski pass to Deuce Spann, before Sitkowski's one-yard toss to Isaiah Williams made it 30-7. Sitkowski finished 12-for-15 passing for 124 yards and two touchdowns in relief.

TEAM STATISTICS

	NEB	ILL
FIRST DOWNS	19	18
RUSHES-YARDS (NET)	39-160	48-167
PASSING YDS (NET)	232	159
Passes Att-Comp-Int	32-16-0	19-15-0
TOTAL OFFENSE PLAYS-YARDS	71-392	67-326
Fumble Returns-Yards	0-0	0-0
Punt Returns-Yards	0-1	0-7
Kickoff Returns-Yards	2-30	1-9
Interception Returns-Yards	0-0	0-0
Punts (Number-Avg)	5-34.4	6-45.3
Fumbles-Lost	2-1	1-1
Penalties-Yards	5-67	3-40
Possession Time	25:05	34:55
Third-Down Conversions	5 of 14	6 of 13
Fourth-Down Conversions	1 of 2	0 of 0
Red-Zone Scores-Chances	3-3	3-3
Sacks By: Number-Yards	3-17	5-35

RUSHING: ILL-Epstein, Mike 16-75; Love III, Reggie 12-45; Brown, Chase 5-24; Norwood, Jakari 3-16; Hayden, Chase 4-12; Williams, Isaiah 2-8; Sitkowski, Artur 3-4; TEAM 1--2; Peters, Brandon 2--15. **NEB-**Martinez, Adrian 17-111; Ervin Jr., Gabe 12-33; Johnson, Rahmir 4-11; Stepp, Markese 3-10; Toure, Samori 2-9; TEAM 1--14.

PASSING: ILL-Sitkowski, Artur 12-15-0-124-2; Peters, Brandon 3-4-0-35-0. **NEB-**Martinez, Adrian 16-32-0-232-1

RECEIVING: ILL-Williams, Isaiah 6-41; Ford, Luke 3-30; Washington, Case 2-13; Spann, Deuce 1-45; Navarro, Donny 1-21; Norwood, Jakari 1-7; Epstein, Mike 1-2. **NEB-**Martin, Oliver 6-103; Toure, Samori 3-37; Manning, Omar 2-26; Allen, Austin 2-23; Liewer, Wyatt 2-13; Stepp, Markese 1-30

INTERCEPTIONS: ILL-None. **NEB-**None

FUMBLES: ILL-Navarro, Donny 1-1; **NEB-**Martinez, Adrian 1-1; TEAM 1-0

TACKLES: ILL-Adams, Tony 10-1. **NEB-**Henrich, Nick 4-7

NEBRASKA 52, FORDHAM 7

SCORE BY QUARTERS	1	2	3	4	FINAL
Fordham	0	7	0	0	7
Nebraska	7	17	14	14	52

SCORING SUMMARY

QTR	TEAM	TIME	SCORE
1st	NEB	03:59	Martinez 4 yd run (Culp kick)
2nd	FORD	14:14	Kokosioulis 31 yd pass from DeMorat (Leinenweber kick)
2nd	NEB	11:36	Culp 39 yd field goal
2nd	NEB	03:56	Martinez 4 yd run (Culp kick)
2nd	NEB	00:29	Morrison 1 yd run (Culp kick)
3rd	NEB	08:24	Brewington 2 yd pass from Martinez (Culp kick)
3rd	NEB	03:58	Toure 8 yd run (Culp kick)
4th	NEB	14:26	Morrison 6 yd run (Culp kick)
4th	NEB	01:43	Scott III 6 yd run (Culp kick)

Lincoln (Sept. 4) - Nebraska produced a dominant and balanced performance with more than 300 yards rushing and passing on its way to a 52-7 win over Fordham.

Adrian Martinez completed 17-of-23 passes for 254 yards and one touchdown, while adding eight carries for 33 yards and two more scores. He piloted a Husker offense that rolled up well over 600 yards of total offense, including 329 rushing and 304 passing yards.

Markese Stepp led the Big Red ground game with 101 yards on 18 carries, while Sevon Morrison rushed for two TDs. Samori Toure pitched in a big game for Nebraska with eight receptions for 133 yards, while adding three carries for 35 yards, including a touchdown run. Martinez helped the Huskers build a 38-7 lead midway through the third quarter, before Logan Smothers led the Huskers on its final two TD drives.

Overall, Nebraska rushed the ball 65 times and the Husker rushing total likely would have been far greater if not for an historic defensive performance by Fordham's Ryan Greenhagen, who set a NU opponent record with 30 tackles. His tackle total tied the Memorial Stadium record set by Husker Clete Pillen against Oklahoma State on Nov. 6, 1976.

Nebraska's defense surrendered just 292 total yards on the afternoon, holding Fordham to 129 rushing yards on 28 carries. The Rams managed 163 passing yards, as Tim DeMorat completed 18-of-30 passes but was intercepted three times by the Blackshirts. Deontai Williams pulled down two of the interceptions while JoJo Domann snagged the other interception as all three turnovers led to NU scores.

Nebraska took a 7-0 lead on Martinez's first quarter four-yard touchdown run before Fordham tied the score on DeMorat's 31-yard touchdown pass to Fotis Kokosioulis with 14:14 left in the first half.

After that, it was all Huskers. Connor Culp put Nebraska on top less than three minutes later with his 39-yard field goal to make it 10-7. Martinez then pushed NU's lead to 17-7 with his second four-yard scoring run of the day. The Big Red's lead grew to 24-7 at the half after Morrison's one-yard touchdown blast with 29 seconds remaining in the half.

Nebraska's defense continued to put the clamps down on the Rams before Martinez connected with Chancellor Brewington on a two-yard touchdown pass to make it 31-7 with 8:24 left in the third. NU extended the margin to 38-7 less than five minutes later when Toure took an option pitch from Martinez and scored from eight yards.

TEAM STATISTICS

	FOR	NEB
FIRST DOWNS	12	34
RUSHES-YARDS (NET)	28-129	65-329
PASSING YDS (NET)	163	304
Passes Att-Comp-Int	30-18-3	30-21-0
TOTAL OFFENSE PLAYS-YARDS	58-292	95-633
Fumble Returns-Yards	1-4	0-0
Punt Returns-Yards	0-0	1-1
Kickoff Returns-Yards	0-0	2-35
Interception Returns-Yards	0-0	3-11
Punts (Number-Avg)	6-36.2	2-40.0
Fumbles-Lost	0-0	4-2
Penalties-Yards	2-15	2-10
Possession Time	23:39	36:21
Third-Down Conversions	2 of 13	12 of 19
Fourth-Down Conversions	1 of 4	4 of 4
Red-Zone Scores-Chances	0-0	8-8
Sacks By: Number-Yards	1-2	1-4

RUSHING: FOR- Wilson III, Trey 13-75; Davis, Zach 6-37; Kokosioulis, Fotis 2-8; Feria, Antonio 2-5; DeMorat, Tim 4-5; TEAM 1--1. **NEB-**Stepp, Markese 18-101; Smothers, Logan 4-36; Toure, Samoei 3-35; Martinez, Adrian 8-33; Morrison, Sevon 9-31; Scott III, Marvin 6-30; Yant, Jaquez 5-25; Johnson, Rahmir 5-19; Ervin Jr., Gabe 6-17; Jewett, Cooper 1-2

PASSING: FOR-DeMorat, Tim 17-29-3-165-1; Leinenweber, Nick 1-1-0-2-0. **NEB-**Martinez, Adrian 17-23-0-254-1; Smothers, Logan 4-7-0-50-0.

RECEIVING: FOR- Carter, Dequece 5-69; El-Zayat, Hamze 4-37; Kokosioulis, Fotis 3-30; Wilson III, Trey 2-7; Cody, Garrett 1-11; Wright, MJ 1-6; Davis, Zach 1-5; Diodato, Anthony 1--2. **NEB-**Toure, Samori 8-133; Allen, Austin 4-61; Manning, Omar 3-54; Brewington, Chancellor 2-8; Betts, Zavie 1-30; Brown, Alante 1-11; Falck, Levi 1-8; Morrison, Sevon 1--1

INTERCEPTIONS: FOR-None. **NEB-**Williams, Deontai 2-11; Domann, JoJo 1-0

FUMBLES: FOR-None. **NEB-**Taylor-Britt, Cam 1-1; Smothers, Logan 1-1; Belt, Brody 1-0; Martinez, Adrian 1-0.

TACKLES: FOR-Greenhagen, Ryan 13-17. **NEB-**Domann, JoJo 3-2; Newsome, Quinton 3-2

NEBRASKA 28, BUFFALO 3

SCORE BY QUARTERS	1	2	3	4	FINAL
Buffalo	0	0	3	0	3
Nebraska	0	14	0	14	28

SCORING SUMMARY

QTR	TEAM	TIME	SCORE
2nd	NEB	06:56	Ervin Jr. 2 yd run (Culp kick)
2nd	NEB	00:34	Toure 68 yd pass from Martinez (Culp kick)
3rd	BUFF	09:17	McNulty 45 yd field goal
4th	NEB	14:47	Ervin Jr. 1 yd run (Culp kick)
4th	NEB	05:53	Toure 68 yd pass from Martinez (Culp kick)

Lincoln (Sept. 11) - Nebraska limited Buffalo to one score, while Adrian Martinez accounted for over 350 yards of total offense in a 28-3 victory over Buffalo.

Martinez completed 13-of-19 passes for 242 yards, including a pair of 68-yard touchdown passes to Samori Toure. The first came with 34 seconds left in the half to give NU a 14-0 lead, while the second one iced the game with just under six minutes remaining.

The game was scoreless until the second quarter when Martinez unleashed a spectacular 71-yard scamper inside the Buffalo 5-yard line. That run set up a 2-yard run by Gabe Ervin Jr., the first of two touchdowns by the freshman.

Martinez finished the first half 7-of-9 through the air for 116 yards, while carrying the ball six times for 110 yards. He finished the game with 354 total yards on 28 attempts, including nine carries for 112 yards.

Nebraska's final margin could have been greater had Martinez's apparent 26-yard touchdown pass to Toure on 4th and 3 on the fourth play of the second quarter not been called back because of an offensive pass interference penalty. Later in the second quarter, an apparent 56-yard touchdown pass to Zavier Betts was wiped off by a holding call on the offensive line. The Huskers also had an apparent touchdown taken off the board on their final drive when quarterback Logan Smothers pitched the ball down the 11-yard line on an option to Will Nixon, who sprinted into the end zone. An illegal forward pass was called, and the call stood upon an official review.

None of the adversity appeared to shake the Blackshirts, who got a huge play in the fourth quarter to help the Huskers take complete control of the outcome.

Linebacker Luke Reimer deflected a pass by Kyle Vantrease that bounded into the air. Reimer adjusted to the ball and plucked it from the air and returned it to the Buffalo 1, setting up Ervin's second score to make it 21-3 with 14:47 left.

Reimer finished with a huge game that included a game and career-high 16 tackles, including seven solo stops, to go along with his interception. Fellow linebacker Nick Henrich added eight tackles and a pair of hurries, while JoJo Domann contributed five stops, including a TFL, and a hurry of his own.

Ervin finished with 10 carries for 56 yards and two scores, while Sevon Morrison contributed eight carries for 24 yards. Overall the Huskers amassed 220 rushing yards on 41 carries, while adding 296 yards through the air, including a 54-yard connection between Smothers and tight end Chris Hickman on the final drive.

Hickman finished with career highs of three receptions for a career-high 90 yards. Toure finished with two receptions for 136 yards on his two 68-yard touchdown catches, marking his second straight 100-yard receiving day.

TEAM STATISTICS

	BUFF	NEB
FIRST DOWNS	19	19
RUSHES-YARDS (NET)	33-135	41-231
PASSING YDS (NET)	224	296
Passes Att-Comp-Int	50-27-1	20-14-0
TOTAL OFFENSE PLAYS-YARDS	83-359	61-527
Fumble Returns-Yards	0-0	0-0
Punt Returns-Yards	0-0	0--3
Kickoff Returns-Yards	2-39	0-0
Interception Returns-Yards	0-0	1-22
Punts (Number-Avg)	6-47.7	5-36.0
Fumbles-Lost	1-0	1-1
Penalties-Yards	10-88	9-71
Possession Time	32:00	28:00
Third-Down Conversions	11 of 22	8 of 15
Fourth-Down Conversions	0 of 2	0 of 0
Red-Zone Scores-Chances	1-2	2-4
Sacks By: Number-Yards	0-0	0-0

RUSHING: BUFF-Marks, Kevin 21-85; McDuffie, Dylan 7-46; Cook, Ron 4-4; Vantrease, Kyle 1-0. **NEB-**Martinez, Adrian 9-115; Ervin Jr., Gabe 10-58; Morrison, Sevon 8-24; Stepp, Markese 9-20; Johnson, Rahmir 4-9; Smothers, Logan 1-2

PASSING: BUFF-Vantrease, Kyle 27-50-1-224-0-21. **NEB-**Martinez, Adrian 13-19-0-242-2; Smothers, Logan 1-1-0-54-0

RECEIVING: BUFF-Williams, Quian 8-93; Ruiz, Jovany 4-33; Johnson, Dominic 3-35; Cook, Ron 3-15; Marks, Kevin 3-5; Stephens, Tyler 2-26; Laborn, Khamran 2-2; McDuffie, Dylan 1-8; Gassett, Jamari 1-7. **NEB-**Hickman, Chris 3-90; Toure, Samori 2-136; Betts, Zavier 2-21; Ervin Jr., Gabe 2-6; Belt, Brody 1-16; Brewington, Chancellor 1-12; Allen, Austin 1-8; Boerkircher, Nate 1-7; Morrison, Sevon 1-0

INTERCEPTIONS: BUFF-None. **NEB-**Reimer, Luke 1-22

FUMBLES: BUFF-Team 2-0. **NEB-**Team 1-1

TACKLES: BUFF- Patterson, James 5-7. **NEB-**Reimer, Luke 7-9

NO. 3 OKLAHOMA 23, NEBRASKA 16

SCORE BY QUARTERS	1	2	3	4	FINAL
Nebraska	3	0	6	7	16
Oklahoma	7	0	9	7	23

SCORING SUMMARY

QTR	TEAM	TIME	SCORE
1st	OU	08:02	Rattler 1 yd run (Brkic kick)
1st	NEB	01:21	Culp 51 yd field goal
3rd	OU	03:50	Hall 1 yd pass from Rattler (Brkic kick)
3rd	NEB	00:08	Martinez 4 yd run (kick failed)
3rd	OU	00:08	Fields 100 yd extra point return
4th	OU	10:24	Brooks 2 yd run (Brkic kick)
4th	NEB	05:38	Manning 21 yd pass from Martinez (Culp kick)

Norman, Okla. (Sept. 18) - Nebraska took No. 3 Oklahoma down to the wire in Norman, but came up just short in a 23-16 setback to the Sooners.

The Huskers held a high-powered Oklahoma offense in check for most of the day, limiting the Sooners to 408 yards of total offense, including 214 through the air. Nebraska nearly matched OU yard-for-yard, managing 384 total yards, including 289 through the air.

Oklahoma survived by converting three drives into touchdowns and adding a defensive two-point conversion after a blocked Nebraska extra-point attempt late in the third quarter. The Huskers were able to answer with two touchdowns and a career-long 51-yard field goal from Connor Culp.

Nebraska's Blackshirts kept the Huskers in it on the road with outstanding performances. JoJo Domann led the Huskers with 12 tackles and a pass breakup, while Deontai Williams added nine stops and a quarterback hurry.

Spencer Rattler marched the Sooners 75 yards on 14 plays in just under seven minutes to open the game. Rattler capped the drive on a one-yard plunge to five OU a 7-0 lead. Nebraska answered with Culp's 51-yard field goal after a 14-play drive of its own to make it 7-3 at the end of the first quarter.

Nebraska started the second half with the ball and marched into field goal range before the drive stalled in the red zone. The Huskers attempted a 35-yard field goal that missed wide left.

The Sooners then put together another long drive, covering 80 yards in 10 plays on a march that took 5:29 and was capped by Rattler's one-yard touchdown pass to Jeremiah Hall to take a 14-3 lead with 3:50 left in the third quarter. Rattler finished 24-of-34 for 214 yards and one touchdown through the air.

Nebraska answered with eight seconds left in the third on Adrian Martinez's four-yard touchdown run to cap a nine-play, 75-yard drive to cut the margin to 14-9. But NU's extra-point try was blocked and picked up on the run by Patrick Fields, who returned it 100 yards to put the Sooners up 16-9.

Oklahoma firmed its grip on victory on a 12-play, 65-yard drive that resulted in a two-yard touchdown run by Kennedy Brooks that put the Sooners up 23-9 with 10:24 left.

Nebraska fought back, as Martinez then found Omar Manning streaking across the middle of the end zone for a touchdown to cut OU's lead to 23-16.

After Nebraska's touchdown, Oklahoma misplayed the kickoff, as Marvin Mims scooped up the ball at the OU 8 and dove out of bounds. But the Sooners strung together three first downs to cross into Nebraska territory and chew up more than four minutes off the clock before the Blackshirts forced a Sooner punt on 4th-and-5 at the NU 48.

Trailing by a touchdown, Nebraska got the ball back with just under a minute left in the game but was unable to move down the field without any timeouts.

Martinez finished 19-of-25 for 289 yards and a touchdown through the air in the game but was sacked five times.

TEAM STATISTICS

	NEB	OU
FIRST DOWNS	18	21
RUSHES-YARDS (NET)	38-95	35-194
PASSING YDS (NET)	289	214
Passes Att-Comp-Int	25-19-1	34-24-0
TOTAL OFFENSE PLAYS-YARDS	63-384	69-408
Fumble Returns-Yards	0-0	0-0
Punt Returns-Yards	0-10	0-0
Kickoff Returns-Yards	1-12	2-31
Interception Returns-Yards	0-0	1-0
Punts (Number-Avg)	2-50.0	4-39.2
Fumbles-Lost	0-0	0-0
Penalties-Yards	8-70	7-70
Possession Time	29:10	30:50
Third-Down Conversions	6 of 14	6 of 11
Fourth-Down Conversions	1 of 3	0 of 0
Red-Zone Scores-Chances	2-4	3-3
Sacks By: Number-Yards	0-0	5-28

RUSHING: OU-Gray, Eric 15-84; Brooks, Kennedy 14-75; Rattler, Spencer 6-35 **NEB-**Johnson, Rahmir 11-42; Martinez, Adrian 17-34; Ervin Jr., Gabe 9-18 Morrison, Sevon 1-1.

PASSING: OU-Rattler, Spencer 24-34-0-214-1. **NEB-**Martinez, Adrian 19-25-1-289-1

RECEIVING: OU-Haselwood, Jadon 6-61; Williams, Mario 3-29; Woods, Mike 3-24; Hall, Jeremiah 3-1; Mims, Marvin 2-32; Stoops, Drake 2-31; Jackson, Cody 2-14; Willis, Brayden 1-11; Stogner, Austin 1-9; Gray, Eric 1-2. **NEB-**Allen, Austin 6-43; Betts, Zavier 3-61; Johnson, Rahmir 3-48; Toure, Samori 3-27; Manning, Omar 2-52; Vokolek, Travis 1-38; Falck, Levi 1-20

INTERCEPTIONS: OU-Graham, D.J. 1-0. **NEB-**None

FUMBLES: OU-None. **NEB-**None

TACKLES: OU-White, DaShaun 5-5. **NEB-**Domann, JoJo 7-5

NO. 20 MICHIGAN ST. 23, NEBRASKA 20

SCORE BY QUARTERS	1	2	3	4	OT	FINAL
Nebraska	0	10	3	7	0	20
Michigan St.	0	13	0	7	3	23

SCORING SUMMARY

QTR	TEAM	TIME	SCORE
2nd	MSU	14:08	Reed 35 yd pass from Thorne (Coghlin kick)
2nd	NEB	11:22	Culp 28 yd field goal
2nd	MSU	08:20	Coghlin 26 yd field goal
2nd	NEB	04:20	Martinez 12 yd rush (Culp kick)
2nd	MSU	01:03	Coghlin 27 yd field goal
3rd	NEB	09:10	Culp 28 yd field goal
4th	NEB	07:29	Martinez 3 yd rush (Culp kick)
4th	MSU	03:47	Reed 62 yd punt (Coghlin kick)
OT	MSU	0:00	Coghlin 21 yd field goal

East Lansing, Mich. (Sept. 25) - Nebraska held Michigan State without a first down in second-half regulation, but the Huskers fell 23-20 in overtime to No. 20 Michigan State.

The Blackshirts held Michigan State scoreless in the second half and led 20-13 before Jayden Reed's 62-yard punt return with 3:47 remaining tied the score. At the time, the defense had held unbeaten Michigan State to five total yards of offense in the second half.

Adrian Martinez, who completed 24-of-34 passes for 244 yards in the game and rushed 21 times for 72 yards including both of Nebraska's scores, threw a third-down interception on NU's opening possession of overtime.

The Blackshirts gave up their only first down after halftime on Kenneth Walker III's 23-yard run to the NU 2 on MSU's first offensive play after the interception. But the defense backed Walker and the Spartans up one yard on the next two plays before Matt Coghlin kicked a 21-yard game-winning field goal.

Nebraska trailed 13-10 at halftime before tying the game on Connor Culp's second field goal of the game to cap a 14-play, 60-yard drive.

The Huskers continued to build offensive momentum as Martinez jogged into the end zone early in the fourth quarter to cap an 11-play, 80-yard drive to give Nebraska its first lead of the game at 20-13 with 7:29 left in regulation.

The Blackshirts continued to dominate, forcing three-and-outs by Michigan State on every second-half possession.

The massive edges in special teams and return yardage (320 yards) were enough to overcome Nebraska's edge in total offense, which was 442-254 on the night.

In addition to 316 yards of total offense from Martinez for the Huskers, Rahmir Johnson led all rushers in the game with 19 carries for 76 yards. Zavier Betts led the Husker receivers with five catches for 62 yards, while Samori Toure had five receptions for 42 yards.

Reed did the most damage for the Spartans in the game, hauling in four receptions for 59 yards including a 35-yard touchdown catch on a second-quarter flea-flicker that gave the Spartans a 7-0 lead. Reed also had two kick returns for 69 yards and totaled 192 all-purpose yards.

The Blackshirts completely shut down MSU quarterback Payton Thorne in the second half, as he finished with 14 completions on 23 attempts for 183 yards in the game. Nebraska held Walker to 39 yards on 16 carries in regulation.

Luke Reimer led the Blackshirts with 11 total tackles, including 1.5 tackles for loss and a half-sack. Nick Henrich pitched in nine stops and half a sack, while Garrett Nelson was a disruptive force in the second half and finished with six tackles and two tackles for loss with one sack.

TEAM STATISTICS

	NEB	MSU
FIRST DOWNS	26	12
NET YARDS RUSHING	50-194	30-71
NET YARDS PASSING	248	183
Completions-Attempts-Int	25-36-1	14-23-1
TOTAL OFFENSE YARDS	86-442	53-254
Fumble Returns-Yards	0-0	0-0
Punt Returns-Yards	1-(-1)	1-62
Kickoff Returns-Yards	1-13	3-84
Interceptions-Yards	1-0	1-62
Punts (Number-Avg.)	7-32.4	6-58.8
Fumbles-Lost	2-1	0-0
Penalties-Yards	6-40	5-44
Possession Time	27:38	22:32
Third-Down Conversions	7 of 20	1 of 10
Fourth-Down Conversions	2 of 2	0 of 1
Red-Zone Scores-Chances	4-5	3-3
Sacks By: Number-Yards	3-18	7-34

RUSHING: MSU-Walker III, Kenneth 19-61; Simmons, Jordon 3-13; Reed, Jayden 1-2; Thorne, Payton 7--5. **NEB**-Johnson, Rahmir 19-76; Martinez, Adrian 21-72; Morrison, Sevion 3-15; Falck, Levi 0-12; Smothers, Logan 3-11; Toure, Samori 1-4; Belt, Brody 1-3; Stepp, Markese 1-2; Manning, Omar 1-1

PASSING: MSU-Thorne, Payton 14-23-1 183 1. **NEB**-Martinez, Adrian 24-34-1 244-0; Smothers, Logan 1-2-0-4-0

RECEIVING: MSU-Mosley, Tre 6-70; Reed, Jayden 4-59; Heyward, Connor 2-39; Joiner, Harold 1-9; Simmons, Jordon 1-6. **NEB**-Betts, Zavier 5-62; Toure, Samori 5-42; Allen, Austin 4 28; Manning, Omar 4-16; Vokolek, Travis 2-29; Johnson, Rahmir 2-11; Belt, Brody 1-24; Falck, Levi 1-22; Morrison, Sevion 1-14

INTERCEPTIONS: MSU-Kimbrough, Chester 1-62. **NEB**-Dismuke, Marquel 1-0

FUMBLES: MSU-None. **NEB**-Toure, Samori 1-0; Martinez, Adrian 1-1

TACKLES: MSU-Henderson, Xavier 10-7. **NEB**-Reimer, Luke 6-5

NEBRASKA 56, NORTHWESTERN 7

SCORE BY QUARTERS	1	2	3	4	FINAL
Northwestern	7	0	0	0	7
Nebraska	21	14	14	7	56

SCORING SUMMARY

QTR	TEAM	TIME	SCORE
1st	NEB	14:10	Martinez 1 yd run (Culp kick)
1st	NEB	09:19	Martinez 1 yd run (Culp kick)
1st	NEB	04:14	Martinez 25 yd run (Culp kick)
1st	NU	01:37	Robinson Jr. 28 yd pass from Hilinski (Kuhbander kick)
2nd	NEB	12:37	Johnson 5 yd run (Culp kick)
2nd	NEB	00:42	Johnson 9 yd run (Culp kick)
3rd	NEB	13:48	Betts 83 yd run (Culp kick)
3rd	NEB	09:16	Toure 38 yd pass from Martinez (Culp kick)
4th	NEB	09:44	Morrison 4 yd run (Culp kick)

Lincoln (Oct. 2) - Nebraska racked up 657 yards of total offense en route to a 56-7 rout of Northwestern on Homecoming.

The Huskers churned out 427 yards and seven touchdowns on the ground on its way to their highest scoring output in a conference game since joining the Big Ten. NU's 657 yards were the most against the Wildcats since at least 2005.

Nebraska sprinted to a 21-0 lead in the game's first 11 minutes on the strength of three touchdown runs by Martinez. The Husker quarterback moved Nebraska with his legs and his right arm, while freshman Jaquez Yant also carried a huge load, posting his first career 100-yard game with 127 yards on 13 carries.

Nebraska needed just 50 seconds to strike, as Martinez found Samori Toure for a 70-yard pass on the first play from scrimmage to set up his own scoring run two plays later. On the Huskers' next possession, Yant exploded for a 64-yard burst to send the Big Red up at the Northwestern 4. Two plays later, Martinez sprinted into the end zone from one yard out for the second time in five minutes to put the Big Red up 14-0. After a 3-and-out by the Blackshirts, Nebraska went 64 yards in 11 plays, as Martinez scored on a 25-yard run to make it 21-0 with 4:14 left in the first quarter.

Northwestern got on the scoreboard late in the first quarter, as Ryan Hilinski connected with Stephon Robinson Jr. on a 28-yard scoring strike. Nebraska rolled 75 yards on 10 plays in four minutes capped by Rahmir Johnson's five-yard touchdown run.

Trailing 28-7, the Wildcats had first and goal at the Husker 1-yard line, but the Blackshirts stiffened and JoJo Domann forced a fumble that Deontre Thomas recovered at the 10-yard line. Domann had nine tackles, including three TFLs and two sacks for the Blackshirts.

Nebraska extended its lead right before halftime, as Johnson's second score of the day, a nine-yard run, made it 35-7. The Huskers put the game out of reach early in the third quarter, needing just three offensive plays for a pair of scores.

After the Blackshirts forced a three-and-out on Northwestern's first drive, Zavier Betts took a pitch and sprinted 83 yards around the left end to paydirt to make it 42-7. On the Huskers' next possession, Martinez found Toure, who finished with 108 receiving yards, for a 38-yard strike to extend the lead to 49-7.

Martinez completed 11-of-17 passes for 202 yards in the air, while rushing for 50 yards on eight carries in less than three quarters of work. Johnson added 74 rushing yards and two scores, as NU had 11 rushers and 11 players haul in at least one catch.

TEAM STATISTICS

	NW	NEB
FIRST DOWNS	17	28
RUSHES-YARDS (NET)	26-37	53-427
PASSING YDS (NET)	256	230
Passes Att-Comp-Int	40-25-0	21-15-0
TOTAL OFFENSE PLAYS-YARDS	66-293	74-657
Fumble Returns-Yards	0-0	0-0
Punt Returns-Yards	0-0	0-0
Kickoff Returns-Yards	1-18	0-0
Interception Returns-Yards	0-0	0-0
Punts (Number-Avg)	6-43.5	1-84.0
Fumbles-Lost	3-1	1-0
Penalties-Yards	6-53	4-19
Possession Time	25:55	34:05
Third-Down Conversions	5 of 14	5 of 9
Fourth-Down Conversions	1 of 3	1 of 2
Red-Zone Scores-Chances	0-1	5-6
Sacks By: Number-Yards	0-0	4-38

RUSHING: NW- Hull, Evan 7-31; Tyus III, Anthony 6-29; Clair, Andrew 6-23; Niro III, Raymond 1-1; Hilinski, Ryan 6--47. **NEB**- Yant, Jaquez 13-127; Betts, Zavier 1-83; Johnson, Rahmir 12-74; Martinez, Adrian 8-50; Stepp, Markese 5-29; Morrison, Sevion 5-26; Smothers, Logan 4-20; Masker, Matt 1-13; Weinmaster, Zach 1-4; Jewett, Cooper 1-3; Manning, Omar 1-1; TEAM 1--3

PASSING: NW- Hilinski, Ryan 25-39-0-256-1; Richardson, Carl 0-1-0-0-0. **NEB**- Martinez, Adrian 11-17-0-202-1; Masker, Matt 3-3-0-17-0; Smothers, Logan 1-1-0-11-0.

RECEIVING: NW- Robinson, Jr., Stephon 8-116; Washington, Malik 3-64; Hull, Evan 3-11; Kirtz, Bryce 3-10; Clair, Andrew 2-22; Lang, Marshall 1-11; Hooper-Price, Genson 1-8; Pugh, Trey 1-6; Mangieri, Charlie 1-5; Gill, Jacob 1-3; Niro III, Raymond 1-0. **NEB**- Toure, Samori 2-108; Falck, Levi 3-38; Betts, Zavier 2-13; Manning, Omar 1-28; Belt, Brody 1-11; Boerkircher, Nate 1-7; Martin, Oliver 1-5; Nixon, Will 1-5; Vokolek, Travis 1-5; Liewer, Wyatt 1-5; Johnson, Rahmir 1-5

INTERCEPTIONS: NW- None. **NEB**-None

FUMBLES: NW-Hilinski, Ryan 2-1; Washington, Malik 1-0. **NEB**-Martinez, Adrian 1-0

TACKLES: NW- Joseph, Brandon 4-6; Gallagher, Bryce 3-7. **NEB**-Domann, JoJo 9-1

NO. 9 MICHIGAN 32, NEBRASKA 29

SCORE BY QUARTERS	1	2	3	4	FINAL
Michigan	0	13	6	13	32
Nebraska	0	0	22	7	29

SCORING SUMMARY

QTR	TEAM	TIME	SCORE
2nd	MICH	09:52	Moody 35 yd field goal
2nd	MICH	03:19	Moody 21 yd field goal
2nd	MICH	00:09	Haskins 3 yd run (Moody kick)
3rd	NEB	12:49	Allen 46 yd pass from Martinez (Culp kick)
3rd	MICH	03:36	Haskins 3 yd run (pass failed)
3rd	NEB	01:24	Johnson 41 yd pass from Martinez (Culp kick)
3rd	NEB	00:52	Falck 13 yd pass from Martinez (Martinez run)
4th	MICH	11:21	Corum 29 yd run (Moody kick)
4th	NEB	07:08	Martinez, 5 yd run (Culp kick)
4th	MICH	03:00	Moody, 31 yd field goal
4th	MICH	01:24	Moody, 39 yd field goal

Lincoln (Oct. 9) - Jake Moody's 39-yard field goal with 1:24 remaining lifted No. 9 Michigan to a 32-29 win over Nebraska.

Moody, who went 4-of-4 on field goals, tied the game at 29 with 3:00 remaining. On the Huskers' next possession, Adrian Martinez fumbled while going for a first down and it was returned 19 yards to the NU 18-yard line. The Blackshirts held the Wolverines to a field goal, giving the Huskers a final chance.

The Huskers moved the ball to midfield after a 25-yard pass from Martinez to Samori Toure, but the Wolverines held on downs and escaped Memorial Stadium with a win.

Michigan took a 6-0 lead after a pair of Moody second-quarter field goals before Hassan Haskins' three-yard touchdown run capped an 11-play, 76-yard drive to give the visitors a 13-0 halftime lead.

Nebraska struck quickly to open the second half, going 75 yards in six plays, as Martinez connected with Austin Allen on a 46-yard touchdown pass. The Wolverines answered with a second three-yard scoring run by Haskins with 3:36 left in the third, but Michigan's two-point pass attempt failed.

Nebraska provided another quick-strike answer, as Martinez capped a five-play, 75-yard drive with a 41-yard touchdown pass to Rahmir Johnson to cut the lead to 19-14. Johnson finished with the first 100-yard receiving game of his career, hauling in six receptions for 105 yards, while adding 67 rushing yards.

On Michigan's next possession, Deontai Williams intercepted a Cade McNamara pass and returned it to the UM 13-yard line. On the next play, Martinez hit Levi Falck on a 13-yard touchdown pass to give Nebraska a 20-19 lead with 52 seconds left in the third quarter. Martinez, who threw three TD passes, capped the score with a two-yard run for a two-point conversion to make it 22-19.

Michigan regained the lead on a 10-play, 75-yard drive capped by Blake Corum's 29-yard touchdown run with 11:21 left in the game. Nebraska regrouped and went 75 yards in eight plays, as Martinez's 5-yard run gave NU a 29-26 lead with 7:08 left.

The Wolverines then found another answer with a nine-play, 69-yard drive in 4:01 capped by Moody's 31-yard field goal to tie the game with three minutes left.

In an evenly played game, Michigan finished with 459 yards compared to 431 for the Huskers. Martinez led the offense with 18 completions on 28 attempts for 291 yards and three scores. He added eight carries for 38 yards and another touchdown and his two-point conversion. Haskins led Michigan on the ground with 123 yards and two scores on 21 attempts, while Corum contributed 89 yards and a touchdown on 13 totes.

TEAM STATISTICS	MICH	NEB
FIRST DOWNS	26	19
RUSHES-YARDS (NET)	42-204	32-140
PASSING YDS (NET)	255	291
Passes Att-Comp-Int	39-22-1	28-18-1
TOTAL OFFENSE PLAYS-YARDS	81-459	60-431
Fumble Returns-Yards	0-0	0-0
Punt Returns-Yards	0--8	0-0
Kickoff Returns-Yards	3-57	0-0
Interception Returns-Yards	1-0	1-20
Punts (Number-Avg)	4-50.8	4-47.5
Fumbles-Lost	1-0	2-1
Penalties-Yards	6-55	6-47
Possession Time	34:24	25:36
Third-Down Conversions	6 of 15	3 of 11
Fourth-Down Conversions	0 of 0	1 of 3
Red-Zone Scores-Chances	6-6	2-3
Sacks By: Number-Yards	1-2	2-13

RUSHING: MICH-Haskins, Hassan 21-123; Corum, Blake 13-89; McCarthy, J.J. 3-10; Edwards, Donovan 1-3; **TEAM** 2--6; McNamara, Cade 2--15. **NEB**-Johnson, Rahmir 17-67; Martinez, Adrian 8-38; Toure, Samori 1-16; Yant, Jaquez 4-14; Falck, Levi 1-6; Betts, Zavier 1--1.

PASSING: MICH-McNamara, Cade 22-38-1-255-0; McCarthy, J.J. 0-1-0-0-0. **NEB**-Martinez, Adrian 18-28-1-291-3.

RECEIVING: MICH-Baldwin, Daylen 6-64; Corum, Blake 5-37; Johnson, Cornelius 4-37; Sainristil, Mike 2-52; Schoonmaker, Luke 2-29; All, Erick 2-26 Honigford, Joel 1-10. **NEB**-Johnson, Rahmir 6-105; Toure, Samori 3-37; Falck, Levi 3-31; Allen, Austin 2-59; Martin, Oliver 2-39; Manning, Omar 2-20.

INTERCEPTIONS: MICH-Hill, Dixton 1-0. **NEB**-Williams, Deontai 1-20

FUMBLES: MICH-Henning, A.J. 1-0. **NEB**-Betts, Zavier 1-0; Martinez, Adrian 1-1

TACKLES: MICH- Ross, Josh 1-7. **NEB**-Henrich, Nick 3-12

MINNESOTA 30, NEBRASKA 23

SCORE BY QUARTERS	1	2	3	4	FINAL
Nebraska	3	6	7	7	23
Minnesota	7	14	0	9	30

SCORING SUMMARY

QTR	TEAM	TIME	SCORE
1st	MINN	06:33	Spann-Ford 5 yd pass from Kramer (Trickett kick)
1st	NEB	03:59	Culp 50 yd field goal
2nd	MINN	14:53	Brown-Stephens, 28 yd pass from Morgan (Trickett kick)
2nd	NEB	05:47	Johnson 6 yd run (kick failed)
2nd	MINN	01:53	Autman-Bell 7 yd pass from Morgan (Trickett kick)
3rd	NEB	09:29	Johnson 1 yd run (Culp kick)
4th	MINN	04:45	Otomewo safety
4th	MINN	02:12	Williams 56 yd run (Trickett kick)
4th	NEB	01:12	Allen 9 yd pass from Martinez (Culp kick)

Minneapolis, Minn. (Oct. 16) - Nebraska could not overcome a slow start in a 30-23 loss to Minnesota. The Huskers trailed 21-9 at the half before the Blackshirts led the Huskers on a comeback.

On Minnesota's first possession of the second half, the Gophers drove to the NU 33 before Tanner Morgan's pass was picked off. The Huskers were unable to turn that interception into points, but on Minnesota's next offensive play, Morgan was intercepted again, this time by Deontai Williams - his fourth of the season - to put the Nebraska offense back in business. Rahmir Johnson then turned the Minnesota mistake into points with one-yard run to pull Nebraska within 21-16 with 9:19 left in the third quarter.

The Blackshirts then forced a three-and-out on Minnesota's ensuing drive, setting the Big Red offense up with excellent field position at the Gopher 47. Martinez quickly led Nebraska back to the red zone. The Huskers had first-and-goal and eventually got to the Minnesota 1, but Jaquez Yant was stuffed on fourth down. NU forced another three-and-out, but the Husker offense was unable to convert and missed a 27-yard field goal on the first play of the fourth quarter.

The score remained 21-16 deep into the fourth quarter and Nebraska gained possession with just under five minutes remaining and 89 yards in front of them. But on the first play of the drive, Martinez retreated in the pocket and was corralled in the end zone. He unleashed a ball toward the Minnesota sideline, but there was no Husker receiver in the area and he was flagged for intentional grounding, resulting in a safety. Just over two minutes later, Bryce Williams, who ran for 127 yards on 17 carries, blasted through the line on third-and-short and rumbled 56 yards for a touchdown to make it 30-16.

Nebraska rallied, as the Huskers went 75 yards in a minute, capped by a touchdown pass from Martinez to Austin Allen, who finished with five catches for a career-high 121 yards. NU tried an onside kick, but the Gophers recovered and ran out the clock.

Martinez completed 18-of-33 passes for 241 yards, while Rahmir Johnson led the Nebraska ground game with 11 carries for a career-high 83 yards and a score. Morgan completed 20-of-24 passes for 209 yards and two touchdowns. Chris Autman-Bell led the Minnesota receivers with nine catches for 103 yards and a score, while Mike Brown-Stephens added three receptions for 58 yards and a touchdown of his own.

JoJo Domann and Garrett Nelson led the Blackshirts with eight tackles apiece, while Cam Taylor-Britt, Deontai Williams and Nick Henrich all pitched in seven stops. Taylor-Britt and Williams added the two biggest defensive plays with momentum-changing interceptions, while Taylor-Britt also notched a 12-yard sack to stop another Gopher drive.

TEAM STATISTICS	NEB	MINN
FIRST DOWNS	19	22
RUSHES-YARDS (NET)	31-136	43-182
PASSING YDS (NET)	241	214
Passes Att-Comp-Int	33-18-0	25-21-2
TOTAL OFFENSE PLAYS-YARDS	64-377	68-396
Fumble Returns-Yards	0-0	0-0
Punt Returns-Yards	0-6	0-3
Kickoff Returns-Yards	0-0	2-31
Interception Returns-Yards	2-0	0-0
Punts (Number-Avg)	4-48.2	4-43.2
Fumbles-Lost	0-0	0-0
Penalties-Yards	3-25	3-25
Possession Time	21:59	38:01
Third-Down Conversions	4 of 12	3 of 9
Fourth-Down Conversions	0 of 2	1 of 1
Red-Zone Scores-Chances	3-5	2-2
Sacks By: Number-Yards	1-12	2-19

RUSHING: MINN-Williams, Bryce 17-127; Irving, Mar'Keis 7-28; Thomas, Ky 7-23; Kramer, Cole 6-20; **TEAM** 3--8; Morgan, Tanner 3--8. **NEB**-Johnson, Rahmir 11-83; Betts, Zavier 1-27; Yant, Jaquez 6-24; Morrison, Sevion 4-19; Martin, Oliver 1-0; Martinez, Adrian 8--17

PASSING: MINN-Morgan, Tanner 20-24-2-209-2; Kramer, Cole 1-1-0-5-1. **NEB**-Martinez, Adrian 18-33-0-241-1

RECEIVING: MINN- Autman-Bell, Chris 11-103; Brown-Stephens, Mike 3-58; Spann-Ford, Brevyn 3-23; Wright, Dylan 2-17; Boyd, Brady 1-12; Irving, Mar'Keis 1-1. **NEB**-Allen, Austin 5-121; Falck, Levi 4-36; Manning, Omar 3-34; Betts, Zavier 2-35; Johnson, Rahmir 1-6; Liewer, Wyatt 1-6; Vokolek, Travis 1-2; Toure, Samori 1-1

INTERCEPTIONS: MINN-None. **NEB**-Taylor-Britt, Cam 1-0; Williams, Deontai 1-0

FUMBLES: MINN-None. **NEB**-None

TACKLES: MINN-Gibbens, Jack 5-3. **NEB**-Domann, JoJo 4-4; Nelson, Garrett 4-4