

# NEBRASKA

**NEBRASKA  
CORNHUSKERS**  
(1-1, 0-1 BIG)



**BUFFALO  
BULLS**  
(1-0)

**SATURDAY, SEPT. 11 • 2:30 P.M. CT • LINCOLN, NEB. • MEMORIAL STADIUM • FIELDTURF**

Nebraska stays at home for a second consecutive week when the Huskers welcome the Buffalo Bulls to Memorial Stadium for a non-conference matchup. Game time in Lincoln is set for shortly after 2:30 p.m. with BTN providing television coverage.

Nebraska enters the game with a 1-1 record after defeating Fordham, 52-7, in its home opener last Saturday at Memorial Stadium. The Huskers broke open a close game midway through the second quarter with a pair of late touchdowns to take a 17-point halftime advantage. In the second half, the Huskers rolled on offense, tacking on 28 points, while the defense shut out the Rams in the second half on the way to the victory.

In addition to holding Fordham to just one score, the Nebraska defense was opportunistic, producing three takeaways that led directly to 21 Husker points.

Buffalo heads into the contest with a 1-0 record following an impressive 69-7 rout of Wagner last Thursday evening at Buffalo. The Bulls surged to a 38-0 lead at halftime and cruised to the victory. Buffalo amassed 569 yards of total offense, while limiting Wagner to just 97 yards of total offense. The Bulls are in their first season under the direction of Head Coach Maurice Linguist, who joined the school after a brief stint at Michigan and served as the Dallas Cowboys' cornerbacks coach in 2020.

The matchup is the first-ever meeting between the two schools and the Huskers' third matchup with a Mid-American Conference opponent in the past five years.

## THIS WEEK'S NUMBERS

**20**

Saturday's game will fall on the 20th anniversary of the 9/11 terrorist attacks in the United States. Nebraska played the first major college game following 9/11, taking on Rice in a re-scheduled game on Thursday, Sept. 20, 2001 at Memorial Stadium.

**300**

Nebraska rushed for 329 yards and passed for 304 yards in the victory over Fordham. The offensive output marked the third time in school history Nebraska has topped 300 yards in both rushing and passing (SDSU, 2013; @ Illinois, 2019).

**6**

The Nebraska defense has held opponents to less than 400 yards in six consecutive games dating back to the final four games of the 2020 season. That is the longest streak of allowing less than 400 yards since also holding six straight opponents under 400 yards to complete the 2012 regular season.

## 2021 NEBRASKA FOOTBALL SCHEDULE

Aug. 28	@ Illinois*	FOX	L, 30-22	NU suffers first-ever August loss
<b>Sept. 4</b>	<b>Fordham</b>	<b>BTN</b>	<b>W, 52-7</b>	<b>Nebraska tops 300 rushing and passing</b>
<b>Sept. 11</b>	<b>Buffalo</b>	<b>BTN</b>	<b>2:30 p.m.</b>	<b>1st-ever meeting between the schools</b>
Sept. 18	@ Oklahoma	FOX	11 a.m.	50th anniversary of the "Game of the Century"
Sept. 25	@ Michigan State*	TBA	TBA	1st meeting in East Lansing since 2014
<b>Oct. 2</b>	<b>Northwestern*</b>	<b>TBA</b>	<b>6:30 p.m.</b>	<b>Last 4 games decided by one possession</b>
<b>Oct. 9</b>	<b>Michigan*</b>	<b>TBA</b>	<b>TBA</b>	<b>Michigan's first trip to Lincoln since 2012</b>
Oct. 16	@ Minnesota*	TBA	TBA	NU's most frequent B1G opponent (61 games)
<b>Oct. 30</b>	<b>Purdue*</b>	<b>TBA</b>	<b>TBA</b>	<b>Past 2 games both played in West Lafayette</b>
<b>Nov. 6</b>	<b>Ohio State*</b>	<b>TBA</b>	<b>TBA</b>	<b>Huskers face OSU for 6th straight year</b>
Nov. 20	@ Wisconsin*	TBA	TBA	Teams did not play last year due to COVID
<b>Nov. 26</b>	<b>Iowa*</b>	<b>BTN</b>	<b>12:30 p.m.</b>	<b>NU's 32nd straight "Black Friday" game</b>

All times Central; Home games in **bold**; \*Big Ten Conference game

## NEBRASKA

- **2021 Record:** 1-1, 0-1
- **Last Game:** vs. Fordham (W, 52-7)
- **Streak:** Won 1
- **AP Rank:** Not Ranked
- **Coaches Rank:** Not Ranked
- **Head Coach:** Scott Frost
- **Nebraska Record:** 13-21 (4th year)
- **Career Record:** 32-28 (6th year)
- **Record vs. Buffalo:** first meeting

## BUFFALO

- **2021 Record:** 1-0
- **Last Game:** vs. Wagner (W, 69-7)
- **Streak:** Won 2
- **AP Rank:** Not Ranked
- **Coaches Rank:** Not Ranked
- **Head Coach:** Maurice Linguist
- **Buffalo Record:** 1-0 (1st year)
- **Career Record:** Same
- **Record vs. Nebraska:** first meeting

## SERIES HISTORY

- **All-Time Series:** first meeting

## TV INFORMATION



**Play-by-Play:** Brandon Gaudin  
**Analyst:** J Leman  
**Sidelines:** Rick Pizzo  
**Fox Sports App**

## HUSKERS RADIO NETWORK



**Play-by-Play:** Greg Sharpe  
**Analysis:** Matt Davison  
**Sidelines:** Jeremiah Sirls  
**Pre/Post-Game Shows:** Jessica Coody  
**Huskers.com & Huskers App**



## NEBRASKA COMMUNICATIONS

### CREDENTIAL REQUESTS

To request a credential for home games visit:  
<http://www.huskers.com/media>

### FOOTBALL CONTACTS

**Associate A.D./Comm.....Keith Mann**  
Phone ..... 402-472-0237  
E-Mail ..... kmann@huskers.com

**Sr. Assoc. Comm. Dir.....Shamus McKnight**  
Phone ..... 402-472-7772  
E-Mail ..... smcknight@huskers.com

**Associate Director.....Matt Smith**  
Phone ..... 402-472-7780  
E-Mail ..... msmith@huskers.com

**Admin. Assoc. (Credentials) ... Vicki Capazo**  
Phone ..... 402-472-2263  
E-Mail ..... vcapazo@huskers.com

### MAILING ADDRESS

One Memorial Stadium  
P.O. Box 880123  
Lincoln, NE 68588-0123  
(402) 472-2263  
sportsinfo@huskers.com

**Shipping Address:** 600 Stadium Drive

## COACH & PLAYER AVAILABILITY

### MONDAY

Selected players and Coach Frost will be available following practice at a press conference on Level 6 of West Memorial Stadium beginning at 11:30 a.m. (12:30 on 9/6). Live video will be available for free through Nebraska's social media accounts and on Huskers.com. A complete video and transcript will be made available to media in the afternoon.

### TUESDAY

Selected assistant coaches and players will be available following practice on the North Stadium concourse (media should enter through Gate 14).

### WEDNESDAY.

No media availability.

### THURSDAY

Coach Frost will be available following practice on the North Stadium concourse (media should enter through Gate 14). Coach Frost or a Husker assistant coach will appear on the Nebraska Football Radio Hour at 7 p.m.

### FRIDAY

No media availability.

### SATURDAY

Coach Frost and requested players will be available post-game in the weight room inside the Osborne Athletic Complex in North Stadium for home games and in a designated area for road games.

## GENERAL MEDIA POLICIES

All player and coach interviews must be arranged at least one day in advance through the Nebraska Communications Office. To request an interview, contact Keith Mann, Shamus McKnight or Matt Smith. All post-practice interviews will be conducted on the North Stadium concourse. Interviews will not be conducted in the weight room, Student Life Complex, training room, hallways or the tunnel leading from the locker room to the field. The Nebraska locker room, training room and football office meeting rooms are **OFF LIMITS** to the media. When arriving for post-practice interviews, media should come to Gate 14 outside the Northeast corner of Memorial Stadium.

Student-athlete cell phone numbers will **NOT** be given to the media, and media should not contact or message student-athletes directly through social media platforms. **PRACTICES ARE CLOSED** to the media and to the general public during the season.

After all games, Nebraska's **LOCKER ROOM IS CLOSED**. Head Coach Scott Frost and requested players will be brought to the postgame interview room after a brief cooling off period. At home, the postgame interview room is located in the strength complex of the Osborne Athletic Complex. Media are asked to wait to set up equipment until the conclusion of halftime. On the road, Coach Frost and requested players will be brought to the designated interview area. **NO INTERVIEWS** will be conducted on the field as the players are returning to the locker room.

**MEDIA MAY NOT PROVIDE LIVE COVERAGE OF ANY PRESS CONFERENCE ON ANY DIGITAL PLATFORM OR WEBSITE.**

### PHONE INTERVIEWS

Media wishing to try to arrange a phone interview with Coach Frost may contact Keith Mann for availability. Please contact the Communications Office as far in advance as possible. Out-of-town media requesting phone interviews with players should contact Keith Mann or Shamus McKnight with those requests, preferably on Sundays, but no later than 10 a.m. CT on Monday of game week. Other than rare exceptions, these interviews will take place only during the Monday press conference window or following Tuesday practice.

### NEBRASKA FOOTBALL HEAD SHOTS

Contact the Nebraska Communications office to request action photos and head shots.

### HUSKERS.COM & COLLEGEPRESSBOX.COM

Huskers.com is the official site of Nebraska Athletics and includes updated stats, game notes, depth chart and extensive quotes and audio and video from Nebraska's Monday press conference. A PDF version of the 2021 Nebraska Media Guide is available on Huskers.com.

Collegepressbox is the official media website for FBS football. Access and download game notes, quotes, stats, media guides, headshots, logos and more for all FBS schools, conferences, postseason games, awards and the College Football Playoff. Register for an account at collegepressbox.com/register.

### GAME CREDENTIALS

Media may request credentials for home games at Huskers.com/media. Follow the steps on the website to complete the application. You will receive an e-mail confirming your application and an approval/denial e-mail. Contact Vicki Capazo at (402) 472-2263 with questions. Photo ID will be required to access the stadium on game day and the name on your photo ID and credential must match. Single-game credentials will not be mailed and must be picked up on game day at media will call. Single-game parking passes will be mailed to media.

### HUSKERS RADIO NETWORK

The Huskers Radio Network brings Nebraska football to fans across the nation and the world. A list of affiliates can be found in the 2021 Nebraska Football Media Guide (online at Huskers.com) and all radio broadcasts are available live on Huskers.com and the Official Husker App.

**THE UNIVERSITY OF NEBRASKA-LINCOLN CURRENTLY REQUIRES A FACE COVERING IN ALL INDOOR SPACES.**

MONDAY, SEPT. 6	TUESDAY, SEPT. 7	WEDNESDAY, SEPT. 8	THURSDAY, SEPT. 9	FRIDAY, SEPT. 10	SATURDAY, SEPT. 11
<b>PRACTICE</b> Morning Practice  Weekly press conference: • 1 p.m. - Coach Frost • 1:30 p.m. - Players	<b>PRACTICE</b> Morning Practice  Available after practice: • Selected Assistants • Selected Players (appx. 10:30 a.m.)	<b>PRACTICE</b> Morning Practice  <b>NO MEDIA ACCESS</b>	<b>PRACTICE</b> Morning Practice  Available after practice: • Coach Frost (appx. 10:50 a.m.)	<b>PRACTICE</b> Morning Practice  <b>NO MEDIA ACCESS</b>	<b>GAME DAY</b> Nebraska vs. Buffalo 2:30 p.m. CT (BTN)
			<b>NEBRASKA FOOTBALL RADIO HOUR (HSN)</b> 7 p.m. - Coach Frost		<b>POST-GAME</b> Available after game: • Scott Frost • Selected players

### NEBRASKA VS. MAC OPPONENTS (PAST 5 GAMES)

SEASON	OPPONENT	SITE	RESULT	SCORE
1989	Northern Illinois	Lincoln	Won	48-17
1990	Northern Illinois	Lincoln	Won	60-14
1997	Akron	Lincoln	Won	59-14
2007	Ball State	Lincoln	Won	41-40
2008	Western Michigan	Lincoln	Won	47-24
2017	Northern Illinois	Lincoln	Loss	17-21
2019	Northern Illinois	Lincoln	Won	44-8

### SERIES HISTORY: NEBRASKA VS. BUFFALO

Saturday's game is the first all-time meeting between Nebraska and Buffalo, and Nebraska's first against a Mid-American Conference opponent since a victory over Northern Illinois in 2019.

- The matchup with Buffalo marks the second straight week the Huskers have faced an opponent from the state of New York, following last week's win over Fordham. Before last week, Nebraska last faced an opponent from New York in a 1984 game at Syracuse.
- The Fordham and Buffalo games mark the first time Nebraska has played consecutive non-conference games against opponents from the same state since 2006 matchups against Louisiana Tech and Nicholls State.
- Nebraska is 6-1 all-time against members of the Mid-American Conference, with the lone loss being the 21-17 setback against NIU in 2017.
- Following Saturday's game with Buffalo, Nebraska also has future games scheduled against MAC opponents in 2023 (Northern Illinois), 2025 (Akron), 2026 (Ohio), and 2027 (Northern Illinois).

### HUSKERS TO WEAR HUSKERS UNITED ADIDAS UNIFORMS

Nebraska will wear an alternate uniform for Saturday's matchup with Buffalo. Nebraska and adidas created a uniform design focused around the team's unity on and off the field. The creation of the all-over snow camo print is a nod to *Huskers United* – the great camaraderie shown by the Nebraska football team.

As part of the all-white uniform, adidas utilized a retro NU logo and a retro numerical font with a satin finish for added flare. This look is completed by reflective shoulder stripes for added flash. Nebraska will wear the uniform this weekend in part to pay tribute to first responders, police, fire and rescue personnel.

### NEBRASKA OFFENSE BREAKS OUT VS. RAMS

Nebraska got its offense rolling in the final three quarters and posted several impressive statistical marks in the process.

- Nebraska finished the game with 329 rushing yards and 304 passing yards to roll up 633 yards of total offense. It was Nebraska's best offensive output since posting 674 yards of total offense at Illinois in 2019.
- The win over Fordham marked the fifth time Nebraska has topped 600 yards in Scott Frost's four seasons as head coach. Among Big Ten schools, only Ohio State (8) has more 600-yard games in that time span.
- Nebraska's 300-300 offensive output is a rare statistical feat in school history. The Huskers had reached that mark just twice previously against South Dakota State in Lincoln in 2013 and at Illinois in 2019.
- Nebraska has accounted for two of the seven 300/300 games by Big Ten teams over the past four years (Ohio State-3; Maryland-1; Penn State-1).
- The Huskers scored 52 points in the game, surpassing the 50-point mark for the first time since a 54-7 win at Maryland in 2019.
- Nebraska receiver Samori Toure caught eight passes for 133 yards. His receiving yardage total is the most by a Husker since JD Spielman had 160 receiving yards at Illinois in 2019.
- Running back Markese Stepp rushed 18 times for 101 yards to post his first career 100-yard rushing game. It marked the third straight game dating back to last season the Huskers have had a runner top the century mark.

### BLACKSHIRTS TIGHTEN UP IN VICTORY

The veteran Nebraska Blackshirt defense showed its teeth in the second half of the victory over Fordham on Saturday. Nebraska held the Rams scoreless in the second half and allowed just 71 total yards after intermission.

The defense also showed its ball-hawking abilities against Fordham, intercepting three passes inside Husker territory to thwart Ram scoring threats.

- The seven points allowed was the fewest by the Blackshirt defense since also allowing seven points at Maryland in a 54-7 victory in November of 2019.

### BIG TEN STANDINGS

#### WEST DIVISION

Place	Team	Overall	Big Ten
1.	Iowa	1-0	1-0
2.	Illinois	1-1	1-0
3.	Purdue	1-0	0-0
4.	<b>Nebraska</b>	<b>1-1</b>	<b>0-1</b>
5.	Wisconsin	0-1	0-1
	Minnesota	0-1	0-1
	Northwestern	0-1	0-1

#### EAST DIVISION

Place	Team	Overall	Big Ten
1.	Michigan State	1-0	1-0
	Ohio State	1-0	1-0
	Penn State	1-0	1-0
4.	Michigan	1-0	0-0
	Rutgers	1-0	0-0
	Maryland	1-0	0-0
7.	Indiana	0-1	0-1

### PLAYER OF THE WEEK NOMINEES

OPP.	OFF.	DEF.	SPEC.	FROSH
ILL	--	--	--	--
FORD	Toure	Williams	--	--
BUFF				
OKLA				
MSU				
NW				
MICH				
MINN				
PUR				
OSU				
WISC				
IOWA				

**Bold indicates winner**

### 2021 HUSKER HONORS

#### AUSTIN ALLEN, SR., TE

- Senior Bowl Watch List
- Mackey Award Watch List

#### CONNOR CULP, SR., PK

- Lou Groza Award Watch List

#### DAMION DANIELS, SR., DL

- Senior Bowl Watch List

#### MARQUEL DISMUKE, SR., S

- Senior Bowl Watch List

#### JOJO DOMANN, SR., OLB/NICKEL

- Senior Bowl Watch List
- Bronko Nagurski Trophy Watch List

#### CAM JURGENS, SO., C

- Rimington Trophy Watch List

#### ADRIAN MARTINEZ, JR., QB

- Senior Bowl Watch List
- Maxwell Award Watch List
- Johnny Unitas Golden Arm Award Watch List
- Allstate AFCA Good Works Team Nominee

#### BEN STILLE, SR., DL

- Senior Bowl Watch List

#### CAM TAYLOR-BRITT, SR., CB

- Senior Bowl Watch List

#### SAMORI TOURE, SR., WR

- Senior Bowl Watch List

#### TRAVIS VOKOLEK, SR., TE

- Senior Bowl Watch List

#### DEONTAI WILLIAMS, SR., S

- Senior Bowl Watch List

## LAST TIME OUT

### NEBRASKA 52, FORDHAM 7

Team Stats	FORD	NU
First Downs	12	34
Rushes-Yards	28-129	65-329
Passes	18-30-3	21-30-0
Passing Yards	163	304
Total Offense	292	633
3rd Downs	2-of-13	12-of-19
Turnovers	3	2
Penalties	2-15	2-10
Time of Possession	23:39	36:21

#### NU Rushing Leaders

Markese Stepp—18 carries, 101 yards  
 Samori Toure—3 carries, 35 yards, TD  
 Logan Smothers—4 carries, 36 yards  
 Adrian Martinez—8 carries, 33 yards, 2 TD  
 Sevon Morrison—9 carries, 31 yards, 2 TD

#### NU Passing Leader

Adrian Martinez—17-23-0, 254 yards, 1 TD

#### NU Receiving Leaders

Samori Toure—8 catches, 133 yards  
 Austin Allen—4 catches, 61 yards

#### NU Defensive Leaders

Deontai Williams—4 tackles, 2 INT  
 Quinton Newsome—5 tackles, sack  
 JoJo Domann—5 tackles, INT

## NOTING GAME 2

- Nebraska improved to 13-0 all-time against FCS opponents, while winning its 34th home opener in the past 36 seasons.
- The Huskers rushed and passed for more than 300 yards for just the third time in school history.
- **Adrian Martinez** became the third player in Nebraska history to surpass 500 career completions and also to surpass 6,000 career passing yards. He joined Tommy Armstrong Jr. and Taylor Martinez on both of those lists.
- Senior receiver **Samori Toure** caught eight passes for 133 yards for his ninth career 100-yard receiving game. He had eight 100-yard games at Montana, including six in 2019.
- Running back **Markese Stepp** rushed 18 times for 101 yards, marking his first career 100-yard rushing game.
- Tight end **Austin Allen** caught four passes for a career-high 61 yards. The yardage total bettered his previous career high of 43 receiving yards vs. Illinois in 2020.
- Senior safety **Deontai Williams** had two interceptions. Williams is the first Husker with two interceptions in a game since Myles Farmer had a pair of interceptions last season at Northwestern.
- Safety **Marquel Dismuke** blocked a field goal. It was his first career blocked field goal and the second blocked kick of his career (punt in 2018). Dismuke's blocked FG was the first since Randy Gregory blocked a field goal against Minnesota in November of 2014.
- Nebraska's takeaways were its most since having four at Maryland in 2019.
- Fordham linebacker Ryan Greenhagen recorded 30 tackles. Greenhagen's tackle total is a Nebraska opponent record and tied the Memorial Stadium record (Clete Pillen, Nebraska vs. Oklahoma State, 1976).

- Nebraska's three takeaways were its most since forcing four turnovers at Maryland in 2019. Nebraska intercepted three passes in a game for the first time since picking off three passes in the 2019 season opener against South Alabama.
- Nebraska allowed Fordham to gain 292 yards of total offense in the 52-7 Husker victory. It marked the sixth straight game Nebraska has allowed less than 400 yards when including the final four games of the 2020 season. That is the first time Nebraska has allowed less than 400 yards in six straight games since the final six games of the 2012 regular season.

## FOUR HUSKERS SERVING AS 2021 TEAM CAPTAINS

**Austin Allen, Damion Daniels, Adrian Martinez** and **Cam Taylor-Britt** were elected as captains for the 2021 season. Martinez, who was also selected as a team captain in 2019 and 2020, is the first three-time captain in the history of Nebraska football.

- Allen has played in 34 games in his Husker career with 14 starts. He was named to the preseason watch list for the Mackey Award (nation's best tight end) and was selected for the Senior Bowl watch list. He has caught 33 passes in his career for 457 yards.
- Daniels is the second member of his family to be selected as a Nebraska captain, as his older brother Darrion was a team captain for the 2019 season. Damion and Darrion are the ninth brothers to each serve as Husker captains, and the first since Ty Steinkuhler (2008) and Baker Steinkuhler (2012) were each captains as seniors. Damion has played in 34 career games and totaled a career-high 20 tackles as Nebraska's starting nose guard in 2020.
- The first three-time captain in program history, Martinez is in his fourth season as Nebraska's starting quarterback. Martinez has started 29 games in his career, and he owns one Nebraska game record, five season marks and four career records. He has completed nearly 64 percent of his passes in his career. Martinez boasted the fourth-best completion percentage of any FBS quarterback last season, and he entered the 2021 season as one of only four players in the country with 5,000 career passing yards and 1,500 career rushing yards.
- Taylor-Britt was a second-team All-Big Ten selection last season. The cornerback led the Huskers with four pass breakups in 2020, and he tied for the team lead with a pair of interceptions. His coverage ability helped Nebraska limit four of its eight opponents to fewer than 200 yards passing during the 2020 season. Taylor-Britt, who has started 18 games in his career, was also Nebraska's top punt returner last season, averaging more than 13 yards per return.

## FROST IN FOURTH SEASON LEADING HUSKERS

**Scott Frost** is set for his fourth season at Nebraska in 2021. The consensus 2017 national coach of the year, Frost boasts a 32-28 career record in five seasons as a collegiate head coach.

- Frost is 13-21 in four seasons at Nebraska with 11 losses by a touchdown or less, including eight by five or fewer points.
- Nebraska went 3-5 in the abbreviated 2020 season. Three of the Huskers' five losses were by a touchdown or less, including two one-possession losses to Northwestern and Iowa teams that both finished the year ranked in the top 20.
- Frost has been a proven winner in his coaching career. In his 15th season as a full-time assistant or head coach, Frost's teams have posted a 135-46 record, averaging better than nine wins per season. Frost has been a part of seven conference championship teams in his 14 seasons and has twice coached in the national championship game.
- At UCF, Frost became the first coach in FBS history to turn a winless team into an undefeated team in just two years.
- Frost's teams have been ranked in the top 15 in 10 of his 14 seasons, including eight final top-10 rankings and six final top-five rankings.

## HUSKER COACHING STAFF RETURNS INTACT FROM 2020

All 10 Nebraska assistant coaches returned for the 2021 campaign. This year marked the first time since the 2014 season that Nebraska returns its entire coaching staff from the previous season.

- Of Frost's 10 assistant coaches, seven have been with him in each of his six seasons as a collegiate head coach, while Mike Dawson has been on five of Frost's six staffs.
- In addition to Scott Frost being recognized as the 2017 national coach of the year while at UCF, the Husker staff features three Broyles Award nominees in defensive coordinator **Erik Chinander** (2016 at UCF), offensive coordinator **Matt Lubick** (2012 at Duke) and quarterbacks coach **Mario Verduzco** (2018 at Nebraska). The Broyles Award is presented annually to the nation's top assistant coach. Lubick was also named the national wide receivers coach of the year and an AFCA Assistant Coach of the Year finalist in 2012.

### 2020 FBS COMPLETION PERCENTAGE LEADERS

RK	PLAYER	TEAM	PCT.
1.	Mac Jones	Alabama	77.4
2.	Zach Wilson	BYU	73.5
3.	Dustin Crum*	Kent St.	73.5
4.	<b>Adrian Martinez*</b>	<b>Nebraska</b>	<b>71.5</b>
5.	Matt Corral*	Ole Miss	70.9

\*returning player

### MARTINEZ RANKS AMONG NATION'S TOP QUARTERBACKS

Quarterback **Adrian Martinez** has put up statistics in his Nebraska career that have him ranked among the Nebraska all-time leaders in several categories. Martinez has thrown for 6,114 yards in his career, rushed for 1,920 yards and totaled 8,034 yards of offense. He owns four Nebraska career records, five season records and one game record.

- Martinez is Nebraska's all-time leader in total offensive yards per game (267.8), 400-yard total offense games (5) and 300-yard total offense games (14). He has produced five of Nebraska's 17 individual 400-yard total offense performances.
- Martinez averaged a school-record 295.1 yards of total offense per game as a true freshman in 2018. That average ranked 12th nationally, led all freshmen and was the ninth-highest average by a freshman in NCAA history, including the third-best mark ever by a true freshman.
- Martinez also set Nebraska season records for 300-yard total offense games (7) and 400-yard total offense games (3) in 2018.
- Martinez is one of only four active FBS quarterbacks who entered the 2021 season with 5,000 career passing yards and 1,500 career rushing yards.
- Against Fordham, Martinez became just the third Husker quarterback to complete 500 career passes and surpass 6,000 career passing yards. He joined Tommy Armstrong Jr. and Taylor Martinez in reaching those statistical milestones.
- Martinez needs 80 rushing yards to become the fifth player in Big Ten history with 6,000 passing yards and 2,000 rushing yards. He would join Taylor Martinez, Antwaan Randle El (Indiana), Denard Robinson (Michigan) and Braxton Miller (Ohio State) in the exclusive 6,000/2,000 Big Ten club.
- Martinez set a then-Nebraska record with an 86.2 completion percentage against Minnesota in 2018, connecting on 25-of-29 passes for 276 yards and three touchdowns. He bettered that mark at Iowa in 2020, connecting on 18-of-20 passes for a school-record 90.0 percent completion rate.
- Martinez completed a school-record 71.5 percent of his passes in 2020. His completion percentage led the Big Ten and ranked fourth nationally. His 71.5 completion percentage also ranked fifth overall in Big Ten history and was the fourth-highest mark in a Big Ten Conference season.
- Martinez not only led Nebraska in passing in 2020, but he was the Huskers' leading rusher as well, becoming the third player to lead Nebraska in rushing and passing in the same season.
- In 2020, Martinez ranked second nationally in rushing yards per game among quarterbacks (74.4 yards per game). He was the only Power Five quarterback to average 70 rushing yards per game. He opened 2021 with 111 rushing yards at Illinois, including a career-long 75-yard touchdown run.
- Martinez has 1,920 career rushing yards. That total ranks second among all active FBS quarterbacks.

### ACTIVE FBS QUARTERBACKS WITH 5,000 PASS YARDS & 1,500 RUSH YARDS

PLAYER, SCHOOL	CLASS	RUSHING YDS	PASSING YDS
Malik Cunningham, Louisville	Jr.	1,588	5,155
D'Eriq King, Miami/Houston	Sr.	1,969	7,789
<b>Adrian Martinez, Nebraska</b>	<b>Jr.</b>	<b>1,920</b>	<b>6,114</b>
Desmond Ridder, Cincinnati	Sr.	1,845	7,200

### ACTIVE FBS LEADERS IN CAREER TOTAL OFFENSIVE YARDS PER GAME

RK.	PLAYER	SCHOOL	GAMES	YPG
1.	Dillon Gabriel	UCF	24	327.2
2.	Sam Howell	North Carolina	26	294.3
3.	Brock Purdy	Iowa State	36	282.7
4.	Bailey Zappe	Western Kentucky	38	281.4
5.	Holton Ahlers	East Carolina	31	273.5
6.	<b>Adrian Martinez</b>	<b>Nebraska</b>	<b>30</b>	<b>267.8</b>

Note: Minimum 20 career games played

### ACTIVE FBS LEADERS IN QUARTERBACK RUSHING YARDS

RK.	PLAYER	SCHOOL	GAMES	YPG
1.	D'Eriq King	Miami/Houston	47	1,969
2.	<b>Adrian Martinez</b>	<b>Nebraska</b>	<b>30</b>	<b>1,920</b>
3.	Desmond Ridder	Cincinnati	37	1,845

### ADRIAN MARTINEZ RECORD WATCH

#### PASSING YARDS

RK.	PLAYER, YEARS	YDS
1.	Tommy Armstrong Jr., 2013-17	8,871
2.	Taylor Martinez, 2010-13	7,258
3.	<b>Adrian Martinez, 2018-pres.</b>	<b>6,114</b>
4.	Zac Taylor, 2005-06	5,850

#### COMPLETIONS

RK.	PLAYER, YEARS	COMP.
1.	Tommy Armstrong Jr., 2013-16	625
2.	Taylor Martinez, 2010-13	575
3.	<b>Adrian Martinez, 2018-present</b>	<b>514</b>
4.	Zac Taylor, 2005-06	470

#### COMPLETION PERCENTAGE

RK.	PLAYER, YEARS	PCT.
1.	Joe Ganz, 2006-08	65.1
2.	<b>Adrian Martinez, 2018-present</b>	<b>63.9</b>
3.	Sam Keller, 2007	63.1

Minimum 1,000 career passing yards

#### TOTAL OFFENSE

RK.	PLAYER, YEARS	YDS
1.	Tommy Armstrong Jr., 2013-16	10,690
2.	Taylor Martinez, 2010-13	10,233
3.	<b>Adrian Martinez, 2018-pres.</b>	<b>8,034</b>
4.	Eric Crouch, 1998-2001	7,915

#### TOTAL OFFENSIVE YARDS PER GAME

RK.	PLAYER, YEARS	YPG
1.	<b>Adrian Martinez, 2018-pres.</b>	<b>267.8</b>
2.	Tanner Lee, 2017	253.8
3.	Tommy Armstrong Jr., 2013-16	237.6

Minimum 3,000 total yards

#### QUARTERBACK RUSHING YARDS

RK.	PLAYER, YEARS	YDS
1.	Eric Crouch, 1998-2001	3,434
2.	Taylor Martinez, 2010-13	2,975
3.	Jammal Lord, 2000-03	2,573
4.	Steve Taylor, 1985-88	2,125
5.	Tommie Frazier, 1992-95	1,955
6.	<b>Adrian Martinez, 2018-present</b>	<b>1,920</b>
7.	Tommy Armstrong Jr., 2013-16	1,819
8.	Scott Frost, 1996-97	1,533

#### 250-YARD PASSING GAMES

RK.	PLAYER, YEARS	GMS
1.	Tommy Armstrong Jr., 2013-16	14
2.	<b>Adrian Martinez, 2018-present</b>	<b>12</b>
3.	Joe Ganz, 2006-08	11

#### 300-YARD PASSING GAMES

RK.	PLAYER, YEARS	GMS
1.	Joe Ganz, 2006-08	8
2.	Tommy Armstrong Jr., 2013-16	6
3.	Taylor Martinez, 2010-13	4
t-4.	<b>Adrian Martinez, 2018-present</b>	<b>3</b>

#### 300-YARD TOTAL OFFENSE GAMES

RK.	PLAYER, YEARS	GMS
1.	<b>Adrian Martinez, 2018-present</b>	<b>14</b>
2.	Tommy Armstrong Jr., 2013-16	13

#### 400-YARD TOTAL OFFENSE GAMES

RK.	PLAYER, YEARS	GMS
1.	<b>Adrian Martinez, 2018-present</b>	<b>5</b>
2.	Joe Ganz, 2006-08	3

## NEBRASKA UNDER FROST

Overall.....	13-21
vs. AP Ranked Teams.....	0-7
vs. AP Top 10 Teams.....	0-3
vs. Unranked Teams.....	13-14
vs. Big Ten Teams.....	9-18
Home.....	9-9
Road.....	4-12
Neutral.....	0-0
In August.....	1-1
In September.....	3-6
In October.....	3-5
In November.....	4-8
In December.....	2-1
In January.....	0-0
When Rushing for 200 or More Yards.....	8-8
When Rushing for 300 or More Yards.....	6-1
When Passing for 200 or More Yards.....	9-12
When Passing for 300 or More Yards.....	2-2
When NU Player Rushes for 100 Yards.....	7-7
When NU Has Two 100-Yard Rushers.....	2-1
When NU Player Has 100 yards Receiving.....	7-6
When Opponent Has 100-Yard Rusher.....	2-11
When Scoring 35 or More Points.....	9-0
When Holding Opponent to 10 Point or Less.....	6-0
When Forcing Three or More Turnovers.....	5-1
When Winning Turnover Margin.....	8-2
When Nebraska Scores First.....	10-8
When Nebraska Leads at Halftime.....	10-5
When Nebraska Trails at Halftime.....	3-15
When Nebraska is Tied at Halftime.....	0-1
Games Decided by 11 Points or More.....	7-8
Games Decided by 10 Points or Less.....	5-12
Games Decided by 7 Points or Less.....	5-10
Games Decided by 3 Points or Less.....	2-4
Overtime Games.....	0-2

## FROST AS A HEAD COACH

Overall.....	32-28
vs. AP Ranked Teams.....	3-8
vs. AP Top 10 Teams.....	1-3
vs. Unranked Teams.....	29-20
Home.....	19-12
Road.....	12-15
Neutral.....	1-2
In August.....	2-0
In September.....	7-8
In October.....	9-7
In November.....	10-10
In December.....	3-2
In January.....	1-0
When Rushing for 200 or More Yards.....	16-9
When Rushing for 300 or More Yards.....	7-1
When Passing for 200 or More Yards.....	24-17
When Passing for 300 or More Yards.....	11-3
When Player Rushes for 100 Yards.....	12-6
When Has Two 100-Yard Rushers.....	2-1
When Player Has 100 yards Receiving.....	11-9
When Opponent Has 100-Yard Rusher.....	6-14
When Scoring 35 or More Points.....	23-0
When Holding Opponent to 10 Point or Less.....	10-0
When Forcing Three or More Turnovers.....	15-2
When Winning Turnover Margin.....	23-3
When Scoring First.....	21-13
When Leading at Halftime.....	26-7
When Trailing at Halftime.....	6-19
When Tied at Halftime.....	0-2
Games Decided by 11 Points or More.....	20-12
Games Decided by 10 Points or Less.....	11-14
Games Decided by 7 Points or Less.....	9-13
Games Decided by 3 Points or Less.....	2-5
Overtime Games.....	1-3

- At Illinois in 2019, Martinez produced one of only two 300-yard passing and 100-yard rushing performances in Nebraska history (328 passing, 118 rushing).
- In 2018, Martinez became just the sixth freshman in NCAA history to average 200 passing yards and 50 rushing yards per game and just the second true freshman to hit those marks. Martinez was also one of only four FBS quarterbacks - regardless of class - who averaged 225 passing yards and 50 rushing yards per game in 2018.

## MIX OF RETURNERS, NEWCOMERS AT RECEIVER MAKING A MARK

Nebraska returned four of its top six receivers from last season, led by a tight end unit with two proven veterans. At wideout, Nebraska returned four of its six leading wide receivers from last season and the group is bolstered by a productive graduate transfer.

- **Austin Allen** started seven games at tight end last season and ranked second on the team with career highs of 18 catches and 236 receiving yards, despite a shortened season. He is on the preseason watch list for the Mackey Award (nation's best tight end) and the Senior Bowl. Through two games, Allen has six catches for 84 yards, including four receptions for a career-high 61 yards against Fordham.
- **Travis Vokolek** made four starts and caught nine passes for 91 yards in the shortened 2020 season. He was fifth on the team in receiving yards, and Vokolek is on the preseason watch list for the Senior Bowl. He has missed the first two games of the 2021 season.
- **Oliver Martin** is in his second season at Nebraska in 2021. Martin made an immediate impact last season despite not gaining eligibility until November, starting four of the final five games and making five catches for 63 yards. He opened the 2021 season by setting career highs in receptions (6) and yards (103) at Illinois. He also had a career-long 43-yard catch, and caught a four-yard touchdown pass, registering a touchdown catch at a third Big Ten school (also Michigan, Iowa). Martin missed the Fordham game.
- Nebraska added Montana transfer **Samori Toure**, who was a 2019 first-team FCS All-American after catching 87 passes for a school-record 1,495 receiving yards, which ranked second nationally. Toure came to Nebraska with career totals of 155 receptions, 2,488 yards and 20 touchdowns. Toure has 11 catches for 170 yards in two games, including eight catches for 133 yards against Fordham, good for his ninth career 100-yard receiving game.
- Martin and Toure have posted back-to-back 100-yard receiving games to open the season. This marks the first time Nebraska has had 100-yard receivers in two straight games since JD Spielman topped 100 receiving yards in back-to-back games against Purdue and Wisconsin in the 2018 season.
- Wideout **Levi Falck** elected to return for another season after he made four starts and caught 13 passes for 122 yards as a graduate transfer from South Dakota last season. Falck was third on the team in receptions and fourth in receiving yards a year ago.
- **Zavier Betts** caught 12 passes and was third on the team with 131 receiving yards in a promising true freshman season in 2020.
- **Alante Brown** (three catches for 41 yards) and **Wyatt Liewer** (three catches for 22 yards) also return after gaining valuable experience last season in the first playing time of their careers, while **Omar Manning** is seeing his first significant action this season.
- **Chris Hickman** has played both tight end and receiver in his Nebraska career, and has settled in at tight end this season.

## ERVIN JR. MAKES HISTORY IN SEASON OPENER

True freshman running back **Gabe Ervin Jr.** was in the starting lineup for Nebraska's season opener at Illinois and in game two vs. Fordham. Through two games, Ervin has 18 carries for 50 yards.

Ervin's role as the starting running back in a season opener was notable. He is the first Husker true freshman running back to start a season opener in the modern era. In fact, Ervin is just the seventh position player in the modern era to earn a starting job in a Husker season opener.

### TRUE FRESHMEN TO START NEBRASKA SEASON OPENERS

YEAR	PLAYER, POSITION	OPPONENT
2021	Gabe Ervin Jr., RB	at Illinois
2019	Wan'Dale Robinson, WR	South Alabama
2018	Adrian Martinez, QB	Colorado
2015	Dedrick Young, LB	BYU
2011	Tyler Moore, OT	Chattanooga
2004	Terrence Nunn, WR	Western Illinois
1996	Ralph Brown, CB	Michigan State

\*Modern Era (Since WWII)

## VETERAN DEFENSE LOOKS TO LEAD HUSKERS THIS SEASON

Nebraska returned 11 full- or part-time starters to form a veteran 2021 defense. The experience of the Husker defense was evident in game one at Illinois, when every defender in the starting lineup had previously started a game at Nebraska. Entering the season, the Huskers brought back eight players who started at least seven games in 2020.

- Nebraska allowed 326 yards at Illinois and 292 yards vs. Fordham and has six straight games allowing fewer than 400 yards of total offense. That is the longest such streak for the Nebraska defense since the 2016 season.
- Nebraska allowed 169.5 rushing yards and 386.5 total yards per game in 2020. Those totals marked the fewest rushing and total yards allowed per game by a Husker defense since the 2016 season.
- According to ESPN, Nebraska entered the 2021 season with the most returning defensive production of any team in the Big Ten West. The ESPN formula takes into account a team's total number of returning tackles, tackles for loss, sacks and passes defensed.
- A total of seven Husker defenders earned at least honorable-mention All-Big Ten accolades last season. That was the highest number of all-conference defenders since Nebraska joined the Big Ten in 2011, and six of those seven All-Big Ten selections return this fall.
- Cornerback **Cam Taylor-Britt** was a 2020 second-team All-Big Ten honoree. Teams generally avoided throwing to Taylor-Britt's side of the field, but when they did he broke up four passes and had a pair of interceptions in eight games. Taylor-Britt has ranked in the top 70 nationally in interceptions each of the last two years, and he ranked third nationally in forced fumbles in 2019.
- Safety **Marquel Dismuke**, outside linebacker **JoJo Domann**, inside linebacker **Will Honas**, defensive lineman **Ben Stille** and safety **Deontai Williams** all returned as "super seniors" in their sixth year playing college football, although Honas is out with an injury. Each player was a senior last year, but chose to take advantage of the free year of eligibility and return for the 2021 season. Each of the five "super seniors" earned honorable-mention All-Big Ten accolades last season.
- Dismuke has started 22 consecutive games at safety. He ranked fourth on the team with 47 tackles in 2020 and set career highs with 4.0 TFLs and four pass breakups in last year's shortened season. Dismuke has totaled 165 tackles in his career.
- Domann led the Huskers with a career-high 58 tackles, 6.5 tackles for loss, five pass breakups, two forced fumbles and one fumble recovery in eight games last season. Domann entered the 2021 season ranked third among all active FBS players with seven career forced fumbles.
- Stille returned to anchor the defensive line. His 24 career starts are the most of any current Blackshirt. Stille is Nebraska's active career leader with 26.0 tackles for loss and 13.0 sacks.
- Williams set career highs with 51 tackles, 4.0 tackles for loss and 1.0 sack in eight games last year. He also broke up four passes and had a sack, forced fumble and fumble recovery for a touchdown on the same play against Penn State, believed to be the first Husker ever to accomplish that feat. Williams picked off a pair of passes in the Husker victory over Fordham.
- In addition to the six returning All-Big Ten players, NU returned five other starters. **Garrett Nelson** started every game at outside linebacker in 2020 and totaled 30 tackles, 4.0 TFLs and 1.5 sacks. He opened the 2021 season with a career-high 2.5 tackles for loss at Illinois.
- **Ty Robinson** started seven games at defensive end as a redshirt freshman in 2020, totaling 17 tackles with a pair of tackles for loss.
- **Luke Reimer** made the most of his five starts at inside linebacker last season, recording 40 tackles and ranking second on the team with 2.0 sacks and third with 5.0 TFLs despite battling injuries.
- **Nick Henrich** started one game in 2020 and has earned a starting role in 2021. Henrich finished last season with a double-figure tackle (12) game at Rutgers, and had a game-high 11 tackles in the season opener at Illinois.
- **Caleb Tannor** started five games at outside linebacker last season. Despite the shortened season, he finished with a career-high 23 tackles.
- **Damion Daniels** started three games at nose guard in 2020 and set career highs in tackles (20) and tackles for loss (4.0).
- The Huskers also brought back safety **Myles Farmer**, cornerback **Quinton Newsome** and defensive end **Casey Rogers**, each of whom made their first career starts last season.
- The defense also received a boost from transfer **Chris Kolarevic**, who totaled 144 tackles, 9.5 tackles for loss, 2.0 sacks, two interceptions and five pass breakups as a starting linebacker at Northern Iowa in 2018 and 2019.

## 2021 OFFENSE GAME-BY-GAME

### RUSHING

GAME	ATT.	YDS.	TD	LONG
ILL	39	160	2	75
FORD	65	329	6	21
BUFF				
OKLA				
MSU				
NW				
MICH				
MINN				
PUR				
OSU				
WISC				
IOWA				

### PASSING

GAME	COM-ATT-INT	YDS	TD	LG	SACKS
ILL	16-32-0	232	1	43	5-35
FORD	17-23-0	254	1	30	1-2
BUFF					
OKLA					
MSU					
NW					
MICH					
MINN					
PUR					
OSU					
WISC					
IOWA					

## 2021 DEFENSE GAME-BY-GAME

### RUSHING DEFENSE

GAME	ATT.	YDS.	TD	LONG
ILL	48	167	1	45
FORD	28	129	0	30
BUFF				
OKLA				
MSU				
NW				
MICH				
MINN				
PUR				
OSU				
WISC				
IOWA				

### PASSING DEFENSE

GAME	COM-ATT-INT	YDS	TD	LG	SACKS
ILL	15-19-0	159	2	45	3-17
FORD	18-30-3	163	1	31	1-4
BUFF					
OKLA					
MSU					
NW					
MICH					
MINN					
PUR					
OSU					
WISC					
IOWA					

### SACKS/TFL

GAME	SACKS	YARDS	TFL	YARDS
ILL	3	17	9	28
FORD	1	4	5	10
BUFF				
OKLA				
MSU				
NW				
MICH				
MINN				
PUR				
OSU				
WISC				
IOWA				

## CHARTING THE HUSKERS

### ALL-TIME WINS

RK.	SCHOOL	WINS
1.	Michigan	965
2.	Ohio State	932
3.	Alabama	930
4.	Texas	924
5.	Notre Dame	919
6.	Oklahoma	918
7.	<b>Nebraska</b>	<b>906</b>
8.	Penn State	903

### CONFERENCE TITLES

RK.	SCHOOL	TITLES
1.	Oklahoma	50
2.	<b>Nebraska</b>	<b>46</b>
3.	Michigan	42

### AP NATIONAL TITLES

RK.	SCHOOL	TITLES
1.	Alabama	12
2.	Notre Dame	8
3.	Oklahoma	7
4.	Miami	5
	Ohio State	5
	USC	5
t-7.	<b>Nebraska</b>	<b>4</b>

### COACHES POLL NATIONAL TITLES

RK.	SCHOOL	TITLES
1.	Alabama	11
2.	Oklahoma	6
3.	USC	5
t-4.	<b>Nebraska</b>	<b>4</b>

### NATIONAL TITLES SINCE 1970

RK.	SCHOOL	TITLES
1.	Alabama	12
2.	<b>Nebraska</b>	<b>5</b>
	Miami	5

### BOWL APPEARANCES

RK.	SCHOOL	BOWLS
1.	Alabama	66
2.	Texas	56
3.	Georgia	55
4.	Oklahoma	54
t-5.	<b>Nebraska</b>	<b>53</b>

### HEISMAN TROPHY WINNERS

RK.	SCHOOL	WINNERS
1.	Notre Dame	7
	Ohio State	7
	Oklahoma	7
4.	USC	6
t-5.	<b>Nebraska</b>	<b>3</b>

### NFL DRAFT PICKS

RK.	SCHOOL	PICKS
1.	Notre Dame	520
2.	USC	517
3.	Ohio State	473
4.	Oklahoma	402
5.	Michigan	387
6.	Alabama	384
7.	Penn State	367
8.	<b>Nebraska</b>	<b>364</b>

## FBS TEAMS THAT AVERAGED 200 RUSHING YPG IN 2018, 2019 & 2020

TEAM	2018 YPG	2019 YPG	2020 YPG
Air Force	283.5	298.5	305.7
Appalachian St.	240.4	231.4	264.9
Army	312.5	297.2	273.0
Cincinnati	239.5	208.0	212.4
Georgia Southern	266.2	253.2	267.1
Louisiana	218.7	257.4	213.0
<b>Nebraska</b>	<b>209.0</b>	<b>203.3</b>	<b>201.4</b>
Ohio	258.5	221.8	216.7
Tulane	218.2	243.2	217.1
UCF	265.2	223.8	210.7

## HUSKERS HAVE YOUNG, TALENTED OFFENSIVE LINE

Nebraska returned every starting offensive lineman from the 2019 to 2020 season, but a pair of freshmen still found their way into the starting lineup last year. This year, all 23 offensive linemen are eligible to return for the 2022 season. The group has helped Nebraska become the only Power Five program to average 200 rushing yards each of the last three seasons (2018, 2019, 2020).

- **Cam Jurgens** has started 20 of Nebraska's 22 games at center since the start of the 2019 season. In 2019, Jurgens became the first Husker freshman to ever start a game at center.
- **Bryce Benhart** has started 10 straight games at right tackle dating back to the start of the 2020 season. Benhart was a top-150 recruit out of high school.
- **Ethan Piper** has started nine straight games at left guard over the past two seasons.
- As a true freshman, **Turner Corcoran** started the final game at left tackle last season, becoming the first true freshman to ever start at left tackle for Nebraska. Corcoran was a top-50 recruit out of high school. He is holding down the starting role at left tackle in 2021.
- Offensive guard **Matt Sichterman** and offensive tackle **Brant Banks** earned their first career starts at Illinois. Both brought experience into the season with Sichterman previously appearing in 24 career games, and Banks with five games of experience.
- **Trent Hixson** also boasts starting experience, as he started all 12 games at left guard as a sophomore in 2019, before moving to center. **Broc Bando** has played in 21 games in his career and provides depth at guard.
- **Nouredin Nouili** also has starting experience on the offensive line. Nouili started seven games at offensive guard at Colorado State in 2019 before transferring to Nebraska. He was the first true freshman to start on the offensive line for the Rams since 1996.

## HUSKERS BOAST 20 GRADUATES PLAYING THIS SEASON

A total of 20 Huskers are playing this season as college graduates. The group of graduates includes all eight seniors and 12 juniors. Fourteen players earned their degree from Nebraska, while the remaining six players were graduate transfers into the Husker program.

- Nebraska is one of only 14 FBS programs - including just two Big Ten teams (Illinois - 29) - with at least 20 college graduates on their 2021 roster.
- **Ben Stille** has already earned both his bachelor's and master's degree in nutrition and health sciences and is beginning coursework on a second master's degree this fall.

### HUSKER GRADUATES

- Austin Allen
- Broc Bando
- Chancellor Brewington (Northern Arizona)
- Kyan Brumfield (Colgate)
- Connor Culp (LSU)
- Damion Daniels
- Marquel Dismuke
- JoJo Domann
- Levi Falck (South Dakota)
- Trent Hixson
- Will Honas
- Chris Kolarevic (Northern Iowa)
- Adrian Martinez
- Lane McCallum
- Matt Sichterman
- Ben Stille
- Deontre Thomas
- Samori Toure (Montana)
- Travis Vokolek
- Deontai Williams

### MOST GRADUATES ON ROSTER

RK.	TEAM	GRADUATES
1.	Illinois	29
2.	Western Kentucky	27
3.	SMU	26
	Louisiana Tech	26
5.	Liberty	24
	South Carolina	24
7.	Arizona State	23
	Auburn	23
	Iowa State	23
	Virginia	23
11.	Kent State	21
	UCF	21
13.	<b>Nebraska</b>	<b>20</b>
	Kansas State	20



### ALL-TIME LONGEST STREAKS WITHOUT BEING SHUT OUT

RK.	PLAYER	YEAR BEGAN	YEAR ENDED	GAMES
1.	Florida	1988	Active	411
2.	Michigan	1984	2014	365
3.	BYU	1975	2003	361
4.	TCU	1992	Active	356
5.	Virginia Tech	1995	Active	334
6.	Georgia	1995	Active	329
7.	<b>Nebraska</b>	<b>1996</b>	<b>Active</b>	<b>317</b>
8.	Air Force	1992	2017	306
9.	Boise State	1997	Active	300

### HUSKER STREAKS CONTINUE INTO 2021 SEASON

A pair of impressive team streaks carry over into the 2021 season, while a legendary streak resumed following a one-year hiatus in 2020.

- Nebraska has sold out 376 consecutive games at Memorial Stadium, dating from the next-to-last home game of the 1962 season through the 2019 season. The Huskers' legendary sellout streak - an NCAA record - was paused during the 2020 season.
- The Huskers have scored in 317 consecutive games. The streak is the longest in school history, the seventh-longest in FBS history and the fifth-longest active streak. The last time Nebraska was shut out was a 19-0 loss at No. 17 Arizona State on Sept. 21, 1996.
- Nebraska has also scored in 345 consecutive home games, a school record. The last time the Huskers were shut out at home came on Nov. 9, 1968, against Kansas State (12-0 loss).
- Nebraska is 253-0 all-time when scoring 35 or more points at home. **Scott Frost** is also 23-0 in his head coaching career when his team scores at least 35 points.

### NEBRASKA AMONG TOP ALL-TIME PROGRAMS

Nebraska is playing its 132nd season this fall, and the Huskers boast a 906-401-40 all-time record in 1,347 games (.687). Nebraska is one of eight programs with 900 wins.

- Nebraska became the fifth member of the 900-win club at Illinois on Sept. 21, 2019, joining Michigan, Ohio State, Texas and Alabama as 900-win programs at the time. Notre Dame, Oklahoma and Penn State have since joined the elite club.
- Since 1970, Nebraska owns a 472-161-5 record (.744) with five national championships. The Huskers rank second among all FBS programs in national titles and third in wins since 1970.
- Nebraska boasts 27 10-win seasons in school history, including 24 since 1970. The Huskers also have 12 seasons with 11 or more wins, seven seasons with 12 or more wins and three 13-win seasons.
- The Huskers own 50 nine-win seasons, one behind Alabama for the most in NCAA history. Forty-two of those nine-win seasons have come since 1970 and 48 since 1962, 12 more than any other school.
- Nebraska was the first team in NCAA history to win 100 games in consecutive decades, leading the nation with 103 wins in the 1980s and ranking second with 108 wins in the 1990s.

### NEBRASKA ALSO EXCELS IN THE CLASSROOM

Nebraska's rich tradition is not limited to the field, as the Huskers have been outstanding in the classroom as well.

- Nebraska owns the NCAA Division I record with 347 CoSIDA Academic All-Americans across all sports.
- Husker football has produced 108 CoSIDA Academic All-Americans, the most of any single sport in NCAA history.
- Nebraska owns the NCAA record with 18 NCAA Top 10 Award Winners, which is considered the "Heisman Trophy" of academics for NCAA student-athletes.
- Nebraska football has produced nine NCAA Top 10 Award winners, the most of any single team in NCAA history.
- Nebraska recorded an all-time high in the most recent NCAA Graduation Success Rate numbers released in November of 2020. Nebraska's all-sports GSR rate of 94 percent marked the eighth consecutive year the Huskers GSR rate had improved.
- The football team posted a program-record team grade-point average of 3.297 in the 2020 spring semester. Following the spring 2021 semester, the football team's cumulative GPA was 3.137.

### CHARTING THE HUSKERS

#### CONSECUTIVE HOME SELLOUTS\*

RK.	SCHOOL	SELLOUTS
1.	<b>Nebraska</b>	<b>376</b>
2.	Oklahoma	129

\*2020 season not counted due to pandemic

#### WINS THE LAST 50 SEASONS

RK.	SCHOOL	WINS
1.	Oklahoma	476
2.	Ohio State	470
3.	<b>Nebraska</b>	<b>461</b>
	Alabama	461

#### WINS THE LAST 40 SEASONS

RK.	SCHOOL	WINS
1.	Ohio State	379
2.	Oklahoma	371
3.	<b>Nebraska</b>	<b>364</b>
4.	Florida	360
5.	Florida State	359

#### WINS THE LAST 30 SEASONS

RK.	SCHOOL	WINS
1.	Ohio State	299
2.	Florida	283
3.	Oklahoma	282
4.	Georgia	275
5.	Alabama	272
6.	Florida State	271
7.	Clemson	265
8.	<b>Nebraska</b>	<b>262</b>
	Wisconsin	261
10.	Virginia Tech	260

#### 9-WIN SEASONS

RK.	SCHOOL	SEASONS
1.	Alabama	51
2.	<b>Nebraska</b>	<b>50</b>
3.	Oklahoma	48

#### 10-WIN SEASONS

RK.	SCHOOL	SEASONS
1.	Oklahoma	41
2.	Alabama	40
3.	Michigan	29
4.	<b>Nebraska</b>	<b>27</b>

#### WEEKS RANKED IN AP POLL

RK.	SCHOOL	WEEKS
1.	Ohio State	935
2.	Michigan	873
3.	Oklahoma	862
4.	Notre Dame	834
5.	Alabama	826
6.	USC	786
7.	Texas	745
8.	<b>Nebraska</b>	<b>730</b>

#### WEEKS RANKED NO. 1 IN AP POLL

RK.	SCHOOL	WEEKS
1.	Alabama	131
2.	Ohio State	105
3.	Oklahoma	101
4.	Notre Dame	98
5.	USC	91
6.	Florida State	72
7.	<b>Nebraska</b>	<b>70</b>

## NEBRASKA FOOTBALL FACTS

### HISTORY

Season of Football.....	132nd
All-Time Games Played .....	1,347
National Ranking in All-Time Wins .....	7th
All-Time Bowl Appearances .....	53
National Ranking in Bowl Appearances .....	5th

### CHAMPIONSHIPS

National Championships .....	5
Back-to-Back National Championships .....	2
Undefeated Seasons .....	11
Perfect Seasons .....	9
Conference Championships .....	46

### RECORD BREAKDOWN

All-Time Record.....	906-401-40
All-Time Bowl Record.....	26-27
Home Games .....	551-161-20
Memorial Stadium .....	424-138-13
Record in August.....	14-1-0
Record in September .....	180-49-6
Record in October.....	364-147-19
Record in November.....	309-168-15
Record in December .....	24-15-0
Record in January.....	14-21-0
Record in February .....	1-0-0
In Overtime.....	8-6
At Night.....	100-44-3
When Scoring 35+ Points.....	373-9
When Allowing 10 Points or Less ...	576-47-29
vs. Big Ten Teams .....	123-111-9
» In Big Ten Play (since 2011).....	43-43
» Home.....	23-18
» Away.....	20-24
» Neutral .....	0-1
vs. Ranked Teams .....	105-134-3
» Home.....	51-43-0
» Away.....	28-64-3
» Neutral .....	26-27-0
» as No. 1 Team .....	46-7-1

### STREAKS

Consecutive Games Scoring a Point .....	317
Consecutive Home Games Scoring a Point...	345
Consecutive Home Sellouts.....	376
<i>Note: Sellout streak was paused for 2020</i>	
Record in Sellout Streak .....	313-63
» vs. Ranked Teams.....	47-32

### INDIVIDUAL HONORS

College Football Hall of Fame Players .....	19
College Football Hall of Fame Coaches.....	6
First-Team All-Americans .....	110
Unanimous All-Americans.....	54
CoSIDA Academic All-Americans* .....	108
NCAA Top Ten Award Winners* .....	9
Heisman Trophy Winners .....	3
Walter Camp Award Winners.....	3
Maxwell Trophy Winners .....	1
Outland Trophy Winners*.....	9
Lombardi Trophy Winners.....	5
Butkus Award Winners.....	1
Johnny Unitas Golden Arm Award Winners..	1
Davey O'Brien Award Winners.....	1
Rimington Award Winners.....	1
Bednarik Award Winners .....	1
Nagurski Trophy Winners .....	1
Retired Jerseys .....	25
First-Team All-Conference Selections .....	520

\*Total leads the nation

## HUSKERS RANK HIGHLY IN NATIONAL CHAMPIONSHIPS

Nebraska has won five national championships, including three outright titles (1971, 1994, 1995) and two shared championships (1970, 1997). In 1970, Nebraska was awarded the Associated Press national title, but was No. 3 in the coaches poll behind No. 1 Texas and No. 2 Ohio State, both of whom lost their bowl games (the coaches' poll was voted on before bowl games). In 1997, undefeated Nebraska was voted No. 1 in the coaches' poll, while undefeated Michigan was No. 1 in the AP poll.

- Nebraska's four AP national championships rank seventh all-time.
- The Huskers' four coaches' poll national championships rank fourth all-time.

## NEBRASKA NO. 2 IN CONFERENCE TITLES

Nebraska is one of only five schools in NCAA history that has won at least 40 conference championships, ranking second all-time with 46 conference titles. In 36 seasons (1962-97) under Hall-of-Fame coaches Bob Devaney (8) and Tom Osborne (13), the Huskers won 21 conference titles.

### MOST CONFERENCE TITLES

RK.	TEAM	TOTAL
1.	Oklahoma	50
2.	<b>Nebraska</b>	<b>46</b>
3.	Michigan	42
4.	Ohio State	41
5.	USC	40

## HUSKERS OWN BIG HOME-FIELD ADVANTAGE

Nebraska has enjoyed much success in its history when playing at home in front of the greatest fans in college football.

- Since 1970, NU is 282-57 (.832) at Memorial Stadium and has posted 41 perfect home seasons.
- The Huskers are 551-161-20 all-time in Lincoln (.766 in 130 years).
- Nebraska is 424-138-13 in Memorial Stadium (.749 in 99 years dating back to 1923).
- The Huskers are 47-8 all-time in Memorial Stadium night games.

## NEBRASKA FOOTBALL HALL OF FAME TO INDUCT 2020 & 2021 CLASSES

The Nebraska Chapter of the National Football Foundation and College Football Hall of Fame will officially induct its 2020 and 2021 classes this weekend in Lincoln. The groups will be officially inducted on Friday evening at a banquet and will be honored on the field before Saturday's game with Buffalo.

The classes have a heavy flavor of the 1970 and 1971 national championship teams with nine players and an assistant coach from those championship teams being inducted. The Nebraska Football Hall of Fame will also induct two additional former Husker greats from the 1970s and 1980s and one of the best players in state college history.

The 2020 Nebraska Football Hall of Fame Class was announced last fall, but the official induction was delayed until this year due to the COVID-19 pandemic.

### 2020 Class

Three players and one assistant coach from the 1970 national championship team were selected to the 2020 class by acclamation of the Board of Directors of the Nebraska Football Hall of Fame. Inductees from the 1970 team include quarterback **Van Brownson**, fullback and 1970 team captain **Dan Schneiss**, offensive tackle **Wally Winter** and 11-year Cornhusker assistant coach **Carl Selmer**. Each of the three players earned honorable-mention All-Big Eight accolades during the 1970 season.

Two other former Husker standouts were voted in as members of the 2020 class. Defensive end **Ray Phillips**, was an all-conference defensive end for the Huskers in 1976, while I-back **Doug DuBose** was a two-time All-Big Eight pick in 1984 and 1985.

The final member of the 2020 class is **Chris Bober**, a standout offensive lineman and Division II All-American for the UNO Mavericks in the late 1990s.

### 2021 Class

Six standout players from Nebraska's 1971 national championship were selected to the 2021 Hall of Fame class by acclamation of the Board of Directors include defensive end **John Adkins**, center **Doug Dumler**, defensive tackle **Bill Janssen**, tight end **Jerry List**, monster back **Dave Mason** and offensive guard **Keith Wortman**. The 1971 Cornhuskers captured Nebraska's second straight national title with a perfect 13-0 record. Along the way, Nebraska defeated No. 2 Oklahoma, 35-31, in the Game of the Century and capped its championship run with a 38-6 dismantling of second-ranked Alabama in the Orange Bowl.

In addition, the Nebraska Football Hall of Fame will present the Clarence E. Swanson Meritorious Service Award to the late **Duane** and **Phyllis Acklie** family and the Lyell Bremser Special Merit Award to **Jim** and **Suzanne Pillen**. The recipients of those awards were chosen in the spring of 2020, but will be recognized as part of this year's Hall of Fame activities.

# 2021 NEBRASKA SEASON NOTEBOOK

## SCHEDULE NOTES

- Nebraska will play four games - one-third of its schedule - against opponents ranked in the final 2020 AP poll, including three of its first 10 games against top-10 teams from last season. Nebraska also faces four teams ranked in the 2021 preseason AP poll: Oklahoma (2nd), Ohio State (4th), Wisconsin (12th) and Iowa (18th).

### 2020 TOP-25 TEAMS ON SCHEDULE

GM	DATE	OPPONENT	RANK
4	Sept. 18	at Oklahoma	6th
6	Oct. 2	Northwestern	10th
10	Nov. 6	Ohio State	2nd
12	Nov. 26	Iowa	16th

- Nebraska and Oklahoma will celebrate the 50th anniversary of the "Game of the Century" when the teams meet in Norman on Sept. 18. On Nov. 25, 1971, No. 1 Nebraska defeated No. 2 Oklahoma, 35-31, in a battle of undefeated teams in Norman.

## COACHING STAFF NOTES

- **Scott Frost** is in his sixth season as a head coach and fourth year at Nebraska. Frost is one of four former Husker players to return to the Nebraska sideline as head coach, and he is one of 18 FBS head coaches coaching at his alma mater in 2021.
- Nebraska's staff also includes former Huskers **Greg Austin** (2003-06), **Ryan Held** (1993-96) and **Barrett Ruud** (2001-04).
- Frost is one of only four FBS head coaches to win a national title as a player. Both Frost (1995 & 1997) and Ryan Held (1994 & 1995) were two-time national champions as Huskers.
- Frost and seven of his 10 assistant coaches are in their sixth consecutive season working together, including two seasons at UCF.
- Frost and all 10 full-time assistants from the 2020 season returned for this fall. This season marks the first time since 2014 that Nebraska returned its entire coaching staff intact.

- Frost was the 2017 national coach of the year, while offensive coordinator **Matt Lubick** was a finalist for AFCA Assistant Coach of the Year in 2012. Defensive coordinator **Erik Chinander** was a nominee for the 2016 Broyles Award and quarterbacks coach **Mario Verduzco** was a Broyles Award nominee in 2018.

- Frost's teams have been ranked in the top 15 in 10 of his first 14 seasons as a full-time coach. Of those 10 seasons, Frost's teams have posted eight top-10 rankings and six top-five rankings.

## HUSKER CAPTAIN NOTES

- **Austin Allen**, **Damion Daniels**, **Adrian Martinez** and **Cam Taylor-Britt** will serve as team captains for the 2021 season.
- Martinez is a captain for the third straight year, the only three-time captain in program history.
- Damion Daniels joins his brother Darrion (2019) as a Husker team captain. The Daniels are the ninth pair of brothers to each be selected as Nebraska team captains.

## ROSTER NOTES

- Nebraska's roster features 155 players. With the NCAA granting a free year of eligibility for the 2020 season, all returning Huskers are listed with the same class as last year, leading to more than 60 percent of the Husker roster being comprised of freshmen.

### HUSKER ROSTER CLASS BREAKDOWN

CLASS	TOTAL	% OF ROSTER
Freshmen	71	47%
Redshirt Freshmen	29	17%
Total Freshmen	100	64%
Sophomores	25	16%
Juniors	23	15%
Seniors	8	5%

- The Husker roster features 107 returning players and 48 newcomers. Nebraska returns a total of 21 starters and 52 letterwinners.
- Nebraska added 48 players - 23 scholarship student-athletes and 25 walk-ons - since last season. That group includes 40 true freshmen and eight transfers. Among the transfers, three came from FBS schools, three from FCS programs, one from the junior college rank and one from the NAIA.
- Nebraska's roster features players from 26 states and three foreign countries (Australia, Canada and Germany).
- Nebraska has had a letterwinner from 47 of the 50 states in its history, missing only Idaho, New Hampshire and Rhode Island.
- States with multiple players on the Huskers' 2021 roster include: Nebraska (69), Iowa (12), Texas (10), Florida (9), Georgia (8), Arizona (6), Alabama (4), California (4), Colorado (4), Kansas (3), Michigan (3), New Jersey (3), Minnesota (2), Oklahoma (2) and South Dakota (2).
- Hawaii, Illinois, Indiana, Missouri, North Carolina, New York, Nevada, Ohio, Oregon, Tennessee and Virginia each have one player represented on the 2021 roster.

## ACADEMIC NOTES

- A total of 20 Huskers are playing the 2021 season as graduates, including all eight seniors.

### HUSKERS WHO HAVE EARNED DEGREES

» Austin Allen	» Will Honas
» Broc Bando	» Chris Kolarevic
» Chancellor Brewington	» Adrian Martinez
» Kyan Brumfield	» Lane McCallum
» Connor Culp	» Matt Sichterman
» Damion Daniels	» Ben Stille
» Marquel Dismuke	» Deontre Thomas
» JoJo Domann	» Samori Toure
» Levi Falck	» Travis Vokolek
» Trent Hixson	» Deontai Williams

- Two more Huskers, Caleb Tannor and Cam Taylor-Britt, are on track to graduate in December.
- Nebraska set a program record with a 3.297 team grade-point average in the 2020 spring semester. Following the 2021 spring semester, the Huskers' cumulative team GPA was 3.137.

## HOME OF THE HUSKERS



Memorial Stadium's history dates nearly 100 years. In the fall of 1922, a drive for \$430,000 in stadium construction funds was undertaken by faculty, students, alumni and friends of the University.

The stadium was named Memorial Stadium to honor all Nebraskans who served in the Civil and Spanish-American Wars; the 751 Nebraskans who died in World War I; the 3,839 in World War II; the 225 in Korea; the 422 in Vietnam; and those in Iraq.

Construction was completed in a few more than 90 working days and Memorial Stadium was dedicated on Oct. 20, 1923, at the Homecoming game in which Nebraska was held to a scoreless tie by Kansas.

The field at Memorial Stadium was named Tom Osborne Field - after the Huskers' legendary Hall-of-Fame coach - in 1998, one year after Osborne's retirement following 25 years and 255 victories as head coach.

## TOP 10 HOME CROWDS

RK.	DATE	OPPONENT	ATT.
1.	Sept. 20, 2014	Miami	91,585
2.	Sept. 14, 2013	UCLA	91,471
3.	Aug. 30, 2014	Fla. Atlantic	91,441
4.	Nov. 29, 2013	Iowa	91,260
5.	Sept. 27, 2014	Illinois	91,225
6.	Nov. 22, 2014	Minnesota	91,186
7.	Aug. 31, 2013	Wyoming	91,185
8.	Nov. 2, 2013	Northwestern	91,140
9.	Nov. 1, 2014	Purdue	91,107
10.	Oct. 25, 2014	Rutgers	91,088

## TOP 5 SEASON ATTENDANCE

RK.	YEAR	GAMES	TOTAL	AVG.
1.	2014	7	638,744	91,249
2.	2013	8	727,466	90,933
3.	2016	7	631,402	90,200
4.	2015	7	629,986	89,998
5.	2017	7	628,583	89,798

## LONGEST HOME WIN STREAKS

RK.	BEGAN	ENDED	WINS
1.	Oct. 19, 1991	Oct. 31, 1998	47
2.	Sept. 28, 1901	Oct. 20, 1906	33
3.	Nov. 27, 1998	Nov. 2, 2002	26
4.	Sept. 27, 1969	Nov. 23, 1972	23
5.	Oct. 3, 1981	Nov. 17, 1984	21

All streaks at Memorial Stadium, except for the 33-game streak from 1901 to 1906.

## COACHING LEDGER

### NEBRASKA (2018-PRESENT)

- Head Coach (13-21 Record)

### UCF (2016-17)

- Head Coach (19-7 Record)

### OREGON (2009-15)

- Offensive Coordinator (2013-15)
- Assistant Coach (WR) (2009-12)

### NORTHERN IOWA (2007-08)

- Co-Defensive Coordinator (2008)
- Assistant Coach (LB) (2007)

### KANSAS STATE (2006)

- Graduate Assistant

### NEBRASKA (2002)

- Graduate Assistant

## YEARLY TEAM RECORDS

YEAR	TEAM (ROLE)	RECORD
2007	Northern Iowa (AC)	12-1
2008	Northern Iowa (DC)	12-3
2009	Oregon (AC)	10-3
2010	Oregon (AC)	12-1
2011	Oregon (AC)	12-2
2012	Oregon (AC)	12-1
2013	Oregon (OC)	11-2
2014	Oregon (OC)	13-2
2015	Oregon (OC)	9-3
2016	UCF (HC)	6-7
2017	UCF (HC)	13-0
2018	Nebraska (HC)	4-8
2019	Nebraska (HC)	5-7
2020	Nebraska (HC)	3-5
2021	Nebraska (HC)	1-1

**HEAD COACHING RECORD 32-28**

## YEARLY FINAL TEAM RANKINGS

YEAR	TEAM (ROLE)	RANK
2007	UNI (AC)	4th
2008	UNI (DC)	4th
2009	Oregon (AC)	11th
2010	Oregon (AC)	3rd
2011	Oregon (AC)	4th
2012	Oregon (AC)	2nd
2013	Oregon (OC)	9th
2014	Oregon (OC)	2nd
2015	Oregon (OC)	14th
2016	UCF (HC)	NR
2017	UCF (HC)	6th
2018	Nebraska (HC)	NR
2019	Nebraska (HC)	NR
2020	Nebraska (HC)	NR

## CONFERENCE TITLES (7)

YEAR	TEAM	CONFERENCE
2007	UNI (AC)	Gateway
2008	UNI (DC)	Missouri Valley
2009	Oregon (AC)	Pac-10
2010	Oregon (AC)	Pac-10
2011	Oregon (AC)	Pac-12
2014	Oregon (OC)	Pac-12
2017	UCF (HC)	American

## PLAYING LEDGER

### NATIONAL FOOTBALL LEAGUE

- 3rd-Round Pick in 1998 NFL Draft
- 6-Year NFL Career at Safety

### NEBRASKA CAREER

- 1995 & 1997 National Champion
- 24-2 Record as Starting Quarterback
- 1996 Big 12 Newcomer of the Year

# HEAD COACH SCOTT FROST



## HISTORIC TURNAROUND AT UCF

At UCF, Frost produced the greatest two-year turnaround in college football history, inheriting an 0-12 team and leading the Knights to a 13-0 record just two years later.

- In his first season in 2016, Frost made history as the only first-time head coach in FBS history to make a bowl game with a team that was winless the previous season.
- UCF tied for the national lead with a six-win improvement from the 2015 to 2016 season. The Knights then ranked third nationally after improving by seven wins from the 2016 to 2017 season.
- The Knights' seven-win improvement from 2016 to 2017 ranked 11th in NCAA history and marked just the second time ever a bowl team improved by more than six wins the next season.
- UCF was the American Athletic Conference and Peach Bowl champions and was the only FBS team to go undefeated in 2017.
- Frost called UCF's plays, orchestrating the greatest two-year offensive turnaround in NCAA history. The Knights went from last to fifth in total offense, improving their output by more than 260 yards per game. UCF also went from third-to-last to first in scoring offense, improving by nearly 35 points per game.

## 13-0 AS A PLAYER & COACH

In his second year as a head coach, Scott Frost guided UCF to a 13-0 record in 2017, when the Knights were the nation's only undefeated team.

- Frost was the fourth coach in FBS history to post a 13-0 record or better in either his first or second season as a head coach. Among that quartet, Frost is the only coach who inherited a team that won fewer than five games, as UCF went 0-12 the year before Frost's arrival.
- Frost is one of only seven active FBS head coaches who has posted a 13-0 season or better, joining Jimbo Fisher, Gary Patterson, Ed Orgeron, Nick Saban, Dabo Swinney and Kyle Whittingham.
- Frost also led Nebraska to a 13-0 record and a national title as the Huskers' starting quarterback in 1997. Frost was the first person in NCAA history to be part of a 13-0 season as both a player and a head coach.

## NATIONAL COACH OF THE YEAR

Frost was the consensus choice as the 2017 national coach of the year, earning the honor from at least eight different organizations.

- Frost won the 2017 Paul "Bear" Bryant Award as the national coach of the year. He joined Chris Petersen (2006 & 2009, Boise State) as the only coaches in the 32-year history of the award to win the honor while coaching a team outside of a Power Five Conference.
- Frost was also the AP Coach of the Year, becoming the sixth coach to win the award in his first or second season as a head coach.

## FROST A TOP OFFENSIVE COACH

For each of the last 12 years, Scott Frost has either been an offensive assistant, offensive coordinator or head coach who calls the offensive plays. During that time, he has consistently proven to be one of the nation's finest offensive coaches.

- In 12 seasons coaching offense, Frost has worked with eight units that finished in the top 10 nationally in scoring, including seven that ranked in the top five.
- Frost has also been a part of seven teams that ranked in the top 10 nationally in total offense the past 12 seasons.

## FROST A PROVEN WINNER

Frost is a proven winner. In his 15-year full-time coaching career, Frost's teams have combined for a 135-46 record.

- Frost teams have averaged better than nine wins per season, including seven 12-win campaigns.
- He has won seven conference titles in 14 years.
- Frost has coached in two national title games and his teams have finished with a top-10 ranking eight times in the past 14 years.
- In two seasons as UCF's head coach, the Knights were the nation's most improved team in 2016 and were the only FBS team to go undefeated in 2017.
- As a Husker quarterback, Frost was a two-time national champion who helped NU to a 36-2 record, including a 24-2 mark as a starter.
- Frost is one of four active head coaches who won a national title as a player and is the only coach who won multiple national titles as a player.

# NEBRASKA ASSISTANT COACHES



## **MATT LUBICK** OFFENSIVE COORDINATOR WIDE RECEIVERS

- 2nd Season at Nebraska
- 26th Career Season
- 5th Year as an Offensive Coord.

Lubick has coached in the ACC, Big Ten and Pac-12, serving as offensive coordinator at Oregon, Washington and Nebraska. In his last seven seasons, Lubick has worked with four top-25 scoring offenses. His offenses have ranked in the top 25 nationally in completion percentage each of his four years as a coordinator, including NU in 2020 (9th). The 2012 National Wide Receivers Coach of the Year, Lubick coached two of the 10 all-time leading receivers at Washington.



## **GREG AUSTIN** OFFENSIVE LINE RUN GAME COORDINATOR

- 4th Season at Nebraska
- 12th Career Season
- 2 Years of NFL Experience

A former Husker All-Big 12 offensive lineman, Austin has coached the offensive line at the Power Five and NFL levels. His lines have paved the way for a top-25 offense at each of his three collegiate stops. Austin also serves as the Huskers' run game coordinator.



## **SEAN BECKTON** TIGHT ENDS

- 4th Season at Nebraska
- 26th Career Season
- 23 Years of Collegiate Experience

Beckton has developed NFL draft picks at three different positions: cornerback, wide receiver and tight end. Husker tight ends set career highs in every category in 2019 and helped Nebraska rank 9th nationally in completion percentage in 2020.



## **RYAN HELD** RUNNING BACKS RECRUITING COORDINATOR

- 4th Season at Nebraska
- 22nd Career Season
- 13 Years as a Head Coach

Held won two national titles as a player at Nebraska, and he has won two national titles as a coach (Nebraska & Tennessee). He has coached a running back who has ranked in the top 15 nationally in yards per carry two of the last four seasons.



## **MARIO VERDUZCO** QUARTERBACKS

- 4th Season at Nebraska
- 45th Career Season
- 35 Years of Collegiate Experience

Verduzco was a nominee for assistant coach of the year in 2018 after Adrian Martinez was the second true freshman in NCAA history to average 200 yards passing and 50 yards rushing. In 2017, UCF's McKenzie Milton was second nationally in pass efficiency.



## **ERIK CHINANDER** DEFENSIVE COORDINATOR

- 4th Season at Nebraska
- 19th Career Season
- 6th Year as a Defensive Coord.

Chinander boasts NFL coaching experience and has coached in two FBS national title games and one FCS Championship Game. He earned a nomination for the Broyles Award at UCF in 2016. The defense then preserved UCF's perfect season in 2017 with a pair of game-clinching interceptions in the conference title game and the Peach Bowl. At Nebraska in 2020, the Huskers allowed their fewest yards per game (386.5) since the 2016 season.



## **MIKE DAWSON** OUTSIDE LINEBACKERS SPECIAL TEAMS COORD.

- 2nd Season at NU (3rd Overall)
- 23rd Career Season
- 4 Years of NFL Experience

Dawson boasts four years of NFL coaching experience, and he has also been a collegiate defensive coordinator. He has experience coaching both defensive linemen and outside linebackers in college and the NFL. Dawson is also NU's special teams coordinator.



## **TRAVIS FISHER** DEFENSIVE BACKS

- 4th Season at Nebraska
- 9th Career Season

Fisher is a rising star following a nine-year NFL career. He has coached 12 all-conference defensive backs the past five years and all four Husker secondary starters were All-Big Ten in 2020. Fisher's units have ranked in the top 25 in interceptions twice in the last five years.



## **BARRETT RUUD** INSIDE LINEBACKERS

- 4th Season at Nebraska
- 7th Career Season

Mohamed Barry totaled more than 200 tackles in his two seasons under Ruud, earning All-Big Ten honors both years. Ruud is Nebraska's all-time leading tackler, and he posted four consecutive 100-tackle seasons for the Tampa Bay Bucs as part of his eight-year NFL career.



## **TONY TUIOTI** DEFENSIVE LINE

- 3rd Season at Nebraska
- 19th Career Season
- 2 Years of NFL Experience

Tuioti has NFL experience as a defensive line coach and has coached at two of the seven winningest programs in NCAA history. Two of his three starting defensive linemen in 2019 were selected in the NFL Draft, while the third signed a free agent contract.

## GAME DAY COACHING SPOTS

### SIDELINES

- Scott Frost, Head Coach
- Greg Austin, Defensive Line
- Sean Beckton, Tight Ends
- Mike Dawson, OLB/Special Teams
- Travis Fisher, Defensive Backs
- Barrett Ruud, Inside Linebackers
- Tony Tuioti, Defensive Line
- Mario Verduzco, Quarterbacks

### COACHES BOOTH

- Erik Chinander, Defensive Coordinator
- Matt Lubick, Offensive Coordinator/WRs
- Ryan Held, Running Backs

## NEBRASKA SUPPORT STAFF

### STRENGTH COACHES

- Zach Duval, Head Strength Coach
- Jasen Carlson, Assistant Strength Coach
- Dan Millington, Assistant Strength Coach
- Andrew Strop, Assistant Strength Coach
- Ryan Teifer, Performance Intern

### FOOTBALL ADMINISTRATION

- Matt Davison, Associate A.D. - Football
- Andrew Sims, Dir. of Football Operations
- Austin Herink, Assoc. Dir. of Football Oper.
- Joni Duff, Football Administrative Assistant

### ANALYSTS & QUALITY CONTROL

- Ron Brown, Senior Offensive Analyst
- Frank Verducci, Senior Offensive Analyst
- Mike Cassano, Offensive Analyst
- Steve Demeo, Offensive Analyst
- Keanon Lowe, Offensive Analyst
- Demeitre Brim, Defensive Analyst
- Bill Busch, Defensive Analyst
- Bobby Maffei, Defensive Analyst
- Dan Dillon, Recruiting Analyst
- Steve Cooper, Offensive Quality Control
- Sean Beckton Jr., Develop. Perf. Quality Control

### PLAYER PERSONNEL & RECRUITING

- Sean Dillon, Director of Player Personnel
- Ryan Callaghan, Asst. Dir. of Player Personnel
- Marco Castro-Walker, Dir. of Player Develop.
- Kenny Wilhite, Director of High School Relations
- Trent Mossbrucker, Dir. of Recruiting & Admin.

### GRADUATE ASSISTANTS

- Quentin Carter
- Joey Connors
- Jon Germano
- Marcell Lazard

### FOOTBALL VIDEO & CREATIVE STAFF

- Matt Haron, Director of Video Technology
- Orah Garst, Dir. of Creative & Engagement
- Hunter Krehnke, Director of Graphic Design
- Rob Washington, Digital Producer for Football
- Geno Velasco, Video Producer for Football
- Cole Gerke, Video Assistant for Football

### ADDITIONAL FOOTBALL STAFF

- Jay Terry, Assistant A.D. - Equipment Operations
- Bryan Harrod, Equipment Manager
- Kyle Kotrous, Equipment Manager
- Mark Mayer, Head Football Athletic Trainer
- Drew Hamblin, Assistant Athletic Trainer
- Dave Ellis, Director of Performance Nutrition
- Brett Haskell, Director of Sport Psychology

# SCOUTING THE BUFFALO BULLS



Buffalo opened its 2021 season with a 69-7 rout of Wagner last Saturday in the Bulls' first game under first-year head coach Maurice Linguist.

Buffalo totaled 569 yards of offense last week, rushing for 312 yards and completing 16-of-22 passes for 257 yards. Four Bulls rushed for more than 50 yards and Buffalo scored seven rushing touchdowns. Ron Cook Jr. led the way with 14 carries for 94 yards and one score, while Kevin Marks added 13 carries for 72 yards and two scores. Quarterback Kyle Vantrease completed 15-of-19 passes for 231 yards and one touchdown, while receiver Quian Williams caught five passes for 96 yards.

Defensively, Buffalo limited Wagner to seven first downs while allowing only 97 yards of offense. The Bulls' defense allowed only 79 passing yards and just 18 rushing yards on 35 attempts, powered by five sacks. Taylor Riggins led the stingy defensive effort with six tackles, including a pair of sacks. Daishon Folsom added five tackles, 1.5 tackles for loss and 1.0 sack.

## 2021 SCHEDULE

9/4	Wagner	W, 69-7
9/11	@ Nebraska	2:30 p.m.
9/18	Coastal Carolina	11 a.m.
9/25	@ Old Dominion	TBA
10/2	Western Michigan	11 a.m.
10/9	@ Kent St.	TBA
10/16	Ohio	TBA
10/23	@ Akron	TBA
10/30	Bowling Green	11 a.m.
11/9	@ Miami (Ohio)	6 p.m.
11/17	Northern Illinois	6 p.m.
11/23	@ Ball St.	6 p.m.

## HEAD COACH INFORMATION



### HEAD COACH MAURICE LINGUIST

- 1st season at Buffalo (1-0 Record)
- 1st Career Season (1-0 Record)

Maurice Linguist led Buffalo to a dominating 69-7 season-opening home win over Wagner last Saturday in his head coaching debut.

Linguist expected to be the co-defensive coordinator and defensive backs coach at Michigan this fall, and he spent 107 days in that role after being hired by Wolverine Head Coach Jim Harbaugh in the offseason. But after Buffalo head coach Lance Leipold was hired at Kansas, Linguist was named the Bulls' head coach on May 8, 2021.

The 37-year old Linguist has coached for the past 15 seasons. He spent the 2020 season in the NFL with the Dallas Cowboys, and Linguist has coached at six Power Five programs, including Michigan (2021), Texas A&M (2018-19), Minnesota (2017), Mississippi State (2016), Iowa State (2014-15) and Baylor (2007).

### MAURICE LINGUIST VS. NEBRASKA

Maurice Linguist has never faced Nebraska as a head coach and Nebraska and Buffalo are meeting for the first time on Saturday. He has faced the Huskers once in his career as an assistant coach, as he was on the Minnesota staff in 2017 when the Golden Gophers defeated the Huskers in Minneapolis.

## BUFFALO STATISTICAL LEADERS

RUSHING					
	ATT.	YDS	YPC	YPG	TD
Ron Cook Jr.	14	94	6.7	94.0	1
Kevin Marks Jr.	13	72	25.5	72.0	2
Mike Washington	13	65	5.0	65.0	0

PASSING					
	CMP-ATT-INT	PCT	YDS	YPG	TD
Kyle Vantrease	15-19-0	78.9	231	231.0	1

RECEIVING					
	REC.	YDS	YPC	YPG	TD
Quian Williams	5	96	19.2	96.0	0
Jovany Ruiz	3	76	25.3	76.0	1
Marlyn Johnson	1	26	26.0	26.0	1
Dominic Johnson	2	19	9.5	19.0	0
Jahkeel Reef	1	11	11.0	11.0	0

PUNTING						
	NO.	YDS	AVG	LG	I20	50+
None						

PUNT RET.				
	NO.	YDS	AVG	TD
Quian Williams	4	48	12.0	0

KICK RET.				
	NO.	YDS	AVG	TD
Ron Cook Jr.	1	22	22.0	0

FIELD GOALS			
	FG-ATT	PCT	LG
Alex McNulty	1-1	100.0	35
Jackson Baltar	1-1	100.0	33

TACKLES			
	TACK	TFL	SCK
Taylor Riggins	6	2.0	2.0
Daishon Folsom	5	1.5	1.0
James Patterson	5	0.0	0.0
E.J. Brown	4	0.0	0.0
Dylan Powell	4	0.0	0.0
Shaun Dolac	3	1.5	0.0
Daymond Williams	3	1.0	0.0



## STATISTICAL RANKING COMPARISON



NEB	CONF.	NAT.	CATEGORY	NAT.	CONF.	BUFF
244.5	3rd	26th	Rushing Offense	13th	1st	312.0
268.0	5th	43rd	Passing Offense	53rd	2nd	252.0
512.5	2nd	21st	Total Offense	10th	1st	564.0
37.0	5th	39th	Scoring Offense	1st	1st	69.0
148.0	8th	77th	Rushing Defense	6th	1st	18.0
161.0	4th	36th	Pass Defense	6th	1st	79.0
309.0	5th	46th	Total Defense	3rd	1st	97.0
18.5	6th	58th	Scoring Defense	11th	1st	7.0
52%	3rd	30th	3rd-Down Offense	11th	1st	62%
31%	3rd	40th	3rd-Down Defense	8th	2nd	15%
100%	1st	1st	Red Zone Offense	1st	1st	100%
100%	5th	62nd	Red Zone Defense	62nd	3rd	100%
35.0	14th	96th	Net Punting	NA	NA	NA
0.5	11th	76th	Punt Returns	27th	1st	11.0
7.0	10th	96th	Punt Return Defense	NA	NA	NA
16.3	7th	71st	Kickoff Returns	29th	2nd	22.0
9.0	3rd	27th	Kick Return Defense	50th	6th	15.5
3.5	3rd	23rd	Penalties	56th	6th	6.0
38.5	4th	38th	Penalty Yards	72nd	6th	54.0
4	2nd	5th	Turnovers Gained	NA	NA	NA
3	12th	99th	Turnovers Lost	1st	1st	0
+0.5	8th	57th	Turnover Margin	60th	7th	+0.0

## BUFFALO INFORMATION

The University at Buffalo fielded a football team for the first time in 1894 as a club sport before embracing intercollegiate athletics in 1895 for its first varsity football season. Despite various years when Buffalo did not field a football team, the Bulls joined the ranks of the Football Bowl Subdivision in 1999.

The Bulls have claimed one conference championship in the FBS era, taking home the Mid-American Conference title in 2008 under head coach and former Nebraska quarterback and assistant coach Turner Gill.

- **First Year:** 1894
- **All-Time Record:** 394-534-28
- **Bowl Record:** 2-3
- **Conference Titles:** 1
- **National Titles:** 0
- **Stadium:** UB Stadium
- **Capacity:** 29,013
- **Playing Surface:** FieldTurf
- **Location:** Buffalo, N.Y.
- **Enrollment:** 31,923
- **Colors:** Royal Blue & White

# THE LAST TIME AN INDIVIDUAL...

## OFFENSE

### 100 YARDS RUSHING

**Nebraska:** Markese Stepp (101), vs. Fordham (Sept. 4, 2021)  
**Opponent:** Mohamed Ibrahim (108), Minnesota (Dec. 12, 2020)

### 200 YARDS RUSHING

**Nebraska:** Ameer Abdullah (225), vs. Rutgers (Oct. 25, 2014)  
**Opponent:** Jonathan Taylor (204), vs. Wisconsin (Nov. 16, 2019)

### 300 YARDS RUSHING

**Nebraska:** Roy Helu Jr. (307), vs. Missouri (Oct. 30, 2010)  
**Opponent:** Melvin Gordon (408), at Wisconsin (Nov. 15, 2014)

### 4 RUSHING TOUCHDOWNS

**Nebraska:** Ameer Abdullah (4), at Northwestern (Oct. 18, 2014)  
**Opponent:** Melvin Gordon (4), at Wisconsin (Nov. 15, 2014)

### MORE THAN 4 RUSHING TOUCHDOWNS

**Nebraska:** Calvin Jones (6), at Kansas (Nov. 9, 1991)  
**Opponent:** Chris Brown (6), at Colorado (Nov. 23, 2001)

### 300 YARDS PASSING

**Nebraska:** Adrian Martinez (327), at Illinois (Sept. 21, 2019)  
**Opponent:** Jack Plummer (334), at Purdue (Dec. 5, 2020)

### 400 YARDS PASSING

**Nebraska:** Tanner Lee, at Purdue (431), Oct. 28, 2017  
**Opponent:** Clayton Thorson (455), at Northwestern (Oct. 13, 2018)

### 500 YARDS PASSING

**Nebraska:** Joe Ganz (510), vs. Kansas State (Nov. 10, 2007)  
**Opponent:** Tim Rattay (590), Louisiana Tech (Aug. 29, 1998)

### 30 COMPLETIONS

**Nebraska:** Tanner Lee (32), at Purdue (Oct. 28, 2017)  
**Opponent:** Jack Plummer (33), at Purdue (Dec. 5, 2020)

### 40 COMPLETIONS

**Nebraska:** Never Happened  
**Opponent:** Clayton Thorson (41), at Northwestern (Oct. 13, 2018)

### 4 PASSING TOUCHDOWNS

**Nebraska:** Ryker Fyfe (4), at Purdue (Oct. 31, 2015)  
**Opponent:** J.T. Barrett (5), Ohio St. (Oct. 14, 2017)

### MORE THAN 4 PASSING TOUCHDOWNS

**Nebraska:** Joe Ganz (7), vs. Kansas St. (Nov. 10, 2007)  
**Opponent:** J.T. Barrett (5), Ohio State, Oct. 14, 2017

### TD PASS BY A NON-QUARTERBACK

**Nebraska:** De'Mornay Pierson-El (WR), at Northwestern (Oct. 18, 2014)  
**Opponent:** Tommy Saunders (WR), at Missouri (Oct. 6, 2007)

### 10 RECEPTIONS

**Nebraska:** Stanley Morgan Jr. (10), vs. Minnesota (Oct. 20, 2018)  
**Opponent:** Rondale Moore (13) and David Bell (10), at Purdue (Dec. 5, 2020)

### 100 RECEIVING YARDS

**Nebraska:** Samori Toure (133) vs. Fordham (Sept. 4, 2021)  
**Opponent:** David Bell (132), at Purdue (Dec. 5, 2020)

### 200 RECEIVING YARDS

**Nebraska:** JD Spielman (209), at Wisconsin (Oct. 6, 2018)  
**Opponent:** Flynn Nagel (220), at Northwestern (Oct. 13, 2018)

### 3 RECEIVING TOUCHDOWNS

**Nebraska:** Brandon Kinnie (3), at Oklahoma State (Oct. 23, 2010)  
**Opponent:** Dezmon Briscoe (3), at Kansas (Nov. 3, 2007)

### 500 TOTAL OFFENSE YARDS

**Nebraska:** Joe Ganz (521), at Colorado (Nov. 23, 2007)  
**Opponent:** Tim Rattay (568), Louisiana Tech (Aug. 29, 1998)

## LONG OFFENSIVE PLAYS

### 60-69 YARD RUN

**Nebraska:** Maurice Washington (60, TD), vs. No. Illinois (Sept. 14, 2019)  
**Opponent:** Cam Wiley (61), Minnesota (Dec. 12, 2020)

### 70-79 YARD RUN

**Nebraska:** Adrian Martinez (75, TD), at Illinois (Aug. 28, 2021)  
**Opponent:** Demry Croft (73-TD), at Minnesota (Nov. 11, 2017)

### 80-89 YARD RUN

**Nebraska:** Kenny Bell (82-TD), at Minnesota (Oct. 22, 2011)  
**Opponent:** Jonathan Taylor (88, TD), at Wisconsin (Oct. 6, 2018)

### 90-99 YARD RUN

**Nebraska:** Taylor Martinez (92, TD), at UCLA (Sept. 8, 2012)  
**Opponent:** Ell Roberson (91, TD), Kansas St. (Nov. 16, 2002)

### 60-69 YARD PASS

**Nebraska:** Martinez to Spielman (65, TD), at Colorado, (Sept. 7, 2019)  
**Opponent:** Morgan to Autman-Bell (69), Minnesota (Oct. 20, 2018)

### 70-79 YARD PASS

**Nebraska:** Martinez to Washington (75, TD), at Colorado (Sept. 7, 2019)  
**Opponent:** Levis to Freiermuth (74 yards), Penn St. (Nov. 14, 2020)

### 80-89 YARD PASS

**Nebraska:** Lee to Morgan Jr. (80, TD), vs. Wisconsin (Oct. 7, 2017)  
**Opponent:** Plummer to Bell (89, TD), at Purdue (Dec. 5, 2020)

### 90-99 YARD PASS

**Nebraska:** Armstrong Jr. to Enunwa (99, TD), vs. Georgia (Jan. 1, 2014)  
**Opponent:** Montez to Nixon (96, TD), at Colorado (Sept. 7, 2019)

## DEFENSE

### 15 TACKLES

**Nebraska:** Marquel Dismuke (15) vs. Penn State (Nov. 14, 2020)  
**Opponent:** Ryan Greenhagen (30), Fordham (Sept. 4, 2021)\*

### 20 TACKLES

**Nebraska:** Lee Kunz (23), at Oklahoma (Nov. 25, 1977)  
**Opponent:** Ryan Greenhagen (30), Fordham (Sept. 4, 2021)\*  
 \*-opponent school record

### 3.0 OR MORE SACKS

**Nebraska:** Randy Gregory (3.0), at Michigan (Nov. 9, 2013)  
**Opponent:** Mustaf Johnson (3.0), at Colorado (Sept. 7, 2019)

### 5 OR MORE TFLs

**Nebraska:** Cianté Evans (5), vs. Northwestern (Nov. 2, 2013)  
**Opponent:** A.J. Epenesa (5), Iowa (Nov. 29, 2019)

### 5 PASS BREAKUPS

**Nebraska:** Dicaprio Bootle (5), at Michigan (Sept. 22, 2018)  
**Opponent:** Never Happened

### 2 INTERCEPTIONS

**Nebraska:** Deontai Williams (2) vs. Fordham (Sept. 4, 2021)  
**Opponent:** Jeff Okudah (2), vs. Ohio State (Sept. 28, 2019)

### MORE THAN 2 INTERCEPTIONS

**Nebraska:** Matt O'Hanlon (3), vs. Oklahoma (Nov. 7, 2009)  
**Opponent:** Anthony Brown (3), at Purdue (Oct. 31, 2015)

### RETURNED AN INTERCEPTION FOR A TOUCHDOWN

**Nebraska:** Cam Taylor-Britt (38 yds), vs. Iowa (Nov. 29, 2019)  
**Opponent:** Chris Orr (78 yds), Wisconsin (Oct. 7, 2017)

### RETURNED A FUMBLE FOR A TOUCHDOWN

**Nebraska:** Deontai Williams (26 yards) vs. Penn State (Nov. 14, 2020)  
**Opponent:** Calvin Hart Jr. (41 yards) at Illinois (Aug. 28, 2021)

## SPECIAL TEAMS

### PUNT RETURN TOUCHDOWN

**Nebraska:** JD Spielman (76 yds), vs. South Alabama (Aug. 31, 2019)  
**Opponent:** Donovan Peoples-Jones (60), at Michigan (Sept. 22, 2018)

### KICKOFF RETURN TOUCHDOWN

**Nebraska:** JD Spielman (99 yds), vs. Arkansas St. (Sept. 2, 2017)  
**Opponent:** Aron Cruickshank (98 yds), at Rutgers (Dec. 18, 2020)

### BLOCKED PUNT

**Nebraska:** Levi Falck (1), at Purdue (Dec. 5, 2020)  
**Opponent:** Jackson Anthrop (1), at Purdue (Dec. 5, 2020)

### BLOCKED PUNT RETURNED FOR TOUCHDOWN

**Nebraska:** Justin Blatchford (25 yds), at Baylor (Oct. 31, 2009)  
**Opponent:** Darren Rus (20 yds), Kansas (Nov. 5, 2005)

## THE LAST TIME A TEAM...

### OFFENSE

#### 300 YARDS RUSHING

**Nebraska:** vs. Fordham, Sept. 4, 2021 (329)  
**Opponent:** vs. Wisconsin, Nov. 16, 2019 (320)

#### 400 YARDS RUSHING

**Nebraska:** vs. Illinois, Sept. 27, 2014 (458)  
**Opponent:** at Minnesota, Nov. 11, 2017 (409)

#### 500 YARDS RUSHING

**Nebraska:** at Baylor, Oct. 13, 2001 (641)  
**Opponent:** at Wisconsin, Nov. 15, 2014 (581)

#### 300 YARDS PASSING

**Nebraska:** vs. Fordham, Sept. 4, 2021 (304)  
**Opponent:** at Purdue, Dec. 5, 2020 (334)

#### 400 YARDS PASSING

**Nebraska:** at Wisconsin, Oct. 6, 2018 (407)  
**Opponent:** at Northwestern, Oct. 13, 2018 (455)

#### 500 YARDS PASSING

**Nebraska:** vs. Kansas State, Nov. 10, 2007 (519)  
**Opponent:** Louisiana Tech, Aug. 29, 1998 (590)

#### 600 YARDS OF OFFENSE

**Nebraska:** vs. Fordham, Sept. 4, 2021 (633)  
**Opponent:** at Penn State, Nov. 18, 2017 (609)

#### 700 YARDS OF OFFENSE

**Nebraska:** vs. Florida Atlantic, Aug. 30, 2014 (784 yards)  
**Opponent:** Never accomplished

#### 50 POINTS

**Nebraska:** vs. Fordham, Sept. 4, 2021 (Nebraska won 52-7)  
**Opponent:** Ohio State, Oct. 24, 2020 (Ohio State won 52-17)

#### 60 POINTS

**Nebraska:** vs. Idaho State, Sept. 22, 2012 (Nebraska won, 73-7)  
**Opponent:** at Ohio State, Nov. 5, 2016 (Ohio State won 62-3)

#### TWO 100-YARD RUSHERS

**Nebraska:** at Rutgers, Dec. 18, 2020 (Mills, Martinez)  
**Opponent:** Illinois, Nov. 21, 2020 (Epstein, Brown)

#### THREE 100-YARD RUSHERS

**Nebraska:** vs. Minnesota, Oct. 20, 2018 (Ozigbo, Martinez, Washington)  
**Opponent:** Wisconsin, Dec. 1, 2012 (Gordon, Ball, White)

#### TWO 100-YARD RECEIVERS

**Nebraska:** at Colorado, Sept. 7, 2019 (Washington, Spielman)  
**Opponent:** Ohio State, Oct. 24, 2020 (Wilson, Olave)

### BLOCKED PUNT FOR A SAFETY

**Nebraska:** Marquel Dismuke (1) vs. Illinois (Nov. 10, 2018)  
**Opponent:** Keandre Jones (1), Ohio St. (Nov. 3, 2018)

### BLOCKED FIELD GOAL

**Nebraska:** Marquel Dismuke (1) vs. Fordham (Sept. 4, 2021)  
**Opponent:** Jalen McKie (1) & Antonio Jones-Davis, No. Ill. (Sept. 14, 2019)

### BLOCKED FG RETURNED FOR TOUCHDOWN

**Nebraska:** Nathan Gerry (85 yds) vs. Minnesota (Nov. 22, 2014)  
**Opponent:** Never Happened

### DEFENSE

#### POSTED A SHUTOUT

**Nebraska:** vs. Arizona, Dec. 30, 2009 (33-0)  
**Opponent:** Arizona State, Sept. 21, 1996 (19-0)

#### RECORDED A DEFENSIVE SAFETY

**Nebraska:** vs. Arizona, Dec. 30, 2009 (33-0)  
**Opponent:** Northern Illinois, Sept. 14, 2019 (44-8)

#### 2 DEFENSIVE TOUCHDOWNS

**Nebraska:** vs. South Alabama, Aug. 31, 2019 (1 IR, 1 fumble return)  
**Opponent:** Northern Illinois, Sept. 16, 2017 (2 interception returns)

#### 4 INTERCEPTIONS

**Nebraska:** vs. Wyoming, Sept. 10, 2016 (5)  
**Opponent:** Oregon, Sept. 9, 2017 (4)

#### 15 TFLs

**Nebraska:** at Michigan, Nov. 9, 2013 (16)  
**Opponent:** vs. Oklahoma, Dec. 4, 2010 (17)

#### 7 OR MORE SACKS

**Nebraska:** vs. Colorado, Sept. 8, 2018 (7)  
**Opponent:** vs. Oklahoma, Dec. 4, 2010 (7)

#### 15 PASS BREAKUPS

**Nebraska:** Kansas, Oct. 2, 2004 (17)  
**Opponent:** Never Happened

## MISCELLANEOUS

### SAFETY OF ANY KIND

**Nebraska:** Blocked Punt vs. Illinois (Nov. 10, 2018)  
**Opponent:** Tackle in End Zone on Punt Return at Illinois (Aug. 28, 2021)

### WAS NOT PENALIZED

**Nebraska:** vs. Maine, Sept. 3, 2005  
**Opponent:** Iowa, Sept. 4, 1999

### OVERCAME A HALFTIME DEFICIT TO WIN

**Nebraska:** at Rutgers, Dec. 18, 2020 (trailed, 14-7, won 28-21)  
**Opponent:** Indiana, Oct. 26, 2019 (trailed, 21-16, won 38-31)

### WON WHEN TRAILING AFTER 3 QUARTERS

**Nebraska:** at Illinois, Sept. 21, 2019 (trailed 35-27, won 42-38)  
**Opponent:** Colorado, Sept. 7, 2019 (trailed, 17-7, won 34-31 in OT)

### OVERTIME GAME

at Colorado, Sept. 7, 2019 (Colorado won 34-31)

### NEBRASKA OVERTIME WIN

at Iowa, Nov. 28, 2014 (Nebraska won 37-34)



**NUMERICAL ROSTER**
**2021 NEBRASKA FOOTBALL ROSTER**

NO.	NAME	POS.	NO.	NAME	POS.	HT.	WT.	YR.	HOMETOWN (HIGH SCHOOL/COLLEGE)
0	Pheldarius Payne	OLB	11	*** Allen, Austin	TE	6-9	255	Jr.	Aurora, Neb. (Aurora)
0	Jaquez Yant	RB	9	Arcenaux, Spencer	QB	6-1	180	Fr.	Mobile, Ala. (McGill Tooten)
1	Tyreke Johnson	CB	53	Archer, Jake	ILB	6-1	210	Fr.	Omaha, Neb. (Skutt Catholic)
2	Adrian Martinez	QB	73	** Bando, Broc	OL	6-5	315	Jr.	Lincoln, Neb. (IMG Academy [Fla.])
2	Caleb Tannor	OLB	74	* Banks, Brant	OL	6-7	305	RFr.	Houston, Texas (Westbury Christian)
3	Will Honas	ILB	55	Banks, Brig	LS	6-2	240	Jr.	Houston, Texas (St. Thomas/Henderson State)
3	Samori Toure	WR	32	** Belt, Brody	WR	5-9	185	So.	Omaha, Neb. (Millard West)
4	Alante Brown	WR	54	* Benhart, Bryce	OL	6-9	330	RFr.	Lakeville, Minn. (Lakeville North)
4	Myles Farmer	S	15	* Betts, Zavier	WR	6-2	200	Fr.	Bellevue, Neb. (West)
5	Omar Manning	WR	96	Black, Marquis	DL	6-3	315	Fr.	McDonough, Ga. (Eagle's Landing Christian Academy)
5	Cam Taylor-Britt	CB	58	Boerkircher, Ian	OL	6-6	280	So.	Aurora, Neb. (Aurora/Nebraska-Kearney)
6	Quinton Newsome	CB	49	Boerkircher, Nate	TE	6-5	230	Fr.	Aurora, Neb. (Aurora)
7	Tamon Lynam	CB	43	Booker III, Michael	DB	6-1	195	Fr.	Grand Prairie, Texas (South Grand Prairie)
7	Latrell Neville	WR	35	Branch, Derek	DB	5-11	175	Fr.	Lincoln, Neb. (Southeast)
8	Logan Smothers	QB	26	Bretz, Koby	DB	6-2	195	Fr.	Omaha, Neb. (Westside)
8	Deontai Williams	S	82	Brewington, Chancellor	TE/WR	6-3	185	Jr.	Chandler, Ariz. (Hamilton/Northern Arizona)
9	Spencer Arcenaux	QB	4	* Brown, Alante	WR	5-10	185	Fr.	Chicago, Ill. (Simeon/St. Thomas More [Conn.] Prep)
9	Marquel Dismuke	S	41	Brown, Elliott	WR	5-11	180	Fr.	Omaha, Neb. (Elkhorn South)
10	Heinrich Haarberg	QB	45	Brumfield, Kyan	DB	6-0	185	Jr.	San Antonio, Texas (Brandeis/Colgate/Texas Tech)
10	Jackson Hannah	ILB	63	Buckley, Ru'Quan	DL	6-5	290	Fr.	Wyoming, Mich. (Godwin Heights)
11	Austin Allen	TE	46	Buda, Grant	LB	6-0	205	Fr.	Lincoln, Neb. (Southwest)
11	Braxton Clark	CB	12	Buford Jr., Marques	DB	5-11	190	Fr.	DeSoto, Texas
12	Marques Buford Jr.	DB	84	Bullock, Alex	WR	6-2	190	Fr.	(Trinity Christian/St. Thomas More [Conn.] Prep)
12	Will Nixon	WR	35	Bullock, John	OLB	6-0	215	RFr.	Omaha, Neb. (Creighton Prep)
13	JoJo Domann	OLB	71	Burton, Maddox	DL	6-4	285	Fr.	Lincoln, Neb. (Southeast)
13	Kamonte Grimes	WR	17	Butler, Jimari	OLB	6-5	245	Fr.	Mobile, Ala. (Murphy)
14	Mikai Gbayor	ILB	81	Carnie, James	TE	6-5	230	Fr.	Roca, Neb. (Norris)
14	Rahmir Johnson	RB	58	Cassidy, Chris	ILB	6-1	215	So.	Lincoln, Neb. (Pius X)
15	Zavier Betts	WR	40	Cerni, Daniel	P	6-4	225	Fr.	Canberra, Australia (Prokick Australia)
15	Malik Williams	DB	11	* Clark, Braxton	CB	6-4	200	So.	Orlando, Fla. (Dr. Phillips)
16	Nadab Joseph	CB	36	Closman, Blake	DB	5-10	190	Fr.	Elkhorn, Neb. (Millard North)
16	Jarrett Synek	QB	42	Collins, AJ	DB	5-10	170	Fr.	Omaha, Neb. (Creighton Prep)
16	Zach Weinmaster	RB	79	Conn, Alex	OL	6-6	300	Fr.	Derby, Kan. (Derby)
17	Jimari Butler	OLB	36	Contreras, Chase	PK	6-1	180	So.	Missouri Valley, Iowa (Missouri Valley/Iowa Western CC)
17	Ty Hahn	WR	69	Corcoran, Turner	OL	6-6	300	Fr.	Lawrence, Kan. (Free State)
18	Wynden Ho'ohuli	ILB	33	* Culp, Connor	PK	6-0	180	Fr.	Phoenix, Ariz. (Desert Vista/LSU)
18	Matt Masker	QB	93	*** Daniels, Damion	DL	6-3	325	Jr.	Dallas, Texas (Bishop Dunne)
19	Seth Malcom	ILB	95	Detlefsen, Grant	P	6-2	210	RFr.	Lincoln, Neb. (Southeast)
19	Barron Miles Jr.	WR	9	**** Dismuke, Marquel	S	6-1	210	Sr.	Compton, Calif. (Calabasas)
21	Noa Pola-Gates	S	13	**** Domann, JoJo	OLB	6-1	230	Sr.	Colorado Springs, Colo. (Pine Creek)
21	Marvin Scott III	RB	22	Ervin Jr., Gabe	RB	6-0	215	Fr.	Buford, Ga. (Buford)
22	Gabe Ervin Jr.	RB	88	* Falck, Levi	WR	6-1	200	Sr.	Circle Pines, Minn. (Centennial/South Dakota)
22	Eteva Mauga-Clements	ILB	4	** Farmer, Myles	S	6-3	200	RFr.	Atlanta, Ga. (Westlake)
23	Isaac Gifford	S	82	* Feist, Colton	DL	6-2	280	So.	Yutan, Neb. (Yutan)
24	Thomas Fidone II	TE	24	Fidone II, Thomas	TE	6-6	235	Fr.	Council Bluffs, Iowa (Lewis Central)
24	Blaise Gunnerson	OLB	92	Franke, Brendan	PK	6-3	215	Fr.	Gretna, Neb. (Gretna/Morningside)
25	Kelen Meyer	PK	14	Gbayor, Mikai	ILB	6-2	220	Fr.	Irvington, N.J. (Irvington)
26	Koby Bretz	DB	23	* Gifford, Isaac	S	6-1	205	Fr.	Lincoln, Neb. (Southeast)
28	Sevion Morrison	RB	46	Goodwin, John	TE	6-2	255	RFr.	Lincoln, Neb. (Lincoln High)
28	Luke Reimer	ILB	13	Grimes, Kamonte	WR	6-3	200	Fr.	Naples, Fla. (Palmetto Ridge)
29	Ashton Hausmann	DB	24	Gunnerson, Blaise	OLB	6-6	255	Fr.	Carroll, Iowa (Kuemper Catholic)
29	Cooper Jewett	RB	47	Guzman, Tyson	S	6-3	205	RFr.	Omaha, Neb. (Westside)
30	Randolph Kpai	ILB	10	Haarberg, Heinrich	QB	6-5	205	Fr.	Kearney, Neb. (Kearney Catholic)
30	Markese Stepp	RB	17	Hahn, Ty	WR	6-2	200	RFr.	Johnson, Neb. (Johnson-Brock)
31	Chris Kolarevic	LB	10	Hannah, Jackson	ILB	6-3	220	Fr.	Nashville, Tenn. (Montgomery Bell Academy)
32	Brody Belt	WR	80	Hardy II, Shawn	WR	6-3	190	Fr.	Kingsland, Ga. (Camden County)
32	Kaden Williams	DB	37	Harris, Isaiah	RB	5-8	190	Fr.	Omaha, Neb. (Millard South)
33	Connor Culp	PK	29	Hausmann, Ashton	DB	5-11	215	Fr.	Roca, Neb. (Norris)
33	Javin Wright	S	93	Heins, Gabe	PK	6-0	185	RFr.	Kearney, Neb. (Kearney)
34	Simon Otte	OLB	42	* Henrich, Nick	ILB	6-3	225	RFr.	Omaha, Neb. (Burke)
34	Beau Psencik	RB	80	Herbek, Jacob	TE	6-5	265	RFr.	Grand Island, Neb. (Central Catholic)
35	Derek Branch	DB	87	** Hickman, Chris	TE	6-5	215	RFr.	Omaha, Neb. (Burke)
35	John Bullock	OLB	75	* Hixson, Trent	OL	6-4	320	Jr.	Omaha, Neb. (Skutt Catholic)
35	Trevin Luben	RB	18	Ho'ohuli, Wynden	ILB	6-3	220	Fr.	Mililani, Hawaii (Mililani)
36	Blake Closman	DB	3	** Honas, Will	ILB	6-1	235	Sr.	Wichita, Kan. (Bishop Carroll/Butler CC)
36	Chase Contreras	PK	50	Hoskinson, Sam	OL	6-0	245	Fr.	Omaha, Neb. (Elkhorn South)
36	Taveon Thompson	WR	39	Hustedt, Garrett	ILB	6-2	230	RFr.	Omaha, Neb. (Mount Michael Benedictine)
37	Isaiah Harris	RB	72	Hutmacher, Nash	DL	6-4	325	Fr.	Oacoma, S.D. (Chamberlain)
37	Phalen Sanford	CB	38	* Jackson, Damian	OLB	6-2	270	Jr.	Las Vegas, Nev. (Shadow Ridge)
38	Damian Jackson	OLB	97	Jasek, Josh	PK	6-1	175	Fr.	Iowa City, Iowa (Iowa City West/Iowa Western)
39	Garrett Hustedt	ILB	29	Jewett, Cooper	RB	5-10	190	RFr.	Omaha, Neb. (Elkhorn South)
39	Matthew Schuster	RB	14	** Johnson, Rahmir	RB	5-10	185	RFr.	Oradell, N.J. (Bergen Catholic)
40	Daniel Cerni	P	1	Johnson, Tyreke	CB	6-1	190	So.	Jacksonville, Fla.
40	Darius Moore	DB	16	Joseph, Nadab	CB	6-2	195	So.	(Trinity Christian Academy/Ohio State)
41	Elliott Brown	WR	51	** Jurgens, Cam	OL	6-3	290	So.	Miami, Fla. (Noland/Independence [Kan.] CC)
41	Christian Lilienkamp	DB	51	Klover, Braden	ILB	6-2	230	Fr.	Beatrice, Neb. (Beatrice)
41	Garrett Snodgrass	ILB	31	Kolarevic, Chris	ILB	6-1	230	Jr.	Wymore, Neb. (Southern)
42	AJ Collins	DB	30	Kpai, Randolph	ILB	6-2	210	Fr.	Traverse City, Mich. (Saint Francis/Northern Iowa)
			81	Leader, Nick	OLB	6-1	210	RFr.	Sioux Falls, S.D. (Washington)
			85	* Liewer, Wyatt	WR	6-4	195	So.	Lincoln, Neb. (Southwest)
			41	Lilienkamp, Christian	DB	6-0	170	Fr.	O'Neill, Neb. (O'Neill)
			35	Luben, Trevin	RB	5-11	200	Fr.	Bellevue, Neb. (Bellevue West)
			59	Lutovsky, Henry	OL	6-6	330	Fr.	Wahoo, Neb. (Wahoo)
			77	Lynn, Michael	OL	6-6	295	RFr.	Crawfordsville, Iowa (Mount Pleasant)
			7	* Lynam, Tamon	CB	6-2	180	Fr.	Greenwood Village, Colo. (Cherry Creek)
			19	Malcom, Seth	ILB	6-4	210	Fr.	Orlando, Fla. (Evans)
			67	Mancino, Joey	OL	6-3	300	Fr.	Tabor, Iowa (Fremont-Mills)
			5	Manning, Omar	WR	6-4	225	Jr.	Holmdel, N.J. (Holmdel)
									Lancaster, Texas (Lancaster/TCU/Kilgore CC)

89	*	Martin, Oliver	WR	6-1	200	Jr.	Coralville, Iowa (Iowa City West/Michigan/Iowa)
2	***	Martinez, Adrian	QB	6-2	212	Jr.	Fresno, Calif. (Clovis West)
18		Masker, Matt	QB	6-2	220	So.	Kearney, Neb. (Kearney Catholic)
22	*	Mauga-Clements, Eteva	ILB	6-1	220	Jr.	Pleasant Hill, Calif. (College Park/Diablo Valley CC)
48	*	McCallum, Lane	S	6-2	215	Jr.	Norfolk, Neb. (Norfolk/Air Force)
71		Menning, Keegan	OL	6-5	335	Fr.	Fremont, Neb. (Fremont)
25		Meyer, Kelen	PK	6-3	190	Fr.	Ord, Neb. (Ord)
48		Meyersick, Evan	TE	6-5	185	Fr.	Omaha, Neb. (Millard West)
19		Miles Jr., Barron	WR	5-10	170	Fr.	Montreal, Quebec, Canada (Chandler [Ariz.])
66		Miller, Ezra	OL	6-6	315	RFr.	Holstein, Iowa (Ridge View/Iowa)
40		Moore, Darius	DB	6-1	185	Jr.	Tiffin, Iowa (Clear Creek Amana/Iowa Western CC)
28		Morrison, Sevion	RB	6-0	210	Fr.	Tulsa, Okla. (Edison)
53		Moses, Riley	OL	6-2	305	RFr.	Fairmont, Neb. (Fillmore Central)
94	*	Mueller, Cade	LS	6-0	220	So.	Gretna, Neb. (Gretna)
44	**	Nelson, Garrett	OLB	6-3	245	So.	Scottsbluff, Neb. (Scottsbluff)
7		Neville, Latrel	WR	6-4	195	Fr.	Fresno, Texas (Hightower)
52		Newsom, Mosai	DL	6-4	285	RFr.	Waverly, Iowa (Waverly-Shell Rock)
6	**	Newsome, Quinton	CB	6-1	185	So.	Suwanee, Ga. (North Gwinnett)
43		Nieman, Mason	S	6-1	195	Fr.	Waverly, Neb. (Waverly)
12		Nixon, Will	WR	5-11	185	Fr.	Waco, Texas (Midway)
63		Nouili, Nouredin	OL	6-4	315	So.	Frankfurt, Germany (Norris/Colorado State)
34	**	Otte, Simon	OLB	6-2	205	So.	York, Neb. (York)
0	*	Payne, Pheldarius	OLB	6-3	260	Jr.	Suffolk, Va. (Nansemond River/Lackawanna [Pa.] CC)
91	*	Pieper, Cameron	LS	6-3	260	So.	Lincoln, Neb. (Southwest)
57	*	Piper, Ethan	OL	6-3	305	RFr.	Norfolk, Neb. (Norfolk Catholic)
21	*	Pola-Gates, Noa	S	6-0	180	RFr.	Gilbert, Ariz. (Williams Field)
65		Prochazka, Teddy	OL	6-9	305	Fr.	Elkhorn, Neb. (Elkhorn South)
90	**	Przystup, William	P	6-4	250	So.	Oviedo, Fla. (Oviedo/Michigan State)
34		Pscencik, Beau	RB	6-0	205	Fr.	Houston, Texas (Lutheran South Academy)
28	**	Reimer, Luke	ILB	6-1	225	So.	Lincoln, Neb. (North Star)
91	*	Riley, Jordon	DL	6-6	310	Jr.	New Bern, N.C. (Riverside/North Carolina/Garden City [Kan.] CC)
45		Robinson, Truitt	WR	6-0	190	Fr.	Gilbert, Ariz. (Higley)
99	*	Robinson, Ty	DL	6-6	305	RFr.	Gilbert, Ariz. (Higley)
98	**	Rogers, Casey	DL	6-5	290	So.	Syracuse, N.Y. (Westhill/Avon Old Farms [Conn.])
86		Rollins, AJ	TE	6-6	230	Fr.	Omaha, Neb. (Creighton Prep)
37	*	Sanford, Phalen	CB	5-11	200	So.	Benkelman, Neb. (Dundy County-Stratton/Hastings College)
76		Schaller, Beau	OL	6-2	265	Fr.	Waukee, Iowa (Waukee)
54		Schommer, Ryan	OLB	6-5	260	So.	Norfolk, Neb. (Norfolk)
39		Schuster, Matthew	RB	5-10	190	Fr.	Cozad, Neb. (Cozad/Ashland-Greenwood)
21	*	Scott III, Marvin	RB	5-9	205	Fr.	Daytona Beach, Fla. (Spruce Creek)
83		Shurtleff, Sam	OLB	6-3	220	RFr.	Watkinsville, Ga. (Oconee County)
70	**	Sichterman, Matt	OL	6-4	310	Jr.	Cincinnati, Ohio (Kings)
8		Smothers, Logan	QB	6-2	195	Fr.	Muscle Shoals, Ala. (Muscle Shoals)
41	*	Snodgrass, Garrett	ILB	6-3	225	RFr.	York, Neb. (York)
62		Stafursky, Noah	OL	6-4	330	RFr.	York, Neb. (York)
30		Stapp, Markese	RB	6-1	230	So.	Indianapolis, Ind. (Cathedral/USC)
95	****	Stille, Ben	DL	6-5	290	Fr.	Ashland, Neb. (Ashland-Greenwood)
16		Synek, Jarrett	QB	6-0	190	Fr.	Hastings, Neb. (Hastings)
56		Tagge, Grant	ILB	6-1	205	Fr.	Omaha, Neb. (Westside)
2	***	Tannor, Caleb	OLB	6-3	225	Jr.	Stone Mountain, Ga. (Miller Grove)
5	***	Taylor-Britt, Cam	CB	6-0	197	Jr.	Montgomery, Ala. (Park Crossing)
97	**	Thomas, Deontre	DL	6-2	285	Jr.	Mustang, Okla. (Mustang)
36		Thompson, Taveon	WR	6-4	200	Fr.	Lincoln, Neb. (Southeast)
3		Toure, Samori	WR	6-3	190	Sr.	Portland, Ore. (Westview/Montana)
83	*	Vokolek, Travis	TE	6-6	260	Jr.	Springfield, Mo. (Kickapoo/Rutgers)
55		Walker, Chris	DL	6-6	290	Jr.	Lincoln, Neb. (East)
50		Weaver, Jailen	DL	6-8	320	Fr.	Antioch, Calif. (Antioch)
49		Weehler, Payton	DB	6-3	190	Fr.	Blockton, Iowa (Mt. Ayr)
16		Weinmaster, Zach	RB	5-10	190	RFr.	Loveland, Colo. (Loveland)
92		Wildeman, Tate	DL	6-6	280	So.	Parker, Colo. (Legend)
8	**	Williams, Deontai	S	6-1	205	Sr.	Jacksonville, Fla. (Trinity Christian Academy/Jones County [Miss.] CC)
32		Williams, Kaden	DB	5-10	155	Fr.	Omaha, Neb. (Millard West)
15		Williams, Malik	DB	6-0	190	Fr.	Atlanta, Ga. (Buford)
96		Witucki, Camden	LS	6-2	225	Fr.	Grand Blanc, Mich. (Grand Blanc Community)
33		Wright, Javin	S	6-4	210	RFr.	Chandler, Ariz. (Hamilton)
0		Yant, Jaquez	RB	6-2	245	Fr.	Tallahassee, Fla. (Amos P. Godby)
44		Young, Aiden	RB	5-9	175	Fr.	Omaha, Neb. (Elkhorn)

Lettermen in Bold; \*Indicates Letters Earned

## PRONUNCIATION GUIDE

Marquis Black..... marr-KEESE  
 Ru'Quan Buckley..... ROO-kwan  
 Marques Buford Jr. .... marr-KEESE  
 Daniel Cerni ..... CHURN-ee  
 Colton Feist..... FEAST  
 Thomas Fidone II ..... fuh-DOAN-ee  
 Heinrich Haarberg ..... HINE-rick HARR-burg  
 Ashton Hausmann..... HOUSE-munn  
 Nick Henrich ..... HEN-ritch  
 Nash Hutmacher ..... HUT-make-urr  
 Nadab Joseph ..... nuh-DAB  
 Chris Kolarevic ..... kuh-LAR-vick  
 Randolph Kpai ..... kuh-PIE  
 Henry Lutovsky ..... loo-TOV-skee  
 Tamon Lynam..... tuh-MAWN  
 Wyatt Liewer ..... LEE-ver

Eteva Mauga-Clements.... eh-TEE-vuh MAW-guh  
 Sevion Morrison ..... SAY-vee-on  
 Mosai Newsom ..... mo-SIGH  
 Nouredin Nouili... NERR-ed-inn new-WHEEL-ee  
 Simon Otte..... OAT-ee  
 Beau Pscencik ..... PENN-sick  
 Cameron Pieper..... PIPE-urr  
 William Przystup ..... PRISS-tupp  
 Teddy Prochazka ..... pro-HAH-skuh  
 Ryan Schommer ..... SHOW-murr  
 Ben Stille ..... STILL-ee  
 Samori Toure..... suh-MORE-ee TOO-ray  
 Tate Wildeman ..... WILL-duh-munn  
 Camden Witucki ..... WIH-tuck-ee  
 Jaquez Yant..... jah-KWEZZ YANT

## NUMERICAL ROSTER

NO.	NAME	POS.
42	Nick Henrich	ILB
43	Michael Booker III	DB
43	Mason Nieman	S
44	Garrett Nelson	OLB
44	Aiden Young	RB
45	Kyan Brumfield	DB
45	Truitt Robinson	WR
46	Grant Buda	LB
46	John Goodwin	TE
47	Tyson Guzman	S
48	Lane McCallum	S
48	Evan Meyersick	TE
49	Nate Boerkircher	TE
49	Payton Weehler	DB
50	Sam Hoskinson	OL
50	Jailen Weaver	DL
51	Cam Jurgens	OL
51	Braden Klover	ILB
52	Mosai Newsom	DL
53	Jake Archer	ILB
53	Riley Moses	OL
54	Bryce Benhart	OL
54	Ryan Schommer	OLB
55	Brig Banks	LS
55	Chris Walker	DL
56	Grant Tagge	ILB
57	Ethan Piper	OL
58	Ian Boerkircher	OL
58	Chris Cassidy	ILB
59	Henry Lutovsky	OL
62	Noah Stafursky	OL
63	Ru'Quan Buckley	DL
63	Nouredin Nouili	OL
65	Teddy Prochazka	OL
66	Ezra Miller	OL
67	Joey Mancino	OL
69	Turner Corcoran	OL
70	Matt Sichterman	OL
71	Maddox Burton	DL
71	Keegan Menning	OL
72	Nash Hutmacher	DL
73	Broc Bando	OL
74	Brant Banks	OL
75	Trent Hixson	OL
76	Beau Schaller	OL
77	Michael Lynn	OL
79	Alex Conn	OL
80	Shawn Hardy II	WR
80	Jacob Herbek	TE
81	James Carnie	TE
81	Nick Leader	OLB
82	Chancellor Brewington	TE/WR
82	Colton Feist	DL
83	Sam Shurtleff	OLB
83	Travis Vokolek	TE
84	Alex Bullock	WR
85	Wyatt Liewer	WR
86	AJ Rollins	TE
87	Chris Hickman	TE
88	Levi Falck	WR
89	Oliver Martin	WR
90	William Przystup	P
91	Cameron Pieper	LS
91	Jordon Riley	DL
92	Brendan Franke	PK
92	Tate Wildeman	DL
93	Damion Daniels	DL
93	Gabe Heins	PK
94	Cade Mueller	LS
95	Grant Detlefsen	P
95	Ben Stille	DL
96	Marquis Black	DL
96	Camden Witucki	LS
97	Josh Jasek	PK
97	Deontre Thomas	DL
98	Casey Rogers	DL
99	Ty Robinson	DL



# 2021 NEBRASKA GAME-BY-GAME STARTERS

## OFFENSIVE STARTING LINEUPS

OPPONENT	WR	WR	WR	TE	RT	RG	C	LG	LT	QB	RB	PK
Illinois	Toure	Martin	Liewer	Allen	Benhart	Sichterman	Jurgens	Piper	Banks	Martinez	Ervin Jr.	Culp
Fordham	Toure	Manning	Liewer	Allen	Benhart	Sichterman	Jurgens	Piper	Corcoran	Martinez	Ervin Jr.	Culp
Buffalo												
Oklahoma												
Michigan St.												
Northwestern												
Michigan												
Minnesota												
Purdue												
Ohio St.												
Wisconsin												
Iowa												

## DEFENSIVE STARTING LINEUPS

OPPONENT	DE	NG	DE	OLB	ILB	ILB	OLB	CB	S	S	CB	P
Illinois	Robinson	Daniels	Stille	Tannor	Reimer	Henrich	Nelson	Newsome	Dismuke	Williams	Taylor-Britt	Cerni
Fordham	Domann*	Daniels	Stille	Tannor	Reimer	Henrich	Nelson	Newsome	Dismuke	Williams	Taylor-Britt	Cerni
Buffalo												
Oklahoma												
Michigan St.												
Northwestern												
Michigan												
Minnesota												
Purdue												
Ohio St.												
Wisconsin												
Iowa												

\*Nebraska opened in a nickel package

## 2021 NEBRASKA PLAYER PARTICIPATION

PLAYER, POS.	GP	GS	PLAYER, POS.	GP	GS	PLAYER, POS.	GP	GS
Austin Allen, TE	2	1	Ty Hahn, WR	2	0	Will Nixon, WR	1	0
Jake Archer, ILB	1	0	Jackson Hannah, ILB	2	0	Nouredin Nouili, OL	2	0
Broc Bando, OL	1	0	Ashton Hausmann	1	0	Simon Otte, OLB	2	0
Brant Banks, OL	2	1	Nick Henrich, ILB	2	2	Pheldarius Payne, OLB	2	0
Brody Belt, WR	2	0	Chris Hickman, TE	2	0	Cameron Pieper, LS	1	0
Bryce Benhart, OL	2	2	Trent Hixson, OL	1	0	Ethan Piper, OL	2	2
Zavier Betts, WR	2	0	Garrett Hustedt, ILB	1	0	Noa Pola-Gates, S	2	0
Marquis Black, DL	1	0	Nash Hutmacher, DL	2	0	Teddy Prochazka, OL	1	0
Ian Boerkircher, OL	2	0	Damian Jackson, OLB	2	0	William Przystup, P	2	0
Nate Boerkircher, TE	1	0	Cooper Jewett, RB	2	0	Luke Reimer, ILB	2	2
Koby Bretz, DB	1	0	Rahmir Johnson, RB	2	0	Jordon Riley, DL	2	0
Chancellor Brewington, TE/WR	1	0	Tyreke Johnson, CB	1	0	Ty Robinson, DL	2	1
Alante Brown, WR	2	0	Nadab Joseph, CB	2	0	AJ Rollins, TE	1	0
Elliott Brown, WR	1	0	Cam Jurgens, OL	2	2	Phalen Sanford, CB	2	0
Kyan Brumfield, DB	1	0	Chris Kolarevic, ILB	2	0	Marvin Scott III, RB	1	0
Ru'Quan Buckley	1	0	Wyatt Liewer, WR	2	2	Matt Sichterman, OL	2	2
Marques Buford Jr., DB	2	0	Trevin Luben, RB	1	0	Logan Smothers, QB	1	0
John Bullock, OLB	2	0	Henry Lutovsky, OL	1	0	Garrett Snodgrass, ILB	1	0
Jimari Butler, OLB	1	0	Michael Lynn, OL	1	0	Noah Stafursky, OL	1	0
James Carnie, TE	1	0	Tamon Lynum, CB	1	0	Markese Stepp, RB	2	0
Daniel Cerni, P	2	2	Omar Manning, WR	2	1	Ben Stille, DL	2	2
Braxton Clark, CB	2	0	Oliver Martin, WR	1	1	Grant Tagge, ILB	2	0
Turner Corcoran, OL	2	1	Adrian Martinez, QB	2	2	Caleb Tannor, OLB	2	2
Connor Culp, PK	2	2	Matt Masker, QB	1	0	Cam Taylor-Britt, CB	2	2
Damion Daniels, DL	2	2	Eteva Mauga-Clements, ILB	2	0	Deontre Thomas, DL	2	0
Marquel Dismuke, S	2	2	Lane McCallum, S	1	0	Samori Toure, WR	2	2
JoJo Domann, OLB	2	1	Kelen Meyer, PK	1	0	Chris Walker, DL	1	0
Gabe Ervin Jr., RB	2	2	Ezra Miller, OL	1	0	Jailen Weaver, DL	1	0
Levi Falck, WR	2	0	Sevion Morrison, RB	2	0	Zach Weinmaster, RB	2	0
Myles Farmer, S	2	0	Riley Moses, OL	1	0	Tate Wildeman, DL	1	0
Brendan Franke, PK	2	0	Cade Mueller, LS	2	0	Deontai Williams, S	2	2
Isaac Gifford, S	2	0	Garrett Nelson, OLB	2	2	Javin Wright, OLB	1	0
Blaise Gunnerson, OLB	1	0	Quinton Newsome, CB	2	2	Jaquez Yant, RB	1	0

### CAREER STARTS - OFFENSE

PLAYER	'17	'18	'19	'20	'21	ALL
Martinez	-	11	10	6	2	29
Toure	1*	10*	14*	-	2	27
Jurgens	-	-	12	7	2	21
Brewington	9#	10#	-	-	0	19
Falck	3^	9^	3^	4	0	19
Allen	-	0	5	7	2	14
Vokolek	2	7	-	4	0	13
Hixson	-	0	12	0	0	12
Benhart	-	-	0	8	2	10
Piper	-	-	0	7	2	9
Nouili	-	-	7!	0	0	7
Martin	-	1\$	0	4	1	6
Corcoran	-	-	-	1	1	2
Ervin Jr.	-	-	-	-	2	2
Liewer	-	-	0	0	2	2
Sichterman	-	0	0	0	2	2
Bra. Banks	-	-	0	0	1	1
Betts	-	-	-	1	0	1
Manning	-	-	-	0	1	1
A. Brown	-	-	-	1	0	1
Scott III	-	-	-	1	0	1

\*at FCS Montana; #at FCS Northern Arizona;  
^at FCS South Dakota; !at Colorado State;  
\$at Michigan

### CAREER STARTS - DEFENSE

PLAYER	'17	'18	'19	'20	'21	ALL
Stille	1	11	2	8	2	24
Dismuke	1	0	12	8	2	23
Taylor-Britt	-	0	10	7	2	19
Domann	-	2	7	8	1	18
Kolarevic	-	6	9	-	0	15
Tannor	-	0	5	5	2	12
D. Williams	-	1	1	7	2	11
Nelson	-	-	0	8	2	10
Robinson	-	-	0	7	1	8
Honas	-	0	0	7	0	7
Reimer	-	-	0	5	2	7
Daniels	-	0	1	3	2	6
Henrich	-	-	0	1	2	3
Newsome	-	-	0	1	2	3
Brumfield	-	0	1*	0	0	1
Clark	-	0	1	-	0	1
Farmer	-	-	0	1	0	1
Rogers	-	0	0	1	0	1

\*at FCS Colgate

### CAREER STARTS - SPECIAL TEAMS

PLAYER	'17	'18	'19	'20	'21	ALL
Culp	10*	0	0	8	2	20
Przystup	-	3#	0	6	0	9
McCallum	-	-	4	-	0	4
Cerni	-	-	-	-	2	2

\*at LSU; #at Michigan State

### CONSECUTIVE STARTS (MIN. 15)

PLAYER, POSITION	STARTS
Marquel Dismuke, S	22

### OFFENSIVE DEPTH CHART


QB	2	Adrian Martinez	6-2	212	Jr.	Fresno, Calif.
	8	Logan Smothers	6-2	195	Fr.	Muscle Shoals, Ala.
	10	Heinrich Haarberg	6-5	200	Fr.	Kearney, Neb.
RB	-OR- 22	Gabe Ervin Jr.	6-0	215	Fr.	Buford, Ga.
	30	Markese Stepp	6-1	230	So.	Indianapolis, Ind.
	-OR- 14	Rahmir Johnson	5-10	185	RFr.	Oradell, N.J.
	-OR- 28	Sevion Morrison	6-0	210	Fr.	Tulsa, Okla.
WR	3	Samori Toure	6-3	190	Sr.	Portland, Ore.
	32	Brody Belt	5-9	185	So.	Omaha, Neb.
	12	Will Nixon	5-11	185	Fr.	Waco, Texas
WR	89	Oliver Martin	6-1	200	Jr.	Coralville, Iowa
	15	Zavier Betts	6-2	200	Fr.	Bellevue, Neb.
	4	Alante Brown	5-10	185	Fr.	Chicago, Ill.
WR	85	Wyatt Liewer	6-4	195	So.	O'Neill, Neb.
	5	Omar Manning	6-4	225	Jr.	Lancaster, Texas
	88	Levi Falck	6-2	205	Sr.	Circle Pines, Minn.
TE	11	Austin Allen	6-9	255	Jr.	Aurora, Neb.
	83	Travis Vokolek	6-6	260	Jr.	Springfield, Mo.
	87	Chris Hickman	6-5	215	RFr.	Omaha, Neb.
LT	-OR- 69	Turner Corcoran	6-6	300	Fr.	Lawrence, Kan.
	74	Brant Banks	6-7	305	RFr.	Houston, Texas
	65	Teddy Prochazka	6-9	305	Fr.	Elkhorn, Neb.
LG	57	Ethan Piper	6-3	305	RFr.	Norfolk, Neb.
	63	Noureddin Nouili	6-4	315	So.	Frankfurt, Germany
C	51	Cam Jurgens	6-3	290	So.	Beatrice, Neb.
	75	Trent Hixson	6-4	320	Jr.	Omaha, Neb.
RG	70	Matt Sichterman	6-4	310	Jr.	Cincinnati, Ohio
	73	Broc Bando	6-7	305	RFr.	Lincoln, Neb.
RT	54	Bryce Benhart	6-9	330	RFr.	Lakeville, Minn.
	66	Ezra Miller	6-6	315	RFr.	Holstein, Iowa

### DEFENSIVE DEPTH CHART

DT	-OR- 95	Ben Stille	6-5	290	Sr.	Ashland, Neb.
	97	Deontle Thomas	6-2	285	Jr.	Mustang, Okla.
NT	93	Damion Daniels	6-3	325	Jr.	Dallas, Texas
	91	Jordan Riley	6-6	310	Jr.	New Bern, N.C.
DT	99	Ty Robinson	6-6	305	RFr.	Gilbert, Ariz.
	98	Casey Rogers	6-5	295	So.	Syracuse, N.Y.
DE	44	Garrett Nelson	6-3	245	So.	Scottsbluff, Neb.
	38	Damian Jackson	6-2	270	Jr.	Las Vegas, Nev.
ILB	42	Nick Henrich	6-3	225	RFr.	Omaha, Neb.
	31	Chris Kolarevic	6-1	230	Jr.	Traverse City, Mich.
ILB	28	Luke Reimer	6-1	225	So.	Lincoln, Neb.
	41	Garrett Snodgrass	6-3	225	RFr.	York, Neb.
	22	Eteva Mauga-Clements	6-1	220	Jr.	Pleasant Hill, Calif.
DE	2	Caleb Tannor	6-3	225	Jr.	Stone Mountain, Ga.
	0	Pheldarius Payne	6-3	260	Jr.	Suffolk, Va.
	17	Jimari Butler	6-5	245	Fr.	Mobile, Ala.
NICKEL	13	JoJo Domann	6-1	230	Sr.	Colorado Springs, Colo.
	23	Isaac Gifford	6-1	205	Fr.	Lincoln, Neb.
CB	-OR- 6	Quinton Newsome	6-1	185	So.	Suwanee, Ga.
	11	Braxton Clark	6-4	200	So.	Orlando, Fla.
	-OR- 7	Tamon Lynum	6-2	180	Fr.	Orlando, Fla.
S	9	Marquel Dismuke	6-1	210	Sr.	Compton, Calif.
	4	Myles Farmer	6-1	200	RFr.	Atlanta, Ga.
S	8	Deontai Williams	6-1	205	Sr.	Jacksonville, Fla.
	21	Noa Pola-Gates	6-0	180	RFr.	Gilbert, Ariz.
CB	5	Cam Taylor-Britt	6-0	197	Jr.	Montgomery, Ala.
	-OR- 1	Tyreke Johnson	6-1	190	So.	Jacksonville, Fla.
	12	Marques Buford Jr.	5-11	190	Fr.	DeSoto, Texas

### SPECIAL TEAMS DEPTH CHART

PK	33	Connor Culp	6-0	180	Sr.	Phoenix, Ariz.
	92	Brendan Franke	6-3	215	Fr.	Gretna, Neb.
P	-OR- 40	Daniel Cerni	6-4	225	Fr.	Canberra, Australia
	90	William Przystup	6-4	250	So.	Oviedo, Fla.
H	90	William Przystup	6-4	250	So.	Oviedo, Fla.
	16	Zach Weinmaster	5-10	190	RFr.	Loveland, Colo.
LS	94	Cade Mueller	6-0	220	So.	Gretna, Neb.
	91	Cameron Pieper	6-3	260	So.	Lincoln, Neb.
PR	-OR- 89	Oliver Martin	6-1	200	Jr.	Coralville, Iowa
	5	Cam Taylor-Britt	6-0	197	Jr.	Montgomery, Ala.
KR	15	Zavier Betts	6-2	200	Fr.	Bellevue, Neb.
	16	Zach Weinmaster	5-10	190	RFr.	Loveland, Colo.
	14	Rahmir Johnson	5-10	185	RFr.	Oradell, N.J.
	32	Brody Belt	5-9	185	So.	Omaha, Neb.



**AUSTIN ALLEN**

#11

6-9 | 255 | JR. | TE  
AURORA, NEB.

**CAREER HONORS**

- Team Captain (2021)
- Mackey Award Watch List (2021)
- Senior Bowl Watch List (2021)
- 3-Time Academic All-Big Ten
- 8-Time Nebraska Scholar-Athlete Honor Roll
- Sam Foltz 27 Hero Leadership Award (2020)
- 4-Time Brook Berringer Citizenship Team
- 4-Time Tom Osborne Citizenship Team

**PERSONAL NOTES**

- Graduated with a degree in mechanized systems management in May of 2021
- His father Andrew was a Husker walk-on in 1981

**SEASON HIGHLIGHTS**

- Caught two passes for 23 yards at Illinois
- Had four catches for a career-high 61 yards against Fordham, his 10th consecutive game with at least one reception

**GAME-BY-GAME**

OPPONENT	REC.	YDS	TD	LONG
at Illinois	2	23	0	14
Fordham	4	61	0	26
Buffalo				
at Oklahoma				
at Michigan St.				
Northwestern				
Michigan				
at Minnesota				
Purdue				
Ohio St.				
at Wisconsin				
Iowa				

**CAREER RECEIVING STATS**

YEAR	G/S	REC.	YDS	Y/R	Y/G	TD
2017						
					Redshirt	
2018	12/0	2	54	27.0	4.5	0
2019	12/5	7	83	11.9	6.9	0
2020	8/7	18	236	13.1	29.5	1
2021	2/2	6	84	14.0	42.0	0
<b>TOTAL</b>	<b>34/14</b>	<b>33</b>	<b>457</b>	<b>13.8</b>	<b>13.4</b>	<b>1</b>

RUSHING: 1 att., 2 yds, 0 TDs

**CAREER HIGHS**

Receptions	5 vs. Illinois (2020)
Receiving Yards	61 vs. Fordham (2021)
Receiving Touchdowns	1 vs. Minnesota (2020)
Long Reception	41 at Ohio St. (2018)



**BRANT BANKS**

#74

6-7 | 305 | R-FR. | OL  
HOUSTON, TEXAS

**CAREER HONORS**

- Academic All-Big Ten (2020)
- 5-Time Nebraska Scholar-Athlete Honor Roll

**PERSONAL NOTES**

- Brother, Brig, is a Husker long snapper

**CAREER NOTES**

- Played in one game while redshirting in 2019, becoming the 14th true freshman offensive lineman to play in a game in Nebraska history

**SEASON HIGHLIGHTS**

- Earned his first career start at Illinois (left tackle)

**CAREER STATS**

- Games: 7 (1 in 2019; 4 in 2020; 2 in 2021)
- Games: 1 (1 in 2021)



**BRYCE BENHART**

#54

6-9 | 330 | R-FR. | OL  
LAKEVILLE, MINN.

**CAREER HONORS**

- Academic All-Big Ten (2020)
- 4-Time Nebraska Scholar-Athlete Honor Roll

**CAREER NOTES**

- Has started 10 consecutive games at right tackle
- Played in three games while redshirting in 2019, becoming the 12th true freshman offensive lineman to play in a game in Nebraska history

**SEASON HIGHLIGHTS**

- Has started both games at right tackle this season
- Helped Nebraska both pass and rush for 300 yards against Fordham, marking only the third game in program history the Huskers have totaled 300 yards rushing and passing

**CAREER STATS**

- Games: 13 (3 in 2019; 8 in 2020; 2 in 2021)
- Starts: 10 (8 in 2020; 2 in 2021)



**ZAVIER BETTS**

#15

6-2 | 200 | FR. | WR  
OMAHA, NEB.

**SEASON HIGHLIGHTS**

- Did not have a catch at Illinois, but returned his first career kickoff for 17 yards
- Made a 30-yard reception vs. Fordham and had two kickoff returns for 35 yards

**GAME-BY-GAME**

OPPONENT	REC.	YDS	TD	LONG
at Illinois	0	0	0	-
Fordham	1	30	0	30
Buffalo				
at Oklahoma				
at Michigan St.				
Northwestern				
Michigan				
at Minnesota				
Purdue				
Ohio St.				
at Wisconsin				
Iowa				

**CAREER RECEIVING STATS**

YEAR	G/S	REC.	YDS	Y/R	Y/G	TD
2020	6/1	12	131	10.9	21.8	1
2021	2/0	1	30	30.0	15.0	0
<b>TOTAL</b>	<b>8/1</b>	<b>13</b>	<b>161</b>	<b>12.4</b>	<b>20.1</b>	<b>1</b>

KICKOFF RETURNS: 3 att., 52 yds, 0 TDs

**CAREER HIGHS**

Receptions	5 at Purdue (2020)
Receiving Yards	54 vs. Penn St. (2020)
Receiving Touchdowns	1 vs. Penn St. (2020)
Long Reception	45 vs. Penn St. [TD] (2020)



**DANIEL CERNI** #40

6-4 | 225 | FR. | P  
CANBERRA, AUSTRALIA

**CAREER HONORS**

- 2-Time Nebraska Scholar-Athlete Honor Roll

**PERSONAL NOTES**

- Came to Nebraska from Prokick Australia, which has produced five Ray Guy Award winners
- Is the first Australian to play for Nebraska since 1994 and is believed to be only the second Australian ever to play football at Nebraska (Brett Popplewell, 1991-94)

**SEASON HIGHLIGHTS**

- Made his career debut with five punts at Illinois
- Averaged 40.0 yards on two punts against Fordham, including one inside the 20-yard line

**PUNTING GAME-BY-GAME**

OPPONENT	NO.	AVG	I20	LONG
at Illinois	5	34.4	0	46
Fordham	2	40.0	1	41
Buffalo				
at Oklahoma				
at Michigan St.				
Northwestern				
Michigan				
at Minnesota				
Purdue				
Ohio St.				
at Wisconsin				
Iowa				

**CAREER PUNTING STATS**

YEAR	NO.	AVG	LG	TB	I20	50+	BLK
2020							
		DNP					
2021	7	36.0	46	0	1	0	0
<b>TOTAL</b>	<b>7</b>	<b>36.0</b>	<b>46</b>	<b>0</b>	<b>1</b>	<b>0</b>	<b>0</b>

**CAREER HIGHS**

<b>Punts</b>	5 at Illinois (2021)
<b>Average</b>	40 vs. Fordham (2021)
<b>Inside 20</b>	1 vs. Fordham (2021)
<b>50-Yard Punts</b>	none
<b>Long Punt</b>	46 at Illinois (2021)



**TURNER CORCORAN** #69

6-6 | 300 | FR. | OL  
LAWRENCE, KAN.

**CAREER HONORS**

- Nebraska Scholar-Athlete Honor Roll (Spring 2020)

**CAREER NOTES**

- Started the 2020 season finale at Rutgers at left tackle, becoming the first Husker true freshman to ever start a game at left tackle
- Became just the sixth true freshman offensive lineman to start a game in Nebraska history
- Played in three games total, becoming the 15th true freshman offensive lineman to play in a game in Nebraska history

**SEASON HIGHLIGHTS**

- Played extensively at Illinois but did not earn the start after being limited in fall camp due to injury
- Started his first game of the season against Fordham
- Helped Nebraska both pass and rush for 300 yards against Fordham, marking only the third game in program history the Huskers have totaled 300 yards rushing and passing

**CAREER STATS**

- **Games:** 5 (3 in 2020; 2 in 2021)
- **Games:** 2 (1 in 2020; 1 in 2021)



**CONNOR CULP** #33

6-0 | 180 | SR. | PK  
PHOENIX, ARIZ.

**CAREER HONORS**

- Lou Groza Award Watch List (2021)
- Big Ten Kicker of the Year (2020)
- First-Team All-Big Ten (2020)
- SEC Special Teams Player of the Week (2017 at LSU)

**PERSONAL NOTES**

- Earned his LSU degree in December of 2019

**CAREER NOTES**

- Graduate transfer from LSU (2016-19)
- Member of LSU's 2019 national title team
- Tigers' starting place-kicker in 2017

**SEASON HIGHLIGHTS**

- Connected on a 27-yard field goal at Illinois
- Had a 39-yard field goal and 10 points vs. Fordham

**GAME-BY-GAME**

OPPONENT	XP-ATT	FG-ATT	LG	BK	PTS
at Illinois	1-3	1-1	27	0	4
Fordham	7-7	1-1	39	0	10
Buffalo					
at Oklahoma					
at Michigan St.					
Northwestern					
Michigan					
at Minnesota					
Purdue					
Ohio St.					
at Wisconsin					
Iowa					

**CAREER KICKING STATS**

YEAR	G/S	PAT	FG	PCT.	PTS	LG
2016*						
						Redshirt
2017*	10/10	20-23	11-16	68.8	53	47
2018*	0/0	0-0	0-0	0.0	0	-
2019*	0/0	0-0	0-0	0.0	0	-
2020	8/8	20-20	13-15	86.7	59	49
2021	2/2	8-10	2-2	100.0	14	39
<b>TOTAL</b>	<b>20/20</b>	<b>48-53</b>	<b>26-33</b>	<b>78.1</b>	<b>126</b>	<b>49</b>

\*at LSU

KICKOFFS: 50 att., 15 touchbacks

**CAREER HIGHS**

<b>Field Goal Attempts</b>	4 vs. Ole Miss (2017)*
<b>Field Goals Made</b>	4 vs. Ole Miss (2017)*
<b>Long Field Goal</b>	49 at Purdue (2020)
<b>Points</b>	16 vs. Ole Miss (2017)*
<b>PATs</b>	7 vs. Fordham (2021)*

\*at LSU



**DAMION DANIELS** #93

6-3 | 325 | JR. | DL  
DALLAS, TEXAS

**CAREER HONORS**

- Team Captain (2021)
- Senior Bowl Watch List (2021)
- 2-Time Nebraska Scholar-Athlete Honor Roll
- 3-Time Brook Berringer Citizenship Team
- 3-Time Tom Osborne Citizenship Team

**PERSONAL NOTES**

- Earned his degree in communication studies in May of 2020
- His older brother Darrion was a team captain at Nebraska in 2019 and is a defensive lineman with the San Francisco 49ers
- Both Daniels brothers served as team captains for Nebraska, 1 of 9 sets of brothers who were both team captains in program history

**SEASON HIGHLIGHTS**

- Started and made a career-high six tackles at Illinois, while breaking up the first pass of his career

**GAME-BY-GAME**

OPPONENT	UT-AT-TT	TFL-YD	SACK-YD
at Illinois	3-3-6	1.0-1	0.0-0
Fordham	0-1-1	0.0-0	0.0-0
Buffalo			
at Oklahoma			
at Michigan St.			
Northwestern			
Michigan			
at Minnesota			
Purdue			
Ohio St.			
at Wisconsin			
Iowa			

**CAREER TACKLE STATS**

YEAR	G/S	UT	AT	TT	TFL-YD	SCK-YD
2017		Redshirt				
2018	12/0	3	9	12	1-1	0.0-0
2019	12/1	3	10	13	0-0	0.0-0
2020	8/3	10	10	20	4.0-5	0.0-0
2021	2/2	3	4	7	1.0-1	0.0-0
<b>TOTAL</b>	<b>34/6</b>	<b>19</b>	<b>33</b>	<b>52</b>	<b>6.0-7</b>	<b>0.0-0</b>

**CAREER MISCELLANEOUS STATS**

YEAR	FF	FR	PBU	INT	QBH	BLK
2017	Redshirt					
2018	0	1	0	0	0	0
2019	0	0	0	0	0	0
2020	0	0	0	0	0	0
2021	0	0	1	0	0	0
<b>TOTAL</b>	<b>0</b>	<b>1</b>	<b>1</b>	<b>0</b>	<b>0</b>	<b>0</b>

**CAREER HIGHS**

<b>Tackles</b>	6 at Illinois (2021)
<b>TFLs</b>	1.0 six times
<b>Sacks</b>	none
<b>Breakups</b>	1 at Illinois (2021)



**MARQUEL DISMUKE** #9

6-2 | 210 | SR. | S  
COMPTON, CALIF.

**CAREER HONORS**

- Senior Bowl Watch List (2021)
- Honorable-Mention All-Big Ten (2020)
- Nebraska Scholar-Athlete Honor Roll (Fall 2006)

**PERSONAL NOTES**

- Earned his degree in August of 2020

**CAREER NOTES**

- Has started 22 consecutive games at safety, the longest streak of consecutive starts of any Husker

**SEASON HIGHLIGHTS**

- Totaled six tackles at Illinois
- Blocked a field goal against Fordham, Nebraska's first blocked field goal since 2014

**GAME-BY-GAME**

OPPONENT	UT-AT-TT	TFL-YD	PBU	INT
at Illinois	1-5-6	0.0-0	0	0
Fordham	1-0-1	0.0-0	0	0
Buffalo				
at Oklahoma				
at Michigan St.				
Northwestern				
Michigan				
at Minnesota				
Purdue				
Ohio St.				
at Wisconsin				
Iowa				

**CAREER TACKLE STATS**

YEAR	G/S	UT	AT	TT	TFL-YD	SCK-YD
2016		Redshirt				
2017	12/1	20	14	34	0-0	0.0-0
2018	8/0	8	2	10	0-0	0.0-0
2019	12/12	42	25	67	2-5	0.0-0
2020	8/8	29	18	47	4.0-7	0.0-0
2021	2/2	2	5	7	0.0-0	0.0-0
<b>TOTAL</b>	<b>42/23</b>	<b>101</b>	<b>64</b>	<b>165</b>	<b>6.0-12</b>	<b>0.0-0</b>

**CAREER MISCELLANEOUS STATS**

YEAR	FF	FR	PBU	INT	QBH	BLK
2016	Redshirt					
2017	0	1	0	0	0	0
2018	0	0	0	0	0	1
2019	0	1	4	0	1	0
2020	0	0	4	0	0	0
2021	0	0	0	0	0	1
<b>TOTAL</b>	<b>0</b>	<b>2</b>	<b>8</b>	<b>0</b>	<b>1</b>	<b>2</b>

**CAREER HIGHS**

<b>Tackles</b>	15 vs. Penn St. (2020)
<b>TFLs</b>	2.0 at Iowa (2020)
<b>Sacks</b>	none
<b>Breakups</b>	3 at Illinois (2019)
<b>Blocked Punt</b>	1 vs. Illinois [safety] (2018)
<b>Blocked Field Goal</b>	1 vs. Fordham (2021)



**JOJO DOMANN** #13

6-1 | 230 | SR. | OLB  
COLORADO SPRINGS, COLO.

**CAREER HONORS**

- Bronko Nagurski Trophy Watch List (2021)
- Senior Bowl Watch List (2021)
- Honorable-Mention All-Big Ten (2020)
- Academic All-Big Ten (2017)
- 4-Time Nebraska Scholar-Athlete Honor Roll
- 4-Time Brook Berringer Citizenship Team
- 4-Time Tom Osborne Citizenship Team

**PERSONAL NOTES**

- Earned his degree in May of 2020

**CAREER NOTES**

- Ranks 5th among all active FBS players with seven career forced fumbles

**SEASON HIGHLIGHTS**

- Posted one tackle at Illinois
- Tied for the team lead with five tackles - including 1.0 TFL - against Fordham and intercepted the first pass of his career

**GAME-BY-GAME**

OPPONENT	UT-AT-TT	TFL-YD	SACK-YD
at Illinois	1-0-1	0.0-0	0.0-0
Fordham	3-2-5	1.0-1	0.0-0
Buffalo			
at Oklahoma			
at Michigan St.			
Northwestern			
Michigan			
at Minnesota			
Purdue			
Ohio St.			
at Wisconsin			
Iowa			

**CAREER TACKLE STATS**

YEAR	G/S	UT	AT	TT	TFL-YD	SCK-YD
2016	13/0	5	3	8	0-0	0.0-0
2017	Redshirt					
2018	8/2	10	9	19	1-7	1.0-7
2019	12/7	38	14	52	11-40	2.5-21
2020	8/8	35	23	58	6.5-14	0.0-0
2021	1/0	4	2	6	1.0-1	0.0-0
<b>TOTAL</b>	<b>42/17</b>	<b>92</b>	<b>51</b>	<b>143</b>	<b>19.5-62</b>	<b>3.5-28</b>

**CAREER MISCELLANEOUS STATS**

YEAR	FF	FR	PBU	INT	QBH	BLK
2016	1	0	0	0	0	0
2017	Redshirt					
2018	2	1	2	0	0	0
2019	2	0	6	0	1	0
2020	2	1	5	0	1	0
2021	0	0	0	1	0	0
<b>TOTAL</b>	<b>7</b>	<b>2</b>	<b>13</b>	<b>1</b>	<b>2</b>	<b>0</b>

**CAREER HIGHS**

<b>Tackles</b>	12 vs. Penn St. (2020)
<b>TFLs</b>	2.0 five times
<b>Sacks</b>	1.0 three times
<b>Breakups</b>	2 twice
<b>Interceptions</b>	1 vs. Fordham (2021)



**GABE ERVIN JR. #22**

6-0 | 215 | FR. | RB  
BUFORD, GA.

**SEASON HIGHLIGHTS**

- Started the season opener at Illinois
- Made history by becoming the first true freshman running back to start a season opener in the modern history of Nebraska football (post-World War II)
- Led all Husker running backs with 12 carries and 33 yards against the Illini
- Started against Fordham and had six carries for 17 yards

**GAME-BY-GAME**

OPPONENT	ATT.	YDS	TD	LONG
at Illinois	12	33	0	11
Fordham	6	17	0	5
Buffalo				
at Oklahoma				
at Michigan St.				
Northwestern				
Michigan				
at Minnesota				
Purdue				
Ohio St.				
at Wisconsin				
Iowa				

**CAREER RUSHING STATS**

YEAR	G/S	ATT.	NET	Y/A	Y/G	TD
2021	2/2	18	50	2.8	25.0	0

**CAREER HIGHS**

Attempts	12 at Illinois (2021)
Yards	33 at Illinois (2021)
Touchdowns	none
Long Rush	11 at Illinois (2021)
Receptions	none
Receiving Yards	none
Receiving Touchdowns	none
Long Reception	none



**LEVI FALCK #88**

6-2 | 200 | SR. | WR  
CIRCLE PINES, MINN.

**CAREER HONORS**

- 2-Time Nebraska Scholar-Athlete Honor Roll

**PERSONAL NOTES**

- Earned his degree in kinesiology and sport science from South Dakota in May of 2020

**CAREER NOTES**

- Went to South Dakota as a baseball recruit, but walked on to the football team following a baseball coaching change
- Tied the South Dakota single-game record with 11 catches at Kansas State on Sept. 1, 2018

**SEASON HIGHLIGHTS**

- Saw action at wideout at Illinois but did not have a catch
- Had an eight-yard grab against Fordham

**GAME-BY-GAME**

OPPONENT	REC.	YDS	TD	LONG
at Illinois	0	0	0	-
Fordham	1	8	0	8
Buffalo				
at Oklahoma				
at Michigan St.				
Northwestern				
Michigan				
at Minnesota				
Purdue				
Ohio St.				
at Wisconsin				
Iowa				

**CAREER RECEIVING STATS**

YEAR	G/S	REC.	YDS	Y/R	Y/G	TD
2016*						
2017*	7/3	16	197	12.3	28.1	0
2018*	11/9	45	492	10.9	44.7	2
2019*	6/3	9	85	9.4	14.2	0
2020	8/4	13	122	9.4	15.3	1
2021	2/0	1	8	8.0	4.0	0
<b>TOTAL</b>	<b>34/19</b>	<b>84</b>	<b>894</b>	<b>10.6</b>	<b>26.3</b>	<b>3</b>

\*at FCS South Dakota

**RUSHING:** 1 carry for -3 yards vs. UNI in 2018

**CAREER HIGHS**

Receptions	11 at Kansas St. (2019)*^
Receiving Yards	140 at Kansas St. (2019)*
Receiving Touchdowns	1 three times
Long Reception	40 vs. Missouri St. (2018)
Blocked Punt	1 at Purdue (2020)

\*at South Dakota

^tied the South Dakota school record



**MYLES FARMER #4**

6-3 | 200 | R-FR. | S  
ATLANTA, GA.

**CAREER HONORS**

- Brook Berringer Citizenship Team (2020)
- Tom Osborne Citizenship Team (2020)

**SEASON HIGHLIGHTS**

- Made two tackles at Illinois and recovered the first fumble of his career, his third career takeaway

**GAME-BY-GAME**

OPPONENT	UT-AT-TT	TFL-YD	PBU	INT
at Illinois	2-0-2	0.0-0	0	0
Fordham	1-0-1	0.0-0	0	0
Buffalo				
at Oklahoma				
at Michigan St.				
Northwestern				
Michigan				
at Minnesota				
Purdue				
Ohio St.				
at Wisconsin				
Iowa				

**CAREER TACKLE STATS**

YEAR	G/S	UT	AT	TT	TFL-YD	SCK-YD
2019*	4/0	1	0	1	0-0	0.0-0
2020	5/1	6	2	8	0.0-0	0.0-0
2021	2/0	3	0	3	0.0-0	0.0-0
<b>TOTAL</b>	<b>11/1</b>	<b>10</b>	<b>2</b>	<b>12</b>	<b>0.0-0</b>	<b>0.0-0</b>

\*redshirt season

**CAREER MISCELLANEOUS STATS**


YEAR	FF	FR	PBU	INT	QBH	BLK
2019*	0	0	0	0	0	0
2020	1	0	0	2	0	0
2021	0	1	0	0	0	0
<b>TOTAL</b>	<b>1</b>	<b>1</b>	<b>0</b>	<b>2</b>	<b>0</b>	<b>0</b>

\*redshirt season

**CAREER HIGHS**

Tackles	3 at Northwestern (2020)
TFLs	none
Sacks	none
Breakups	none
Interceptions	2 at Northwestern (2020)





**BRENDAN FRANKE #92**

6-3 | 215 | FR. | PK  
GRETNA, NEB.

**CAREER NOTES**

- Joined Nebraska in the summer of 2021 after playing for Morningside College in Sioux City, Iowa during the 2020-21 season

**SEASON HIGHLIGHTS**

- Handled kickoffs at Illinois, booting four touchbacks in six attempts
- Only one of his kickoffs was returned for just nine yards
- Booted all five of his kickoffs for touchbacks against Fordham

**GAME-BY-GAME**

OPPONENT	KICKOFFS	TOUCHBACKS
at Illinois	6	4
Fordham	5	5
Buffalo		
at Oklahoma		
at Michigan St.		
Northwestern		
Michigan		
at Minnesota		
Purdue		
Ohio St.		
at Wisconsin		
Iowa		

**CAREER KICKING STATS**

YEAR	G/S	PAT	FG	PCT.	PTS	LG
2020*	9/0	3-4	0-0	0.0	3	-
2021	2/0	0-0	0-0	0.0	0	-
<b>TOTAL</b>	<b>11/0</b>	<b>3-4</b>	<b>0-0</b>	<b>0.0</b>	<b>3</b>	<b>-</b>

\*at NAIA Morningside College

KICKOFFS: 70 att., 44 touchbacks

**CAREER HIGHS**

Field Goal Attempts	none
Field Goals Made	none
Points	3 at Briar Cliff (2020)*
PATs	3 at Briar Cliff (2020)*
Kickoffs	9 twice*
Touchbacks	6 at Concordia [Neb.] (2020)*

\*at NAIA Morningside College



**NICK HENRICH #42**

6-3 | 225 | R-FR. | ILB  
OMAHA, NEB.

**CAREER HONORS**

- Academic All-Big Ten (2020)
- 5-Time Nebraska Scholar-Athlete Honor Roll

**CAREER HIGHLIGHTS**

- Has posted double-digit tackles in two of his three career starts

**SEASON HIGHLIGHTS**

- Made a game-high 11 tackles at Illinois, including a half tackle for loss
- Had four tackles vs. Fordham

**GAME-BY-GAME**

OPPONENT	UT-AT-TT	TFL-YD	SACK-YD
at Illinois	4-7-11	0.5-1	0.0-0
Fordham	2-2-4	0.0-0	0.0-0
Buffalo			
at Oklahoma			
at Michigan St.			
Northwestern			
Michigan			
at Minnesota			
Purdue			
Ohio St.			
at Wisconsin			
Iowa			

**CAREER TACKLE STATS**

YEAR	G/S	UT	AT	TT	TFL-YD	SCK-YD
2019*	1/0	0	0	0	0-0	0.0-0
2020	7/1	8	19	27	0.5-1	0.0-0
2021	2/2	6	9	15	0.5-1	0.0-0
<b>TOTAL</b>	<b>10/3</b>	<b>14</b>	<b>28</b>	<b>42</b>	<b>1.0-2</b>	<b>0.0-0</b>

\*redshirt season

**CAREER MISCELLANEOUS STATS**

YEAR	FF	FR	PBU	INT	QBH	BLK
2019*	0	0	0	0	0	0
2020	0	0	0	0	2	0
2021	0	0	0	0	0	0
<b>TOTAL</b>	<b>0</b>	<b>0</b>	<b>0</b>	<b>0</b>	<b>2</b>	<b>0</b>

\*redshirt season

**CAREER HIGHS**

Tackles	12 at Rutgers (2020)
TFLs	0.5 twice
Sacks	none
Breakups	none



**CHRIS HICKMAN #87**

6-5 | 215 | R-FR. | TE  
OMAHA, NEB.

**CAREER HONORS**

- Nebraska Scholar-Athlete Honor Roll (Spring 2020)

**CAREER NOTES**

- Has played both wide receiver and tight end in his Husker career

**SEASON HIGHLIGHTS**

- Was targeted three times but did not have a catch at Illinois

**GAME-BY-GAME**

OPPONENT	REC.	YDS	TD	LONG
at Illinois	0	0	0	-
Fordham	0	0	0	-
Buffalo				
at Oklahoma				
at Michigan St.				
Northwestern				
Michigan				
at Minnesota				
Purdue				
Ohio St.				
at Wisconsin				
Iowa				

**CAREER RECEIVING STATS**

YEAR	G/S	REC.	YDS	Y/R	Y/G	TD
2019*	4/0	1	0	0.0	0.0	0
2020	6/0	1	0	0.0	0.0	0
2021	2/0	0	0	0.0	0.0	0
<b>TOTAL</b>	<b>12/0</b>	<b>2</b>	<b>0</b>	<b>0.0</b>	<b>0.0</b>	<b>0</b>

\*redshirt season

**CAREER HIGHS**

Receptions	1 twice
Receiving Yards	none
Receiving Touchdowns	none
Long Reception	0 twice



**RAHMIR JOHNSON #14**

5-10 | 185 | R-FR. | RB  
ORADELL, N.J.

**CAREER HONORS**

- 2-Time Brook Berringer Citizenship Team
- 2-Time Tom Osborne Citizenship Team

**SEASON HIGHLIGHTS**

- Had four carries for 11 yards and a 13-yard kickoff return at Illinois
- Had five carries for 19 yards against Fordham

**GAME-BY-GAME**

OPPONENT	ATT.	YDS	TD	LONG
at Illinois	4	11	0	7
Fordham	5	19	0	9
Buffalo				
at Oklahoma				
at Michigan St.				
Northwestern				
Michigan				
at Minnesota				
Purdue				
Ohio St.				
at Wisconsin				
Iowa				

**CAREER RUSHING STATS**

YEAR	G/S	ATT.	NET	Y/A	Y/G	TD
2019*	4/0	21	64	3.0	16.3	1
2020	6/0	8	30	3.8	5.0	1
2021	2/0	9	30	3.3	15.0	0
<b>TOTAL</b>	<b>12/0</b>	<b>38</b>	<b>124</b>	<b>3.3</b>	<b>10.3</b>	<b>2</b>

\*redshirt season

RECEIVING: 7 rec., 45 yds, 0 TD

KICKOFF RETURNS: 4 ret., 67 yds, 0 TD

**CAREER HIGHS**

Rushing Attempts	18 at Maryland (2019)
Rushing Yards	55 at Maryland (2019)
Rushing Touchdowns	1 twice
Long Rush	13 at Maryland (2019)
Receptions	1 seven times
Receiving Yards	17 yards at Ohio St. (2020)
Receiving Touchdowns	none
Long Reception	17 yards at Ohio St. (2020)



**CAMERON JURGENS #51**

6-3 | 290 | SO. | OL  
BEATRICE, NEB.

**CAREER HONORS**

- Rimington Trophy Watch List (2021)
- 2-Time Academic All-Big Ten
- 5-Time Nebraska Scholar-Athlete Honor Roll
- Brook Berringer Citizenship Team (2019)
- Tom Osborne Citizenship Team (2019)

**CAREER NOTES**

- Spent his true freshman season at tight end before switching to center in the spring of 2019
- In 2019, became the first freshman (true or redshirt) to start a game at center for Nebraska since freshmen regained eligibility in 1972
- 1 of 6 freshmen offensive linemen (true or redshirt) to start a season opener at Nebraska

**SEASON HIGHLIGHTS**

- Has started both games at center this season
- Helped Nebraska both pass and rush for 300 yards against Fordham, marking only the third game in program history the Huskers have totaled 300 yards rushing and passing

**CAREER STATS**

- **Games:** 22 (1 in 2018\*; 12 in 2019; 7 in 2020; 2 in 2021)
- **Starts:** 21 (12 in 2019; 7 in 2020; 2 in 2021)

\*redshirt season (at tight end)



**CHRIS KOLAREVIC #31**

6-1 | 230 | JR. | ILB  
TRAVERSE CITY, MICH.

**CAREER HONORS**

- Nebraska Scholar-Athlete Honor Roll (Spring 2020)

**CAREER NOTES**

- Joined Nebraska as a graduate transfer from FCS Northern Iowa
- Played in 16 games with 15 starts at UNI from 2018-19, recording 144 tackles, 9.5 TFLs and 2.0 sacks
- Entered this season having gone more than 20 months since he last played in a game (Dec. 7, 2019 at South Dakota State)

**SEASON HIGHLIGHTS**

- Made four tackles at Illinois in his Husker debut

**GAME-BY-GAME**

OPPONENT	UT-AT-TT	TFL-YD	SACK-YD
at Illinois	2-2-4	0.0-0	0.0-0
Fordham	2-1-3	0.0-0	0.0-0
Buffalo			
at Oklahoma			
at Michigan St.			
Northwestern			
Michigan			
at Minnesota			
Purdue			
Ohio St.			
at Wisconsin			
Iowa			

**CAREER TACKLE STATS**

YEAR	G/S	UT	AT	TT	TFL-YD	SCK-YD
2017						
		Redshirt				
2018*	6/6	25	40	65	3.0-4	0.0-0
2019*	10/9	33	46	79	6.5-23	2.0-17
2020*		DNP (No FCS Fall Season)				
2021	2/0	4	3	7	0.0-0	0.0-0
<b>TOTAL</b>	<b>18/15</b>	<b>62</b>	<b>89</b>	<b>151</b>	<b>9.5-27</b>	<b>2.0-17</b>

\*at FCS Northern Iowa

**CAREER MISCELLANEOUS STATS**


YEAR	FF	FR	PBU	INT	QBH	BLK
2017*						
	Redshirt					
2018*	0	0	4	1	0	0
2019*	0	1	1	1	1	0
2020*		DNP (No FCS Fall Season)				
2021	0	0	0	0	0	0
<b>TOTAL</b>	<b>0</b>	<b>1</b>	<b>5</b>	<b>2</b>	<b>1</b>	<b>0</b>

\*at FCS Northern Iowa

**CAREER HIGHS**

Tackles	19 vs. South Dakota (2019)*
TFLs	1.5 twice*
Sacks	1.0 twice*
Breakups	2 at Indiana State (2018)*
Interceptions	1 twice*

\*at FCS Northern Iowa



**WYATT LIEWER** #85

6-4 | 195 | SO. | WR  
O'NEILL NEB.

**CAREER HONORS**

- Nebraska Offensive Scout Team MVP (2018)
- 2-Time Academic All-Big Ten
- 6-Time Nebraska Scholar-Athlete Honor Roll
- Brook Berringer Citizenship Team (2019)
- Tom Osborne Citizenship Team (2019)

**PERSONAL NOTES**

- His father, Jamie, was a three-year letterwinner for the Huskers from 1990 to 1992, and a two-year starter on the defensive line

**SEASON HIGHLIGHTS**

- Tied his career high with two catches at Illinois

**GAME-BY-GAME**

OPPONENT	REC.	YDS	TD	LONG
at Illinois	2	13	0	7
Fordham	0	0	0	-
Buffalo				
at Oklahoma				
at Michigan St.				
Northwestern				
Michigan				
at Minnesota				
Purdue				
Ohio St.				
at Wisconsin				
Iowa				

CAREER RECEIVING STATS						
YEAR	G/S	REC.	YDS	Y/R	Y/G	TD
2018						
2019	0/0	0	0	0.0	0.0	0
2020	8/0	3	22	7.3	2.8	1
2021	2/2	2	13	6.5	6.5	0
<b>TOTAL</b>	<b>10/2</b>	<b>5</b>	<b>35</b>	<b>7.0</b>	<b>3.5</b>	<b>1</b>

CAREER HIGHS	
Receptions	2 twice
Receiving Yards	22 vs. Minnesota (2020)
Receiving Touchdowns	1 at Purdue (2020)
Long Reception	10 at Purdue [TD] (2020)



**OMAR MANNING** #5

6-4 | 225 | JR. | WR  
LANCASTER, TEXAS

**CAREER NOTES**

- Began his career at TCU, redshirting in 2017, before spending the 2018 and 2019 seasons at Kilgore College in Texas
- Nation's No. 1-ranked junior college wide receiver in the 2020 class

**SEASON HIGHLIGHTS**

- Caught the first two passes of his Husker career at Illinois, totaling 26 yards
- Caught three passes for 54 yards in his first career start against Fordham, including a career-long 32-yard grab

**GAME-BY-GAME**

OPPONENT	REC.	YDS	TD	LONG
at Illinois	2	26	0	12
Fordham	3	54	0	32
Buffalo				
at Oklahoma				
at Michigan St.				
Northwestern				
Michigan				
at Minnesota				
Purdue				
Ohio St.				
at Wisconsin				
Iowa				

CAREER RECEIVING STATS						
YEAR	G/S	REC.	YDS	Y/R	Y/G	TD
2017*						
2018						
2019						
2020	1/0	0	0	0.0	0.0	0
2021	2/1	5	80	16.0	40.0	0
<b>TOTAL</b>	<b>3/1</b>	<b>5</b>	<b>80</b>	<b>16.0</b>	<b>40.0</b>	<b>0</b>

\*at TCU

CAREER HIGHS	
Receptions	3 vs. Fordham (2021)
Receiving Yards	54 vs. Fordham (2021)
Receiving Touchdowns	none
Long Reception	32 vs. Fordham (2021)



**OLIVER MARTIN** #89

6-1 | 200 | JR. | WR  
CORALVILLE, IOWA

**CAREER HONORS**

- Nebraska Scholar-Athlete Honor Roll (Spring 2020)

**CAREER NOTES**

- Has caught a touchdown pass for three different Big Ten teams (Michigan, Iowa and Nebraska)
- Began his collegiate career at Michigan (2017-18)
- Redshirted in 2017 and caught 11 passes for 125 yards and one touchdown in 13 games in 2018
- Transferred to Iowa in 2019 and was immediately eligible, totaling five catches for 28 yards
- Transferred to Nebraska in 2020 but did not receive an eligibility waiver until November

**SEASON HIGHLIGHTS**

- Posted his first career 100-yard receiving game at Illinois with a game-high 103 yards
- Set career highs in receptions (6) and receiving yards (103) while also recording the longest reception of his career (43 yards)
- Missed the Fordham game with an injury

**GAME-BY-GAME**

OPPONENT	REC.	YDS	TD	LONG
at Illinois	6	103	1	43
Fordham				
Buffalo				
at Oklahoma				
at Michigan St.				
Northwestern				
Michigan				
at Minnesota				
Purdue				
Ohio St.				
at Wisconsin				
Iowa				

CAREER RECEIVING STATS						
YEAR	G/S	REC.	YDS	Y/R	Y/G	TD
2017*						
2018*	13/1	11	125	11.4	9.6	1
2019^	8/0	5	28	5.6	5.6	1
2020	5/4	5	63	12.6	12.6	0
2021	1/1	6	103	17.2	103.0	1
<b>TOTAL</b>	<b>27/6</b>	<b>27</b>	<b>319</b>	<b>11.8</b>	<b>11.8</b>	<b>3</b>

\*at Michigan; ^at Iowa

**RUSHING:** 2 att., 16 yds, 0 TD  
**PUNT RETURNS:** 1 ret. for 7 yds vs. Illinois (2020)

CAREER HIGHS	
Receptions	6 at Illinois (2021)
Receiving Yards	103 at Illinois (2021)
Receiving Touchdowns	1 three times
Long Reception	43 at Illinois (2021)

\*at Michigan; ^at Iowa



# ADRIAN MARTINEZ

#2

6-2 | 212 | JR. | QB  
FRESNO, CALIF.

## CAREER HONORS

- 3-Time Team Captain (2019, 2020, 2021)
- Maxwell Award Watch List (2019, 2020, 2021)
- Johnny Unitas Award Watch List (2020, 2021)
- Senior Bowl Watch List (2021)
- AFCA Good Works Team Nominee (2021)
- Freshman All-American (2018)
- Honorable-Mention All-Big Ten (2018)
- National Performer of the Week (2018 vs. Minn.)
- National Freshman of the Week (2018 vs. Colo.)
- 3-Time Big Ten Freshman of the Week (2018)
- NU Outstanding Male Newcomer (2018-19)
- Nebraska Offensive Back of the Year (2018)
- 2-Time Academic All-Big Ten
- 6-Time Nebraska Scholar-Athlete Honor Roll
- 3-Time Brook Berringer Citizenship Team
- 3-Time Tom Osborne Citizenship Team

## NEBRASKA RECORDS

- Career 400-Yard Total Offense Games (5)
- Career 300-Yard Total Offense Games (14)
- Season Completion Percentage (71.5 in 2020)
- Season Total Offense Per Game (295.1 in 2018)
- Season 400-Yard Total Offense Games (3 in 2018)
- Season 300-Yard Total Offense Games (7 in 2018)
- Game Completion Pct. (90.0 at Iowa in 2020)

## PERSONAL NOTES

- Graduated with his degree in business administration in May of 2021, completing his undergraduate work in 3 1/2 years

## ACTIVE NCAA CAREER RANKINGS

- Total Offensive Yards Per Game: 8th (267.8)
- Quarterback Rushing Yards: 2nd (1,920)
- 1 of 3 active players with 6,000 career passing yards & 1,500 career rushing yards

## CAREER NOTES

- Only three-time captains in Nebraska history
- Is the only true freshman quarterback to start a season opener in Nebraska history
- 1 of 3 true freshmen quarterbacks to start for NU
- 1 of 2 Huskers to have a 300-yard passing and 100-yard rushing game (also Taylor Martinez)
- 1 of 3 Huskers with 6,000 career passing yards and 1,000 career rushing yards
- 1 of 3 Huskers to lead the team in rushing and passing in the same season (2020)
- Owns the top two single-game completion percentage marks in program history (2018 vs. Minnesota and 2020 at Iowa)
- 71.5 percent completion rate in 2020 ranked 4th nationally and was the 4th-highest mark ever in a Big Ten Conference season
- In 2018, posted the highest total offense average (295.1 ypg) ever by a true freshman quarterback at a Power Five school, the 10th-best mark by any FBS freshman and the fifth-best mark by a true freshman
- 1 of 6 freshmen in FBS history to average 200 passing yards & 50 rushing yards per game (1 of 2 true freshmen to hit both marks)

## SEASON HIGHLIGHTS

- Totaled 343 yards of offense at Illinois, including 232 passing yards and 111 rushing yards
- Posted his fifth career 100-yard rushing game
- Played three quarters against Fordham, accounting for 287 yards of offense (254 passing, 33 rushing) and three touchdowns

## CAREER PASSING STATS

YEAR	G/S	CMP-ATT	PCT	YDS	TD	INT
2018	11/11	224-347	64.6	2,617	17	8
2019	10/10	149-251	59.4	1,956	10	9
2020	7/6	108-151	71.5	1,055	4	3
2021	2/2	33-55	60.0	486	2	0
<b>TOTAL</b>	<b>30/29</b>	<b>514-804</b>	<b>63.9</b>	<b>6,114</b>	<b>33</b>	<b>20</b>

Total Offense: 1,204 att., 8,034 yds, 56 TDs

## CAREER RUSHING STATS

YEAR	G/S	ATT.	NET	Y/A	Y/G	TD
2018	11/11	140	629	4.5	57.2	8
2019	10/10	144	626	4.3	62.6	7
2020	7/6	91	521	5.7	74.4	7
2021	2/2	25	144	5.8	72.0	3
<b>TOTAL</b>	<b>30/29</b>	<b>400</b>	<b>1,920</b>	<b>4.8</b>	<b>64.0</b>	<b>25</b>

## CAREER PASSING HIGHS

<b>Attempts</b>	42 twice
<b>Completions</b>	26 at Iowa (2018)
<b>Yards</b>	384 at Wisconsin (2018)
<b>Touchdowns</b>	3 three times
<b>Long Pass</b>	75 twice (both TDs)

## CAREER RUSHING HIGHS

<b>Attempts</b>	23 at Rutgers (2020)
<b>Yards</b>	157 at Rutgers (2020)
<b>Touchdowns</b>	2 six times
<b>Long Rush</b>	75 at Illinois (2021)

## CAREER TOTAL OFFENSE HIGHS

<b>Attempts</b>	60 vs. Purdue (2018)
<b>Yards</b>	446 at Illinois (2019)
<b>Total Touchdowns</b>	4 three times

## MARTINEZ RECORD WATCH

### PASSING YARDS

RK.	PLAYER, YEARS	YDS
1.	Tommy Armstrong Jr., 2013-17	8,871
2.	Taylor Martinez, 2010-13	7,258
3.	<b>Adrian Martinez, 2018-pres.</b>	<b>6,114</b>
4.	Zac Taylor, 2005-06	5,850

### COMPLETIONS

RK.	PLAYER, YEARS	COMP.
1.	Tommy Armstrong Jr., 2013-16	625
2.	Taylor Martinez, 2010-13	575
3.	<b>Adrian Martinez, 2018-present</b>	<b>514</b>
4.	Zac Taylor, 2005-06	470

### COMPLETION PERCENTAGE

RK.	PLAYER, YEARS	PCT.
1.	Joe Ganz, 2006-08	65.1
2.	<b>Adrian Martinez, 2018-present</b>	<b>63.9</b>
3.	Sam Keller, 2007	63.1

Minimum 1,000 career passing yards

### TOTAL OFFENSE

RK.	PLAYER, YEARS	YDS
1.	Tommy Armstrong Jr., 2013-16	10,690
2.	Taylor Martinez, 2010-13	10,233
3.	<b>Adrian Martinez, 2018-pres.</b>	<b>8,034</b>
4.	Eric Crouch, 1998-2001	7,915

### TOTAL OFFENSIVE YARDS PER GAME

RK.	PLAYER, YEARS	YPG
1.	<b>Adrian Martinez, 2018-pres.</b>	<b>267.8</b>
2.	Tanner Lee, 2017	253.8
3.	Tommy Armstrong Jr., 2013-16	237.6

Minimum 3,000 total yards

### QUARTERBACK RUSHING YARDS

RK.	PLAYER, YEARS	YDS
1.	Eric Crouch, 1998-2001	3,434
2.	Taylor Martinez, 2010-13	2,975
3.	Jammal Lord, 2000-03	2,573
4.	Steve Taylor, 1985-88	2,125
5.	Tommie Frazier, 1992-95	1,955
6.	<b>Adrian Martinez, 2018-present</b>	<b>1,920</b>
7.	Tommy Armstrong Jr., 2013-16	1,819
8.	Scott Frost, 1996-97	1,533

### 250-YARD PASSING GAMES

RK.	PLAYER, YEARS	GMS
1.	Tommy Armstrong Jr., 2013-16	14
2.	<b>Adrian Martinez, 2018-present</b>	<b>12</b>
3.	Joe Ganz, 2006-08	11

### 300-YARD PASSING GAMES

RK.	PLAYER, YEARS	GMS
1.	Joe Ganz, 2006-08	8
2.	Tommy Armstrong Jr., 2013-16	6
3.	Taylor Martinez, 2010-13	4
t-4.	<b>Adrian Martinez, 2018-present</b>	<b>3</b>

### 300-YARD TOTAL OFFENSE GAMES

RK.	PLAYER, YEARS	GMS
1.	<b>Adrian Martinez, 2018-present</b>	<b>14</b>
2.	Tommy Armstrong Jr., 2013-16	13

### 400-YARD TOTAL OFFENSE GAMES

RK.	PLAYER, YEARS	GMS
1.	<b>Adrian Martinez, 2018-present</b>	<b>5</b>
2.	Joe Ganz, 2006-08	3

# ADRIAN MARTINEZ CAREER GAME-BY-GAME STATISTICS

PASSING					RUSHING					TOTAL OFFENSE				
<b>2021 (4TH YEAR)</b>					<b>2021 (4TH YEAR)</b>					<b>2021 (4TH YEAR)</b>				
OPPONENT	COMP-ATT	YDS	TD	INT	OPPONENT	ATT.	YDS	TD	LONG	OPPONENT	ATT.	PASS	RUSH	TOT
at Illinois	16-32	232	1	0	at Illinois	17	111	1	75	at Illinois	49	232	111	343
Fordham	17-23	254	1	0	Fordham	8	33	2	19	Fordham	31	254	33	287
Buffalo					Buffalo					Buffalo				
at Oklahoma					at Oklahoma					at Oklahoma				
at Michigan St.					at Michigan St.					at Michigan St.				
Northwestern					Northwestern					Northwestern				
Michigan					Michigan					Michigan				
at Minnesota					at Minnesota					at Minnesota				
Purdue					Purdue					Purdue				
Ohio St.					Ohio St.					Ohio St.				
at Wisconsin					at Wisconsin					at Wisconsin				
Iowa					Iowa					Iowa				
<b>2020 (JUNIOR)</b>					<b>2020 (JUNIOR)</b>					<b>2020 (JUNIOR)</b>				
OPPONENT	COMP-ATT	YDS	TD	INT	OPPONENT	ATT.	YDS	TD	LONG	OPPONENT	ATT.	PASS	RUSH	TOT
at Ohio St.	12-15	105	0	0	at Ohio St.	13	85	1	39	at Ohio St.	28	105	85	190
at Northwestern	12-27	125	0	1	at Northwestern	13	102	0	28	at Northwestern	40	125	102	227
Penn St.	-DNP-				Penn St.	-DNP-				Penn St.	-DNP-			
Illinois	3-4	43	1	0	Illinois	2	8	0	13	Illinois	6	43	8	51
at Iowa	18-20	174	0	0	at Iowa	12	28	1	18	at Iowa	32	174	28	202
at Purdue	23-30	242	1	0	at Purdue	13	45	2	15	at Purdue	43	242	45	287
Minnesota	16-27	111	1	0	Minnesota	15	96	1	24	Minnesota	42	111	96	207
at Rutgers	24-28	255	1	2	at Rutgers	23	157	2	141	at Rutgers	51	255	157	412
<b>2019 (SOPHOMORE)</b>					<b>2019 (SOPHOMORE)</b>					<b>2019 (SOPHOMORE)</b>				
OPPONENT	COMP-ATT	YDS	TD	INT	OPPONENT	ATT.	YDS	TD	LONG	OPPONENT	ATT.	PASS	RUSH	TOT
South Alabama	13-22	178	0	1	South Alabama	13	6	0	10	South Alabama	35	178	6	184
at Colorado	16-26	290	2	1	at Colorado	19	66	2	17	at Colorado	45	290	66	356
Northern Illinois	16-27	257	2	0	No. Illinois	11	44	1	11	No. Illinois	38	257	44	301
at Illinois	22-34	328	3	0	at Illinois	18	118	0	44	at Illinois	52	328	118	446
Ohio St.	8-17	47	0	3	Ohio St.	15	81	0	56	Ohio St.	32	47	81	128
Northwestern	13-20	145	0	0	Northwestern	9	26	0	8	Northwestern	29	145	26	171
at Minnesota	-DNP (injured)-				at Minnesota	-DNP (injured)-				at Minnesota	-DNP (injured)-			
Indiana	-DNP (injured)-				Indiana	-DNP (injured)-				Indiana	-DNP (injured)-			
at Purdue	22-39	247	0	1	at Purdue	12	58	2	21	at Purdue	51	247	58	305
Wisconsin	13-23	220	1	1	Wisconsin	16	89	1	45	Wisconsin	39	220	89	309
at Maryland	16-25	194	2	1	at Maryland	10	94	1	30	at Maryland	35	194	94	288
Iowa	10-18	50	0	1	Iowa	21	44	0	8	Iowa	39	50	44	94
<b>2018 (FRESHMAN)</b>					<b>2018 (FRESHMAN)</b>					<b>2018 (FRESHMAN)</b>				
OPPONENT	COMP-ATT	YDS	TD	INT	OPPONENT	ATT.	YDS	TD	LONG	OPPONENT	ATT.	PASS	RUSH	TOT
Colorado	15-20	187	1	1	Colorado	15	117	2	41	Colorado	35	187	117	304
Troy	-DNP (injured)-				Troy	-DNP (injured)-				Troy	-DNP (injured)-			
at Michigan	7-15	22	0	1	at Michigan	7	-12	0	15	at Michigan	22	22	-12	10
Purdue	25-42	323	2	1	Purdue	18	91	0	23	Purdue	60	323	91	414
at Wisconsin	24-42	384	2	0	at Wisconsin	13	57	1	28	at Wisconsin	55	384	57	441
at Northwestern	25-35	251	1	2	at Northwestern	13	37	0	13	at Northwestern	48	251	37	288
Minnesota	25-29	276	3	0	Minnesota	15	125	1	53	Minnesota	44	276	125	401
Bethune-Cookman	15-22	213	2	1	Bethune-Cookman	2	-7	0	0	Bethune-Cookman	24	213	-7	206
at Ohio St.	22-33	266	1	0	at Ohio St.	20	72	2	24	at Ohio St.	53	266	72	338
Illinois	24-34	290	3	1	Illinois	13	55	1	30	Illinois	47	290	55	345
Michigan St.	16-37	145	0	0	Michigan St.	7	18	0	17	Michigan St.	44	145	18	163
at Iowa	26-38	260	2	1	at Iowa	17	76	1	18	at Iowa	55	260	76	336



**SEVION MORRISON #28**

6-0 | 200 | FR. | RB  
TULSA, OKLA.

**CAREER HONORS**

- Nebraska Scholar-Athlete Honor Roll (Spring 2020)

**CAREER NOTES**

- Broke former Oklahoma All-American Spencer Tillman's Edison High School career rushing record by more than 1,000 yards

**SEASON HIGHLIGHTS**

- Made his Husker debut on special teams at Illinois
- Had his first career carries against Fordham, rushing nine times for 31 yards and two touchdowns

**GAME-BY-GAME**

OPPONENT	ATT.	YDS	TD	LONG
at Illinois	-Did Not Play-			
Fordham	9	31	2	9
Buffalo				
at Oklahoma				
at Michigan St.				
Northwestern				
Michigan				
at Minnesota				
Purdue				
Ohio St.				
at Wisconsin				
Iowa				

**CAREER RUSHING STATS**

YEAR	G/S	ATT.	NET	Y/A	Y/G	TD
2020	Did Not Play					
2021	2/0	9	31	3.4	15.5	2
<b>TOTAL</b>	<b>2/0</b>	<b>9</b>	<b>31</b>	<b>3.4</b>	<b>15.5</b>	<b>2</b>

RECEIVING: 1 rec., -1 yds, 0 TDs

**CAREER HIGHS**

Attempts	9 vs. Fordham (2021)
Yards	31 vs. Fordham (2021)
Touchdowns	2 vs. Fordham (2021)
Long Rush	9 vs. Fordham (2021)
Receptions	1 vs. Fordham (2021)
Receiving Yards	-1 vs. Fordham (2021)
Receiving Touchdowns	none
Long Reception	-1 vs. Fordham (2021)



**CADE MUELLER #94**

6-0 | 220 | SO. | LS  
GRETNA, NEB.

**CAREER HONORS**

- 2-Time Academic All-Big Ten
- 4-Time Nebraska Scholar-Athlete Honor Roll

**SEASON HIGHLIGHTS**

- Handled all of the long-snapping duties at Illinois
- Was Nebraska's long snapper on punts against Fordham

**CAREER STATS**

- Games: 10 (8 in 2020; 2 in 2021)



**GARRETT NELSON #44**

6-3 | 245 | SO. | OLB  
SCOTTSBLUFF, NEB.

**CAREER HONORS**

- Academic All-Big Ten (2020)
- 3-Time Nebraska Scholar-Athlete Honor Roll

**PERSONAL NOTES**

- His father Chris was a two-time All-American wrestler at Nebraska

**SEASON HIGHLIGHTS**

- Made six tackles and set a career high with 2.5 tackles for loss at Illinois
- Marked his fourth consecutive game with at least one TFL
- Had two tackles vs. Fordham but saw his streak of four consecutive games with a TFL end

**GAME-BY-GAME**

OPPONENT	UT-AT-TT	TFL-YD	SACK-YD
at Illinois	3-3-6	2.5-9	0.5-3
Fordham	0-2-2	0.0-0	0.0-0
Buffalo			
at Oklahoma			
at Michigan St.			
Northwestern			
Michigan			
at Minnesota			
Purdue			
Ohio St.			
at Wisconsin			
Iowa			

**CAREER TACKLE STATS**

YEAR	G/S	UT	AT	TT	TFL-YD	SCK-YD
2019	11/0	4	11	15	2-5	0.0-0
2020	8/8	16	14	30	4.0-16	1.5-10
2021	2/2	3	5	8	2.5-9	0.5-3
<b>TOTAL 21/10</b>	<b>23</b>	<b>30</b>	<b>53</b>	<b>8.5-30</b>	<b>2.0-13</b>	

**CAREER MISCELLANEOUS STATS**

YEAR	FF	FR	PBU	INT	QBH	BLK
2019	0	0	0	0	0	0
2020	0	0	0	0	1	0
2021	0	0	0	0	0	0
<b>TOTAL</b>	<b>0</b>	<b>0</b>	<b>0</b>	<b>0</b>	<b>1</b>	<b>0</b>

**CAREER HIGHS**

Tackles	9 vs. Penn St. (2020)
TFLs	2.5 at Illinois (2021)
Sacks	1.5 at Purdue (2020)
Breakups	none



**QUINTON NEWSOME #6**

6-1 | 185 | SO. | CB  
SUWANEE, GA.

**CAREER HONORS**

- 2-Time Nebraska Scholar-Athlete Honor Roll
- Brook Berringer Citizenship Team (2020)
- Tom Osborne Citizenship Team (2020)

**SEASON HIGHLIGHTS**

- Made his second career start and finished with a career-high five tackles at Illinois
- Tied for the team-high with five tackles against Fordham, including his first career tackle for loss with a four-yard sack

**GAME-BY-GAME**

OPPONENT	UT-AT-TT	TFL-YD	PBU	INT
at Illinois	3-2-5	0.0-0	0	0
Fordham	3-2-5	1.0-4	0	0
Buffalo				
at Oklahoma				
at Michigan St.				
Northwestern				
Michigan				
at Minnesota				
Purdue				
Ohio St.				
at Wisconsin				
Iowa				

**CAREER TACKLE STATS**

YEAR	G/S	UT	AT	TT	TFL-YD	SCK-YD
2019	10/0	0	0	0	0-0	0.0-0
2020	8/1	9	2	11	0.0-0	0.0-0
2021	2/2	6	4	10	1.0-4	1.0-4
<b>TOTAL</b>	<b>20/3</b>	<b>15</b>	<b>6</b>	<b>21</b>	<b>1.0-4</b>	<b>1.0-4</b>

**CAREER MISCELLANEOUS STATS**

YEAR	FF	FR	PBU	INT	QBH	BLK
2019	0	0	0	0	0	0
2020	1	0	0	0	0	0
2021	0	0	0	0	0	0
<b>TOTAL</b>	<b>1</b>	<b>0</b>	<b>0</b>	<b>0</b>	<b>0</b>	<b>0</b>

**CAREER HIGHS**

<b>Tackles</b>	5 twice
<b>TFLs</b>	1.0 vs. Fordham (2021)
<b>Sacks</b>	1.0 vs. Fordham (2021)
<b>Breakups</b>	none



**PHELDARIUS PAYNE #0**

6-3 | 260 | JR. | OLB  
SUFFOLK, VA.

**SEASON HIGHLIGHTS**

- Set career highs with 2.0 sacks and 2.0 TFLs at Illinois while finishing with five tackles, one shy of his career high

**GAME-BY-GAME**

OPPONENT	UT-AT-TT	TFL-YD	SACK-YD
at Illinois	2-3-5	2.0-11	2.0-11
Fordham	0-1-1	0.0-0	0.0-0
Buffalo			
at Oklahoma			
at Michigan St.			
Northwestern			
Michigan			
at Minnesota			
Purdue			
Ohio St.			
at Wisconsin			
Iowa			

**CAREER TACKLE STATS**

YEAR	G/S	UT	AT	TT	TFL-YD	SCK-YD
2020	8/0	8	13	21	2.0-7	1.0-6
2021	2/0	2	4	6	2.0-11	2.0-11
<b>TOTAL</b>	<b>10/0</b>	<b>10</b>	<b>17</b>	<b>27</b>	<b>4.0-18</b>	<b>3.0-17</b>

**CAREER MISCELLANEOUS STATS**

YEAR	FF	FR	PBU	INT	QBH	BLK
2020	0	0	2	0	2	0
2021	0	0	0	0	0	0
<b>TOTAL</b>	<b>0</b>	<b>0</b>	<b>2</b>	<b>0</b>	<b>2</b>	<b>0</b>

**CAREER HIGHS**

<b>Tackles</b>	6 vs. Penn St. (2020)
<b>TFLs</b>	2.0 at Illinois (2021)
<b>Sacks</b>	2.0 at Illinois (2021)
<b>Breakups</b>	1 twice



**ETHAN PIPER #57**

6-4 | 300 | R-FR. | OL  
NORFOLK, NEB.

**CAREER HONORS**

- Big Ten Distinguished Scholar (2021)
- Academic All-Big Ten (2020)
- 4-Time Nebraska Scholar-Athlete Honor Roll
- Sam Foltz 27 Hero Leadership Award (2021)
- Brook Berringer Citizenship Team (2021)
- Tom Osborne Citizenship Team (2021)

**CAREER NOTES**

- Played in one game while redshirting in 2019, becoming the 13th true freshman offensive lineman to play in a game at Nebraska

**SEASON HIGHLIGHTS**

- Has started both games at left guard this season
- Helped Nebraska both pass and rush for 300 yards against Fordham, marking only the third game in program history the Huskers have totaled 300 yards rushing and passing

**CAREER STATS**

- **Games:** 11 (1 in 2019; 8 in 2020; 2 in 2021)
- **Starts:** 9 (7 in 2020; 2 in 2021)



**LUKE REIMER #28**

6-1 | 225 | SO. | ILB  
LINCOLN, NEB.

**CAREER HONORS**

- Academic All-Big Ten (2020)
- Nebraska Scholar-Athlete Honor Roll (Spring 2020)

**CAREER NOTES**

- Joined NU as a walk-on and earned his way into the linebacker rotation in 2019 as a true freshman
- Was placed on scholarship prior to the 2020 season

**SEASON HIGHLIGHTS**

- Totaled eight tackles at Illinois with a half tackle for loss and a forced fumble that led to a takeaway
- Had four solo stops and a quarterback hurry against Fordham

**GAME-BY-GAME**

OPPONENT	UT-AT-TT	TFL-YD	SACK-YD
at Illinois	3-5-8	0.5-0	0.0-0
Fordham	4-0-4	0.0-0	0.0-0
Buffalo			
at Oklahoma			
at Michigan St.			
Northwestern			
Michigan			
at Minnesota			
Purdue			
Ohio St.			
at Wisconsin			
Iowa			

**CAREER TACKLE STATS**

YEAR	G/S	UT	AT	TT	TFL-YD	SCK-YD
2019	10/0	7	4	11	1-4	0.0-0
2020	6/5	29	11	40	5.0-18	2.0-12
2021	2/2	7	5	12	0.5-0	0.0-0
<b>TOTAL</b>	<b>18/7</b>	<b>43</b>	<b>20</b>	<b>63</b>	<b>6.5-22</b>	<b>2.0-12</b>

**CAREER MISCELLANEOUS STATS**

YEAR	FF	FR	PBU	INT	QBH	BLK
2019	0	1	0	0	0	0
2020	1	0	0	0	0	0
2021	1	0	0	0	1	0
<b>TOTAL</b>	<b>2</b>	<b>1</b>	<b>0</b>	<b>0</b>	<b>1</b>	<b>0</b>

**CAREER HIGHS**

<b>Tackles</b>	12 at Iowa (2020)
<b>TFLs</b>	1.5 at Northwestern (2020)
<b>Sacks</b>	1.0 twice
<b>Breakups</b>	none



**TY ROBINSON #99**

6-6 | 305 | R-FR. | DL  
GILBERT, ARIZ.

**CAREER HONORS**

- Nebraska Scholar-Athlete Honor Roll (Fall 2020)

**SEASON HIGHLIGHTS**

- Tied his career high with four tackles at Illinois
- Made two tackles against Fordham

**GAME-BY-GAME**

OPPONENT	UT-AT-TT	TFL-YD	SACK-YD
at Illinois	1-3-4	0.0-0	0.0-0
Fordham	0-2-2	0.0-0	0.0-0
Buffalo			
at Oklahoma			
at Michigan St.			
Northwestern			
Michigan			
at Minnesota			
Purdue			
Ohio St.			
at Wisconsin			
Iowa			

**CAREER TACKLE STATS**

YEAR	G/S	UT	AT	TT	TFL-YD	SCK-YD
2019	3/0	0	0	0	0-0	0.0-0
2020	8/7	5	2	7	2.0-3	0.0-0
2021	2/1	1	5	6	0.0-0	0.0-0
<b>TOTAL</b>	<b>13/8</b>	<b>6</b>	<b>7</b>	<b>13</b>	<b>2.0-3</b>	<b>0.0-0</b>

\*redshirt season

**CAREER MISCELLANEOUS STATS**

YEAR	FF	FR	PBU	INT	QBH	BLK
2019	0	0	0	0	0	0
2020	0	0	0	0	2	0
2021	0	0	0	0	0	0
<b>TOTAL</b>	<b>0</b>	<b>0</b>	<b>0</b>	<b>0</b>	<b>2</b>	<b>0</b>

\*redshirt season

**CAREER HIGHS**

<b>Tackles</b>	4 twice
<b>TFLs</b>	1.0 twice
<b>Sacks</b>	none
<b>Breakups</b>	none



**MATT SICHTERMAN #70**

6-4 | 310 | JR. | OL  
CINCINNATI, OHIO

**CAREER HONORS**

- 3-Time Big Ten Distinguished Scholar
- 3-Time Academic All-Big Ten
- 8-Time Nebraska Scholar-Athlete Honor Roll
- 4-Time Brook Berringer Citizenship Team
- 4-Time Tom Osborne Citizenship Team

**PERSONAL NOTES**

- Earned his degree in software engineering in May of 2021
- One of three triplets along with his sister, Megan (swimmer at Tennessee) and brother Dan (former tight end at Iowa State)

**SEASON HIGHLIGHTS**

- Has started both games at right guard this year, including his first career start at Illinois
- Helped Nebraska both pass and rush for 300 yards against Fordham, marking only the third game in program history the Huskers have totaled 300 yards rushing and passing

**CAREER STATS**

- **Games:** 26  
(4 in 2018; 12 in 2019; 8 in 2020; 2 in 2021)
- **Starts:** 2 (2 in 2021)





**MARKESE STEPP** #30

6-1 | 230 | SO. | RB  
INDIANAPOLIS, IND.

**CAREER NOTES**

- Spent his first three seasons at USC (2018-20)
- Carried 100 times for 505 yards and six touchdowns with the Trojans

**SEASON HIGHLIGHTS**

- Had three carries for 10 yards at Illinois and caught a career-long 30-yard pass
- Produced his first career 100-yard rushing effort with 18 carries for 101 yards vs. Fordham

**GAME-BY-GAME**

OPPONENT	ATT.	YDS	TD	LONG
at Illinois	3	10	1	7
Fordham	18	101	0	19
Buffalo				
at Oklahoma				
at Michigan St.				
Northwestern				
Michigan				
at Minnesota				
Purdue				
Ohio St.				
at Wisconsin				
Iowa				

**CAREER RUSHING STATS**

YEAR	G/S	ATT.	NET	Y/A	Y/G	TD
2018*^	4/0	7	33	4.7	8.3	0
2019*	6/0	48	307	6.4	51.2	3
2020*	5/0	45	165	3.7	33.0	3
2021	2/0	21	111	5.3	55.5	1
<b>TOTAL</b>	<b>17/0</b>	<b>121</b>	<b>616</b>	<b>5.1</b>	<b>36.2</b>	<b>8</b>

\*USC; ^redshirt

RECEIVING: 6 rec., 64 yds, 0 TDs

**CAREER HIGHS**

Attempts	18 vs. Fordham (2021)
Yards	101 vs. Fordham (2021)
Touchdowns	1 seven times
Long Rush	35 at Washington (2019)*
Receptions	2 vs. Arizona St. (2020)*
Receiving Yards	30 at Illinois (2021)
Receiving Touchdowns	none
Long Reception	30 at Illinois (2021)

\*USC



**BEN STILLE** #95

6-5 | 290 | SR. | DL  
ASHLAND, NEB.

**CAREER HONORS**

- Senior Bowl Watch List (2021)
- Campbell Trophy Semifinalist (2020)
- 2-Time Wuerffel Trophy Watch List
- 2-Time AFCA Good Works Team Nominee
- Honorable-Mention All-Big Ten (2020)
- Big Ten Sportsmanship Award (2019)
- BTN All-Freshman Team (2017)
- Big Ten Freshman of the Week (2017 vs. Illinois)
- 2-Time Academic All-District VII
- Big Ten Distinguished Scholar (2020)
- 4-Time Academic All-Big Ten
- 8-Time Nebraska Scholar-Athlete Honor Roll
- Sam Foltz Hero 27 Leadership Award (2019)
- 5-Time Brook Berringer Citizenship Team
- 5-Time Tom Osborne Citizenship Team

**PERSONAL NOTES**

- Earned his bachelor's degree in nutrition and health sciences in 2019
- Earned his master's degree in nutrition and health sciences in May of 2021

**CAREER NOTES**

- 1st Husker freshman to lead NU in TFLs (10 in 2017) since the stat began being tracked in 1968
- 1st Husker freshman to lead NU in sacks (3.5 in 2017) since the stat became official in 1981
- 1 of 17 four-time academic all-conference honorees in program history

**SEASON HIGHLIGHTS**

- Started his ninth straight game and had four tackles at Illinois
- Had a two-yard tackle for loss vs. Fordham

**GAME-BY-GAME**

OPPONENT	UT-AT-TT	TFL-YD	SACK-YD
at Illinois	2-2-4	0.0-0	0.0-0
Fordham	1-0-1	1.0-2	0.0-0
Buffalo			
at Oklahoma			
at Michigan St.			
Northwestern			
Michigan			
at Minnesota			
Purdue			
Ohio St.			
at Wisconsin			
Iowa			

**CAREER TACKLE STATS**

YEAR	G/S	UT	AT	TT	TFL-YD	SCK-YD
2016					Redshirt	
2017	9/1	12	12	24	10-38	3.5-27
2018	12/11	10	15	25	5-28	5.0-28
2019	12/2	13	18	31	8-38	3.0-20
2020	8/8	12	15	27	3.0-13	1.5-11
2021	2/2	3	2	5	1.0-2	0.0-0
<b>TOTAL</b>	<b>43/24</b>	<b>50</b>	<b>62</b>	<b>112</b>	<b>27.0-119</b>	<b>13.0-86</b>

**CAREER MISCELLANEOUS STATS**

YEAR	FF	FR	PBU	INT	QBH	BLK
2016						Redshirt
2017	1	0	1	0	1	0
2018	0	0	2	0	6	0
2019	0	0	1	0	5	0
2020	0	0	0	0	3	0
<b>TOTAL</b>	<b>1</b>	<b>0</b>	<b>4</b>	<b>0</b>	<b>15</b>	<b>0</b>

**CAREER HIGHS**

Tackles	5 three times
TFLs	3.0 at Illinois (2017)
Sacks	1.5 at Purdue (2020)
Breakups	2 vs. Bethune-Cookman (2018)



**CALEB TANNOR** #2

6-3 | 225 | JR. | OLB  
STONE RIDGE, GA.

**CAREER HONORS**

- Nebraska Scholar-Athlete Honor Roll (Spring 2019)
- Brook Berringer Citizenship Team (2019)
- Tom Osborne Citizenship Team (2019)

**SEASON HIGHLIGHTS**

- Had a FTL and three total tackles at Illinois

**GAME-BY-GAME**

OPPONENT	UT-AT-TT	TFL-YD	SACK-YD
at Illinois	2-1-3	1.0-2	0.0-0
Fordham	1-0-1	0.0-0	0.0-0
Buffalo			
at Oklahoma			
at Michigan St.			
Northwestern			
Michigan			
at Minnesota			
Purdue			
Ohio St.			
at Wisconsin			
Iowa			

**CAREER TACKLE STATS**

YEAR	G/S	UT	AT	TT	TFL-YD	SCK-YD
2018	12/0	6	4	10	1-7	1.0-7
2019	12/5	9	8	17	4-15	2.5-14
2020	8/5	10	13	23	2.5-19	2.0-18
2021	2/2	3	1	4	1.0-2	0.0-0
<b>TOTAL</b>	<b>34/12</b>	<b>28</b>	<b>26</b>	<b>54</b>	<b>8.5-43</b>	<b>5.5-39</b>

**CAREER MISCELLANEOUS STATS**

YEAR	FF	FR	PBU	INT	QBH	BLK
2018	0	0	0	0	0	0
2019	0	0	1	0	0	0
2020	1	0	0	0	2	0
2021	0	0	0	0	0	0
<b>TOTAL</b>	<b>1</b>	<b>0</b>	<b>1</b>	<b>0</b>	<b>2</b>	<b>0</b>

**CAREER HIGHS**

<b>Tackles</b>	5 twice
<b>TFLs</b>	2.0 vs. Northwestern (2019)
<b>Sacks</b>	1.0 four times
<b>Breakups</b>	1 at Illinois (2019)



**CAM TAYLOR-BRITT** #5

6-0 | 197 | JR. | CB  
MONTGOMERY, ALA.

**CAREER HONORS**

- Team Captain (2021)
- Senior Bowl Watch List (2021)
- Second-Team All-Big Ten (2020)
- Honorable-Mention All-Big Ten (2019)
- Nebraska Boyd Epley Lifter of the Year (2019)
- 3-Time Nebraska Scholar-Athlete Honor Roll
- Brook Berringer Citizenship Team (2019)
- Tom Osborne Citizenship Team (2019)

**CAREER NOTES**

- Ranked 3rd nationally with four forced fumbles in 2019, the most by any Husker since 1999

**SEASON HIGHLIGHTS**

- Made two tackles at Illinois while helping limit the Illini to 159 passing yards
- Made two more tackles as Nebraska held Fordham to 163 passing yards

**GAME-BY-GAME**

OPPONENT	UT-AT-TT	TFL-YD	PBU	INT
at Illinois	2-0-2	0.0-0	0	0
Fordham	2-0-2	0.0-0	0	0
Buffalo				
at Oklahoma				
at Michigan St.				
Northwestern				
Michigan				
at Minnesota				
Purdue				
Ohio St.				
at Wisconsin				
Iowa				

**CAREER TACKLE STATS**

YEAR	G/S	UT	AT	TT	TFL-YD	SCK-YD
2018	11/0	9	3	12	0-0	0.0-0
2019	10/9	29	20	49	4-20	1.5-15
2020	8/7	23	5	28	3.0-6	0.0-0
2021	2/2	4	0	4	0.0-0	0.0-0
<b>TOTAL</b>	<b>31/18</b>	<b>65</b>	<b>28</b>	<b>93</b>	<b>7.0-26</b>	<b>1.5-15</b>


**CAREER MISCELLANEOUS STATS**

YEAR	FF	FR	PBU	INT	QBH	BLK
2018	0	1	3	0	0	0
2019	4	1	3	3	0	0
2020	0	0	4	2	0	0
2021	0	0	0	0	0	0
<b>TOTAL</b>	<b>4</b>	<b>2</b>	<b>10</b>	<b>5</b>	<b>0</b>	<b>0</b>

**PUNT RETURNS:** 9 att., 81 yards, 0 TDs

**CAREER HIGHS**

<b>Tackles</b>	7 vs. Ohio St. (2019)
<b>TFLs</b>	2.0 vs. South Alabama (2019)
<b>Sacks</b>	1.0 vs. South Alabama (2019)
<b>Breakups</b>	2 at Purdue (2020)
<b>Interceptions</b>	1 five times
<b>Interception Returns for TD</b>	1 vs. Iowa (2019)



**DEONTRE THOMAS** #97

6-3 | 295 | JR. | DL  
MUSTANG, OKLA.

**CAREER HONORS**

- 2-Time Nebraska Scholar-Athlete Honor Roll

**PERSONAL NOTES**

- Earned his degree in criminology and criminal justice in August of 2021

**SEASON HIGHLIGHTS**

- Made three stops at Illinois, including a half sack for his first career sack

**GAME-BY-GAME**

OPPONENT	UT-AT-TT	TFL-YD	SACK-YD
at Illinois	1-2-3	0.5-3	0.5-3
Fordham	0-0-0	0.0-0	0.0-0
Buffalo			
at Oklahoma			
at Michigan St.			
Northwestern			
Michigan			
at Minnesota			
Purdue			
Ohio St.			
at Wisconsin			
Iowa			

**CAREER TACKLE STATS**

YEAR	G/S	UT	AT	TT	TFL-YD	SCK-YD
2017	10/0	4	10	14	0-0	0.0-0
2018*	4/0	4	0	4	1-1	0.0-0
2019	12/0	8	11	19	2-3	0.0-0
2020	2/0	0	0	0	0.0-0	0.0-0
2021	2/0	1	2	3	0.5-3	0.5-3
<b>TOTAL</b>	<b>30/0</b>	<b>17</b>	<b>23</b>	<b>40</b>	<b>3.5-7</b>	<b>0.5-3</b>

\*redshirt season

**CAREER MISCELLANEOUS STATS**

YEAR	FF	FR	PBU	INT	QBH	BLK
2017	0	0	0	0	0	0
2018*	0	0	0	0	0	0
2019	0	0	1	0	0	0
2020	0	0	0	0	0	0
2021	0	0	0	0	0	0
<b>TOTAL</b>	<b>0</b>	<b>0</b>	<b>1</b>	<b>0</b>	<b>0</b>	<b>0</b>

\*redshirt season

**CAREER HIGHS**

<b>Tackles</b>	5 vs. Northern Illinois (2019)
<b>TFLs</b>	1 three times
<b>Sacks</b>	0.5 at Illinois (2021)
<b>Breakups</b>	1 vs. Northern Illinois (2019)



**SAMORI TOURE**

#3

6-3 | 190 | SR. | WR  
PORTLAND, ORE.

**CAREER HONORS**

- Senior Bowl Watch List (2021)
- FCS Third-Team All-American (2019 at Mont.)
- First-Team All-Big Ten Sky (2019 at Mont.)
- Nebraska Scholar-Athlete Honor Roll (Spring 2021)

**FCS RECORDS**

- Receiving Yards (Playoffs): 303 vs. SE La. (2019)

**CAREER NOTES**

- Grad transfer from Montana (2016-19)
- Played in 36 games with 25 starts for the Griz
- Caught 155 career passes at Montana for 2,468 yards & 20 touchdowns
- Set an FBS Playoff record with 303 receiving yards against Southeastern Louisiana

**SEASON HIGHLIGHTS**

- Had three catches for 37 yards and two carries for nine yards in his Husker debut at Illinois
- Posted his ninth career 100-yard receiving game and first at Nebraska with eight catches for 133 yards against Fordham
- Added three carries for 35 yards with his first career rushing touchdown vs. Fordham

**GAME-BY-GAME**

OPPONENT	REC.	YDS	TD	LONG
at Illinois	3	37	0	16
Fordham	8	133	0	31
Buffalo				
at Oklahoma				
at Michigan St.				
Northwestern				
Michigan				
at Minnesota				
Purdue				
Ohio St.				
at Wisconsin				
Iowa				

**CAREER RECEIVING STATS**

YEAR	G/S	REC.	YDS	Y/R	Y/G	TD
2016*						
2017*	11/1	31	533	17.8	50.3	5
2018*	11/10	37	440	11.9	40.0	2
2019*	14/14	87 <sup>^</sup>	1,495 <sup>^</sup>	17.2	106.8	13
2020*						
2021	2/2	11	170	15.5	85.0	0
<b>TOTAL</b>	<b>38/27</b>	<b>166</b>	<b>2,638</b>	<b>15.9</b>	<b>69.4</b>	<b>20</b>

\*at FCS Montana; <sup>^</sup>Montana record

**RUSHING:** 11 att., 58 yds, 1 TD

**CAREER HIGHS**

<b>Receptions</b>	12 vs. Southeastern La. (2019)*
<b>Receiving Yds</b>	303 vs. Southeastern La. (2019)* <sup>^</sup>
<b>Receiving Touchdowns</b>	3 three times*
<b>Long Reception</b>	81 at Weber St. (2017)*
<b>Touchdown Pass</b>	1 vs. Illinois St. (2017)*

\*at FCS Montana; <sup>^</sup>Montana record



**DEONTAI WILLIAMS**

#8

6-1 | 205 | SR. | S  
JACKSONVILLE, FLA.

**CAREER HONORS**

- Senior Bowl Watch List (2021)
- Honorable-Mention All-Big Ten (2020)
- Nebraska Scholar-Athlete Honor Roll (Fall 2018)

**PERSONAL NOTES**

- Earned his degree in December of 2019
- His father, Roosevelt, was a 3rd-round NFL Draft pick in 2002 and played two seasons in the NFL

**CAREER NOTES**

- Has missed nearly two full seasons due to injury, playing in only the season opener at Jones County CC in 2016 and at Nebraska in 2019

**SEASON HIGHLIGHTS**

- Totaled six tackles, including a TFL, in the season opener at Illinois
- Had four tackles and a career-high two interceptions against Fordham

**GAME-BY-GAME**

OPPONENT	UT-AT-TT	TFL-YD	PBU	INT
at Illinois	3-3-6	1.0-1	0	0
Fordham	2-2-4	0.0-0	0	2
Buffalo				
at Oklahoma				
at Michigan St.				
Northwestern				
Michigan				
at Minnesota				
Purdue				
Ohio St.				
at Wisconsin				
Iowa				

**CAREER TACKLE STATS**

YEAR	G/S	UT	AT	TT	TFL-YD	SCK-YD
2018	12/1	15	8	23	1-0	0.0-0
2019	1/1	2	0	2	0-0	0.0-0
2020	8/7	37	14	51	4.0-20	1.0-13
2021	2/2	5	5	10	1.0-1	0.0-0
<b>TOTAL</b>	<b>23/11</b>	<b>59</b>	<b>27</b>	<b>86</b>	<b>6.0-21</b>	<b>1.0-13</b>

**CAREER MISCELLANEOUS STATS**

YEAR	FF	FR	PBU	INT	QBH	BLK
2018	2	1	2	2	0	0
2019	0	0	0	0	0	0
2020	1	1	4	0	0	0
2021	0	0	0	2	0	0
<b>TOTAL</b>	<b>3</b>	<b>2</b>	<b>6</b>	<b>4</b>	<b>0</b>	<b>0</b>

**CAREER HIGHS**

<b>Tackles</b>	12 at Purdue (2020)
<b>TFLs</b>	1.0 four times
<b>Sacks</b>	1.0 vs. Penn St. (2020)
<b>Breakups</b>	2 vs. Minnesota (2020)
<b>Interceptions</b>	2 vs. Fordham (2021)
<b>Fumble Return TDs</b>	1 vs. Penn St. (2020)

## 2021 NEBRASKA SCHEDULE AND RESULTS



2021-22 Nebraska Football  
Overall Team Statistics  
All games

Page 1/2  
as of Sep 04, 2021

## Team Statistics

	NEBR	OPP
<b>Scoring</b>	<b>74</b>	<b>37</b>
Points per game	37.0	18.5
Points Off Turnovers	21	7
<b>First Downs</b>	<b>53</b>	<b>30</b>
Rushing	28	14
Passing	24	15
Penalty	1	1
<b>Rushing Yardage</b>	<b>489</b>	<b>296</b>
Yards gained rushing	557	334
Yards lost rushing	68	38
Rushing attempts	104	76
Average per rush	4.7	3.9
Average per game	244.5	148.0
TDs Rushing	8	1
<b>Passing Yardage</b>	<b>536</b>	<b>322</b>
Comp-Att-Int	37-62-0	33-49-3
Average per pass	8.6	6.6
Average per catch	14.5	9.8
Average per game	268.0	161.0
TDs Passing	2	3
<b>Total offense</b>	<b>1025</b>	<b>618</b>
Total plays	166	125
Average per play	6.2	4.9
Average per game	512.5	309.0
<b>Kick returns: #-Yards</b>	<b>4-65</b>	<b>1-9</b>
<b>Punt returns: #-Yards</b>	<b>4-2</b>	<b>1-7</b>
<b>Int returns: #-Yards</b>	<b>3-11</b>	<b>0-0</b>
<b>Kick return average</b>	<b>16.3</b>	<b>9.0</b>
<b>Punt return average</b>	<b>0.5</b>	<b>7.0</b>
<b>Int return average</b>	<b>3.7</b>	<b>0.0</b>
<b>Fumbles-Lost</b>	<b>6-3</b>	<b>1-1</b>
<b>Penalties-Yards</b>	<b>7-77</b>	<b>5-55</b>
Average per game	38.5	27.5
<b>Punts-Yards</b>	<b>7-252</b>	<b>12-489</b>
Average per punt	36.0	40.8
Net punt average	35.0	40.6
<b>Kickoffs-Yards</b>	<b>15-957</b>	<b>7-453</b>
Average per kick	63.8	64.7
Net kick average	41.1	44.7
<b>Time of possession / game</b>	<b>30:43</b>	<b>29:17</b>
<b>3rd-down conversion</b>	<b>17/33</b>	<b>8/26</b>
3rd-down pct	52%	31%
<b>4rd-down conversion</b>	<b>5/6</b>	<b>1/4</b>



**2021-22 Nebraska Football  
Overall Team Statistics  
All games**

	<b>NEBR</b>	<b>OPP</b>
4rd-down pct	83%	25%
<b>Sacks by-Yards</b>	<b>4-21</b>	<b>6-37</b>
<b>Misc Yards</b>	<b>0</b>	<b>0</b>
<b>Touchdowns scored</b>	<b>10</b>	<b>5</b>
<b>Field goals - attempts</b>	<b>2-2</b>	<b>0-2</b>
<b>On-Side kicks</b>	<b>0-0</b>	<b>0-0</b>
<b>Red-zone scores</b>	<b>(11-11) 100%</b>	<b>(3-3) 100%</b>
<b>Red-zone touchdowns</b>	<b>(9-11) 82%</b>	<b>(3-3) 100%</b>
<b>PAT-attempts</b>	<b>(8-10) 80%</b>	<b>(5-5) 100%</b>
<b>Attendance</b>	<b>85938</b>	<b>41064</b>
Games / Avg per game	1/85938	1/41064
Neutral site games	-	0/0

**Score by Periods**

<b>Team</b>	<b>1st</b>	<b>2nd</b>	<b>3rd</b>	<b>4th</b>	<b>OT</b>	<b>TOT</b>
Nebraska	7	26	21	20	0	74
Opponents	2	21	14	0	0	37

**Team Results**

	<b>Date</b>	<b>Opponent</b>		<b>Score</b>	<b>Overall</b>	<b>Conf</b>	<b>Time</b>	<b>Attend</b>
*	08/28/2021	at Illinois	L	22-30	0-1	0-1	3:34	41064
	09/04/2021	Fordham	W	52-7	1-1	0-1	3:00	85938



## 2021-22 Nebraska Football Combined Team Statistics All games

### Team Results

	Date	Opponent		Score	Att.
*	08/28/2021	at Illinois	L	22-30	41064
	09/04/2021	Fordham	W	52-7	85938

### Rushing

Player	gp	att	gain	loss	net	avg	td	lg	avg/g
Adrian Martinez	2	25	193	49	144	5.8	3	75	72.0
Markese Stepp	2	21	112	1	111	5.3	1	19	55.5
Gabe Ervin Jr.	2	18	51	1	50	2.8	0	11	25.0
Samori Toure	2	5	44	0	44	8.8	1	21	22.0
Logan Smothers	1	4	36	0	36	9.0	0	15	36.0
Sevion Morrison	1	9	31	0	31	3.4	2	9	31.0
Rahmir Johnson	2	9	33	3	30	3.3	0	9	15.0
Marvin Scott III	1	6	30	0	30	5.0	1	10	30.0
Jaquez Yant	1	5	25	0	25	5.0	0	8	25.0
Cooper Jewett	2	1	2	0	2	2.0	0	2	1.0
Team	2	1	0	14	-14	-14.0	0	0	-7.0
<b>Total</b>	<b>2</b>	<b>104</b>	<b>557</b>	<b>68</b>	<b>489</b>	<b>4.7</b>	<b>8</b>	<b>75</b>	<b>244.5</b>
<b>Opponents</b>	<b>2</b>	<b>76</b>	<b>334</b>	<b>38</b>	<b>296</b>	<b>3.9</b>	<b>1</b>	<b>45</b>	<b>148.0</b>

### Passing

Player	gp	effic	comp-att-int	pct	yds	td	lg	avg/g
Adrian Martinez	2	146.2	33-55-0	60.0	486	2	43	243.0
Logan Smothers	1	117.1	4-7-0	57.1	50	0	30	50.0
<b>Total</b>	<b>2</b>	<b>142.9</b>	<b>37-62-0</b>	<b>59.7</b>	<b>536</b>	<b>2</b>	<b>43</b>	<b>268.0</b>
<b>Opponents</b>	<b>2</b>	<b>130.5</b>	<b>33-49-3</b>	<b>67.3</b>	<b>322</b>	<b>3</b>	<b>45</b>	<b>161.0</b>

### Receiving

Player	gp	no.	yds	avg	td	lg	avg/g
Samori Toure	2	11	170	15.5	0	31	85.0
Austin Allen	2	6	84	14.0	0	26	42.0
Oliver Martin	1	6	103	17.2	1	43	103.0
Omar Manning	2	5	80	16.0	0	32	40.0
Wyatt Liewer	2	2	13	6.5	0	7	6.5
Chancellor Brewington	1	2	8	4.0	1	6	8.0
Markese Stepp	2	1	30	30.0	0	30	15.0
Levi Falck	2	1	8	8.0	0	8	4.0
Zavier Betts	2	1	30	30.0	0	30	15.0
Alante Brown	1	1	11	11.0	0	11	11.0
Sevion Morrison	1	1	-1	-1.0	0	0	-1.0
<b>Total</b>	<b>2</b>	<b>37</b>	<b>536</b>	<b>14.5</b>	<b>2</b>	<b>43</b>	<b>268.0</b>
<b>Opponents</b>	<b>2</b>	<b>32</b>	<b>324</b>	<b>10.1</b>	<b>3</b>	<b>45</b>	<b>162.0</b>

### Game Records

Record	Overall	Home	Away	Neutral
ALL GAMES	1-1	1-0	0-1	0-0
CONFERENCE	0-1	0-0	0-1	0-0
NON-CONFERENCE	1-0	1-0	0-0	0-0

### Team Statistics

	NEBR	OPP
<b>First Downs</b>	<b>53</b>	<b>30</b>
Rushing	28	14
Passing	24	15
Penalty	1	1
<b>Rushing Yardage</b>	<b>489</b>	<b>296</b>
Rushing attempts	104	76
Average per rush	4.7	3.9
Average per game	244.5	148.0
TDs Rushing	8	1
<b>Passing Yardage</b>	<b>536</b>	<b>322</b>
Comp-Att-Int	37-62-0	33-49-3
Average per pass	8.6	6.6
Average per catch	14.5	9.8
Average per game	268.0	161.0
TDs Passing	2	3
<b>Total offense</b>	<b>1025</b>	<b>618</b>
Average per play	6.2	4.9
Average per game	512.5	309.0
<b>Kick returns: #-Yards</b>	<b>4-65</b>	<b>1-9</b>
<b>Punt returns: #-Yards</b>	<b>4-2</b>	<b>1-7</b>
<b>Int returns: #-Yards</b>	<b>3-11</b>	<b>0-0</b>
<b>Fumbles-Lost</b>	<b>6-3</b>	<b>1-1</b>
<b>Penalties-Yards</b>	<b>7-77</b>	<b>5-55</b>
<b>Punts-Avg</b>	<b>7-36.0</b>	<b>12-40.8</b>
<b>Time of possession / game</b>	<b>30:43</b>	<b>29:17</b>
<b>3rd-down conversion</b>	<b>17/33</b>	<b>8/26</b>
<b>4rd-down conversion</b>	<b>5/6</b>	<b>1/4</b>

### Interceptions

Player	no.	yds	avg	td	lg
Deontai Williams	2	11	5.5	0	11
Jojo Domann	1	0	0.0	0	0
<b>Total</b>	<b>3</b>	<b>11</b>	<b>3.7</b>	<b>0</b>	<b>11</b>
<b>Opponents</b>	<b>0</b>	<b>0</b>	<b>0.0</b>	<b>0</b>	<b>0</b>

## 2021 INDIVIDUAL STATISTICS

### Field Goals

Player	fg	pct.	01-19	20-29	30-39	40-49	50-99	lg	blk
Connor Culp	2-2	100.0	0-0	1-1	1-1	0-0	0-0	39	0
<b>Opponents</b>	<b>0-2</b>	<b>0.0</b>	<b>0-0</b>	<b>0-0</b>	<b>0-1</b>	<b>0-0</b>	<b>0-1</b>	<b>0</b>	<b>1</b>

### Scoring

Player	td	fg	PAT				dpx	saf	pts
			kick	rush	rcv	pass			
Adrian Martinez	3	-	-	-	-	-	-	-	18
Connor Culp	-	2-2	8-10	-	-	-	-	-	14
Sevion Morrison	2	-	-	-	-	-	-	-	12
Markese Stepp	1	-	-	-	-	-	-	-	6
Samori Toure	1	-	-	-	-	-	-	-	6
Chancellor Brewington	1	-	-	-	-	-	-	-	6
Oliver Martin	1	-	-	-	-	-	-	-	6
Marvin Scott III	1	-	-	-	-	-	-	-	6
<b>Total</b>	<b>10</b>	<b>2-2</b>	<b>8-10</b>	<b>0</b>	<b>0</b>	<b>0</b>	<b>0</b>	<b>0</b>	<b>74</b>
<b>Opponents</b>	<b>5</b>	<b>0-2</b>	<b>5-5</b>	<b>0</b>	<b>0</b>	<b>0</b>	<b>0</b>	<b>1</b>	<b>37</b>

### Score by Periods

Team	1st	2nd	3rd	4th	OT	TOT
Nebraska	7	26	21	20	0	74
Opponents	2	21	14	0	0	37

### Punting

Player	no.	yds	avg	lg	tb	fc	i20	50+	blk
Daniel Cerni	7	252	36.0	46	0	4	1	0	0
<b>Total</b>	<b>7</b>	<b>252</b>	<b>36.0</b>	<b>46</b>	<b>0</b>	<b>4</b>	<b>1</b>	<b>0</b>	<b>0</b>
<b>Opponents</b>	<b>12</b>	<b>489</b>	<b>40.8</b>	<b>59</b>	<b>0</b>	<b>5</b>	<b>3</b>	<b>2</b>	<b>0</b>

### Punt Returns

Player	no.	yds	avg	td	lg
Cam Taylor-Britt	3	2	0.7	0	2
Brody Belt	1	0	0.0	0	0
<b>Total</b>	<b>4</b>	<b>2</b>	<b>0.5</b>	<b>0</b>	<b>2</b>
<b>Opponents</b>	<b>1</b>	<b>7</b>	<b>7.0</b>	<b>0</b>	<b>7</b>

### Kick Returns

Player	no.	yds	avg	td	lg
Zavier Betts	3	52	17.3	0	18
Rahmir Johnson	1	13	13.0	0	13
<b>Total</b>	<b>4</b>	<b>65</b>	<b>16.3</b>	<b>0</b>	<b>18</b>
<b>Opponents</b>	<b>1</b>	<b>9</b>	<b>9.0</b>	<b>0</b>	<b>9</b>

### All Purpose

Player	g	rush	rcv	pr	kr	ir	total	avg/g
Samori Toure	2	44	170	0	0	0	214	107.0
Adrian Martinez	2	144	0	0	0	0	144	72.0
Markese Stepp	2	111	30	0	0	0	141	70.5
Oliver Martin	1	0	103	0	0	0	103	103.0
Austin Allen	2	0	84	0	0	0	84	42.0
Zavier Betts	2	0	30	0	52	0	82	41.0
Omar Manning	2	0	80	0	0	0	80	40.0
Gabe Ervin Jr.	2	50	0	0	0	0	50	25.0
Rahmir Johnson	2	30	0	0	13	0	43	21.5
Logan Smothers	1	36	0	0	0	0	36	36.0
Sevion Morrison	1	31	-1	0	0	0	30	30.0
Marvin Scott III	1	30	0	0	0	0	30	30.0
Jaquez Yant	1	25	0	0	0	0	25	25.0
Wyatt Liewer	2	0	13	0	0	0	13	6.5
Alante Brown	1	0	11	0	0	0	11	11.0
Deontai Williams	2	0	0	0	0	11	11	5.5
Chancellor Brewington	1	0	8	0	0	0	8	8.0
Levi Falck	2	0	8	0	0	0	8	4.0
Cooper Jewett	2	2	0	0	0	0	2	1.0
Cam Taylor-Britt	2	0	0	2	0	0	2	1.0
<b>Total</b>	<b>2</b>	<b>489</b>	<b>536</b>	<b>2</b>	<b>65</b>	<b>11</b>	<b>1103</b>	<b>551.5</b>
<b>Opponents</b>	<b>2</b>	<b>296</b>	<b>324</b>	<b>7</b>	<b>9</b>	<b>0</b>	<b>636</b>	<b>318.0</b>

### Total Offense

Player	g	plays	rush	pass	total	avg/g
Adrian Martinez	2	80	144	486	630	315.0
Markese Stepp	2	21	111	0	111	55.5
Logan Smothers	1	11	36	50	86	86.0
Gabe Ervin Jr.	2	18	50	0	50	25.0
Samori Toure	2	5	44	0	44	22.0
Sevion Morrison	1	9	31	0	31	31.0
Rahmir Johnson	2	9	30	0	30	15.0
Marvin Scott III	1	6	30	0	30	30.0
Jaquez Yant	1	5	25	0	25	25.0
Cooper Jewett	2	1	2	0	2	1.0
<b>Total</b>	<b>2</b>	<b>166</b>	<b>489</b>	<b>536</b>	<b>1025</b>	<b>512.5</b>
<b>Opponents</b>	<b>2</b>	<b>125</b>	<b>296</b>	<b>322</b>	<b>618</b>	<b>309.0</b>

## 2021 INDIVIDUAL STATISTICS

### All Purpose

Player	g	rush	rcv	pr	kr	ir	total	avg/g
Samori Toure	2	44	170	0	0	0	214	107.0
Adrian Martinez	2	144	0	0	0	0	144	72.0
Markese Stepp	2	111	30	0	0	0	141	70.5
Oliver Martin	1	0	103	0	0	0	103	103.0
Austin Allen	2	0	84	0	0	0	84	42.0
Zavier Betts	2	0	30	0	52	0	82	41.0
Omar Manning	2	0	80	0	0	0	80	40.0
Gabe Ervin Jr.	2	50	0	0	0	0	50	25.0
Rahmir Johnson	2	30	0	0	13	0	43	21.5
Logan Smothers	1	36	0	0	0	0	36	36.0
Sevion Morrison	1	31	-1	0	0	0	30	30.0
Marvin Scott III	1	30	0	0	0	0	30	30.0
Jaquez Yant	1	25	0	0	0	0	25	25.0
Wyatt Liewer	2	0	13	0	0	0	13	6.5
Alante Brown	1	0	11	0	0	0	11	11.0
Deontai Williams	2	0	0	0	0	11	11	5.5
Chancellor Brewington	1	0	8	0	0	0	8	8.0
Levi Falck	2	0	8	0	0	0	8	4.0
Cooper Jewett	2	2	0	0	0	0	2	1.0
Cam Taylor-Britt	2	0	0	2	0	0	2	1.0
Team	2	-14	0	0	0	0	-14	-7.0
<b>Total</b>	<b>2</b>	<b>489</b>	<b>536</b>	<b>2</b>	<b>65</b>	<b>11</b>	<b>1103</b>	<b>551.5</b>
<b>Opponents</b>	<b>2</b>	<b>296</b>	<b>324</b>	<b>7</b>	<b>9</b>	<b>0</b>	<b>636</b>	<b>318.0</b>





## INDIVIDUAL OFFENSE GAME BY GAME

### RUSHING/RECEIVING

#### Rushing

Player	No-Yds/TD	Illini	FU
Adrian Martinez	25-144/3	17-111/1	8-33/2
Markese Stepp	21-111/1	3-10/1	18-101/0
Gabe Ervin Jr.	18-50/0	12-33/0	6-17/0
Sevion Morrison	9-31/2	DNP	9-31/2
Rahmir Johnson	9-30/0	4-11/0	5-19/0
Marvin Scott III	6-30/1	DNP	6-30/1
Samori Toure	5-44/1	2-9/0	3-35/1
Jaquez Yant	5-25/0	DNP	5-25/0
Logan Smothers	4-36/0	DNP	4-36/0
Cooper Jewett	1-2/0	-	1-2/0

#### Receiving

Player	No-Yds/TD	Illini	FU
Samori Toure	11-170/0	3-37/0	8-133/0
Oliver Martin	6-103/1	6-103/1	DNP
Austin Allen	6-84/0	2-23/0	4-61/0
Omar Manning	5-80/0	2-26/0	3-54/0
Wyatt Liewer	2-13/0	2-13/0	-
Chancellor Brewington	2-8/1	DNP	2-8/1
Zavier Betts	1-30/0	-	1-30/0
Markese Stepp	1-30/0	1-30/0	-
Alante Brown	1-11/0	DNP	1-11/0
Levi Falck	1-8/0	-	1-8/0
Sevion Morrison	1--1/0	DNP	1--1/0

### PASSING

#2 Adrian Martinez	Comp	Att	Int	Pct	Yards	TD	Long	Sacked	Effic.
Illinois	16	32	0	50.0	232	1	43	5-37	121.2
Fordham	17	23	0	73.9	254	1	32	1-2	181.0
<b>Totals</b>	<b>33</b>	<b>55</b>	<b>0</b>	<b>60.0</b>	<b>486</b>	<b>2</b>	<b>43</b>	<b>6-39</b>	<b>146.2</b>

#8 Logan Smothers	Comp	Att	Int	Pct	Yards	TD	Long	Sacked	Effic.
Fordham	4	7	0	57.1	50	0	30	0-0	117.1
<b>Totals</b>	<b>4</b>	<b>7</b>	<b>0</b>	<b>57.1</b>	<b>50</b>	<b>0</b>	<b>30</b>	<b>0-0</b>	<b>117.1</b>

### SPECIAL TEAMS RETURNS

#### Punt Returns

Player	No-Yds	Illini	FU
Cam Taylor-Britt	3-2	2-1	1-1
Brody Belt	1-0	-	1-0

#### Kick Returns

Player	No-Yds	Illini	FU
Zavier Betts	3-52	1-17	2-35
Rahmir Johnson	1-13	1-13	-

## INDIVIDUAL DEFENSE GAME BY GAME

### TOTAL TACKLES

Player	S-A	Total	Illini	FU
Nick Henrich	6-9	15	4-7	2-2
Luke Reimer	7-5	12	3-5	4-0
Deontai Williams	5-6	11	3-4	2-2
Quinton Newsome	6-4	10	3-2	3-2
Garrett Nelson	3-5	8	3-3	0-2
Chris Kolarevic	4-3	7	2-2	2-1
Damion Daniels	3-4	7	3-3	0-1
JoJo Domann	4-2	6	1-0	3-2
Pheldarius Payne	2-4	6	2-3	0-1
Marquel Dismuke	2-4	6	1-4	1-0
Ty Robinson	1-5	6	1-3	0-2
Ben Stille	3-2	5	2-2	1-0
Cam Taylor-Britt	4-0	4	2-0	2-0
Caleb Tannor	3-1	4	2-1	1-0
Jordon Riley	2-2	4	0-1	2-1
Myles Farmer	3-0	3	2-0	1-0
Eteva Mauga-Clements	1-2	3	-	1-2
Deontre Thomas	1-2	3	1-2	-
Damian Jackson	1-1	2	1-0	0-1
Garrett Snodgrass	0-2	2	DNP	0-2
Isaac Gifford	1-0	1	1-0	-
Zavier Betts	1-0	1	-	1-0
Grant Tagge	1-0	1	1-0	-
Jackson Hannah	0-1	1	-	0-1
Ru'Quan Buckley	0-1	1	DNP	0-1
Jailen Weaver	0-1	1	DNP	0-1
Javin Wright	0-1	1	DNP	0-1
Tamon Lynum	0-1	1	DNP	0-1

### INTERCEPTION/FUMBLE RETURNS

#### Interceptions Returns

Player	No-Yds	Illini	FU
Deontai Williams	2-11	-	2-11
JoJo Domann	1-0	-	1-0

#### Fumble Returns

Player	No-Yds	Illini	FU
--------	--------	--------	----

## INDIVIDUAL DEFENSE GAME BY GAME

### SACKS

Player	UA-A	Total	Illini	FU
Pheldarius Payne	2-0	2	2-11	-
Quinton Newsome	1-0	1	-	1-4
Garrett Nelson	0-1	0.5	0.5-3	-
Deontre Thomas	0-1	0.5	0.5-3	-

### TACKLES FOR LOSS

Player	UA-A	Total	Illini	FU
Garrett Nelson	2-1	2.5	2.5-9	-
Pheldarius Payne	2-0	2.0	2.0-11	-
Eteva Mauga-Clements	1-1	1.5	-	1.5-2
Caleb Tannor	1-0	1.0	1.0-2	-
Quinton Newsome	1-0	1.0	-	1.0-4
Deontai Williams	1-0	1.0	1.0-1	-
Jojo Domann	1-0	1.0	-	1.0-1
Damion Daniels	1-0	1.0	1.0-1	-
Ben Stille	1-0	1.0	-	1.0-2
Luke Reimer	0-1	0.5	0.5-0	-
Nick Henrich	0-1	0.5	0.5-1	-
Jordon Riley	0-1	0.5	-	0.5-1
Deontre Thomas	0-1	0.5	0.5-3	-

### FUMBLES

#### Fumbles Forced

Player	Number	Illini	FU
Luke Reimer	1	1	-

#### Fumbles Recovered

Player	Number	Illini	FU
Myles Farmer	1	1	-

## TEAM GAME BY GAME

Date	Opponent	Rushing				Receiving				Passing				Kick Returns				Punt Returns				tot off		
		no.	yds	td	lg	no.	yds	td	lg	cmp	att	int	yds	td	lg	no.	yds	td	lg	no.	yds		td	lg
08/28/2021	at Illinois	39	160	2	75	16	232	1	43	16	32	0	232	1	43	2	30	0	17	2	1	0	2	392
09/04/2021	Fordham	65	329	6	21	21	304	1	32	21	30	0	304	1	32	2	35	0	18	2	1	0	1	633
<b>Nebraska</b>		<b>104</b>	<b>489</b>	<b>8</b>	<b>75</b>	<b>37</b>	<b>536</b>	<b>2</b>	<b>43</b>	<b>37</b>	<b>62</b>	<b>0</b>	<b>536</b>	<b>2</b>	<b>43</b>	<b>4</b>	<b>65</b>	<b>0</b>	<b>18</b>	<b>4</b>	<b>2</b>	<b>0</b>	<b>2</b>	<b>1025</b>
<b>Opponents</b>		<b>76</b>	<b>296</b>	<b>1</b>	<b>45</b>	<b>32</b>	<b>324</b>	<b>3</b>	<b>45</b>	<b>33</b>	<b>49</b>	<b>3</b>	<b>322</b>	<b>3</b>	<b>45</b>	<b>1</b>	<b>9</b>	<b>0</b>	<b>9</b>	<b>1</b>	<b>7</b>	<b>0</b>	<b>7</b>	<b>618</b>

### Nebraska Averages

Games	Avg/ rush	Avg/ catch	Pass effic	KR avg	PR avg	All purpose avg/game	Total offense avg/game
2	4.7	14.5	142.9	16.3	0.5	551.5	512.5

Date	Opponent	Tackles				Sacks	Fumble	Pass Defense			blkd	PAT attempts			off			
		ua	a	total	tfl-yds	no-yds	ff	fr-yds	int-yds	qbh	brup	kick	kick	rush	rcv	saf	t/o	pts
08/28/2021	at Illinois	38	42	80	9.0-28	3-17	1	1-0	0-0	0	1	0	1-3	0	0	0	0	22
09/04/2021	Fordham	27	26	53	5.0-10	1-4	0	0-0	3-11	1	0	1	7-7	0	0	0	21	52
<b>Nebraska</b>		<b>65</b>	<b>68</b>	<b>133</b>	<b>14.0-38</b>	<b>4-21</b>	<b>1</b>	<b>1-0</b>	<b>3-11</b>	<b>1</b>	<b>1</b>	<b>1</b>	<b>8-10</b>	<b>0</b>	<b>0</b>	<b>0</b>	<b>21</b>	<b>74</b>
<b>Opponents</b>		<b>92</b>	<b>76</b>	<b>168</b>	<b>10.0-43</b>	<b>6-37</b>	<b>2</b>	<b>3-0</b>	<b>0-0</b>	<b>4</b>	<b>7</b>	<b>0</b>	<b>5-5</b>	<b>0</b>	<b>0</b>	<b>1</b>	<b>7</b>	<b>37</b>

Date	Opponent	Punting								Field Goals			Kickoffs					
		no.	yds	avg	long	blkd	tb	fc	50+	i20	md-att	long	blkd	no.	yds	avg	tb	ob
08/28/2021	at Illinois	5	172	34.4	46	0	0	2	0	0	1-1	27	0	6	372	62.0	4	0
09/04/2021	Fordham	2	80	40.0	41	0	0	2	0	1	1-1	39	0	9	585	65.0	9	0
<b>Nebraska</b>		<b>7</b>	<b>252</b>	<b>36.0</b>	<b>46</b>	<b>0</b>	<b>0</b>	<b>4</b>	<b>0</b>	<b>1</b>	<b>2-2</b>	<b>39</b>	<b>0</b>	<b>15</b>	<b>957</b>	<b>63.8</b>	<b>13</b>	<b>0</b>
<b>Opponents</b>		<b>12</b>	<b>489</b>	<b>40.8</b>	<b>59</b>	<b>0</b>	<b>0</b>	<b>5</b>	<b>2</b>	<b>3</b>	<b>0-2</b>	<b>0</b>	<b>1</b>	<b>7</b>	<b>453</b>	<b>64.7</b>	<b>2</b>	<b>0</b>

## OPPONENT GAME BY GAME

Date	Opponent	Rushing				Receiving				Passing				Kick Returns				Punt Returns				tot off			
		no.	yds	td	lg	no.	yds	td	lg	cmp	att	int	yds	td	lg	no.	yds	td	lg	no.	yds		td	lg	
08/28/2021	at Illinois	48	167	1	45	15	159	2	45	15	19	0	159	2	45	1	9	0	9	1	7	0	7	326	
09/04/2021	Fordham	28	129	0	30	17	165	1	31	18	30	3	163	1	31	0	0	0	0	0	0	0	0	0	292
<b>Opponents</b>		<b>76</b>	<b>296</b>	<b>1</b>	<b>45</b>	<b>32</b>	<b>324</b>	<b>3</b>	<b>45</b>	<b>33</b>	<b>49</b>	<b>3</b>	<b>322</b>	<b>3</b>	<b>45</b>	<b>1</b>	<b>9</b>	<b>0</b>	<b>9</b>	<b>1</b>	<b>7</b>	<b>0</b>	<b>7</b>	<b>618</b>	
<b>Nebraska</b>		<b>104</b>	<b>489</b>	<b>8</b>	<b>75</b>	<b>37</b>	<b>536</b>	<b>2</b>	<b>43</b>	<b>37</b>	<b>62</b>	<b>0</b>	<b>536</b>	<b>2</b>	<b>43</b>	<b>4</b>	<b>65</b>	<b>0</b>	<b>18</b>	<b>4</b>	<b>2</b>	<b>0</b>	<b>2</b>	<b>1025</b>	

### Opponents Averages

Games	Avg/ rush	Avg/ catch	Pass effic	KR avg	PR avg	All purpose avg/game	Total offense avg/game
2	3.9	10.1	130.5	9.0	7.0	318.0	309.0

Date	Opponent	Tackles				Sacks	Fumble	Pass Defense			blkd	PAT attempts			off			
		ua	a	total	tfl-yds	no-yds	ff	fr-yds	int-yds	qbh	brup	kick	kick	rush	rcv	saf	t/o	pts
08/28/2021	at Illinois	40	28	68	6.0-36	5-35	1	1-0	0-0	4	6	0	4-4	0	0	1	7	30
09/04/2021	Fordham	52	48	100	4.0-7	1-2	1	2-0	0-0	0	1	0	1-1	0	0	0	0	7
<b>Opponents</b>		<b>92</b>	<b>76</b>	<b>168</b>	<b>10.0-43</b>	<b>6-37</b>	<b>2</b>	<b>3-0</b>	<b>0-0</b>	<b>4</b>	<b>7</b>	<b>0</b>	<b>5-5</b>	<b>0</b>	<b>0</b>	<b>1</b>	<b>7</b>	<b>37</b>
<b>Nebraska</b>		<b>65</b>	<b>68</b>	<b>133</b>	<b>14.0-38</b>	<b>4-21</b>	<b>1</b>	<b>1-0</b>	<b>3-11</b>	<b>1</b>	<b>1</b>	<b>1</b>	<b>8-10</b>	<b>0</b>	<b>0</b>	<b>0</b>	<b>21</b>	<b>74</b>

Date	Opponent	Punting								Field Goals			Kickoffs					
		no.	yds	avg	long	blkd	tb	fc	50+	i20	md-att	long	blkd	no.	yds	avg	tb	ob
08/28/2021	at Illinois	6	272	45.3	59	0	0	3	2	3	0-1	0	0	5	331	66.2	2	0
09/04/2021	Fordham	6	217	36.2	39	0	0	2	0	0	0-1	0	1	2	122	61.0	0	0
<b>Opponents</b>		<b>12</b>	<b>489</b>	<b>40.8</b>	<b>59</b>	<b>0</b>	<b>0</b>	<b>5</b>	<b>2</b>	<b>3</b>	<b>0-2</b>	<b>0</b>	<b>1</b>	<b>7</b>	<b>453</b>	<b>64.7</b>	<b>2</b>	<b>0</b>
<b>Nebraska</b>		<b>7</b>	<b>252</b>	<b>36.0</b>	<b>46</b>	<b>0</b>	<b>0</b>	<b>4</b>	<b>0</b>	<b>1</b>	<b>2-2</b>	<b>39</b>	<b>0</b>	<b>15</b>	<b>957</b>	<b>63.8</b>	<b>13</b>	<b>0</b>





# NEBRASKA & OPPONENT LONG PLAYS & DRIVE INFORMATION

## LONG SEASON PLAYS (20 OR MORE YARDS)

	[-----NEBRASKA-----]				[-----OPPONENT-----]			
	RUSH	PASS	RET	TOT	RUSH	PASS	RET	TOT
at Illinois	2	4	0	6	1	2	1	4
Fordham	1	7	0	8	3	2	0	5
<b>Total</b>	<b>3</b>	<b>11</b>	<b>0</b>	<b>14</b>	<b>4</b>	<b>4</b>	<b>1</b>	<b>9</b>

## OPPONENT LONG PLAYS (9: 4 RUNS; 4 PASSES; 1 RETURNS)

YDS	OPPONENT	PLAY	RESULT
45	Illinois	Run (Epstein)	1st-10
45	Illinois	Pass (Sitkowski-Spann)	1st-Goal
41	Illinois	FR (Hart)	Touchdown
31	Fordham	Pass (Demorat- Kokosiolis)	Touchdown
30	Fordham	Run (Wilson)	1st-10
25	Fordham	Pass (Demorat- Carter)	1st-10
22	Fordham	Run (Davis)	1st-10
21	Illinois	Pass (Sitkowski-Navarro)	1st-10
21	Fordham	Run (Wilson)	1st-10

## LONG DRIVE SUPERLATIVES

	NEBRASKA	OPPONENT
Most Yards (Result)	91 at Illinois (TD)	75 (3x) at Ill. (TD, TD); Fordham (TD)
Most Plays (Result)	19 at Illinois (TD)	14 at Illinois (TD)
Most Time (Result)	7:13 Fordham (TD)	8:04 at Illinois (TD)

## NEBRASKA LONG PLAYS (13; 3 RUNS; 11 PASSES; 0 RETURNS)

YDS	OPPONENT	PLAY	RESULT
75	Illinois	Run (Martinez)	Touchdown
43	Illinois	Pass (Martinez-Martin)	1st-10
32	Fordham	Pass (Martinez-Manning)	1st-10
31	Fordham	Pass (Martinez-Toure)	1st-10
30	Fordham	Pass (Martinez-Toure)	1st-10
30	Fordham	Pass (Smothers-Betts)	1st-10
30	Illinois	Pass (Martinez-Stepp)	1st-10
28	Illinois	Pass (Martinez-Martin)	1st-10
26	Illinois	Run (Martinez)	1st-10
26	Fordham	Pass (Martinez-Allen)	1st-10
25	Fordham	Pass (Martinez-Toure)	1st-10
24	Illinois	Pass (Martinez-Toure)	1st-10
23	Fordham	Pass (Martinez-Toure)	1st-10
21	Fordham	Run (Toure)	1st-10

## GAME-OPENING DRIVES

OPPONENT	[-----NEBRASKA-----]			[-----OPPONENT-----]		
	PTS.	1ST DWN	YDS	PTS.	1ST DWN	YDS
at Illinois	0	1	23	0	1	23
Fordham	0	2	27	0	3	59

## SECOND-HALF OPENING DRIVES

OPPONENT	[-----NEBRASKA-----]			[-----OPPONENT-----]		
	PTS.	1ST DWN	YDS	PTS.	1ST DWN	YDS
at Illinois	0	0	-10	7	5	75
Fordham	7	4	64	0	1	4

# NEBRASKA & OPPONENT SCORING DRIVES, MISCELLANEOUS STATS

## SCORING DRIVES

GAME	SCORING		[-----TIME-----]		[--PLAYS--]		
	DRIVES	TOT	AVG.	TOT	AVG.	5 OR LESS	1 OR 0
Illinois	4	12:23:00	3:05	35	8.75	1	1
Fordham	8	31:28:00	3:56	80	10.00	0	0
Season	12	43:51:00	3:39	115	9.6	1	1
Opponents	5	17:57:00	3:35	35	7.00	2	1

## NEBRASKA POINTS OFF TURNOVERS

GAME	TOs GAINED	TD	FG-FGA	PTS.	(NU FUM./LOST, INT)
at Illinois	1 (1/1 F/L, 0 INT)	0	0-0	0	1 (2/1 F/L, 0 INT)
Fordham	3 (0/0 F/L, 3 INT)	3	0-0	21	2 (4/2 F/L, 0 INT)
<b>TOTAL</b>	<b>4 (1/1 F/L, 3 INT)</b>	<b>3</b>	<b>0-0</b>	<b>21</b>	<b>3 (6/3 F/L, 0 INT)</b>
<b>OPPONENTS</b>	<b>3 (6/2 F/L, 0 INT)</b>	<b>1</b>	<b>0-0</b>	<b>7</b>	<b>4 (1/1 F/L, 3 INT)</b>

PENALTY NUMBERS	NU PEN.-YDS.	OPP. PEN.-YDS
Illinois	5-67	3-40
Fordham	2-10	2-15
<b>TOTALS (AVG/PENALTY)</b>	<b>7-77 (11.0)</b>	<b>5-55 (11.0)</b>
<b>AVG/GAME</b>	<b>3.5-38.5</b>	<b>2.5-27.5</b>

## STARTING FIELD POSITION\*

GAME	NU AVG. START	OPP. AVG. START	NU DIFF.
	(yards/drives/in 20/past 50)	(yards/drives/in 20/past 50)	
Illinois	22.1 (265/12/4/0)	32.6 (391/12/0/2)	-10.5
Fordham	30.9 (371/12/1/0)	26.6 (346/13/2/0)	4.3
<b>TOTAL</b>	<b>26.5 (636/24/5/0)</b>	<b>29.5 (737/25/2/2)</b>	<b>-3.0</b>

\*does not include drives with time of 0:00 (i.e. defensive and special teams touchdowns, end of half turnovers, overtime, etc.)

## NEBRASKA SCORING DRIVES

[----DRIVE----]						
OPPONENT	PLAYS	YDS	TIME	SCORE	QTR./TIME	PLAY
Illinois	7	63	2:27	6-2	2nd/14:25	Stepp 2-yd. run
Illinois	8	60	3:01	9-2	2nd/9:15	Culp 27-yd. FG
Illinois	1	75	0:13	16-30	3rd/3:48	Martinez 75-yd. run
Illinois	19	91	6:42	22-30	4th/2:41	Martin 4-yd. pass from Martinez
Fordham	13	75	4:41	7-0	1st/3:59	Martinez 4-yd. run
Fordham	7	58	2:33	10-7	2nd/11:36	Culp 39-yd. FG
Fordham	8	69	3:44	17-7	2nd/3:56	Martinez 4-yd. run
Fordham	9	83	1:58	24-7	2nd/0:29	Morrison 1-yd. run
Fordham	9	64	3:40	31-7	3rd/8:24	Brewington 2-yd. pass from Martinez
Fordham	9	70	2:53	38-7	3rd/3:58	Toure 8-yd. run
Fordham	10	58	3:41	45-7	4th/14:26	Morrison 6-yd. run
Fordham	15	62	7:13	52-7	4th/1:43	Scott 6-yd. run

## OPPONENT SCORING DRIVES

[----DRIVE----]						
OPPONENT	PLAYS	YDS	TIME	SCORE	QTR./TIME	PLAY
Illinois	0	0	0:00	0-2	1st/4:07	K. Joseph safety
Illinois	11	75	6:24	9-9	2nd/2:51	Epstein 1-yd. run
Illinois	0	0	0:00	16-9	2nd/0:37	Hart 41-yd. fumble return
Illinois	14	75	8:04	23-9	3rd/6:56	Ford 2-yd. pass from Sitkowski
Illinois	3	47	1:10	30-9	3rd/4:01	Williams 1-yd. pass from Sitkowski
Fordham	7	75	2:19	7-7	2nd/14:14	Kokosioulis 31-yd pass from DeMorat



# INDIVIDUAL CAREER/SEASON SUPERLATIVES

## SEASON AND CAREER, MOST PASSING YARDS

PLAYER	2021	CAREER	2021	CAREER
Adrian Martinez	254 vs. Fordham	384 vs. Wisconsin, 2018	43 at Illinois (Martin)	75* 2x (at Wisc., 2018; at Colo., 2019)
Logan Smothers	50 vs. Fordham	Same	30 vs. Fordham (Betts)	same

\*-Indicates touchdown pass

## SEASON AND CAREER, LONGEST PASS

PLAYER	2021	CAREER	2021	CAREER
Adrian Martinez	254 vs. Fordham	384 vs. Wisconsin, 2018	43 at Illinois (Martin)	75* 2x (at Wisc., 2018; at Colo., 2019)
Logan Smothers	50 vs. Fordham	Same	30 vs. Fordham (Betts)	same

## SEASON AND CAREER, MOST RECEIVING YARDS

PLAYER	2021	CAREER	2021	CAREER
Austin Allen	61 vs. Fordham	Same	26 vs. Fordham (Martinez)	41 at Ohio State, 2018 (Martinez)
Zavier Betts	30 vs. Fordham	54 vs. Penn State, 2020	30 vs. Fordham (Smothers)	45 * vs. Penn State, 2020 (McCaffrey)
Chancellor Brewington	8 vs. Fordham	119 ! vs. Sacramento St., 2017	6 vs. Fordham (Smothers)	45 ! vs. Illinois State, 2017
Alante Brown	11 vs. Fordham	25 at Rutgers, 2020	11 vs. Fordham (Martinez)	22 at Rutgers, 2020 (Martinez)
Levi Falck	8 vs. Fordham	140# at K-State, 2019	8 vs. Fordham (Martinez)	40# vs. SE Missouri State, 2018
Chris Hickman		0 at Rutgers, 2020		0 at Rutgers, 2020 (Martinez)
Rahmir Johnson		17 at Ohio State, 2020		17 at Ohio State, 2020 (McCaffrey)
Wyatt Leiber	13 at Illinois	Same	7 at Illinois (Martinez)	10 * at Purdue, 2020 (Martinez)
Omar Manning	54 vs. Fordham	Same	32 vs. Fordham (Martinez)	Same
Oliver Martin	103 at Illinois	Same	43 at Illinois (Martinez)	Same
Sevion Morrison	-1 vs. Fordham	Same	-1 vs. Fordham (Martinez)	Same
Marvin Scott		14 vs. Penn State, 2020		14 vs. Penn State, 2020 (McCaffrey)
Markese Stepp	30 at Illinois		30 at Illinois (Martinez)	
Samari Toure	133 vs. Fordham	303 & vs. SE Louisiana, 2019	31 vs. Fordham (Martinez)	81 & vs. Weber State, 2017
Travis Vokolek		69 ^ at Michigan State		69 ^ at Michigan State, 2018\$

\*-Indicates touchdown scored #-at South Dakota St. ^ - at Rutgers &-at Montana !-at Northern Arizona

## SEASON AND CAREER, MOST RUSHING YARDS

PLAYER	2021	CAREER	2021	CAREER
Austin Allen		2 at Minnesota, 2019		2 at Minnesota, 2019
Brody Belt		29 at Minnesota, 2019		22 at Minnesota, 2019
Alante Brown		18 at Iowa, 2020		18 at Iowa, 2020
Gabe Ervin Jr.	33 at Illinois	Same	11 at Illinois	same
Cooper Jewett	2 vs. Fordham	2 at Pur., '20; vs. Ford, '21	2 vs. Fordham	2 at Pur., '20; vs. Ford, '21
Rahmir Johnson	22 vs. Fordham	55 at Maryland, 2019	9 vs. Fordham	13 at Maryland, 2019
Adrian Martinez	111 at Illinois	157 at Rutgers, 2020	75* at Illinois	Same
Sevion Morrison	31 vs. Fordham	Same	9 vs. Fordham	Same
Marvin Scott	30 vs. Fordham	Same	10 vs. Fordham	Same
Logan Smothers	36 vs. Fordham	Same	15 vs. Fordham	Same
Markese Stepp	101 vs. Fordham	Same	7 at Illinois	49^ at Arizona 2020
Samori Toure	9 vs. Illinois	13 & vs. UC Davis, 2018	5 at Illinois	13 & vs. UC Davis, 2018
Jacquez Yant	25 vs. Fordham	Same	8 vs. Fordham	Same

\*-Indicates touchdown scored ^-at USC

&-at Montana

## SEASON AND CAREER, MOST TACKLES, TFLS AND SACKS

PLAYER	TACKLES (2021)	CAREER	TFL (2021)	CAREER	SACKS (2021)	CAREER
Brody Belt		1 vs. So. Ala., '19; vs. Ind. '19		none		none
Ru'Quan Buckley	1 vs. Fordham	same		none		none
Chris Cassidy		1 vs. No. Illinois, 2019		none		none
Braxton Clark		3 at Purdue, 2019		1.0 at Purdue, 2019		none
Damion Daniels	6 at Illinois	same	1.0 at Illinois	1.0 4x, last at Illinois, 2020		none
Marquel Dismuke	6 at Illinois	15 vs. Penn State, 2020		2.0 at Iowa, 2020		none
JoJo Domann	5 vs. Fordham	12 vs. Penn State, 2020	1 vs. Fordham	2 4x, vs. Illinois, '20		1.0 4x, last at Maryland, 2019
Myles Farmer	2 at Illinois	2 3x last at Illinois, 2021		none		none
Isaac Gifford	1 at Illinois	1 4x last at Illinois, 2021		none		none
Jackson Hannah	1 vs. Fordham	same		none		none
Nick Henrich	11 at Illinois	12 at Rutgers, 2020	0.5 at Illinois	0.5 vs. Minn., 2020; at Ill., 2021		none
Will Honas		13 vs. Penn State, 2020		2 at Illinois, '19; vs. OSU, '20		2.0 at Ohio State, 2020
Damian Jackson	1 at Illinois	2 3x, last vs. Minnesota, '20		0.5 vs. Minnesota, 2020		same
Nadab Joseph		1 at Purdue, 2020		none		none
Chris Kolarevic	4 at Illinois	19 \$ South Dakota, 2019		1.5 \$ 2x, last vs. San Diego, '19		1.0 \$ 2x, last vs. USD, 2019
Tamon Lyyum	1 vs. Fordham	same		none		none
E. Mauga-Clements	3 vs. Fordham	same	1.5 vs. Fordham	same		none
Garrett Nelson	6 at Illinois	9 vs. Penn State, 2020	2.5 at Illinois	same	0.5 at Illinois	1.5 at Purdue, 2020
Quinton Newsome	5 vs. Fordham	5 at OSU, 2020; vs. Fordham, '21	1 vs. Fordham	same	1 vs. Fordham	same
Simon Otte		2 at Maryland, 2019		none		none
Pheldarius Payne	5 at Illinois	6 vs. Penn State, 2020	2.0 at Illinois	same	2.0 at Illinois	same
Ethan Piper		1 at Ohio State, 2020		none		none
Noa Pola-Gates		2 vs. Penn State, 2020		none		none
Luke Reimer	8 at Illinois	12 at Iowa, 2020	0.5 at Illinois	1.5 at Northwestern, 2020		1.0 at NW; vs. Penn St., 2020
Jordan Riley	3 vs. Fordham	1 at NW, 2020; at Illinois, 2021		none		none
Ty Robinson	4 at Illinois	4 3x at Illinois, 2021		1.0 at OSU/NW, 2020		none
Casey Rogers		5 vs. Illinois, 2020; at Iowa, 2020		1.0 at Iowa; at Purdue, 2020		1.0 at Iowa, 2020
Garrett Snodgrass	2 vs. Fordham	4 vs. Illinois, 2020		none		none
Ben Stille	4 at Illinois	5 3x, last at Purdue '20	1 vs. Fordham	3 at Illinois, 2017		1.5 at Purdue, 2020
Grant Tagge	1 at Illinois	none		none		none
Caleb Tannor	3 at Illinois	5 vs. NW, '19; vs. Minn., '20	1 at Illinois	2 vs. Northwestern		1.0 5x, last at Rutgers, 2020
Cam Taylor-Britt	2 at Illinois; vs. Fordham	7 vs. Ohio State, 2019		2 vs. So. Alabama		1.0 vs. So. Alabama, 2019
Deontre Thomas	3 at Illinois	5 vs. No. Illinois, 2019	0.5 at Illinois	1 vs. So. Ala.; vs. Wis.	0.5 at Illinois	same
Chris Walker		1 vs. BCU, 2018		none		none
Jailen Weaver	1 vs. Fordham	same		none		none
Tate Wildeman		1 vs. Illinois, 2020		none		none
Deontai Williams	6 at Illinois	12 at Purdue, 2020	1.0 at Illinois	1.0 6x, last at Illinois, 2021		1.0 vs. Penn State, 2020
Javin Wright	1 vs. Fordham	same		none		none

\$-at Northern Iowa



## NEBRASKA STATISTICAL HIGHS AND LOWS

NEBRASKA TOTALS	HIGHS	LOWS
Points Scored	52 vs. Fordham	22 at Illinois
First Downs	34 vs. Fordham	19 at Illinois
Rushing Attempts	65 vs. Fordham	39 at Illinois
Rushing Yards	329 vs. Fordham	160 at Illinois
Passes Attempted	32 at Illinois	30 vs. Fordham
Passes Completed	21 vs. Fordham	16 at Illinois
Had Intercepted	0 at Illinois; vs. Fordham	0 at Illinois; vs. Fordham
Passing Yards	304 vs. Fordham	232 at Illinois
Total Plays	95 vs. Fordham	71 at Illinois
Total Yards	633 vs. Fordham	392 at Illinois
Possession Time	36:21 vs. Fordham	25:05 at Illinois
Fumbles	4 vs. Fordham	2 at Illinois
Fumbles Lost	2 vs. Fordham	1 at Illinois
Turnovers	2 vs. Fordham	1 at Illinois
Turnover Margin	+1 vs. Fordham	0 at Illinois
Penalties	5 at Illinois	2 vs. Fordham
Yards Penalized	67 at Illinois	15 vs. Fordham
Sacks By-Yards Lost	3-17 at Illinois	1-4 vs. Fordham
Team Tackles for Loss-Yards	9.0-28 at Illinois	5.0-10 vs. Fordham

### NEBRASKA INDIVIDUAL OFFENSIVE HIGHS

Most Rushing Attempts	18; Markese Stepp vs. Fordham
Most Net Rushing Yards	111; Adrian Martinez at Illinois
Most Rushing TDs	2; Adrian Martinez vs. Fordham; Sevon Morrison vs. Fordham
Longest TD Run	75; Adrian Martinez at Illinois
Longest Run, No TD	26; Adrian Martinez at Illinois
Most Pass Attempts	32; Adrian Martinez at Illinois
Most Completed Passes	17; Adrian Martinez vs. Fordham
Most Passing Yards	254; Adrian Martinez vs. Fordham
Most Passing TDs	1; Adrian Martinez at Illinois; vs. Fordham
Longest TD Pass	4; Adrian Martinez to Oliver Martin at Illinois
Longest Pass, No TD	43; Adrian Martinez to Oliver Martin at Illinois
Most Pass Receptions	8; Samori Toure vs. Fordham
Most Receiving Yards	133; Samori Toure vs. Fordham
Most TD Receptions	1; Oliver Martin at Illinois; Chancellor Brewington vs. Fordham
Most Total Offense Attempts	49; Adrian Martinez at Illinois (17 rush, 32 passes)
Most Total Offense Yards	343; Adrian Martinez at Illinois (111 rush, 232 pass)
Most All-Purpose Attempts	17; Adrian Martinez at Illinois
Most All-Purpose Yards	168; Samori Toure vs. Fordham
Most Touchdowns Scored	2; Three players vs. Fordham

### NEBRASKA INDIVIDUAL SPECIAL TEAMS HIGHS

Most Field Goals Attempted	1; Connor Culp at Illinois; vs. Fordham
Most Field Goals Made	1; Connor Culp at Illinois; vs. Fordham
Longest Field Goal Made	39; Connor Culp vs. Fordham
Longest Field Goal Attempted	39; Connor Culp vs. Fordham
Longest Punt Return, TD	None
Longest Punt Return, No TD	2; Cam Taylor-Britt at Illinois
Most Punt Return Yardage	1; Cam Taylor-Britt at Illinois; vs. Fordham
Longest Kickoff Return, TD	None
Longest Kickoff Return, No TD	18; Xavier Betts vs. Fordham
Longest Blocked Punt, TD	None
Longest Blocked Field Goal Return	None
Most Kickoff Return Yardage	35; Xavier Betts vs. Fordham
Most Punts	5; Daniel Cerni (34.4 avg)
Highest Punting Average	40.0; Daniel Cerni (2 punts)
Longest Punt	46; Daniel Cerni at Illinois
Most Blocked Field Goals	1; Marquel Dismuke vs. Fordham
Most Blocked Punts	None
Most Blocked PAT	None

### NEBRASKA INDIVIDUAL DEFENSIVE HIGHS

Most Total Tackles	11; Nick Henrich at Illinois (4 solo, 7 asst.)
Most Solo Tackles	4; Nick Henrich at Illinois
Most Tackles for Loss	2.5; Garrett Nelson at Illinois
Most Yards Lost	11; Pheldarius Payne at Illinois (2.0 TFL)
Most Quarterback Sacks	2.0; Pheldarius Payne at Illinois (11 yards)
Most Yards Lost	11; Pheldarius Payne at Illinois (2.0 sacks)
Most Pass Breakups	1; Damion Daniels at Illinois
Most Interceptions	2; Deontai Williams vs. Fordham
Longest Interception TD Return	None
Longest Interception Return, No TD	11; Deontai Williams vs. Fordham
Longest Fumble TD Return	None
Longest Fumble Return, No TD	None



## OPPONENT STATISTICAL HIGHS AND LOWS

OPPONENT TOTALS	HIGHS	LOWS
Points Scored	30 at Illinois	7 vs. Fordham
First Downs	18 at Illinois	12 vs. Fordham
Rushing Attempts	48 at Illinois	28 vs. Fordham
Rushing Yards	167 at Illinois	129 vs. Fordham
Passes Attempted	30 vs. Fordham	19 at Illinois
Passes Completed	18 vs. Fordham	15 at Illinois
Had Intercepted	3 vs. Fordham	0 at Illinois
Passing Yards	163 vs. Fordham	159 at Illinois
Total Plays	67 at Illinois	58 vs. Fordham
Total Yards	326 at Illinois	292 vs. Fordham
Possession Time	34:55 at Illinois	23:39 vs. Fordham
Fumbles	1 at Illinois	0 vs. Fordham
Fumbles Lost	1 at Illinois	0 vs. Fordham
Turnovers	3 vs. Fordham	1 at Illinois
Turnover Margin	0 at Illinois	-1 vs. Fordham
Penalties	3 at Illinois	2 vs. Fordham
Yards Penalized	40 at Illinois	10 vs. Fordham
Sacks By-Yards Lost	5-35 at Illinois	1-2 vs. Fordham
Team Tackles for Loss-Yards	6-36 at Illinois	4-7 vs. Fordham

### OPPONENT INDIVIDUAL HIGHS

Most Yards Rushing	75; Mike Epstein (Illinois); Trey Wilson III (Fordham)
Most Rushing Attempts	16; Mike Epstein (Illinois)
Most Yards Passing	165; Tim DeMorat (Fordham)
Most Passing Attempts	29; Tim DeMorat (Fordham)
Most Pass Completions	17; Tim DeMorat (Fordham)
Most Pass Receptions	6; Isaiah Williams (Illinois)
Most Yards Receiving	69; Dequece Carter (Fordham)

### OPPONENT INDIVIDUAL LONGEST PLAYS

Rush	45; Mike Epstein (Illinois)
Pass	46; Artur Sitkowski to Deuce Spann (Illinois)
Field Goal	None;
Punt Return	7; Donny Navarro (Illinois)
Kickoff Return	9; Donny Navarro (Illinois)
Fumble Return	41*; Calvin Hart Jr. (Illinois)
Interception Return	None;
Punt	59; Blake Hayes (Illinois)

\*-Indicates touchdown scored

## ILLINOIS 30, NEBRASKA 22

SCORE BY QUARTERS	1	2	3	4	OT	FINAL
Nebraska	0	9	7	6		22
Illinois	2	14	14	0		30

### SCORING SUMMARY

QTR	TEAM	TIME	SCORE
1st	ILL	04:07	Joseph safety
2nd	NEB	14:25	Stapp 2 yd run (kick failed)
2nd	NEB	09:15	Culp 27 yd field goal
2nd	ILL	02:51	Epstein 1 yd run (McCourt kick)
2nd	ILL	00:37	Hart Jr. 41 yd fumble return (McCourt kick)
3rd	ILL	06:56	Ford 2 yd pass from Sitkowski (McCourt kick)
3rd	ILL	04:01	Williams 1 yd pass from Sitkowski (McCourt kick)
3rd	NEB	03:48	Martinez 75 yd run (Culp kick)
4th	NEB	02:41	Martin 4 yd pass from Martinez (kick failed)

**Champaign, Ill. (Aug. 28)** - Nebraska rallied from a 21-point deficit late in the third quarter to pull within a touchdown, but Illinois held on for a 30-22 season-opening victory on Saturday afternoon.

The Huskers outgained the Fighting Illini (392-326), but a pair of pivotal second-quarter plays - a roughing the passer penalty and an Adrian Martinez fumble that led to a 41-yard scoop and score - to erase an early 9-2 lead.

Trailing 30-9, Martinez started the comeback with a 75-yard scoring run to make it 30-16 late in the third quarter. In the fourth quarter, Martinez engineered a 19-play, 91-yard drive capped by his four-yard touchdown pass to Oliver Martin with 2:41 left.

The Nebraska defense got a crucial stop with one minute left in the game to give Martinez and the offense one last shot to send the game to overtime. But Nebraska was unable to mount a scoring drive as time expired.

Martinez finished with 232 yards on 16-of-32 passing with one touchdown and no interceptions, while adding 111 rushing yards on 17 carries. Martin hauled in six catches for a career-high 103 yards and a touchdown.

The Huskers trailed 2-0 at the end of the first quarter after Cam Taylor-Britt was ruled down in the end zone when his left knee touched after fielding a long punt and retreating all the way to the goal line before slipping to the turf.

Nebraska answered early in the second quarter with the two-yard touchdown run by Markese Stepp, on a drive that also featured a 30-yard reception by Stepp out of the backfield, as NU went 63 yards on seven plays. After a 3-and-out, Nebraska took over at its own 31 and a 43-yard pass from Martinez to Martin moved the Huskers into scoring position. However, the drive stalled at the Illinois 9, and Culp kicked a 27-yard field goal to put NU up 9-2.

Perhaps the game's most pivotal play occurred on the ensuing Illinois drive. On 3rd-and-7 at the Illinois 44, Caleb Tannor hit quarterback Artur Sitkowski in the chest just as Sitkowski released the ball. The pass was intercepted by Taylor-Britt, but Tannor was flagged for both roughing the passer and unsportsmanlike conduct, giving the Illini the ball back and a 30-yard gain to the Nebraska 24. Seven plays later, Mike Epstein, who led Illinois with 75 yards rushing, found paydirt on a one-yard blast to tie the game with 2:51 left in the half.

After an Illinois turnover, Nebraska took over at its own 39 with 58 seconds left. On 3rd-and-2 at the NU 47, Martinez was sacked from behind by Keith Randolph Jr., who knocked the ball loose. It was scooped up by Calvin Hart Jr., who raced 41 yards into the end zone to give the Illini a 16-9 halftime lead.

Illinois seized control on the opening drive of the second half with a 14-play, 75-yard march that consumed 8:04. Sitkowski went 4-for-4 for 30 yards on the drive, including a two-yard pass to Luke Ford to put the Illini up 23-9. Illinois extended the lead by going 47 yards on three plays on its next drive, highlighted by a 45-yard Sitkowski pass to Deuce Spann, before Sitkowski's one-yard toss to Isaiah Williams made it 30-7. Sitkowski finished 12-for-15 passing for 124 yards and two touchdowns in relief.

### TEAM STATISTICS

	NEB	ILL
FIRST DOWNS	19	18
RUSHES-YARDS (NET)	39-160	48-167
PASSING YDS (NET)	232	159
Passes Att-Comp-Int	32-16-0	19-15-0
TOTAL OFFENSE PLAYS-YARDS	71-392	67-326
Fumble Returns-Yards	0-0	0-0
Punt Returns-Yards	0-1	0-7
Kickoff Returns-Yards	2-30	1-9
Interception Returns-Yards	0-0	0-0
Punts (Number-Avg)	5-34.4	6-45.3
Fumbles-Lost	2-1	1-1
Penalties-Yards	5-67	3-40
Possession Time	25:05	34:55
Third-Down Conversions	5 of 14	6 of 13
Fourth-Down Conversions	1 of 2	0 of 0
Red-Zone Scores-Chances	3-3	3-3
Sacks By: Number-Yards	3-17	5-35

**RUSHING:** ILL-Epstein, Mike 16-75; Love III, Reggie 12-45; Brown, Chase 5-24; Norwood, Jakari 3-16; Hayden, Chase 4-12; Williams, Isaiah 2-8; Sitkowski, Artur 3-4; TEAM 1--2; Peters, Brandon 2--15. **NEB-**Martinez, Adrian 17-111; Ervin Jr., Gabe 12-33; Johnson, Rahmir 4-11; Stepp, Markese 3-10; Toure, Samori 2-9; TEAM 1--14.

**PASSING:** ILL-Sitkowski, Artur 12-15-0-124-2; Peters, Brandon 3-4-0-35-0. **NEB-**Martinez, Adrian 16-32-0-232-1

**RECEIVING:** ILL-Williams, Isaiah 6-41; Ford, Luke 3-30; Washington, Case 2-13; Spann, Deuce 1-45; Navarro, Donny 1-21; Norwood, Jakari 1-7; Epstein, Mike 1-2. **NEB-**Martin, Oliver 6-103; Toure, Samori 3-37; Manning, Omar 2-26; Allen, Austin 2-23; Liewer, Wyatt 2-13; Stepp, Markese 1-30

**INTERCEPTIONS:** ILL-None. **NEB-**None

**FUMBLES:** ILL-Navarro, Donny 1-1; **NEB-**Martinez, Adrian 1-1; TEAM 1-0

**TACKLES:** ILL-Adams, Tony 10-1. **NEB-**Henrich, Nick 4-7

## NEBRASKA 52, FORDHAM 7

SCORE BY QUARTERS	1	2	3	4	FINAL
Fordham	0	7	0	0	7
Nebraska	7	17	14	14	52

### SCORING SUMMARY

QTR	TEAM	TIME	SCORE
1st	NEB	03:59	Martinez 4 yd run (Culp kick)
2nd	FORD	14:14	Kokosioulis 31 yd pass from DeMorat (Leinenweber kick)
2nd	NEB	11:36	Culp 39 yd field goal
2nd	NEB	03:56	Martinez 4 yd run (Culp kick)
2nd	NEB	00:29	Morrison 1 yd run (Culp kick)
3rd	NEB	08:24	Brewington 2 yd pass from Martinez (Culp kick)
3rd	NEB	03:58	Toure 8 yd run (Culp kick)
4th	NEB	14:26	Morrison 6 yd run (Culp kick)
4th	NEB	01:43	Scott III 6 yd run (Culp kick)

**Lincoln (Sept. 4)** - Nebraska produced a dominant and balanced performance with more than 300 yards rushing and passing on its way to a 52-7 win over Fordham.

Adrian Martinez completed 17-of-23 passes for 254 yards and one touchdown, while adding eight carries for 33 yards and two more scores. He piloted a Husker offense that rolled up well over 600 yards of total offense, including 329 rushing and 304 passing yards.

Markese Stepp led the Big Red ground game with 101 yards on 18 carries, while Sevion Morrison rushed for two TDs. Samori Toure pitched in a big game for Nebraska with eight receptions for 133 yards, while adding three carries for 35 yards, including a touchdown run. Martinez helped the Huskers build a 38-7 lead midway through the third quarter, before Logan Smothers led the Huskers on its final two TD drives.

Overall, Nebraska rushed the ball 65 times and the Husker rushing total likely would have been far greater if not for an historic defensive performance by Fordham's Ryan Greenhagen, who set a NU opponent record with 30 tackles. His tackle total tied the Memorial Stadium record set by Husker Clete Pillen against Oklahoma State on Nov. 6, 1976.

Nebraska's defense surrendered just 292 total yards on the afternoon, holding Fordham to 129 rushing yards on 28 carries. The Rams managed 163 passing yards, as Tim DeMorat completed 18-of-30 passes but was intercepted three times by the Blackshirts. Deontai Williams pulled down two of the interceptions while JoJo Domann snagged the other interception as all three turnovers led to NU scores.

Nebraska took a 7-0 lead on Martinez's first quarter four-yard touchdown run before Fordham tied the score on DeMorat's 31-yard touchdown pass to Fotis Kokosioulis with 14:14 left in the first half.

After that, it was all Huskers. Connor Culp put Nebraska on top less than three minutes later with his 39-yard field goal to make it 10-7. Martinez then pushed NU's lead to 17-7 with his second four-yard scoring run of the day. The Big Red's lead grew to 24-7 at the half after Morrison's one-yard touchdown blast with 29 seconds remaining in the half.

Nebraska's defense continued to put the clamps down on the Rams before Martinez connected with Chancellor Brewington on a two-yard touchdown pass to make it 31-7 with 8:24 left in the third. NU extended the margin to 38-7 less than five minutes later when Toure took an option pitch from Martinez and scored from eight yards.

### TEAM STATISTICS

	FOR	NEB
FIRST DOWNS	12	34
RUSHES-YARDS (NET)	28-129	65-329
PASSING YDS (NET)	163	304
Passes Att-Comp-Int	30-18-3	30-21-0
TOTAL OFFENSE PLAYS-YARDS	58-292	95-633
Fumble Returns-Yards	1-4	0-0
Punt Returns-Yards	0-0	1-1
Kickoff Returns-Yards	0-0	2-35
Interception Returns-Yards	0-0	3-11
Punts (Number-Avg)	6-36.2	2-40.0
Fumbles-Lost	0-0	4-2
Penalties-Yards	2-15	2-10
Possession Time	23:39	36:21
Third-Down Conversions	2 of 13	12 of 19
Fourth-Down Conversions	1 of 4	4 of 4
Red-Zone Scores-Chances	0-0	8-8
Sacks By: Number-Yards	1-2	1-4

**RUSHING:** FOR- Wilson III, Trey 13-75; Davis, Zach 6-37; Kokosioulis, Fotis 2-8; Feria, Antonio 2-5; DeMorat, Tim 4-5; TEAM 1--1. **NEB-**Stepp, Markese 18-101; Smothers, Logan 4-36; Toure, Samoei 3-35; Martinez, Adrian 8-33; Morrison, Sevion 9-31; Scott III, Marvin 6-30; Yant, Jaquez 5-25; Johnson, Rahmir 5-19; Ervin Jr., Gabe 6-17; Jewett, Cooper 1-2

**PASSING:** FOR-DeMorat, Tim 17-29-3-165-1; Leinenweber, Nick 1-1-0-2-0. **NEB-**Martinez, Adrian 17-23-0-254-1; Smothers, Logan 4-7-0-50-0.

**RECEIVING:** FOR- Carter, Dequece 5-69; El-Zayat, Hamze 4-37; Kokosioulis, Fotis 3-30; Wilson III, Trey 2-7; Cody, Garrett 1-11; Wright, MJ 1-6; Davis, Zach 1-5; Diodato, Anthony 1--2. **NEB-**Toure, Samori 8-133; Allen, Austin 4-61; Manning, Omar 3-54; Brewington, Chancellor 2-8; Betts, Zavier 1-30; Brown, Alante 1-11; Falck, Levi 1-8; Morrison, Sevion 1--1

**INTERCEPTIONS:** FOR-None. **NEB-**Williams, Deontai 2-11; Domann, JoJo 1-0

**FUMBLES:** FOR-None. **NEB-**Taylor-Britt, Cam 1-1; Smothers, Logan 1-1; Belt, Brody 1-0; Martinez, Adrian 1-0.

**TACKLES:** FOR-Greenhagen, Ryan 13-17. **NEB-**Domann, JoJo 3-2; Newsome, Quinton 3-2