

NEBRASKA

**NEBRASKA
CORNHUSKERS**
(2-2, 0-1 BIG)



**MICHIGAN STATE
SPARTANS**
(3-0, 1-0 BIG)

SATURDAY, SEPT. 25 • 6 P.M. CT • EAST LANSING, MICH. • SPARTAN STADIUM • GRASS

Nebraska returns to Big Ten Conference action this Saturday, as the Huskers travel to East Lansing, Mich., to take on the Michigan State Spartans. Game time at MSU's Spartan Stadium is set for 6 p.m. Central (7 p.m. local time in East Lansing) with FS1 providing national television coverage.

Nebraska enters the game at 2-2 on the season, following a hard-fought 23-16 loss at No. 3 Oklahoma on Saturday. The Huskers went toe-to-toe with the Sooners throughout the game, and limited Oklahoma to its fewest points in the past five seasons.

The Huskers will be looking to even their Big Ten record after a season-opening loss at Illinois on Aug. 28. Nebraska will look to continue its strong defensive play in East Lansing. The Huskers have allowed just 33 combined points in the past three games, marking the Blackshirts' best three-game scoring defense stretch in 11 seasons.

Michigan State is off to a strong start to the 2021 season. After a 2-5 campaign in 2020, MSU stands at 3-0 to open the year after an impressive 38-17 victory at Miami on Saturday. The Spartans are 1-0 in Big Ten play after opening the season with an impressive 38-21 victory at defending Big Ten West champion Northwestern. The win at Miami vaulted the Spartans into the national polls, ranking No. 20 in the Associated Press Poll and No. 21 in the USA Today Coaches Poll.

The Spartans have relied on a strong running game to power their impressive start. MSU is averaging 263.7 rushing yards per game to rank third in the Big Ten and 11th nationally. Michigan State has also been tough against the run, allowing just 112.0 yards per game on the ground.

THIS WEEK'S NUMBERS

4

Nebraska quarterback Adrian Martinez has surpassed 1,000 passing yards for the fourth straight season. He is the first quarterback in Nebraska history to record four 1,000-yard passing seasons.

6

Nebraska will be taking on No. 20 Michigan State on Saturday, a week after playing at No. 3 Oklahoma. This will mark the sixth time in school history Nebraska has played back-to-back road games against ranked teams and the first time since 2016.

34

Nebraska has been strong in the fourth quarter this season, outscoring its opponents 41-7 for a 34-point margin. Nebraska has allowed only an Oklahoma touchdown in the fourth quarter in four games this season.

2021 NEBRASKA FOOTBALL SCHEDULE

Aug. 28	@ Illinois*	FOX	L, 30-22	NU suffers first-ever August loss
Sept. 4	Fordham	BTN	W, 52-7	Nebraska tops 300 rushing and passing
Sept. 11	Buffalo	BTN	W, 28-3	Blackshirts limit 2nd straight foe to single digits
Sept. 18	@ #3 Oklahoma	FOX	11 a.m.	NU limits OU to fewest points in 5 seasons
Sept. 25	@ #20 Michigan St.*	FS1	6 p.m.	1st meeting in East Lansing since 2014
Oct. 2	Northwestern*	TBA	6:30 p.m.	Last 4 games decided by one possession
Oct. 9	Michigan*	TBA	TBA	Michigan's first trip to Lincoln since 2012
Oct. 16	@ Minnesota*	TBA	TBA	NU's most frequent B1G opponent (61 games)
Oct. 30	Purdue*	TBA	TBA	Past 2 games both played in West Lafayette
Nov. 6	Ohio State*	TBA	TBA	Huskers face OSU for 6th straight year
Nov. 20	@ Wisconsin*	TBA	TBA	Teams did not play last year due to COVID
Nov. 26	Iowa*	BTN	12:30 p.m.	NU's 32nd straight "Black Friday" game

All times Central; Home games in **bold**; *Big Ten Conference game

NEBRASKA

- **2021 Record:** 2-2, 0-1
- **Last Game:** at Oklahoma (L, 23-16)
- **Streak:** Lost 1
- **AP Rank:** Not Ranked
- **Coaches Rank:** Not Ranked
- **Head Coach:** Scott Frost
- **Nebraska Record:** 14-22 (4th year)
- **Career Record:** 33-29 (6th year)
- **Record vs. Michigan State:** 1-0

MICHIGAN STATE

- **2021 Record:** 3-0, 1-0
- **Last Game:** at Miami (W, 38-17)
- **Streak:** Won 3
- **AP Rank:** 20
- **Coaches Rank:** 21
- **Head Coach:** Mel Tucker
- **MSU Record:** 5-5 (2nd Season)
- **Career Record:** 10-12 (3rd Season)
- **Record vs. Nebraska:** 1-0

SERIES HISTORY

- **All-Time Series:** NU leads, 9-2
- **In East Lansing:** NU leads, 2-1
- **Last Game:** Nebraska 9, MSU 6
2018 in Lincoln
- **Win Streak:** Nebraska, 2 games

TV INFORMATION

FS1

Play-by-Play: Aaron Goldsmith
Analyst: Mark Helfrich
Fox Sports App

HUSKERS RADIO NETWORK



Play-by-Play: Greg Sharpe
Analysis: Matt Davison
Sidelines: Jeremiah Sirls
Pre/Post-Game Shows: Jessica Coody
Huskers.com & Huskers App



NEBRASKA COMMUNICATIONS

CREDENTIAL REQUESTS

To request a credential for home games visit:
<http://www.huskers.com/media>

FOOTBALL CONTACTS

Associate A.D./Comm.....Keith Mann

Phone 402-472-0237

E-Mail kmann@huskers.com

Sr. Assoc. Comm. Dir.....Shamus McKnight

Phone 402-472-7772

E-Mail smcknight@huskers.com

Associate Director.....Matt Smith

Phone 402-472-7780

E-Mail msmith@huskers.com

Admin. Assoc. (Credentials) ... Vicki Capazo

Phone 402-472-2263

E-Mail vcapazo@huskers.com

MAILING ADDRESS

One Memorial Stadium
P.O. Box 880123
Lincoln, NE 68588-0123
(402) 472-2263
sportsinfo@huskers.com

Shipping Address: 600 Stadium Drive

COACH & PLAYER AVAILABILITY

MONDAY

Selected players and Coach Frost will be available following practice at a press conference on Level 6 of West Memorial Stadium beginning at 11:30 a.m. Live video will be available for free through Nebraska's social media accounts and on Huskers.com. A complete video and transcript will be made available to media in the afternoon.

TUESDAY

Selected assistant coaches and players will be available following practice on the North Stadium concourse (media should enter through Gate 14).

WEDNESDAY

No media availability.

THURSDAY

Coach Frost will be available following practice on the North Stadium concourse (media should enter through Gate 14). Coach Frost or a Husker assistant coach will appear on the Nebraska Football Radio Hour at 7 p.m.

FRIDAY

No media availability.

SATURDAY

Coach Frost and requested players will be available post-game in the weight room inside the Osborne Athletic Complex in North Stadium for home games and in a designated area for road games.

GENERAL MEDIA POLICIES

All player and coach interviews must be arranged at least one day in advance through the Nebraska Communications Office. To request an interview, contact Keith Mann, Shamus McKnight or Matt Smith. All post-practice interviews will be conducted on the North Stadium concourse. Interviews will not be conducted in the weight room, Student Life Complex, training room, hallways or the tunnel leading from the locker room to the field. The Nebraska locker room, training room and football office meeting rooms are **OFF LIMITS** to the media. When arriving for post-practice interviews, media should come to Gate 14 outside the Northeast corner of Memorial Stadium.

Student-athlete cell phone numbers will **NOT** be given to the media, and media should not contact or message student-athletes directly through social media platforms. **PRACTICES ARE CLOSED** to the media and to the general public during the season.

After all games, Nebraska's **LOCKER ROOM IS CLOSED**. Head Coach Scott Frost and requested players will be brought to the postgame interview room after a brief cooling off period. At home, the postgame interview room is located in the strength complex of the Osborne Athletic Complex. Media are asked to wait to set up equipment until the conclusion of halftime. On the road, Coach Frost and requested players will be brought to the designated interview area. **NO INTERVIEWS** will be conducted on the field as the players are returning to the locker room.

MEDIA MAY NOT PROVIDE LIVE COVERAGE OF ANY PRESS CONFERENCE ON ANY DIGITAL PLATFORM OR WEBSITE.

PHONE INTERVIEWS

Media wishing to try to arrange a phone interview with Coach Frost may contact Keith Mann for availability. Please contact the Communications Office as far in advance as possible. Out-of-town media requesting phone interviews with players should contact Keith Mann or Shamus McKnight with those requests, preferably on Sundays, but no later than 10 a.m. CT on Monday of game week. Other than rare exceptions, these interviews will take place only during the Monday press conference window or following Tuesday practice.

NEBRASKA FOOTBALL HEAD SHOTS

Contact the Nebraska Communications office to request action photos and head shots.

HUSKERS.COM & COLLEGEPRESSBOX.COM

Huskers.com is the official site of Nebraska Athletics and includes updated stats, game notes, depth chart and extensive quotes and audio and video from Nebraska's Monday press conference. A PDF version of the 2021 Nebraska Media Guide is available on Huskers.com.

Collegepressbox is the official media website for FBS football. Access and download game notes, quotes, stats, media guides, headshots, logos and more for all FBS schools, conferences, postseason games, awards and the College Football Playoff. Register for an account at collegepressbox.com/register.

GAME CREDENTIALS

Media may request credentials for home games at Huskers.com/media. Follow the steps on the website to complete the application. You will receive an e-mail confirming your application and an approval/denial e-mail. Contact Vicki Capazo at (402) 472-2263 with questions. Photo ID will be required to access the stadium on game day and the name on your photo ID and credential must match. Single-game credentials will not be mailed and must be picked up on game day at media will call. Single-game parking passes will be mailed to media.

HUSKERS RADIO NETWORK

The Huskers Radio Network brings Nebraska football to fans across the nation and the world. A list of affiliates can be found in the 2021 Nebraska Football Media Guide online at Huskers.com. All radio broadcasts are available live on Huskers.com and the Official Husker App.

THE UNIVERSITY OF NEBRASKA-LINCOLN CURRENTLY REQUIRES A FACE COVERING IN ALL INDOOR SPACES.

MONDAY, SEPT. 20	TUESDAY, SEPT. 21	WEDNESDAY, SEPT. 22	THURSDAY, SEPT. 23	FRIDAY, SEPT. 24	SATURDAY, SEPT. 25
PRACTICE Morning Practice Weekly press conference: • 11:30 a.m. - Players • 12:30 p.m. - Coach Frost	PRACTICE Morning Practice Available after practice: • Selected Assistants • Selected Players (appx. 10:30 a.m.)	PRACTICE Morning Practice NO MEDIA ACCESS	PRACTICE Morning Practice Available after practice: • Coach Frost (approx. 10:50 a.m.)	PRACTICE Morning Practice NO MEDIA ACCESS Travel to Lansing	GAME DAY Nebraska at Michigan State 6 p.m. CT (FS1)
			NEBRASKA FOOTBALL RADIO HOUR (HSN) 7 p.m. - Barrett Ruud		POST-GAME Available after game: • Scott Frost • Selected players

NEBRASKA VS. MICHIGAN STATE (AS BIG TEN OPPONENTS)

DATE	SITE	NU/OU Rank	RESULT	SCORE
10/29/2011	Lincoln	13/9	Win	24-3
11/3/2012	East Lansing	21/NR	Win	28-24
11/16/2013	Lincoln	NR/14	Loss	28-41
10/4/2014	East Lansing	19/10	Loss	22-27
11/7/2015	Lincoln	NR/6	Win	39-38
11/17/2018	Lincoln	NR/NR	Win	9-6

SERIES HISTORY: NEBRASKA VS. MICHIGAN STATE

Saturday's matchup between Nebraska and Michigan State will be the 12th all-time between the schools, with Nebraska holding a 9-2 lead in the series. This matchup is the first between the schools in East Lansing since 2014, and just the fourth overall meeting at Michigan State.

- In the last meeting, Nebraska defeated Michigan State, 9-6, in Lincoln. The game featured just five field goals and Nebraska's victory was its first without scoring a touchdown since a 3-0 victory over Kansas State in 1937.
- The Huskers' 39-38 win over sixth-ranked Michigan State in 2015 marked just the third time in ranked history an unranked Nebraska team defeated a top-10 opponent. It was also the highest ranked team Nebraska had defeated in 14 seasons.
- Michigan State was ranked in the top 15 in three straight trips to Lincoln (2011, 2013 and 2015), with Nebraska earning victories in two of those three games.
- Nebraska rallied from 10 points down in the fourth quarter of its 2012 win in East Lansing, one of four second-half double-digit comebacks in 2012.
- One of the teams was ranked in eight consecutive meetings from 1995 to 2015, with a pair of games (2011, 2014) matching two ranked teams.
- The next scheduled meeting between the schools is set for 2023, also in East Lansing.

HUSKERS SET TO FACE SECOND STRAIGHT RANKED FOE

A week after dropping a one-touchdown game at No. 3 Oklahoma, the Huskers will again face a ranked opponent on the road this Saturday. Michigan State enters the contest ranked 20th by the AP and 21st in the Coaches Poll.

- This will mark the first time Nebraska has faced consecutive games against ranked opponents since taking on No. 19 Iowa in the 2019 season finale and playing at No. 5 Ohio State in the 2020 season opener.
- Nebraska last faced consecutive games against ranked teams in the same season midway through 2017 when both Wisconsin and Ohio State were ranked ninth in successive games in Lincoln.
- Nebraska is facing back-to-back road games against ranked teams for the first time since playing at No. 11 Wisconsin and sixth-ranked Ohio State on consecutive Saturdays in 2016.

NEBRASKA OFFENSE SHOWING EXPLOSIVE ABILITY

Nebraska got its offense rolling in victories over Fordham and Buffalo and has posted several impressive statistics in the first four games of 2021.

- Against Fordham, Nebraska finished the game with 329 rushing yards and 304 passing yards to roll up 633 yards of total offense. It was Nebraska's best offensive output since posting 674 yards of total offense at Illinois in 2019.
- The win over Fordham marked the fifth time NU has topped 600 yards in Scott Frost's four years as head coach. Among Big Ten teams, only Ohio State (9) has more 600-yard games in that time span.
- Nebraska's 300-300 offensive output was a rare statistical feat in school history. The Huskers had reached that mark just twice previously vs. South Dakota State in 2013 and at Illinois in 2019.
- Nebraska has accounted for two of the seven 300/300 games by Big Ten teams over the past four years (Ohio State-3; Maryland-1; Penn State-1).
- The Huskers scored 52 points against Fordham, surpassing the 50-point mark for the first time since a 54-7 win at Maryland in 2019.
- In a 28-3 win over Buffalo, Nebraska gained 516 yards of offense, including plays of 71 (Martinez run), 68 (Martinez to Toure TD) and 68 yards (Martinez to Toure TD). The game marked the first time since a 2010 win at Kansas State in which Nebraska had three plays of longer than 60 yards.
- Nebraska averaged 8.5 yards on 61 offensive snaps against Buffalo. For the season, Nebraska averages 6.6 yards per play to rank fifth in the Big Ten and 35th nationally.
- Nebraska has six plays of 50 yards or more to tie for third in the country in that category.

BIG TEN STANDINGS

WEST DIVISION

Place	Team	Overall	Big Ten
1.	Iowa	3-0	1-0
2.	Illinois	1-3	1-1
3.	Purdue	2-1	0-0
4.	Nebraska	2-2	0-1
	Wisconsin	1-1	0-1
	Minnesota	2-1	0-1
	Northwestern	1-2	0-1

EAST DIVISION

Place	Team	Overall	Big Ten
1.	Michigan State	3-0	1-0
	Penn State	3-0	1-0
	Maryland	3-0	1-0
3.	Ohio State	2-1	1-0
4.	Michigan	3-0	0-0
	Rutgers	3-0	0-0
7.	Indiana	1-2	0-1

PLAYER OF THE WEEK NOMINEES

OPP.	OFF.	DEF.	SPEC.	FROSH
ILL	--	--	--	--
FORD	Toure	Williams	--	--
BUFF	Martinez	Reimer	--	Ervin Jr.
OKLA	Martinez	Domann	--	--

MSU
NW
MICH
MINN
PUR
OSU
WISC
IOWA

Bold indicates winner

2021 HUSKER HONORS

AUSTIN ALLEN, SR., TE

- Senior Bowl Watch List
- Mackey Award Watch List

CONNOR CULP, SR., PK

- Lou Groza Award Watch List

DAMION DANIELS, SR., DL

- Senior Bowl Watch List

MARQUEL DISMUKE, SR., S

- Senior Bowl Watch List

JOJO DOMANN, SR., OLB/NICKEL

- Senior Bowl Watch List
- Bronko Nagurski Trophy Watch List

CAM JURGENS, SO., C

- Rimington Trophy Watch List

ADRIAN MARTINEZ, JR., QB

- Senior Bowl Watch List
- Maxwell Award Watch List
- Johnny Unitas Golden Arm Award Watch List
- Allstate AFCA Good Works Team Nominee

LUKE REIMER, SO., LB

- Big Ten Defensive Player of Week vs. Buffalo

BEN STILLE, SR., DL

- Senior Bowl Watch List

CAM TAYLOR-BRITT, SR., CB

- Senior Bowl Watch List

SAMORI TOURE, SR., WR

- Senior Bowl Watch List

TRAVIS VOKOLEK, SR., TE

- Senior Bowl Watch List

DEONTAI WILLIAMS, SR., S

- Senior Bowl Watch List

LAST TIME OUT

OKLAHOMA 23, NEBRASKA 16

Team Stats	NU	OU
First Downs	18	21
Rushes-Yards	38-95	35-194
Passes	19-25-1	24-34-0
Passing Yards	289	214
Total Offense	384	408
3rd Downs	6-of-14	6-of-11
Turnovers	1	0
Penalties	8-70	7-70
Time of Possession	29:10	30:50

NU Rushing Leaders

Rahmir Johnson—11 carries, 42 yards
Adrian Martinez—17 carries, 34 yards, TD
Gabe Ervin Jr.—9 carries, 18 yards

NU Passing Leader

Adrian Martinez—19-25-1, 289 yards, TD

NU Receiving Leaders

Zavier Betts—3 catches, 61 yards
Omar Manning—2 catches, 52 yards, TD
Austin Allen—6 catches, 43 yards

NU Defensive Leaders

JoJo Domann—7 UT, 5 AT, 12 TT, TFL, PBU
Deontai Williams—5 UT, 4 AT, 9 TT, Hurry
Quinton Newsome—7 tackles, TFL, PBU
Luke Reimer—7 tackles, TFL, PBU

NOTING GAME 4

- Nebraska limited Oklahoma to 23 points, marking the Sooners' lowest point total since 2016. OU's 65-game streak of scoring at least 27 points was the longest in FBS history.
- The Blackshirts held OU to just seven first half points, marking the first time in nine years Oklahoma was held to single digits in the first half of a home game.
- Adrian Martinez** accounted for 323 yards of total offense, his 16th career game with 300 yards of total offense, extending his own school record.
- Wide receiver **Zavier Betts** caught three passes for 61 yards, tying his career high in receptions and setting a career high for receiving yards. Betts had a career-long 55-yard reception in the fourth quarter.
- Wide receiver **Omar Manning** had two catches for 52 yards, setting a career high in receiving yards. Manning caught a 21-yard touchdown pass in the fourth quarter for his first career touchdown.
- Tight end **Travis Vokolek** had a career-long 38-yard reception in the third quarter, bettering a 27-yard catch while playing at Rutgers.
- Tight end **Austin Allen** had a career-high six receptions, eclipsing his previous career high of five against Illinois last season.
- Running back **Rahmir Johnson** made his first career start, and finished with 42 rushing yards and a career-high 48 receiving yards.
- Senior nickel back **JoJo Domann** recorded a career-high-tying 12 tackles, matching his 12 tackles against Penn State in 2020. It was his fourth career double-figure tackle game.
- Senior kicker **Connor Culp** connected on a career-long 51-yard field goal in the first quarter, bettering his previous career long of 49 yards at Purdue last season. It was Nebraska's first 50-yard field goal since 2016.

- Nebraska opened the season with a 100-yard rusher and 100-yard receiver in each of the first three games. Adrian Martinez had two 100-yard rushing games (Illinois, Buffalo), with Markese Stepp adding a third game over the century mark (Fordham). Samori Toure topped the century mark in receiving yards in back-to-back weeks (Fordham, Buffalo), after Oliver Martin surpassed 100 yards at Illinois.
- Unofficial research indicates it was the first time in school history Nebraska has had a 100-yard rusher and 100-yard receiver in three straight games.

MARTINEZ RANKS AMONG NATION'S TOP QUARTERBACKS

Quarterback **Adrian Martinez** has put up statistics in his Husker career that have him ranked among the Nebraska all-time leaders in several categories. Martinez has thrown for 6,645 yards in his career, rushed for 2,066 yards and totaled 8,711 yards of offense. He owns four Nebraska career records, five season records and one game record.

- Martinez is Nebraska's all-time leader in total offensive yards per game (272.2), 400-yard total offense games (5) and 300-yard total offense games (16). He has produced five of Nebraska's 17 individual 400-yard total offense performances.
- In 2021, Martinez is averaging 326.8 yards per game in total offense to rank 12th nationally and second in the Big Ten. He averaged a school-record 295.1 yards of total offense per game as a true freshman in 2018. That average ranked 12th nationally, led all freshmen and was the ninth-highest average by a freshman in NCAA history, including the third-best mark ever by a true freshman.
- In Nebraska's win over Buffalo, Martinez rushed nine times for 112 yards for his sixth career 100-yard rushing game and his second of 2021. He had a 71-yard run, marking the second-longest rush of his career, bettered only by a 75-yard touchdown run at Illinois in the season opener.
- Martinez eclipsed the 2,000 career rushing yard mark against Buffalo to become the fifth Nebraska quarterback to crack that rushing milestone.
- Martinez is one of only five players in Big Ten history with 6,000 career passing yards and 2,000 career rushing yards. He joined Taylor Martinez (Nebraska), Antwaan Randle El (Indiana), Denard Robinson (Michigan) and JT Barrett (Ohio State) in the exclusive 6,000/2,000 Big Ten club.
- Against Fordham, Martinez became just the third Husker quarterback to complete 500 career passes and surpass 6,000 career passing yards. He joined Tommy Armstrong Jr. and Taylor Martinez in reaching those statistical milestones.
- Martinez threw for 289 yards at Oklahoma to post 1,000 passing yards for the season through four games. Martinez is just the second quarterback to reach 1,000 passing yards through four games, joining Tommy Armstrong Jr. in 2015. Martinez has four 1,000-yard passing seasons, the first quarterback in Nebraska history to accomplish that feat.
- Martinez's 2,066 career rushing yards lead all active FBS quarterbacks.
- Through four games in 2021, Martinez is leading Nebraska in rushing, passing and scoring. He is one of only three players in the FBS ranks to hold that distinction.
- Martinez also set Nebraska season records for 300-yard total offense games (7) and 400-yard total offense games (3) in 2018.
- Martinez is one of only four active FBS quarterbacks who entered the 2021 season with 5,000 career passing yards and 1,500 career rushing yards.

ACTIVE FBS QUARTERBACKS WITH 5,000 PASS YARDS & 1,500 RUSH YARDS

PLAYER, SCHOOL	CLASS	RUSHING YDS	PASSING YDS
Malik Cunningham, Louisville	Jr.	1,716	5,603
D'Eriq King, Miami/Houston	Sr.	2,043	8,377
Adrian Martinez, Nebraska	Jr.	2,066	6,645
Desmond Ridder, Cincinnati	Sr.	1,886	7,653

ACTIVE FBS LEADERS IN CAREER TOTAL OFFENSIVE YARDS PER GAME

RK.	PLAYER	SCHOOL	GAMES	YPG
1.	Dillon Gabriel	UCF	26	323.4
2.	Sam Howell	North Carolina	28	304.5
3.	Bailey Zappe	Western Kentucky	39	285.6
4.	McKenzie Milton	Florida State	36	280.0
5.	Brock Purdy	Iowa State	38	279.9
6.	Kedon Slovis	USC	21	277.0
7.	Adrian Martinez	Nebraska	32	272.2

Note: Minimum 20 career games played

ACTIVE FBS LEADERS IN QUARTERBACK RUSHING YARDS

RK.	PLAYER	SCHOOL	GAMES	YPG
1.	Adrian Martinez	Nebraska	32	2,066
2.	D'Eriq King	Miami/Houston	48	2,043
3.	Desmond Ridder	Cincinnati	38	1,889

2020 FBS COMPLETION PERCENTAGE LEADERS

RK	PLAYER	TEAM	PCT.
1.	Mac Jones	Alabama	77.4
2.	Zach Wilson	BYU	73.5
3.	Dustin Crum*	Kent St.	73.5
4.	Adrian Martinez*	Nebraska	71.5
5.	Matt Corral*	Ole Miss	70.9

*returning player

- Martinez completed a school-record 71.5 percent of his passes in 2020. His completion percentage led the Big Ten and ranked fourth nationally. His 71.5 completion percentage also ranked fifth overall in Big Ten history and was the fourth-highest mark in a Big Ten Conference season. Martinez is completing 65.7 percent of his passes in 2021.
- Martinez set a then-Nebraska record with an 86.2 completion percentage against Minnesota in 2018, connecting on 25-of-29 passes for 276 yards and three touchdowns. He bettered that mark at Iowa in 2020, connecting on 18-of-20 passes for a school-record 90.0 percent completion rate.
- Martinez not only led Nebraska in passing in 2020, but he was the Huskers' leading rusher as well, becoming the third player to lead Nebraska in rushing and passing in the same season.
- In 2020, Martinez ranked second nationally in rushing yards per game among quarterbacks (74.4 yards per game). He was the only Power Five quarterback to average 70 rushing yards per game. He opened 2021 with 111 rushing yards at Illinois, including a career-long 75-yard touchdown run.
- At Illinois in 2019, Martinez produced one of only two 300-yard passing and 100-yard rushing performances in Nebraska history (328 passing, 118 rushing).
- In 2018, Martinez became just the sixth freshman in NCAA history to average 200 passing yards and 50 rushing yards per game and just the second true freshman to hit those marks. Martinez was also one of only four FBS quarterbacks - regardless of class - who averaged 225 passing yards and 50 rushing yards per game in 2018.

TOURE LEADING HUSKER RECEIVING CORPS

Nebraska senior receiver **Samori Toure** joined the program in January after earning FCS All-America honors at Montana. Toure has made his mark for the Huskers, catching 16 passes for 333 yards and two touchdowns. He has also rushed five times for 44 yards and a touchdown.

- Toure caught two passes for 136 yards against Buffalo, scoring on a pair of 68-yard touchdown receptions. Toure's two catches of better than 65 yards marked the third time in school history a Husker player had accomplished that statistical achievement, joining Irving Fryar (1983 at Minnesota, 70 and 68 yards) and Frantz Hardy (2006 vs. Kansas, 78 and 75 yards).
- Toure's 136-yard effort against Buffalo was his second straight 100-yard receiving game. He had eight catches for 133 yards against Fordham. Toure is the first Husker with back-to-back 100-yard receiving games since JD Spielman accomplished the feat against Purdue and Wisconsin in 2018.
- Toure has 10 career 100-yard receiving games, including eight at Montana.
- Toure's two 100-yard receiving games came after Oliver Martin had a 100-yard effort at Illinois. This marked the first time NU had a 100-yard receiver in three straight games since the 2017 season.

Toure caught 87 passes for a school-record 1,495 receiving yards at Montana in 2019, which ranked second nationally. He came to Nebraska with career totals of 155 receptions, 2,488 yards and 20 touchdowns.

RETURNERS, NEWCOMERS FEATURED AMONG PASS CATCHERS

Toure has earned the headlines early in the season, but he is far from Nebraska's only pass-catching option. Nebraska returned four of its top six receivers from last season, led by a tight end unit with two proven veterans.

- **Austin Allen** started seven games at tight end last season and ranked second on the team with career highs of 18 catches and 236 receiving yards, despite a shortened season. He was on the preseason watch list for the Mackey Award (nation's best tight end) and the Senior Bowl. Allen ranks second for the Huskers with 13 catches in 2021. He had four receptions for a career-high 61 yards against Fordham, and a career-best six catches at Oklahoma.
- **Travis Vokolek** made four starts and caught nine passes for 91 yards in the shortened 2020 season. He was fifth on the team in receiving yards, and Vokolek is on the preseason watch list for the Senior Bowl. He missed the first three games of the 2021 season, before returning at Oklahoma where he showed his potential with a career-long 38-yard reception.
- **Oliver Martin** is in his second season at Nebraska in 2021. Martin started four of the final five games last season after gaining eligibility. He opened 2021 by setting career highs in receptions (6) and yards (103) at Illinois. He also had a career-long 43-yard catch, and caught a four-yard touchdown pass, registering a touchdown catch at a third Big Ten school (also Michigan, Iowa). Martin has missed the past three games because of injury.

ADRIAN MARTINEZ RECORD WATCH

PASSING YARDS

RK.	PLAYER, YEARS	YDS
1.	Tommy Armstrong Jr., 2013-17	8,871
2.	Taylor Martinez, 2010-13	7,258
3.	Adrian Martinez, 2018-pres.	6,645
4.	Zac Taylor, 2005-06	5,850

COMPLETIONS

RK.	PLAYER, YEARS	COMP.
1.	Tommy Armstrong Jr., 2013-16	625
2.	Taylor Martinez, 2010-13	575
3.	Adrian Martinez, 2018-present	546
4.	Zac Taylor, 2005-06	470

COMPLETION PERCENTAGE

RK.	PLAYER, YEARS	PCT.
1.	Joe Ganz, 2006-08	65.1
2.	Adrian Martinez, 2018-present	64.4
3.	Sam Keller, 2007	63.1

Minimum 1,000 career passing yards

TOTAL OFFENSE

RK.	PLAYER, YEARS	YDS
1.	Tommy Armstrong Jr., 2013-16	10,690
2.	Taylor Martinez, 2010-13	10,233
3.	Adrian Martinez, 2018-pres.	8,711
4.	Eric Crouch, 1998-2001	7,915

TOTAL OFFENSIVE YARDS PER GAME

RK.	PLAYER, YEARS	YPG
1.	Adrian Martinez, 2018-pres.	272.2
2.	Tanner Lee, 2017	253.8
3.	Tommy Armstrong Jr., 2013-16	237.6

Minimum 3,000 total yards

QUARTERBACK RUSHING YARDS

RK.	PLAYER, YEARS	YDS
1.	Eric Crouch, 1998-2001	3,434
2.	Taylor Martinez, 2010-13	2,975
3.	Jammal Lord, 2000-03	2,573
4.	Steve Taylor, 1985-88	2,125
5.	Adrian Martinez, 2018-present	2,066
6.	Tommie Frazier, 1992-95	1,955
7.	Tommy Armstrong Jr., 2013-16	1,819
8.	Scott Frost, 1996-97	1,533

250-YARD PASSING GAMES

RK.	PLAYER, YEARS	GMS
1.	Tommy Armstrong Jr., 2013-16	14
	Adrian Martinez, 2018-present	14
3.	Joe Ganz, 2006-08	11

300-YARD PASSING GAMES

RK.	PLAYER, YEARS	GMS
1.	Joe Ganz, 2006-08	8
2.	Tommy Armstrong Jr., 2013-16	6
3.	Taylor Martinez, 2010-13	4
t-4.	Adrian Martinez, 2018-present	3

300-YARD TOTAL OFFENSE GAMES

RK.	PLAYER, YEARS	GMS
1.	Adrian Martinez, 2018-present	16
2.	Tommy Armstrong Jr., 2013-16	13

400-YARD TOTAL OFFENSE GAMES

RK.	PLAYER, YEARS	GMS
1.	Adrian Martinez, 2018-present	5
2.	Joe Ganz, 2006-08	3

NEBRASKA UNDER FROST

Overall.....	14-22
vs. AP Ranked Teams.....	0-8
vs. AP Top 10 Teams.....	0-4
vs. Unranked Teams.....	14-14
vs. Big Ten Teams.....	9-18
Home.....	10-9
Road.....	4-13
Neutral.....	0-0
In August.....	1-1
In September.....	4-7
In October.....	3-5
In November.....	4-8
In December.....	2-1
In January.....	0-0
When Rushing for 200 or More Yards.....	9-8
When Rushing for 300 or More Yards.....	6-1
When Passing for 200 or More Yards.....	10-13
When Passing for 300 or More Yards.....	2-2
When NU Player Rushes for 100 Yards.....	8-7
When NU Has Two 100-Yard Rushers.....	2-1
When NU Player Has 100 yards Receiving.....	8-6
When Opponent Has 100-Yard Rusher.....	2-11
When Scoring 35 or More Points.....	9-0
When Holding Opponent to 10 Point or Less.....	7-0
When Forcing Three or More Turnovers.....	5-1
When Winning Turnover Margin.....	8-2
When Nebraska Scores First.....	11-8
When Nebraska Leads at Halftime.....	11-5
When Nebraska Trails at Halftime.....	3-16
When Nebraska is Tied at Halftime.....	0-1
Games Decided by 11 Points or More.....	8-8
Games Decided by 10 Points or Less.....	5-13
Games Decided by 7 Points or Less.....	5-11
Games Decided by 3 Points or Less.....	2-4
Overtime Games.....	0-2

FROST AS A HEAD COACH

Overall.....	33-29
vs. AP Ranked Teams.....	3-9
vs. AP Top 10 Teams.....	1-4
vs. Unranked Teams.....	30-20
Home.....	20-12
Road.....	12-16
Neutral.....	1-2
In August.....	2-0
In September.....	8-9
In October.....	9-7
In November.....	10-10
In December.....	3-2
In January.....	1-0
When Rushing for 200 or More Yards.....	17-9
When Rushing for 300 or More Yards.....	7-1
When Passing for 200 or More Yards.....	25-17
When Passing for 300 or More Yards.....	11-3
When Player Rushes for 100 Yards.....	13-6
When Has Two 100-Yard Rushers.....	2-1
When Player Has 100 yards Receiving.....	12-9
When Opponent Has 100-Yard Rusher.....	6-14
When Scoring 35 or More Points.....	23-0
When Holding Opponent to 10 Point or Less.....	11-0
When Forcing Three or More Turnovers.....	15-2
When Winning Turnover Margin.....	23-3
When Scoring First.....	22-13
When Leading at Halftime.....	27-7
When Trailing at Halftime.....	6-20
When Tied at Halftime.....	0-2
Games Decided by 11 Points or More.....	21-12
Games Decided by 10 Points or Less.....	11-15
Games Decided by 7 Points or Less.....	9-14
Games Decided by 3 Points or Less.....	2-5
Overtime Games.....	1-3

FBS TEAMS THAT AVERAGED 200 RUSHING YPG IN 2018, 2019 & 2020

TEAM	2018 YPG	2019 YPG	2020 YPG
Air Force	283.5	298.5	305.7
Appalachian St.	240.4	231.4	264.9
Army	312.5	297.2	273.0
Cincinnati	239.5	208.0	212.4
Georgia Southern	266.2	253.2	267.1
Louisiana	218.7	257.4	213.0
Nebraska	209.0	203.3	201.4
Ohio	258.5	221.8	216.7
Tulane	218.2	243.2	217.1
UCF	265.2	223.8	210.7

• **Zavier Betts** has flashed his play-making ability in his two seasons in the program. Betts has six catches for 112 yards this season, including a career-high 61 yards on three catches at Oklahoma, highlighted by a career-best 55-yard catch.

• **Omar Manning** has seven catches for 132 yards, and made his first career TD catch in the fourth quarter at Oklahoma. Manning has five catches for 106 yards in his last two games

HUSKERS HAVE YOUNG, TALENTED OFFENSIVE LINE

The Nebraska offensive line had significant experience heading into the 2021 season, but all 23 offensive linemen are also eligible to return for 2022. The group has helped NU become the only Power Five program to average 200 rushing yards each of the last three seasons (2018, 2019, 2020).

• **Cam Jurgens** has started 22 of Nebraska's 24 games at center since the start of the 2019 season. In 2019, Jurgens became the first Husker freshman to ever start a game at center.

• **Bryce Benhart** has started 12 straight games at right tackle dating back to the start of the 2020 season. Benhart was a top-150 recruit out of high school.

• As a true freshman, **Turner Corcoran** started the final game at left tackle last season, becoming the first true freshman to ever start at left tackle for Nebraska. Corcoran was a top-50 recruit out of high school. He is holding down the starting role at left tackle in 2021.

• Offensive guard **Matt Sichterman** earned his first career start at Illinois and has held that position for all four games.

ERVIN JR. MAKES HISTORY IN SEASON OPENER

True freshman running back **Gabe Ervin Jr.** was in the starting lineup for Nebraska's season opener at Illinois and in game two vs. Fordham. Ervin's role as the starting running back in a season opener was notable. He was the first Husker true freshman running back to start a season opener in the modern era. In fact, Ervin is just the seventh position player in the modern era to earn a starting job in a Husker season opener.

Ervin has 37 carries for 124 yards, including a season-high 56 yards and his first two career touchdowns against Buffalo. Ervin gained 51 of his yards after halftime against Buffalo. Ervin was injured against Oklahoma leaving his status in doubt.

BLACKSHIRTS MAKE MARK IN HOME VICTORIES

The veteran Nebraska Blackshirt defense has shown its teeth in 2021, most notably in wins over Fordham (52-7) and Buffalo (28-3). Nebraska held the Rams scoreless in the second half and allowed just 71 total yards after intermission.

• The defensive efforts in its two victories marked the first time Nebraska has held back-to-back opponents to single digits since 2010 when NU defeated Kansas 20-3 and lost 9-6 at Texas A&M.

• The three points allowed against Buffalo were Nebraska's fewest since a 24-3 win over Michigan State in 2011. Nebraska held the Bulls scoreless in the first half, the first opponent NU has blanked in the first half since taking a 34-0 halftime lead at Maryland in 2019.

• Nebraska went more than seven quarters without allowing a touchdown before Oklahoma's first-quarter score. Nebraska also went 79:57 of game action without allowing a point prior to Buffalo's third-quarter field goal.

• Nebraska did not allow a point in the fourth quarter of its first three games before an Oklahoma touchdown in the fourth quarter. Nebraska has outscored the opposition 41-7 in the fourth quarter.

• Oklahoma's high-powered offense was held to 408 total yards in a 23-16 win. OU's offensive output ended a streak of seven straight games with the Blackshirts limiting opponents to fewer than 400 yards. It was the first time NU has held seven straight foes to less than 400 yards of offense since an eight-game streak spanning the final two games of 2009 and the first six of 2010.

• The Blackshirts posted one of the best defensive efforts against Oklahoma in recent years. Nebraska limited the Sooners to 23 points, the fewest for the Sooners since the 2016 season opener. The Huskers also ended Oklahoma's FBS record streak of 65 straight games with at least 27 points.

- Oklahoma was held to seven points in the first half, marking the first time the Sooners were held to single digits in the first half of a home game since 2012.
- The Blackshirt defense has allowed 33 points over the past three games. That is the fewest points Nebraska has allowed in a three-game stretch since the 2010 season.
- The Husker defense forced four turnovers against Fordham and Buffalo, with all four takeaways leading to Nebraska touchdowns (28 points). NU's three takeaways against Fordham were its most since forcing four turnovers at Maryland in 2019. Nebraska intercepted three passes vs. Fordham, the first game with three picks since the 2019 season opener against South Alabama.

VETERAN DEFENSE LOOKS TO LEAD HUSKERS THIS SEASON

Nebraska's defensive success comes on the strength of a battle-tested veteran unit as Nebraska returned 11 full- or part-time starters in 2021. Entering the season, the Huskers brought back eight players who started at least seven games in 2020.

- Nebraska allowed 169.5 rushing yards and 386.5 total yards per game in 2020. Those totals marked the fewest rushing and total yards allowed per game by a Husker defense since the 2016 season. Through four games, the Huskers have improved on those numbers, allowing 156.3 rushing yards and 346.3 total yards per contest.
- According to ESPN, Nebraska entered the 2021 season with the most returning defensive production of any team in the Big Ten West. The ESPN formula takes into account a team's total number of returning tackles, tackles for loss, sacks and passes defended.
- A total of seven Husker defenders earned at least honorable-mention All-Big Ten accolades last season. That was the highest number of all-conference defenders since Nebraska joined the Big Ten in 2011, and six of those seven All-Big Ten selections return this fall.
- Cornerback **Cam Taylor-Britt** was a 2020 second-team All-Big Ten honoree. Teams generally avoided throwing to Taylor-Britt's side of the field, but when they did he broke up four passes and had a pair of interceptions in eight games. Taylor-Britt has ranked in the top 70 nationally in interceptions each of the last two years, and he ranked third nationally in forced fumbles in 2019.
- Safety **Marquel Dismuke**, outside linebacker **JoJo Domann**, inside linebacker **Will Honas**, defensive lineman **Ben Stille** and safety **Deontai Williams** all returned as "super seniors" in their sixth year playing college football. Each of the five "super seniors" earned honorable-mention All-Big Ten accolades last season.
- Dismuke has started 24 consecutive games at safety. He ranked fourth on the team with 47 tackles in 2020 and set career highs with 4.0 TFLs and four pass breakups in last year's shortened season. Dismuke has totaled 171 tackles in his career.
- Domann led the Huskers with a career-high 58 tackles, 6.5 tackles for loss, five pass breakups, two forced fumbles and one fumble recovery in eight games last season. Domann is fifth among all active FBS players with seven career forced fumbles. This season, Domann has 23 tackles and three tackles for loss, including a career-high 12 tackles at Oklahoma.
- Stille returned to anchor the defensive line. His 26 career starts are the most of any current Blackshirt. Stille is Nebraska's active career leader with 27.5 tackles for loss and 13.0 sacks.
- Williams set career highs with 51 tackles, 4.0 tackles for loss and 1.0 sack in eight games last year. He also broke up four passes and had a sack, forced fumble and fumble recovery for a touchdown on the same play against Penn State, believed to be the first Husker ever to accomplish that feat. Williams picked off a pair of passes in the Husker victory over Fordham.
- In addition to the six returning All-Big Ten players, NU returned five other starters. **Garrett Nelson** started every game at outside linebacker in 2020. He has a team-high 5.0 tackles for loss in 2021, including 2.5 TFL at Illinois. He has at least one tackle for loss in six of the past seven games.
- **Luke Reimer** made the most of his five starts at inside linebacker in 2020, recording 40 tackles and ranking second on the team with 2.0 sacks and third with 5.0 TFLs despite battling injuries.
- Reimer had his best career game against Buffalo with a career-high 16 tackles and his first career interception which he returned to the UB 1 to set up a touchdown. Reimer's 16 tackles were the most by a Husker since Chris Weber had 17 at Illinois in 2015. His play against the Bulls earned Reimer Big Ten Defensive Player of the Week. Reimer leads Nebraska with 35 total tackles.
- **Ty Robinson** started seven games at defensive end in 2020, and has 12 tackles in 2021.
- **Nick Henrich** started one game in 2020 and is a starter at inside linebacker in 2021. Henrich finished 2020 with a double-figure tackle (12) game at Rutgers, and had a game-high 11 tackles in the season opener at Illinois. He ranks second on the team with 30 tackles.
- **Caleb Tannor** started five games at outside linebacker in 2020. Despite the shortened season, he finished with a career-high 23 tackles, and has 12 tackles this season.
- **Damion Daniels** started three games at nose guard in 2020 and set career highs in tackles (20) and tackles for loss (4.0). He has 11 tackles and two TFL in 2021.

2021 OFFENSE GAME-BY-GAME

RUSHING

GAME	ATT.	YDS.	TD	LONG
ILL	39	160	2	75
FORD	65	329	6	21
BUFF	41	220	2	71
OKLA	38	95	1	13
MSU				
NW				
MICH				
MINN				
PUR				
OSU				
WISC				
IOWA				

PASSING

GAME	COM-ATT-INT	YDS	TD	LG	SACKS
ILL	16-32-0	232	1	43	5-35
FORD	17-23-0	254	1	30	1-2
BUFF	14-20-0	296	2	68	0-0
OKLA	19-25-1	289	1	55	5-28
MSU					
NW					
MICH					
MINN					
PUR					
OSU					
WISC					
IOWA					

2021 DEFENSE GAME-BY-GAME

RUSHING DEFENSE

GAME	ATT.	YDS.	TD	LONG
ILL	48	167	1	45
FORD	28	129	0	30
BUFF	33	135	0	30
OKLA	35	194	2	23
MSU				
NW				
MICH				
MINN				
PUR				
OSU				
WISC				
IOWA				

PASSING DEFENSE

GAME	COM-ATT-INT	YDS	TD	LG	SACKS
ILL	15-19-0	159	2	45	3-17
FORD	18-30-3	163	1	31	1-4
BUFF	27-50-1	224	0	21	0-0
OKLA	24-34-0	214	1	23	0-0
MSU					
NW					
MICH					
MINN					
PUR					
OSU					
WISC					
IOWA					

SACKS/TFL

GAME	SACKS	YARDS	TFL	YARDS
ILL	3	17	9	28
FORD	1	4	5	10
BUFF	0	0	6	13
OKLA	0	0	4	7
MSU				
NW				
MICH				
MINN				
PUR				
OSU				
WISC				
IOWA				

CHARTING THE HUSKERS

ALL-TIME WINS

RK.	SCHOOL	WINS
1.	Michigan	967
2.	Ohio State	933
3.	Alabama	932
4.	Texas	925
5.	Notre Dame	921
6.	Oklahoma	920
7.	Nebraska	907
8.	Penn State	905

CONFERENCE TITLES

RK.	SCHOOL	TITLES
1.	Oklahoma	50
2.	Nebraska	46
3.	Michigan	42

AP NATIONAL TITLES

RK.	SCHOOL	TITLES
1.	Alabama	12
2.	Notre Dame	8
3.	Oklahoma	7
4.	Miami	5
	Ohio State	5
	USC	5
t-7.	Nebraska	4

COACHES POLL NATIONAL TITLES

RK.	SCHOOL	TITLES
1.	Alabama	11
2.	Oklahoma	6
3.	USC	5
t-4.	Nebraska	4

NATIONAL TITLES SINCE 1970

RK.	SCHOOL	TITLES
1.	Alabama	12
2.	Nebraska	5
	Miami	5

BOWL APPEARANCES

RK.	SCHOOL	BOWLS
1.	Alabama	66
2.	Texas	56
3.	Georgia	55
4.	Oklahoma	54
t-5.	Nebraska	53

HEISMAN TROPHY WINNERS

RK.	SCHOOL	WINNERS
1.	Notre Dame	7
	Ohio State	7
	Oklahoma	7
4.	USC	6
t-5.	Nebraska	3

NFL DRAFT PICKS

RK.	SCHOOL	PICKS
1.	Notre Dame	520
2.	USC	517
3.	Ohio State	473
4.	Oklahoma	402
5.	Michigan	387
6.	Alabama	384
7.	Penn State	367
8.	Nebraska	364

FOUR HUSKERS SERVING AS 2021 TEAM CAPTAINS

Austin Allen, Damion Daniels, Adrian Martinez and Cam Taylor-Britt were elected as captains for the 2021 season. Martinez, who was also selected as a team captain in 2019 and 2020, is the first three-time captain in the history of Nebraska football.

- Allen has played in 36 games in his Husker career with 16 starts. He was named to the preseason watch list for the Mackey Award and was selected for the Senior Bowl watch list. He has caught 40 passes in his career for 508 yards.
- Daniels is the second member of his family to be selected as a Nebraska captain, as his older brother Darrion was a team captain for the 2019 season. Damion and Darrion are the ninth brothers to each serve as Husker captains, and the first since Ty Steinkuhler (2008) and Baker Steinkuhler (2012) were each captains as seniors. Damion has played in 36 career games.
- The first three-time captain in program history, Martinez is in his fourth season as Nebraska's starting quarterback. Martinez has started 31 games in his career, and he owns one Nebraska game record, five season marks and four career records.
- Taylor-Britt was a second-team All-Big Ten selection in 2020. He led the Huskers with four pass breakups, and tied for the team lead with two interceptions. Taylor-Britt has 20 career starts.

FROST IN FOURTH SEASON LEADING HUSKERS

Scott Frost is set for his fourth season at Nebraska in 2021. The consensus 2017 national coach of the year, Frost boasts a 33-29 career record in his sixth season as a collegiate head coach.

- Frost is 14-22 in four seasons at Nebraska with 12 losses by a touchdown or less, including eight by five or fewer points.
- Nebraska went 3-5 in the abbreviated 2020 season. Three of the Huskers' five losses were by a touchdown or less, including two one-possession losses to Northwestern and Iowa teams that both finished the year ranked in the top 20.
- Frost has been a proven winner in his coaching career. In his 15th season as a full-time assistant or head coach, Frost's teams have posted a 136-47 record, averaging better than nine wins per season. Frost has been a part of seven conference championship teams in his 14 seasons and has twice coached in the national championship game.
- At UCF, Frost became the first coach in FBS history to turn a winless team into an undefeated team in just two years.
- Frost's teams have been ranked in the top 15 in 10 of his 14 seasons, including eight final top-10 rankings and six final top-five rankings.

HUSKER COACHING STAFF RETURNS INTACT FROM 2020

All 10 Nebraska assistant coaches returned for the 2021 campaign. This year marked the first time since the 2014 season that Nebraska returns its entire coaching staff from the previous season.

- Of Frost's 10 assistant coaches, seven have been with him in each of his six seasons as a collegiate head coach, while Mike Dawson has been on five of Frost's six staffs.
- In addition to Scott Frost being recognized as the 2017 national coach of the year while at UCF, the Husker staff features three Broyles Award nominees in defensive coordinator Erik Chinander (2016 at UCF), offensive coordinator Matt Lubick (2012 at Duke) and quarterbacks coach Mario Verduzco (2018 at Nebraska). The Broyles Award is presented annually to the nation's top assistant coach. Lubick was also named the national wide receivers coach of the year and an AFCA Assistant Coach of the Year finalist in 2012.

HUSKER GRADUATES

- Austin Allen
- Broc Bando
- Chancellor Brewington (Northern Arizona)
- Kyan Brumfield (Colgate)
- Connor Culp (LSU)
- Damion Daniels
- Marquel Dismuke
- JoJo Domann
- Levi Falck (South Dakota)
- Trent Hixson
- Will Honas
- Chris Kolarevic (Northern Iowa)
- Adrian Martinez
- Lane McCallum
- Matt Sichterman
- Ben Stille
- Deontre Thomas
- Samori Toure (Montana)
- Travis Vokolek
- Deontai Williams

MOST GRADUATES ON ROSTER

RK.	TEAM	GRADUATES
1.	Illinois	29
2.	Western Kentucky	27
3.	SMU	26
	Louisiana Tech	26
5.	Liberty	24
	South Carolina	24
7.	Arizona State	23
	Auburn	23
	Iowa State	23
	Virginia	23
11.	Kent State	21
	UCF	21
13.	Nebraska	20
	Kansas State	20

HUSKERS BOAST 20 GRADUATES PLAYING THIS SEASON

A total of 20 Huskers are playing this season as college graduates. The group of graduates includes all eight seniors and 12 juniors. Fourteen players earned their degree from Nebraska, while the remaining six players were graduate transfers into the Husker program.

- Nebraska is one of only 14 FBS programs - including just two Big Ten teams (Illinois - 29) - with at least 20 college graduates on their 2021 roster.
- **Ben Stille** has already earned both his bachelor's and master's degree in nutrition and health sciences and is beginning coursework on a second master's degree this fall.

HUSKER STREAKS CONTINUE INTO 2021 SEASON

A pair of impressive team streaks carry over into the 2021 season, while a legendary streak resumed following a one-year hiatus in 2020.

- Nebraska has sold out 377 consecutive games at Memorial Stadium, dating from the next-to-last home game of the 1962 season through the Buffalo game. The Huskers' legendary sellout streak - an NCAA record - was paused during the 2020 season.
- The Huskers have scored in 319 consecutive games. The streak is the longest in school history, the seventh-longest in FBS history and the fifth-longest active streak. The last time Nebraska was shut out was a 19-0 loss at No. 17 Arizona State on Sept. 21, 1996.
- Nebraska has also scored in 346 consecutive home games, a school record. The last time the Huskers were shut out at home came on Nov. 9, 1968, against Kansas State (12-0 loss).
- Nebraska is 253-0 all-time when scoring 35 or more points at home. **Scott Frost** is also 23-0 in his head coaching career when his team scores at least 35 points.

ALL-TIME LONGEST STREAKS WITHOUT BEING SHUT OUT

RK.	PLAYER	YEAR BEGAN	YEAR ENDED	GAMES
1.	Florida	1988	Active	412
2.	Michigan	1984	2014	365
3.	BYU	1975	2003	361
4.	TCU	1992	Active	356
5.	Virginia Tech	1995	Active	335
6.	Georgia	1995	Active	330
7.	Nebraska	1996	Active	318
8.	Air Force	1992	2017	306
9.	Boise State	1997	Active	301

CHARTING THE HUSKERS

CONSECUTIVE HOME SELLOUTS*

RK.	SCHOOL	SELLOUTS
1.	Nebraska	377
2.	Oklahoma	136

*2020 season not counted due to pandemic

WINS THE LAST 50 SEASONS

RK.	SCHOOL	WINS
1.	Oklahoma	467
2.	Ohio State	465
3.	Alabama	452
4.	Nebraska	449

WINS THE LAST 40 SEASONS

RK.	SCHOOL	WINS
1.	Ohio State	371
2.	Oklahoma	366
3.	Nebraska	366
4.	Florida	354
5.	Florida State	353

WINS THE LAST 30 SEASONS

RK.	SCHOOL	WINS
1.	Ohio State	292
2.	Oklahoma	275
3.	Florida	274
4.	Georgia	268
5.	Alabama	263
6.	Florida State	260
7.	Clemson	258
8.	Wisconsin	257
9.	Virginia Tech	256
10.	Nebraska	254
	Oregon	254
12.	LSU	253
13.	Texas	249
14.	Boise St.	248
	Penn St.	248

9-WIN SEASONS

RK.	SCHOOL	SEASONS
1.	Alabama	51
2.	Nebraska	50
3.	Oklahoma	48

10-WIN SEASONS

RK.	SCHOOL	SEASONS
1.	Oklahoma	41
2.	Alabama	40
3.	Michigan	29
4.	Nebraska	27

WEEKS RANKED IN AP POLL

RK.	SCHOOL	WEEKS
1.	Ohio State	938
2.	Michigan	875
3.	Oklahoma	865
4.	Notre Dame	837
5.	Alabama	829
6.	USC	787
7.	Texas	746
8.	Nebraska	730

WEEKS RANKED NO. 1 IN AP POLL

RK.	SCHOOL	WEEKS
1.	Alabama	134
2.	Ohio State	105
3.	Oklahoma	101
4.	Notre Dame	98
5.	USC	91
6.	Florida State	72
7.	Nebraska	70

NEBRASKA FOOTBALL FACTS

HISTORY

Season of Football.....	132nd
All-Time Games Played	1,349
National Ranking in All-Time Wins	7th
All-Time Bowl Appearances	53
National Ranking in Bowl Appearances	5th

CHAMPIONSHIPS

National Championships	5
Back-to-Back National Championships	2
Undefeated Seasons	11
Perfect Seasons	9
Conference Championships	46

RECORD BREAKDOWN

All-Time Record	907-402-40
All-Time Bowl Record	26-27
Home Games	552-161-20
Memorial Stadium	425-138-13
Record in August	14-1-0
Record in September	181-50-6
Record in October	364-147-19
Record in November	309-168-15
Record in December	24-15-0
Record in January	14-21-0
Record in February	1-0-0
In Overtime	8-6
At Night	100-44-3
When Scoring 35+ Points	373-9
When Allowing 10 Points or Less	577-47-29
vs. Big Ten Teams	123-111-9
» In Big Ten Play (since 2011)	43-43
» Home	23-18
» Away	20-24
» Neutral	0-1
vs. Ranked Teams	105-135-3
» Home	51-43-0
» Away	28-65-3
» Neutral	26-27-0
» as No. 1 Team	46-7-1

STREAKS

Consecutive Games Scoring a Point	319
Consecutive Home Games Scoring a Point	346
Consecutive Home Sellouts	377
Record in Sellout Streak	314-63
» vs. Ranked Teams	47-32

INDIVIDUAL HONORS

College Football Hall of Fame Players	19
College Football Hall of Fame Coaches	6
First-Team All-Americans	110
Unanimous All-Americans	54
CoSIDA Academic All-Americans*	108
NCAA Top Ten Award Winners*	9
Heisman Trophy Winners	3
Walter Camp Award Winners	3
Maxwell Trophy Winners	1
Outland Trophy Winners*	9
Lombardi Trophy Winners	5
Butkus Award Winners	1
Johnny Unitas Golden Arm Award Winners	1
Davey O'Brien Award Winners	1
Rimington Award Winners	1
Bednarik Award Winners	1
Nagurski Trophy Winners	1
Retired Jerseys	25
First-Team All-Conference Selections	520

*Total leads the nation

NEBRASKA AMONG TOP ALL-TIME PROGRAMS

Nebraska is playing its 132nd season this fall, and the Huskers boast a 907-402-40 all-time record in 1,349 games (.687). Nebraska is one of eight programs with 900 wins.

- Nebraska became the fifth member of the 900-win club at Illinois on Sept. 21, 2019, joining Michigan, Ohio State, Texas and Alabama as 900-win programs at the time. Notre Dame, Oklahoma and Penn State have since joined the elite club.
- Since 1970, Nebraska owns a 473-162-5 record (.743) with five national championships. The Huskers rank second among all FBS programs in national titles and fourth in wins since 1970.
- Nebraska boasts 27 10-win seasons in school history, including 24 since 1970. The Huskers also have 12 seasons with 11 or more wins, seven seasons with 12 or more wins and three 13-win seasons.
- The Huskers own 50 nine-win seasons, one behind Alabama for the most in NCAA history. Forty-two of those nine-win seasons have come since 1970 and 48 since 1962, 12 more than any other school.
- Nebraska was the first team in NCAA history to win 100 games in consecutive decades, leading the nation with 103 wins in the 1980s and ranking second with 108 wins in the 1990s.

NEBRASKA ALSO EXCELS IN THE CLASSROOM

Nebraska's rich tradition is not limited to the field, as the Huskers have been outstanding in the classroom as well.

- Nebraska owns the NCAA Division I record with 347 CoSIDA Academic All-Americans across all sports.
- Husker football has produced 108 CoSIDA Academic All-Americans, the most of any single sport in NCAA history.
- Nebraska owns the NCAA record with 18 NCAA Top 10 Award Winners, which is considered the "Heisman Trophy" of academics for NCAA student-athletes.
- Nebraska football has produced nine NCAA Top 10 Award winners, the most of any single team in NCAA history.
- Nebraska recorded an all-time high in the most recent NCAA Graduation Success Rate numbers released in November of 2020. Nebraska's all-sports GSR rate of 94 percent marked the eighth consecutive year the Huskers GSR rate had improved.
- The football team posted a program-record team grade-point average of 3.297 in the 2020 spring semester. Following the spring 2021 semester, the football team's cumulative GPA was 3.137.

HUSKERS RANK HIGHLY IN NATIONAL CHAMPIONSHIPS

Nebraska has won five national championships, including three outright titles (1971, 1994, 1995) and two shared championships (1970, 1997). In 1970, Nebraska was awarded the Associated Press national title, but was No. 3 in the coaches poll behind No. 1 Texas and No. 2 Ohio State, both of whom lost their bowl games (the coaches' poll was voted on before bowl games). In 1997, undefeated Nebraska was voted No. 1 in the coaches' poll, while undefeated Michigan was No. 1 in the AP poll.

- Nebraska's four AP national championships rank seventh all-time.
- The Huskers' four coaches' poll national championships rank fourth all-time.

NEBRASKA NO. 2 IN CONFERENCE TITLES

Nebraska is one of only five schools in NCAA history that has won at least 40 conference championships, ranking second all-time with 46 conference titles. In 36 seasons (1962-97) under Hall-of-Fame coaches Bob Devaney (8) and Tom Osborne (13), the Huskers won 21 conference titles.

MOST CONFERENCE TITLES

RK.	TEAM	TOTAL
1.	Oklahoma	50
2.	Nebraska	46
3.	Michigan	42
4.	Ohio State	41
5.	USC	40

HUSKERS OWN BIG HOME-FIELD ADVANTAGE

Nebraska has enjoyed much success in its history when playing at home in front of the greatest fans in college football.

- Since 1970, NU is 283-57 (.832) at Memorial Stadium and has posted 41 perfect home seasons.
- The Huskers are 552-161-20 all-time in Lincoln (.767 in 130 years).
- Nebraska is 425-138-13 in Memorial Stadium (.749 in 99 years dating back to 1923).
- The Huskers are 47-8 all-time in Memorial Stadium night games.

2021 NEBRASKA SEASON NOTEBOOK

SCHEDULE NOTES

- Nebraska will play four games - one-third of its schedule - against opponents ranked in the final 2020 AP poll, including three of its first 10 games against top-10 teams from last season. Nebraska also faces four teams ranked in the 2021 preseason AP poll: Oklahoma (2nd), Ohio State (4th), Wisconsin (12th) and Iowa (18th).

2020 TOP-25 TEAMS ON SCHEDULE

GM	DATE	OPPONENT	RANK
4	Sept. 18	at Oklahoma	6th
6	Oct. 2	Northwestern	10th
10	Nov. 6	Ohio State	2nd
12	Nov. 26	Iowa	16th

- Nebraska and Oklahoma celebrated the 50th anniversary of the "Game of the Century" when the teams met in Norman on Sept. 18. On Nov. 25, 1971, No. 1 Nebraska defeated No. 2 Oklahoma, 35-31, in a battle of undefeated teams in Norman.

COACHING STAFF NOTES

- Scott Frost** is in his sixth season as a head coach and fourth year at Nebraska. Frost is one of four former Husker players to return to the Nebraska sideline as head coach, and he is one of 18 FBS head coaches coaching at his alma mater in 2021.
- Nebraska's staff also includes former Huskers **Greg Austin** (2003-06), **Ryan Held** (1993-96) and **Barrett Ruud** (2001-04).
- Frost is one of only four FBS head coaches to win a national title as a player. Both Frost (1995 & 1997) and Ryan Held (1994 & 1995) were two-time national champions as Huskers.
- Frost and seven of his 10 assistant coaches are in their sixth consecutive season working together, including two seasons at UCF.
- Frost and all 10 full-time assistants from the 2020 season returned for this fall. This season marks the first time since 2014 that Nebraska returned its entire coaching staff intact.
- Frost was the 2017 national coach of the year, while offensive coordinator **Matt Lubick** was a finalist for AFCA Assistant Coach of the Year in 2012. Defensive coordinator **Erik Chinander** was a nominee for the 2016 Broyles Award and quarterbacks coach **Mario Verduzco** was a Broyles Award nominee in 2018.
- Frost's teams have been ranked in the top 15 in 10 of his first 14 seasons as a full-time coach. Of those 10 seasons, Frost's teams have posted eight top-10 rankings and six top-five rankings.

HUSKER CAPTAIN NOTES

- Austin Allen**, **Damion Daniels**, **Adrian Martinez** and **Cam Taylor-Britt** will serve as team captains for the 2021 season.
- Martinez is a captain for the third straight year, the only three-time captain in program history.
- Damion Daniels joins his brother Darrion (2019) as a Husker team captain. The Daniels are the ninth pair of brothers to each be selected as Nebraska team captains.

ROSTER NOTES

- Nebraska's roster features 155 players. With the NCAA granting a free year of eligibility for the 2020 season, all returning Huskers are listed with the same class as last year, leading to more than 60 percent of the Husker roster being comprised of freshmen.

HUSKER ROSTER CLASS BREAKDOWN

CLASS	TOTAL	% OF ROSTER
Freshmen	71	47%
Redshirt Freshmen	29	17%
Total Freshmen	100	64%
Sophomores	25	16%
Juniors	23	15%
Seniors	8	5%

- The Husker roster features 107 returning players and 48 newcomers. Nebraska returns a total of 21 starters and 52 letterwinners.
- Nebraska added 48 players - 23 scholarship student-athletes and 25 walk-ons - since last season. That group includes 40 true freshmen and eight transfers. Among the transfers, three came from FBS schools, three from FCS programs, one from the junior college rank and one from the NAIA.
- Nebraska's roster features players from 26 states and three foreign countries (Australia, Canada and Germany).
- Nebraska has had a letterwinner from 47 of the 50 states in its history, missing only Idaho, New Hampshire and Rhode Island.
- States with multiple players on the Huskers' 2021 roster include: Nebraska (69), Iowa (12), Texas (10), Florida (9), Georgia (8), Arizona (6), Alabama (4), California (4), Colorado (4), Kansas (3), Michigan (3), New Jersey (3), Minnesota (2), Oklahoma (2) and South Dakota (2).
- Hawaii, Illinois, Indiana, Missouri, North Carolina, New York, Nevada, Ohio, Oregon, Tennessee and Virginia each have one player represented on the 2021 roster.

ACADEMIC NOTES

- A total of 20 Huskers are playing the 2021 season as graduates, including all eight seniors.

HUSKERS WHO HAVE EARNED DEGREES

» Austin Allen	» Will Honas
» Broc Bando	» Chris Kolarevic
» Chancellor Brewington	» Adrian Martinez
» Kyan Brumfield	» Lane McCallum
» Connor Culp	» Matt Sichterman
» Damion Daniels	» Ben Stille
» Marquel Dismuke	» Deontre Thomas
» JoJo Domann	» Samori Toure
» Levi Falck	» Travis Vokolek
» Trent Hixson	» Deontai Williams

- Two more Huskers, Caleb Tannor and Cam Taylor-Britt, are on track to graduate in December.
- Nebraska set a program record with a 3.297 team grade-point average in the 2020 spring semester. Following the 2021 spring semester, the Huskers' cumulative team GPA was 3.137.

HOME OF THE HUSKERS



Memorial Stadium's history dates nearly 100 years. In the fall of 1922, a drive for \$430,000 in stadium construction funds was undertaken by faculty, students, alumni and friends of the University.

The stadium was named Memorial Stadium to honor all Nebraskans who served in the Civil and Spanish-American Wars; the 751 Nebraskans who died in World War I; the 3,839 in World War II; the 225 in Korea; the 422 in Vietnam; and those in Iraq.

Construction was completed in a few more than 90 working days and Memorial Stadium was dedicated on Oct. 20, 1923, at the Homecoming game in which Nebraska was held to a scoreless tie by Kansas.

The field at Memorial Stadium was named Tom Osborne Field - after the Huskers' legendary Hall-of-Fame coach - in 1998, one year after Osborne's retirement following 25 years and 255 victories as head coach.

TOP 10 HOME CROWDS

RK.	DATE	OPPONENT	ATT.
1.	Sept. 20, 2014	Miami	91,585
2.	Sept. 14, 2013	UCLA	91,471
3.	Aug. 30, 2014	Fla. Atlantic	91,441
4.	Nov. 29, 2013	Iowa	91,260
5.	Sept. 27, 2014	Illinois	91,225
6.	Nov. 22, 2014	Minnesota	91,186
7.	Aug. 31, 2013	Wyoming	91,185
8.	Nov. 2, 2013	Northwestern	91,140
9.	Nov. 1, 2014	Purdue	91,107
10.	Oct. 25, 2014	Rutgers	91,088

TOP 5 SEASON ATTENDANCE

RK.	YEAR	GAMES	TOTAL	AVG.
1.	2014	7	638,744	91,249
2.	2013	8	727,466	90,933
3.	2016	7	631,402	90,200
4.	2015	7	629,986	89,998
5.	2017	7	628,583	89,798

LONGEST HOME WIN STREAKS

RK.	BEGAN	ENDED	WINS
1.	Oct. 19, 1991	Oct. 31, 1998	47
2.	Sept. 28, 1901	Oct. 20, 1906	33
3.	Nov. 27, 1998	Nov. 2, 2002	26
4.	Sept. 27, 1969	Nov. 23, 1972	23
5.	Oct. 3, 1981	Nov. 17, 1984	21

All streaks at Memorial Stadium, except for the 33-game streak from 1901 to 1906.

COACHING LEDGER

NEBRASKA (2018-PRESENT)

- Head Coach (14-22 Record)

UCF (2016-17)

- Head Coach (19-7 Record)

OREGON (2009-15)

- Offensive Coordinator (2013-15)
- Assistant Coach (WR) (2009-12)

NORTHERN IOWA (2007-08)

- Co-Defensive Coordinator (2008)
- Assistant Coach (LB) (2007)

KANSAS STATE (2006)

- Graduate Assistant

NEBRASKA (2002)

- Graduate Assistant

YEARLY TEAM RECORDS

YEAR	TEAM (ROLE)	RECORD
2007	Northern Iowa (AC)	12-1
2008	Northern Iowa (DC)	12-3
2009	Oregon (AC)	10-3
2010	Oregon (AC)	12-1
2011	Oregon (AC)	12-2
2012	Oregon (AC)	12-1
2013	Oregon (OC)	11-2
2014	Oregon (OC)	13-2
2015	Oregon (OC)	9-3
2016	UCF (HC)	6-7
2017	UCF (HC)	13-0
2018	Nebraska (HC)	4-8
2019	Nebraska (HC)	5-7
2020	Nebraska (HC)	3-5
2021	Nebraska (HC)	2-2

HEAD COACHING RECORD 33-29

YEARLY FINAL TEAM RANKINGS

YEAR	TEAM (ROLE)	RANK
2007	UNI (AC)	4th
2008	UNI (DC)	4th
2009	Oregon (AC)	11th
2010	Oregon (AC)	3rd
2011	Oregon (AC)	4th
2012	Oregon (AC)	2nd
2013	Oregon (OC)	9th
2014	Oregon (OC)	2nd
2015	Oregon (OC)	14th
2016	UCF (HC)	NR
2017	UCF (HC)	6th
2018	Nebraska (HC)	NR
2019	Nebraska (HC)	NR
2020	Nebraska (HC)	NR

CONFERENCE TITLES (7)

YEAR	TEAM	CONFERENCE
2007	UNI (AC)	Gateway
2008	UNI (DC)	Missouri Valley
2009	Oregon (AC)	Pac-10
2010	Oregon (AC)	Pac-10
2011	Oregon (AC)	Pac-12
2014	Oregon (OC)	Pac-12
2017	UCF (HC)	American

PLAYING LEDGER

NATIONAL FOOTBALL LEAGUE

- 3rd-Round Pick in 1998 NFL Draft
- 6-Year NFL Career at Safety

NEBRASKA CAREER

- 1995 & 1997 National Champion
- 24-2 Record as Starting Quarterback
- 1996 Big 12 Newcomer of the Year

HEAD COACH SCOTT FROST



HISTORIC TURNAROUND AT UCF

At UCF, Frost produced the greatest two-year turnaround in college football history, inheriting an 0-12 team and leading the Knights to a 13-0 record just two years later.

- In his first season in 2016, Frost made history as the only first-time head coach in FBS history to make a bowl game with a team that was winless the previous season.
- UCF tied for the national lead with a six-win improvement from the 2015 to 2016 season. The Knights then ranked third nationally after improving by seven wins from the 2016 to 2017 season.
- The Knights' seven-win improvement from 2016 to 2017 ranked 11th in NCAA history and marked just the second time ever a bowl team improved by more than six wins the next season.
- UCF was the American Athletic Conference and Peach Bowl champions and was the only FBS team to go undefeated in 2017.
- Frost called UCF's plays, orchestrating the greatest two-year offensive turnaround in NCAA history. The Knights went from last to fifth in total offense, improving their output by more than 260 yards per game. UCF also went from third-to-last to first in scoring offense, improving by nearly 35 points per game.

13-0 AS A PLAYER & COACH

In his second year as a head coach, Scott Frost guided UCF to a 13-0 record in 2017, when the Knights were the nation's only undefeated team.

- Frost was the fourth coach in FBS history to post a 13-0 record or better in either his first or second season as a head coach. Among that quartet, Frost is the only coach who inherited a team that won fewer than five games, as UCF went 0-12 the year before Frost's arrival.
- Frost is one of only seven active FBS head coaches who has posted a 13-0 season or better, joining Jimbo Fisher, Gary Patterson, Ed Orgeron, Nick Saban, Dabo Swinney and Kyle Whittingham.
- Frost also led Nebraska to a 13-0 record and a national title as the Huskers' starting quarterback in 1997. Frost was the first person in NCAA history to be part of a 13-0 season as both a player and a head coach.

NATIONAL COACH OF THE YEAR

Frost was the consensus choice as the 2017 national coach of the year, earning the honor from at least eight different organizations.

- Frost won the 2017 Paul "Bear" Bryant Award as the national coach of the year. He joined Chris Petersen (2006 & 2009, Boise State) as the only coaches in the 32-year history of the award to win the honor while coaching a team outside of a Power Five Conference.
- Frost was also the AP Coach of the Year, becoming the sixth coach to win the award in his first or second season as a head coach.

FROST A TOP OFFENSIVE COACH

For each of the last 12 years, Scott Frost has either been an offensive assistant, offensive coordinator or head coach who calls the offensive plays. During that time, he has consistently proven to be one of the nation's finest offensive coaches.

- In 12 seasons coaching offense, Frost has worked with eight units that finished in the top 10 nationally in scoring, including seven that ranked in the top five.
- Frost has also been a part of seven teams that ranked in the top 10 nationally in total offense the past 12 seasons.

FROST A PROVEN WINNER

Frost is a proven winner. In his 15-year full-time coaching career, Frost's teams have combined for a 136-47 record.

- Frost teams have averaged better than nine wins per season, including seven 12-win campaigns.
- He has won seven conference titles in 14 years.
- Frost has coached in two national title games and his teams have finished with a top-10 ranking eight times in the past 14 years.
- In two seasons as UCF's head coach, the Knights were the nation's most improved team in 2016 and were the only FBS team to go undefeated in 2017.
- As a Husker quarterback, Frost was a two-time national champion who helped NU to a 36-2 record, including a 24-2 mark as a starter.
- Frost is one of four active head coaches who won a national title as a player and is the only coach who won multiple national titles as a player.

NEBRASKA ASSISTANT COACHES



MATT LUBICK

OFFENSIVE COORDINATOR WIDE RECEIVERS

- 2nd Season at Nebraska
- 26th Career Season
- 5th Year as an Offensive Coord.

Lubick has coached in the ACC, Big Ten and Pac-12, serving as offensive coordinator at Oregon, Washington and Nebraska. In his last seven seasons, Lubick has worked with four top-25 scoring offenses. His offenses have ranked in the top 25 nationally in completion percentage each of his four years as a coordinator, including NU in 2020 (9th). The 2012 National Wide Receivers Coach of the Year, Lubick coached two of the 10 all-time leading receivers at Washington.



GREG AUSTIN

OFFENSIVE LINE RUN GAME COORDINATOR

- 4th Season at Nebraska
- 12th Career Season
- 2 Years of NFL Experience

A former Husker All-Big 12 offensive lineman, Austin has coached the offensive line at the Power Five and NFL levels. His lines have paved the way for a top-25 offense at each of his three collegiate stops. Austin also serves as the Huskers' run game coordinator.



SEAN BECKTON

TIGHT ENDS

- 4th Season at Nebraska
- 26th Career Season
- 23 Years of Collegiate Experience

Beckton has developed NFL draft picks at three different positions: cornerback, wide receiver and tight end. Husker tight ends set career highs in every category in 2019 and helped Nebraska rank 9th nationally in completion percentage in 2020.



RYAN HELD

RUNNING BACKS RECRUITING COORDINATOR

- 4th Season at Nebraska
- 22nd Career Season
- 13 Years as a Head Coach

Held won two national titles as a player at Nebraska, and he has won two national titles as a coach (Nebraska & Tennessee). He has coached a running back who has ranked in the top 15 nationally in yards per carry two of the last four seasons.



MARIO VERDUZCO

QUARTERBACKS

- 4th Season at Nebraska
- 45th Career Season
- 35 Years of Collegiate Experience

Verduzco was a nominee for assistant coach of the year in 2018 after Adrian Martinez was the second true freshman in NCAA history to average 200 yards passing and 50 yards rushing. In 2017, UCF's McKenzie Milton was second nationally in pass efficiency.



ERIK CHINANDER

DEFENSIVE COORDINATOR

- 4th Season at Nebraska
- 19th Career Season
- 6th Year as a Defensive Coord.

Chinander boasts NFL coaching experience and has coached in two FBS national title games and one FCS Championship Game. He earned a nomination for the Broyles Award at UCF in 2016. The defense then preserved UCF's perfect season in 2017 with a pair of game-clinching interceptions in the conference title game and the Peach Bowl. At Nebraska in 2020, the Huskers allowed their fewest yards per game (386.5) since the 2016 season.



MIKE DAWSON

OUTSIDE LINEBACKERS SPECIAL TEAMS COORD.

- 2nd Season at NU (3rd Overall)
- 23rd Career Season
- 4 Years of NFL Experience

Dawson boasts four years of NFL coaching experience, and he has also been a collegiate defensive coordinator. He has experience coaching both defensive linemen and outside linebackers in college and the NFL. Dawson is also NU's special teams coordinator.



TRAVIS FISHER

DEFENSIVE BACKS

- 4th Season at Nebraska
- 9th Career Season

Fisher is a rising star following a nine-year NFL career. He has coached 12 all-conference defensive backs the past five years and all four Husker secondary starters were All-Big Ten in 2020. Fisher's units have ranked in the top 25 in interceptions twice in the last five years.



BARRETT RUUD

INSIDE LINEBACKERS

- 4th Season at Nebraska
- 7th Career Season

Mohamed Barry totaled more than 200 tackles in his two seasons under Ruud, earning All-Big Ten honors both years. Ruud is Nebraska's all-time leading tackler, and he posted four consecutive 100-tackle seasons for the Tampa Bay Bucs as part of his eight-year NFL career.



TONY TUIOTI

DEFENSIVE LINE

- 3rd Season at Nebraska
- 19th Career Season
- 2 Years of NFL Experience

Tuioti has NFL experience as a defensive line coach and has coached at two of the seven winningest programs in NCAA history. Two of his three starting defensive linemen in 2019 were selected in the NFL Draft, while the third signed a free agent contract.

GAME DAY COACHING SPOTS

SIDELINES

- Scott Frost, Head Coach
- Greg Austin, Defensive Line
- Sean Beckton, Tight Ends
- Mike Dawson, OLB/Special Teams
- Travis Fisher, Defensive Backs
- Barrett Ruud, Inside Linebackers
- Tony Tuioti, Defensive Line
- Mario Verduzco, Quarterbacks

COACHES BOOTH

- Erik Chinander, Defensive Coordinator
- Matt Lubick, Offensive Coordinator/WRs
- Ryan Held, Running Backs

NEBRASKA SUPPORT STAFF

STRENGTH COACHES

- Zach Duval, Head Strength Coach
- Jasen Carlson, Assistant Strength Coach
- Dan Millington, Assistant Strength Coach
- Andrew Strop, Assistant Strength Coach
- Ryan Teifer, Performance Intern

FOOTBALL ADMINISTRATION

- Matt Davison, Associate A.D. - Football
- Andrew Sims, Dir. of Football Operations
- Austin Herink, Assoc. Dir. of Football Oper.
- Joni Duff, Football Administrative Assistant

ANALYSTS & QUALITY CONTROL

- Ron Brown, Senior Offensive Analyst
- Frank Verducci, Senior Offensive Analyst
- Mike Cassano, Offensive Analyst
- Steve Demeo, Offensive Analyst
- Keanon Lowe, Offensive Analyst
- Demeitre Brim, Defensive Analyst
- Bill Busch, Defensive Analyst
- Bobby Maffei, Defensive Analyst
- Dan Dillon, Recruiting Analyst
- Steve Cooper, Offensive Quality Control
- Sean Beckton Jr., Develop. Perf. Quality Control

PLAYER PERSONNEL & RECRUITING

- Sean Dillon, Director of Player Personnel
- Ryan Callaghan, Asst. Dir. of Player Personnel
- Marco Castro-Walker, Dir. of Player Develop.
- Kenny Wilhite, Director of High School Relations
- Trent Mossbrucker, Dir. of Recruiting & Admin.

GRADUATE ASSISTANTS

- Quentin Carter
- Joey Connors
- Jon Germano
- Marcell Lazard

FOOTBALL VIDEO & CREATIVE STAFF

- Matt Haron, Director of Video Technology
- Orah Garst, Dir. of Creative & Engagement
- Hunter Krehnke, Director of Graphic Design
- Rob Washington, Digital Producer for Football
- Geno Velasco, Video Producer for Football
- Cole Gerke, Video Assistant for Football

ADDITIONAL FOOTBALL STAFF

- Jay Terry, Assistant A.D. - Equipment Operations
- Bryan Harrod, Equipment Manager
- Kyle Kotrous, Equipment Manager
- Mark Mayer, Head Football Athletic Trainer
- Drew Hamblin, Assistant Athletic Trainer
- Dave Ellis, Director of Performance Nutrition
- Brett Haskell, Director of Sport Psychology

SCOUTING THE MICHIGAN STATE SPARTANS



Michigan State is 3-0, and the Spartans bring a No. 20 ranking to Saturday's game. Michigan State began its season with a 38-21 win over Northwestern, a game the Spartans led from start to finish. In Week 2, MSU handed Youngstown State its first loss with a 42-14 win. Last Saturday, Michigan State beat then-No. 24 Miami 38-17 in Coral Gables.

The Spartans boast one of the conference's most potent offenses. Michigan State ranks 14th nationally averaging 520.0 yards per game this season. Running back Kenneth Walker III leads the nation averaging 164.3 yards per game. Payton Thorne has completed 48-of-77 passes for 726 yards and nine touchdowns. Jayden Reed leads MSU with 23.1 yards per catch.

Defensively, Michigan State ranks 11th in the conference in total defense averaging 381.3 yards per game. Xavier Henderson leads the Spartans with 25 tackles and three tackles for loss.

MICHIGAN STATE STATISTICAL LEADERS

RUSHING	ATT.	YDS	YPC	YPG	TD
Kenneth Walker III	57	493	8.6	164.3	5
Jordon Simmons	23	132	5.7	44.0	0
Payton Thorne	16	51	3.2	17.0	1

PASSING	CMP-ATT-INT	PCT	YDS	YPG	TD
Payton Thorne	48-77-0	62.3	726	242.0	9
Anthony Russo	5-7-0	71.4	43	43.0	0

RECEIVING	REC.	YDS	YPC	YPG	TD
Jayden Reed	12	277	23.1	92.3	3
Jalen Nailor	10	141	14.1	47.0	3
Tre Mosley	7	123	17.6	41.0	0
Connor Heyward	6	77	12.8	25.7	0
Tyler Hunt	4	36	9.0	12.0	0

PUNTING	NO.	YDS	AVG	LG	I20	50+
Bryce Baringer	11	552	50.2	65	5	6

2021 SCHEDULE

9/3	@ Northwestern	W, 38-21
9/11	Youngstown St.	W, 42-14
9/18	@ Miami	W, 38-17
9/25	Nebraska	6 p.m.
10/2	Western Ky.	6:30 p.m.
10/9	@ Rutgers	11 a.m.
10/16	@ Indiana	11 a.m.
10/30	Michigan	TBA
11/6	@ Purdue	TBA
11/13	Maryland	TBA
11/20	@ Ohio State	TBA
11/27	Penn State	TBA

HEAD COACH INFORMATION



HEAD COACH MEL TUCKER

- 2nd Season at Michigan State (5-5 Record)
- 3rd Career Season (10-12 Record)

Mel Tucker is in his third season overall as a head coach, including his second season at the helm of Michigan State. Tucker boasts a 10-12 career record after going 2-5 in his first season with the Spartans in 2020.

Tucker originally began his coaching career as a graduate assistant at Michigan State under Nick Saban. The journey that led him back to East Lansing includes a head coaching position at Colorado (2019), five seasons as a defensive coach in the Southeastern Conference (2000; 2015-18), 10 seasons in the NFL (2005-14), and four seasons at Ohio State (2001-04). He was a defensive coordinator in the NFL for seven seasons and 11 seasons overall in his coaching career.

In his lone season as head coach at Colorado in 2019, the Buffaloes posted their second most Pac-12 wins since joining the conference in 2011 with three victories while six players earned All-Pac 12 honors.

MEL TUCKER VS. NEBRASKA

Tucker will face Nebraska for the second time as a head coach on Saturday. Tucker previously faced Frost and the Huskers in 2019 when Colorado won 34-31 in overtime.

MICHIGAN STATE INFORMATION

Michigan State owns a winning all-time record and the Spartans were one of the nation's top programs in the 1950s and 1960s, claiming six national titles (1951, 1952, 1955, 1957, 1965, 1966). Michigan State has also won nine conference titles with the latest coming in 2015 (1953, 1965, 1966, 1978, 1987, 1990, 2010, 2013, 2015).

The Spartans have gone undefeated three times and have won 10 games in a season eight times (1965, 1999, 2010, 2011, 2013, 2014, 2015, 2017). Michigan State has played in 29 bowl games in their history, including five Rose Bowls. In the last full season in 2019, MSU made its sixth bowl game in seven years and finished fifth in the Big Ten East.

- **First Year:** 1896
- **All-Time Record:** 713-470-44
- **Bowl Record:** 13-16
- **Conference Titles:** 9
- **National Titles:** 6
- **Stadium:** Spartan Stadium
- **Capacity:** 74,866
- **Playing Surface:** Natural Grass
- **Location:** East Lansing, Mich.
- **Enrollment:** 49,695
- **Colors:** Green & White

STATISTICAL RANKING COMPARISON						
NEB	CONF.	NAT.	CATEGORY	NAT.	CONF.	MSU
201.0	6th	32nd	Rushing Offense	11th	3rd	263.7
280.2	4th	35th	Passing Offense	48th	6th	256.3
481.2	5th	25th	Total Offense	14th	2nd	520.0
29.5	8th	70th	Scoring Offense	29th	2nd	39.3
156.2	11th	81st	Rushing Defense	46th	7th	112.0
190.0	6th	45th	Pass Defense	107th	12th	269.3
346.2	10th	59th	Total Defense	80th	11th	381.3
15.7	9th	26th	Scoring Defense	35th	9th	17.3
50%	2nd	20th	3rd-Down Offense	52nd	7th	42%
42%	13th	92nd	3rd-Down Defense	82nd	10th	40%
78%	8th	92nd	Red Zone Offense	25th	2nd	93%
87%	9th	87th	Red Zone Defense	39th	5th	75%
36.1	13th	106th	Net Punting	64th	10th	39.8
1.5	14th	112th	Punt Returns	38th	5th	11.3
3.5	6th	45th	Punt Return Defense	76th	9th	7.0
16.25	12th	104th	Kickoff Returns	46th	6th	22.0
16.0	5th	31st	Kick Return Defense	79th	11th	20.7
6.3	10th	62nd	Penalties	89th	13th	7.0
55.8	10th	74th	Penalty Yards	90th	13th	62.0
5	8th	46th	Turnovers Gained	46th	7th	5
5	12th	76th	Turnovers Lost	12th	5th	2
+0	9th	70th	Turnover Margin	20th	5th	+3

THE LAST TIME AN INDIVIDUAL...

OFFENSE

100 YARDS RUSHING

Nebraska: Adrian Martinez (112 yards), vs. Buffalo (Sept. 11, 2021)
Opponent: Mohamed Ibrahim (108), Minnesota (Dec. 12, 2020)

200 YARDS RUSHING

Nebraska: Ameer Abdullah (225), vs. Rutgers (Oct. 25, 2014)
Opponent: Jonathan Taylor (204), vs. Wisconsin (Nov. 16, 2019)

300 YARDS RUSHING

Nebraska: Roy Helu Jr. (307), vs. Missouri (Oct. 30, 2010)
Opponent: Melvin Gordon (408), at Wisconsin (Nov. 15, 2014)

4 RUSHING TOUCHDOWNS

Nebraska: Ameer Abdullah (4), at Northwestern (Oct. 18, 2014)
Opponent: Melvin Gordon (4), at Wisconsin (Nov. 15, 2014)

MORE THAN 4 RUSHING TOUCHDOWNS

Nebraska: Calvin Jones (6), at Kansas (Nov. 9, 1991)
Opponent: Chris Brown (6), at Colorado (Nov. 23, 2001)

300 YARDS PASSING

Nebraska: Adrian Martinez (327), at Illinois (Sept. 21, 2019)
Opponent: Jack Plummer (334), at Purdue (Dec. 5, 2020)

400 YARDS PASSING

Nebraska: Tanner Lee, at Purdue (431), Oct. 28, 2017
Opponent: Clayton Thorson (455), at Northwestern (Oct. 13, 2018)

500 YARDS PASSING

Nebraska: Joe Ganz (510), vs. Kansas State (Nov. 10, 2007)
Opponent: Tim Rattay (590), Louisiana Tech (Aug. 29, 1998)

30 COMPLETIONS

Nebraska: Tanner Lee (32), at Purdue (Oct. 28, 2017)
Opponent: Jack Plummer (33), at Purdue (Dec. 5, 2020)

40 COMPLETIONS

Nebraska: Never Happened
Opponent: Clayton Thorson (41), at Northwestern (Oct. 13, 2018)

4 PASSING TOUCHDOWNS

Nebraska: Ryker Fyfe (4), at Purdue (Oct. 31, 2015)
Opponent: J.T. Barrett (5), Ohio St. (Oct. 14, 2017)

MORE THAN 4 PASSING TOUCHDOWNS

Nebraska: Joe Ganz (7), vs. Kansas St. (Nov. 10, 2007)
Opponent: J.T. Barrett (5), Ohio State, Oct. 14, 2017

TD PASS BY A NON-QUARTERBACK

Nebraska: De'Mornay Pierson-El (WR), at Northwestern (Oct. 18, 2014)
Opponent: Tommy Saunders (WR), at Missouri (Oct. 6, 2007)

10 RECEPTIONS

Nebraska: Stanley Morgan Jr. (10), vs. Minnesota (Oct. 20, 2018)
Opponent: Rondale Moore (13) and David Bell (10), at Purdue (Dec. 5, 2020)

100 RECEIVING YARDS

Nebraska: Samori Toure (136) vs. Buffalo (Sept. 11, 2021)
Opponent: David Bell (132), at Purdue (Dec. 5, 2020)

200 RECEIVING YARDS

Nebraska: JD Spielman (209), at Wisconsin (Oct. 6, 2018)
Opponent: Flynn Nagel (220), at Northwestern (Oct. 13, 2018)

3 RECEIVING TOUCHDOWNS

Nebraska: Brandon Kinnie (3), at Oklahoma State (Oct. 23, 2010)
Opponent: Dezmon Briscoe (3), at Kansas (Nov. 3, 2007)

500 TOTAL OFFENSE YARDS

Nebraska: Joe Ganz (521), at Colorado (Nov. 23, 2007)
Opponent: Tim Rattay (568), Louisiana Tech (Aug. 29, 1998)

LONG OFFENSIVE PLAYS

60-69 YARD RUN

Nebraska: Maurice Washington (60, TD), vs. No. Illinois (Sept. 14, 2019)
Opponent: Cam Wiley (61), Minnesota (Dec. 12, 2020)

70-79 YARD RUN

Nebraska: Adrian Martinez (71), vs. Buffalo (Sept. 11, 2021)
Opponent: Demry Croft (73-TD), at Minnesota (Nov. 11, 2017)

80-89 YARD RUN

Nebraska: Kenny Bell (82-TD), at Minnesota (Oct. 22, 2011)
Opponent: Jonathan Taylor (88, TD), at Wisconsin (Oct. 6, 2018)

90-99 YARD RUN

Nebraska: Taylor Martinez (92, TD), at UCLA (Sept. 8, 2012)
Opponent: Eli Roberson (91, TD), Kansas St. (Nov. 16, 2002)

60-69 YARD PASS

Nebraska: Martinez to Toure (2) (68, TDs), vs. Buffalo, (Sept. 11, 2021)
Opponent: Morgan to Autman-Bell (69), Minnesota (Oct. 20, 2018)

70-79 YARD PASS

Nebraska: Martinez to Washington (75, TD), at Colorado (Sept. 7, 2019)
Opponent: Levis to Freiermuth (74 yards), Penn St. (Nov. 14, 2020)

80-89 YARD PASS

Nebraska: Lee to Morgan Jr. (80, TD), vs. Wisconsin (Oct. 7, 2017)
Opponent: Plummer to Bell (89, TD), at Purdue (Dec. 5, 2020)

90-99 YARD PASS

Nebraska: Armstrong Jr. to Enunwa (99, TD), vs. Georgia (Jan. 1, 2014)
Opponent: Montez to Nixon (96, TD), at Colorado (Sept. 7, 2019)

DEFENSE

15 TACKLES

Nebraska: Luke Reimer (16), vs. Buffalo (Sept. 11, 2021)
Opponent: Ryan Greenhagen (31), Fordham (Sept. 4, 2021)*

20 TACKLES

Nebraska: Lee Kunz (23), at Oklahoma (Nov. 25, 1977)
Opponent: Ryan Greenhagen (31), Fordham (Sept. 4, 2021)*
 *-opponent school record

3.0 OR MORE SACKS

Nebraska: Randy Gregory (3.0), at Michigan (Nov. 9, 2013)
Opponent: Mustaf Johnson (3.0), at Colorado (Sept. 7, 2019)

5 OR MORE TFLs

Nebraska: Ciente Evans (5), vs. Northwestern (Nov. 2, 2013)
Opponent: A.J. Epenesa (5), Iowa (Nov. 29, 2019)

5 PASS BREAKUPS

Nebraska: Dicaprio Bootle (5), at Michigan (Sept. 22, 2018)
Opponent: Never Happened

2 INTERCEPTIONS

Nebraska: Deontai Williams (2) vs. Fordham (Sept. 4, 2021)
Opponent: Jeff Okudah (2), vs. Ohio State (Sept. 28, 2019)

MORE THAN 2 INTERCEPTIONS

Nebraska: Matt O'Hanlon (3), vs. Oklahoma (Nov. 7, 2009)
Opponent: Anthony Brown (3), at Purdue (Oct. 31, 2015)

RETURNED AN INTERCEPTION FOR A TOUCHDOWN

Nebraska: Cam Taylor-Britt (38 yds), vs. Iowa (Nov. 29, 2019)
Opponent: Chris Orr (78 yds), Wisconsin (Oct. 7, 2017)

RETURNED A FUMBLE FOR A TOUCHDOWN

Nebraska: Deontai Williams (26 yards) vs. Penn State (Nov. 14, 2020)
Opponent: Calvin Hart Jr. (41 yards) at Illinois (Aug. 28, 2021)

SPECIAL TEAMS

PUNT RETURN TOUCHDOWN

Nebraska: JD Spielman (76 yds), vs. South Alabama (Aug. 31, 2019)
Opponent: Donovan Peoples-Jones (60), at Michigan (Sept. 22, 2018)

KICKOFF RETURN TOUCHDOWN

Nebraska: JD Spielman (99 yds), vs. Arkansas St. (Sept. 2, 2017)
Opponent: Aron Cruickshank (98 yds), at Rutgers (Dec. 18, 2020)

BLOCKED PUNT

Nebraska: Levi Falck (1), at Purdue (Dec. 5, 2020)
Opponent: Jackson Anthrop (1), at Purdue (Dec. 5, 2020)

BLOCKED PUNT RETURNED FOR TOUCHDOWN

Nebraska: Justin Blatchford (25 yds), at Baylor (Oct. 31, 2009)
Opponent: Darren Rus (20 yds), Kansas (Nov. 5, 2005)

BLOCKED PUNT FOR A SAFETY

Nebraska: Marquel Dismuke (1) vs. Illinois (Nov. 10, 2018)
Opponent: Keandre Jones (1), Ohio St. (Nov. 3, 2018)

BLOCKED FIELD GOAL

Nebraska: Marquel Dismuke (1) vs. Fordham (Sept. 4, 2021)
Opponent: Jalen McKie (1) & Antonio Jones-Davis, No. Ill. (Sept. 14, 2019)

BLOCKED FG RETURNED FOR TOUCHDOWN

Nebraska: Nathan Gerry (85 yds) vs. Minnesota (Nov. 22, 2014)
Opponent: Never Happened

THE LAST TIME A TEAM...

OFFENSE

300 YARDS RUSHING

Nebraska: vs. Fordham, Sept. 4, 2021 (329)
Opponent: vs. Wisconsin, Nov. 16, 2019 (320)

400 YARDS RUSHING

Nebraska: vs. Illinois, Sept. 27, 2014 (458)
Opponent: at Minnesota, Nov. 11, 2017 (409)

500 YARDS RUSHING

Nebraska: at Baylor, Oct. 13, 2001 (641)
Opponent: at Wisconsin, Nov. 15, 2014 (581)

300 YARDS PASSING

Nebraska: vs. Fordham, Sept. 4, 2021 (304)
Opponent: at Purdue, Dec. 5, 2020 (334)

400 YARDS PASSING

Nebraska: at Wisconsin, Oct. 6, 2018 (407)
Opponent: at Northwestern, Oct. 13, 2018 (455)

500 YARDS PASSING

Nebraska: vs. Kansas State, Nov. 10, 2007 (519)
Opponent: Louisiana Tech, Aug. 29, 1998 (590)

600 YARDS OF OFFENSE

Nebraska: vs. Fordham, Sept. 4, 2021 (633)
Opponent: at Penn State, Nov. 18, 2017 (609)

700 YARDS OF OFFENSE

Nebraska: vs. Florida Atlantic, Aug. 30, 2014 (784 yards)
Opponent: Never accomplished

50 POINTS

Nebraska: vs. Fordham, Sept. 4, 2021 (Nebraska won 52-7)
Opponent: Ohio State, Oct. 24, 2020 (Ohio State won 52-17)

60 POINTS

Nebraska: vs. Idaho State, Sept. 22, 2012 (Nebraska won, 73-7)
Opponent: at Ohio State, Nov. 5, 2016 (Ohio State won 62-3)

TWO 100-YARD RUSHERS

Nebraska: at Rutgers, Dec. 18, 2020 (Mills, Martinez)
Opponent: Illinois, Nov. 21, 2020 (Epstein, Brown)

THREE 100-YARD RUSHERS

Nebraska: vs. Minnesota, Oct. 20, 2018 (Ozigbo, Martinez, Washington)
Opponent: Wisconsin, Dec. 1, 2012 (Gordon, Ball, White)

TWO 100-YARD RECEIVERS

Nebraska: at Colorado, Sept. 7, 2019 (Washington, Spielman)
Opponent: Ohio State, Oct. 24, 2020 (Wilson, Olave)

DEFENSE

POSTED A SHUTOUT

Nebraska: vs. Arizona, Dec. 30, 2009 (33-0)
Opponent: Arizona State, Sept. 21, 1996 (19-0)

RECORDED A DEFENSIVE SAFETY

Nebraska: vs. Arizona, Dec. 30, 2009 (33-0)
Opponent: Northern Illinois, Sept. 14, 2019 (44-8)

2 DEFENSIVE TOUCHDOWNS

Nebraska: vs. South Alabama, Aug. 31, 2019 (1 IR, 1 fumble return)
Opponent: Northern Illinois, Sept. 16, 2017 (2 interception returns)

4 INTERCEPTIONS

Nebraska: vs. Wyoming, Sept. 10, 2016 (5)
Opponent: Oregon, Sept. 9, 2017 (4)

15 TFLs

Nebraska: at Michigan, Nov. 9, 2013 (16)
Opponent: vs. Oklahoma, Dec. 4, 2010 (17)

7 OR MORE SACKS

Nebraska: vs. Colorado, Sept. 8, 2018 (7)
Opponent: vs. Oklahoma, Dec. 4, 2010 (7)

15 PASS BREAKUPS

Nebraska: Kansas, Oct. 2, 2004 (17)
Opponent: Never Happened

MISCELLANEOUS

SAFETY OF ANY KIND

Nebraska: Blocked Punt vs. Illinois (Nov. 10, 2018)
Opponent: Tackle in End Zone on Punt Return at Illinois (Aug. 28, 2021)

WAS NOT PENALIZED

Nebraska: vs. Maine, Sept. 3, 2005
Opponent: Iowa, Sept. 4, 1999

OVERCAME A HALFTIME DEFICIT TO WIN

Nebraska: at Rutgers, Dec. 18, 2020 (trailed, 14-7, won 28-21)
Opponent: Indiana, Oct. 26, 2019 (trailed, 21-16, won 38-31)

WON WHEN TRAILING AFTER 3 QUARTERS

Nebraska: at Illinois, Sept. 21, 2019 (trailed 35-27, won 42-38)
Opponent: Colorado, Sept. 7, 2019 (trailed, 17-7, won 34-31 in OT)

OVERTIME GAME

at Colorado, Sept. 7, 2019 (Colorado won 34-31)

NEBRASKA OVERTIME WIN

at Iowa, Nov. 28, 2014 (Nebraska won 37-34)

NUMERICAL ROSTER

NO.	NAME	POS.
0	Pheldarius Payne	OLB
0	Jaquez Yant	RB
1	Tyreke Johnson	CB
2	Adrian Martinez	QB
2	Caleb Tannor	OLB
3	Will Honas	ILB
3	Samori Toure	WR
4	Alante Brown	WR
4	Myles Farmer	S
5	Omar Manning	WR
5	Cam Taylor-Britt	CB
6	Quinton Newsome	CB
7	Tamon Lynam	CB
7	Latrell Neville	WR
8	Logan Smothers	QB
8	Deontai Williams	S
9	Spencer Arceneaux	QB
9	Marquel Dismuke	S
10	Heinrich Haarberg	QB
10	Jackson Hannah	ILB
11	Austin Allen	TE
11	Braxton Clark	CB
12	Marques Buford Jr.	DB
12	Will Nixon	WR
13	JoJo Domann	OLB
13	Kamonte Grimes	WR
14	Mikai Gbayor	ILB
14	Rahmir Johnson	RB
15	Zavier Betts	WR
15	Malik Williams	DB
16	Nadab Joseph	CB
16	Jarrett Synek	QB
16	Zach Weinmaster	RB
17	Jimari Butler	OLB
17	Ty Hahn	WR
18	Wynden Ho'ohuli	ILB
18	Matt Masker	QB
19	Seth Malcom	ILB
19	Barron Miles Jr.	WR
21	Noa Pola-Gates	S
21	Marvin Scott III	RB
22	Gabe Ervin Jr.	RB
22	Eteva Muga-Clements	ILB
23	Isaac Gifford	S
24	Thomas Fidone II	TE
24	Blaise Gunnerson	OLB
25	Kelen Meyer	PK
26	Koby Bretz	DB
28	Sevion Morrison	RB
28	Luke Reimer	ILB
29	Ashton Hausmann	DB
29	Cooper Jewett	RB
30	Randolph Kpai	ILB
30	Markese Stepp	RB
31	Chris Kolarevic	LB
32	Brody Belt	WR
32	Kaden Williams	DB
33	Connor Culp	PK
33	Javin Wright	S
34	Simon Otte	OLB
34	Beau Psencik	RB
35	Derek Branch	DB
35	John Bullock	OLB
35	Trevin Luben	RB
36	Blake Closman	DB
36	Chase Contreras	PK
36	Taveon Thompson	WR
37	Isaiah Harris	RB
37	Phalen Sanford	CB
38	Damian Jackson	OLB
39	Garrett Hustedt	ILB
39	Matthew Schuster	RB
40	Daniel Cerni	P
40	Darius Moore	DB
41	Elliott Brown	WR
41	Christian Lilienkamp	DB
41	Garrett Snodgrass	ILB
42	AJ Collins	DB

2021 NEBRASKA FOOTBALL ROSTER

NO.	NAME	POS.	HT.	WT.	YR.	HOMETOWN (HIGH SCHOOL/COLLEGE)
11 ***	Allen, Austin	TE	6-9	255	Jr.	Aurora, Neb. (Aurora)
9	Arceneaux, Spencer	QB	6-1	180	Fr.	Mobile, Ala. (McGill Tooten)
53	Archer, Jake	ILB	6-1	210	So.	Omaha, Neb. (Skutt Catholic)
73 **	Bando, Broc	OL	6-5	315	Jr.	Lincoln, Neb. (IMG Academy [Fla.])
74 *	Banks, Brant	OL	6-7	305	RFr.	Houston, Texas (Westbury Christian)
32 **	Belt, Brody	WR	5-9	185	So.	Omaha, Neb. (Millard West)
54 *	Benhart, Bryce	OL	6-9	330	RFr.	Lakeville, Minn. (Lakeville North)
15 *	Betts, Xavier	WR	6-2	200	Fr.	Bellevue, Neb. (West)
96	Black, Marquis	DL	6-3	315	Fr.	McDonough, Ga. (Eagle's Landing Christian Academy)
58	Boerkircher, Ian	OL	6-6	280	So.	Aurora, Neb. (Aurora/Nebraska-Kearney)
49	Boerkircher, Nate	TE	6-5	230	Fr.	Aurora, Neb. (Aurora)
43	Booker III, Michael	DB	6-1	195	Fr.	Grand Prairie, Texas (South Grand Prairie)
35	Branch, Derek	DB	5-11	175	Fr.	Lincoln, Neb. (Southeast)
26	Bretz, Koby	DB	6-2	195	Fr.	Omaha, Neb. (Westside)
82	Brewington, Chancellor	TE/WR	6-3	185	Jr.	Chandler, Ariz. (Hamilton/Northern Arizona)
4 *	Brown, Alante	WR	5-10	185	Fr.	Chicago, Ill. (Simeon/St. Thomas More [Conn.] Prep)
41	Brown, Elliott	WR	5-11	180	Fr.	Omaha, Neb. (Elkhorn South)
45	Brumfield, Kyan	DB	6-0	185	Jr.	San Antonio, Texas (Brandeis/Cogate/Texas Tech)
63	Buckley, Ru'Quan	DL	6-5	290	Fr.	Wyoming, Mich. (Godwin Heights)
46	Buda, Grant	LB	6-0	205	Fr.	Lincoln, Neb. (Southwest)
12	Buford Jr., Marques	DB	5-11	190	Fr.	DeSoto, Texas (Trinity Christian/St. Thomas More [Conn.] Prep)
84	Bullock, Alex	WR	6-2	190	Fr.	Omaha, Neb. (Creighton Prep)
35	Bullock, John	OLB	6-0	215	RFr.	Omaha, Neb. (Creighton Prep)
71	Burton, Maddox	DL	6-4	285	Fr.	Lincoln, Neb. (Southeast)
17	Butler, Jimari	OLB	6-5	245	Fr.	Mobile, Ala. (Murphy)
81	Carnie, James	TE	6-5	230	Fr.	Roca, Neb. (Norris)
58	Cassidy, Chris	ILB	6-1	215	So.	Lincoln, Neb. (Pius X)
40	Cerni, Daniel	P	6-4	225	Fr.	Canberra, Australia (Prokick Australia)
11 *	Clark, Braxton	CB	6-4	200	So.	Orlando, Fla. (Dr. Phillips)
36	Closman, Blake	DB	5-10	190	Fr.	Elkhorn, Neb. (Millard North)
42	Collins, AJ	DB	5-10	170	Fr.	Omaha, Neb. (Creighton Prep)
79	Conn, Alex	OL	6-6	300	Fr.	Derby, Kan. (Derby)
36	Contreras, Chase	PK	6-1	180	So.	Missouri Valley, Iowa (Missouri Valley/Iowa Western CC)
69	Corcoran, Turner	OL	6-6	300	Fr.	Lawrence, Kan. (Free State)
33 *	Culp, Connor	PK	6-0	180	Sr.	Phoenix, Ariz. (Desert Vista/LSU)
93 ***	Daniels, Damion	DL	6-3	325	Jr.	Dallas, Texas (Bishop Dunne)
95	Detlefsen, Grant	P	6-2	210	RFr.	Lincoln, Neb. (Southeast)
9	Dismuke, Marquel	S	6-1	210	Sr.	Compton, Calif. (Calabasas)
13 ****	Domann, JoJo	OLB	6-1	230	Sr.	Colorado Springs, Colo. (Pine Creek)
22	Ervin Jr., Gabe	RB	6-0	215	Fr.	Buford, Ga. (Buford)
88 *	Falk, Levi	WR	6-1	200	Sr.	Circle Pines, Minn. (Centennial/South Dakota)
4 **	Farmer, Myles	S	6-3	200	RFr.	Atlanta, Ga. (Westlake)
82 *	Feist, Colton	DL	6-2	280	So.	Yutan, Neb. (Yutan)
24	Fidone II, Thomas	TE	6-6	235	Fr.	Council Bluffs, Iowa (Lewis Central)
92	Franke, Brendan	PK	6-3	215	Fr.	Gretna, Neb. (Gretna/Morningside)
14	Gbayor, Mikai	ILB	6-2	220	Fr.	Irrington, N.J. (Irrington)
23 *	Gifford, Isaac	S	6-1	205	Fr.	Lincoln, Neb. (Southeast)
46	Goodwin, John	TE	6-2	255	RFr.	Lincoln, Neb. (Lincoln High)
13	Grimes, Kamonte	WR	6-3	200	Fr.	Naples, Fla. (Palmetto Ridge)
24	Gunnerson, Blaise	OLB	6-6	255	Fr.	Carroll, Iowa (Kuemper Catholic)
10	Haarberg, Heinrich	QB	6-5	205	Fr.	Kearney, Neb. (Kearney Catholic)
17	Hahn, Ty	WR	6-2	200	Fr.	Johnson, Neb. (Johnson-Brock)
10	Hannah, Jackson	ILB	6-3	220	RFr.	Nashville, Tenn. (Montgomery Bell Academy)
80	Hardy II, Shawn	WR	6-3	190	Fr.	Kingsland, Ga. (Camden County)
37	Harris, Isaiah	RB	5-8	190	Fr.	Omaha, Neb. (Millard South)
29	Hausmann, Ashton	DB	5-11	215	Fr.	Roca, Neb. (Norris)
93	Heins, Gabe	PK	6-0	185	RFr.	Kearney, Neb. (Kearney)
42 *	Henrich, Nick	ILB	6-3	225	RFr.	Omaha, Neb. (Burke)
80	Herbek, Jacob	TE	6-5	265	RFr.	Grand Island, Neb. (Central Catholic)
87 **	Hickman, Chris	TE	6-5	215	RFr.	Omaha, Neb. (Burke)
75 *	Hixson, Trent	OL	6-4	320	Jr.	Omaha, Neb. (Skutt Catholic)
18	Ho'ohuli, Wynden	ILB	6-3	220	Fr.	Mililani, Hawaii (Mililani)
3 **	Honas, Will	ILB	6-1	235	Sr.	Wichita, Kan. (Bishop Carroll/Butler CC)
50	Hoskinson, Sam	OL	6-0	245	Fr.	Omaha, Neb. (Elkhorn South)
39	Hustedt, Garrett	ILB	6-2	230	RFr.	Omaha, Neb. (Mount Michael Benedictine)
72	Hutmacher, Nash	DL	6-4	325	Fr.	Oacoma, S.D. (Chamberlain)
38 *	Jackson, Damian	OLB	6-2	270	Jr.	Las Vegas, Nev. (Shadow Ridge)
97	Jasek, Josh	PK	6-1	175	Fr.	Iowa City, Iowa (Iowa City West/Iowa Western)
29	Jewett, Cooper	RB	5-10	190	RFr.	Omaha, Neb. (Elkhorn South)
14 **	Johnson, Rahmir	RB	5-10	185	RFr.	Oradell, N.J. (Bergen Catholic)
1	Johnson, Tyreke	CB	6-1	190	So.	Jacksonville, Fla. (Trinity Christian Academy/Ohio State)
16	Joseph, Nadab	CB	6-2	195	So.	Miami, Fla. (Noland/Independence [Kan.] CC)
51 **	Jurgens, Cam	OL	6-3	290	So.	Beatrice, Neb. (Beatrice)
51	Klover, Braden	ILB	6-2	230	Fr.	Wymore, Neb. (Southern)
31	Kolarevic, Chris	ILB	6-1	230	Jr.	Traverse City, Mich. (Saint Francis/Northern Iowa)
30	Kpai, Randolph	ILB	6-2	210	Fr.	Sioux Falls, S.D. (Washington)
81	Leader, Nick	OLB	6-1	210	RFr.	Lincoln, Neb. (Southwest)
85 *	Liewer, Wyatt	WR	6-4	195	So.	O'Neill, Neb. (O'Neill)
41	Lilienkamp, Christian	DB	6-0	170	Fr.	Bellevue, Neb. (Bellevue West)
35	Luben, Trevin	RB	5-11	200	Fr.	Wahoo, Neb. (Wahoo)
59	Lutovsky, Henry	OL	6-6	330	Fr.	Crawfordsville, Iowa (Mount Pleasant)
77	Lynn, Michael	OL	6-6	295	RFr.	Greenwood Village, Colo. (Cherry Creek)
7 *	Lynam, Tamon	CB	6-2	180	Fr.	Orlando, Fla. (Evans)
19	Malcom, Seth	ILB	6-4	210	Fr.	Tabor, Iowa (Fremont-Mills)
67	Mancino, Joey	OL	6-3	300	Fr.	Holmdel, N.J. (Holmdel)
5	Manning, Omar	WR	6-4	225	Jr.	Lancaster, Texas (Lancaster/TCU/Kilgore CC)
89 *	Martin, Oliver	WR	6-1	200	Jr.	Coralville, Iowa (Iowa City West/Michigan/Iowa)
2 ***	Martinez, Adrian	QB	6-2	212	Jr.	Fresno, Calif. (Clovis West)

18	Masker, Matt	QB	6-2	220	So.	Kearney, Neb. (Kearney Catholic)
22 *	Mauga-Clements, Eteva	ILB	6-1	220	Jr.	Pleasant Hill, Calif. (College Park/Diablo Valley CC)
48 *	McCallum, Lane	S	6-2	215	Jr.	Norfolk, Neb. (Norfolk/Air Force)
71	Menning, Keegan	OL	6-5	335	Fr.	Fremont, Neb. (Fremont)
25	Meyer, Kelen	PK	6-3	190	Fr.	Ord, Neb. (Ord)
48	Meyersick, Evan	TE	6-5	185	Fr.	Omaha, Neb. (Millard West)
19	Miles Jr., Barron	WR	5-10	170	Fr.	Montreal, Quebec, Canada (Chandler [Ariz.])
66	Miller, Ezra	OL	6-6	315	RFr.	Holstein, Iowa (Ridge View/Iowa)
40	Moore, Darius	DB	6-1	185	Jr.	Tiffin, Iowa (Clear Creek Amana/Iowa Western CC)
28	Morrison, Sevon	RB	6-0	210	Fr.	Tulsa, Okla. (Edison)
53	Moses, Riley	OL	6-2	305	RFr.	Fairmont, Neb. (Fillmore Central)
94 *	Mueller, Cade	LS	6-0	220	So.	Gretna, Neb. (Gretna)
44 **	Nelson, Garrett	OLB	6-3	245	So.	Scottsbluff, Neb. (Scottsbluff)
7	Neville, Latrell	WR	6-4	195	Fr.	Fresno, Texas (Hightower)
52	Newsom, Mosai	DL	6-4	285	RFr.	Waverly, Iowa (Waverly-Shell Rock)
6 **	Newsome, Quinton	CB	6-1	185	So.	Suwanee, Ga. (North Gwinnett)
43	Nieman, Mason	S	6-1	195	Fr.	Waverly, Neb. (Waverly)
12	Nixon, Will	WR	5-11	185	Fr.	Waco, Texas (Midway)
63	Nouili, Nouredin	OL	6-4	315	So.	Frankfurt, Germany (Norris/Colorado State)
34 **	Otte, Simon	OLB	6-2	205	So.	York, Neb. (York)
0 *	Payne, Pheldarius	OLB	6-3	260	Jr.	Suffolk, Va. (Nansemond River/Lackawanna [Pa.] CC)
91 *	Pieper, Cameron	LS	6-3	260	So.	Lincoln, Neb. (Southwest)
57 *	Piper, Ethan	OL	6-3	305	RFr.	Norfolk, Neb. (Norfolk Catholic)
21 *	Pola-Gates, Noa	S	6-0	180	RFr.	Gilbert, Ariz. (Williams Field)
65	Prochazka, Teddy	OL	6-9	305	Fr.	Elkhorn, Neb. (Elkhorn South)
90 **	Przystup, William	P	6-4	250	So.	Oviedo, Fla. (Oviedo/Michigan State)
34	Psencik, Beau	RB	6-0	205	Fr.	Houston, Texas (Lutheran South Academy)
28 **	Reimer, Luke	ILB	6-1	225	So.	Lincoln, Neb. (North Star)
91 *	Riley, Jordon	DL	6-6	310	Jr.	New Bern, N.C. (Riverside/North Carolina/Garden City [Kan.] CC)
45	Robinson, Truitt	WR	6-0	190	Fr.	Gilbert, Ariz. (Higley)
99 *	Robinson, Ty	DL	6-6	305	RFr.	Gilbert, Ariz. (Higley)
98 **	Rogers, Casey	DL	6-5	290	So.	Syracuse, N.Y. (Westhill/Avon Old Farms [Conn.])
86	Rollins, AJ	TE	6-6	230	Fr.	Omaha, Neb. (Creighton Prep)
37 *	Sanford, Phalen	CB	5-11	200	So.	Benkelman, Neb. (Dundy County-Stratton/Hastings College)
76	Schaller, Beau	OL	6-2	265	Fr.	Waukee, Iowa (Waukee)
54	Schommer, Ryan	OLB	6-5	260	So.	Norfolk, Neb. (Norfolk)
39	Schuster, Matthew	RB	5-10	190	Fr.	Cozad, Neb. (Cozad/Ashland-Greenwood)
21 *	Scott III, Marvin	RB	5-9	205	Fr.	Daytona Beach, Fla. (Spruce Creek)
83	Shurtleff, Sam	OLB	6-3	220	RFr.	Watkinsville, Ga. (Oconee County)
70 **	Sichterman, Matt	OL	6-4	310	Jr.	Cincinnati, Ohio (Kings)
8	Smothers, Logan	QB	6-2	195	Fr.	Muscle Shoals, Ala. (Muscle Shoals)
41 *	Snodgrass, Garrett	ILB	6-3	225	RFr.	York, Neb. (York)
62	Stafursky, Noah	OL	6-4	330	RFr.	York, Neb. (York)
30	Stepp, Markese	RB	6-1	230	So.	Indianapolis, Ind. (Cathedral/USC)
95 ****	Stille, Ben	DL	6-5	290	Sr.	Ashland, Neb. (Ashland-Greenwood)
16	Syneck, Jarrett	QB	6-0	190	Fr.	Hastings, Neb. (Hastings)
56	Tagge, Grant	ILB	6-1	205	Fr.	Omaha, Neb. (Westside)
2 ***	Tannor, Caleb	OLB	6-3	225	Jr.	Stone Mountain, Ga. (Miller Grove)
5 ***	Taylor-Britt, Cam	CB	6-0	197	Jr.	Montgomery, Ala. (Park Crossing)
97 **	Thomas, Deontre	DL	6-2	285	Jr.	Mustang, Okla. (Mustang)
36	Thompson, Taveon	WR	6-4	200	Fr.	Lincoln, Neb. (Southeast)
3	Toure, Samori	WR	6-3	190	Sr.	Portland, Ore. (Westview/Montana)
83 *	Vokolek, Travis	TE	6-6	260	Jr.	Springfield, Mo. (Kickapoo/Rutgers)
55	Walker, Chris	DL	6-6	290	Jr.	Lincoln, Neb. (East)
50	Weaver, Jailen	DL	6-8	320	Fr.	Antioch, Calif. (Antioch)
16	Weinmaster, Zach	RB	5-10	190	RFr.	Loveland, Colo. (Loveland)
92	Wildeman, Tate	DL	6-6	280	So.	Parker, Colo. (Legend)
8 **	Williams, Deontai	S	6-1	205	Sr.	Jacksonville, Fla. (Trinity Christian Academy/Jones County [Miss.] CC)
32	Williams, Kaden	DB	5-10	155	Fr.	Omaha, Neb. (Millard West)
15	Williams, Malik	DB	6-0	190	Fr.	Atlanta, Ga. (Buford)
96	Witucki, Camden	LS	6-2	225	Fr.	Grand Blanc, Mich. (Grand Blanc Community)
33	Wright, Javin	S	6-4	210	RFr.	Chandler, Ariz. (Hamilton)
0	Yant, Jaquez	RB	6-2	245	Fr.	Tallahassee, Fla. (Amos P. Godby)
44	Young, Aiden	RB	5-9	175	Fr.	Omaha, Neb. (Elkhorn)

Lettermen in Bold; *Indicates Letters Earned

PRONUNCIATION GUIDE

Marquis Black..... marr-KEESE
 Ru'Quan Buckley..... ROO-kwan
 Marques Buford Jr. marr-KEESE
 Daniel Cerni CHURN-ee
 Colton Feist FEAST
 Thomas Fidone II fuh-DOAN-ee
 Heinrich Haarberg HINE-rick HARR-burg
 Ashton Hausmann HOUSE-munn
 Nick Henrich HEN-ritch
 Nash Hutmacher HUT-make-urr
 Nadab Joseph nuh-DAB
 Chris Kolarevic kuh-LAR-vick
 Randolph Kpai kuh-PIE
 Henry Lutovsky loo-TOV-skee
 Tamon Lynum tuh-MAWN
 Wyatt Liewer LEE-ver

Eteva Mauga-Clements.... eh-TEE-vuh MAW-guh
 Sevon Morrison SAY-vee-on
 Mosai Newsom mo-SIGH
 Nouredin Nouili... NERR-ed-inn new-WHEEL-ee
 Simon Otte..... OAT-ee
 Beau Psencik..... PENN-sick
 Cameron Pieper..... PIPE-urr
 William Przystup PRISS-tupp
 Teddy Prochazka pro-HAH-skuh
 Ryan Schommer SHOW-murr
 Ben Stille STILL-ee
 Samori Toure..... suh-MORE-ee TOO-ray
 Tate Wildeman WILL-duh-munn
 Camden Witucki WIH-tuck-ee
 Jaquez Yant..... jah-KWEZZ YANT

NUMERICAL ROSTER

NO.	NAME	POS.
42	Nick Henrich	ILB
43	Michael Booker III	DB
43	Mason Nieman	S
44	Garrett Nelson	OLB
44	Aiden Young	RB
45	Kyan Brumfield	DB
45	Truitt Robinson	WR
46	Grant Buda	LB
46	John Goodwin	TE
48	Lane McCallum	S
48	Evan Meyersick	TE
49	Nate Boerkircher	TE
50	Sam Hoskinson	OL
50	Jailen Weaver	DL
51	Cam Jurgens	OL
51	Braden Glover	ILB
52	Mosai Newsom	DL
53	Jake Archer	ILB
53	Riley Moses	OL
54	Bryce Benhart	OL
54	Ryan Schommer	OLB
55	Chris Walker	DL
56	Grant Tagge	ILB
57	Ethan Piper	OL
58	Ian Boerkircher	OL
58	Chris Cassidy	ILB
59	Henry Lutovsky	OL
62	Noah Stafursky	OL
63	Ru'Quan Buckley	DL
63	Nouredin Nouili	OL
65	Teddy Prochazka	OL
66	Ezra Miller	OL
67	Joey Mancino	OL
69	Turner Corcoran	OL
70	Matt Sichterman	OL
71	Maddox Burton	DL
71	Keegan Menning	OL
72	Nash Hutmacher	DL
73	Broc Bando	OL
74	Brant Banks	OL
75	Trent Hixson	OL
76	Beau Schaller	OL
77	Michael Lynn	OL
79	Alex Conn	OL
80	Shawn Hardy II	WR
80	Jacob Herbek	TE
81	James Carnie	TE
81	Nick Leader	OLB
82	Chancellor Brewington	TE/WR
82	Colton Feist	DL
83	Sam Shurtleff	OLB
83	Travis Vokolek	TE
84	Alex Bullock	WR
85	Wyatt Liewer	WR
86	AJ Rollins	TE
87	Chris Hickman	TE
88	Levi Falck	WR
89	Oliver Martin	WR
90	William Przystup	P
91	Cameron Pieper	LS
91	Jordon Riley	DL
92	Brendan Franke	PK
92	Tate Wildeman	DL
93	Damion Daniels	DL
93	Gabe Heins	PK
94	Cade Mueller	LS
95	Grant Detlefsen	P
95	Ben Stille	DL
96	Marquis Black	DL
96	Camden Witucki	LS
97	Josh Jasek	PK
97	Deontre Thomas	DL
98	Casey Rogers	DL
99	Ty Robinson	DL

2021 NEBRASKA GAME-BY-GAME STARTERS

OFFENSIVE STARTING LINEUPS

OPPONENT	WR	WR	WR	TE	RT	RG	C	LG	LT	QB	RB	PK
Illinois	Toure	Martin	Liewer	Allen	Benhart	Sichterman	Jurgens	Piper	Banks	Martinez	Ervin Jr.	Culp
Fordham	Toure	Manning	Liewer	Allen	Benhart	Sichterman	Jurgens	Piper	Corcoran	Martinez	Ervin Jr.	Culp
Buffalo	Toure	Falck	Liewer	Allen	Benhart	Sichterman	Jurgens	Piper	Corcoran	Martinez	Stepp	Culp
Oklahoma	Vokolek*	Betts	Liewer	Allen	Benhart	Sichterman	Jurgens	Hixson	Corcoran	Martinez	Johnson	Culp
Michigan St.												
Northwestern												
Michigan												
Minnesota												
Purdue												
Ohio St.												
Wisconsin												
Iowa												

*Nebraska opened with two tight ends

DEFENSIVE STARTING LINEUPS

OPPONENT	DE	NG	DE	OLB	ILB	ILB	OLB	CB	S	S	CB	P
Illinois	Robinson	Daniels	Stille	Tannor	Reimer	Henrich	Nelson	Newsome	Dismuke	Williams	Taylor-Britt	Cerni
Fordham	Domann*	Daniels	Stille	Tannor	Reimer	Henrich	Nelson	Newsome	Dismuke	Williams	Taylor-Britt	Cerni
Buffalo	Domann*	Daniels	Stille	Tannor	Reimer	Henrich	Nelson	Newsome	Dismuke	Williams	Taylor-Britt	Cerni
Oklahoma	Domann*	Daniels	Stille	Tannor	Reimer	Henrich	Nelson	Newsome	Dismuke	Williams	Taylor-Britt	Przystup
Michigan St.												
Northwestern												
Michigan												
Minnesota												
Purdue												
Ohio St.												
Wisconsin												
Iowa												

*Nebraska opened in a nickel package

2021 NEBRASKA PLAYER PARTICIPATION

PLAYER, POS.	GP	GS	PLAYER, POS.	GP	GS	PLAYER, POS.	GP	GS
Austin Allen, TE	4	4	Ty Hahn, WR	4	0	Nouredin Nouili, OL	4	0
Jake Archer, ILB	1	0	Jackson Hannah, ILB	4	0	Simon Otte, OLB	4	0
Broc Bando, OL	1	0	Ashton Hausmann	1	0	Pheldarius Payne, OLB	4	0
Brant Banks, OL	4	1	Nick Henrich, ILB	4	4	Cameron Pieper, LS	3	0
Brody Belt, WR	3	0	Chris Hickman, TE	4	0	Ethan Piper, OL	4	3
Bryce Benhart, OL	4	4	Trent Hixson, OL	3	1	Noa Pola-Gates, S	2	0
Zavier Betts, WR	4	1	Garrett Hustedt, ILB	1	0	Teddy Prochazka, OL	3	0
Marquis Black, DL	2	0	Nash Hutmacher, DL	3	0	William Przystup, P	4	1
Ian Boerkircher, OL	3	0	Damian Jackson, OLB	4	0	Luke Reimer, ILB	4	4
Nate Boerkircher, TE	2	0	Cooper Jewett, RB	4	0	Jordon Riley, DL	4	0
Koby Bretz, DB	1	0	Rahmir Johnson, RB	4	1	Ty Robinson, DL	4	1
Chancellor Brewington, TE/WR	3	0	Tyreke Johnson, CB	1	0	AJ Rollins, TE	2	0
Alante Brown, WR	3	0	Nadab Joseph, CB	2	0	Phalen Sanford, CB	4	0
Elliott Brown, WR	1	0	Cam Jurgens, OL	4	4	Marvin Scott III, RB	1	0
Kyan Brumfield, DB	1	0	Chris Kolarevic, ILB	4	0	Matt Sichterman, OL	4	4
Ru'Quan Buckley	1	0	Wyatt Liewer, WR	4	4	Logan Smothers, QB	2	0
Marques Buford Jr., DB	4	0	Trevin Luben, RB	1	0	Garrett Snodgrass, ILB	2	0
John Bullock, OLB	4	0	Henry Lutovsky, OL	1	0	Noah Stafursky, OL	1	0
Jimari Butler, OLB	2	0	Michael Lynn, OL	2	0	Markese Stepp, RB	3	1
James Carnie, TE	2	0	Tamon Lynum, CB	2	0	Ben Stille, DL	4	4
Daniel Cerni, P	3	3	Omar Manning, WR	3	1	Grant Tagge, ILB	4	0
Braxton Clark, CB	4	0	Oliver Martin, WR	1	1	Caleb Tannor, OLB	4	4
Turner Corcoran, OL	4	3	Adrian Martinez, QB	4	4	Cam Taylor-Britt, CB	4	4
Connor Culp, PK	4	4	Matt Masker, QB	1	0	Deontre Thomas, DL	4	0
Damion Daniels, DL	4	4	Eteva Mauga-Clements, ILB	4	0	Samori Toure, WR	4	3
Marquel Dismuke, S	4	4	Lane McCallum, S	3	0	Travis Vokolek, TE	1	1
JoJo Domann, OLB	4	3	Kelen Meyer, PK	2	0	Chris Walker, DL	1	0
Gabe Ervin Jr., RB	4	2	Ezra Miller, OL	2	0	Jailen Weaver, DL	1	0
Levi Falck, WR	4	1	Sevion Morrison, RB	4	0	Zach Weinmaster, RB	4	0
Myles Farmer, S	4	0	Riley Moses, OL	1	0	Tate Wildeman, DL	2	0
Colton Feist, DL	2	0	Cade Mueller, LS	4	0	Deontai Williams, S	4	4
Brendan Franke, PK	4	0	Garrett Nelson, OLB	4	4	Javin Wright, OLB	2	0
Isaac Gifford, S	4	0	Quinton Newsome, CB	4	4	Jaquez Yant, RB	1	0
Blaise Gunnerson, OLB	1	0	Will Nixon, WR	2	0			

CAREER STARTS - OFFENSE

PLAYER	'17	'18	'19	'20	'21	ALL
Martinez	-	11	10	6	4	31
Toure	1*	10*	14*	-	3	28
Jurgens	-	-	12	7	4	23
Falck	3^	9^	3^	4	1	20
Brewington	9#	10#	-	-	0	19
Allen	-	0	5	7	4	16
Vokolek	2	7	-	4	1	14
Hixson	-	0	12	0	1	13
Benhart	-	-	0	8	4	12
Piper	-	-	0	7	3	10
Nouili	-	-	7!	0	0	7
Martin	-	1\$	0	4	1	6
Corcoran	-	-	-	1	3	4
Liewer	-	-	0	0	4	4
Sichterman	-	0	0	0	4	4
Betts	-	-	-	1	1	2
Ervin Jr.	-	-	-	-	2	2
Johnson	-	-	0	0	1	1
Bra. Banks	-	-	0	0	1	1
Stepp	-	-	0	0	1	1
Manning	-	-	-	0	1	1
A. Brown	-	-	-	1	0	1
Scott III	-	-	-	1	0	1

*at FCS Montana; #at FCS Northern Arizona;
^at FCS South Dakota; !at Colorado State;
\$at Michigan

CAREER STARTS - DEFENSE

PLAYER	'17	'18	'19	'20	'21	ALL
Stille	1	11	2	8	4	26
Dismuke	1	0	12	8	4	25
Taylor-Britt	-	0	10	7	4	21
Domann	-	2	7	8	3	20
Kolarevic	-	6	9	-	0	15
Tannor	-	0	5	5	4	14
D. Williams	-	1	1	7	4	13
Nelson	-	-	0	8	4	12
Reimer	-	-	0	5	4	9
Daniels	-	0	1	3	4	8
Robinson	-	-	0	7	1	8
Honas	-	0	0	7	0	7
Henrich	-	-	0	1	4	5
Newsome	-	-	0	1	4	5
Brumfield	-	0	1*	0	0	1
Clark	-	0	1	-	0	1
Farmer	-	-	0	1	0	1
Rogers	-	0	0	1	0	1

*at FCS Colgate

CAREER STARTS - SPECIAL TEAMS

PLAYER	'17	'18	'19	'20	'21	ALL
Culp	10*	0	0	8	4	22
Przystup	-	3#	0	6	1	10
McCallum	-	-	4	-	0	4
Cerni	-	-	-	-	3	3

*at LSU; #at Michigan State

CONSECUTIVE STARTS (MIN. 15)

PLAYER, POSITION	STARTS
Marquel Dismuke, S	24

OFFENSIVE DEPTH CHART


QB		2	Adrian Martinez	6-2	212	Jr.	Fresno, Calif.
		8	Logan Smothers	6-2	195	Fr.	Muscle Shoals, Ala.
		10	Heinrich Haarberg	6-5	200	Fr.	Kearney, Neb.
RB		22	Gabe Ervin Jr.	6-0	215	Fr.	Buford, Ga.
	-OR-	30	Markese Stepp	6-1	230	So.	Indianapolis, Ind.
	-OR-	14	Rahmir Johnson	5-10	185	RFr.	Oradell, N.J.
	-OR-	28	Sevion Morrison	6-0	210	Fr.	Tulsa, Okla.
WR		3	Samori Toure	6-3	190	Sr.	Portland, Ore.
		32	Brody Belt	5-9	185	So.	Omaha, Neb.
		12	Will Nixon	5-11	185	Fr.	Waco, Texas
WR		89	Oliver Martin	6-1	200	Jr.	Coralville, Iowa
		15	Zavier Betts	6-2	200	Fr.	Bellevue, Neb.
		4	Alante Brown	5-10	185	Fr.	Chicago, Ill.
WR		85	Wyatt Liewer	6-4	195	So.	O'Neill, Neb.
		5	Omar Manning	6-4	225	Jr.	Lancaster, Texas
		88	Levi Falck	6-2	205	Sr.	Circle Pines, Minn.
TE		11	Austin Allen	6-9	255	Jr.	Aurora, Neb.
		83	Travis Vokolek	6-6	260	Jr.	Springfield, Mo.
		87	Chris Hickman	6-5	215	RFr.	Omaha, Neb.
LT		69	Turner Corcoran	6-6	300	Fr.	Lawrence, Kan.
		74	Brant Banks	6-7	305	RFr.	Houston, Texas
		65	Teddy Prochazka	6-9	305	Fr.	Elkhorn, Neb.
LG	-OR-	57	Ethan Piper	6-3	305	RFr.	Norfolk, Neb.
		75	Trent Hixson	6-4	320	Jr.	Omaha, Neb.
		63	Nouredin Nouili	6-4	315	So.	Frankfurt, Germany
C		51	Cam Jurgens	6-3	290	So.	Beatrice, Neb.
		75	Trent Hixson	6-4	320	Jr.	Omaha, Neb.
RG		70	Matt Sichterman	6-4	310	Jr.	Cincinnati, Ohio
		73	Broc Bando	6-7	305	RFr.	Lincoln, Neb.
RT		54	Bryce Benhart	6-9	330	RFr.	Lakeville, Minn.
		66	Ezra Miller	6-6	315	RFr.	Holstein, Iowa

DEFENSIVE DEPTH CHART

DT	-OR-	95	Ben Stille	6-5	290	Sr.	Ashland, Neb.
	-OR-	97	Deontre Thomas	6-2	285	Jr.	Mustang, Okla.
NT	-OR-	93	Damion Daniels	6-3	325	Jr.	Dallas, Texas
	-OR-	91	Jordan Riley	6-6	310	Jr.	New Bern, N.C.
DT	-OR-	99	Ty Robinson	6-6	305	RFr.	Gilbert, Ariz.
	-OR-	98	Casey Rogers	6-5	295	So.	Syracuse, N.Y.
DE	-OR-	44	Garrett Nelson	6-3	245	So.	Scottsbluff, Neb.
	-OR-	38	Damian Jackson	6-2	270	Jr.	Las Vegas, Nev.
ILB	-OR-	42	Nick Henrich	6-3	225	RFr.	Omaha, Neb.
	-OR-	31	Chris Kolarevic	6-1	230	Jr.	Traverse City, Mich.
ILB	-OR-	28	Luke Reimer	6-1	225	So.	Lincoln, Neb.
	-OR-	41	Garrett Snodgrass	6-3	225	RFr.	York, Neb.
	-OR-	22	Eteva Mauga-Clements	6-1	220	Jr.	Pleasant Hill, Calif.
DE	-OR-	2	Caleb Tannor	6-3	225	Jr.	Stone Mountain, Ga.
	-OR-	0	Pheldarius Payne	6-3	260	Jr.	Suffolk, Va.
	-OR-	17	Jimari Butler	6-5	245	Fr.	Mobile, Ala.
NICKEL	-OR-	13	JoJo Domann	6-1	230	Sr.	Colorado Springs, Colo.
	-OR-	23	Isaac Gifford	6-1	205	Fr.	Lincoln, Neb.
CB	-OR-	6	Quinton Newsome	6-1	185	So.	Suwanee, Ga.
	-OR-	11	Braxton Clark	6-4	200	So.	Orlando, Fla.
	-OR-	7	Tamon Lynum	6-2	180	Fr.	Orlando, Fla.
S	-OR-	9	Marquel Dismuke	6-1	210	Sr.	Compton, Calif.
	-OR-	4	Myles Farmer	6-1	200	RFr.	Atlanta, Ga.
S	-OR-	8	Deontai Williams	6-1	205	Sr.	Jacksonville, Fla.
	-OR-	21	Noa Pola-Gates	6-0	180	RFr.	Gilbert, Ariz.
CB	-OR-	5	Cam Taylor-Britt	6-0	197	Jr.	Montgomery, Ala.
	-OR-	1	Tyreke Johnson	6-1	190	So.	Jacksonville, Fla.
	-OR-	12	Marques Buford Jr.	5-11	190	Fr.	DeSoto, Texas

SPECIAL TEAMS DEPTH CHART

PK	-OR-	33	Connor Culp	6-0	180	Sr.	Phoenix, Ariz.
	-OR-	92	Brendan Franke	6-3	215	Fr.	Gretna, Neb.
P	-OR-	90	William Przystup	6-4	250	So.	Oviedo, Fla.
	-OR-	40	Daniel Cerni	6-4	225	Fr.	Canberra, Australia
H	-OR-	90	William Przystup	6-4	250	So.	Oviedo, Fla.
	-OR-	16	Zach Weinmaster	5-10	190	RFr.	Loveland, Colo.
LS	-OR-	94	Cade Mueller	6-0	220	So.	Gretna, Neb.
	-OR-	91	Cameron Pieper	6-3	260	So.	Lincoln, Neb.
PR	-OR-	3	Samori Toure	6-3	190	Sr.	Portland, Ore.
	-OR-	89	Oliver Martin	6-1	200	Jr.	Coralville, Iowa
	-OR-	5	Cam Taylor-Britt	6-0	197	Jr.	Montgomery, Ala.
KR	-OR-	14	Rahmir Johnson	5-10	185	RFr.	Oradell, N.J.
	-OR-	16	Zach Weinmaster	5-10	190	RFr.	Loveland, Colo.
	-OR-	15	Zavier Betts	6-2	200	Fr.	Bellevue, Neb.
	-OR-	32	Brody Belt	5-9	185	So.	Omaha, Neb.

**AUSTIN
ALLEN**

#11

**6-9 | 255 | JR. | TE
AURORA, NEB.****CAREER HONORS**

- Team Captain (2021)
- Mackey Award Watch List (2021)
- Senior Bowl Watch List (2021)
- 3-Time Academic All-Big Ten
- 8-Time Nebraska Scholar-Athlete Honor Roll
- Sam Foltz 27 Hero Leadership Award (2020)
- 4-Time Brook Berringer Citizenship Team
- 4-Time Tom Osborne Citizenship Team

PERSONAL NOTES

- Graduated with a degree in mechanized systems management in May of 2021
- His father Andrew was a Husker walk-on in 1981

SEASON HIGHLIGHTS

- Caught two passes for 23 yards at Illinois
- Had four catches for a career-high 61 yards against Fordham, his 10th consecutive game with at least one reception
- Made an eight-yard catch on Nebraska's first offensive series against Buffalo before he left the game with an injury and did not return
- Came back from the injury to start at No. 3 Oklahoma and set a career high with six receptions, totaling 43 yards

GAME-BY-GAME

OPPONENT	REC.	YDS	TD	LONG
at Illinois	2	23	0	14
Fordham	4	61	0	26
Buffalo	1	8	0	8
at Oklahoma	6	43	0	14
at Michigan St.				
Northwestern				
Michigan				
at Minnesota				
Purdue				
Ohio St.				
at Wisconsin				
Iowa				

CAREER RECEIVING STATS

YEAR	G/S	REC.	YDS	Y/R	Y/G	TD
2017						
					Redshirt	
2018	12/0	2	54	27.0	4.5	0
2019	12/5	7	83	11.9	6.9	0
2020	8/7	18	236	13.1	29.5	1
2021	4/4	13	135	10.4	33.8	0
TOTAL	36/16	40	508	12.7	14.1	1

RUSHING: 1 att., 2 yds, 0 TDs**CAREER HIGHS**

Receptions	6 at Oklahoma (2021)
Receiving Yards	61 vs. Fordham (2021)
Receiving Touchdowns	1 vs. Minnesota (2020)
Long Reception	41 at Ohio St. (2018)

**BRYCE
BENHART**

#54

**6-9 | 330 | R-FR. | OL
LAKEVILLE, MINN.****CAREER HONORS**

- Academic All-Big Ten (2020)
- 4-Time Nebraska Scholar-Athlete Honor Roll

CAREER NOTES

- Has started 12 straight games at right tackle
- Played in three games while redshirting in 2019, becoming the 12th true freshman offensive lineman to play in a game in Nebraska history

SEASON HIGHLIGHTS

- Has started every game at right tackle
- Helped Nebraska both pass and rush for 300 yards against Fordham, marking only the third game in program history the Huskers have totaled 300 yards rushing and passing

CAREER STATS

- **Games:** 15 (3 in 2019; 8 in 2020; 4 in 2021)
- **Starts:** 12 (8 in 2020; 4 in 2021)

**ZAVIER
BETTS**

#15

**6-2 | 200 | FR. | WR
OMAHA, NEB.****SEASON HIGHLIGHTS**

- Did not have a catch at Illinois, but returned his first career kickoff for 17 yards
- Made a 30-yard reception vs. Fordham and had two kickoff returns for 35 yards
- Had two receptions for 21 yards vs. Buffalo
- Made his first start of the season and had three catches and tied his career high with 61 receiving yards at No. 3 Oklahoma
- Had a career-long 55-yard catch vs. the Sooners

GAME-BY-GAME

OPPONENT	REC.	YDS	TD	LONG
at Illinois	0	0	0	-
Fordham	1	30	0	30
Buffalo	2	21	0	17
at Oklahoma	3	61	0	55
at Michigan St.				
Northwestern				
Michigan				
at Minnesota				
Purdue				
Ohio St.				
at Wisconsin				
Iowa				

CAREER RECEIVING STATS

YEAR	G/S	REC.	YDS	Y/R	Y/G	TD
2020	6/1	12	131	10.9	21.8	1
2021	4/1	6	112	18.7	28.0	0
TOTAL	10/2	18	243	13.5	24.3	1

KICKOFF RETURNS: 3 att., 52 yds, 0 TDs**CAREER HIGHS**

Receptions	5 at Purdue (2020)
Receiving Yards	61 twice
Receiving Touchdowns	1 vs. Penn St. (2020)
Long Reception	55 at Oklahoma (2021)

**CHANCELLOR BREWINGTON #82****6-3 | 185 | JR. | TE/WR
CHANDLER, ARIZ.****PERSONAL NOTES**

- Earned his degree from Northern Arizona

CAREER NOTES

- Grad transfer from Northern Arizona (2017-20)
- Played in 21 games with 19 starts for the FCS Lumberjacks
- Caught 54 career passes for 642 yards & 3 TDs

SEASON HIGHLIGHTS

- Made his Husker debut against Fordham on Sept. 4, his first game since Nov. 17, 2018
- Caught two passes for eight yards against the Rams, including a two-yard touchdown catch
- Had a 12-yard grab vs. Buffalo

GAME-BY-GAME

OPPONENT	REC.	YDS	TD	LONG
at Illinois	-Did Not Play-			
Fordham	2	8	1	6
Buffalo	1	12	0	12
at Oklahoma	0	0	0	-
at Michigan St.				
Northwestern				
Michigan				
at Minnesota				
Purdue				
Ohio St.				
at Wisconsin				
Iowa				

CAREER RECEIVING STATS

YEAR	G/S	REC.	YDS	Y/R	Y/G	TD
2017*	11/9	31	396	12.8	36.0	2
2018*	10/10	23	246	10.7	24.6	1
2019*		Redshirt				
2020*		Did Not Play				
2021	3/0	3	20	6.7	6.7	1
TOTAL	24/19	57	662	11.6	27.6	4

*at FCS Northern Arizona

RUSHING: 1 att., -1 yd, 0 TDs**PASSING:** 1-for-2, 23 yards, 1 TD, 0 INT**CAREER HIGHS**

Receptions	8 vs. Sacramento St. (2017)*
Receiving Yards	119 vs. Sacramento St. (2017)*
Receiving Touchdowns	1 four times
Long Reception	45 vs. Illinois St. (2017)*
Touchdown Pass	1 vs. Illinois St. (2017)*

*at FCS Northern Arizona

**DANIEL CERNI #40****6-4 | 225 | FR. | P
CANBERRA, AUSTRALIA****CAREER HONORS**

- 2-Time Nebraska Scholar-Athlete Honor Roll

PERSONAL NOTES

- Came to Nebraska from Prokick Australia, which has produced five Ray Guy Award winners
- Is the first Australian to play for Nebraska since 1994 and is believed to be only the second Australian ever to play football at Nebraska (Brett Popplewell, 1991-94)

SEASON HIGHLIGHTS

- Has been Nebraska's starting punter in three of four games
- Made his career debut with five punts at Illinois
- Averaged 40.0 yards on two punts against Fordham, including one inside the 20-yard line
- Placed three of his five punts against Buffalo inside the Bulls' 20-yard line

PUNTING GAME-BY-GAME

OPPONENT	NO.	AVG	I20	LONG
at Illinois	5	34.4	0	46
Fordham	2	40.0	1	41
Buffalo	5	36.0	3	41
at Oklahoma	-Did Not Play-			
at Michigan St.				
Northwestern				
Michigan				
at Minnesota				
Purdue				
Ohio St.				
at Wisconsin				
Iowa				

CAREER PUNTING STATS

YEAR	NO.	AVG	LG	TB	I20	50+	BLK
2020		DNP					
2021	12	36.0	46	1	4	0	0
TOTAL	12	36.0	46	1	4	0	0

CAREER HIGHS

Punts	5 twice
Average	40.0 vs. Fordham (2021)
Inside 20	3 vs. Buffalo (2021)
50-Yard Punts	none
Long Punt	46 at Illinois (2021)

**BRAXTON CLARK #11****6-4 | 200 | SO. | CB
ORLANDO, FLA.****SEASON HIGHLIGHTS**

- Has played in every game this season
- Made his first two tackles of the year in the win over Buffalo
- Made one tackle and had his first career pass breakup at No. 3 Oklahoma

GAME-BY-GAME

OPPONENT	UT-AT-TT	TFL-YD	PBU	INT
at Illinois	0-0-0	0.0-0	0	0
Fordham	0-0-0	0.0-0	0	0
Buffalo	1-1-2	0.0-0	0	0
at Oklahoma	1-0-1	0.0-0	1	0
at Michigan St.				
Northwestern				
Michigan				
at Minnesota				
Purdue				
Ohio St.				
at Wisconsin				
Iowa				

CAREER TACKLE STATS

YEAR	G/S	UT	AT	TT	TFL-YD	SCK-YD
2018*	4/0	1	0	1	0-0	0.0-0
2019	12/1	9	2	11	1-2	0.0-0
2020		DNP (injured)				
2021	4/0	2	1	3	0.0-0	0.0-0
TOTAL	20/1	12	3	15	1.0-2	0.0-0

*redshirt season

CAREER MISCELLANEOUS STATS

YEAR	FF	FR	PBU	INT	QBH	BLK
2018*	0	0	0	0	0	0
2019	0	1	0	1	0	0
2020		DNP (injured)				
2021	0	0	1	0	0	0
TOTAL	0	1	1	1	0	0

*redshirt season

CAREER HIGHS

Tackles	3 twice
TFLs	none
Sacks	none
Breakups	1 at Oklahoma (2021)
Interceptions	1 vs. Northern Illinois (2019)

**TURNER
CORCORAN #69****6-6 | 300 | FR. | OL
LAWRENCE, KAN.****CAREER HONORS**

- Nebraska Scholar-Athlete Honor Roll (Spring 2020)

CAREER NOTES

- Started the 2020 season finale at Rutgers at left tackle, becoming the first Husker true freshman to ever start a game at left tackle
- Became just the sixth true freshman offensive lineman to start a game in Nebraska history
- Played in three games total, becoming the 15th true freshman offensive lineman to play in a game in Nebraska history

SEASON HIGHLIGHTS

- Played extensively at Illinois but did not earn the start after being limited in fall camp due to injury
- Started his first game of the season against Fordham and has started three straight games
- Helped Nebraska both pass and rush for 300 yards against Fordham, marking only the third game in program history the Huskers have totaled 300 yards rushing and passing

CAREER STATS

- **Games:** 7 (3 in 2020; 4 in 2021)
- **Starts:** 4 (1 in 2020; 3 in 2021)

**CONNOR
CULP #33****6-0 | 180 | SR. | PK
PHOENIX, ARIZ.****CAREER HONORS**

- Lou Groza Award Watch List (2021)
- Big Ten Kicker of the Year (2020)
- First-Team All-Big Ten (2020)
- SEC Special Teams Player of the Week (2017 at LSU)

PERSONAL NOTES

- Earned his LSU degree in December of 2019

CAREER NOTES

- Graduate transfer from LSU (2016-19)
- Member of LSU's 2019 national title team
- Tigers' starting place-kicker in 2017

SEASON HIGHLIGHTS

- Connected on a 27-yard field goal at Illinois
- Had a 39-yard field goal and 10 points vs. Fordham
- Had a career-long 51-yard field goal at No. 3 Oklahoma

GAME-BY-GAME

OPPONENT	XP-ATT	FG-ATT	LG	BK	PTS
at Illinois	1-3	1-1	27	0	4
Fordham	7-7	1-1	39	0	10
Buffalo	4-4	0-3	-	0	4
at Oklahoma	2-2	1-3	51	0	5
at Michigan St.					
Northwestern					
Michigan					
at Minnesota					
Purdue					
Ohio St.					
at Wisconsin					
Iowa					

CAREER KICKING STATS

YEAR	G/S	PAT	FG	PCT.	PTS	LG
2016*						Redshirt
2017*	10/10	20-23	11-16	68.8	53	47
2018*	0/0	0-0	0-0	0.0	0	-
2019*	0/0	0-0	0-0	0.0	0	-
2020	8/8	20-20	13-15	86.7	59	49
2021	4/4	14-16	3-8	37.5	22	51
TOTAL	22/22	54-59	27-39	69.2	130	51

*at LSU

KICKOFFS: 50 att., 15 touchbacks

CAREER HIGHS

Field Goal Attempts	4 vs. Ole Miss (2017)*
Field Goals Made	4 vs. Ole Miss (2017)*
Long Field Goal	51 at Oklahoma (2021)
Points	16 vs. Ole Miss (2017)*
PATs	7 vs. Fordham (2021)*

*at LSU

**DAMION
DANIELS #93****6-3 | 325 | JR. | DL
DALLAS, TEXAS****CAREER HONORS**

- Team Captain (2021)
- Senior Bowl Watch List (2021)
- 2-Time Nebraska Scholar-Athlete Honor Roll
- 3-Time Brook Berringer Citizenship Team
- 3-Time Tom Osborne Citizenship Team

PERSONAL NOTES

- Earned his degree in communication studies in May of 2020
- His older brother Darrion was a team captain at Nebraska in 2019 and is a defensive lineman with the San Francisco 49ers
- Both Daniels brothers served as team captains for Nebraska, 1 of 9 sets of brothers who were both team captains in program history

SEASON HIGHLIGHTS

- Has started every game this season
- Made a career-high six tackles at Illinois, while breaking up the first pass of his career
- Made two tackles with 1.0 TFL vs. Buffalo
- Had two tackles at No. 3 Oklahoma

GAME-BY-GAME

OPPONENT	UT-AT-TT	TFL-YD	SACK-YD
at Illinois	3-3-6	1.0-1	0.0-0
Fordham	0-1-1	0.0-0	0.0-0
Buffalo	1-1-2	1.0-2	0.0-0
at Oklahoma	0-2-2	0.0-0	0.0-0
at Michigan St.			
Northwestern			
Michigan			
at Minnesota			
Purdue			
Ohio St.			
at Wisconsin			
Iowa			

CAREER TACKLE STATS

YEAR	G/S	UT	AT	TT	TFL-YD	SCK-YD
2017						Redshirt
2018	12/0	3	9	12	1-1	0.0-0
2019	12/1	3	10	13	0-0	0.0-0
2020	8/3	10	10	20	4.0-5	0.0-0
2021	4/4	4	7	11	2.0-3	0.0-0
TOTAL	36/8	20	36	56	7.0-9	0.0-0

CAREER MISCELLANEOUS STATS

YEAR	FF	FR	PBU	INT	QBH	BLK
2017						Redshirt
2018	0	1	0	0	0	0
2019	0	0	0	0	0	0
2020	0	0	0	0	0	0
2021	0	0	1	0	0	0
TOTAL	0	1	1	0	0	0

CAREER HIGHS

Tackles	6 at Illinois (2021)
TFLs	1.0 seven times
Sacks	none
Breakups	1 at Illinois (2021)

**MARQUEL
DISMUKE**

#9

**6-2 | 210 | SR. | S
COMPTON, CALIF.****CAREER HONORS**

- Senior Bowl Watch List (2021)
- Honorable-Mention All-Big Ten (2020)
- Nebraska Scholar-Athlete Honor Roll (Fall 2006)

PERSONAL NOTES

- Earned his degree in August of 2020

CAREER NOTES

- Has started 24 consecutive games at safety, the longest streak of consecutive starts of any Husker

SEASON HIGHLIGHTS

- Totaled six tackles at Illinois
- Blocked a field goal against Fordham, Nebraska's first blocked field goal since 2014
- Had four tackles at No. 3 Oklahoma

GAME-BY-GAME

OPPONENT	UT-AT-TT	TFL-YD	PBU	INT
at Illinois	1-5-6	0.0-0	0	0
Fordham	1-0-1	0.0-0	0	0
Buffalo	0-2-2	0.0-0	0	0
at Oklahoma	2-2-4	0.0-0	0	0
at Michigan St.				
Northwestern				
Michigan				
at Minnesota				
Purdue				
Ohio St.				
at Wisconsin				
Iowa				

CAREER TACKLE STATS

YEAR	G/S	UT	AT	TT	TFL-YD	SCK-YD
2016						Redshirt
2017	12/1	20	14	34	0-0	0.0-0
2018	8/0	8	2	10	0-0	0.0-0
2019	12/12	42	25	67	2-5	0.0-0
2020	8/8	29	18	47	4.0-7	0.0-0
2021	4/4	4	9	13	0.0-0	0.0-0
TOTAL	44/25	103	68	171	6.0-12	0.0-0

CAREER MISCELLANEOUS STATS

YEAR	FF	FR	PBU	INT	QBH	BLK
2016						Redshirt
2017	0	1	0	0	0	0
2018	0	0	0	0	0	1
2019	0	1	4	0	1	0
2020	0	0	4	0	0	0
2021	0	0	0	0	0	1
TOTAL	0	2	8	0	1	2

CAREER HIGHS

Tackles	15 vs. Penn St. (2020)
TFLs	2.0 at Iowa (2020)
Sacks	none
Breakups	3 at Illinois (2019)
Blocked Punt	1 vs. Illinois [safety] (2018)
Blocked Field Goal	1 vs. Fordham (2021)

**JOJO
DOMANN**

#13

**6-1 | 230 | SR. | OLB
COLORADO SPRINGS, COLO.****CAREER HONORS**

- Bronko Nagurski Trophy Watch List (2021)
- Senior Bowl Watch List (2021)
- Honorable-Mention All-Big Ten (2020)
- Academic All-Big Ten (2017)
- 4-Time Nebraska Scholar-Athlete Honor Roll
- 4-Time Brook Berringer Citizenship Team
- 4-Time Tom Osborne Citizenship Team

PERSONAL NOTES

- Earned his degree in May of 2020

CAREER NOTES

- Ranks 5th among all active FBS players with seven career forced fumbles

SEASON HIGHLIGHTS

- Tied for the team lead with five tackles - including 1.0 TFL - against Fordham and intercepted the first pass of his career
- Had five tackles, a TFL and a hurry vs. Buffalo
- Tied his career high with 12 tackles at No. 3 Oklahoma, his fourth career game with double-digit tackles

GAME-BY-GAME

OPPONENT	UT-AT-TT	TFL-YD	SACK-YD
at Illinois	1-0-1	0.0-0	0.0-0
Fordham	3-2-5	1.0-1	0.0-0
Buffalo	4-1-5	1.0-3	0.0-0
at Oklahoma	7-5-12	1.0-2	0.0-0
at Michigan St.			
Northwestern			
Michigan			
at Minnesota			
Purdue			
Ohio St.			
at Wisconsin			
Iowa			

CAREER TACKLE STATS

YEAR	G/S	UT	AT	TT	TFL-YD	SCK-YD
2016	13/0	5	3	8	0-0	0.0-0
2017						Redshirt
2018	8/2	10	9	19	1-7	1.0-7
2019	12/7	38	14	52	11-40	2.5-21
2020	8/8	35	23	58	6.5-14	0.0-0
2021	4/3	15	8	23	3.0-6	0.0-0
TOTAL	45/20	103	57	160	21.5-67	3.5-28

CAREER MISCELLANEOUS STATS

YEAR	FF	FR	PBU	INT	QBH	BLK
2016	1	0	0	0	0	0
2017						Redshirt
2018	2	1	2	0	0	0
2019	2	0	6	0	1	0
2020	2	1	5	0	1	0
2021	0	0	1	1	1	0
TOTAL	7	2	14	1	3	0

CAREER HIGHS

Tackles	12 twice
TFLs	2.0 five times
Sacks	1.0 three times
Breakups	2 twice
Interceptions	1 vs. Fordham (2021)

**LEVI
FALCK**

#88

**6-2 | 200 | SR. | WR
CIRCLE PINES, MINN.****CAREER HONORS**

- 2-Time Nebraska Scholar-Athlete Honor Roll

PERSONAL NOTES

- Earned his degree in kinesiology and sport science from South Dakota in May of 2020

CAREER NOTES

- Went to South Dakota as a baseball recruit, but walked on to the football team following a baseball coaching change
- Tied the South Dakota single-game record with 11 catches at Kansas State on Sept. 1, 2018

SEASON HIGHLIGHTS

- Saw action at wideout at Illinois but did not have a catch
- Started and had an eight-yard grab against Fordham
- Made a 20-yard catch at No. 3 Oklahoma

GAME-BY-GAME

OPPONENT	REC.	YDS	TD	LONG
at Illinois	0	0	0	-
Fordham	1	8	0	8
Buffalo	0	0	0	-
at Oklahoma	1	20	0	20
at Michigan St.				
Northwestern				
Michigan				
at Minnesota				
Purdue				
Ohio St.				
at Wisconsin				
Iowa				

CAREER RECEIVING STATS

YEAR	G/S	REC.	YDS	Y/R	Y/G	TD
2016*						Redshirt
2017*	7/3	16	197	12.3	28.1	0
2018*	11/9	45	492	10.9	44.7	2
2019*	6/3	9	85	9.4	14.2	0
2020	8/4	13	122	9.4	15.3	1
2021	4/1	2	28	14.0	7.0	0
TOTAL	36/20	85	914	10.8	25.4	3

*at FCS South Dakota

RUSHING: 1 carry for -3 yards vs. UNI in 2018**CAREER HIGHS**

Receptions	11 at Kansas St. (2019)*^
Receiving Yards	140 at Kansas St. (2019)*
Receiving Touchdowns	1 three times
Long Reception	40 vs. Missouri St. (2018)
Blocked Punt	1 at Purdue (2020)

*at South Dakota

^tied the South Dakota school record

**MYLES
FARMER**

#4

6-3 | 200 | R-FR. | S
ATLANTA, GA.**CAREER HONORS**

- Brook Berringer Citizenship Team (2020)
- Tom Osborne Citizenship Team (2020)

SEASON HIGHLIGHTS

- Ranks 2nd in the Big Ten and 16th nationally with one fumble recovery
- Made two tackles at Illinois and recovered the first fumble of his career, his third career takeaway
- Tied his career high with three tackles against Buffalo

GAME-BY-GAME

OPPONENT	UT-AT-TT	TFL-YD	PBU	INT
at Illinois	2-0-2	0.0-0	0	0
Fordham	1-0-1	0.0-0	0	0
Buffalo	2-1-3	0.0-0	0	0
at Oklahoma	0-0-0	0.0-0	0	0
at Michigan St.				
Northwestern				
Michigan				
at Minnesota				
Purdue				
Ohio St.				
at Wisconsin				
Iowa				

CAREER TACKLE STATS

YEAR	G/S	UT	AT	TT	TFL-YD	SCK-YD
2019*	4/0	1	0	1	0-0	0.0-0
2020	5/1	6	2	8	0.0-0	0.0-0
2021	4/0	5	1	6	0.0-0	0.0-0
TOTAL	13/1	12	3	15	0.0-0	0.0-0

*redshirt season

CAREER MISCELLANEOUS STATS

YEAR	FF	FR	PBU	INT	QBH	BLK
2019*	0	0	0	0	0	0
2020	1	0	0	2	0	0
2021	0	1	0	0	0	0
TOTAL	1	1	0	2	0	0

*redshirt season

CAREER HIGHS

Tackles	3 twice
TFLs	none
Sacks	none
Breakups	none
Interceptions	2 at Northwestern (2020)

**BRENDAN
FRANKE**

#92

6-3 | 215 | FR. | PK
GRETNA, NEB.**CAREER NOTES**

- Joined Nebraska in the summer of 2021 after playing for Morningside College in Sioux City, Iowa during the 2020-21 season

SEASON HIGHLIGHTS

- Handled kickoffs at Illinois, booting four touchbacks in six attempts
- Only one of his kickoffs was returned for just nine yards
- Booted all five of his kickoffs for touchbacks against Fordham
- Had three touchbacks in five kickoffs against Buffalo
- Had a pair of touchbacks at No. 3 Oklahoma

GAME-BY-GAME

OPPONENT	KICKOFFS	TOUCHBACKS
at Illinois	6	4
Fordham	5	5
Buffalo	5	3
at Oklahoma	4	2
at Michigan St.		
Northwestern		
Michigan		
at Minnesota		
Purdue		
Ohio St.		
at Wisconsin		
Iowa		

CAREER KICKING STATS

YEAR	G/S	PAT	FG	PCT.	PTS	LG
2020*	9/0	3-4	0-0	0.0	3	-
2021	4/0	0-0	0-0	0.0	0	-
TOTAL	13/0	3-4	0-0	0.0	3	-

*at NAIA Morningside College

KICKOFFS: 79 att., 49 touchbacks**CAREER HIGHS**

Field Goal Attempts	none
Field Goals Made	none
Points	3 at Briar Cliff (2020)*
PATs	3 at Briar Cliff (2020)*
Kickoffs	9 twice*
Touchbacks	6 at Concordia [Neb.] (2020)*

*at NAIA Morningside College

**NICK
HENRICH**

#42

6-3 | 225 | R-FR. | ILB
OMAHA, NEB.**CAREER HONORS**

- Academic All-Big Ten (2020)
- 5-Time Nebraska Scholar-Athlete Honor Roll

CAREER HIGHLIGHTS

- Has posted double-digit tackles in two of his three career starts

SEASON HIGHLIGHTS

- Has a career-high 30 tackles after four games
- Made a game-high 11 tackles at Illinois, including a half tackle for loss
- Had four tackles vs. Fordham
- Posted eight tackles with a half tackle for loss against Buffalo with two hurries
- Posted seven tackles at No. 3 Oklahoma

GAME-BY-GAME

OPPONENT	UT-AT-TT	TFL-YD	SACK-YD
at Illinois	4-7-11	0.5-1	0.0-0
Fordham	2-2-4	0.0-0	0.0-0
Buffalo	4-4-8	0.5-1	0.0-0
at Oklahoma	1-6-7	0.0-0	0.0-0
at Michigan St.			
Northwestern			
Michigan			
at Minnesota			
Purdue			
Ohio St.			
at Wisconsin			
Iowa			

CAREER TACKLE STATS

YEAR	G/S	UT	AT	TT	TFL-YD	SCK-YD
2019*	1/0	0	0	0	0-0	0.0-0
2020	7/1	8	19	27	0.5-1	0.0-0
2021	4/4	11	19	30	1.0-2	0.0-0
TOTAL	12/5	19	38	57	1.5-3	0.0-0

*redshirt season

CAREER MISCELLANEOUS STATS

YEAR	FF	FR	PBU	INT	QBH	BLK
2019*	0	0	0	0	0	0
2020	0	0	0	0	2	0
2021	0	0	0	0	2	0
TOTAL	0	0	0	0	4	0

*redshirt season

CAREER HIGHS

Tackles	12 at Rutgers (2020)
TFLs	0.5 three times
Sacks	none
Breakups	none

**CHRIS
HICKMAN #87****6-5 | 215 | R-FR. | TE
OMAHA, NEB.****CAREER HONORS**

- Nebraska Scholar-Athlete Honor Roll (Spring 2020)

CAREER NOTES

- Has played both wide receiver and tight end in his Husker career

SEASON HIGHLIGHTS

- Was targeted three times but did not have a catch at Illinois
- Caught three passes for 90 yards vs. Buffalo, setting career highs in both categories and posting the longest catch of his career (54 yds)

GAME-BY-GAME

OPPONENT	REC.	YDS	TD	LONG
at Illinois	0	0	0	-
Fordham	0	0	0	-
Buffalo	3	90	0	54
at Oklahoma	0	0	0	-
at Michigan St.				
Northwestern				
Michigan				
at Minnesota				
Purdue				
Ohio St.				
at Wisconsin				
Iowa				


CAREER RECEIVING STATS

YEAR	G/S	REC.	YDS	Y/R	Y/G	TD
2019*	4/0	1	0	0.0	0.0	0
2020	6/0	1	0	0.0	0.0	0
2021	4/0	3	90	30.0	22.5	0
TOTAL	14/0	5	90	18.0	6.4	0

*redshirt season

CAREER HIGHS

Receptions	3 vs. Buffalo (2021)
Receiving Yards	90 vs. Buffalo (2021)
Receiving Touchdowns	none
Long Reception	54 vs. Buffalo (2021)

**TRENT
HIXSON #75****6-4 | 320 | JR. | OL
OMAHA, NEB.****CAREER HONORS**

- Big Ten Distinguished Scholar (2021)
- 3-Time Academic All-Big Ten
- 8-Time Nebraska Scholar-Athlete Honor Roll
- 4-Time Brook Berringer Citizenship Team
- 4-Time Tom Osborne Citizenship Team

SEASON HIGHLIGHTS

- Has played in three of four games
- Started at left guard at No. 3 Oklahoma, his 13th career start at the position

CAREER STATS

- Games: 22
(4 in 2018; 12 in 2019; 3 in 2020; 3 in 2021)
- Starts: 13 (12 in 2019; 1 in 2021)

**DAMIAN
JACKSON #38****6-2 | 270 | JR. | OLB
LAS VEGAS, NEV.****CAREER HONORS**

- Armed Forces Merit Award Finalist (2019)
- 2-Time Armed Forces Merit Award Nominee
- 3-Time Academic All-Big Ten
- 7-Time Nebraska Scholar-Athlete Honor Roll

PERSONAL NOTES

- Served as a member of the Navy SEALs before walking on at Nebraska
- Did not play football in high school

SEASON HIGHLIGHTS

- Has played in every game
- Made one solo tackle at Illinois
- Added another tackle against Fordham

GAME-BY-GAME

OPPONENT	UT-AT-TT	TFL-YD	SACK-YD
at Illinois	1-0-1	0.0-0	0.0-0
Fordham	0-1-1	0.0-0	0.0-0
Buffalo	0-0-0	0.0-0	0.0-0
at Oklahoma	0-0-0	0.0-0	0.0-0
at Michigan St.			
Northwestern			
Michigan			
at Minnesota			
Purdue			
Ohio St.			
at Wisconsin			
Iowa			

CAREER TACKLE STATS

YEAR	G/S	UT	AT	TT	TFL-YD	SCK-YD
2017					-Redshirt-	
2018	1/0	0	0	0	0-0	0.0-0
2019	2/0	1	1	2	0-0	0.0-0
2020	6/0	1	4	5	0.5-1	0.0-0
2021	4/0	1	1	2	0.0-0	0.0-0
TOTAL	13/0	3	6	9	0.5-1	0.0-0

CAREER MISCELLANEOUS STATS

YEAR	FF	FR	PBU	INT	QBH	BLK
2018*	0	0	0	0	0	0
2019	0	0	0	0	0	0
2020	0	0	0	0	0	0
2021	0	0	0	0	0	0
TOTAL	0	0	0	0	0	0

CAREER HIGHS

Tackles	2 twice
TFLs	0.5 vs. Minnesota (2020)
Sacks	none
Breakups	none

**RAHMIR JOHNSON #14****5-10 | 185 | R-FR. | RB
ORADELL, N.J.****CAREER HONORS**

- 2-Time Brook Berringer Citizenship Team
- 2-Time Tom Osborne Citizenship Team

SEASON HIGHLIGHTS

- Had four carries for 11 yards and a 13-yard kickoff return at Illinois
- Had five carries for 19 yards against Fordham and four carries for nine yards vs. Buffalo
- Made his first career start at No. 3 Oklahoma and had 103 all-purpose yards
- Rushed 11 times for 42 yards, had three catches for 49 yards - both career highs - and added a 12-yard kickoff return

GAME-BY-GAME

OPPONENT	ATT.	YDS	TD	LONG
at Illinois	4	11	0	7
Fordham	5	19	0	9
Buffalo	4	9	0	3
at Oklahoma	11	42	0	9
at Michigan St.				
Northwestern				
Michigan				
at Minnesota				
Purdue				
Ohio St.				
at Wisconsin				
Iowa				

CAREER RUSHING STATS

YEAR	G/S	ATT.	NET	Y/A	Y/G	TD
2019*	4/0	21	64	3.0	16.3	1
2020	6/0	8	30	3.8	5.0	1
2021	4/1	24	81	3.4	20.3	0
TOTAL	14/1	53	175	3.3	13.5	2

*redshirt season

RECEIVING: 10 rec., 103 yds, 0 TD**KICKOFF RETURNS:** 5 ret., 79 yds, 0 TD**CAREER HIGHS**

Rushing Attempts	18 at Maryland (2019)
Rushing Yards	55 at Maryland (2019)
Rushing Touchdowns	1 twice
Long Rush	13 at Maryland (2019)
Receptions	3 at Oklahoma (2021)
Receiving Yards	48 at Oklahoma (2021)
Receiving Touchdowns	none
Long Reception	17 yards at Ohio St. (2020)

**CAMERON JURGENS #51****6-3 | 290 | SO. | OL
BEATRICE, NEB.****CAREER HONORS**

- Rimington Trophy Watch List (2021)
- 2-Time Academic All-Big Ten
- 5-Time Nebraska Scholar-Athlete Honor Roll
- Brook Berringer Citizenship Team (2019)
- Tom Osborne Citizenship Team (2019)

CAREER NOTES

- Spent his true freshman season at tight end before switching to center in the spring of 2019
- In 2019, became the first freshman (true or redshirt) to start a game at center for Nebraska since freshmen regained eligibility in 1972
- 1 of 6 freshmen offensive linemen (true or redshirt) to start a season opener at Nebraska

SEASON HIGHLIGHTS

- Has started every game at center this season
- Helped Nebraska both pass and rush for 300 yards against Fordham, marking only the third game in program history the Huskers have totaled 300 yards rushing and passing

CAREER STATS

- **Games:** 24
(1 in 2018*; 12 in 2019; 7 in 2020; 4 in 2021)
- **Starts:** 23 (12 in 2019; 7 in 2020; 4 in 2021)

*redshirt season (at tight end)

**CHRIS KOLAREVIC #31****6-1 | 230 | JR. | ILB
TRAVERSE CITY, MICH.****CAREER HONORS**

- Nebraska Scholar-Athlete Honor Roll (Spring 2020)

CAREER NOTES

- Joined Nebraska as a graduate transfer from FCS Northern Iowa
- Played in 16 games with 15 starts at UNI from 2018-19, recording 144 tackles, 9.5 TFLs and 2.0 sacks

SEASON HIGHLIGHTS

- Made four tackles at Illinois in his Husker debut
- Had three tackles vs. Fordham and four stops against Buffalo

GAME-BY-GAME

OPPONENT	UT-AT-TT	TFL-YD	SACK-YD
at Illinois	2-2-4	0.0-0	0.0-0
Fordham	2-1-3	0.0-0	0.0-0
Buffalo	1-3-4	0.0-0	0.0-0
at Oklahoma	1-0-1	0.0-0	0.0-0
at Michigan St.			
Northwestern			
Michigan			
at Minnesota			
Purdue			
Ohio St.			
at Wisconsin			
Iowa			

CAREER TACKLE STATS

YEAR	G/S	UT	AT	TT	TFL-YD	SCK-YD
2017					Redshirt	
2018*	6/6	25	40	65	3.0-4	0.0-0
2019*	10/9	33	46	79	6.5-23	2.0-17
2020*					DNP (No FCS Fall Season)	
2021	4/0	6	6	12	0.0-0	0.0-0
TOTAL	20/15	64	92	156	9.5-27	2.0-17

*at FCS Northern Iowa

CAREER MISCELLANEOUS STATS

YEAR	FF	FR	PBU	INT	QBH	BLK
2017*						
2018*	0	0	4	1	0	0
2019*	0	1	1	1	1	0
2020*						
2021	0	0	0	0	0	0
TOTAL	0	1	5	2	1	0

*at FCS Northern Iowa

CAREER HIGHS

Tackles	19 vs. South Dakota (2019)*
TFLs	1.5 twice*
Sacks	1.0 twice*
Breakups	2 at Indiana State (2018)*
Interceptions	1 twice*

*at FCS Northern Iowa



WYATT LIEWER #85

6-4 | 195 | SO. | WR
O'NEILL NEB.

CAREER HONORS

- Nebraska Offensive Scout Team MVP (2018)
- 2-Time Academic All-Big Ten
- 6-Time Nebraska Scholar-Athlete Honor Roll
- Brook Berringer Citizenship Team (2019)
- Tom Osborne Citizenship Team (2019)

PERSONAL NOTES

- His father, Jamie, was a three-year letterwinner for the Huskers from 1990 to 1992, and a two-year starter on the defensive line

SEASON HIGHLIGHTS

- Has started every game at wide receiver
- Tied his career high with two catches at Illinois

GAME-BY-GAME

OPPONENT	REC.	YDS	TD	LONG
at Illinois	2	13	0	7
Fordham	0	0	0	-
Buffalo	0	0	0	-
at Oklahoma	0	0	0	-
at Michigan St.				
Northwestern				
Michigan				
at Minnesota				
Purdue				
Ohio St.				
at Wisconsin				
Iowa				

CAREER RECEIVING STATS

YEAR	G/S	REC.	YDS	Y/R	Y/G	TD
2018						
2019	0/0	0	0	0.0	0.0	0
2020	8/0	3	22	7.3	2.8	1
2021	4/4	2	13	6.5	3.3	0
TOTAL	12/4	5	35	7.0	2.9	1

CAREER HIGHS

Receptions	2 twice
Receiving Yards	22 vs. Minnesota (2020)
Receiving Touchdowns	1 at Purdue (2020)
Long Reception	10 at Purdue [TD] (2020)



OMAR MANNING #5

6-4 | 225 | JR. | WR
LANCASTER, TEXAS

CAREER NOTES

- Began his career at TCU, redshirting in 2017, before spending the 2018 and 2019 seasons at Kilgore College in Texas
- Nation's No. 1-ranked junior college wide receiver in the 2020 class

SEASON HIGHLIGHTS

- Caught the first two passes of his Husker career at Illinois, totaling 26 yards
- Caught three passes for 54 yards in his first career start against Fordham, including a career-long 32-yard grab
- Missed the Buffalo game with an injury
- Returned to catch two passes for 52 yards at No. 3 Oklahoma, including a 21-yard touchdown pass for his first career touchdown

GAME-BY-GAME

OPPONENT	REC.	YDS	TD	LONG
at Illinois	2	26	0	12
Fordham	3	54	0	32
Buffalo	-DNP (injured)-			
at Oklahoma	2	52	1	31
at Michigan St.				
Northwestern				
Michigan				
at Minnesota				
Purdue				
Ohio St.				
at Wisconsin				
Iowa				

CAREER RECEIVING STATS

YEAR	G/S	REC.	YDS	Y/R	Y/G	TD
2017*						
2017*						
2018						
2019						
2020	1/0	0	0	0.0	0.0	0
2021	3/1	7	132	18.9	44.0	0
TOTAL	4/1	7	132	18.9	33.0	0

*at TCU

CAREER HIGHS

Receptions	3 vs. Fordham (2021)
Receiving Yards	54 vs. Fordham (2021)
Receiving Touchdowns	1 at Oklahoma (2021)
Long Reception	32 vs. Fordham (2021)



OLIVER MARTIN #89

6-1 | 200 | JR. | WR
CORALVILLE, IOWA

CAREER HONORS

- Nebraska Scholar-Athlete Honor Roll (Spring 2020)

CAREER NOTES

- Has caught a touchdown pass for three different Big Ten teams (Michigan, Iowa and Nebraska)
- Began his collegiate career at Michigan (2017-18)
- Redshirted in 2017 and caught 11 passes for 125 yards and one touchdown in 13 games in 2018
- Transferred to Iowa in 2019 and was immediately eligible, totaling five catches for 28 yards
- Transferred to Nebraska in 2020 but did not receive an eligibility waiver until November

SEASON HIGHLIGHTS

- Posted his first career 100-yard receiving game at Illinois with a game-high 103 yards
- Set career highs in receptions (6) and receiving yards (103) while also recording the longest reception of his career (43 yards)
- Missed the Fordham, Buffalo and Oklahoma games with an injury

GAME-BY-GAME

OPPONENT	REC.	YDS	TD	LONG
at Illinois	6	103	1	43
Fordham	-DNP (injured)-			
Buffalo	-DNP (injured)-			
at Oklahoma	-DNP (injured)-			
at Michigan St.				
Northwestern				
Michigan				
at Minnesota				
Purdue				
Ohio St.				
at Wisconsin				
Iowa				

CAREER RECEIVING STATS

YEAR	G/S	REC.	YDS	Y/R	Y/G	TD
2017*						
2017*						
2018*	13/1	11	125	11.4	9.6	1
2019^	8/0	5	28	5.6	5.6	1
2020	5/4	5	63	12.6	12.6	0
2021	1/1	6	103	17.2	103.0	1
TOTAL	27/6	27	319	11.8	11.8	3

*at Michigan; ^at Iowa

RUSHING: 2 att., 16 yds, 0 TD

PUNT RETURNS: 1 ret. for 7 yds vs. Illinois (2020)

CAREER HIGHS

Receptions	6 at Illinois (2021)
Receiving Yards	103 at Illinois (2021)
Receiving Touchdowns	1 three times
Long Reception	43 at Illinois (2021)

*at Michigan; ^at Iowa



ADRIAN MARTINEZ

#2

6-2 | 212 | JR. | QB
FRESNO, CALIF.

CAREER HONORS

- 3-Time Team Captain (2019, 2020, 2021)
- Maxwell Award Watch List (2019, 2020, 2021)
- Johnny Unitas Award Watch List (2020, 2021)
- Senior Bowl Watch List (2021)
- AFCA Good Works Team Nominee (2021)
- Freshman All-American (2018)
- Honorable-Mention All-Big Ten (2018)
- National Performer of the Week (2018 vs. Minn.)
- National Freshman of the Week (2018 vs. Colo.)
- 3-Time Big Ten Freshman of the Week (2018)
- NU Outstanding Male Newcomer (2018-19)
- 2-Time Academic All-Big Ten
- 6-Time Nebraska Scholar-Athlete Honor Roll
- 3-Time Brook Berringer Citizenship Team
- 3-Time Tom Osborne Citizenship Team

NEBRASKA RECORDS

- Career 400-Yard Total Offense Games (5)
- Career 300-Yard Total Offense Games (16)
- Season Completion Percentage (71.5 in 2020)
- Season Total Offense Per Game (295.1 in 2018)
- Season 400-Yard Total Offense Games (3 in 2018)
- Season 300-Yard Total Offense Games (7 in 2018)
- Game Completion Pct. (90.0 at Iowa in 2020)

PERSONAL NOTES

- Graduated with his degree in business administration in May of 2021, completing his undergraduate work in 3 1/2 years

ACTIVE NCAA CAREER RANKINGS

- Quarterback Rushing Yards: 2nd (2,066)
- Completion Percentage: 5th (64.4)
- Total Offensive Yards Per Game: 7th (272.2)
- Total Offensive Yards: 10th (8,711)
- 1 of 2 active QBs with 6,000 career passing yards & 2,000 career rushing yards (also D'Eriq King)

CAREER NOTES

- Only three-time captain in Nebraska history
- Only Husker with four 1,000-yard passing seasons
- Is the only true freshman quarterback to start a season opener in Nebraska history
- 1 of 3 true freshmen quarterbacks to start for NU
- 1 of 2 Huskers with 6,000 career passing yards and 2,000 career rushing yards
- 1 of 3 Huskers to lead the team in rushing and passing in the same season (2020)
- 1 of 5 players in Big Ten history with 6,000 career passing yards and 2,000 career rushing yards
- Owns the top two single-game completion percentage marks in program history (2018 vs. Minnesota and 2020 at Iowa)
- 71.5 percent completion rate in 2020 ranked 4th nationally and was the 4th-highest mark ever in a Big Ten Conference season
- In 2018, posted the highest total offense average (295.1 ypg) ever by a true freshman quarterback at a Power Five school, the 10th-best mark by any FBS freshman and the fifth-best mark by a true freshman
- 1 of 6 freshmen in FBS history to average 200 passing yards & 50 rushing yards per game (1 of 2 true freshmen to hit both marks)

SEASON HIGHLIGHTS

- Leads the nation in 50-yard rushes (2) and 60-yard rushes (2)
- Leads the nation in 30-yard passes (10) and is 3rd in 50-yard passes (3) and 60-yard passes (2)
- 1 of 3 FBS quarterbacks to lead his team in rushing, passing and scoring (also Liberty's Malik Williams and Kansas' Jason Bean)
- Leads all FBS quarterbacks in rushing yards (290)
- Leads the Big Ten and ranks 7th nationally with 1,017 passing yards
- Leads the Big Ten and ranks 8th nationally with an average of 15.7 yards per completion
- Leads the Big Ten and ranks 7th nationally with an average of 10.3 yards per pass attempt
- Ranks 2nd in the Big Ten and 12th nationally with an average of 326.8 yards of offense per game
- Ranks third in the Big Ten and 20th nationally with a passer efficiency rating of 166.6
- Totaled 343 yards of offense at Illinois, including 232 passing yards and 111 rushing yards
- Played three quarters against Fordham, accounting for 287 yards of offense (254 passing, 33 rushing) and three touchdowns
- Totaled 354 yards of offense against Buffalo
- Rushed nine times for 112 yards vs. Buffalo, his sixth career 100-yard rushing game
- Accounted for 323 yards of offense and two touchdowns at No. 3 Oklahoma
- With 289 passing yards at Oklahoma, eclipsed 1,000 passing yards on the season, becoming the second Husker to throw for 1,000 yards in the first four games of a season (also Tommy Armstrong Jr.)

CAREER PASSING STATS

YEAR	G/S	CMP-ATT	PCT	YDS	TD	INT
2018	11/11	224-347	64.6	2,617	17	8
2019	10/10	149-251	59.4	1,956	10	9
2020	7/6	108-151	71.5	1,055	4	3
2021	4/4	65-99	65.7	1,017	5	1
TOTAL	32/31	546-848	64.4	6,645	36	21

Total Offense: 1,274 att., 8,711 yds, 62 TDs

CAREER RUSHING STATS

YEAR	G/S	ATT.	NET	Y/A	Y/G	TD
2018	11/11	140	629	4.5	57.2	8
2019	10/10	144	626	4.3	62.6	7
2020	7/6	91	521	5.7	74.4	7
2021	4/4	51	290	5.7	72.5	4
TOTAL	32/31	426	2,066	4.8	64.6	26

CAREER PASSING HIGHS

Attempts	42 twice
Completions	26 at Iowa (2018)
Yards	384 at Wisconsin (2018)
Touchdowns	3 three times
Long Pass	75 twice (both TDs)

CAREER RUSHING HIGHS

Attempts	23 at Rutgers (2020)
Yards	157 at Rutgers (2020)
Touchdowns	2 six times
Long Rush	75 at Illinois (2021)

CAREER TOTAL OFFENSE HIGHS

Attempts	60 vs. Purdue (2018)
Yards	446 at Illinois (2019)
Total Touchdowns	4 three times

MARTINEZ RECORD WATCH

PASSING YARDS

RK.	PLAYER, YEARS	YDS
1.	Tommy Armstrong Jr., 2013-17	8,871
2.	Taylor Martinez, 2010-13	7,258
3.	Adrian Martinez, 2018-pres.	6,645
4.	Zac Taylor, 2005-06	5,850

COMPLETIONS

RK.	PLAYER, YEARS	COMP.
1.	Tommy Armstrong Jr., 2013-16	625
2.	Taylor Martinez, 2010-13	575
3.	Adrian Martinez, 2018-present	546
4.	Zac Taylor, 2005-06	470

COMPLETION PERCENTAGE

RK.	PLAYER, YEARS	PCT.
1.	Joe Ganz, 2006-08	65.1
2.	Adrian Martinez, 2018-present	64.4
3.	Sam Keller, 2007	63.1

Minimum 1,000 career passing yards

TOTAL OFFENSE

RK.	PLAYER, YEARS	YDS
1.	Tommy Armstrong Jr., 2013-16	10,690
2.	Taylor Martinez, 2010-13	10,233
3.	Adrian Martinez, 2018-pres.	8,711
4.	Eric Crouch, 1998-2001	7,915

TOTAL OFFENSIVE YARDS PER GAME

RK.	PLAYER, YEARS	YPG
1.	Adrian Martinez, 2018-pres.	272.2
2.	Tanner Lee, 2017	253.8
3.	Tommy Armstrong Jr., 2013-16	237.6

Minimum 3,000 total yards

QUARTERBACK RUSHING YARDS

RK.	PLAYER, YEARS	YDS
1.	Eric Crouch, 1998-2001	3,434
2.	Taylor Martinez, 2010-13	2,975
3.	Jammal Lord, 2000-03	2,573
4.	Steve Taylor, 1985-88	2,125
5.	Adrian Martinez, 2018-present	2,066
6.	Tommie Frazier, 1992-95	1,955
7.	Tommy Armstrong Jr., 2013-16	1,819
8.	Scott Frost, 1996-97	1,533

250-YARD PASSING GAMES

RK.	PLAYER, YEARS	GMS
1.	Tommy Armstrong Jr., 2013-16	14
2.	Adrian Martinez, 2018-present	13
3.	Joe Ganz, 2006-08	11

300-YARD PASSING GAMES

RK.	PLAYER, YEARS	GMS
1.	Joe Ganz, 2006-08	8
2.	Tommy Armstrong Jr., 2013-16	6
3.	Taylor Martinez, 2010-13	4
4.	Adrian Martinez, 2018-present	3

300-YARD TOTAL OFFENSE GAMES

RK.	PLAYER, YEARS	GMS
1.	Adrian Martinez, 2018-present	16
2.	Tommy Armstrong Jr., 2013-16	13

400-YARD TOTAL OFFENSE GAMES

RK.	PLAYER, YEARS	GMS
1.	Adrian Martinez, 2018-present	5
2.	Joe Ganz, 2006-08	3

ADRIAN MARTINEZ CAREER GAME-BY-GAME STATISTICS

PASSING

2021 (4TH YEAR)

OPPONENT	COMP-ATT	YDS	TD	INT
at Illinois	16-32	232	1	0
Fordham	17-23	254	1	0
Buffalo	13-19	242	2	0
at Oklahoma	19-25	289	1	1
at Michigan St.				
Northwestern				
Michigan				
at Minnesota				
Purdue				
Ohio St.				
at Wisconsin				
Iowa				

2020 (JUNIOR)

OPPONENT	COMP-ATT	YDS	TD	INT
at Ohio St.	12-15	105	0	0
at Northwestern	12-27	125	0	1
Penn St.	-DNP-			
Illinois	3-4	43	1	0
at Iowa	18-20	174	0	0
at Purdue	23-30	242	1	0
Minnesota	16-27	111	1	0
at Rutgers	24-28	255	1	2

2019 (SOPHOMORE)

OPPONENT	COMP-ATT	YDS	TD	INT
South Alabama	13-22	178	0	1
at Colorado	16-26	290	2	1
Northern Illinois	16-27	257	2	0
at Illinois	22-34	328	3	0
Ohio St.	8-17	47	0	3
Northwestern	13-20	145	0	0
at Minnesota	-DNP (injured)-			
Indiana	-DNP (injured)-			
at Purdue	22-39	247	0	1
Wisconsin	13-23	220	1	1
at Maryland	16-25	194	2	1
Iowa	10-18	50	0	1

2018 (FRESHMAN)

OPPONENT	COMP-ATT	YDS	TD	INT
Colorado	15-20	187	1	1
Troy	-DNP (injured)-			
at Michigan	7-15	22	0	1
Purdue	25-42	323	2	1
at Wisconsin	24-42	384	2	0
at Northwestern	25-35	251	1	2
Minnesota	25-29	276	3	0
Bethune-Cookman	15-22	213	2	1
at Ohio St.	22-33	266	1	0
Illinois	24-34	290	3	1
Michigan St.	16-37	145	0	0
at Iowa	26-38	260	2	1

RUSHING

2021 (4TH YEAR)

OPPONENT	ATT.	YDS	TD	LONG
at Illinois	17	111	1	75
Fordham	8	33	2	19
Buffalo	9	112	0	71
at Oklahoma	17	34	1	10
at Michigan St.				
Northwestern				
Michigan				
at Minnesota				
Purdue				
Ohio St.				
at Wisconsin				
Iowa				

2020 (JUNIOR)

OPPONENT	ATT.	YDS	TD	LONG
at Ohio St.	13	85	1	39
at Northwestern	13	102	0	28
Penn St.	-DNP-			
Illinois	2	8	0	13
at Iowa	12	28	1	18
at Purdue	13	45	2	15
Minnesota	15	96	1	24
at Rutgers	23	157	2	41

2019 (SOPHOMORE)

OPPONENT	ATT.	YDS	TD	LONG
South Alabama	13	6	0	10
at Colorado	19	66	2	17
No. Illinois	11	44	1	11
at Illinois	18	118	0	44
Ohio St.	15	81	0	56
Northwestern	9	26	0	8
at Minnesota	-DNP (injured)-			
Indiana	-DNP (injured)-			
at Purdue	12	58	2	21
Wisconsin	16	89	1	45
at Maryland	10	94	1	30
Iowa	21	44	0	8

2018 (FRESHMAN)

OPPONENT	ATT.	YDS	TD	LONG
Colorado	15	117	2	41
Troy	-DNP (injured)-			
at Michigan	7	-12	0	15
Purdue	18	91	0	23
at Wisconsin	13	57	1	28
at Northwestern	13	37	0	13
Minnesota	15	125	1	53
Bethune-Cookman	2	-7	0	0
at Ohio St.	20	72	2	24
Illinois	13	55	1	30
Michigan St.	7	18	0	17
at Iowa	17	76	1	18

TOTAL OFFENSE

2021 (4TH YEAR)

OPPONENT	ATT.	PASS	RUSH	TOT
at Illinois	49	232	111	343
Fordham	31	254	33	287
Buffalo	28	242	112	354
at Oklahoma	42	289	34	323
at Michigan St.				
Northwestern				
Michigan				
at Minnesota				
Purdue				
Ohio St.				
at Wisconsin				
Iowa				

2020 (JUNIOR)


OPPONENT	ATT.	PASS	RUSH	TOT
at Ohio St.	28	105	85	190
at Northwestern	40	125	102	227
Penn St.	-DNP-			
Illinois	6	43	8	51
at Iowa	32	174	28	202
at Purdue	43	242	45	287
Minnesota	42	111	96	207
at Rutgers	51	255	157	412

2019 (SOPHOMORE)

OPPONENT	ATT.	PASS	RUSH	TOT
South Alabama	35	178	6	184
at Colorado	45	290	66	356
No. Illinois	38	257	44	301
at Illinois	52	328	118	446
Ohio St.	32	47	81	128
Northwestern	29	145	26	171
at Minnesota	-DNP (injured)-			
Indiana	-DNP (injured)-			
at Purdue	51	247	58	305
Wisconsin	39	220	89	309
at Maryland	35	194	94	288
Iowa	39	50	44	94

2018 (FRESHMAN)

OPPONENT	ATT.	PASS	RUSH	TOT
Colorado	35	187	117	304
Troy	-DNP (injured)-			
at Michigan	22	22	-12	10
Purdue	60	323	91	414
at Wisconsin	55	384	57	441
at Northwestern	48	251	37	288
Minnesota	44	276	125	401
Bethune-Cookman	24	213	-7	206
at Ohio St.	53	266	72	338
Illinois	47	290	55	345
Michigan St.	44	145	18	163
at Iowa	55	260	76	336



SEVION MORRISON #28

6-0 | 200 | FR. | RB
TULSA, OKLA.

CAREER HONORS

- Nebraska Scholar-Athlete Honor Roll (Spring 2020)

CAREER NOTES

- Broke former Oklahoma All-American Spencer Tillman's Edison High School career rushing record by more than 1,000 yards

SEASON HIGHLIGHTS

- Made his Husker debut on special teams at Illinois
- Had his first career carries against Fordham, rushing nine times for 31 yards and two touchdowns
- Rushed eight times for 24 yards vs. Buffalo

GAME-BY-GAME

OPPONENT	ATT.	YDS	TD	LONG
at Illinois	0	0	0	-
Fordham	9	31	2	9
Buffalo	8	24	0	5
at Oklahoma	1	1	0	1
at Michigan St.				
Northwestern				
Michigan				
at Minnesota				
Purdue				
Ohio St.				
at Wisconsin				
Iowa				

CAREER RUSHING STATS

YEAR	G/S	ATT.	NET	Y/A	Y/G	TD
2020						
2021	4/0	18	56	3.1	14.0	2
TOTAL	4/0	18	56	3.1	14.0	2

RECEIVING: 2 rec., -1 yds, 0 TDs

CAREER HIGHS

Attempts	9 vs. Fordham (2021)
Yards	31 vs. Fordham (2021)
Touchdowns	2 vs. Fordham (2021)
Long Rush	9 vs. Fordham (2021)
Receptions	1 twice
Receiving Yards	0 vs. Buffalo (2021)
Receiving Touchdowns	none
Long Reception	0 vs. Buffalo (2021)



CADE MUELLER #94

6-0 | 220 | SO. | LS
GRETNA, NEB.

CAREER HONORS

- 2-Time Academic All-Big Ten
- 4-Time Nebraska Scholar-Athlete Honor Roll

SEASON HIGHLIGHTS

- Handled all of the long-snapping duties at Illinois
- Was Nebraska's long snapper on punts against Fordham, Buffalo and Oklahoma

CAREER STATS

- Games: 12 (8 in 2020; 4 in 2021)



GARRETT NELSON #44

6-3 | 245 | SO. | OLB
SCOTTSBLUFF, NEB.

CAREER HONORS

- Academic All-Big Ten (2020)
- 3-Time Nebraska Scholar-Athlete Honor Roll

PERSONAL NOTES

- His father Chris was a two-time All-American wrestler at Nebraska

SEASON HIGHLIGHTS

- Leads Nebraska with 5.0 tackles for loss
- Has started every game, stretching his streak to 12 consecutive starts
- Made six tackles and set a career high with 2.5 tackles for loss at Illinois
- Marked his fourth consecutive game with at least one TFL
- Had two tackles vs. Fordham but saw his streak of four consecutive games with a TFL end
- Two of his three tackles vs. Buffalo went for a loss
- Had six tackles and a hurry at No. 3 Oklahoma

GAME-BY-GAME

OPPONENT	UT-AT-TT	TFL-YD	SACK-YD
at Illinois	3-3-6	2.5-9	0.5-3
Fordham	0-2-2	0.0-0	0.0-0
Buffalo	2-1-3	2.0-4	0.0-0
at Oklahoma	2-4-6	0.5-1	0.0-0
at Michigan St.			
Northwestern			
Michigan			
at Minnesota			
Purdue			
Ohio St.			
at Wisconsin			
Iowa			

CAREER TACKLE STATS

YEAR	G/S	UT	AT	TT	TFL-YD	SCK-YD
2019	11/0	4	11	15	2-5	0.0-0
2020	8/8	16	14	30	4.0-16	1.5-10
2021	4/4	7	10	17	5.0-14	0.5-3
TOTAL	23/12	27	35	62	11.0-35	2.0-13

CAREER MISCELLANEOUS STATS

YEAR	FF	FR	PBU	INT	QBH	BLK
2019	0	0	0	0	0	0
2020	0	0	0	0	1	0
2021	0	0	0	0	2	0
TOTAL	0	0	0	0	3	0

CAREER HIGHS

Tackles	9 vs. Penn St. (2020)
TFLs	2.5 at Illinois (2021)
Sacks	1.5 at Purdue (2020)
Breakups	none

**QUINTON NEWSOME #6****6-1 | 185 | SO. | CB
SUWANEE, GA.****CAREER HONORS**

- 2-Time Nebraska Scholar-Athlete Honor Roll
- Brook Berringer Citizenship Team (2020)
- Tom Osborne Citizenship Team (2020)

SEASON HIGHLIGHTS

- Made his second career start and finished with five tackles at Illinois
- Tied for the team-high with five tackles against Fordham, including his first career tackle for loss with a four-yard sack
- Made three stops against Buffalo
- Had a career-high seven tackles at No. 3 Oklahoma with his first career pass breakup and second career TFL

GAME-BY-GAME

OPPONENT	UT-AT-TT	TFL-YD	PBU	INT
at Illinois	3-2-5	0.0-0	0	0
Fordham	3-2-5	1.0-4	0	0
Buffalo	1-2-3	0.0-0	0	0
at Oklahoma	6-1-7	1.0-2	1	0
at Michigan St.				
Northwestern				
Michigan				
at Minnesota				
Purdue				
Ohio St.				
at Wisconsin				
Iowa				

CAREER TACKLE STATS

YEAR	G/S	UT	AT	TT	TFL-YD	SCK-YD
2019	10/0	0	0	0	0-0	0.0-0
2020	8/1	9	2	11	0.0-0	0.0-0
2021	4/4	13	7	20	2.0-6	1.0-4
TOTAL	22/5	22	9	31	2.0-6	1.0-4

CAREER MISCELLANEOUS STATS

YEAR	FF	FR	PBU	INT	QBH	BLK
2019	0	0	0	0	0	0
2020	1	0	0	0	0	0
2021	0	0	1	0	0	0
TOTAL	1	0	1	0	0	0

CAREER HIGHS

Tackles	7 at Oklahoma
TFLs	1.0 twice
Sacks	1.0 twice
Breakups	1 at Oklahoma

**PHELDARIUS PAYNE #0****6-3 | 260 | JR. | OLB
SUFFOLK, VA.****SEASON HIGHLIGHTS**

- Set career highs with 2.0 sacks and 2.0 TFLs at Illinois while finishing with five tackles, one shy of his career high
- Had one tackle each against Fordham and Buffalo

GAME-BY-GAME

OPPONENT	UT-AT-TT	TFL-YD	SACK-YD
at Illinois	2-3-5	2.0-11	2.0-11
Fordham	0-1-1	0.0-0	0.0-0
Buffalo	0-1-1	0.0-0	0.0-0
at Oklahoma	0-0-0	0.0-0	0.0-0
at Michigan St.			
Northwestern			
Michigan			
at Minnesota			
Purdue			
Ohio St.			
at Wisconsin			
Iowa			

CAREER TACKLE STATS

YEAR	G/S	UT	AT	TT	TFL-YD	SCK-YD
2020	8/0	8	13	21	2.0-7	1.0-6
2021	4/0	2	5	7	2.0-11	2.0-11
TOTAL	12/0	10	18	28	4.0-18	3.0-17

CAREER MISCELLANEOUS STATS

YEAR	FF	FR	PBU	INT	QBH	BLK
2020	0	0	2	0	2	0
2021	0	0	0	0	0	0
TOTAL	0	0	2	0	2	0

CAREER HIGHS

Tackles	6 vs. Penn St. (2020)
TFLs	2.0 at Illinois (2021)
Sacks	2.0 at Illinois (2021)
Breakups	1 twice

**CAMERON PIEPER #91****6-3 | 260 | SO. | LS
LINCOLN, NEB.****CAREER HONORS**

- 2-Time Big Ten Distinguished Scholar
- 2-Time Academic All-Big Ten
- 6-Time Nebraska Scholar-Athlete Honor Roll
- 2-Time Brook Berringer Citizenship Team
- 2-Time Tom Osborne Citizenship Team

SEASON HIGHLIGHTS

- Handled the snapping duties on the field goal and PAT units against Fordham, Buffalo and Oklahoma

CAREER STATS

- Games: 11 (8 in 2020; 3 in 2021)

**ETHAN PIPER #57****6-4 | 300 | R-FR. | OL
NORFOLK, NEB.****CAREER HONORS**

- Big Ten Distinguished Scholar (2021)
- Academic All-Big Ten (2020)
- 4-Time Nebraska Scholar-Athlete Honor Roll
- Sam Foltz 27 Hero Leadership Award (2021)
- Brook Berringer Citizenship Team (2021)
- Tom Osborne Citizenship Team (2021)

CAREER NOTES

- Played in one game while redshirting in 2019, becoming the 13th true freshman offensive lineman to play in a game at Nebraska

SEASON HIGHLIGHTS

- Started the first three games at left guard
- Helped Nebraska both pass and rush for 300 yards against Fordham, marking only the third game in program history the Huskers have totaled 300 yards rushing and passing

CAREER STATS

- Games: 13 (1 in 2019; 8 in 2020; 4 in 2021)
- Starts: 10 (7 in 2020; 3 in 2021)

**WILLIAM PRZYSTUP #90****6-4 | 250 | SO. | P
OVIEDO, FLA.****CAREER NOTES**

- Began his career at Michigan State, playing in four games while redshirting in 2018

SEASON HIGHLIGHTS

- Has been Nebraska's holder in every game this season
- Was the starting punter at No. 3 Oklahoma, averaging a career-high 50.0 yards on his two punts

PUNTING GAME-BY-GAME

OPPONENT	NO.	AVG	I20	LONG
at Illinois	0	0	0	-
Fordham	0	0	0	-
Buffalo	0	0	0	-
at Oklahoma	2	50.0	0	52
at Michigan St.				
Northwestern				
Michigan				
at Minnesota				
Purdue				
Ohio St.				
at Wisconsin				
Iowa				

CAREER PUNTING STATS

YEAR	NO.	AVG	LG	TB	I20	50+	BLK
2018*^	27	40.6	55	3	9	5	0
2019	0	0.0	-	0	0	0	0
2020	24	41.3	56	1	7	5	0
2021	2	50.0	52	0	0	1	0
TOTAL	53	41.3	56	4	16	11	0

*at Michigan State

^redshirt season

KICKOFFS: 34 att., 11 touchbacks**CAREER PUNTING HIGHS**

Punts	8 vs. Rutgers (2018)*
Average	50.0 at Oklahoma (2021)
Inside 20	5 vs. Rutgers (2018)*
50-Yard Punts	2 twice*
Long Punt	56 twice

*at Michigan State

**LUKE REIMER #28****6-1 | 225 | SO. | ILB
LINCOLN, NEB.****CAREER HONORS**

- Big Ten Defensive Player of the Week (9/13/21)
- Academic All-Big Ten (2020)
- Nebraska Scholar-Athlete Honor Roll (Spring 2020)

CAREER NOTES

- Joined NU as a walk-on and earned his way into the linebacker rotation in 2019 as a true freshman
- Was placed on scholarship prior to the 2020 season

SEASON HIGHLIGHTS

- Totalled eight tackles at Illinois with a half tackle for loss and a forced fumble that led to a takeaway
- Had four solo stops and a quarterback hurry against Fordham
- Recorded a career-high 16 tackles against Buffalo, the most by a Husker since 2015
- Also recorded the first interception and first pass breakup of his career en route to being named the Big Ten Defensive Player of the Week
- Totalled seven tackles, a half TFL and a quarterback hurry at No. 3 Oklahoma

GAME-BY-GAME

OPPONENT	UT-AT-TT	TFL-YD	SACK-YD
at Illinois	3-5-8	0.5-0	0.0-0
Fordham	4-0-4	0.0-0	0.0-0
Buffalo	7-9-16	0.0-0	0.0-0
at Oklahoma	3-4-7	0.5-1	0.0-0
at Michigan St.			
Northwestern			
Michigan			
at Minnesota			
Purdue			
Ohio St.			
at Wisconsin			
Iowa			

CAREER TACKLE STATS

YEAR	G/S	UT	AT	TT	TFL-YD	SCK-YD
2019	10/0	7	4	11	1-4	0.0-0
2020	6/5	29	11	40	5.0-18	2.0-12
2021	4/4	17	18	35	1.0-1	0.0-0
TOTAL	20/9	53	33	86	7.0-23	2.0-12

CAREER MISCELLANEOUS STATS

YEAR	FF	FR	PBU	INT	QBH	BLK
2019	0	1	0	0	0	0
2020	1	0	0	0	0	0
2021	1	0	1	1	2	0
TOTAL	2	1	1	1	2	0

CAREER HIGHS

Tackles	16 vs. Buffalo (2021)
TFLs	1.5 at Northwestern (2020)
Sacks	1.0 twice
Breakups	1 vs. Buffalo (2021)
Interceptions	1 vs. Buffalo (2021)

**TY ROBINSON #99****6-6 | 305 | R-FR. | DL
GILBERT, ARIZ.****CAREER HONORS**

- Nebraska Scholar-Athlete Honor Roll (Fall 2020)

SEASON HIGHLIGHTS

- Tied his career high with four tackles at Illinois
- Made two tackles against Fordham
- Had three tackles against Buffalo, including one tackle for loss
- Made three more tackles at No. 3 Oklahoma

GAME-BY-GAME

OPPONENT	UT-AT-TT	TFL-YD	SACK-YD
at Illinois	1-3-4	0.0-0	0.0-0
Fordham	0-2-2	0.0-0	0.0-0
Buffalo	2-1-3	1.0-2	0.0-0
at Oklahoma	2-1-3	0.0-0	0.0-0
at Michigan St.			
Northwestern			
Michigan			
at Minnesota			
Purdue			
Ohio St.			
at Wisconsin			
Iowa			

CAREER TACKLE STATS

YEAR	G/S	UT	AT	TT	TFL-YD	SCK-YD
2019	3/0	0	0	0	0-0	0.0-0
2020	8/7	5	12	17	2.0-3	0.0-0
2021	4/1	5	7	12	1.0-2	0.0-0
TOTAL	15/8	10	19	29	3.0-5	0.0-0

*redshirt season

CAREER MISCELLANEOUS STATS

YEAR	FF	FR	PBU	INT	QBH	BLK
2019	0	0	0	0	0	0
2020	0	0	0	0	2	0
2021	0	0	0	0	0	0
TOTAL	0	0	0	0	2	0

*redshirt season

CAREER HIGHS

Tackles	4 twice
TFLs	1.0 three times
Sacks	none
Breakups	none

**MATT SIGHTERMAN #70****6-4 | 310 | JR. | OL
CINCINNATI, OHIO****CAREER HONORS**

- 3-Time Big Ten Distinguished Scholar
- 3-Time Academic All-Big Ten
- 8-Time Nebraska Scholar-Athlete Honor Roll
- 4-Time Brook Berringer Citizenship Team
- 4-Time Tom Osborne Citizenship Team

PERSONAL NOTES

- Earned his degree in software engineering in May of 2021
- One of three triplets along with his sister, Megan (swimmer at Tennessee) and brother Dan (former tight end at Iowa State)

SEASON HIGHLIGHTS

- Has started every game at right guard this year, including his first career start at Illinois
- Helped Nebraska both pass and rush for 300 yards against Fordham, marking only the third game in program history the Huskers have totaled 300 yards rushing and passing

CAREER STATS

- **Games:** 28
(4 in 2018; 12 in 2019; 8 in 2020; 4 in 2021)
- **Starts:** 4 (4 in 2021)

**LOGAN SMOTHERS #8****6-2 | 195 | FR. | QB
MUSCLE SHOALS, ALA.****CAREER HONORS**

- 3-Time Nebraska Scholar-Athlete Honor Roll

SEASON HIGHLIGHTS

- Saw action as Nebraska's No. 2 quarterback in wins over Fordham and Buffalo
- Completed 4-of-7 passes for 50 yards and rushed four times for 36 yards in his Husker debut against Fordham
- Completed a 54-yard pass and added a two-yard rush the next week vs. Buffalo

CAREER PASSING STATS

YEAR	G/S	CMP-ATT	PCT	YDS	TD	INT
2020		Did Not Play				
2021	2/0	5-8	62.5	104	0	0
TOTAL	2/0	5-8	62.5	104	0	0

Total Offense: 13 att., 142 yds, 0 TDs**CAREER RUSHING STATS**

YEAR	G/S	ATT.	NET	Y/A	Y/G	TD
2020		Did Not Play				
2021	2/0	5	38	7.6	19.0	0
TOTAL	2/0	5	38	7.6	19.0	0

CAREER PASSING HIGHS

Attempts	7 vs. Fordham (2021)
Completions	4 vs. Fordham (2021)
Yards	54 vs. Buffalo (2021)
Touchdowns	none
Long Pass	54 vs. Buffalo (2021)

CAREER RUSHING HIGHS

Attempts	4 vs. Fordham (2021)
Yards	36 vs. Fordham (2021)
Touchdowns	none
Long Rush	15 vs. Fordham (2021)

CAREER TOTAL OFFENSE HIGHS

Attempts	11 vs. Fordham (2021)
Yards	86 vs. Fordham (2021)
Total Touchdowns	none

**MARKESE STEPP #30****6-1 | 230 | SO. | RB
INDIANAPOLIS, IND.****CAREER NOTES**

- Spent his first three seasons at USC (2018-20)
- Carried 100 times for 505 yards and six touchdowns with the Trojans

SEASON HIGHLIGHTS

- Had three carries for 10 yards at Illinois and caught a career-long 30-yard pass
- Produced his first career 100-yard rushing effort with 18 carries for 101 yards vs. Fordham
- Earned his first career start against Buffalo

GAME-BY-GAME

OPPONENT	ATT.	YDS	TD	LONG
at Illinois	3	10	1	7
Fordham	18	101	0	19
Buffalo	9	17	0	7
at Oklahoma	-Did Not Play-			
at Michigan St.				
Northwestern				
Michigan				
at Minnesota				
Purdue				
Ohio St.				
at Wisconsin				
Iowa				

CAREER RUSHING STATS


YEAR	G/S	ATT.	NET	Y/A	Y/G	TD
2018*^	4/0	7	33	4.7	8.3	0
2019*	6/0	48	307	6.4	51.2	3
2020*	5/0	45	165	3.7	33.0	3
2021	3/1	30	128	4.3	42.7	1
TOTAL	18/1	130	633	4.9	35.2	8

*USC; ^redshirt

RECEIVING: 6 rec., 64 yds, 0 TDs**CAREER HIGHS**

Attempts	18 vs. Fordham (2021)
Yards	101 vs. Fordham (2021)
Touchdowns	1 seven times
Long Rush	35 at Washington (2019)*
Receptions	2 vs. Arizona St. (2020)*
Receiving Yards	30 at Illinois (2021)
Receiving Touchdowns	none
Long Reception	30 at Illinois (2021)

*USC

**BEN
STILLE**

#95

**6-5 | 290 | SR. | DL
ASHLAND, NEB.****CAREER HONORS**

- Senior Bowl Watch List (2021)
- Campbell Trophy Semifinalist (2020)
- 2-Time Wuerffel Trophy Watch List
- 2-Time AFCA Good Works Team Nominee
- Honorable-Mention All-Big Ten (2020)
- Big Ten Sportsmanship Award (2019)
- BTN All-Freshman Team (2017)
- Big Ten Freshman of the Week (2017 vs. Illinois)
- 2-Time Academic All-District VII
- Big Ten Distinguished Scholar (2020)
- 4-Time Academic All-Big Ten
- 8-Time Nebraska Scholar-Athlete Honor Roll
- Sam Foltz Hero 27 Leadership Award (2019)
- 5-Time Brook Berringer Citizenship Team
- 5-Time Tom Osborne Citizenship Team

PERSONAL NOTES

- Earned his bachelor's degree in nutrition and health sciences in 2019
- Earned his master's degree in nutrition and health sciences in May of 2021

CAREER NOTES

- 1st Husker freshman to lead NU in TFLs (10 in 2017) since the stat began being tracked in 1968
- 1st Husker freshman to lead NU in sacks (3.5 in 2017) since the stat became official in 1981
- 1 of 17 four-time academic all-conference honorees in program history

SEASON HIGHLIGHTS

- Has started every game this season, extending his streak to 12 consecutive starts
- Had four tackles at Illinois
- Had a two-yard tackle for loss vs. Fordham
- Finished with four tackles and a half TFL against Buffalo while adding three quarterback hurries
- Tied his career high with five tackles at No. 3 Oklahoma, including a tackle for loss

GAME-BY-GAME

OPPONENT	UT-AT-TT	TFL-YD	SACK-YD
at Illinois	2-2-4	0.0-0	0.0-0
Fordham	1-0-1	1.0-2	0.0-0
Buffalo	1-3-4	0.5-1	0.0-0
at Oklahoma	1-4-5	1.0-1	0.0-0
at Michigan St.			
Northwestern			
Michigan			
at Minnesota			
Purdue			
Ohio St.			
at Wisconsin			
Iowa			

CAREER TACKLE STATS

YEAR	G/S	UT	AT	TT	TFL-YD	SCK-YD
2016						
2017	9/1	12	12	24	10-38	3.5-27
2018	12/11	10	15	25	5-28	5.0-28
2019	12/2	13	18	31	8-38	3.0-20
2020	8/8	12	15	27	3.0-13	1.5-11
2021	4/4	5	9	14	2.5-4	0.0-0
TOTAL	45/26	52	69	121	28.5-121	13.0-86

CAREER MISCELLANEOUS STATS

YEAR	FF	FR	PBU	INT	QBH	BLK
2016						
2017	1	0	1	0	1	0
2018	0	0	2	0	6	0
2019	0	0	1	0	5	0
2020	0	0	0	0	3	0
2021	0	0	0	0	3	0
TOTAL	1	0	4	0	18	0

CAREER HIGHS

Tackles	5 four times
TFLs	3.0 at Illinois (2017)
Sacks	1.5 at Purdue (2020)
Breakups	2 vs. Bethune-Cookman (2018)

**CALEB
TANNOR**

#2

**6-3 | 225 | JR. | OLB
STONE RIDGE, GA.****CAREER HONORS**

- Nebraska Scholar-Athlete Honor Roll (Spring 2019)
- Brook Berringer Citizenship Team (2019)
- Tom Osborne Citizenship Team (2019)

SEASON HIGHLIGHTS

- Had a TFL and three total tackles at Illinois
- Totaled four tackles against Buffalo
- Added four more tackles at No. 3 Oklahoma

GAME-BY-GAME

OPPONENT	UT-AT-TT	TFL-YD	SACK-YD
at Illinois	2-1-3	1.0-2	0.0-0
Fordham	1-0-1	0.0-0	0.0-0
Buffalo	2-2-4	0.0-0	0.0-0
at Oklahoma	1-3-4	0.0-0	0.0-0
at Michigan St.			
Northwestern			
Michigan			
at Minnesota			
Purdue			
Ohio St.			
at Wisconsin			
Iowa			

CAREER TACKLE STATS

YEAR	G/S	UT	AT	TT	TFL-YD	SCK-YD
2018	12/0	6	4	10	1-7	1.0-7
2019	12/5	9	8	17	4-15	2.5-14
2020	8/5	10	13	23	2.5-19	2.0-18
2021	4/4	6	6	12	1.0-2	0.0-0
TOTAL	36/14	31	31	62	8.5-43	5.5-39

CAREER MISCELLANEOUS STATS

YEAR	FF	FR	PBU	INT	QBH	BLK
2018	0	0	0	0	0	0
2019	0	0	1	0	0	0
2020	1	0	0	0	2	0
2021	0	0	1	0	0	0
TOTAL	1	0	2	0	2	0

CAREER HIGHS

Tackles	5 twice
TFLs	2.0 vs. Northwestern (2019)
Sacks	1.0 four times
Breakups	1 at Illinois (2019)



CAM TAYLOR-BRITT #5

6-0 | 197 | JR. | CB
MONTGOMERY, ALA.

CAREER HONORS

- Team Captain (2021)
- Senior Bowl Watch List (2021)
- Second-Team All-Big Ten (2020)
- Honorable-Mention All-Big Ten (2019)
- Nebraska Boyd Epley Lifter of the Year (2019)
- 3-Time Nebraska Scholar-Athlete Honor Roll
- Brook Berringer Citizenship Team (2019)
- Tom Osborne Citizenship Team (2019)

CAREER NOTES

- Ranked 3rd nationally with four forced fumbles in 2019, the most by any Husker since 1999

SEASON HIGHLIGHTS

- Made two tackles at Illinois while helping limit the Illini to 159 passing yards
- Made two more tackles as Nebraska held Fordham to 163 passing yards
- Had three tackles and a breakup vs. Buffalo
- Matched that line with three more tackles and another breakup at No. 3 Oklahoma
- Had three tackles and a breakup vs. Buffalo
- Helped the Huskers hold Spencer Rattler to the lowest quarterback rating in any of his first 14 career starts

GAME-BY-GAME

OPPONENT	UT-AT-TT	TFL-YD	PBU	INT
at Illinois	2-0-2	0.0-0	0	0
Fordham	2-0-2	0.0-0	0	0
Buffalo	2-1-3	0.0-0	1	0
at Oklahoma	2-1-3	0.0-0	1	0
at Michigan St.				
Northwestern				
Michigan				
at Minnesota				
Purdue				
Ohio St.				
at Wisconsin				
Iowa				

CAREER TACKLE STATS							
YEAR	G/S	UT	AT	TT	TFL-YD	SCK-YD	
2018	11/0	9	3	12	0-0	0.0-0	
2019	11/9	29	20	49	4-20	1.5-15	
2020	8/7	23	5	28	3.0-6	0.0-0	
2021	4/4	8	2	10	0.0-0	0.0-0	
TOTAL	34/20	69	30	99	7.0-26	1.5-15	

CAREER MISCELLANEOUS STATS							
YEAR	FF	FR	PBU	INT	QBH	BLK	
2018	0	1	3	0	0	0	
2019	4	1	3	3	0	0	
2020	0	0	4	2	0	0	
2021	0	0	2	0	0	0	
TOTAL	4	2	12	5	0	0	

PUNT RETURNS: 9 att., 81 yards, 0 TDs

CAREER HIGHS	
Tackles	7 vs. Ohio St. (2019)
TFLs	2.0 vs. South Alabama (2019)
Sacks	1.0 vs. South Alabama (2019)
Breakups	2 at Purdue (2020)
Interceptions	1 five times
Interception Returns for TD	1 vs. Iowa (2019)



DEONTRE THOMAS #97

6-3 | 295 | JR. | DL
MUSTANG, OKLA.

CAREER HONORS

- 2-Time Nebraska Scholar-Athlete Honor Roll

PERSONAL NOTES

- Earned his degree in criminology and criminal justice in August of 2021

SEASON HIGHLIGHTS

- Made three stops at Illinois, including a half sack for his first career sack
- Made three more tackles against Buffalo
- Also lined up at fullback on a 1-yard touchdown run from Gabe Ervin Jr.
- Had four tackles in his return to his home state at No. 3 Oklahoma

GAME-BY-GAME

OPPONENT	UT-AT-TT	TFL-YD	SACK-YD
at Illinois	1-2-3	0.5-3	0.5-3
Fordham	0-0-0	0.0-0	0.0-0
Buffalo	1-2-3	0.0-0	0.0-0
at Oklahoma	3-1-4	0.0-0	0.0-0
at Michigan St.			
Northwestern			
Michigan			
at Minnesota			
Purdue			
Ohio St.			
at Wisconsin			
Iowa			

CAREER TACKLE STATS							
YEAR	G/S	UT	AT	TT	TFL-YD	SCK-YD	
2017	10/0	4	10	14	0-0	0.0-0	
2018*	4/0	4	0	4	1-1	0.0-0	
2019	12/0	8	11	19	2-3	0.0-0	
2020	2/0	0	0	0	0.0-0	0.0-0	
2021	4/0	5	5	10	0.5-3	0.5-3	
TOTAL	32/0	21	26	47	3.5-7	0.5-3	

*redshirt season

CAREER MISCELLANEOUS STATS							
YEAR	FF	FR	PBU	INT	QBH	BLK	
2017	0	0	0	0	0	0	
2018*	0	0	0	0	0	0	
2019	0	0	1	0	0	0	
2020	0	0	0	0	0	0	
2021	0	0	0	0	0	0	
TOTAL	0	0	1	0	0	0	

*redshirt season

CAREER HIGHS	
Tackles	5 vs. Northern Illinois (2019)
TFLs	1 three times
Sacks	0.5 at Illinois (2021)
Breakups	1 vs. Northern Illinois (2019)



SAMORI TOURE

#3

6-3 | 190 | SR. | WR
PORTLAND, ORE.

CAREER HONORS

- Senior Bowl Watch List (2021)
- FCS Third-Team All-American (2019 at Mont.)
- First-Team All-Big Ten Sky (2019 at Mont.)
- Nebraska Scholar-Athlete Honor Roll (Spring 2021)

FCS RECORDS

- Receiving Yards (Playoffs): 303 vs. SE La. (2019)

CAREER NOTES

- Grad transfer from Montana (2016-19)
- Played in 36 games with 25 starts for the Griz
- Caught 155 career passes at Montana for 2,468 yards & 20 touchdowns
- Set an FBS Playoff record with 303 receiving yards against Southeastern Louisiana
- Ranks 3rd among all active FBS players with 2,821 career receiving yards (active FBS rankings include a player's stats from FCS teams)

SEASON HIGHLIGHTS

- Leads the nation with two 60-yard catches
- Ranks 2nd in the Big Ten and 19th nationally nationally with 333 receiving yards
- Ranks 3rd in the Big Ten in yards per catch (20.8)
- Had three catches for 37 yards and two carries for nine yards in his Husker debut at Illinois
- Had his first 100-yard receiving game at NU with eight catches for 133 yards against Fordham
- Added three carries for 35 yards with his first career rushing touchdown vs. Fordham
- Caught two passes for 136 yards vs. Buffalo - both 68-yard touchdown receptions - to post his 10th career 100-yard receiving game
- Had three catches for 27 yards at No. 3 Oklahoma

GAME-BY-GAME

OPPONENT	REC.	YDS	TD	LONG
at Illinois	3	37	0	16
Fordham	8	133	0	31
Buffalo	2	136	2	68
at Oklahoma	3	27	0	11
at Michigan St.				
Northwestern				
Michigan				
at Minnesota				
Purdue				
Ohio St.				
at Wisconsin				
Iowa				

CAREER RECEIVING STATS

YEAR	G/S	REC.	YDS	Y/R	Y/G	TD
2016*						
			Redshirt			
2017*	11/1	31	533	17.8	50.3	5
2018*	11/10	37	440	11.9	40.0	2
2019*	14/14	87^	1,495^	17.2	106.8	13
2020*						
			Did Not Play			
2021	4/3	16	333	20.8	83.3	2
TOTAL	40/28	171	2,801	16.4	70.0	22

*at FCS Montana; ^Montana record

RUSHING: 11 att., 58 yds, 1 TD

CAREER HIGHS

Receptions	12 vs. Southeastern La. (2019)*
Receiving Yds	303 vs. Southeastern La. (2019)*^
Receiving Touchdowns	3 three times*
Long Reception	81 at Weber St. (2017)*
Touchdown Pass	1 vs. Illinois St. (2017)*

*at FCS Montana; ^Montana record



TRAVIS VOKOLEK

6-6 | 260 | JR. | TE
SPRINGFIELD, MO.

CAREER HONORS

- Senior Bowl Watch List (2021)
- Nebraska Offensive Scout Team MVP (2019)
- Academic All-Big Ten (2020)
- 4-Time Nebraska Scholar-Athlete Honor Roll

PERSONAL NOTES

- His father, D.J., is the assistant head football coach at Northern Iowa
- His uncle is Terry Allen, who compiled a 133-125 record as the head coach of Northern Iowa (1989-96), Kansas (1997-2001) and Missouri State (2006-14)

CAREER NOTES

- Spent two seasons at Rutgers (2017-18) before transferring to Nebraska
- Played in 19 games and caught 17 passes for 198 yards with two touchdowns in his two seasons at Rutgers

SEASON HIGHLIGHTS

- Missed the first three games of the season due to injury
- Started his season debut at No. 3 Oklahoma and caught a career-long 38-yard pass

GAME-BY-GAME

OPPONENT	REC.	YDS	TD	LONG
at Illinois	-DNP (injured)-			
Fordham	-DNP (injured)-			
Buffalo	-DNP (injured)-			
at Oklahoma	1	38	0	38
at Michigan St.				
Northwestern				
Michigan				
at Minnesota				
Purdue				
Ohio St.				
at Wisconsin				
Iowa				

CAREER RECEIVING STATS

YEAR	G/S	REC.	YDS	Y/R	Y/G	TD
2017*	7/2	1	14	14.0	2.0	0
2018*	12/7	16	184	11.5	15.3	2
2019						
			Transfer (Redshirt)			
2020	8/4	9	91	10.1	11.4	0
2021	1/1	1	38	38.0	38.0	0
TOTAL	28/14	27	327	12.1	8.5	2

*at Rutgers

CAREER HIGHS

Receptions	5 vs. Illinois (2018)*
Receiving Yards	69 at Michigan St. (2018)*
Receiving Touchdowns	1 twice (both in 2018)*
Long Reception	38 at Oklahoma (2021)

*at Rutgers



DEONTAI WILLIAMS

#8

6-1 | 205 | SR. | S
JACKSONVILLE, FLA.

CAREER HONORS

- Senior Bowl Watch List (2021)
- Honorable-Mention All-Big Ten (2020)
- Nebraska Scholar-Athlete Honor Roll (Fall 2018)

PERSONAL NOTES

- Earned his degree in December of 2019
- His father, Roosevelt, was a 3rd-round NFL Draft pick in 2002 and played two seasons in the NFL

CAREER NOTES

- Has missed nearly two full seasons due to injury, playing in only the season opener at Jones County CC in 2016 and at Nebraska in 2019

SEASON HIGHLIGHTS

- Leads the Big Ten and ranks 9th nationally with two interceptions
- Totaled six tackles, including a TFL, in the season opener at Illinois
- Had four tackles and a career-high two interceptions against Fordham
- Made four stops against Buffalo and tied his career high with two pass breakups
- Had nine tackles at No. 3 Oklahoma

GAME-BY-GAME

OPPONENT	UT-AT-TT	TFL-YD	PBU	INT
at Illinois	3-3-6	1.0-1	0	0
Fordham	2-2-4	0.0-0	0	2
Buffalo	2-2-4	0.0-0	2	0
at Oklahoma	5-4-9	0.0-0	0	0
at Michigan St.				
Northwestern				
Michigan				
at Minnesota				
Purdue				
Ohio St.				
at Wisconsin				
Iowa				

CAREER TACKLE STATS

YEAR	G/S	UT	AT	TT	TFL-YD	SCK-YD
2018	12/1	15	8	23	1-0	0.0-0
2019	1/1	2	0	2	0-0	0.0-0
2020	8/7	37	14	51	4.0-20	1.0-13
2021	4/4	12	11	23	1.0-1	0.0-0
TOTAL	25/13	66	33	99	6.0-21	1.0-13

CAREER MISCELLANEOUS STATS

YEAR	FF	FR	PBU	INT	QBH	BLK
2018	2	1	2	2	0	0
2019	0	0	0	0	0	0
2020	1	1	4	0	0	0
2021	0	0	2	2	0	0
TOTAL	3	2	8	4	0	0

CAREER HIGHS

Tackles	12 at Purdue (2020)
TFLs	1.0 four times
Sacks	1.0 vs. Penn St. (2020)
Breakups	2 twice
Interceptions	2 vs. Fordham (2021)
Fumble Return TDs	1 vs. Penn St. (2020)

2021 NEBRASKA SCHEDULE AND RESULTS



2021-22 Nebraska Football Overall Team Statistics All games

Page 1/2
as of Sep 18, 2021

Team Statistics

	NEBR	OPP
Scoring	118	63
Points per game	29.5	15.8
Points Off Turnovers	28	7
First Downs	90	70
Rushing	41	30
Passing	44	36
Penalty	5	4
Rushing Yardage	804	625
Yards gained rushing	919	676
Yards lost rushing	115	51
Rushing attempts	183	144
Average per rush	4.4	4.3
Average per game	201.0	156.3
TDs Rushing	11	3
Passing Yardage	1121	760
Comp-Att-Int	70-107-1	84-132-4
Average per pass	10.5	5.8
Average per catch	16.0	9.0
Average per game	280.3	190.0
TDs Passing	5	4
Total offense	1925	1385
Total plays	290	276
Average per play	6.6	5.0
Average per game	481.3	346.3
Kick returns: #-Yards	4-65	3-48
Punt returns: #-Yards	6-9	2-7
Int returns: #-Yards	4-33	1-0
Kick return average	16.3	16.0
Punt return average	1.5	3.5
Int return average	8.3	0.0
Fumbles-Lost	7-4	1-1
Penalties-Yards	25-223	22-213
Average per game	55.8	53.3
Punts-Yards	14-532	22-932
Average per punt	38.0	42.4
Net punt average	36.1	39.2
Kickoffs-Yards	24-1523	13-842
Average per kick	63.5	64.8
Net kick average	41.1	43.5
Time of possession / game	29:39	30:21
3rd-down conversion	31/62	25/59
3rd-down pct	50%	42%
4rd-down conversion	6/9	1/6



2021-22 Nebraska Football
Overall Team Statistics
All games

Page 2/2
as of Sep 18, 2021

	NEBR	OPP
4rd-down pct	67%	17%
Sacks by-Yards	4-21	11-65
Misc Yards	0	0
Touchdowns scored	16	8
Field goals - attempts	3-8	1-7
On-Side kicks	0-0	0-0
Red-zone scores	(15-19) 79%	(7-8) 88%
Red-zone touchdowns	(12-19) 63%	(6-8) 75%
PAT-attempts	(13-16) 81%	(8-8) 100%
Attendance	171601	125723
Games / Avg per game	2/85801	2/62862
Neutral site games	-	0/0

Score by Periods

Team	1st	2nd	3rd	4th	OT	TOT
Nebraska	10	40	27	41	0	118
Opponents	9	21	26	7	0	63

Team Results

	Date	Opponent		Score	Overall	Conf	Time	Attend
*	08/28/2021	at Illinois	L	22-30	0-1	0-1	3:34	41064
	09/04/2021	Fordham	W	52-7	1-1	0-1	3:00	85938
	09/11/2021	Buffalo	W	28-3	2-1	0-1	3:46	85663
	09/18/2021	at Oklahoma	L	16-23	2-2	0-1	3:05	84659



2021-22 Nebraska Football Individual Statistics All games

Page 1/3
as of Sep 18, 2021

Rushing

Player	gp	att	gain	loss	net	avg	td	lg	avg/g
Adrian Martinez	4	51	371	81	290	5.7	4	75	72.5
Markese Stepp	3	30	132	4	128	4.3	1	19	42.7
Gabe Ervin Jr.	4	37	133	9	124	3.4	2	21	31.0
Rahmir Johnson	4	24	88	7	81	3.4	0	9	20.3
Sevion Morrison	4	18	56	0	56	3.1	2	9	14.0
Samori Toure	4	5	44	0	44	8.8	1	21	11.0
Logan Smothers	2	5	38	0	38	7.6	0	15	19.0
Marvin Scott III	1	6	30	0	30	5.0	1	10	30.0
Jaquez Yant	1	5	25	0	25	5.0	0	8	25.0
Cooper Jewett	4	1	2	0	2	2.0	0	2	0.5
Team	4	1	0	14	-14	-14.0	0	0	-3.5
Total	4	183	919	115	804	4.4	11	75	201.0
Opponents	4	144	676	51	625	4.3	3	45	156.3

Punt Returns

Player	no.	yds	avg	td	lg
Cam Taylor-Britt	3	2	0.7	0	2
Brody Belt	1	0	0.0	0	0
Samori Toure	1	10	10.0	0	10
Total	6	9	1.5	0	10
Opponents	2	7	3.5	0	7

Interceptions

Player	no.	yds	avg	td	lg
Deontai Williams	2	11	5.5	0	11
Jojo Domann	1	0	0.0	0	0
Luke Reimer	1	22	22.0	0	22
Total	4	33	8.3	0	22
Opponents	1	0	0.0	0	0

Passing

Player	gp	effic	comp-att-int	pct	yds	td	lg	avg/g
Adrian Martinez	4	166.6	65-99-1	65.7	1017	5	68	254.3
Logan Smothers	2	171.7	5-8-0	62.5	104	0	54	52.0
Total	4	167.0	70-107-1	65.4	1121	5	68	280.3
Opponents	4	115.9	84-132-4	63.6	760	4	45	190.0

Kick Returns

Player	no.	yds	avg	td	lg
Zavier Betts	3	52	17.3	0	18
Rahmir Johnson	1	13	13.0	0	13
Total	4	65	16.3	0	18
Opponents	3	48	16.0	0	22

Receiving

Player	gp	no.	yds	avg	td	lg	avg/g
Samori Toure	4	16	333	20.8	2	68	83.3
Austin Allen	4	13	135	10.4	0	26	33.8
Omar Manning	3	7	132	18.9	1	32	44.0
Zavier Betts	4	6	112	18.7	0	55	28.0
Oliver Martin	1	6	103	17.2	1	43	103.0
Chancellor Brewington	3	3	20	6.7	1	12	6.7
Chris Hickman	4	3	90	30.0	0	54	22.5
Rahmir Johnson	4	3	48	16.0	0	26	12.0
Wyatt Liewer	4	2	13	6.5	0	7	3.3
Levi Falck	4	2	28	14.0	0	20	7.0
Sevion Morrison	4	2	-1	-0.5	0	0	-0.3
Gabe Ervin Jr.	4	2	6	3.0	0	3	1.5
Markese Stepp	3	1	30	30.0	0	30	10.0
Brody Belt	3	1	16	16.0	0	16	5.3
Travis Vokolek	1	1	38	38.0	0	38	38.0
Alante Brown	3	1	11	11.0	0	11	3.7
Nate Boerkircher	2	1	7	7.0	0	7	3.5
Total	4	70	1121	16.0	5	68	280.3
Opponents	4	83	762	9.2	4	45	190.5

Fumble Returns

Player	no.	yds	avg	td	lg
Total	0	0	0.0	0	0
Opponents	0	0	0.0	1	0

2021 INDIVIDUAL STATISTICS

Scoring

Player			PAT						pts
	td	fg	kick	rush	rcv	pass	dxp	saf	
Adrian Martinez	4	-	-	-	-	-	-	-	24
Connor Culp	-	3-8	13-16	-	-	-	-	-	22
Samori Toure	3	-	-	-	-	-	-	-	18
Sevion Morrison	2	-	-	-	-	-	-	-	12
Gabe Ervin Jr.	2	-	-	-	-	-	-	-	12
Omar Manning	1	-	-	-	-	-	-	-	6
Markese Stepp	1	-	-	-	-	-	-	-	6
Chancellor Brewington	1	-	-	-	-	-	-	-	6
Oliver Martin	1	-	-	-	-	-	-	-	6
Marvin Scott III	1	-	-	-	-	-	-	-	6
Total	16	3-8	13-16	0	0	0	0	0	118
Opponents	8	1-7	8-8	0	0	0	1	1	63

Total Offense

Player	g	plays	rush	pass	total	avg/g
Adrian Martinez	4	150	290	1017	1307	326.8
Logan Smothers	2	13	38	104	142	71.0
Markese Stepp	3	30	128	0	128	42.7
Gabe Ervin Jr.	4	37	124	0	124	31.0
Rahmir Johnson	4	24	81	0	81	20.3
Sevion Morrison	4	18	56	0	56	14.0
Samori Toure	4	5	44	0	44	11.0
Marvin Scott III	1	6	30	0	30	30.0
Jaquez Yant	1	5	25	0	25	25.0
Cooper Jewett	4	1	2	0	2	0.5
Team	4	0	-14	0	-14	-3.5
Total	4	290	804	1121	1925	481.3
Opponents	4	276	625	760	1385	346.3

Field Goals

Player	fg	pct.	01-19	20-29	30-39	40-49	50-99	lg	blk
Connor Culp	3-8	37.5	0-0	1-1	1-4	0-1	1-2	51	0
Opponents	1-7	14.3	0-0	0-0	0-1	1-2	0-4	45	1

Punting

Player	no.	yds	avg	lg	tb	fc	i20	50+	blk
Daniel Cerni	12	432	36.0	46	1	7	4	0	0
William Przystup	2	100	50.0	52	0	1	0	1	0
Total	14	532	38.0	52	1	8	4	1	0
Opponents	22	932	42.4	81	3	7	7	4	0

FG Sequence

Team Name	Nebraska	Opponents
Illinois	(27)	55
Fordham	(39)	39
Oklahoma	(51),50,35	54

Numbers in (parentheses) indicate field goal was made

Kickoffs

Player	no.	yds	avg	tb	ob	retn	net	ydl
Brendan Franke	20	1263	63.2	14	0			
Kelen Meyer	4	260	65.0	4	0			
Total	24	1523	63.5	18	0	5	41.1	23
Opponents	13	842	64.8	6	0	5	43.5	21

2021 INDIVIDUAL STATISTICS

All Purpose

Player	g	rush	rcv	pr	kr	ir	total	avg/g
Samori Toure	4	44	333	10	0	0	387	96.8
Adrian Martinez	4	290	0	0	0	0	290	72.5
Zavier Betts	4	0	112	0	52	0	164	41.0
Markese Stepp	3	128	30	0	0	0	158	52.7
Rahmir Johnson	4	81	48	0	13	0	142	35.5
Austin Allen	4	0	135	0	0	0	135	33.8
Omar Manning	3	0	132	0	0	0	132	44.0
Gabe Ervin Jr.	4	124	6	0	0	0	130	32.5
Oliver Martin	1	0	103	0	0	0	103	103.0
Chris Hickman	4	0	90	0	0	0	90	22.5
Sevion Morrison	4	56	-1	0	0	0	55	13.8
Travis Vokolek	1	0	38	0	0	0	38	38.0
Logan Smothers	2	38	0	0	0	0	38	19.0
Marvin Scott III	1	30	0	0	0	0	30	30.0
Levi Falck	4	0	28	0	0	0	28	7.0
Jaquez Yant	1	25	0	0	0	0	25	25.0
Luke Reimer	4	0	0	0	0	22	22	5.5
Chancellor Brewington	3	0	20	0	0	0	20	6.7
Brody Belt	3	0	16	0	0	0	16	5.3
Wyatt Liewer	4	0	13	0	0	0	13	3.3
Alante Brown	3	0	11	0	0	0	11	3.7
Deontai Williams	4	0	0	0	0	11	11	2.8
Nate Boerkircher	2	0	7	0	0	0	7	3.5
Cooper Jewett	4	2	0	0	0	0	2	0.5
Cam Taylor-Britt	4	0	0	2	0	0	2	0.5
Team	4	-14	0	-3	0	0	-17	-4.3
Total	4	804	1121	9	65	33	2032	508.0
Opponents	4	625	762	7	48	0	1442	360.5

DEFENSIVE STATISTICS

Team Defense

##	Player	gp	Tackles				Sacks	Pass defense			Fumbles		blkd	
			ua	a	tot	tfl/yds		int-yds	brup	qbh	fr-yds	ff	kick	saf
28	Luke Reimer	4	17	18	35	1-1	.	1-22	2	2	.	1	.	.
42	Nick Henrich	4	11	19	30	1-2	.	.	.	2
8	Deontai Williams	4	12	12	24	1-1	.	2-11	2	1
13	Jojo Domann	4	15	8	23	3-6	.	1-0	1	1
6	Quinton Newsome	4	13	7	20	2-6	1-4	.	1
44	Garrett Nelson	4	7	10	17	5-14	0.5-3	.	.	2
95	Ben Stille	4	5	9	14	2.5-4	.	.	.	3
2	Caleb Tannor	4	6	6	12	1-2	.	.	1
99	Ty Robinson	4	5	7	12	1-2
9	Marquel Dismuke	4	4	8	12
31	Chris Kolarevic	4	6	6	12
93	Damion Daniels	4	4	7	11	2-3	.	.	1
97	Deontre Thomas	3	5	5	10	0.5-3	0.5-3
5	Cam Taylor-Britt	4	8	2	10	.	.	.	2
0	Pheldarius Payne	3	2	5	7	2-11	2-11
4	Myles Farmer	3	5	1	6	1-0	.	.	.
22	Eteva Mauga-Clements	2	3	2	5	1.5-2	.	.	1
91	Jordon Riley	2	2	2	4	0.5-1
41	Garrett Snodgrass	2	2	2	4
11	Braxton Clark	2	2	1	3	.	.	.	1
38	Damian Jackson	2	1	1	2
12	Marques Buford Jr.	1	1	.	1
33	Javin Wright	1	.	1	1
92	Brendan Franke	1	1	.	1
50	Jailen Weaver	1	.	1	1
7	Tamon Lynam	1	.	1	1
10	Jackson Hannah	1	.	1	1
63	Ru'Quan Buckley	1	.	1	1
35	John Bullock	1	.	1	1
56	Grant Tagge	1	1	.	1
15	Zavier Betts	1	1	.	1
23	Isaac Gifford	1	1	.	1
33	Connor Culp	1	1	.
82	Colton Feist	1	1
Totals		4	141	144	285	24-58	4-21	4-33	13	11	1-0	1	1	0
Opponents		4	157	150	307	25-90	11-65	1-0	8	10	4-0	2	1	1

SPECIAL TEAMS TACKLES

SPECIAL TEAMS TACKLES	UA-A/TOT	ILL	FOR	BUF	OKLA	MSU	NW	MICH	MINN	PUR	OSU	WIS	IOWA
Grant Tagge	1-0/1	1-0	-	-	-								
Isaac Gifford	1-0/1	1-0	-	-	-								
John Bullock	0-1/1	-	-	0-1	-								
Braxton Clark	0-1/1	-	-	0-1	-								
Eteva Mauga-Clements	1-0/1	-	-	1-0	-								
Marques Buford Jr.	1-0/1	-	-	-	1-0								
Brandan Franke	1-0/1	-	-	-	1-0								



INDIVIDUAL OFFENSE GAME BY GAME

RUSHING/RECEIVING

Rushing

Player	No-Yds/TD	Illini	FU	UB	OU
Adrian Martinez	51-290/4	17-111/1	8-33/2	9-112/0	17-34/1
Gabe Ervin Jr.	37-124/2	12-33/0	6-17/0	10-56/2	9-18/0
Markese Stepp	30-128/1	3-10/1	18-101/0	9-17/0	DNP
Rahmir Johnson	24-81/0	4-11/0	5-19/0	4-9/0	11-42/0
Sevion Morrison	18-56/2	-	9-31/2	8-24/0	1-1/0
Marvin Scott III	6-30/1	DNP	6-30/1	DNP	DNP
Samori Toure	5-44/1	2-9/0	3-35/1	-	-
Logan Smothers	5-38/0	DNP	4-36/0	1-2/0	DNP
Jaquez Yant	5-25/0	DNP	5-25/0	DNP	DNP
Cooper Jewett	1-2/0	-	1-2/0	-	-

Receiving

Player	No-Yds/TD	Illini	FU	UB	OU
Samori Toure	16-333/2	3-37/0	8-133/0	2-136/2	3-27/0
Austin Allen	13-135/0	2-23/0	4-61/0	1-8/0	6-43/0
Omar Manning	7-132/1	2-26/0	3-54/0	DNP	2-52/1
Zavier Betts	6-112/0	-	1-30/0	2-21/0	3-61/0
Oliver Martin	6-103/1	6-103/1	DNP	DNP	DNP
Chris Hickman	3-90/0	-	-	3-90/0	-
Rahmir Johnson	3-48/0	-	-	-	3-48/0
Chancellor Brewington	3-20/1	DNP	2-8/1	1-12/0	-
Levi Falck	2-28/0	-	1-8/0	-	1-20/0
Wyatt Liewer	2-13/0	2-13/0	-	-	-
Gabe Ervin Jr.	2-6/0	-	-	2-6/0	-
Sevion Morrison	2--1/0	-	1--1/0	1-0/0	-
Travis Vokolek	1-38/0	DNP	DNP	DNP	1-38/0
Markese Stepp	1-30/0	1-30/0	-	-	DNP
Brody Belt	1-16/0	-	-	1-16/0	DNP
Alante Brown	1-11/0	-	1-11/0	-	DNP
Nate Boerkircher	1-7/0	DNP	-	1-7/0	DNP

PASSING

#2 Adrian Martinez	Comp	Att	Int	Pct	Yards	TD	Long	Sacked	Effic.
Illinois	16	32	0	50.0	232	1	43	5-37	121.2
Fordham	17	23	0	73.9	254	1	32	1-2	181.0
Buffalo	13	19	0	68.4	242	2	68	0-0	210.1
Oklahoma	19	25	1	76.0	289	1	55	5-28	178.3
Totals	65	99	1	65.7	1017	5	68	11-67	166.6

#8 Logan Smothers	Comp	Att	Int	Pct	Yards	TD	Long	Sacked	Effic.
Fordham	4	7	0	57.1	50	0	30	0-0	117.1
Buffalo	1	1	0	100.0	54	0	54	0-0	553.6
Totals	5	8	0	62.5	104	0	54	0-0	171.7

SPECIAL TEAMS RETURNS

Punt Returns

Player	No-Yds	Illini	FU	UB	OU
Cam Taylor-Britt	3-2	2-1	1-1	-	-
Samori Toure	1-10	-	-	-	1-10
Brody Belt	1-0	-	1-0	-	DNP

Kick Returns

Player	No-Yds	Illini	FU	UB	OU
Zavier Betts	3-52	1-17	2-35	-	-
Rahmir Johnson	1-13	1-13	-	-	-

INDIVIDUAL DEFENSE GAME BY GAME

TOTAL TACKLES

Player	S-A	Total	Illini	FU	UB	OU
Luke Reimer	17-18	35	3-5	4-0	7-9	3-4
Nick Henrich	11-19	30	4-7	2-2	4-4	1-6
Deontai Williams	12-12	24	3-4	2-2	2-2	5-4
JoJo Domann	15-8	23	1-0	3-2	4-1	7-5
Quinton Newsome	13-7	20	3-2	3-2	1-2	6-1
Garrett Nelson	7-10	17	3-3	0-2	2-1	2-4
Ben Stille	5-9	14	2-2	1-0	1-3	1-4
Chris Kolarevic	6-6	12	2-2	2-1	1-3	1-0
Caleb Tannor	6-6	12	2-1	1-0	2-2	1-3
Ty Robinson	5-7	12	1-3	0-2	2-1	2-1
Marquel Dismuke	4-8	12	1-4	1-0	0-2	2-2
Damion Daniels	4-7	11	3-3	0-1	1-1	0-2
Cam Taylor-Britt	8-2	10	2-0	2-0	2-1	2-1
Deontre Thomas	5-5	10	1-2	-	1-2	3-1
Pheldarius Payne	2-5	7	2-3	0-1	0-1	-
Myles Farmer	5-1	6	2-0	1-0	2-1	-
Eteva Mauga-Clements	3-2	5	-	1-2	2-0	-
Jordon Riley	2-2	4	0-1	2-1	-	-
Garrett Snodgrass	2-2	4	DNP	0-2	2-0	DNP
Braxton Clark	2-1	3	-	-	1-1	1-0
Damian Jackson	1-1	2	1-0	0-1	-	-
Grant Tagge	1-0	1	1-0	-	-	-
Brendan Franke	1-0	1	-	-	-	1-0
Marques Buford Jr.	1-0	1	-	-	-	1-0
Zavier Betts	1-0	1	-	1-0	-	-
Isaac Gifford	1-0	1	1-0	-	-	-
Jailen Weaver	0-1	1	DNP	0-1	DNP	DNP
Ru'Quan Buckley	0-1	1	DNP	0-1	DNP	DNP
John Bullock	0-1	1	-	-	0-1	-
Javin Wright	0-1	1	DNP	0-1	-	DNP
Jackson Hannah	0-1	1	-	0-1	-	-
Tamon Lynam	0-1	1	DNP	0-1	DNP	-

INTERCEPTION/FUMBLE RETURNS

Interceptions Returns

Player	No-Yds	Illini	FU	UB	OU
Deontai Williams	2-11	-	2-11	-	-
Luke Reimer	1-22	-	-	1-22	-
JoJo Domann	1-0	-	1-0	-	-

Fumble Returns

Player	No-Yds	Illini	FU	UB	OU
--------	--------	--------	----	----	----

INDIVIDUAL DEFENSE GAME BY GAME

SACKS

Player	UA-A	Total	Illini	FU	UB	OU
Pheldarius Payne	2-0	2	2-11	-	-	-
Quinton Newsome	1-0	1	-	1-4	-	-
Garrett Nelson	0-1	0.5	0.5-3	-	-	-
Deontre Thomas	0-1	0.5	0.5-3	-	-	-

TACKLES FOR LOSS

Player	UA-A	Total	Illini	FU	UB	OU
Garrett Nelson	4-2	5.0	2.5-9	-	2.0-4	0.5-1
Jojo Domann	3-0	3.0	-	1.0-1	1.0-3	1.0-2
Ben Stille	2-1	2.5	-	1.0-2	0.5-1	1.0-1
Pheldarius Payne	2-0	2.0	2.0-11	-	-	-
Quinton Newsome	2-0	2.0	-	1.0-4	-	1.0-2
Damion Daniels	2-0	2.0	1.0-1	-	1.0-2	-
Eteva Mauga-Clements	1-1	1.5	-	1.5-2	-	-
Caleb Tannor	1-0	1.0	1.0-2	-	-	-
Deontai Williams	1-0	1.0	1.0-1	-	-	-
Ty Robinson	1-0	1.0	-	-	1.0-2	-
Luke Reimer	0-2	1.0	0.5-0	-	-	0.5-1
Nick Henrich	0-2	1.0	0.5-1	-	0.5-1	-
Jordon Riley	0-1	0.5	-	0.5-1	-	-
Deontre Thomas	0-1	0.5	0.5-3	-	-	-

FUMBLES

Fumbles Forced

Player	Number	Illini	FU	UB	OU
Luke Reimer	1	1	-	-	-

Fumbles Recovered

Player	Number	Illini	FU	UB	OU
Myles Farmer	1	1	-	-	-

TEAM GAME BY GAME

Date	Opponent	Rushing				Receiving				Passing				Kick Returns				Punt Returns				tot		
		no.	yds	td	lg	no.	yds	td	lg	cmp	att	int	yds	td	lg	no.	yds	td	lg	no.	yds	td	lg	off
08/28/2021	at Illinois	39	160	2	75	16	232	1	43	16	32	0	232	1	43	2	30	0	17	2	1	0	2	392
09/04/2021	Fordham	65	329	6	21	21	304	1	32	21	30	0	304	1	32	2	35	0	18	2	1	0	1	633
09/11/2021	Buffalo	41	220	2	71	14	296	2	68	14	20	0	296	2	68	0	0	0	0	1	-3	0	0	516
09/18/2021	at Oklahoma	38	95	1	13	19	289	1	55	19	25	1	289	1	55	0	0	0	0	1	10	0	10	384
Nebraska		183	804	11	75	70	1121	5	68	70	107	1	1121	5	68	4	65	0	18	6	9	0	10	1925
Opponents		144	625	3	45	83	762	4	45	84	132	4	760	4	45	3	48	0	22	2	7	0	7	1385

Nebraska Averages

Games	Avg/ rush	Avg/ catch	Pass effic	KR avg	PR avg	All purpose avg/game	Total offense avg/game
4	4.4	16.0	167.0	16.3	1.5	508.0	481.3

Date	Opponent	Tackles				Sacks	Fumble		Pass Defense			blkd	PAT attempts			off		
		ua	a	total	tfl-yds	no-yds	ff	fr-yds	int-yds	qbh	brup	kick	kick	rush	rcv	saf	t/o	pts
08/28/2021	at Illinois	38	42	80	9.0-28	3-17	1	1-0	0-0	0	1	0	1-3	0	0	0	0	22
09/04/2021	Fordham	27	26	53	5.0-10	1-4	0	0-0	3-11	1	0	1	7-7	0	0	0	21	52
09/11/2021	Buffalo	37	38	75	6.0-13	0-0	0	0-0	1-22	7	7	0	4-4	0	0	0	7	28
09/18/2021	at Oklahoma	39	38	77	4.0-7	0-0	0	0-0	0-0	3	5	0	1-2	0	0	0	0	16
Nebraska		141	144	285	24.0-58	4-21	1	1-0	4-33	11	13	1	13-16	0	0	0	28	118
Opponents		157	150	307	25.0-90	11-65	2	4-0	1-0	10	8	1	8-8	0	0	1	7	63

Date	Opponent	Punting										Field Goals			Kickoffs				
		no.	yds	avg	long	blkd	tb	fc	50+	i20	md-att	long	blkd	no.	yds	avg	tb	ob	
08/28/2021	at Illinois	5	172	34.4	46	0	0	2	0	0	1-1	27	0	6	372	62.0	4	0	
09/04/2021	Fordham	2	80	40.0	41	0	0	2	0	1	1-1	39	0	9	585	65.0	9	0	
09/11/2021	Buffalo	5	180	36.0	41	0	1	3	0	3	0-3	0	0	5	318	63.6	3	0	
09/18/2021	at Oklahoma	2	100	50.0	52	0	0	1	1	0	1-3	51	0	4	248	62.0	2	0	
Nebraska		14	532	38.0	52	0	1	8	1	4	3-8	51	0	24	1523	63.5	18	0	
Opponents		22	932	42.4	81	0	3	7	4	7	1-7	45	1	13	842	64.8	6	0	

OPPONENT GAME BY GAME

		Rushing				Receiving				Passing				Kick Returns				Punt Returns				tot		
Date	Opponent	no.	yds	td	lg	no.	yds	td	lg	cmp	att	int	yds	td	lg	no.	yds	td	lg	no.	yds	td	lg	off
08/28/2021	at Illinois	48	167	1	45	15	159	2	45	15-19-0	159	2	45	1	9	0	9	1	7	0	7	326		
09/04/2021	Fordham	28	129	0	30	17	165	1	31	18-30-3	163	1	31	0	0	0	0	0	0	0	292			
09/11/2021	Buffalo	33	135	0	30	27	224	0	21	27-49-1	224	0	21	2	39	0	22	0	0	0	359			
09/18/2021	at Oklahoma	35	194	2	23	24	214	1	23	24-34-0	214	1	23	0	0	0	0	1	0	0	408			
Opponents		144	625	3	45	83	762	4	45	84-132-4	760	4	45	3	48	0	22	2	7	0	7	1385		
Nebraska		183	804	11	75	70	1121	5	68	70-107-1	1121	5	68	4	65	0	18	6	9	0	10	1925		

Opponents Averages

Games	Avg/ rush	Avg/ catch	Pass effic	KR avg	PR avg	All purpose avg/game	Total offense avg/game
4	4.3	9.2	115.9	16.0	3.5	360.5	346.3

Date	Opponent	Tackles				Sacks	Fumble	Pass Defense			blkd	PAT attempts			off			
		ua	a	total	tfl-yds	no-yds	ff	fr-yds	int-yds	qbh	brup	kick	kick	rush	rcv	saf	t/o	pts
08/28/2021	at Illinois	40	28	68	6.0-36	5-35	1	1-0	0-0	4	6	0	4-4	0	0	1	7	30
09/04/2021	Fordham	52	48	100	4.0-7	1-2	1	2-0	0-0	0	1	0	1-1	0	0	0	0	7
09/11/2021	Buffalo	28	40	68	5.0-8	0-0	0	1-0	0-0	2	1	0	0-0	0	0	0	0	3
09/18/2021	at Oklahoma	37	34	71	10.0-39	5-28	0	0-0	1-0	4	0	1	3-3	0	0	0	0	23
Opponents		157	150	307	25.0-90	11-65	2	4-0	1-0	10	8	1	8-8	0	0	1	7	63
Nebraska		141	144	285	24.0-58	4-21	1	1-0	4-33	11	13	1	13-16	0	0	0	28	118

Date	Opponent	Punting										Field Goals			Kickoffs				
		no.	yds	avg	long	blkd	tb	fc	50+	i20	md-att	long	blkd	no.	yds	avg	tb	ob	
08/28/2021	at Illinois	6	272	45.3	59	0	0	3	2	3	0-1	0	0	5	331	66.2	2	0	
09/04/2021	Fordham	6	217	36.2	39	0	0	2	0	0	0-1	0	1	2	122	61.0	0	0	
09/11/2021	Buffalo	6	286	47.7	81	0	3	2	2	1	1-4	45	0	2	130	65.0	2	0	
09/18/2021	at Oklahoma	4	157	39.3	45	0	0	0	0	3	0-1	0	0	4	259	64.8	2	0	
Opponents		22	932	42.4	81	0	3	7	4	7	1-7	45	1	13	842	64.8	6	0	
Nebraska		14	532	38.0	52	0	1	8	1	4	3-8	51	0	24	1523	63.5	18	0	

TEAM COMPARISON

Opponent	Score	First Downs				Rushing Number-Yards	Passing		Total Offense Plays-Yards	Return Yards	Turn- Overs
		Total	Rush	Pass	Pen		Comp-Att.-Int	Yards			
Illinois	22-30	19 / 18	8 / 9	10 / 8	1 / 1	39-160 / 48-167	16-32-0 / 15-19-0	232 / 159	71-392 / 67-326	31 / 16	1 / 1
Fordham	52-7	34 / 12	20 / 5	14 / 7	0 / 0	65-329 / 28-129	21-30-0 / 18-30-3	304 / 163	95-633 / 58-292	47 / 0	2 / 3
Buffalo	28-3	19 / 19	9 / 6	7 / 11	3 / 2	41-220 / 33-135	14-20-0 / 27-49-1	296 / 224	61-516 / 82-359	19 / 39	1 / 1
Oklahoma	16-23	18 / 21	4 / 10	13 / 10	1 / 1	38-95 / 35-194	19-25-1 / 24-34-0	289 / 214	63-384 / 69-408	10 / 0	1 / 0
Totals	118-63	90 / 70	41 / 30	44 / 36	5 / 4	183-804 / 144-625	70-107-1 / 84-132-4	1121 / 760	290-1925 / 276-1385	107 / 55	5 / 5

Opponents	3rd Down Conversion	4th Down Conversion	Time of Possession	TOP Margin	Avg Yds/Rush	Avg Yds/Pass	Avg Yds/Play	Punting Number-Avg	Penalties Number-Yards	Sacks
Illinois	5-14 / 6-13	1-2 / 0-0	25:05 / 34:55	-09:50	4.1 / 3.5	7.3 / 8.4	5.5 / 4.9	5-34.4 / 6-45.3	5-67.0 / 3-40.0	3 / 5
Fordham	12-19 / 2-13	4-4 / 1-4	36:21 / 23:39	12:42	5.1 / 4.6	10.1 / 5.4	6.7 / 5.0	2-40.0 / 6-36.2	2-10.0 / 2-15.0	1 / 1
Buffalo	8-15 / 11-22	0-0 / 0-2	28:00 / 32:00	-04:00	5.4 / 4.1	14.8 / 4.6	8.5 / 4.4	5-36.0 / 6-47.7	10-76.0 / 10-88.0	0 / 0
Oklahoma	6-14 / 6-11	1-3 / 0-0	29:10 / 30:50	-01:40	2.5 / 5.5	11.6 / 6.3	6.1 / 5.9	2-50.0 / 4-39.3	8-70.0 / 7-70.0	0 / 5
Totals	31-62 / 25-59	6-9 / 1-6	118:36 / 121:24	-02:48	4.4 / 4.3	10.5 / 5.8	6.6 / 5.0	14-38.0 / 22-42.4	25-223.0 / 22-213.0	4 / 11

Note: Game totals are displayed in the format TEAM/OPPONENT for each category

NEBRASKA RED ZONE CHART

Nebraska Inside Opponent Red-Zone

Date	Opponent	Score	Times	Times	Total	Failed to score inside RZ				
			In RZ	Scored	Pts	TDs	TDs	TDs	FGs	Failed to score inside RZ
08/28/2021	at Illinois	L 22-30	3	3	15	2	1	1	1	1
09/04/2021	Fordham	W 52-7	8	8	52	7	6	1	1	1
09/11/2021	Buffalo	W 28-3	4	2	14	2	2	0	0	2
09/18/2021	at Oklahoma	L 16-23	4	2	9	1	1	0	1	2
Totals 15 of 19 (78.9%)			19	15	90	12	10	2	3	6

Opponents Inside Nebraska Red-Zone

Date	Opponent	Score	Times	Times	Total	Failed to score inside RZ				
			In RZ	Scored	Pts	TDs	TDs	TDs	FGs	Failed to score inside RZ
08/28/2021	Illinois	L 22-30	3	3	21	3	1	2	0	0
09/04/2021	Fordham	W 52-7	0	0	0	0	0	0	0	0
09/11/2021	Buffalo	W 28-3	2	1	3	0	0	0	1	2
09/18/2021	Oklahoma	L 16-23	3	3	21	3	2	1	0	0
Totals 7 of 8 (87.5%)			8	7	45	6	3	3	1	2



NEBRASKA & OPPONENT LONG PLAYS & DRIVE INFORMATION

LONG SEASON PLAYS (20 OR MORE YARDS)

	[-----NEBRASKA-----]				[-----OPPONENT-----]			
	RUSH	PASS	RET	TOT	RUSH	PASS	RET	TOT
at Illinois	2	4	0	6	1	2	1	4
Fordham	1	7	0	8	3	2	0	5
Buffalo	2	4	1	7	1	2	1	4
at Oklahoma	0	6	0	6	1	2	2	5
Total	5	21	1	27	6	8	4	18

LONG DRIVE SUPERLATIVES

	NEBRASKA	OPPONENT
Most Yards (Result)	91 at Illinois (TD)	80 at Oklahoma (TD)
Most Plays (Result)	19 at Illinois (TD)	14 at Ill. (TD); Buf. (Miss FG), OU (TD)
Most Time (Result)	7:13 Fordham (TD)	8:04 at Illinois (TD)

NEBRASKA LONG PLAYS (27; 5 RUNS; 21 PASSES; 1 RETURNS)

YDS	OPPONENT	PLAY	RESULT
75	Illinois	Run (Martinez)	Touchdown
71	Buffalo	Run (Martinez)	1st-10
68	Buffalo	Pass (Martinez-Toure)	Touchdown
68	Buffalo	Pass (Martinez-Toure)	Touchdown
55	Oklahoma	Pass (Martinez-Betts)	1st-10
54	Buffalo	Pass (Smothers-Hickman)	1st-10
43	Illinois	Pass (Martinez-Martin)	1st-10
38	Oklahoma	Pass (Martinez-Vokolek)	1st-10
32	Fordham	Pass (Martinez-Manning)	1st-10
31	Fordham	Pass (Martinez-Toure)	1st-10
31	Oklahoma	Pass (Martinez-Manning)	1st-10
30	Fordham	Pass (Martinez-Toure)	1st-10
30	Fordham	Pass (Smothers-Betts)	1st-10
30	Illinois	Pass (Martinez-Stepp)	1st-10
28	Illinois	Pass (Martinez-Martin)	1st-10
27	Buffalo	Pass (Martinez-Hickman)	1st-10
26	Illinois	Run (Martinez)	1st-10
26	Fordham	Pass (Martinez-Allen)	1st-10
26	Oklahoma	Pass (Martinez-Johnson)	1st-10
25	Fordham	Pass (Martinez-Toure)	1st-10
24	Illinois	Pass (Martinez-Toure)	1st-10
23	Fordham	Pass (Martinez-Toure)	1st-10
22	Buffalo	IR (Reimer)	1st-Goal
21	Buffalo	Run (Ervin)	1st-10
21	Fordham	Run (Toure)	1st-10
21	Oklahoma	Pass (Martinez-Manning)	Touchdown
20	Oklahoma	Pass (Martinez-Falck)	1st-10

OPPONENT LONG PLAYS (18: 6 RUNS; 8 PASSES; 4 RETURNS)

YDS	OPPONENT	PLAY	RESULT
100	Oklahoma	EXP (Fields)	2-Points
45	Illinois	Run (Epstein)	1st-10
45	Illinois	Pass (Sitkowski-Spann)	1st-Goal
41	Illinois	FR (Hart)	Touchdown
31	Oklahoma	KOR (Williams)	1st-10
31	Fordham	Pass (Demorat- Kokosiolis)	Touchdown
30	Fordham	Run (Wilson)	1st-10
30	Buffalo	Run (Marks)	1st-10
25	Fordham	Pass (Demorat- Carter)	1st-10
23	Oklahoma	Run (Brooks)	1st-10
23	Oklahoma	Pass (Rattler-Mims)	1st-10
22	Oklahoma	Pass (Rattler-Stoops)	3rd-5
22	Buffalo	Pass (Vantrease-Williams)	1st-10
22	Buffalo	KOR (Cook)	1st-10
22	Fordham	Run (Davis)	1st-10
21	Illinois	Pass (Sitkowski-Navarro)	1st-10
21	Fordham	Run (Wilson)	1st-10
20	Buffalo	Pass (Vantrease-Stephens)	1st-10

GAME-OPENING DRIVES

	[-----NEBRASKA-----]			[-----OPPONENT-----]		
OPPONENT	PTS.	1ST DWN	YDS	PTS.	1ST DWN	YDS
at Illinois	0	1	23	0	1	23
Fordham	0	2	27	0	3	59
Buffalo	0	3	33	0	4	66
at Oklahoma	3	3	42	7	5	75

SECOND-HALF OPENING DRIVES

	[-----NEBRASKA-----]			[-----OPPONENT-----]		
OPPONENT	PTS.	1ST DWN	YDS	PTS.	1ST DWN	YDS
at Illinois	0	0	-10			
Fordham	7	4	64	0	1	4
Buffalo	0	2	41	3	2	49
at Oklahoma	0	4	58	7	3	80



NEBRASKA & OPPONENT SCORING DRIVES, MISCELLANEOUS STATS

SCORING DRIVES

GAME	SCORING	[-----TIME-----]		[---PLAYS---		5 OR LESS	1 OR 0
	DRIVES	TOT	AVG.	TOT	AVG.		
Illinois	4	12:23:00	3:05	35	8.75	1	1
Fordham	8	31:28:00	3:56	80	10.00	0	0
Buffalo	4	2:56:00	0:44	10	2.50	4	2
Oklahoma	3	11:25:00	3:48	26	8.67	1	0
Season	19	58:12:00	3:03	151	7.9	6	3
Opponents	9	39:01:00	4:20	77	8.56	2	1

NEBRASKA POINTS OFF TURNOVERS

GAME	TOs GAINED	TD	FG-FGA	PTS.	(NU FUM./LOST, INT)
at Illinois	1 (1/1 F/L, 0 INT)	0	0-0	0	1 (2/1 F/L, 0 INT)
Fordham	3 (0/0 F/L, 3 INT)	3	0-0	21	2 (4/2 F/L, 0 INT)
Buffalo	1 (1/0 F/L, 1 INT)	1	0-0	7	1 (1/1 F/L, 0 INT)
TOTAL	5 (2/1 F/L, 4 INT)	4	0-0	28	4 (7/4 F/L, 0 INT)
OPPONENTS	7 (7/4 F/L, 0 INT)	1	0-0	7	5 (2/1 F/L, 4 INT)

PENALTY NUMBERS	NU PEN.-YDS.	OPP. PEN.-YDS
Illinois	5-67	3-40
Fordham	2-10	2-15
Buffalo	9-71	10-88
Oklahoma	8-70	7-70
TOTALS (AVG/PENALTY)	24-218 (9.1)	22-213 (9.7)
AVG/GAME	6.0-54.5	5.5-53.3

STARTING FIELD POSITION*

GAME	NU AVG. START	OPP. AVG. START	NU DIFF.
	(yards/drives/in 20/past 50)	(yards/drives/in 20/past 50)	
Illinois	22.1 (265/12/4/0)	32.6 (391/12/0/2)	-10.5
Fordham	30.9 (371/12/1/0)	26.6 (346/13/2/0)	+ 4.3
Buffalo	33.9 (407/12/1/2)	23.0 (322/14/4/1)	+ 10.9
Oklahoma	25.1 (226/9/4/1)	20.1 (181/9/3/9)	+ 5.0
TOTAL	28.2 (1269/45/10/3)	25.8 (1240/48/9/12)	+ 2.4

*does not include drives with time of 0:00 (i.e. defensive and special teams touchdowns, end of half turnovers, overtime, etc.)

NEBRASKA SCORING DRIVES

[----DRIVE----						
OPPONENT	PLAYS	YDS	TIME	SCORE	QTR./TIME	PLAY
Illinois	7	63	2:27	6-2	2nd/14:25	Stepp 2-yd. run
Illinois	8	60	3:01	9-2	2nd/9:15	Culp 27-yd. FG
Illinois	1	75	0:13	16-30	3rd/3:48	Martinez 75-yd. run
Illinois	19	91	6:42	22-30	4th/2:41	Martin 4-yd. pass from Martinez
Fordham	13	75	4:41	7-0	1st/3:59	Martinez 4-yd. run
Fordham	7	58	2:33	10-7	2nd/11:36	Culp 39-yd. FG
Fordham	8	69	3:44	17-7	2nd/3:56	Martinez 4-yd. run
Fordham	9	83	1:58	24-7	2nd/0:29	Morrison 1-yd. run
Fordham	9	64	3:40	31-7	3rd/8:24	Brewington 2-yd. pass from Martinez
Fordham	9	70	2:53	38-7	3rd/3:58	Toure 8-yd. run
Fordham	10	58	3:41	45-7	4th/14:26	Morrison 6-yd. run
Fordham	15	62	7:13	52-7	4th/1:43	Scott 6-yd. run
Buffalo	4	80	1:44	7-0	2nd/6:56	Ervin 2-yd. run
Buffalo	4	80	0:58	14-0	2nd/0:34	Toure 68-yd. pass from Martinez
Buffalo	1	1	0:04	21-3	4th/14:47	Ervin 1-yd. run
Buffalo	1	68	0:10	28-3	4th/5:53	Toure 68-yd. pass from Martinez
Oklahoma	14	42	6:41	3-7	1st/1:21	Culp 51-yd. FG
Oklahoma	9	75	3:42	9-14	3rd/0:08	Martinez 4-yd. rush
Oklahoma	3	38	1:02	16-23	4th/5:38	Manning 21-yd. pass from Martinez

OPPONENT SCORING DRIVES

[----DRIVE----						
OPPONENT	PLAYS	YDS	TIME	SCORE	QTR./TIME	PLAY
Illinois	0	0	0:00	0-2	1st/4:07	K. Joseph safety
Illinois	11	75	6:24	9-9	2nd/2:51	Epstein 1-yd. run
Illinois	0	0	0:00	16-9	2nd/0:37	Hart 41-yd. fumble return
Illinois	14	75	8:04	23-9	3rd/6:56	Ford 2-yd. pass from Sitkowski
Illinois	3	47	1:10	30-9	3rd/4:01	Williams 1-yd. pass from Sitkowski
Fordham	7	75	2:19	7-7	2nd/14:14	Kokosioulis 31-yd pass from DeMorat
Buffalo	8	49	3:08	3-14	3rd/9:17	McNulty 45-yd. FG
Oklahoma	14	75	6:58	7-0	1st/8:02	Rattler 1-yd. run
Oklahoma	10	80	5:29	14-3	3rd/3:50	Hall 1-yd. pass from Rattler
Oklahoma	-	-	0:00	16-9	3rd/0:08	Field 100-yd. extra point return
Oklahoma	12	65	4:38	23-9	4th/10:24	Brooks 2-yd. run



INDIVIDUAL CAREER/SEASON SUPERLATIVES

SEASON AND CAREER, MOST PASSING YARDS

PLAYER	2021	CAREER	2021	CAREER
Adrian Martinez	289 at Oklahoma	384 vs. Wisconsin, 2018	68** vs. Buffalo (Toure-2x)	75* 2x (at Wis., 2018; at Colo., 2019)
Logan Smothers	54 vs. Buffalo	Same	54 vs. Fordham (Hickman)	same

*-Indicates touchdown pass

SEASON AND CAREER, LONGEST PASS

SEASON AND CAREER, MOST RECEIVING YARDS

PLAYER	2021	CAREER	2021	CAREER
Austin Allen	61 vs. Fordham	Same	26 vs. Fordham (Martinez)	41 at Ohio State, 2018 (Martinez)
Brody Belt	16 vs. Buffalo	Same	16 vs. Buffalo (Martinez)	Same
Zavier Betts	61 at Oklahoma	Same	55 at Oklahoma (Martinez)	Same
Chancellor Brewington	12 vs. Buffalo	119 ! vs. Sacramento St., 2017	12 vs. Buffalo (Martinez)	45 ! vs. Illinois State, 2017
Nate Boerkircher	7 vs. Buffalo	Same	7 vs. Buffalo (Martinez)	Same
Alante Brown	11 vs. Fordham	25 at Rutgers, 2020	11 vs. Fordham (Martinez)	22 at Rutgers, 2020 (Martinez)
Gabe Ervin Jr.	6 vs. Buffalo	Same	3 vs. Buffalo (Martinez)	Same
Levi Falck	8 vs. Fordham	140# at K-State, 2019	8 vs. Fordham (Martinez)	40# vs. SE Missouri State, 2018
Chris Hickman	90 vs. Buffalo	Same	54 vs. Buffalo (Smothers)	Same
Rahmir Johnson	48 at Oklahoma	Same	26 at Oklahoma (Martinez)	Same
Wyatt Leiwier	13 at Illinois	Same	7 at Illinois (Martinez)	10 * at Purdue, 2020 (Martinez)
Omar Manning	54 vs. Fordham	Same	32 vs. Fordham (Martinez)	Same
Oliver Martin	103 at Illinois	Same	43 at Illinois (Martinez)	Same
Sevion Morrison	0 vs. Buffalo	Same	0 vs. Buffalo (Martinez)	Same
Marvin Scott		14 vs. Penn State, 2020		14 vs. Penn State, 2020 (McCaffrey)
Markese Stepp	30 at Illinois		30 at Illinois (Martinez)	
Samari Toure	136 vs. Buffalo	303 & vs. SE Louisiana, 2019	68-2x** vs. Buffalo (Martinez)	81 & vs. Weber State, 2017
Travis Vokolek	38 at Oklahoma	69 ^ at Michigan State	38 at Oklahoma (Martinez)	Same

*-Indicates touchdown scored # - at South Dakota St. ^ - at Rutgers & - at Montana ! - at Northern Arizona

SEASON AND CAREER, MOST RUSHING YARDS

PLAYER	2021	CAREER	2021	CAREER
Austin Allen		2 at Minnesota, 2019		2 at Minnesota, 2019
Brody Belt		29 at Minnesota, 2019		22 at Minnesota, 2019
Alante Brown		18 at Iowa, 2020		18 at Iowa, 2020
Gabe Ervin Jr.	56 vs. Buffalo	Same	21 vs. Buffalo	same
Cooper Jewett	2 vs. Fordham	2 at Pur., '20; vs. Ford, '21	2 vs. Fordham	2 at Pur., '20; vs. Ford, '21
Rahmir Johnson	42 at Oklahoma	55 at Maryland, 2019	9 vs. Fordham; at Oklahoma	13 at Maryland, 2019
Adrian Martinez	112 vs. Buffalo	157 at Rutgers, 2020	75* at Illinois	Same
Sevion Morrison	31 vs. Fordham	Same	9 vs. Fordham	Same
Marvin Scott	30 vs. Fordham	Same	10 vs. Fordham	Same
Logan Smothers	36 vs. Fordham	Same	15 vs. Fordham	Same
Markese Stepp	6 at Illinois	Same	7 at Illinois	49^ at Arizona 2020
Samori Toure	9 vs. Illinois	13 & vs. UC Davis, 2018	5 at Illinois	13 & vs. UC Davis, 2018
Jacquez Yant	25 vs. Fordham	Same	8 vs. Fordham	Same

*-Indicates touchdown scored

^ - at USC

& - at Montana

SEASON AND CAREER, LONGEST RUN

SEASON AND CAREER, MOST TACKLES, TFLS AND SACKS

PLAYER	TACKLES (2021)	CAREER	TFL (2021)	CAREER	SACKS (2021)	CAREER
Brody Belt		1 vs. So. Ala., '19 vs. Ind. '19		none		none
Ru'Quan Buckley	1 vs. Fordham	same		none		none
Marques Buford Jr.	1 at Oklahoma	same		none		none
John Bullocks	1 vs. Buffalo	same		none		none
Chris Cassidy		1 vs. No. Illinois, 2019		none		none
Braxton Clark	2 vs. Buffalo	3 at Purdue, 2019		1.0 at Purdue, 2019		none
Damion Daniels	6 at Illinois	same	1.0 at Illinois	1.0 4x, last at Illinois, 2020		none
Marquel Dismuke	6 at Illinois	15 vs. Penn State, 2020		2.0 at Iowa, 2020		none
JoJo Domann	12 at Oklahoma	12 vs. PSU, '20; at Oklahoma	1 3x last at Oklahoma	2 4x, vs. Illinois, '20		1.0 4x, last at Maryland, 2019
Myles Farmer	3 vs. Buffalo	2 3x last at Illinois, 2021		none		none
Isaac Gifford	1 at Illinois	1 4x last at Illinois, 2021		none		none
Jackson Hannah	1 vs. Fordham	same		none		none
Nick Henrich	11 at Illinois	12 at Rutgers, 2020	0.5 at Illinois; Buffalo	0.5 3x, last vs. Buffalo		none
Will Honas		13 vs. Penn State, 2020		2 at Illinois, '19; vs. OSU, '20		2.0 at Ohio State, 2020
Damian Jackson	1 at Illinois	2 3x, last vs. Minnesota, '20		0.5 vs. Minnesota, 2020		same
Nadab Joseph		1 at Purdue, 2020		none		none
Chris Kolarevic	4 at Illinois; vs. Buffalo	19 \$ South Dakota, 2019		1.5 \$ 2x, last vs. San Diego, '19		1.0 \$ 2x, last vs. USD, 2019
Tamon Lynnum	1 vs. Fordham	same		none		none
E. Mauga-Clements	3 vs. Fordham	same	1.5 vs. Fordham	same		none
Garrett Nelson	6 at Illinois; at Okla.	9 vs. Penn State, 2020	2.5 at Illinois	same	0.5 at Illinois	1.5 at Purdue, 2020
Quinton Newsome	7 at Oklahoma	sa,e	1 vs. Ford.; at Okla.	same	1 vs. Fordham	same
Simon Otte		2 at Maryland, 2019		none		none
Pheldarius Payne	5 at Illinois	6 vs. Penn State, 2020	2.0 at Illinois	same	2.0 at Illinois	same
Ethan Piper		1 at Ohio State, 2020		none		none
Noa Pola-Gates		2 vs. Penn State, 2020		none		none
Luke Reimer	16 vs. Buffalo	same	0.5 at Illinois; at Okla.	1.5 at Northwestern, 2020		1.0 at NW; vs. Penn St., 2020
Jordan Riley	3 vs. Fordham	1 at NW, 2020; at Illinois, 2021		none		none
Ty Robinson	4 at Illinois	4 3x at Illinois, 2021		1.0 at OSU/NW, 2020		none
Casey Rogers		5 vs. Illinois, 2020; at Iowa, 2020		1.0 at Iowa; at Purdue, 2020		1.0 at Iowa, 2020
Garrett Snodgrass	2 vs. Ford.; vs. Buffalo	4 vs. Illinois, 2020		none		none
Ben Stille	5 at Oklahoma	5 4x, last at Oklahoma	1 vs. Ford.; at Okla.	3 at Illinois, 2017		1.5 at Purdue, 2020
Grant Tagge	1 at Illinois	none		none		none
Caleb Tannor	4 vs. Buffalo; at Okla.	5 vs. NW, '19; vs. Minn., '20	1 at Illinois	2 vs. Northwestern		1.0 5x, last at Rutgers, 2020
Cam Taylor-Britt	3 vs. Buffalo; at Okla.	7 vs. Ohio State, 2019		2 vs. So. Alabama		1.0 vs. So. Alabama, 2019
Deontre Thomas	4 at Oklahoma	5 vs. No. Illinois, 2019	0.5 at Illinois	1 vs. So. Ala.; vs. Wis.	0.5 at Illinois	same
Chris Walker		1 vs. BCU, 2018		none		none
Jailen Weaver	1 vs. Fordham	same		none		none
Tate Wildeman		1 vs. Illinois, 2020		none		none
Deontai Williams	9 at Oklahoma	12 at Purdue, 2020	1.0 at Illinois	1.0 6x, last at Illinois, 2021		1.0 vs. Penn State, 2020
Javin Wright	1 vs. Fordham	same		none		none

\$ - at Northern Iowa



NEBRASKA STATISTICAL HIGHS AND LOWS

NEBRASKA TOTALS	HIGHS	LOWS
Points Scored	52 vs. Fordham	16 at Oklahoma
First Downs	34 vs. Fordham	18 at Oklahoma
Rushing Attempts	65 vs. Fordham	38 at Oklahoma
Rushing Yards	329 vs. Fordham	95 at Oklahoma
Passes Attempted	32 at Illinois	20 vs. Buffalo
Passes Completed	21 vs. Fordham	14 vs. Buffalo
Had Intercepted	1 at Oklahoma	0 at Illinois; vs. Fordham; vs. Buffalo
Passing Yards	304 vs. Fordham	232 at Illinois
Total Plays	95 vs. Fordham	61 vs. Buffalo
Total Yards	633 vs. Fordham	384 at Oklahoma
Possession Time	36:21 vs. Fordham	25:05 at Illinois
Fumbles	4 vs. Fordham	1 vs. Buffalo
Fumbles Lost	2 vs. Fordham	1 at Illinois; vs. Buffalo
Turnovers	2 vs. Fordham	1 at Illinois; vs. Buffalo
Turnover Margin	+1 vs. Fordham	-1 at Oklahoma
Penalties	9 vs. Buffalo	2 vs. Fordham
Yards Penalized	71 vs. Buffalo	15 vs. Fordham
Sacks By-Yards Lost	3-17 at Illinois	0-0 vs. Buffalo; at Oklahoma
Team Tackles for Loss-Yards	9.0-28 at Illinois	4.0-7 at Oklahoma

NEBRASKA INDIVIDUAL OFFENSIVE HIGHS

Most Rushing Attempts	18; Markese Stepp vs. Fordham
Most Net Rushing Yards	112; Adrian Martinez vs. Buffalo
Most Rushing TDs	2; Adrian Martinez vs. Fordham; Sevon Morrison vs. Fordham; Gabe Ervin Jr. vs. Buffalo
Longest TD Run	75; Adrian Martinez at Illinois
Longest Run, No TD	71; Adrian Martinez vs. Buffalo
Most Pass Attempts	32; Adrian Martinez at Illinois
Most Completed Passes	19; Adrian Martinez at Oklahoma
Most Passing Yards	289; Adrian Martinez at Oklahoma
Most Passing TDs	2; Adrian Martinez vs. Buffalo
Longest TD Pass	68; Adrian Martinez to Samori Toure vs. Illinois-2x
Longest Pass, No TD	55; Adrian Martinez to Xavier Betts at Oklahoma
Most Pass Receptions	8; Samori Toure vs. Fordham
Most Receiving Yards	136; Samori Toure vs. Buffalo
Most TD Receptions	2; Samori Toure vs. Buffalo
Most Total Offense Attempts	49; Adrian Martinez at Illinois (17 rush, 32 passes)
Most Total Offense Yards	356; Adrian Martinez vs. Buffalo (112 rush, 242 pass)
Most All-Purpose Attempts	17; Adrian Martinez at Illinois; at Oklahoma
Most All-Purpose Yards	168; Samori Toure vs. Fordham
Most Touchdowns Scored	2; Five times

NEBRASKA INDIVIDUAL SPECIAL TEAMS HIGHS

Most Field Goals Attempted	3; Connor Culp vs. Buffalo; at Oklahoma
Most Field Goals Made	1; Connor Culp at Illinois; vs. Fordham
Longest Field Goal Made	51; Connor Culp at Oklahoma
Longest Field Goal Attempted	51; Connor Culp at Oklahoma
Longest Punt Return, TD	None
Longest Punt Return, No TD	10; Samori Toure at Oklahoma
Most Punt Return Yardage	10; Samori Toure at Oklahoma
Longest Kickoff Return, TD	None
Longest Kickoff Return, No TD	18; Xavier Betts vs. Fordham
Longest Blocked Punt, TD	None
Longest Blocked Field Goal Return	None
Most Kickoff Return Yardage	35; Xavier Betts vs. Fordham
Most Punts	5; Daniel Cerni vs. Illinois (34.4 avg); vs. Buffalo (36.0 avg)
Highest Punting Average	50.0; William Przystup at Oklahoma (2 punts)
Longest Punt	52; William Przystup at Oklahoma
Most Blocked Field Goals	1; Marquel Dismuke vs. Fordham
Most Blocked Punts	None
Most Blocked PAT	None

NEBRASKA INDIVIDUAL DEFENSIVE HIGHS

Most Total Tackles	16; Luke Reimer (7 solo, 9 asst.) vs. Buffalo
Most Solo Tackles	7; Luke Reimer vs. Buffalo
Most Tackles for Loss	2.5; Garrett Nelson at Illinois
Most Yards Lost	11; Pheldarius Payne at Illinois (2.0 TFL)
Most Quarterback Sacks	2.0; Pheldarius Payne at Illinois (11 yards)
Most Yards Lost	11; Pheldarius Payne at Illinois (2.0 sacks)
Most Pass Breakups	2; Deontai Williams vs. Buffalo
Most Interceptions	2; Deontai Williams vs. Fordham
Longest Interception TD Return	None
Longest Interception Return, No TD	22; Luke Reimer vs. Buffalo
Longest Fumble TD Return	None
Longest Fumble Return, No TD	None



OPPONENT STATISTICAL HIGHS AND LOWS

OPPONENT TOTALS	HIGHS	LOWS
Points Scored	30 at Illinois	3 vs. Buffalo
First Downs	21 at Oklahoma	12 vs. Fordham
Rushing Attempts	48 at Illinois	28 vs. Fordham
Rushing Yards	194 at Oklahoma	129 vs. Fordham
Passes Attempted	50 vs. Buffalo	19 at Illinois
Passes Completed	27 vs. Buffalo	15 at Illinois
Had Intercepted	3 vs. Fordham	0 at Illinois; at Oklahoma
Passing Yards	224 vs. Buffalo	159 at Illinois
Total Plays	83 vs. Buffalo	58 vs. Fordham
Total Yards	408 at Oklahoma	292 vs. Fordham
Possession Time	34:55 at Illinois	23:39 vs. Fordham
Fumbles	1 at Illinois; 1 vs. Buffalo	0 vs. Fordham; at Oklahoma
Fumbles Lost	1 at Illinois	0 vs. Fordham; at Oklahoma
Turnovers	3 vs. Fordham	0 at Oklahoma
Turnover Margin	+1 at Oklahoma	-1 vs. Fordham
Penalties	10 vs. Buffalo	2 vs. Fordham
Yards Penalized	88 vs. Buffalo	10 vs. Fordham
Sacks By-Yards Lost	5-35 at Illinois; 5-28 at Oklahoma	0-0 vs. Buffalo
Team Tackles for Loss-Yards	10-39 at Oklahoma	4-7 vs. Fordham

OPPONENT INDIVIDUAL HIGHS

Most Yards Rushing	85; Kevin Marks (Buffalo)
Most Rushing Attempts	21; Kevin Marks (Buffalo)
Most Yards Passing	224; Kyle Vantrease (Buffalo)
Most Passing Attempts	50; Kyle Vantrease (Buffalo)
Most Pass Completions	27; Kyle Vantrease (Buffalo)
Most Pass Receptions	8; Quian Williams (Buffalo)
Most Yards Receiving	93; Quian Williams (Buffalo)

OPPONENT INDIVIDUAL LONGEST PLAYS

Rush	45; Mike Epstein (Illinois)
Pass	46; Artur Sitkowski to Deuce Spann (Illinois)
Field Goal	None;
Punt Return	7; Donny Navarro (Illinois)
Kickoff Return	31; Mario Williams (Oklahoma)
Fumble Return	41*; Calvin Hart Jr. (Illinois)
Interception Return	None;
Punt	81; Kyle Vantrease (Buffalo)

*-Indicates touchdown scored

ILLINOIS 30, NEBRASKA 22

SCORE BY QUARTERS	1	2	3	4	OT	FINAL
Nebraska	0	9	7	6		22
Illinois	2	14	14	0		30

SCORING SUMMARY

QTR	TEAM	TIME	SCORE
1st	ILL	04:07	Joseph safety
2nd	NEB	14:25	Stapp 2 yd run (kick failed)
2nd	NEB	09:15	Culp 27 yd field goal
2nd	ILL	02:51	Epstein 1 yd run (McCourt kick)
2nd	ILL	00:37	Hart Jr. 41 yd fumble return (McCourt kick)
3rd	ILL	06:56	Ford 2 yd pass from Sitkowski (McCourt kick)
3rd	ILL	04:01	Williams 1 yd pass from Sitkowski (McCourt kick)
3rd	NEB	03:48	Martinez 75 yd run (Culp kick)
4th	NEB	02:41	Martin 4 yd pass from Martinez (kick failed)

Champaign, Ill. (Aug. 28) - Nebraska rallied from a 21-point deficit late in the third quarter to pull within a touchdown, but Illinois held on for a 30-22 season-opening victory on Saturday afternoon.

The Huskers outgained the Fighting Illini (392-326), but a pair of pivotal second-quarter plays - a roughing the passer penalty and an Adrian Martinez fumble that led to a 41-yard scoop and score - to erase an early 9-2 lead.

Trailing 30-9, Martinez started the comeback with a 75-yard scoring run to make it 30-16 late in the third quarter. In the fourth quarter, Martinez engineered a 19-play, 91-yard drive capped by his four-yard touchdown pass to Oliver Martin with 2:41 left.

The Nebraska defense got a crucial stop with one minute left in the game to give Martinez and the offense one last shot to send the game to overtime. But Nebraska was unable to mount a scoring drive as time expired.

Martinez finished with 232 yards on 16-of-32 passing with one touchdown and no interceptions, while adding 111 rushing yards on 17 carries. Martin hauled in six catches for a career-high 103 yards and a touchdown.

The Huskers trailed 2-0 at the end of the first quarter after Cam Taylor-Britt was ruled down in the end zone when his left knee touched after fielding a long punt and retreating all the way to the goal line before slipping to the turf.

Nebraska answered early in the second quarter with the two-yard touchdown run by Markese Stepp, on a drive that also featured a 30-yard reception by Stepp out of the backfield, as NU went 63 yards on seven plays. After a 3-and-out, Nebraska took over at its own 31 and a 43-yard pass from Martinez to Martin moved the Huskers into scoring position. However, the drive stalled at the Illinois 9, and Culp kicked a 27-yard field goal to put NU up 9-2.

Perhaps the game's most pivotal play occurred on the ensuing Illinois drive. On 3rd-and-7 at the Illinois 44, Caleb Tannor hit quarterback Artur Sitkowski in the chest just as Sitkowski released the ball. The pass was intercepted by Taylor-Britt, but Tannor was flagged for both roughing the passer and unsportsmanlike conduct, giving the Illini the ball back and a 30-yard gain to the Nebraska 24. Seven plays later, Mike Epstein, who led Illinois with 75 yards rushing, found paydirt on a one-yard blast to tie the game with 2:51 left in the half.

After an Illinois turnover, Nebraska took over at its own 39 with 58 seconds left. On 3rd-and-2 at the NU 47, Martinez was sacked from behind by Keith Randolph Jr., who knocked the ball loose. It was scooped up by Calvin Hart Jr., who raced 41 yards into the end zone to give the Illini a 16-9 halftime lead.

Illinois seized control on the opening drive of the second half with a 14-play, 75-yard march that consumed 8:04. Sitkowski went 4-for-4 for 30 yards on the drive, including a two-yard pass to Luke Ford to put the Illini up 23-9. Illinois extended the lead by going 47 yards on three plays on its next drive, highlighted by a 45-yard Sitkowski pass to Deuce Spann, before Sitkowski's one-yard toss to Isaiah Williams made it 30-7. Sitkowski finished 12-for-15 passing for 124 yards and two touchdowns in relief.

TEAM STATISTICS

	NEB	ILL
FIRST DOWNS	19	18
RUSHES-YARDS (NET)	39-160	48-167
PASSING YDS (NET)	232	159
Passes Att-Comp-Int	32-16-0	19-15-0
TOTAL OFFENSE PLAYS-YARDS	71-392	67-326
Fumble Returns-Yards	0-0	0-0
Punt Returns-Yards	0-1	0-7
Kickoff Returns-Yards	2-30	1-9
Interception Returns-Yards	0-0	0-0
Punts (Number-Avg)	5-34.4	6-45.3
Fumbles-Lost	2-1	1-1
Penalties-Yards	5-67	3-40
Possession Time	25:05	34:55
Third-Down Conversions	5 of 14	6 of 13
Fourth-Down Conversions	1 of 2	0 of 0
Red-Zone Scores-Chances	3-3	3-3
Sacks By: Number-Yards	3-17	5-35

RUSHING: ILL-Epstein, Mike 16-75; Love III, Reggie 12-45; Brown, Chase 5-24; Norwood, Jakari 3-16; Hayden, Chase 4-12; Williams, Isaiah 2-8; Sitkowski, Artur 3-4; TEAM 1--2; Peters, Brandon 2--15. **NEB-**Martinez, Adrian 17-111; Ervin Jr., Gabe 12-33; Johnson, Rahmir 4-11; Stepp, Markese 3-10; Toure, Samori 2-9; TEAM 1--14.

PASSING: ILL-Sitkowski, Artur 12-15-0-124-2; Peters, Brandon 3-4-0-35-0. **NEB-**Martinez, Adrian 16-32-0-232-1

RECEIVING: ILL- Williams, Isaiah 6-41; Ford, Luke 3-30; Washington, Case 2-13; Spann, Deuce 1-45; Navarro, Donny 1-21; Norwood, Jakari 1-7; Epstein, Mike 1-2. **NEB-**Martin, Oliver 6-103; Toure, Samori 3-37; Manning, Omar 2-26; Allen, Austin 2-23; Liewer, Wyatt 2-13; Stepp, Markese 1-30

INTERCEPTIONS: ILL-None. **NEB-**None

FUMBLES: ILL-Navarro, Donny 1-1; **NEB-**Martinez, Adrian 1-1; TEAM 1-0

TACKLES: ILL-Adams, Tony 10-1. **NEB-**Henrich, Nick 4-7

NEBRASKA 52, FORDHAM 7

SCORE BY QUARTERS	1	2	3	4	FINAL
Fordham	0	7	0	0	7
Nebraska	7	17	14	14	52

SCORING SUMMARY

QTR	TEAM	TIME	SCORE
1st	NEB	03:59	Martinez 4 yd run (Culp kick)
2nd	FORD	14:14	Kokosioulis 31 yd pass from DeMorat (Leinenweber kick)
2nd	NEB	11:36	Culp 39 yd field goal
2nd	NEB	03:56	Martinez 4 yd run (Culp kick)
2nd	NEB	00:29	Morrison 1 yd run (Culp kick)
3rd	NEB	08:24	Brewington 2 yd pass from Martinez (Culp kick)
3rd	NEB	03:58	Toure 8 yd run (Culp kick)
4th	NEB	14:26	Morrison 6 yd run (Culp kick)
4th	NEB	01:43	Scott III 6 yd run (Culp kick)

Lincoln (Sept. 4) - Nebraska produced a dominant and balanced performance with more than 300 yards rushing and passing on its way to a 52-7 win over Fordham.

Adrian Martinez completed 17-of-23 passes for 254 yards and one touchdown, while adding eight carries for 33 yards and two more scores. He piloted a Husker offense that rolled up well over 600 yards of total offense, including 329 rushing and 304 passing yards.

Markese Stepp led the Big Red ground game with 101 yards on 18 carries, while Sevon Morrison rushed for two TDs. Samori Toure pitched in a big game for Nebraska with eight receptions for 133 yards, while adding three carries for 35 yards, including a touchdown run. Martinez helped the Huskers build a 38-7 lead midway through the third quarter, before Logan Smothers led the Huskers on its final two TD drives.

Overall, Nebraska rushed the ball 65 times and the Husker rushing total likely would have been far greater if not for an historic defensive performance by Fordham's Ryan Greenhagen, who set a NU opponent record with 30 tackles. His tackle total tied the Memorial Stadium record set by Husker Clete Pillen against Oklahoma State on Nov. 6, 1976.

Nebraska's defense surrendered just 292 total yards on the afternoon, holding Fordham to 129 rushing yards on 28 carries. The Rams managed 163 passing yards, as Tim DeMorat completed 18-of-30 passes but was intercepted three times by the Blackshirts. Deontai Williams pulled down two of the interceptions while JoJo Domann snagged the other interception as all three turnovers led to NU scores.

Nebraska took a 7-0 lead on Martinez's first quarter four-yard touchdown run before Fordham tied the score on DeMorat's 31-yard touchdown pass to Fotis Kokosioulis with 14:14 left in the first half.

After that, it was all Huskers. Connor Culp put Nebraska on top less than three minutes later with his 39-yard field goal to make it 10-7. Martinez then pushed NU's lead to 17-7 with his second four-yard scoring run of the day. The Big Red's lead grew to 24-7 at the half after Morrison's one-yard touchdown blast with 29 seconds remaining in the half.

Nebraska's defense continued to put the clamps down on the Rams before Martinez connected with Chancellor Brewington on a two-yard touchdown pass to make it 31-7 with 8:24 left in the third. NU extended the margin to 38-7 less than five minutes later when Toure took an option pitch from Martinez and scored from eight yards.

TEAM STATISTICS

	FOR	NEB
FIRST DOWNS	12	34
RUSHES-YARDS (NET)	28-129	65-329
PASSING YDS (NET)	163	304
Passes Att-Comp-Int	30-18-3	30-21-0
TOTAL OFFENSE PLAYS-YARDS	58-292	95-633
Fumble Returns-Yards	1-4	0-0
Punt Returns-Yards	0-0	1-1
Kickoff Returns-Yards	0-0	2-35
Interception Returns-Yards	0-0	3-11
Punts (Number-Avg)	6-36.2	2-40.0
Fumbles-Lost	0-0	4-2
Penalties-Yards	2-15	2-10
Possession Time	23:39	36:21
Third-Down Conversions	2 of 13	12 of 19
Fourth-Down Conversions	1 of 4	4 of 4
Red-Zone Scores-Chances	0-0	8-8
Sacks By: Number-Yards	1-2	1-4

RUSHING: FOR- Wilson III,Trey 13-75; Davis, Zach 6-37; Kokosioulis, Fotis 2-8; Feria, Antonio 2-5; DeMorat,Tim 4-5; TEAM 1--1. **NEB-**Stepp,Markese 18-101; Smothers, Logan 4-36; Toure, Samoei 3-35; Martinez, Adrian 8-33; Morrison, Sevon 9-31; Scott III, Marvin 6-30; Yant, Jaquez 5-25; Johnson, Rahmir 5-19; Ervin Jr.,Gabe 6-17; Jewett, Cooper 1-2

PASSING: FOR-DeMorat,Tim 17-29-3-165-1; Leinenweber, Nick 1-1-0-2-0 **NEB-**Martinez, Adrian 17-23-0-254-1; Smothers, Logan 4-7-0-50-0.

RECEIVING: FOR- Carter, Dequece 5-69; El-Zayat, Hamze 4-37; Kokosioulis, Fotis 3-30; Wilson III, Trey 2-7; Cody, Garrett 1-11; Wright, MJ 1-6; Davis, Zach 1-5; Diodato, Anthony 1--2. **NEB-**Toure, Samori 8-133; Allen, Austin 4-61; Manning, Omar 3-54; Brewington, Chancellor 2-8; Betts, Xavier 1-30; Brown, Alante 1-11; Falck,Levi 1-8; Morrison, Sevon 1--1

INTERCEPTIONS: FOR-None. **NEB-**Williams, Deontai 2-11; Domann, JoJo 1-0

FUMBLES: FOR-None. **NEB-**Taylor-Britt, Cam 1-1; Smothers, Logan 1-1; Belt, Brody 1-0; Martinez, Adrian 1-0.

TACKLES: FOR-Greenhagen, Ryan 13-17. **NEB-**Domann, JoJo 3-2; Newsome, Quinton 3-2

NEBRASKA 28, BUFFALO 3

SCORE BY QUARTERS	1	2	3	4	FINAL
Buffalo	0	0	3	0	3
Nebraska	0	14	0	14	28

SCORING SUMMARY

QTR	TEAM	TIME	SCORE
2nd	NEB	06:56	Ervin Jr. 2 yd run (Culp kick)
2nd	NEB	00:34	Toure 68 yd pass from Martinez (Culp kick)
3rd	BUFF	09:17	McNulty 45 yd field goal
4th	NEB	14:47	Ervin Jr. 1 yd run (Culp kick)
4th	NEB	05:53	Toure 68 yd pass from Martinez (Culp kick)

Lincoln (Sept. 11) - Lincoln – Nebraska limited Buffalo to one score, while Adrian Martinez accounted for over 350 yards of total offense in a 28-3 victory over Buffalo.

Martinez completed 13-of-19 passes for 242 yards, including a pair of 68-yard touchdown passes to Samori Toure. The first came with 34 seconds left in the half to give NU a 14-0 lead, while the second one iced the game with just under six minutes remaining.

The game was scoreless until the second quarter when Martinez unleashed a spectacular 71-yard scamper inside the Buffalo 5-yard line. That run set up a 2-yard run by Gabe Ervin Jr., the first of two touchdowns by the freshman.

Martinez finished the first half 7-of-9 through the air for 116 yards, while carrying the ball six times for 110 yards. He finished the game with 354 total yards on 28 attempts, including nine carries for 112 yards.

Nebraska's final margin could have been greater had Martinez's apparent 26-yard touchdown pass to Toure on 4th and 3 on the fourth play of the second quarter not been called back because of an offensive pass interference penalty. Later in the second quarter, an apparent 56-yard touchdown pass to Xavier Betts was wiped off by a holding call on the offensive line. The Huskers also had an apparent touchdown taken off the board on their final drive when quarterback Logan Smothers pitched the ball down the 11-yard line on an option to Will Nixon, who sprinted into the end zone. An illegal forward pass was called, and the call stood upon an official review.

None of the adversity appeared to shake the Blackshirts, who got a huge play in the fourth quarter to help the Huskers take complete control of the outcome.

Linebacker Luke Reimer deflected a pass by Kyle Vantrease that bounded into the air. Reimer adjusted to the ball and plucked it from the air and returned it to the Buffalo 1, setting up Ervin's second score to make it 21-3 with 14:47 left.

Reimer finished with a huge game that included a game and career-high 16 tackles, including seven solo stops, to go along with his interception. Fellow linebacker Nick Henrich added eight tackles and a pair of hurries, while JoJo Domann contributed five stops, including a TFL, and a hurry of his own.

Ervin finished with 10 carries for 56 yards and two scores, while Sevon Morrison contributed eight carries for 24 yards. Overall the Huskers amassed 220 rushing yards on 41 carries, while adding 296 yards through the air, including a 54-yard connection between Smothers and tight end Chris Hickman on the final drive.

Hickman finished with career highs of three receptions for a career-high 90 yards. Toure finished with two receptions for 136 yards on his two 68-yard touchdown catches, marking his second straight 100-yard receiving day.

TEAM STATISTICS

	BUFF	NEB
FIRST DOWNS	19	19
RUSHES-YARDS (NET)	33-135	41-231
PASSING YDS (NET)	224	296
Passes Att-Comp-Int	50-27-1	20-14-0
TOTAL OFFENSE PLAYS-YARDS	83-359	61-527
Fumble Returns-Yards	0-0	0-0
Punt Returns-Yards	0-0	0--3
Kickoff Returns-Yards	2-39	0-0
Interception Returns-Yards	0-0	1-22
Punts (Number-Avg)	6-47.7	5-36.0
Fumbles-Lost	1-0	1-1
Penalties-Yards	10-88	9-71
Possession Time	32:00	28:00
Third-Down Conversions	11 of 22	8 of 15
Fourth-Down Conversions	0 of 2	0 of 0
Red-Zone Scores-Chances	1-2	2-4
Sacks By: Number-Yards	0-0	0-0

RUSHING: BUFF-Marks, Kevin 21-85; McDuffie, Dylan 7-46; Cook, Ron 4-4; Vantrease, Kyle 1-0. **NEB-**Martinez, Adrian 9-115; Ervin Jr., Gabe 10-58; Morrison, Sevon 8-24; Stepp, Markese 9-20; Johnson, Rahmir 4-9; Smothers, Logan 1-2

PASSING: BUFF-Vantrease, Kyle 27-50-1-224-0-21. **NEB-**Martinez, Adrian 13-19-0-242-2; Smothers, Logan 1-1-0-54-0

RECEIVING: BUFF- Williams, Quian 8-93; Ruiz, Jovany 4-33; Johnson, Dominic 3-35; Cook, Ron 3-15; Marks, Kevin 3-5; Stephens, Tyler 2-26; Laborn, Khamran 2-2; McDuffie, Dylan 1-8; Gassett, Jamari 1-7. **NEB-**Hickman, Chris 3-90; Toure, Samori 2-136; Betts, Xavier 2-21; Ervin Jr., Gabe 2-6; Belt, Brody 1-16; Brewington, Chancellor 1-12; Allen, Austin 1-8; Boerkercher, Nate 1-7; Morrison, Sevon 1-0

INTERCEPTIONS: BUFF-None. **NEB-**Reimer, Luke 1-22

FUMBLES: BUFF-Team 2-0. **NEB-**Team 1-1

TACKLES: BUFF- Patterson, James 5-7. **NEB-**Reimer, Luke 7-9

NO. 3 OKLAHOMA 23, NEBRASKA 16

SCORE BY QUARTERS	1	2	3	4	FINAL
Nebraska	3	0	6	7	16
Oklahoma	7	0	9	7	23

SCORING SUMMARY

QTR	TEAM	TIME	SCORE
1st	OU	08:02	Rattler 1 yd run (Brkic kick)
1st	NEB	01:21	Culp 51 yd field goal
3rd	OU	03:50	Hall 1 yd pass from Rattler (Brkic kick)
3rd	NEB	00:08	Martinez 4 yd run (kick failed)
3rd	OU	00:08	Fields 100 yd extra point return
4th	OU	10:24	Brooks 2 yd run (Brkic kick)
4th	NEB	05:38	Manning 21 yd pass from Martinez (Culp kick)

Norman, Okla. (Sept. 18) - Nebraska took No. 3 Oklahoma down to the wire in Norman, but came up just short in a 23-16 setback to the Sooners.

The Huskers held a high-powered Oklahoma offense in check for most of the day, limiting the Sooners to 408 yards of total offense, including 214 through the air. Nebraska nearly matched OU yard-for-yard, managing 384 total yards, including 289 through the air.

Oklahoma survived by converting three drives into touchdowns and adding a defensive two-point conversion after a blocked Nebraska extra-point attempt late in the third quarter. The Huskers were able to answer with two touchdowns and a career-long 51-yard field goal from Connor Culp.

Nebraska's Blackshirts kept the Huskers in it on the road with outstanding performances. JoJo Domann led the Huskers with 12 tackles and a pass breakup, while Deontai Williams added nine stops and a quarterback hurry.

Spencer Rattler marched the Sooners 75 yards on 14 plays in just under seven minutes to open the game. Rattler capped the drive on a one-yard plunge to five OU a 7-0 lead. Nebraska answered with Culp's 51-yard field goal after a 14-play drive of its own to make it 7-3 at the end of the first quarter.

Nebraska started the second half with the ball and marched into field goal range before the drive stalled in the red zone. The Huskers attempted a 35-yard field goal that missed wide left.

The Sooners then put together another long drive, covering 80 yards in 10 plays on a march that took 5:29 and was capped by Rattler's one-yard touchdown pass to Jeremiah Hall to take a 14-3 lead with 3:50 left in the third quarter. Rattler finished 24-of-34 for 214 yards and one touchdown through the air.

Nebraska answered with eight seconds left in the third on Adrian Martinez's four-yard touchdown run to cap a nine-play, 75-yard drive to cut the margin to 14-9. But NU's extra-point try was blocked and picked up on the run by Patrick Fields, who returned it 100 yards to put the Sooners up 16-9.

Oklahoma firmed its grip on victory on a 12-play, 65-yard drive that resulted in a two-yard touchdown run by Kennedy Brooks that put the Sooners up 23-9 with 10:24 left.

Nebraska fought back, as Martinez then found Omar Manning streaking across the middle of the end zone for a touchdown to cut OU's lead to 23-16.

After Nebraska's touchdown, Oklahoma misplayed the kickoff, as Marvin Mims scooped up the ball at the OU 8 and dove out of bounds. But the Sooners strung together three first downs to cross into Nebraska territory and chew up more than four minutes off the clock before the Blackshirts forced a Sooner punt on 4th-and-5 at the NU 48.

Trailing by a touchdown, Nebraska got the ball back with just under a minute left in the game but was unable to move down the field without any timeouts.

Martinez finished 19-of-25 for 289 yards and a touchdown through the air in the game but was sacked five times.

TEAM STATISTICS

	NEB	OU
FIRST DOWNS	18	21
RUSHES-YARDS (NET)	38-95	35-194
PASSING YDS (NET)	289	214
Passes Att-Comp-Int	25-19-1	34-24-0
TOTAL OFFENSE PLAYS-YARDS	63-384	69-408
Fumble Returns-Yards	0-0	0-0
Punt Returns-Yards	0-10	0-0
Kickoff Returns-Yards	1-12	2-31
Interception Returns-Yards	0-0	1-0
Punts (Number-Avg)	2-50.0	4-39.2
Fumbles-Lost	0-0	0-0
Penalties-Yards	8-70	7-70
Possession Time	29:10	30:50
Third-Down Conversions	6 of 14	6 of 11
Fourth-Down Conversions	1 of 3	0 of 0
Red-Zone Scores-Chances	2-4	3-3
Sacks By: Number-Yards	0-0	5-28

RUSHING: OU-Gray, Eric 15-84; Brooks, Kennedy 14-75; Rattler, Spencer 6-35 **NEB-**Johnson, Rahmir 11-42; Martinez, Adrian 17-34; Ervin Jr., Gabe 9-18 Morrison, Sevon 1-1.

PASSING: OU-Rattler, Spencer 24-34-0-214-1. **NEB-**Martinez, Adrian 19-25-1-289-1

RECEIVING: OU-Haselwood, Jadon 6-61; Williams, Mario 3-29; Woods, Mike 3-24; Hall, Jeremiah 3-1; Mims, Marvin 2-32; Stoops, Drake 2-31; Jackson, Cody 2-14; Willis, Brayden 1-11; Stogner, Austin 1-9; Gray, Eric 1-2. **NEB-**Allen, Austin 6-43; Betts, Xavier 3-61; Johnson, Rahmir 3-48; Toure, Samori 3-27; Manning, Omar 2-52; Vokolek, Travis 1-38; Falck, Levi 1-20

INTERCEPTIONS: OU-Graham, D.J. 1-0. **NEB-**None

FUMBLES: OU-None. **NEB-**None

TACKLES: OU-White, DaShaun 5-5. **NEB-**Domann, JoJo 7-5