

K-STATE

2008 FOOTBALL GAME NOTES

KANSAS STATE SPORTS INFORMATION
785.532.6735 (Phone) 785.532.6093 (Fax)

Kenny Lannou
785.587.7867 (C)
klannou@ksu.edu

Ryan Lackey
785.587.7865 (C)
rlackey@ksu.edu

KANSAS STATE SCHEDULE/RESULTS

AUGUST

30 NORTH TEXASW, 45-6

SEPTEMBER

6 MONTANA STATE (FCS)W, 69-10

17 at Louisville (ESPN2)L, 29-38

27 LOUISIANAW, 45-37

OCTOBER

4 #7 TEXAS TECH* (ABC)L, 28-58

11 at Texas A&M*W, 44-30

18 at Colorado* (FSN)L, 13-14

25 #4 OKLAHOMA* [HC] (FSN)L, 35-58

NOVEMBER

1 at Kansas* (FSN)L, 21-52

8 at #13 Missouri* (FSN)L, 24-41

15 NEBRASKA* (FSN-PPV)2:35 p.m.

22 IOWA STATE*TBA

Home games in **BOLD**
All times Central

* Big 12 Conference game
(HC) Homecoming



KANSAS STATE WILDCATS

2008 Record: 4-6, 1-5 Big 12
Ranking (AP/Coaches): NR
Last Game: Nov. 8, 2008
lost to #13 Missouri, 41-24
Coach: Ron Prince
Career Record: 16-19
vs. NU: 0-2

STATISTICAL LEADERS

Rushing: Josh Freeman
90-369-14
Passing: Josh Freeman
200-334-8-2,552-15
Receiving: Brandon Banks
57-917-8



NEBRASKA CORNHUSKERS

2008 Record: 6-4, 3-3 Big 12
Ranking (AP/Coaches): NR
Last Game: Nov. 8, 2008
defeated Kansas, 45-35
Coach: Bo Pelini
Career Record: 7-4
vs. KSU: First meeting

STATISTICAL LEADERS

Rushing: Roy Helu, Jr.
82-566-5
Passing: Joe Ganz
231-333-9-2,833-19
Receiving: Nate Swift
54-801-8

GAME INFORMATION

Date: Saturday, November 15, 2008
Kickoff: 2:35 p.m. (CT)
Location: Manhattan, Kan.
Stadium: Bill Snyder Family Stadium (50,000)
Series: NU leads, 75-15-2
Television: FSN PPV
TBD (Play-by-Play)
TBD (Analyst)
TBD (Sideline Reporter)
Radio: K-State Sports Network; Yahoo! Radio;
SIRIUS Satellite Radio Ch. 121
Wyatt Thompson (Play-by-Play)
Stan Weber (Analyst)
Matt Walters (Sideline Reporter)
Tickets: 1-800-221-CATS

KANSAS STATE COACHES

Ron Prince (SL)Head Coach
Dave Brock (PB)Offensive Coordinator/WR
Tim Tibesar (SL)Defensive Coordinator/DB
Tim McCarty (PB)Assistant Head Coach/OL
Cornell Jackson (PB)Linebackers
Mo Latimore (SL)Defensive Line
Frank Leonard (SL)Tight Ends
Ricky Rahne (SL)Running Backs
Jeff Rodgers (SL)Special Teams Coordinator
Warren Ruggiero (SL)Quarterbacks

Game Location: (PB) - Press Box (SL) - Sideline

KANSAS STATE WEEKLY SCHEDULE

MONDAY, NOVEMBER 10

10:30 a.m.Ron Prince on Big 12 Teleconference

MONDAY, NOVEMBER 10

Weekly Press Conference

12:30 p.m.Ron Prince

1 p.m.Lunch

1:30 p.m.-2:15 p.m.Player Interviews

TUESDAY, NOVEMBER 11

7 p.m.Post-practice Interviews

WEDNESDAY, NOVEMBER 12

12 p.m.Ron Prince (out of town media)

SATURDAY, NOVEMBER 15

2:35 p.m.Nebraska at K-State (FSN-PPV)



K-STATE RETURNS HOME TO FACE NORTH RIVAL NEBRASKA

WILDCATS AND HUSKERS MEET IN FSN-PAY-PER-VIEW CONTEST

Kansas State returns home for the final two games of its regular season as the Wildcats look to end the season with two wins to become bowl-eligible, beginning Saturday afternoon with Big 12 North rival Nebraska.

The game, which will kick at 2:35 p.m., will be televised by FSN on a pay-per-view basis and will also air across the Kansas State Sports Network, online at k-statesports.com and on SIRIUS satellite radio (channel 121). Wyatt Thompson (play-by-play), Stan Weber (analyst) and Matt Walters (sideline) will have the call. The broadcast team for the pay-per-view telecast will be announced later in the week.

A QUICK LOOK AT THE WILDCATS

Kansas State is looking to snap a four-game losing streak and will look to carry some momentum from its late success at Missouri on Saturday and a solid outing from the Wildcat defense.

Quarterback Josh Freeman has already become the school's all-time leader in pass attempts, completions, passing yards and touchdown passes this season, and also became the school's career total offense leader last weekend at Missouri.

Brandon Banks has been the Wildcats' top receiving threat this season and should contend for Big 12 Newcomer of the Year honors as the junior has already recorded the second-most receiving yards in a season by a K-State junior and needs just 91 more yards to set Quincy Morgan's junior record and 83 yards to become the second junior and 23rd Wildcat ever to record 1,000 yards in a career. He would also be the sixth receiver to surpass 1,000 yards in a season. Deon Murphy became the 22nd player in school history to reach 1,000 receiving yards for a career last weekend at Missouri.

The K-State defense had a solid night overall at Missouri as the Wildcats were able to generate pressure on Tiger quarterback Chase Daniel. Three Wildcat players recorded 10 or more tackles, including Eric Childs, who notched a career-high 13 stops. Alex Hrebec has stepped up nicely for the Wildcats as a starter as the walk-on has collected 35 tackles in his last four games, including a career-best 10 at Missouri. Defensive end Brandon Harold continues to rank among the top freshmen defensive players in the country as he ranks first in the Big 12 among rookies with 10.5 tackles for loss. Joshua Moore has certainly put up All-Big 12 numbers as he currently leads the team in tackles with 60 and the league in passes defended in conference play with 12.

K-State has continued its national dominance on special teams as the Cats have blocked a nation-leading and school-record eight total kicks (four punts, two extra points, and two field goals) this season. The Wildcats have blocked kicks in six different games this season and have recorded two blocks in the same game on two occasions. The Cats also lead the nation with five touchdowns on punt returns, while also collecting a nation-leading 22 non-offensive touchdowns since 2006, and a total of 66 since 1999, a number that is second nationally behind only Virginia Tech's 70.

HEAD COACH
RON PRINCE



KANSAS STATE

Year at K-State: Third (16-19 record)

PERSONAL

Date of Birth: Sept. 18, 1969
Hometown: Junction City, Kan.
Spouse: Married to the former Zoé Ahern
Children: Deuce, James, Grace and John

EDUCATION

Graduated from Junction City High School in 1988
Attended Dodge City Community College
Received bachelor's in history from Appalachian State in 1992

PLAYING EXPERIENCE

Offensive lineman at Dodge City Community College (1988-89) and Appalachian State (1990-91)

COLLEGE COACHING EXPERIENCE

Dodge City CC, 1992 - volunteer assist. coach (OT/TE)
Alabama A&M, 1993 - assistant coach (OL/TE)
South Carolina State, 1994 - assistant coach (OL)
James Madison, 1995-97 - assistant coach (OL)
Cornell, 1998 - assistant coach (OL)
Cornell, 1999-2000 - assistant coach/run game coord. (OL)
Virginia, 2001-2002 - assistant coach (OL)
Virginia, 2003-2005 - offensive coordinator (OL)
Kansas State, 2006-2008 - head coach

2008 FOOTBALL
PROMOTIONAL SCHEDULE



NEBRASKA

Ticket Promo:N/A
Game Promotion:N/A
RecognitionsBig 12 Legends; Snyder-Osborne

IOWA STATE

Ticket Promo:\$99 - Family 4 Pack
Game Promotion:Senior Day
RecognitionsBaseball/Equestrian (end of 1st)
.....Band Seniors (Halftime)



Kenny Lannou klannou@ksu.edu		WEEK 12 vs NEBRASKA						Ryan Lackey rlackey@ksu.edu	
Monday 10	Tuesday 11	Wednesday 12	Thursday 13	Friday 14	Saturday 15	Sunday 16			
Big 12 Teleconference 10:30 - Ron Prince	Players available for interviews after practice (7 p.m.)	Coach Prince out of town media availability (via telephone) 12 - 1 p.m.	No media availability	No media availability	Game 11 Nebraska at K-State 2:35 p.m. FSN-PPV	Kansas State Game Notes K-State game notes for the Iowa State game will be available Sunday evening.			
Media Luncheon 12:30 - Ron Prince 1:30 - Players									
Satellite Feed 3:30 - 3:45 p.m. AMC 15 - K02 analog 105 degrees West 11740.0 MHz Horizontal									

A LOOK AT THE OPPOSITION

Kansas State will face a Nebraska team on Saturday that is coming off a big home win over Kansas and finds itself still in the hunt for the Big 12 North title. The Huskers, led by first-year head coach Bo Pelini, are 6-4 overall and 3-3 in Big 12 play heading into Saturday's matchup with the Wildcats.

Offensively, the Huskers have averaged 448.2 yards a game, including 291.8 through the air. Quarterback Joe Ganz has completed nearly 70-percent of his passes and has thrown for 2,833 yards and 19 touchdowns. On the ground, Roy Helu, Jr., has averaged 6.9 yards on 82 carries, while Marlon Lucky has rushed for seven scores and 470 yards. Nate Swift (54) and Todd Peterson (50) have been favorite targets of Ganz and have combined for over 100 catches and 10 scores.

Defensively, Nebraska has been led by Ndamukong Suh, who has collected 60 total tackles, 12 of which have been for losses, while Larry Asante is close behind with 58. Suh and Zach Potter are tied for the team lead in sacks with 4.5.

NEBRASKA SERIES

Saturday's game will be the 93rd edition in the Kansas State-Nebraska series, which dates to 1911. The Cornhuskers hold a 75-15-2 edge in the all-time series, and have won three in a row, however, the rivalry has taken on more of a purple hue over the last 10 seasons. Overall, Kansas State has won three of the last six, four of the last eight and five of the last 10 meetings between the two programs, which included three straight wins from 2002-2004.

Since 1998, the Wildcats are 4-1 in Manhattan with the lone loss coming in 2006, a 21-3 Husker win on FSN-PPV. In the last 10 meetings, each school has won five times, while neither team has won more than three games in a row. Head coach Ron Prince will look for his first win over the Huskers on Saturday.

K-STATE/NEBRASKA SERIES

11/14/98	at K-State	W, 40-30
11/13/99	at Nebraska	L, 15-41
11/11/00	at K-State	W, 29-28
11/10/01	at Nebraska	L, 21-31
11/16/02	at K-State	W, 49-13
11/15/03	at Nebraska	W, 38-9
10/23/04	at K-State	W, 42-21
11/12/05	at Nebraska	L, 25-27
10/14/06	at K-State	L, 3-21
11/10/07	at Nebraska	L, 31-73

*Last 10 games

KANSAS STATE vs. NEBRASKA • TEAM COMPARISONS

KANSAS STATE (4-6/1-5 Big 12 North)

Team Statistics	KS	OPP
Points/Game	35.3	34.4
First Downs	215	243
Rushing/Game	135.9	210.8
Passing/Game	276.8	240.5
Total Offense/Game	412.7	451.3
Fumbles-Lost	20-13	13-5
Pen.-Yds/Game	61-51.9	72-56.3
Time of Possession	28:17	31:43

INDIVIDUAL LEADERS

RUSHING	Att	Net	Avg	TD	YPG
Freeman	90	369	4.1	14	36.9
Brown	88	289	4.4	3	37.1

PASSING

A-C-I	Pct.	TD	YPG
Freeman	334-200-8	59.9	15 255.2

RECEIVING

Rec	Yds	Avg	TD	YPG
Banks	57	917	16.1	8 91.7
Mastrud	36	412	11.4	2 41.2

DEFENSE

U-A-TT	TFL	Int.	FF	FF-FR
J. Moore	42-18-60	2.5	2	0-1
Herndon	32-21-53	4.5	1	0-1

NEBRASKA (6-4, 3-3 Big 12 North)

Team Statistics	NU	OPP
Points/Game	33.8	29.1
First Downs	229	188
Rushing/Game	156.4	140.9
Passing/Game	291.8	239.1
Total Offense/Game	448.2	380.0
Fumbles-Lost	23-12	12-3
Pen.-Yds/Game	76-64.8	50-38.8
Time of Possession	33:11	26:49

INDIVIDUAL LEADERS

RUSHING	Att	Net	Avg	TD	YPG
Helu, Jr.	82	566	6.9	5	56.6
Lucky	114	470	4.1	7	47.0

PASSING

A-C-I	Pct.	TD	YPG
Ganz	333-231-9	69.4	19 283.3

RECEIVING

Rec	Yds	Avg	TD	YPG
Swift	54	801	14.8	8 80.1
Peterson	50	599	12.0	2 59.9

DEFENSE

U-A-TT	TFL	Int.	FF	FF-FR
Suh	29-31-60	12	1	1-0
Asante	40-18-58	2	0	0-0



NCAA TEAM RANKINGS

Category	KS	NU
Rushing Offense	72	53
Passing Offense	17	13
Total Offense	28	14
Scoring Offense	20	23
Rushing Defense	109	63
Pass Efficiency Defense	87	99
Total Defense	110	81
Scoring Defense	108	89
Net Punting	107	95
Punt Returns	33	10
Kickoff Returns	33	52
Turnover Margin	109	109
Pass Defense	93	92
Passing Efficiency	41	15



DID YOU KNOW, K-STATE...

- Led the Big 12 Conference in 2007 and 2008 in federal graduation rate for all sports at 75-percent.
- Was first in the Big 12 Conference in 2008 with a 67-percent graduation rate for football.
- Ranked 10th nationally in graduating African-American football players in a recent survey by *Diverse* magazine.
- Was the only school in the nation in 2007-08 to have a Consensus All-American in both football and men's basketball.

TWO OF THE BIG 12'S MOST SUCCESSFUL

When Kansas State and Nebraska meet on Saturday, it will pit two of the Big 12 Conference's most successful programs in football. **Kansas State, along with Nebraska, are two of five Big 12 programs to reach the 60-win mark during league play.**

K-State became the third program in league history to reach 60 wins, while Texas Tech joined the group this past weekend with its win over Oklahoma State. Texas leads the group with 78 wins, while Oklahoma is second with 73. Since 1996, K-State is 61-41 in Big 12 play.

VERSUS THE NORTH

K-State will look for its first win of the season against north division opponents on Saturday. **The Wildcats are 40-23 (.635) vs. division opponents since 1996, which is second to Nebraska among Big 12 North schools. K-State is looking for its first win over Nebraska since 2004 and will look to improve on its 7-16 record against north opponents since 2004.**

THE FINAL MONTH

Since 1996, Kansas State has posted a number of Novembers to remember. **Over the past 11-plus seasons, the Wildcats are 29-14 (.674) in November games and have run the table five times, doing so as recently as 2003. Of those 43 games, 18 have been at home where the Cats are 16-2.** But, the Wildcats will look to snap a seven-game skid during the month on Saturday.

LEADING AT THE BREAK

There's no better indicator of a Wildcat victory than when K-State leads or is tied at the half. **Under Ron Prince, K-State has led at the break in all 16 of its wins and trailed at the half in 17 of 19 losses, including all six in 2008. Since 1990, the Cats have protected a halftime lead 96-percent of the time, going 132-5 when leading at halftime.**

DRAWING FIRST BLOOD

Scoring first has also been a sign of good things to come for the Wildcats. Kansas State opened the game's scoring in 10 of 12 contests last season and has continued that trend through 10 games in 2008 by scoring first in 5-of-10 contests. Since 1990, K-State's record when scoring first is even more dramatic as **the Wildcats have gone 117-20 (85-percent) when drawing first blood.**

HOME FIELD ADVANTAGE

Few teams in college football have taken care of their home field as well as the Wildcats since the start of the 1990 season. **Over the past 18 years, K-State is an amazing 100-22-1 (.817) when playing at Bill Snyder Family Stadium, including a 48-16-1 mark (.746) in league games (combined Big 8/Big 12).** So far in 2008, the Wildcats are 3-2 at home.

QUICK DRAW

The Wildcat offense has shown the ability to sustain long scoring drives as well as the ability to strike quick and get into the endzone this season. K-State has **tallied 17 touchdown scoring drives of 2:00 or less through 10 games, which ranks 12th nationally, and also has collected 15 TD drives that have taken five or less plays, which ranks 17th nationally this season.**

GO-TO GUYS

Kansas State has been one of the Big 12's best this season at converting on third down and several Wildcats have stepped up to be the go-to player when it counts. Brandon Banks, Aubrey Quarles and Josh Freeman have been the most frequent players to take control when a first down is needed. **Freeman (35), Banks (31) and Quarles (24) have each recorded at least 20 first downs this season. In regards to converting on third down, Freeman has called his number and converted on 17 third downs, which represents 49-percent of his total first downs obtained, while Banks has converted on nine third downs, which is 29-percent of his first downs obtained. Freeman's 17 third down conversions leads the team and comprises 32-percent of the Wildcats' third down conversions.**

BIG 12 FOOTBALL STANDINGS

NORTH DIVISION	B12	Overall
Missouri	4-2	8-2
Nebraska	3-3	6-4
Kansas	3-3	6-4
Colorado	2-4	5-5
Kansas State	1-5	4-6
Iowa State	0-6	2-8

SOUTH DIVISION	B12	Overall
Texas Tech	6-0	10-0
Texas	5-1	9-1
Oklahoma	5-1	9-1
Oklahoma State	4-2	8-2
Texas A&M	2-4	4-6
Baylor	1-5	3-7

UPCOMING BIG 12 SCHEDULE

SATURDAY, NOV. 15

Texas A&M at Baylor
Oklahoma State at Colorado
Missouri at Iowa State
Texas at Kansas
Nebraska at Kansas State

SATURDAY, NOV. 22

Iowa State at Kansas State
Texas Tech at Oklahoma

THURSDAY, NOV. 27

Texas A&M at Texas

FRIDAY, NOV. 28

Colorado at Nebraska

SATURDAY, NOV. 29

Kansas vs. Missouri [Kansas City, Mo.]
Baylor at Texas Tech
Oklahoma at Oklahoma State

WEEKLY BIG 12 TELECONFERENCE SCHEDULE

10:00 a.m. - Mark Mangino, Kansas
10:10 a.m. - Bob Stoops, Oklahoma
10:20 a.m. - Mike Gundy, Oklahoma State
10:30 a.m. - Ron Prince, Kansas State
10:40 a.m. - Gary Pinkel, Missouri
10:50 a.m. - Mike Leach, Texas Tech
11:00 a.m. - Art Briles, Baylor
11:10 a.m. - Gene Chizik, Iowa State
11:20 a.m. - Mack Brown, Texas
11:30 a.m. - Mike Sherman, Texas A&M
11:40 a.m. - Dan Hawkins, Colorado
11:50 a.m. - Bo Pelini, Nebraska



NATIONAL RANKINGS

Associated Press Top 25 (Week 11)

1. Alabama (44)	10-0	1,604
2. Texas Tech (21)	10-0	1,574
3. Florida	8-1	1,467
4. Texas	9-1	1,437
5. Oklahoma	9-1	1,375
6. USC	8-1	1,311
7. Penn State	9-1	1,161
8. Utah	10-0	1,157
9. Boise State	9-0	1,110
10. Ohio State	8-2	1,009
11. Oklahoma State	8-2	963
12. Missouri	8-2	913
13. Georgia	8-2	880
14. Ball State	9-0	677
15. TCU	9-2	623
16. Brigham Young	9-1	602
17. North Carolina	7-2	597
18. Michigan State	9-2	584
19. LSU	6-3	552
20. Florida State	7-2	380
21. Pittsburgh	7-2	318
22. Cincinnati	7-2	269
23. Oregon State	6-3	124
24. South Carolina	7-3	117
25. Tulsa	8-1	84

OTHER BIG 12 RECEIVING VOTES:

Kansas 1.

USA Today Coaches' Poll (Week 10)

1. Alabama (44)	10-0	1,508
2. Texas Tech (17)	10-0	1,469
3. Florida	8-1	1,348
4. Oklahoma	9-1	1,314
5. Texas	9-1	1,300
6. USC	8-1	1,268
7. Utah	10-0	1,104
8. Penn State	9-1	1,074
9. Boise State	9-0	1,028
10. Ohio State	8-2	936
11. Missouri	8-2	883
12. Georgia	8-2	842
13. Oklahoma State	8-2	808
14. Brigham Young	9-1	679
15. Michigan State	9-2	660
16. Ball State	9-0	590
17. North Carolina	7-2	543
18. TCU	9-2	475
19. Florida State	7-2	426
20. LSU	6-3	409
21. Pittsburgh	7-2	311
22. Cincinnati	7-2	183
23. South Carolina	7-3	155
24. Tulsa	8-1	144
25. Oregon State	6-3	71

OTHER BIG 12 RECEIVING VOTES:

Kansas 11.

THE LAST TIME KANSAS STATE...

Was Ranked: Oct. 14, 2007 24 (AP)

Received Votes in AP Poll: Oct. 28, 2007

Received Votes in Coaches Poll: Oct. 28, 2007

THREE AND OUT

The Wildcat defense has forced three and outs a total of 23 times this season, including six against North Texas, five versus Montana State and Oklahoma and three at Louisville.

On the flip side, prior to the Colorado game, the Wildcat offense had gone three and out just six times (6-of-71 drives), a number that was third-best nationally. But, after going one, two, three, punt 13 times in its last four games, K-State now ranks 13th nationally with 19. Only two other Big 12 teams, Missouri and Texas Tech, have recorded fewer three and outs.

CATS NOW OWN NATION'S 10TH-LONGEST SCORING STREAK

Kansas State extended one of the nation's longest scoring streaks against Missouri last weekend. The Wildcats have now tallied points in 150 consecutive games. The 150-game stretch is now the 10th longest streak in the nation after Colorado and Washington State were blanked in the last three weeks.

The Wildcats have not been kept off the scoreboard since Colorado blanked K-State, 12-0, in 1996. In the Big 12, only Nebraska (154 games) owns a longer streak than the Cats.

BLOCK PARTY

Kansas State's play on special teams has been unparalleled since 1990 and has continued under head coach Ron Prince. In the area of blocked kicks, Kansas State has the third-most blocks in the nation since 2002 with 33, which includes a nation-leading and school-record-tying eight total blocks this season (four punts, two extra points and two field goals).

Also, Kansas State has amassed 49 total blocked kicks since 1996 and currently ranks second among Big 12 schools in total blocks in the 12-plus year history of the league.

MOST BLOCKS SINCE 2002

Fresno State	42
Texas	41
Kansas State	33
Boise State	33
Louisiana	32
Virginia Tech	32

SPECIAL CATS

Head coach Ron Prince has placed a large emphasis on special teams at Kansas State and it has proven to be a key weapon for the Wildcats. K-State, which led the nation in kickoff returns in 2006 and punt returns in 2007, has scored five special teams touchdowns in 2008 and has pushed across the goal line 18 times on special teams under Prince.

Since 1990, Kansas State is 40-12 when scoring on special teams and 16-0 when scoring on special teams and on defense.

And, in non-offensive touchdowns, the Wildcats have ranked among the nation's best over the past eight seasons. Since 1999, the Wildcats rank second nationally in non-offensive touchdowns with 66, behind only Virginia Tech (70), and have collected 22 non-offensive scores under Prince, which are the most of any school in the country since 2006. Also, K-State has scored non-offensive touchdowns in 10 of Prince's 16 wins as head coach of the Wildcats.

NON-OFFENSIVE TD'S SINCE '06

Kansas State	22
Virginia Tech	17
Texas	15
Fresno State	11

Kansas State leads the nation this season in blocked punts and punt returns for touchdowns as the Wildcats have blocked a total of four punts, all of which have gone for touchdowns. And in the Big 12 Conference this season, there have been a total of 12 punt return touchdowns, five of which belong to the Wildcats.

KICKOFF RETURN SHORTAGE

After surrendering 21.5 yards per kickoff return in 2007, head coach Ron Prince has placed extra emphasis on that area in 2008. This season, the Wildcats are ranked first in the Big 12 and fifth nationally in kickoff return defense, surrendering just 17.97 yards per return. The longest return given up to date this season is 37 yards to Oklahoma.

Also, the Wildcats have also collected 20 touchbacks this season from place-kicker Brooks Rossman, which are the ninth-most in the nation.

WALKING INTO THE SPOTLIGHT

K-State has seen 12 different Wildcats who were at one time walk-ons flourish and become starters over the past three seasons, including the latest additions to that group in 2008, running back Keithen Valentine, defensive back Rashad Harrell, punter D.J. Fulhage and linebacker Alex Hrebec. Also, of those 12 players, four earned All-Big 12 Conference accolades (Jordy Nelson, Tim Reyer, Marcus Watts and Ian Campbell).

The Wildcats have been notorious for turning walk-ons into all-stars as players like current NFL standouts Jordy Nelson and John McGraw began their Wildcat careers as walk-ons.

THE TOTAL PACKAGE

In just over two full seasons as Kansas State's starting quarterback, Josh Freeman completed his run to hold all major passing records as he is now the career leader in attempts, completions, yardage and touchdowns. **Freeman added one more distinction last week at Missouri as he is now the career leader in total offense at 7,993.** Freeman will now look the break the single-season record for total offense, as well as improve his placing in touchdowns responsible for. Below is a list of the total offense and touchdown responsibility marks and where Freeman ranks:

TOTAL OFFENSE - CAREER

1. Josh Freeman	2006-08	7,993
2. Eli Roberson	2000-03	7,917

TOTAL OFFENSE - SINGLE SEASON

1. Michael Bishop	1998	3,582
2. Eli Roberson	2003	3,520
3. Josh Freeman	2007	3,313
4. Jonathan Beasley	2000	3,135
5. Josh Freeman	2008	2,921

TDs RESPONSIBLE FOR - CAREER

1. Eli Roberson	2003-08	77
2. Josh Freeman	2006-08	59
Jonathan Beasley	1996-98, 99-00	59
Michael Bishop	1997-98	59

TDs RESPONSIBLE FOR - SINGLE SEASON

1. Eli Roberson	2003	39
2. Michael Bishop	1998	37
3. Jonathan Beasley	2000	34
4. Matt Miller	1995	30
5. Josh Freeman	2008	29

BY AIR...

Quarterback Josh Freeman has accounted for 29 TD's in 2008, 15 of which have come through the air. In the season opener against North Texas, Freeman tied a career high with five touchdowns accounted for and duplicated that mark against Louisiana. The junior gunslinger is currently 11th in the NCAA and fourth in the Big 12 in points responsible for (17.6/game).

Freeman, who has 15 passing touchdown this season, now has 39 in his career, good for the Kansas State career record. After being held without a touchdown for two straight weeks, Freeman came back against Oklahoma to fire three touchdowns strikes. Furthermore, Freeman tallied a career-best 478 yards against the Sooners, the second most in the Big 12 this season - but the most in conference games - and the second-most in school history.

...OR BY GROUND

Josh Freeman has also shown the ability to use his feet to get into the end zone. **Against Texas A&M, Freeman ran for a career- and Big 12 season-best four touchdowns. His four scores were tied for the second-most in a single game in school history.** Freeman added another two rushing score at Colorado and at Missouri to bring his season total to 14. **Freeman is currently tied for fourth in K-State history among quarterbacks in rushing scores and is one away from cracking the top 10 for touchdowns in a season.** The record for rushing scores by a K-State quarterback in a single season is 17 by Jonathan Beasley in 2000.

RUSHING TDs BY QBs

1. Jonathan Beasley (2000)	17
2. Eli Roberson (2002)	16
3. Eli Roberson (2003)	15
4. Josh Freeman (2008)	14
Michael Bishop (1998)	14

HEAVY WORKLOAD

Sophomore Lamark Brown made a quick change in positions after the Louisville game as the former wide receiver lined up at running back to start the game against Louisiana just 10 days later. Brown, who was a two-time consensus Class 6 all-state performer as a running back in high school, rushed 29 times for 137 yards and one score against the Ragin' Cajuns. **His 29 carries are the second-most in the Big 12 this season and the most by a K-State running back since Darren Sproles rushed 38 times against Louisiana on Sept. 18, 2004.** After rushing 25 times the following week against Texas Tech, Brown was sidelined for three-straight games due to injury.

In his first game back last week at Kansas, the Hazelwood, Mo., product recorded another 20-plus carry outing, but made the most of them as he scored all three of the Wildcats' touchdowns against the Jayhawks. Brown's three rushing scores were the most by a K-State running back since James Johnson tallied three against Missouri State on Sept. 15, 2007.

TURNIN' ON THE JETS

Junior wide receiver Brandon Banks stepped away from his normal duties last week against Missouri and came up in a big way. The Garner, N.C., native was lined up in the backfield and took a handoff up the middle and, 93 yards later, found himself in the end-zone. **The rush was the second-longest in school history, only to be outdone by Gerald Hackney's 96-yard scamper against Kansas on Nov. 2, 1948.** Banks' rush was also the first K-State run over 90 yards since Eli Roberson's 91-yarder against Nebraska in 2002.

LONGEST RUSHES IN K-STATE HISTORY

1. Gerald Hackney, vs. Kansas (11/2/48)	96
2. Brandon Banks, vs. Missouri (11/8/08)	93
3. Eli Roberson, vs. Nebraska (11/16/02)	91

WILDCATS WHEN...

Overall	4-6
Big 12	1-5
Non-conference record	3-1
Home	3-2
Away	1-4
Current streak	Lost 2
Current home streak	Lost 2
Current road streak	Lost 3
Last win	44-30 at Texas A&M (10/11/08)
Last loss	24-41 at Missouri (11/8/08)

Day game	2-3
Night game	2-3
TV game	1-6
ABC	0-1
ESPN	0-1
Fox Sports Net	0-4
FCS	1-0
NFL Network	0-0
Versus	0-0
September	2-1
October	1-3
November	0-2
December	0-0
vs. top-25 teams	0-3
vs. non-ranked teams	3-1
vs. FCS (1-AA)	1-0
On natural grass	1-1
On FieldTurf	3-5

Scoring first	3-2
Coming-from-behind	0-0
Leading after 1st quarter	4-2
Behind after 1st quarter	0-4
Tied after 1st quarter	0-0
Leading at halftime	4-0
Behind at halftime	0-6
Tied at halftime	0-0
Leading after 3rd quarter	4-0
Behind after 3rd quarter	0-6
Tied after 3rd quarter	0-0
Overtime	0-0

Scoring 20 points or less	0-1
Scoring 20+ points	4-5
Scoring 30+ points	4-1
Allowing 21 points or less	2-1
Allowing 10 points or less	2-0

With 100-yard rusher	2-0
Allow 100-yard rusher	1-4
With 300-yard passer	0-2
Allow 300-yard passer	1-1
Outgain opponent	2-1
Total offense + 300 yards	4-4
Allow + 300 yards total offense	2-6

No turnovers	1-0
Less than three turnovers	4-3
Three or more turnovers	0-3
No takeaways	2-1
Three or more takeaways	1-0
Fewer turnovers	1-0
Equal turnovers	1-2
More turnovers	2-4
Control time of possession	2-2
Opponent controls time of possession	2-4
Possession time equal	0-0

SINCE 1990 KANSAS STATE IS...

With a 100-yard rusher	88-18
With 200 yards rushing	82-7
With 350+ yards of total offense	112-30
When leading at the half	132-5
When scoring first	117-20
Opponents score 10 points or less.....	73-0
Opponents score 15 points or less.....	98-4
Opponents scores < 25 points	136-17-1
When scoring a defensive TD or safety	42-12
When scoring on special teams	40-12
When scoring on special teams and defense	16-0

WILDCAT CAREER STARTS

OFFENSE

Player	Consec.	Career
Josh Freeman, QB	30	30
Jordan Bedore, OL	2	29
Jeron Mastrud, TE	11	26
Nick Stringer, OL	10	21
Brock Unruh, OL.....	--	16
Gerard Spexarth, OL.....	--	20
Alesana Alesana, OL.....	1	16
Penisini Liu, OL.....	2	13
Deon Murphy, WR	9	21
Trevor Viers, OL	6	6
Lamark Brown, RB	4	6
Ernie Pierce, WR	3	7
Aubrey Quarles, WR	--	4
Brandon Banks, WR	1	6
Brett Alstatt, TE	--	4
Keithen Valentine, RB.....	--	3
Edward Prince, OL	4	5
Zach Kendall, OL.....	5	5
Eric Benoit, OL.....	--	3
Logan Dold, RB.....	3	3
Colten Freeze, OL	2	2

DEFENSE

Player	Consec.	Career
Ian Campbell, DE.....	35	35
Andrew Erker, DB	--	8
Joshua Moore, DB	15	15
Antwon Moore, LB	--	3
Reggie Walker, LB	2	22
Eric Childs, DE	7	19
Ray Cheatham, DB	2	11
Chris Carney, DB	--	14
John Houlik, LB	--	6
Courtney Herndon, DB	8	10
Brandon Balkcom, DT	1	4
Olu Hall, LB	--	6
Blair Irvin, DB.....	6	7
Ulla Pomele, LB	--	5
Hansen Sekona, LB	--	3
Daniel Calvin, DT	--	4
Brandon Harold, DE	8	8
Rashad Harrell, DB	--	1
Tysyn Hartman, DB.....	6	6
Alex Hrebec, LB	4	4
Vlad Faustin, DT.....	--	1

TAKE IT TO THE BANK

Junior Brandon Banks has thrown his name into the mix for postseason honors through 10 games in his first season. **The 5-7, 142-pound receiver is 15th in the nation and fifth in the Big 12 in receiving yards (917).** The Garner, N.C., native has already recorded three 100-yard receiving games, including a seven-catch, 153-yard effort with two touchdowns at Louisville, all career highs. In another 100-yard outing against Oklahoma, Banks was on the receiving end of a 77-yard pass play, which was the longest play from scrimmage since an 80-yard reception by Jordy Nelson in 2005. And then last week at Missouri, Banks recorded the second-longest rush in school history, a 93-yarder.

With the prolific start to his junior campaign, Banks is currently eighth on the school's single-season yardage list, while he is second among juniors. He needs 83 yards to become just the sixth receiver in school history with more than 1,000 yards in a single season. He is on pace to rack up 1,100 yards, which would rank fourth on the single-season list.

FOLLOWING IN THE FOOTSTEPS

The lightest receiver in the FBS at 142 pounds, junior-college transfer Brandon Banks has 917 receiving yards in the first 10 games of the season. **His 917 yards in 10 games are more than what former JuCo transfers Darnell McDonald and Quincy Morgan collected in their all-American season of 1998 and 2000, respectively. Furthermore, Banks' eight receiving touchdowns are second to Morgan's 11 in his first 10 games of 2000 and are more than what McDonald had after the 10th game of 1998.** Below is a comparison of Banks this season, Morgan in 2000 and McDonald in 1998:

BRANDON BANKS							QUINCY MORGAN							DARNELL McDONALD						
Year	G	Rec	Yds	Avg.	TD	Long	Year	G	Rec	Yds	Avg.	TD	Long	Year	G	Rec	Yds	Avg.	TD	Long
2008	10	57	917	16.1	8	77	2000	10	47	875	18.6	11	69	1998	10	63	862	13.7	8	38

* First Team All-American

* Third Team All-American

CHASING 1,000

One former junior-college transfer, Deon Murphy, became the 22nd player in K-State history to collect 1,000 career receiving yards last week against Missouri. Brandon Banks, who came from Bakersfield College, is looking to quickly add to the list this week against Nebraska as he needs just 73 yards to reach the 1,000-yard plateau. **However, the Garner, N.C., native is looking to become just the sixth receiver in K-State history with at least 1,000 yards in a season and can also become the first to do so in his first year at K-State.**

In his third season at K-State, tight end Jeron Mastrud is also knocking on the door as the junior needs just 37 yards to become just the fourth tight end in school history to record 1,000 career receiving yards.

SWEET CHILD(S) OF MINE

Junior defensive end Eric Childs, who has started the last seven games, turned in the best performance of his career last week at Missouri. **The Arlington, Texas, product carded 12 tackles, including one for a loss, and one pass breakup. His 12 stops were a career-best, doubling his previous career high of six against both Iowa State in 2007 and Texas Tech earlier this season.**

Childs, who went into last week's game 11th on the team in tackles, is now the Wildcats' sixth-leading tackler. Furthermore, Childs 42 stops rank fourth in the Big 12 among defensive linemen, while his 32 tackles in conference play are second among the league's linemen.

HREBEC WREAKING HAVOC

Alex Hrebec, who has started each of the last four games at inside linebacker, had been stellar for the Wildcats since entering the starting lineup. The St. Louis, Mo., product had the best game in his career against Missouri as he carded 10 tackles and dropped Chase Daniel for a 22-yard sack, the first of his career. The performance against the Tigers came on the heels of a nine-tackle outing at Kansas, which was then a career-best. **Hrebec, who was tied for 16th on the team in tackles after the first five games of the season, is now fifth in tackles with 48, 38 of which have come in the last five games.**

MOORE PRODUCTION

Defensive back Joshua Moore, after redshirting the 2007 season, has been one of the Wildcats' best defenders in 2008, especially against Big 12 competition. Moore leads the team with 60 tackles, including a team-best 42 unassisted stops. **Furthermore, the Pompano Beach, Fla., product is the seventh-best tackler among Big 12 defensive backs in conference games with 41 stops.**

Moore has also been harassing opposing quarterbacks this season as he has recorded 12 passes defended, including two interceptions. **Moore's 12 passes defended is tied for 21st in the NCAA and is third in the Big 12. Furthermore, all of Moore's 11 passes defended have come against Big 12 foes, which is tops in the league.**

K-STATE DEPTH CHART VS. NEBRASKA

OFFENSE

WR	83	Brandon Banks (5-7, 142, Jr.-JC)
	84	Matt Wykes (6-2, 209, Jr.-RS)
WR	5	Ernie Pierce (6-4, 209, Sr.-1L)
	89	Aubrey Quarles (5-11, 195, Jr.-JC)
LT	78	Alesana Alesana (6-4, 304, Sr.-1L)
	61	Edward Prince (6-5, 289, Jr.-JC)
LG	77	Colten Freeze (6-5, 287, Fr.-RS)
	76	Brock Unruh (6-6, 288, Jr.-2L)
C	79	Jordan Bedore (6-3, 310, Sr.-3L)
	59	Zach Kendall (6-3, 287, So.-1L)
RG	63	Penisini Liu (6-6, 282, Sr.-1L)
	73	Gerard Spexarth (6-6, 284, Sr.-3L)
RT	64	Nick Stringer (6-6, 271, Jr.-2L)
	63	Penisini Liu (6-6, 282, Sr.-1L)
TE	85	Jeron Mastrud (6-6, 253, Jr.-2L)
	80	Brett Alstatt (6-4, 230, Sr.-3L)
WR	87	Deon Murphy (5-10, 170, Jr.-1L)
	81	Attrail Snipes (6-1, 180, Jr.-JC)
QB	1	Josh Freeman (6-6, 250, Jr.-2L)
	14	Carson Coffman (6-3, 208, So.-1L)
RB	7	Lamark Brown (6-3, 225, So.-1L)
	28	Logan Dold (6-0, 195, Fr.-HS)

DEFENSE

LE	99	Brandon Harold (6-6, 264, Fr.-HS)
	55	Vlad Faustin (6-2, 253, Sr.-2L)
NT	92	Brandon Balkcom (6-1, 292, Sr.-2L)
	77	Daniel Calvin (6-3, 310, Jr.-JC)
RE	98	Ian Campbell (6-5, 255, Sr.-3L)
	90	Eric Childs (6-3, 238, Jr.-2L)
OLB	56	Olu Hall (6-3, 230, Jr.-TR)
	40	Antonio Felder (6-2, 253, So.-JC)
ILB	47	Alex Hrebec (5-11, 238, Fr.-RS)
	50	Hansen Sekona (6-0, 230, Jr.-JC)
ILB	51	Ulla Pomele (6-1, 228, Jr.-JC)
	39	John Houlik (5-11, 219, Jr.-2L)
OLB	53	Reggie Walker (6-1, 247, Sr.-3L)
	43	Antwon Moore (5-11, 221, Sr.-2L)
CB	4	Joshua Moore (5-11, 184, So.-1L)
	29	Otis Johnson (5-10, 175, Jr.-2L)
SS	20	Courtney Herndon (6-0, 211, Jr.-2L)
	36	Andrew Erker (6-1, 195, Sr.-2L)
FS	2	Tysyn Hartman (6-3, 204, Fr.-RS)
	30	Chris Carney (6-1, 190, Jr.-2L)
CB	6	Blair Irvin (6-0, 180, Jr.-JC)
	23	Ray Cheatham (5-11, 193, Sr.-2L)

SPECIALISTS

KO	16	Brooks Rossman (6-0, 182, Sr.-1L)
	19	Josh Cherry (6-1, 183, So.-1L)
PK	16	Brooks Rossman (6-0, 182, Sr.-1L)
	19	Josh Cherry (6-1, 183, So.-1L)
HOLD	31	Tony Purvis (6-0, 170, Jr.-2L)
	2	Tysyn Hartman (6-3, 204, Fr.-RS)
LS	42	Corey Adams (6-4, 242, So.-1L)
	85	Jeron Mastrud (6-6, 253, Jr.-2L)
P	17	George Pierson (6-0, 201, Jr.-JC) OR
	4	D.J. Fulhage (5-9, 180, So.-SQ)
KOR	87	Deon Murphy (5-10, 170, Jr.-1L)
	83	Brandon Banks (5-7, 142, Jr.-JC)
PR	87	Deon Murphy (5-10, 170, Jr.-1L)
	83	Brandon Banks (5-7, 142, Jr.-JC)

WILDCAT PRONUNCIATION GUIDE

PLAYERS

78	ALESANA ALESANA	ah-luh-SAN-uh
80	Brett ALSTATT	ALL-stat
75	Clyde AUFNER	OFF-ner
79	Jordan BEDORE	buh-DOOR
23	Ray CHEATHAM	CHEAT-um
30	Andrew ERKER	ERR-ker
54	Vlad FAUSTIN	FOW-stin
4	D.J. FULHAGE	Full-haig
94	RAPHAEL GUIDRY	RAF-ee-el GID-ree
56	OLU Hall	oh-LOO
2	TYSYN Hartman	TIE-son
39	John HOULIK	WHO-lick
47	Alex HREBEC	Ree-beck
63	PENISINI LIU	BEN-es-ee-nee LOO
85	JERON MASTRUD	JER-un mas-TROOD
51	ULLA POMELE	OOH-la Puh-MELL-EE
45	Kevin ROHLEDER	Row-LETTER
50	Hansen SEKONA	Suh-CONE-uh
73	Gerard SPEXARTH	SPECKS-arth
24	DAHRNAZ TIGNER	dar-NAZ TIG-nur
76	Brock UNRUH	UN-roo
54	Trevor VIERS	VEERS
74	Wade WEIBERT	WYE-bert

COACHES

Ricky RAHNE	RON-ee
Warren RUGGIERO	Roo-JAIR-oh
Tim TIBESAR	TIB-uh-sar

COLLEGE PRESSBOX.COM

CollegePressBox.com is the official media website for Big 12 football. Access and download weekly game notes, statistics, media guides and more for the conference and each of its 12 member schools throughout the season. Login information will be distributed by the conference office to accredited media or you can apply for a password by sending an e-mail to password@collegepressbox.com.

collegepressbox.com
EVERYTHING BUT THE PRE-GAME MEAL

UPDATED PLAYER PROFILES



1 JOSH FREEMAN
QUARTERBACK
6-6 • 250 • Jr.-2L

Outstanding leader who possesses a strong, accurate arm to go along with his unbelievable frame... Expected to contend for All-Big 12 honors... Leads the team in rushing with 90 carries for 369 yards and is tied for the Big 12 lead with 14 rushing touchdowns... Tied 27th in the NCAA and is 5th in the Big 12 in scoring (8.6/game), while he is 11th in the NCAA and 4th in the Big 12 in points responsible for (17.6/game)... Also 13th in total offense (292.1/game) and 14th in total passing yards in the NCAA... Has already set the school's career record for attempts (currently 1,103), completions (currently 656), yardage (currently 7,685) and touchdowns (39)... Broke the school record for total offense in a career against Missouri (currently 7,993)...

Finished 29-for-51 with 478 yards, 3 touchdowns and 3 INTs against Oklahoma... Also rushed 13 times for 23 yards... Both his 478 passing yards and 501 total yards were career highs and are the 2nd most in the Big 12 this season, but tops in conference games... He also had a career-long pass of 77 yards against the Sooners, the longest of his career and the longest for K-State since 2005... Was 21-for-26 for 234 yards against Texas A&M... Also rushed 18 times for 95 yards and 4 scores, all career bests... His 4 rushing touchdowns tied for the second most in a single game in school history and are the most in a single-game in the Big 12 this season... Had a 16-for-21 outing for 288 yards and 2 touchdowns against Montana State to set a new career best in passer efficiency (222.82)... Accounted for 5 scores vs. North Texas, earning co-Big 12 Offensive Player of the Week.

CAREER STATS - PASSING

Year	G	Att	Comp	Int	Pct.	Yds.	TD	Long	Effic.
2006	11	270	140	15	51.9	1780	6	74	103.5
2007	12	499	316	11	63.3	3353	18	68	127.3
2008	10	334	200	8	59.9	2552	15	77	134.1
TOTAL	33	1103	656	34	59.5	7685	39	77	123.5

CAREER-HIGHS - Attempts: 57, at Auburn (9/1/07); **Completions:** 36, at Oklahoma State (10/20/07); **Yards:** 478, vs. Oklahoma (10/28/08); **TD:** 3, six times; **Long Pass:** 77, vs. Oklahoma (11/25/08).

CAREER STATS - RUSHING

Year	G	Rush	Yds	Avg.	TD	Long
2006	11	54	-21	-0.4	2	24
2007	12	53	-40	-0.8	4	15
2008	10	90	369	4.1	14	29
TOTAL	33	197	308	1.6	20	29

CAREER-HIGHS - Rushes: 18, at Texas A&M (10/11/08); **Yards:** 95, at Texas A&M (10/11/08); **TD:** 4, at Texas A&M (10/11/08); **Long rush:** 29, at Kansas (11/1/08).



2 TYSYN HARTMAN
DEFENSIVE BACK
6-3 • 201 • Fr.-RS

Former backup quarterback who moved to the secondary prior to the Louisiana game... Has become a viable option at safety in each of the last 6 games... Recorded 6 stops at Kansas... Was 2nd on the team in tackles against Texas Tech with 8, including 6 solos... Came back with another 8 stops at Texas A&M... Has also converted 1st downs on 3 fake punts, rushing for a total of 13 yards... Father, Kerry Henderson, played running back at Texas Southern and briefly with the New York Jets.

CAREER STATS - DEFENSE

Year	G	UA-AT-TI	TFL-Yds	Sack	INT	PD	FF	FR
2008	10	24-12-36	0.0-0	0.0-0	0	0	0	0
TOTAL	10	24-12-36	0.0-0	0.0-0	0	0	0	0

CAREER-HIGHS - Tackles: 8, two times; **Solos:** 7, at Texas A&M (10/11/08).



4 JOSHUA MOORE
DEFENSIVE BACK
5-11 • 184 • So.-1L

One of the top young cornerbacks in the league... Possesses blazing speed and has proved to be K-State's top cover corner... Could contend for All-Big 12 honors in 2008... Leads the team lead in tackles with 60, including 42 solos... Carded 8 stops, including 1.5 for loss and one break, at Missouri... Talled 1 for a loss and intercepted 1 pass at Kansas... Recorded a career-high 3 passes defended vs. Oklahoma... Had a monstrous game at Colorado, recording a career-best 13 tackles, while also intercepting a pass and recovering a fumble... Had 9 tackles at Texas A&M, while recording 1 pass breakup... Red-shirted the 2007 season... Earned freshman All-Big 12 and honorable mention All-America accolades from *The Sporting News*.

CAREER STATS - DEFENSE

Year	G	UA-AT-TI	TFL-Yds	Sack	INT	PD	FF	FR
2006	13	17-18-35	2.5-8	0.0-0	1	6	0	0
2008	10	42-18-60	2.5-6	0.0-0	2	12	0	1
TOTAL	23	59-36-95	5.0-14	0.0-0	3	18	0	1

CAREER-HIGHS - Tackles: 13, at Colorado (10/18/08); **Solos:** 9, at Colorado (10/18/08); **TFLs:** 2.0, vs. Florida Atlantic (9/9/06); **Interceptions:** 1, three times; **PD:** 3, two times.



4 D.J. FULHAGE
PUNTER
5-9 • 180 • So.-Sd

Walk-on who has taken over the punting duties after drilling at wide receiver the past 2 years... Punted 8 times for a 37.5-yard average at Missouri... Hit 2 punts for a 45.5-yard average at Louisville... Called on to pin Louisiana inside the 20-yard line twice... Hit a career-long 55-yarder vs. Texas Tech.

CAREER STATS - PUNTING

Year	G	No.	Yds	Long	Avg.	In 20
2008	7	26	986	55	37.9	4
TOTAL	7	26	986	55	37.9	4

CAREER-HIGHS - Long: 55, vs. Texas Tech (10/4/08); **Punts:** 8, at Missouri (11/8/08); **Average:** 45.5, at Louisville (9/17/08).



5 ERNIE PIERCE
WIDE RECEIVER
6-4 • 209 • Sr.-1L

Senior who had a career-day vs. Oklahoma as he caught 11 passes for 176 yards... He had just 12 receptions for 160 yards in his previous 15 games... Caught 1 pass for a 33-yard score against Texas Tech... Recovered a blocked punt in the end zone against Montana State and returned another blocked kick for a score against Texas Tech.

CAREER STATS - RECEIVING

Year	G	Rec	Yds	Avg.	TD	Long
2007	8	6	59	9.8	2	20
2008	10	20	289	14.4	1	61
TOTAL	18	26	348	13.4	3	61

CAREER-HIGHS - Catches: 11, vs. Oklahoma (10/25/08); **Yards:** 176, vs. Oklahoma (10/25/08); **Long Catch:** 61, vs. Oklahoma (10/25/08). A mature player who has started 7 of 10 games... Has recorded at



6 BLAIR IRVIN
DEFENSIVE BACK
6-0 • 180 • Jr.-JC

least 4 tackles 5 times this season... Had a great game at Missouri, recording a career-best 7 stops and intercepting his first career pass... Recorded his first TFL at Texas A&M... Tied for team-high honors with 6 tackles vs. North Texas... Joined the program in December and par-

ticipated in spring practices... A former minor league baseball player who was drafted in the 12th round of the 2002 MLB Draft by Tampa Bay... Originally signed with LSU in 2002.

CAREER STATS - DEFENSE

Year	G	UA-AT-TI	TFL-Yds	Sack	INT	PD	FF	FR
2008	9	19-12-31	1.5-7	0.0-0	1	3	0	0
TOTAL	9	19-12-31	1.5-7	0.0-0	1	3	0	0

CAREER-HIGHS - Tackles: 7, at Missouri (11/8/08); **Solos:** 5, vs. North Texas (8/30/08); **Interceptions:** 1, at Missouri (11/8/08). A big-time athlete who had an outstanding start to his sophomore



7 LAMARK BROWN
RUNNING BACK
6-3 • 225 • So.-1L

season... Moved to running back for the Louisiana game, starting the contest against the Ragin' Cajuns, tallying 29 rushes for 137 yards and 1 score... His 29 carries were the most in nearly 3 years by a Wildcat and are the 2nd most in the Big 12 this season... He also became K-State's first 100-yard rusher of the season... Also hauled in a career-best 5 catches for 36 yards vs. Louisiana... Collected a career-high 3 rushing touchdowns at Kansas, the most by a K-State RB since James Johnson had 3 vs. Missouri State in 2007... Was a two-time consensus Class 6 all-state performer as a running back.

CAREER STATS - RUSHING

Year	G	Rush	Yds	Avg.	TD	Long
2008	7	88	289	3.3	4	28
TOTAL	7	88	289	3.3	4	28

CAREER-HIGHS - Rushes: 29, vs. Louisiana (9/27/08); **Yards:** 137, vs. Louisiana (9/27/08); **TD:** 4, at Kansas (11/1/08); **Long rush:** 28, vs. Louisiana (9/27/08).

CAREER STATS - RECEIVING

Year	G	Rec	Yds	Avg.	TD	Long
2007	8	3	33	11.0	0	13
2008	7	22	169	7.7	1	18
TOTAL	15	25	202	8.1	1	18

CAREER-HIGHS - Catches: 5, vs. Louisiana (9/27/08); **Yards:** 45, vs. North Texas (8/30/08); **Long Catch:** 18, twice.

Strong-armed quarterback who is No. 2 on the depth chart... Saw the



14 CARSON COFFMAN
QUARTERBACK
6-3 • 208 • So.-1L

most action of his career against North Texas, going 9-for-18 for 74 yards... Was 4-for-4 for 57 yards - including a career-long 21-yarder - at Kansas... Came back with 4-for-6 aim for 48 and his first career TD pass at Missouri... Father, Paul, played tight end at K-State before an 11-year NFL career... Brother, Chase, is a tight end at Missouri.

CAREER STATS - PASSING

Year	G	Att	Comp	Int	Pct.	Yds.	TD	Long	Effic.
2007	4	5	3	0	60.0	22	0	12	97.0
2008	5	33	20	2	60.6	208	1	29	111.4
TOTAL	9	38	23	2	60.5	230	1	29	109.5

CAREER-HIGHS - Attempts: 18, vs. North Texas (8/30/08); **Completions:** 9, vs. North Texas (8/30/08); **Yards:** 74, vs. North Texas (8/30/08); **TD:** 1, at Missouri (11/8/08); **Long pass:** 21, at Kansas (11/1/08). An All-Big 12 candidate... 2nd on the team in points scored (69)...



16 BROOKS ROSSMAN
PLACE KICKER
6-0 • 182 • Sr.-1L

Has been true on 8-of-11 field-goal attempts... Currently 4th in K-State history for career field-goal percentage at 76.9 percent (30-for-39)... Hit a career-long 53-yard field goal at Colorado, the longest in

UPDATED PLAYER PROFILES

the Big 12 this season... Also connected on a 49-yarder at Texas A&M... Hit a K-State single-game record tying 9 PATs against Montana State... Also went 2-for-2 in field goals against the Bobcats... Has assumed the kickoff duties in 2008, recording 20 touchbacks in 57 kickoffs... One of the top kickers in the Big 12 and the nation in 2007 as he was 1st in the Big 12 and tied for 5th nationally in field goals per game (1.83)... Also finished 1st in the conference and 5th in school history with a 78.6 field goal percentage... Finished the season tied for 1st on the school's single-season field goals list with 22... Transferred from Ohio after 2005 season.

CAREER STATS - KICKING

Year	FGM-A	Pct.	1-19	20-29	30-39	40-49	50+
2004*	7-14	50.0	0-0	4-5	1-4	2-5	0-0
2005*	1-5	20.0	0-0	1-2	0-2	0-1	0-0
2007	22-28	78.6	1-1	8-8	9-10	3-7	1-2
2008	8-11	72.7	0-0	3-3	1-1	3-6	1-1
TOTAL	38-58	65.5	1-1	16-18	11-17	8-19	2-3

CAREER-HIGHS - Long: 53, at Colorado (10/18/08); **FG Made:** 4, vs. Colorado (10/13/07); **PAT Made:** 9, vs. Montana State (9/6/08); * at Ohio. A versatile player who has a knack for the ball... 2nd on the team



20 COURTNEY HERNDON
DEFENSIVE BACK
6-0 • 211 • Jr.-2L

with 53 tackles... Has either blocked or returned 3 of K-State's 4 blocked punts this season... Carded 5 stops at Missouri... Tallied 4 tackles and 1 breakup at Kansas... Had 5 stops, including 1.0 for loss, and returned a blocked punt for a touchdown at Texas A&M... Named Walter Camp Football Foundation National Defensive Player of the Week and co-Big 12 Defensive Player of the Week after a monstrous game against Montana State, where he blocked a punt for a touchdown, recorded an interception and returned a fumble 43 yards for a score... Tallied a career-best 10 stops against Louisiana... Collected 5 tackles and blocked another punt against Texas Tech.

CAREER STATS - DEFENSE

Year	G	UA-AT-TI	TFL-Yds	Sack	INT	PD	FF	FR
2006	7	3-4-7	0.0-0	0	0	0	0	0
2007	11	17-5-22	3.5-20	1.0-12	1	2	1	0
2008	10	32-21-53	4.5-17	1.5-13	1	5	0	1
TOTAL	28	52-30-82	8.0-37	2.5-25	2	7	1	1

CAREER-HIGHS - Tackles: 10, vs. Louisiana (9/27/08); **TFL:** 2.5, vs. Baylor (10/27/07); **Sacks:** 1.0, two times; **Interceptions:** 1, twice. Physical cornerback who possesses excellent size and speed... 9th on



23 RAY CHEATHAM
DEFENSIVE BACK
5-11 • 193 • Sr.-2L

the team in tackles with 38... Made 6 stops at Missouri... Earned the start at Kansas, collecting 3 tackles... Recorded 4 stops at Louisville and a season-high 7 tackles vs. Texas Tech... Came back with another 5 tackles at Texas A&M... Had 3 tackles vs. North Texas, Montana State and Louisiana... Also recorded the team's first interception in 2008 against Montana State.

CAREER STATS - DEFENSE

Year	G	UA-AT-TI	TFL-Yds	Sack	INT	PD	FF	FR
2006	12	5-2-7	0.0-0	0.0-0	0	0	0	0
2007	10	22-9-31	1.5-3	1.0-2	0	3	0	0
2008	10	24-14-38	0.0-0	0.0-0	1	2	0	0
TOTAL	32	51-25-76	1.5-3	1.0-2	1	45	0	0

CAREER-HIGHS - Tackles: 8, vs. Missouri (11/17/07); **Solos:** 6, vs. Missouri (11/17/07); **TFL:** 1.0, at Nebraska (11/10/07); **INT:** 1, vs. Montana State (9/6/08).



28 LOGAN DOLD
RUNNING BACK
6-0 • 195 • Fr.-HS

Is 2nd on the team in rushing with 297 yards on 67 carries and 3 touchdowns... Has started 3 games this season... Rushed 21 times for 115 yards and 1 score at Texas A&M... Picked up his 3rd score of the season vs. Oklahoma... Recorded his 1st collegiate touchdown against Montana State... Has only lost yardage on a rush three times this season, all 1-yard losses... Rushed for 7,144 yards in his high school career, which ranks second all-time in the state of Kansas for all classes.

CAREER STATS - RUSHING

Year	G	Rush	Yds	Avg.	TD	Long
2008	8	67	297	4.4	3	19
TOTAL	8	67	297	4.4	3	19

CAREER-HIGHS - Rushes: 21, at Texas A&M (10/11/08); **Yards:** 115, at Texas A&M (10/11/08); **TD:** 1, three times; **Long rush:** 19, vs. North Texas (8/30/08).



30 CHRIS CARNEY
DEFENSIVE BACK
6-1 • 190 • Jr.-2L

Preseason All-Big 12 candidate by numerous publications... Voted a team captain for 2008... 4th on the team in tackles with 49... Had 4 tackles, including 0.5 TFLs, at Missouri... Led the team with 9 stops vs. Oklahoma... Collected 4 tackles and 2 pass breakups at Texas A&M... Turned in a season-high 11 stops at Louisville... Registered 5 tackles, including 1 for a loss and 1 breakup, against Montana State... Had a breakout season in 2007... Perhaps the most consistent player on the defensive side of the ball a year ago... Cousin of former Wildcat great Dyshod Carter.

CAREER STATS - DEFENSE

Year	G	UA-AT-TI	TFL-Yds	Sack	INT	PD	FF	FR
2006	3	2-3-5	0.0-0	0.0-0	0	1	0	0
2007	12	37-27-64	3.5-3	0.0-0	4	6	0	0
2008	10	34-15-49	1.5-3	0.0-0	0	5	0	0
TOTAL	25	73-45-118	5.0-6	0.0-0	4	12	0	0

CAREER-HIGHS - Tackles: 13, twice; **Solos:** 9, at Louisville (9/17/08); **TFL:** 2.0, vs. San Jose State (9/8/07); **Interceptions:** 2, vs. Kansas (10/6/07).



36 ANDREW ERKER
DEFENSIVE BACK
6-1 • 195 • Sr.-2L

Former walk-on safety who has emerged as a viable option in the secondary and on special teams... Carded 1 special team's stop at Texas A&M... Also had 1 assisted tackle vs. Oklahoma... Tallied a career best 5 solo tackles against Montana State.

CAREER STATS - DEFENSE

Year	G	UA-AT-TI	TFL-Yds	Sack	INT	PD	FF	FR
2006	10	18-18-36	0.5-2	0.0-0	0	2	1	0
2007	11	10-5-15	0.0-0	0.0-0	0	0	0	0
2008	10	7-2-9	0.0-0	0.0-0	0	0	0	0
TOTAL	31	35-25-60	0.5-2	0.0-0	0	2	1	0

CAREER-HIGHS - Tackles: 7, vs. Illinois State (9/2/06); **Solos:** 5, vs. Montana State (9/6/08); **TFL:** 0.5, vs. Rutgers (12/28/06).



37 RASHAD HARRELL
DEFENSIVE BACK
5-10 • 177 • Jr.-JC

A walk-on defensive back who has gained time in the playing rotation... Earned his 1st career start against Texas Tech as the nickel-back... Recorded 2 solo tackles against the Red Raiders.

CAREER STATS - DEFENSE

Year	G	UA-AT-TI	TFL-Yds	Sack	INT	PD	FF	FR
2008	7	3-1-4	0.0-0	0.0-0	0	0	0	0
TOTAL	7	3-1-4	0.0-0	0.0-0	0	0	0	0

CAREER-HIGHS - Tackles: 2, vs. Texas Tech (10/4/08); **Solos:** 2, vs. Texas Tech (10/4/08).



42 COREY ADAMS
LONG SNAPPER
6-4 • 242 • So.-1L

A special athlete who is expected to keep Kansas State's long-snapping fortunes in good hands for years to come... Carded 1 stop at Kansas and Missouri... Registered 2 tackles in 2007... Evaluated by many as the top-rated long snapper in the class of 2007... Considered to be a strong blocker and an effective performer in coverage... An All-Midlands selection by PrepStar.



43 ANTWON MOORE
LINEBACKER
5-11 • 221 • Sr.-2L

Has a tremendous combination of speed and power... Tallied 3 tackles vs. Kansas in his first game in 4 weeks... Had 4 stops and 1 forced fumble at Louisville... Turned in 4 tackles, including 1 for a loss, against North Texas, and recorded 2 tackles vs. Montana State... Was a standout rush linebacker in first 2 games of 2007 before suffering a season-ending injury... Recorded 4 tackles, 2 sacks and 2 quarterback hurries in just two games.

CAREER STATS - DEFENSE

Year	G	UA-AT-TI	TFL-Yds	Sack	INT	PD	FF	FR
2006	13	16-10-26	4.0-9	2.0-5	0	0	2	1
2007	2	4-1-5	2.0-16	2.0-16	0	0	0	0
2008	5	10-4-14	1.0-3	0.0-0	0	0	1	0
TOTAL	20	30-15-45	7.0-28	4.0-21	0	0	3	1

CAREER-HIGHS - Tackles: 8, vs. Iowa State (10/28/06); **Solos:** 6, vs. Iowa State (10/28/06); **Sacks:** 1.0, four times; **TFL:** 1.5, vs. Florida Atlantic (9/9/06).



47 ALEX HREBEC
LINEBACKER
5-11 • 238 • Fr.-RS

A rugged play-maker who reads offenses well and plays fast... 5th on the team in tackles with 48, 38 of which have come in the last 6 games... Has started each of the last 4 contests... Tallied a career-high 10 tackles at Missouri, besting his previous best of 9 at Kansas... Also had 1 sack against the Tigers... Earned his first-career start at Colorado as he tallied 6 tackles and 1 pass breakup... Followed that with a 7-tackle effort against Oklahoma... Also had 6 takedowns, including 1 for a loss of 7 yards, at Texas A&M... Recorded 5 stops against Louisiana.

CAREER STATS - DEFENSE

Year	G	UA-AT-TI	TFL-Yds	Sack	INT	PD	FF	FR
2008	10	21-27-48	2.5-29	1.0-22	0	2	1	0
TOTAL	10	21-27-48	2.5-29	1.0-22	0	2	1	0

CAREER-HIGHS - Tackles: 10, at Missouri (11/8/08); **Solos:** 6, at Kansas (11/1/08); **TFLs:** 1.5, at Missouri (11/8/08); **Sacks:** 1.0, at Missouri (11/8/08).

UPDATED PLAYER PROFILES



50 HANSEN SEKONA
LINEBACKER
6-0 • 230 • Jr.-JC

A physical linebacker who has seen action in all 10 games... Had a huge game against Louisville, collecting 9 tackles (7 solo), including 2 for 6 yards of loss... Came back with 5 stops, including 1 for a loss, vs. Louisiana... Named 1st team All-NorCal Conference after tallying a team-leading 71 tackles, 10 of which were for losses, and 2 sacks in 10 games played for the College of San Mateo... Youngest of 10 children.

CAREER STATS - DEFENSE

Year	G	UA-AT-TI	TFL-Yds	Sack	INT	PD	FF	FR
2008	10	12-7-19	3.0-10	0.0-0	0	0	0	0
TOTAL	10	12-7-19	3.0-10	0.0-0	0	0	0	0

CAREER-HIGHS - Tackles: 9, at Louisville (9/17/08); Solos: 7, at Louisville (9/17/08); TFLs: 2.0, at Louisville (9/17/08).



51 ULLA POMELE
LINEBACKER
6-1 • 228 • Jr.-JC

A physical player who has started 6 of the 10 games this season... 3rd on the team lead with 52 tackles, including 33 solos... Tied for 7th in the Big 12 with 2 fumble recoveries... Is 3rd on the team with 6.5 tackles for loss... Recorded 4 stops, including 1 for a loss, vs. Oklahoma... Had a great game at Colorado as he recorded a career-best 12 tackles with 1 TFL and 1 forced fumble... That followed a 6-tackle effort at Texas A&M with 2 TFLs, 1 fumble recovery and 1 pass breakup... Talled 5 tackles vs. Louisiana... Recorded 9 stops at Louisville... Collected a team-high 7 tackles against Montana State and also recorded 1 tackle for a loss, 1 forced fumble and 1 fumble recovery... Enrolled in December and participated in spring drills... Earned All-Big 8 Conference honors playing for Santa Rosa JC... Married to the former Elizabeth Leigh Robbins.

CAREER STATS - DEFENSE

Year	G	UA-AT-TI	TFL-Yds	Sack	INT	PD	FF	FR
2008	10	33-19-52	6.5-8	1.0-1	0	1	2	2
TOTAL	10	33-19-52	6.5-8	1.0-1	0	1	2	2

CAREER-HIGHS - Tackles: 12, at Colorado (10/18/08); Solos: 9, at Colorado (10/18/08); TFLs: 2.0, at Texas A&M (10/11/08); Sacks: 1.0, at Texas A&M (10/11/08).



53 REGGIE WALKER
LINEBACKER
6-1 • 247 • Sr.-3L

Physical linebacker who has played in every game since the start of 2006... Moved to the outside linebacker prior to the Louisville game... Talled 4 tackles against the Cardinals... Had a career-high 10 tackles against Texas Tech... Blocked a punt that was returned for a touchdown at Texas A&M... Was dominant at Colorado as he collected 6 tackles - 2 of which went for losses - and also recorded a 6-yard sack... Recorded 4 tackles and picked up his first-career fumble recovery against Oklahoma... Talled 4 stops at Kansas... Had another 10 stops and 1.5 TFLs at Missouri... Garnered honorable mention All-Big 12 honors from the coaches in 2007 after recording 65 tackles.

CAREER STATS - DEFENSE

Year	G	UA-AT-TI	TFL-Yds	Sack	INT	PD	FF	FR
2005	9	9-7-16	4.5-5	0.0-0	0	1	1	0
2006	13	17-19-36	1.0-3	0.0-0	0	1	0	0
2007	12	28-37-65	5.0-28	3.0-25	1	3	2	0
2008	10	26-16-42	4.0-10	1.0-6	0	1	0	1
TOTAL	44	80-79-159	14.5-46	4.0-31	1	6	3	1

CAREER-HIGHS - Tackles: 10, two times; TFL: 2.0, three times; Sacks: 1.0, four times; Interceptions: 1, at Auburn (9/1/07).



56 OLU HALL
LINEBACKER
6-3 • 230 • Jr.-TR

An explosive rush linebacker who was dominant on scout team in 2007... Had his best game as a Wildcat at Colorado, recording 3 tackles, 2 of which went for losses, including 1 sack... Also broke up 1 Colorado pass... Talled a career-high 6 stops vs. Texas Tech... Had a 4-tackle effort against Montana State and another 3 at Louisville... Sat out the 2007 season due to NCAA transfer rules... Is seeing first action since playing as a true freshman in 2005 at Virginia.

CAREER STATS - DEFENSE

Year	G	UA-AT-TI	TFL-Yds	Sack	INT	PD	FF	FR
2005*	8	0-1-1	0.0-0	0.0-0	0	0	0	0
2008	10	10-11-21	3.0-9	1.0-1	0	2	0	0
TOTAL	18	10-12-22	3.0-9	1.0-1	0	2	0	0

CAREER-HIGHS - Tackles: 6, vs. Texas Tech (10/4/08); Solos: 3, vs. Texas Tech (10/4/08); TFLs: 2.0, at Colorado (10/18/08); Sacks: 1.0, at Colorado (10/18/08); * at Virginia.



59 ZACH KENDALL
OFFENSIVE LINEMAN
6-3 • 287 • So.-1L

Started the 5-straight games, 2 at left guard and then 3 at center, before not playing at Kansas... Currently listed as the No. 2 center... Originally came to K-State as a defensive lineman.



61 EDWARD PRINCE
OFFENSIVE LINEMAN
6-5 • 289 • Jr.-JC

Has started 5 games this season at left tackle... Currently listed No. 2 on the depth chart at left tackle... Was a 2-year starter at left tackle at Copiah-Lincoln CC in Mississippi.



66 ERIC BENOIT
OFFENSIVE LINEMAN
6-4 • 286 • Jr.-RS

Junior who redshirted his first year out of junior college in 2007... Has seen action in 8 of 10 games this season, including each of the last 5 contests.



64 NICK STRINGER
OFFENSIVE LINEMAN
6-6 • 271 • Jr.-2L

Has the potential to be a dominating player... Former high school tight end who possesses excellent mobility and speed for his size... Recorded his 21st-career start at Missouri... Father, Tom, was his high school coach and was an All-American lineman at Division II power Pittsburg (Kan.) State.



73 GERARD SPEXARTH
OFFENSIVE LINEMAN
6-6 • 284 • Sr.-3L

Experienced offensive lineman with good size... Streak of 17-straight starts ended at Texas A&M... Listed as the backup right guard... Started all 12 games last season... Transitioned from tackle to guard in 2006... Native of Colwich, Kan., population 1,200... Married to former K-State women's basketball player Carolyn McCullough.



76 BROCK UNRUH
OFFENSIVE LINEMAN
6-6 • 288 • Jr.-2L

Lineman who continues to mature and evolve on the collegiate level... Has started 7 of 10 games this season... Made 5 starts to open the 2007 season and appeared in 11 of 12 games... Father, David, played offensive line at Wichita State.



77 DANIEL CALVIN
DEFENSIVE LINEMAN
6-3 • 310 • Jr.-JC

Mammoth defensive tackle who earned his 1st start against Louisiana, carding a career-best 3 stops... Recorded 2 solo tackles vs. Oklahoma... A JuCo all-American after tallying 75 tackles and 12 sacks last season at Bakersfield College... One of three newcomers from Bakersfield.

CAREER STATS - DEFENSE

Year	G	UA-AT-TI	TFL-Yds	Sack	INT	PD	FF	FR
2008	10	8-5-13	0.0-0	0.0-0	0	0	0	0
TOTAL	10	8-5-13	0.0-0	0.0-0	0	0	0	0

CAREER-HIGHS - Tackles: 3, vs. Louisiana (9/27/08); Solos: 2, three times.



78 ALESANA ALESANA
OFFENSIVE LINEMAN
6-4 • 304 • Sr.-1L

Senior who helps anchor the line after a solid junior campaign and provide leadership and experience... Has started 4 games at left tackle after starting all 12 in 2007... Earned honorable mention All-Big 12 honors last year... Grew up playing rugby... Born in Western Samoa and graduated from high school in 1998.



79 JORDAN BEDORE
OFFENSIVE LINEMAN
6-3 • 310 • Sr.-3L

K-State's most experienced offensive lineman... Named to the 2008 Rimington Trophy watch list despite only playing five games in 2007 due to injury... Has the potential to be an all-conference candidate... Is very explosive off the ball and plays with excellent leverage and quickness... Named a team captain for the 2008 campaign... Made his 29th-career start at Missouri... Originally came to K-State as a defensive end... Two-time state high school wrestling champion.



80 BRETT ALSTATT
TIGHT END
6-4 • 230 • Sr.-3L

Hard-working tight end and proven special teams performer... Is a big-time performer on kick and punt return coverage teams... Has earned 4 starts this season... Recorded a career-high 2 catches for 10 yards against North Texas... Saw action in all 12 games on special teams coverage and at tight end... Father, Wes, played college football at Fort Hays State and for the Miami Dolphins.



83 BRANDON BANKS
WIDE RECEIVER
5-7 • 142 • Jr.-JC

Speedy wide receiver who has made an instant impact during his first season... Ranked 15th in the nation and 5th in the Big 12 in receiving yards... Leads the team in receptions (57), receiving yards (917) and touchdowns (8)... Currently 8th all-time and 2nd among juniors on the school's single-season yardage list... 7 of his 8 receiving touchdowns have gone for at least 30 yards... Tied his career high with 9 catches at Missouri... Also ran for a 93-yard score vs. the Tigers, the

UPDATED PLAYER PROFILES

2nd longest in school history (Gerald Hackney, 96 yards vs. Kansas, 1948)... Recorded his 3rd 100-yard receiving day vs. Oklahoma, hauling in 5 passes for 145 yards and 1 score, a 77-yarder... Grabbed 5 passes for 95 yards at Colorado... Had 6 grabs for 127 yards and 1 score against Louisiana... Recorded 7 catches for 153 yards and 2 scores at Louisville... Also had 2 scores vs. North Texas... Earned First Team All-America honors from JC Gridwire in 2007.

CAREER STATS - RECEIVING

Year	G	Rec	Yds	Avg.	TD	Long
2008	10	57	917	16.1	8	77
TOTAL	10	57	917	16.1	8	77

CAREER-HIGHS - Catches: 9, two times; Yards: 153, at Louisville (9/17/08); Long Catch: 77, vs. Oklahoma (10/25/08); Touchdowns: 2, two times.

CAREER STATS - KICKOFF RETURNS

Year	G	Ret	Yds	Avg.	TD	Long
2008	10	12	281	23.4	0	33
TOTAL	10	12	281	23.4	0	33

CAREER-HIGHS - Returns: 6, at Kansas (11/1/08); Yards: 138, at Kansas (11/1/08); Long Return: 33, at Missouri (11/8/08).



85 JERON MASTRUD
TIGHT END
6-6 • 253 • Jr.-2L

Rangy, versatile and athletic tight end with solid blocking skills and great hands... Could contend for all-conference honors... Second on the team in catches (36) and third in yards (412)... Had a career-best 5 catches at Texas A&M, Colorado and Kansas... Recorded his 1st collegiate TD at Louisville, a 52-yarder... Had another vs. Oklahoma... Played quarterback, tight end and defensive end in high school.

CAREER STATS - RECEIVING

Year	G	Rec	Yds	Avg.	TD	Long
2006	12	17	235	13.8	0	66
2007	12	30	316	10.5	0	29
2008	10	36	412	11.4	2	52
TOTAL	34	83	963	11.6	2	66

CAREER-HIGHS - Catches: 5, seven times; Yards: 103, at Kansas (11/18/06); Touchdowns: 1, twice; Long Catch: 66, at Kansas (11/18/06).



87 DEON MURPHY
WIDE RECEIVER
5-10 • 170 • Jr.-1L

A speedy receiver who is also regarded as one of the top return specialists in the country... Became the 22nd player in school history with 1,000 receiving yards vs. Missouri, grabbing 4 catches for 41 yards... Recorded 7 catches for 94 yards and a career-tying 2 TDs vs. Oklahoma... Returned a punt 86 yards for a score at Louisville... The return was the 8th-longest in school history and is tied for the 2nd longest in the Big 12 this season... Helped the Wildcats to a No. 1 national ranking in punt returns a year ago... Preseason All-American by several outlets... Named the Big 12 Offensive Newcomer of the Year and earned honorable mention accolades as a receiver and punt returner from the league's coaches in 2007... Has been clocked at 4.36 in the 40... Plans to pursue a career in broadcasting.

CAREER STATS - RECEIVING

Year	G	Rec	Yds	Avg.	TD	Long
2007	12	57	605	10.6	5	66
2008	10	30	424	14.1	4	70
TOTAL	22	87	1029	11.8	9	70

CAREER-HIGHS - Catches: 8, vs. Kansas (10/6/07); Yards: 106, at Nebraska (11/10/07); Touchdowns: 2, two times; Long Catch: 70, vs. Montana State (9/6/08).

CAREER STATS - PUNT RETURNS

Year	G	Ret	Yds	Avg.	TD	Long
2007	12	26	454	17.5	1	80
2008	10	24	237	9.9	1	86
TOTAL	22	50	728	14.6	2	86

CAREER-HIGHS - Returns: 6, vs. North Texas (8/30/08); Yards: 99, vs. Missouri State (9/15/07); Touchdowns: 1, two times; Long Return: 86, at Louisville (9/17/08).



89 AUBREY QUARLES
WIDE RECEIVER
5-11 • 195 • Jr.-JC

Is 3rd on the team in catches (34) and 4th yards (407)... Had a career-day at Texas A&M as he caught 9 passes for 102 yards... Collected his first touchdown against Montana State, a 36-yarder... Recorded a team-high 6 catches against North Texas... JuCo wide receiver who was named a PrepStar JUCO All-American as a sophomore... Had 28 receptions for 363 yards and a state-leading 8 touchdowns in 2007 through 4 games before breaking his collar bone.

CAREER STATS - RECEIVING

Year	G	Rec	Yds	Avg.	TD	Long
2008	10	34	407	12.0	1	36
TOTAL	10	34	407	12.0	1	36

CAREER-HIGHS - Catches: 9, at Texas A&M (10/11/08); Yards: 102, at Texas A&M (11/10/08); Touchdowns: 1, vs. Montana State (9/6/08); Long Catch: 36, vs. Montana State (9/6/08).



90 ERIC CHILDS
DEFENSIVE END
6-3 • 238 • Jr.-2L

Speed rusher who has started 9 of 10 games this season at right end... Is one of 8 Wildcats with at least 40 tackles... Tied a career-best 12 stops at Missouri... Also had 1 tackle for loss and 1 pass breakup against the Tigers... Recorded 4 tackles, including 1 for a loss, vs. Oklahoma... Had 6 stops, including a half tackle for a loss, at Colorado... Turned in 3 tackles, including a career-best 1.5 sacks, at Texas A&M... Tied his career-high with 6 tackles against Texas Tech... Totaled 4 tackles against North Texas... Appeared in all 12 games, making 9 starts and totaling 36 tackles in 2007.

CAREER STATISTICS - DEFENSE

Year	G	UA-AT-TI	TFL-Yds	Sack	INT	PD	FF	FR
2006	13	10-7-17	3.0-15	2.0-14	0	0	0	1
2007	12	21-15-36	4.0-10	1.0-3	0	0	2	0
2008	10	20-22-42	4.0-9	1.5-4	0	2	0	0
TOTAL	35	51-44-95	11.0-34	4.5-21	0	2	2	1

CAREER-HIGHS - Tackles: 12, at Missouri (11/8/08); TFL: 2.0, vs. Missouri State (9/15/07); Sacks: 1.5, at Texas A&M (10/11/08).



92 BRANDON BALKCOM
DEFENSIVE TACKLE
6-1 • 292 • Sr.-2L

Solidly-built defensive tackle who started the first 3 games... Had 4 stops at Colorado... Collected his 1st career INT vs. Texas Tech... Tied a career-best 5 tackles vs. Louisiana... Coming off a very impressive spring... Played in all 12 games in 2007, making 3 starts.

CAREER STATISTICS - DEFENSE

Year	G	UA-AT-TI	TFL-Yds	Sack	INT	PD	FF	FR
2006	12	2-6-8	1.0-1	0.0-0	0	0	0	0
2007	12	10-13-23	1.5-7	1.0-5	0	0	0	0
2008	9	10-8-18	1.0-1	0.0-0	1	2	0	0
TOTAL	33	22-27-49	3.5-9	1.0-5	1	2	0	0

CAREER-HIGHS - Tackles: 5, vs. Louisiana (9/27/08); Solos: 2, four times; TFL: 1.0, three times; Sacks: 1.0, vs. Missouri (11/17/07).



98 IAN CAMPBELL
DEFENSIVE END
6-5 • 255 • Sr.-3L

One of the nation's premiere pass rushers... An All-America, national award (Bednarik, Hendricks, Lombardi, Nagurski) and Big 12 Defensive Player of the Year candidate... Named the 5th-best defensive end in the nation by *Athlon*... A two-time team captain who possesses outstanding speed and plays with tremendous determination... Recorded his best game of the 2008 season against Louisiana, carding 11 tackles, 1.5 sacks and 1 pass break up against the Ragin' Cajuns... Also had 3 tackles, including 1 sack, at Texas A&M... Came back with 5 stops and a blocked field goal at Colorado... The block was the first by K-State since 2005... Registered 5 stops, including 1 for a loss, vs. Oklahoma... Tallied 7 tackles, including 1 sack, and blocked another field goal at Kansas... Recorded 3 stops, including 1 for a loss, at Missouri... Has 20.5 career sacks, good for 6th in school history... Named a 1st team All-Big 12 defensive lineman by the league's coaches and 2nd team All-Big 12 linebacker by the Associated Press, the *Kansas City Star* and the *Waco Tribune-Herald* in 2007.

CAREER STATISTICS - DEFENSE

Year	G	UA-AT-TI	TFL-Yds	Sack	INT	PD	FF	FR
2005	10	1-6-7	1.0-1	0.0-0	0	0	0	0
2006	13	41-26-67	17.5-81	11.5-67	0	4	1	3
2007	12	21-24-45	11.0-56	4.5-35	1	3	1	4
2008	10	20-17-37	8.0-37	4.5-25	0	1	0	0
TOTAL	45	83-73-156	37.5-172	20.5-126	1	8	2	7

CAREER-HIGHS - Tackles: 11, vs. Louisiana (9/27/08); Solos: 8, vs. Illinois State (9/2/06); TFL: 5.0, vs. Illinois State (9/2/06); Sacks: 3.0, vs. Illinois State (9/2/06); Interceptions: 1, at Texas (9/29/07).



99 BRANDON HAROLD
DEFENSIVE END
6-6 • 264 • Fr.-HS

A big, physical defensive end who has emerged as one of the best defensive linemen in the league after just 9 games... Is tops among freshmen in the NCAA and is tied for 6th in the Big 12 with 10.5 tackles for loss... Is 8th on the team in tackles with 41 and leads K-State with his 10.5 TFLs... Turned in 6 stops, including 2 for a loss, and 1 forced fumble at Colorado... Recorded a career-high 7 tackles against Louisiana to go along with a career-best 2 sacks and 3 tackles for loss... Recorded 5 tackles, 2 of which went for loss, and collected his 1st career sack at Louisville... Recorded 3 takedowns, including 0.5 for loss, in his debut against North Texas... Followed that up with a monstrous game vs. Montana State, collected 6 tackles, including 3 for losses of 7 yards... Received all-conference and all-state honors as a defensive lineman and named the St. Louis Area Defensive Player of the Year... Collected 91 tackles with 8 sacks as junior and 82 tackles with 5 sacks and 3 forced fumbles as a senior.

CAREER STATISTICS - DEFENSE

Year	G	UA-AT-TI	TFL-Yds	Sack	INT	PD	FF	FR
2008	10	23-18-41	10.5-41	3.0-21	0	1	2	0
TOTAL	10	23-18-41	10.5-41	3.0-21	0	1	2	0

CAREER-HIGHS - Tackles: 7, vs. Louisiana (9/27/08); Solos: 5, at Colorado (10/18/08); TFL: 3.0, two times; Sacks: 2.0, vs. Louisiana (9/27/08).

ALPHABETICAL ROSTER

NO	NAME	POS
42	Corey Adams	LS
78	Alesana Alesana	OL
35 #	Heath Alexander	DB
80	Brett Alstatt	TE
75	Clyde Aufner	OL
17 #	Cole Bachamp	DB
92	Brandon Balkcom	DT
58	Chris Bamberger	LB
83	Brandon Banks	WR
79	Jordan Bedore	OL
34	Dee Bell	RB
66	Eric Benoit	OL
44	Josh Berard	LB
25 #	Craig Boswell	DB
7	Lamark Brown	RB
77 #	Daniel Calvin	DT
98	Ian Campbell	DE
30	Chris Carney	DB
21 #	Gary Chandler	DB
23	Ray Cheatham	DB
19	Josh Cherry	PK
26 #	Brett Childers	DB
90	Eric Childs	DE
26 #	Jarell Childs	RB
14	Carson Coffman	QB
93	Gabriel Crews	DT
41	Jayson Cuba	TE
13 #	Jordan Daniels	WR
21 #	Frank Delarue	RB
86	Stephen Didde	WR
28	Logan Dold	RB
71	Ethan Douglas	OL
46 #	Brent Draper	TE
72	Kaleb Drinkgern	OL
36	Andrew Erker	DB
55	Vlad Faustin	DT
40 #	Antonio Felder	LB
32	Roman Fields	LB
95	Jeffrey Fitzgerald	DE
1	Josh Freeman	QB
77 #	Colten Freeze	OL
4 #	D.J. Fullhage	P/WR
47 #	Gabe Gantz	TE
48 #	Cody Garrett	LB
94	Raphael Guidry	DE
56	Olu Hall	LB
44 #	Jay Hanley	TE
70	Zach Hanson	OL
99	Brandon Harold	DE
37	Rashad Harrell	DB
24 #	Stephen Harrison	WR
28 #	Jase Hartenbower	DB
2	Tysyn Hartman	DB
3 #	Bobby Hauver	QB
20 #	Courtney Herndon	DB
59 #	Brian Hertzog	LB
82	Adrian Hilburn	WR
39	John Houlik	LB

2008 KANSAS STATE ROSTERS

NUMERICAL ROSTER

NO	NAME	POS	HT	WT	YR-EX	HOMETOWN (LAST SCHOOL)
1	Josh Freeman	QB	6-6	250	Jr.-2L	Kansas City, Mo. (Grandview)
2	Tysyn Hartman	DB	6-3	204	Fr.-RS	Wichita, Kan. (Kapaua Mt. Carmel)
3 #	Bobby Hauver	QB	6-3	180	Fr.-HS	Lansing, Kan. (Lansing)
3 #	Billy McClellan	DB	5-8	164	Jr.-TR	Torrance, Calif. (Harbor CC)
4 #	D.J. Fullhage	P	5-9	180	So.-SQ	Beloit, Kan. (Beloit)
4 #	Joshua Moore	DB	5-11	184	So.-1L	Pompano Beach, Fla. (Blanche Ely)
5	Ernie Pierce	WR	6-4	209	Sr.-1L	National City, Calif. (Santa Barbara CC)
6 #	Blair Irvin	DB	6-0	180	Jr.-TR	Patterson, La. (Coffeyville CC)
6 #	Brandon Klimek	PK	5-11	168	Fr.-HS	Manhattan, Kan. (Manhattan)
7	Lamark Brown	RB	6-3	225	So.-1L	Hazelwood, Mo. (Hazelwood West)
8 #	Cameronn Morrison	WR	5-11	204	Jr.-SQ	Sherman, Texas (Sherman)
8 #	Cedric Wilson	DB	6-1	195	Sr.-2L	Fort Pierce, Fla. (Garden City CC)
10	Joseph Kassanavoid	QB	6-4	226	Fr.-HS	Lawson, Mo. (Lawson)
12	Collin Klein	QB	6-5	211	Fr.-HS	Loveland, Colo. (Loveland)
13 #	Jordan Daniels	WR	5-10	175	Jr.-TR	Caney, Kan. (Coffeyville CC)
13 #	Adrian Stryker	DB	6-1	206	Jr.-SQ	Valley Heights, Kan. (Valley Heights)
14	Carson Coffman	QB	6-3	208	So.-1L	Peculiar, Mo. (Raymore-Peculiar)
15	Trey Scott	QB	6-2	195	Fr.-RS	Shawnee, Kan. (Mill Valley)
16	Brooks Rossman	PK	6-0	182	Sr.-1L	San Diego, Calif. (Ohio University)
17 #	Cole Bachamp	DB	6-0	176	So.-TR	Manhattan, Kan. (Butler County CC)
17 #	George Pierson	P	6-0	201	Jr.-TR	Arlington, Va. (Tyler JC)
18 #	Milton McPeck	QB	6-4	200	Fr.-HS	Aurora, Colo. (Rangeview)
18 #	Jared Parker	PK	5-11	211	Sr.-2L	Ankeny, Iowa (Ankeny)
19	Josh Cherry	PK	6-1	183	So.-1L	McCook, Neb. (McCook)
20 #	Courtney Herndon	DB	6-0	211	Jr.-2L	Dallas, Texas (Lincoln)
20 #	Russell Simons	WR	6-1	206	Fr.-RS	Overland Park, Kan. (Blue Valley West)
21 #	Gary Chandler	DB	5-11	190	Sr.-1L	Wichita, Kan. (Coffeyville CC)
21 #	Frank Delarue	RB	5-8	191	Fr.-RS	Wichita, Kan. (Kapaua Mt. Carmel)
22 #	Kendrick Matthews	DB	5-9	166	So.-1L	Fresno, Texas (Marshall)
23 #	Ray Cheatham	DB	5-11	193	Sr.-2L	El Dorado, Ark. (Independence CC)
23 #	Steven Walters	WR	6-2	190	Fr.-HS	Springdale, Ark. (Har-Ber)
24 #	Stephen Harrison	WR	5-11	179	So.-SQ	Dallas, Texas (Plano West)
24 #	Dahnaz Tigner	LB	6-2	223	So.-1L	Pompano Beach, Fla. (Ely)
25 #	Craig Boswell	DB	6-1	186	Jr.-SQ	Onaga, Kan. (Hutchinson CC)
25 #	Keithen Valentine	RB	5-8	197	Jr.-TR	Baton Rouge, La. (Mississippi Delta CC)
26 #	Brett Childers	DB	6-1	192	Jr.-TR	Olathe, Kan. (Johnson County CC)
26 #	Jarell Childs	RB	6-1	217	Fr.-HS	Kansas City, Mo. (Oak Park)
28 #	Logan Dold	RB	6-0	195	Fr.-HS	Garden Plain, Kan. (Garden Plain)
28 #	Jase Hartenbower	DB	6-0	183	Fr.-HS	Riley, Kan. (Riley County)
29 #	Otis Johnson	DB	5-10	175	Jr.-2L	Houston, Texas (Eisenhower)
29 #	John Tytla	WR	6-1	187	So.-TR	Lansing, Kan. (Coffeyville CC)
30	Chris Carney	DB	6-1	190	Jr.-2L	Denver, Colo. (Mullen)
31	Tony Purvis	DB	6-0	170	Jr.-2L	McCook, Neb. (McCook)
32	Roman Fields	LB	5-10	197	Fr.-HS	Kansas City, Kan. (Christ Prep Academy)
33	Marc St. Felix	DB	6-0	205	Fr.-HS	Miami, Fla. (Edison)
34	Dee Bell	RB	5-8	169	Fr.-RS	Olathe, Kan. (Olathe East)
35 #	Heath Alexander	DB	5-11	190	Sr.-SQ	Satanta, Kan. (Emporia State)
35 #	Justin Woods	RB	5-8	166	Fr.-RS	Shawnee, Kan. (Mill Valley)
36	Andrew Erker	DB	6-1	195	Sr.-2L	Olathe, Kan. (St. Thomas Aquinas)
37	Rashad Harrell	DB	5-10	177	Jr.-TR	Miami, Fla. (Rainy River CC)
38	Jack Reed	LB	6-1	227	Jr.-SQ	Gloucester, Mass. (Gloucester)
39	John Houlik	LB	5-11	219	Jr.-2L	Wichita, Kan. (Collegiate)
40 #	Antonio Felder	LB	6-2	253	So.-TR	Warner Robbins, Ga. (Butler County CC)
40 #	Rodney Kenner	RB	5-10	202	Fr.-RS	Olathe, Kan. (Northwest)
41	Jayson Cuba	TE	6-2	240	Fr.-HS	Newton, Kan. (Newton)

NO	NAME	POS	HT	WT	YR-EX	HOMETOWN (LAST SCHOOL)
42	Corey Adams	LS	6-4	242	So.-1L	Monument, Colo. (Lewis-Palmer)
43	Antwon Moore	LB	5-11	221	Sr.-2L	Ponca City, Okla. (NE Oklahoma A&M)
44 #	Josh Berard	LB	6-2	220	Jr.-TR	Redondo Beach, Calif. (El Camino CC)
44 #	Jay Hanley	TE	6-1	260	Fr.-HS	Steamboat Springs, Colo. (Steamboat Springs)
45	Kevin Rohleder	LB	6-0	217	So.-1L	Wichita, Kan. (Bishop Carroll)
46 #	Brent Draper	TE	6-4	230	Sr.-SQ	Hays, Kan. (Hays)
46 #	Ben Kall	LB	5-11	222	Fr.-HS	Rochester, Minn. (John Marshall)
47 #	Gabe Gantz	TE	6-6	252	So.-SQ	Perry, Kan. (Perry-Lecompton)
47 #	Alex Hrebec	LB	5-11	238	Fr.-RS	St. Louis, Mo. (Oakville)
48 #	Cody Garrett	LB	6-0	200	Fr.-RS	Wakeeney, Kan. (Trego)
48 #	Darrin Seiwert	TE	5-11	223	Sr.-1L	Conway Springs, Kan. (Butler County CC)
49	Aaron King	LB	6-0	200	Fr.-RS	Holton, Kan. (Holton)
50	Hansen Sekona	LB	6-0	230	Jr.-TR	San Mateo, Calif. (College of San Mateo)
51	Ulla Pomele	LB	6-1	228	Jr.-TR	Santa Rosa, Calif. (Santa Rosa JC)
52	Xzavier Stewart	DT	6-1	316	So.-1L	Chicago, Ill. (Morgan Park)
53	Reggie Walker	LB	6-1	247	Sr.-3L	Sacramento, Calif. (Grant)
54 #	Dustin Sobieraj	DL	6-3	255	Fr.-HS	Billings, Mont. (Skyview)
54 #	Trevor Viers	OL	6-5	284	Jr.-1L	Windom, Kan. (Little River)
55	Vlad Faustin	DT	6-2	253	Sr.-2L	Miami, Fla. (Pace)
56	Olu Hall	LB	6-3	230	Jr.-TR	Fairfax, Va. (Virginia)
57	Pete Yemm	DE	6-3	252	Sr.-SQ	Overland Park, Kan. (South Dakota)
58	Chris Bamberger	LB	6-1	222	Sr.-SQ	Jetmore, Kan. (Jetmore)
59 #	Brian Hertzog	LB	5-11	211	Fr.-RS	Lee's Summit, Mo. (West)
59 #	Zach Kendall	OL	6-3	287	So.-1L	Peculiar, Mo. (Harrisonville)
61	Edward Prince	OL	6-5	289	Jr.-TR	Starkville, Miss. (Copiah-Lincoln CC)
63	Penisini Liu	OL	6-6	282	Sr.-1L	Sacramento, Calif. (Sacramento CC)
64	Nick Stringer	OL	6-6	271	Jr.-2L	Topeka, Kan. (Hayden)
65	Aaron Jackson	OL	6-2	310	Fr.-HS	Houston, Texas (Strake Jesuit)
66	Eric Benoit	OL	6-4	286	Jr.-RS	Church Point, La. (Compton CC)
67	Kenneth Mayfield	OL	6-4	311	So.-SQ	Randallstown, Md. (Randallstown)
69	Nick Ward	OL	6-1	280	Fr.-RS	Andale, Kan. (Andale)
70	Zach Hanson	OL	6-8	320	So.-TR	Sacramento, Calif. (Sacramento CC)
71	Ethan Douglas	OL	6-6	308	Fr.-HS	Basehor, Kan. (Basehor Linwood HS)
72	Kaleb Drinkgern	OL	6-7	270	Fr.-RS	Marysville, Kan. (Marysville)
73	Gerard Spexarth	OL	6-6	284	Sr.-3L	Colwich, Kan. (Andale)
74	Wade Weibert	OL	6-4	287	Jr.-TR	Hillsboro, Kan. (Butler County CC)
75	Clyde Aufner	OL	6-7	288	Fr.-RS	Raymore, Mo. (Raymore-Peculiar)
76	Brock Unruh	OL	6-6	288	Jr.-2L	Corpus Christi, Texas (Calallen)
77 #	Daniel Calvin	DT	6-3	310	Jr.-TR	Bakersfield, Calif. (Bakersfield College)
77 #	Colten Freeze	OL	6-5	287	Fr.-RS	Liberty, Mo. (Liberty)
78	Alesana Alesana	OL	6-4	304	Sr.-1L	Malie, W. Samoa (San Francisco CC)
79	Jordan Bedore	OL	6-3	310	Sr.-3L	Goodland, Kan. (Goodland)
80	Brett Alstatt	TE	6-4	230	Sr.-3L	Hays, Kan. (Hays)
81	Attrail Snipes	WR	6-1	180	Jr.-TR	Seattle-Rainier Beach, Wash. (Bakersfield)
82	Adrian Hilburn	WR	6-1	195	Jr.-TR	New Braunfels, Texas (San Francisco CC)
83	Brandon Banks	WR	5-7	142	Jr.-TR	Garner, N.C. (Bakersfield College)
84	Matt Wykes	WR	6-2	209	Jr.-RS	Conway Springs, Kan. (Butler County CC)
85	Jeron Mastrud	TE	6-6	253	Jr.-2L	Beaverton, Ore. (Southridge)
86	Stephen Didde	WR	6-4	190	Fr.-HS	Lansing, Kan. (Lansing)
87	Deon Murphy	WR	5-10	170	Jr.-1L	Houston, Texas (Coffeyville College)
88	Brice Vignery	WR	6-1	204	Jr.-JC	Concordia, Kan. (Butler County CC)
89	Aubrey Quarles	WR	5-11	195	Jr.-TR	Aurora, Colo. (Santa Rosa JC)
90	Eric Childs	DE	6-3	238	Jr.-2L	Arlington, Texas (MacArthur)
92	Brandon Balkcom	DT	6-1	292	Sr.-2L	Hazel Crest, Ill. (NE Oklahoma A&M)
93	Gabriel Crews	DT	6-1	310	So.-1L	Jonesboro, Ga. (Lovejoy)
94	Raphael Guidry	DE	6-4	267	Fr.-RS	Texas City, Texas (La Marque)
95	Jeffrey Fitzgerald	DE	6-4	280	Jr.-TR	Richmond, Va. (Virginia)
96	Payton Kirk	DE	6-6	245	Fr.-RS	Liberty, Mo. (Liberty)
98	Ian Campbell	DE	6-5	255	Sr.-3L	Cimarron, Kan. (Cimarron)
99	Brandon Harold	DE	6-6	264	Fr.-HS	East St. Louis, Ill. (East St. Louis)

ALPHABETICAL ROSTER

NO	NAME	POS
47 #	Alex Hrebec	LB
6 #	Blair Irvin	DB
65	Aaron Jackson	OL
29 #	Otis Johnson	DB
46 #	Ben Kall	LB
10	Joseph Kassanavoid	QB
59 #	Zach Kendall	OL
40 #	Rodney Kenner	RB
49	Aaron King	LB
96	Payton Kirk	DE
12	Collin Klein	QB
6 #	Brandon Klimek	PK
63	Penisini Liu	OL
85	Jeron Mastrud	TE
22	Kendrick Matthews	DB
67	Kenneth Mayfield	OL
3 #	Billy McClellan	DB
18 #	Milton McPeck	QB
43	Antwon Moore	LB
4 #	Joshua Moore	DB
8 #	Cameronn Morrison	WR
87	Deon Murphy	WR
18 #	Jared Parker	PK
5	Ernie Pierce	WR
17 #	George Pierson	P
51	Ulla Pomele	LB
61	Edward Prince	OL
31 #	Tony Purvis	DB
89	Aubrey Quarles	WR
38	Jack Reed	LB
45	Kevin Rohleder	LB
16	Brooks Rossman	PK
15	Trey Scott	QB
48 #	Darrin Seiwert	TE
50	Hansen Sekona	LB
20 #	Russell Simons	WR
81	Attrail Snipes	WR
54 #	Dustin Sobieraj	DL
73	Gerard Spexarth	OL
33	Marc St. Felix	DB
52	Xzavier Stewart	DT
64	Nick Stringer	OL
13 #	Adrian Stryker	DB
24 #	Dahnaz Tigner	LB
29 #	John Tytla	WR
76	Brock Unruh	OL
25 #	Keithen Valentine	RB
54 #	Trevor Viers	OL
88	Brice Vignery	WR
53	Reggie Walker	LB
23 #	Steven Walters	WR
69	Nick Ward	OL
74	Wade Weibert	OL
8 #	Cedric Wilson	DB
35 #	Justin Woods	RB
84	Matt Wykes	WR
57	Pete Yemm	DE

Duplicate Numbers

KANSAS STATE WILDCATS

BRANDON BANKS

5-7 | 142 | JUNIOR | WR
**ALL-BIG 12 AND
 BIG 12 NEWCOMER OF THE YEAR CANDIDATE**

- One of the top wide receivers in the Big 12 Conference and the nation.
- Leads the team with 57 catches for 917 yards and eight touchdowns.
- Ranks 21st nationally in receiving yards per game (91.7).
- Seven of eight touchdown receptions this season have gone for 30-plus yards.
- Also recorded a 93-yard touchdown run at Missouri, the second-longest in school history.
- Recorded a touchdown catch in each of his first four games this season.
- His eight receiving touchdowns rank sixth among Big 12 wide receivers.
- Is averaging 16.1 yards a catch this season.
- Had seven catches for 153 yards and two scores at Louisville, all career-bests.
- Has recorded three 100-yard receiving games this season through eight weeks.
- On pace to set the K-State single-season records for catches and receiving yards by a junior.
- On pace to become just the sixth wide receiver in school history to have 1,000 yards in a season.
- The lightest wide receiver among FBS schools at 142 pounds.



BANKS' CAREER STATISTICS

RECEIVING	G	REC	YDS	AVG	TD	LONG
2008	10	57	917	16.1	8	77
TOTAL	10	57	917	16.1	8	77

CAREER-HIGHS - **Catches:** 9, two times; **Yards:** 153, at Louisville (9/17/08); **TD:** 2, two times; **Long Catch:** 77, vs. Oklahoma (10/25/08).

2008 GAME-BY-GAME

RECEIVING	REC	YDS	AVG	TD	LONG
North Texas	3	88	29.3	2	43
Montana State	6	95	15.8	1	36
at Louisville	7	153	21.9	2	59
Louisiana	6	127	21.2	1	53
Texas Tech	3	51	17.0	0	17
at Texas A&M	4	59	14.8	0	32
at Colorado	5	95	19.0	0	30
Oklahoma	5	145	29.0	1	77
at Kansas	9	70	7.8	0	23
at Missouri	9	41	3.8	1	7
Nebraska					
Iowa State					

2008 STATISTICS

OVERALL: 4-6 (HOME: 3-2, ROAD: 1-4, NEUTRAL: 0-0) | BIG 12 CONFERENCE: 1-5 (HOME: 0-2, ROAD: 1-3)

RESULTS

DATE	OPPONENT	RESULT	SCORE	TV	ATTEND
Aug. 30	NORTH TEXAS	W	45-6	None	45,150
Sept. 6	MONTANA STATE	W	69-10	FCS	45,241
Sept. 17	at Louisville	L	29-38	ESPN2	42,208
Sept. 27	LOUISIANA	W	45-37	None	45,558
Oct. 4	TEXAS TECH *	L	28-58	ABC	43,614
Oct. 11	at Texas A&M *	W	44-30	None	78,669
Oct. 18	at Colorado *	L	13-14	FSN	52,099
Oct. 25	OKLAHOMA *	L	35-58	FSN	47,054
Nov. 1	at Kansas *	L	21-52	FSN	52,230
Nov. 8	at Missouri *	L	24-41	FSN	68,349
Nov. 15	NEBRASKA *				
Nov. 22	IOWA STATE *				

* Big 12 Conference Game

TEAM STATISTICS

	KANSAS STATE	OPPONENTS			
SCORING	353	344			
Points Per Game	35.3	34.4			
FIRST DOWNS	215	243			
Rushing	76	108			
Passing	122	119			
Penalty	17	16			
RUSHING YARDAGE	1359	2108			
Yards gained rushing	1545	2361			
Yards lost rushing	186	253			
Rushing Attempts	339	413			
Average Per Rush	4.0	5.1			
Average Per Game	135.9	210.8			
TDs Rushing	24	24			
PASSING YARDAGE	2768	2405			
Att-Comp-Int	368-221-10	349-209-7			
Average Per Pass	7.5	6.9			
Average Per Catch	12.5	11.5			
Average Per Game	276.8	240.5			
TDs Passing	17	21			
TOTAL OFFENSE	4127	4513			
Total Plays	707	762			
Average Per Play	5.8	5.9			
Average Per Game	412.7	451.3			
KICK RETURNS: #-Yards	50-1132	35-629			
PUNT RETURNS: #-Yards	33-382	18-157			
INT RETURNS: #-Yards	7-35	10-98			
KICK RETURN AVERAGE	22.6	18.0			
PUNT RETURN AVERAGE	11.6	8.7			
FUMBLES-LOST	20-13	13-5			
PENALTIES-Yards	61-519	72-563			
Average Per Game	51.9	56.3			
PUNTS-Yards	36-1347	47-1557			
Average Per Punt	37.4	33.1			
Net punt average	31.9	24.6			
TIME OF POSSESSION/Game	28:17	31:43			
3RD-DOWN Conversions	57/138	65/149			
3rd-Down Pct	41%	44%			
4TH-DOWN Conversions	17/29	9/19			
4th-Down Pct	59%	47%			
SACKS BY-Yards	16-105	11-80			
TOUCHDOWNS SCORED	47	46			
FIELD GOALS-ATTEMPTS	8-11	9-13			
ON-SIDE KICKS	1-5	0-2			
RED-ZONE SCORES	33-40 82%	40-47 85%			
RED-ZONE TOUCHDOWNS	29-40 73%	32-47 68%			
PAT-ATTEMPTS	45-46 98%	39-45 87%			
ATTENDANCE	5/45323	5/58711			
SCORE BY QUARTERS	1ST	2ND	3RD	4TH	TOTAL
KANSAS STATE	93	93	83	84	353
OPPONENTS	83	120	70	71	344

RUSHING

PLAYER	GP	ATT.	GAIN	LOSS	NET	AVG.	TD	LONG	YPG
Freeman, Josh	10	90	449	80	369	4.1	14	29	36.9
Dold, Logan	8	67	300	3	297	4.4	3	19	37.1
Brown, Lamark	7	88	326	37	289	3.3	4	28	41.3
Valentine, K.	8	34	140	11	129	3.8	1	16	16.1
Banks, Brandon	10	3	98	0	98	32.7	1	93	9.8
Woods, Justin	3	19	68	5	63	3.3	1	19	21.0
Coffman, Carson	5	13	63	8	55	4.2	0	25	11.0
Murphy, Deon	10	6	58	6	52	8.7	0	44	5.2
Snipes, Attrail	5	1	27	0	27	27.0	0	27	5.4
Hartman, Tysyn	10	3	13	0	13	4.3	0	8	1.3
Purvis, Tony	5	1	3	0	3	3.0	0	3	0.6
Bell, Dee	1	5	0	3	-3	-0.6	0	0	-3.0
TEAM	7	9	0	33	-33	-3.7	0	0	-4.7
TOTAL.....	10	339	1545	186	1359	4.0	24	93	135.9
OPPONENTS.....	10	413	2361	253	2108	5.1	24	69	210.8

PASSING

PLAYER	G	EFFIC.	CMP-ATT-INT	PCT.	YARDS	TD	LONG	AVG/G
Freeman, Josh	10	134.09	200-334-8	59.9	2552	15	77	255.2
Coffman, Carson	5	111.43	20-33-2	60.6	208	1	29	41.6
Dold, Logan	8	497.20	1-1-0	100.0	8	1	8	1.0
TOTAL.....	10	133.05	221-368-10	60.1	2768	17	77	276.8
OPPONENTS.....	10	133.62	209-349-7	59.9	2405	21	55	240.5

RECEIVING

PLAYER	G	NO	YDS	AVG	TD	LONG	AVG/G
Banks, Brandon	10	57	917	16.1	8	77	91.7
Mastrud, Jeron	10	36	412	11.4	2	52	41.2
Quarles, Aubrey	10	34	407	12.0	1	36	40.7
Murphy, Deon	10	30	424	14.1	4	70	42.4
Brown, Lamark	7	22	169	7.7	1	18	24.1
Pierce, Ernie	10	20	289	14.4	1	61	28.9
Dold, Logan	8	7	50	7.1	0	12	6.2
Alstatt, Brett	9	6	41	6.8	0	9	4.6
Wykes, Matt	8	3	24	8.0	0	14	3.0
Valentine, K.	8	3	14	4.7	0	8	1.8
Seiwert, Darrin	4	1	11	11.0	0	11	2.8
Bell, Dee	1	1	6	6.0	0	6	6.0
Woods, Justin	3	1	4	4.0	0	4	1.3
TOTAL.....	10	221	2768	12.5	17	77	276.8
OPPONENTS.....	10	209	2405	11.5	21	55	240.5

TOTAL OFFENSE

PLAYER	G	PLAYS	RUSH	PASS	TOTAL	AVG/G
Freeman, Josh	10	424	369	2552	2921	292.1
Dold, Logan	8	68	297	8	305	38.1
Brown, Lamark	7	88	289	0	289	41.3
Coffman, Carson	5	46	55	208	263	52.6
Valentine, K.	8	34	129	0	129	16.1
Banks, Brandon	10	3	98	0	98	9.8
Woods, Justin	3	19	63	0	63	21.0
Murphy, Deon	10	6	52	0	52	5.2
Snipes, Attrail	5	1	27	0	27	5.4
Hartman, Tysyn	10	3	13	0	13	1.3
Purvis, Tony	5	1	3	0	3	0.6
TEAM	7	9	-33	0	-33	-4.7
TOTAL.....	10	707	1359	2768	4127	412.7
OPPONENTS.....	10	762	2108	2405	4513	451.3

2008 STATISTICS

OVERALL: 4-6 (HOME: 3-2, ROAD: 1-4, NEUTRAL: 0-0) | BIG 12 CONFERENCE: 1-5 (HOME: 0-2, ROAD: 1-3)

SCORING

PLAYER	TD	FGS	-----PATs-----						SAF	PTS
			KICK	RUSH	RCV	PASS	DXP			
Freeman, Josh	14	0-0	0-0	1-1	0	0-0	0	0	86	
Rossman, Brooks	0	8-11	45-46	0-0	0	0-0	0	0	69	
Banks, Brandon	9	0-0	0-0	0-0	0	0-0	0	0	54	
Murphy, Deon	5	0-0	0-0	0-0	0	0-0	0	0	30	
Brown, Lamark	5	0-0	0-0	0-0	0	0-0	0	0	30	
Pierce, Ernie	3	0-0	0-0	0-0	0	0-0	0	0	18	
Dold, Logan	3	0-0	0-0	0-0	0	0-0	0	0	18	
Herndon, Court.	2	0-0	0-0	0-0	0	0-0	0	0	12	
Mastrud, Jeron	2	0-0	0-0	0-0	0	0-0	0	0	12	
Woods, Justin	1	0-0	0-0	0-0	0	0-0	0	0	6	
Quarles, Aubrey	1	0-0	0-0	0-0	0	0-0	0	0	6	
Valentine, K.	1	0-0	0-0	0-0	0	0-0	0	0	6	
Carney, Chris	1	0-0	0-0	0-0	0	0-0	0	0	6	
TOTAL.....	47	8-11	45-46	1-1	0	0-0	0	0	353	
OPPONENTS.....	46	9-13	39-45	0-0	1	1-1	0	0	344	

PUNT RETURNS

PLAYER	NO	YDS	AVG	TD	LONG
Murphy, Deon	24	237	9.9	1	86
Banks, Brandon	5	58	11.6	0	34
Herndon, Court.	2	40	20.0	1	10
Walker, Reggie	1	5	5.0	0	0
Stryker, Adrian	1	14	14.0	0	0
Carney, Chris	0	10	0.0	1	10
Pierce, Ernie	0	18	0.0	2	18
TOTAL.....	33	382	11.6	5	86
OPPONENTS.....	18	157	8.7	1	68

KICKOFF RETURNS

PLAYER	NO	YDS	AVG	TD	LONG
Quarles, Aubrey	24	519	21.6	0	50
Banks, Brandon	12	281	23.4	0	33
Murphy, Deon	10	274	27.4	0	75
Valentine, K.	2	33	16.5	0	18
Sekona, Hansen	1	16	16.0	0	16
TOTAL.....	50	1132	22.6	0	75
OPPONENTS.....	35	629	18.0	0	37

INTERCEPTIONS

PLAYER	NO	YDS	AVG	TD	LONG
Moore, Joshua	2	3	1.5	0	2
Cheatham, Ray	1	0	0.0	0	0
Balkcom, Brandon	1	6	6.0	0	6
Irvin, Blair	1	0	0.0	0	0
Wilson, Cedric	1	0	0.0	0	0
Herndon, Court.	1	26	26.0	0	26
TOTAL.....	7	35	5.0	0	26
OPPONENTS.....	10	98	9.8	0	28

FUMBLE RETURNS

PLAYER	NO	YDS	AVG	TD	LONG
Pomele, Ulla	1	10	10.0	0	10
Herndon, Court.	1	43	43.0	1	43
Moore, Joshua	1	-2	-2.0	0	0
Walker, Reggie	1	3	3.0	0	3
TOTAL.....	4	54	13.5	1	43
OPPONENTS.....	3	20	6.7	0	11

ALL-PURPOSE YARDAGE

PLAYER	G	RUSH	REC	PR	KOR	IR	TOT	AVG/G
Banks, Brandon	10	98	917	58	281	0	1354	135.4
Murphy, Deon	10	52	424	237	274	0	987	98.7
Quarles, Aubrey	10	0	407	0	519	0	926	92.6
Brown, Lamark	7	289	169	0	0	0	458	65.4
Mastrud, Jeron	10	0	412	0	9	0	421	42.1
Freeman, Josh	10	369	0	0	0	0	369	36.9
Dold, Logan	8	297	50	0	0	0	347	43.4
Pierce, Ernie	10	0	289	18	0	0	307	30.7
Valentine, K.	8	129	14	0	33	0	176	22.0
Woods, Justin	3	63	4	0	0	0	67	22.3
Herndon, Court.	10	0	0	40	0	26	66	6.6
Coffman, Carson	5	55	0	0	0	0	55	11.0
Alstatt, Brett	9	0	41	0	0	0	41	4.6
Snipes, Attrail	5	27	0	0	0	0	27	5.4
Wykes, Matt	8	0	24	0	0	0	24	3.0
Sekona, Hansen	10	0	0	0	16	0	16	1.6
Stryker, Adrian	5	0	0	14	0	0	14	2.8
Hartman, Tysyn	10	13	0	0	0	0	13	1.3
Seiwert, Darrin	4	0	11	0	0	0	11	2.8
Carney, Chris	10	0	0	10	0	0	10	1.0
Balkcom, Brandon	9	0	0	0	0	6	6	0.7
Walker, Reggie	10	0	0	5	0	0	5	0.5
Purvis, Tony	5	3	0	0	0	0	3	0.6
Moore, Joshua	10	0	0	0	0	3	3	0.3
TOTAL.....	10	1359	2768	382	1132	35	5676	567.6
OPPONENTS.....	10	2108	2405	157	629	98	5397	539.7

PUNTING

PLAYER	NO	YDS	AVG	LONG	TB	FC	I20	BLKD
Fullhage, D.J.	26	986	37.9	55	2	7	4	1
Pierson, George	9	361	40.1	51	0	3	2	0
TEAM	1	0	0.0	0	0	0	0	0
TOTAL.....	36	1347	37.4	55	2	10	6	1
OPPONENTS.....	47	1557	33.1	58	1	4	10	4

FIELD GOALS

PLAYER	FGM-FGA	PCT	01-19	20-29	30-39	40-49	50+	LG	BLK
Rossman, Brooks	8-11	72.7	0-0	3-3	1-1	3-6	1-1	53	0

FIELD GOAL SEQUENCE

GAME	KANSAS STATE	OPPONENTS
North Texas	(28)	-
Montana State	(25),(45)	(41)
Louisville	-	31,(36)
Louisiana	(26)	(22)
Texas Tech	-	(31)
Texas A&M	(49)	(26)
Colorado	(37), (53), 47, 42	48, 47
Oklahoma	49	(21)
Kansas	-	(33), 43
Missouri	(43)	(32), (24)

KICKOFFS

PLAYER	NO	YDS	AVG	TB	OB	RETN	NET	YDLN
ROSSMAN, BROOKS	57	3761	66.0	20	0			
CHERRY, JOSH	2	102	51.0	0	0			
TOTAL.....	59	3863	65.5	20	0	629	48.0	21
OPPONENTS.....	63	4005	63.6	9	1	1132	42.7	27

2008 STATISTICS

OVERALL: 4-6 (HOME: 3-2, ROAD: 1-4, NEUTRAL: 0-0) | BIG 12 CONFERENCE: 1-5 (HOME: 0-2, ROAD: 1-3)

DEFENSIVE STATISTICS

PLAYER	GP	SOLO	AST	TOTAL	TFL/YDS	SACKS	INT-YDS	PBU	QBH	FR	FF	BLK	SAF4
Moore, Joshua	10	42	18	60	2.5-6	.	2-3	10	.	1--2	.	.	.
Herndon, Court.	10	32	21	53	4.5-17	1.5-13	1-26	4	.	1-43	.	2	.
Pomele, Ulla	10	33	19	52	6.5-8	1.0-1	.	1	.	2-10	2	.	.
Carney, Chris	10	34	15	49	1.5-3	.	.	5
Hrebec, Alex	10	21	27	48	2.5-29	1.0-22	.	2	.	.	1	.	.
Childs, Eric	10	20	22	42	4.0-9	1.5-4	.	2	1
Walker, Reggie	10	26	16	42	4.0-10	1.0-6	.	1	.	1-3	.	1	.
Harold, Brandon	10	23	18	41	10.5-41	3.0-21	.	1	1	.	2	.	.
Cheatham, Ray	10	24	14	38	.	.	1-0	1
Campbell, Ian	10	20	17	37	8.0-34	4.5-25	.	1	2	.	.	2	.
Hartman, Tysyn	10	24	12	36
Irvin, Blair	9	19	12	31	1.5-7	.	1-0	2
Houlik, John	6	12	9	21	.	.	.	2	.	.	1	.	.
Hall, Olu	10	10	11	21	3.0-9	1.0-1	.	2
Sekona, Hansen	10	12	7	19	3.0-10
Balkcom, Brandon	9	10	8	18	1.0-1	.	1-6	1
Moore, Antwon	5	10	4	14	1.0-3	1	.	.
Calvin, Daniel	10	8	5	13
McClellan, Billy	9	6	6	12	0.5-1	.	.	1
Chandler, Gary	4	6	5	11
Erker, Andrew	10	7	2	9
Wilson, Cedric	8	6	2	8	.	.	1-0	1
Rohleder, Kevin	5	4	3	7
Guidry, Raphael	7	2	5	7
Johnson, Otis	7	5	2	7	.	.	.	1	.	.	1	.	.
Faustin, Vlad	10	3	4	7	1.5-9	1.0-8	.	1	.	.	.	1	.
Felder, Antonio	10	2	4	6	0.5-1	.	.	1
Alexander, Heath	8	4	1	5
Stryker, Adrian	5	1	3	4	1	.
Harrell, Rashad	8	3	1	4
Alstatt, Brett	9	1	2	3
Pierce, Ernie	10	2	1	3
Crews, Gabriel	3	2	1	3	0.5-4	0.5-4
Tigner, Dahnaz	8	.	2	2	0.5-0
Stewart, Xzavier	2	.	2	2
Adams, Corey	10	1	1	2
Reed, Jack	8	1	1	2	1.0-1
Banks, Brandon	10	2	.	2
Snipes, Attrail	5	1	.	1
Unruh, Brock	10	1	.	1
Wykes, Matt	8	.	1	1
Cuba, Jayson	3	1	.	1
Kirk, Payton	5	1	.	1	1	.
Yemm, Pete	7	.	1	1
Bamberger, Chris	9	.	1	1
Kendall, Zach	8	1	.	1
Prince, Edward	7	1	.	1
Brown, Lamark	7	1	.	1
Mastrud, Jeron	10	1	.	1
Draper, Brent	2	1	.	1
Dold, Logan	8	.	1	1
TOTAL.....	10	447	307	754	58-203	16-105	7-35	40	4	5-54	8	8	.
OPPONENTS.....	10	405	333	738	39.0-160	11-80	10-98	46	5	13-20	12	1	.

2008 STATISTICS

OVERALL: 4-6 (HOME: 3-2, ROAD: 1-4, NEUTRAL: 0-0) | BIG 12 CONFERENCE: 1-5 (HOME: 0-2, ROAD: 1-3)

GAME-BY-GAME TACKLES (UT-AT)

PLAYER	UT-AT-TT	NT	MSU	UL	ULL	TT	TAM	CU	OU	KU	MU	NU	ISU
Moore, Joshua	42-18-60	4-2	0-1	5-2	3-2	6-1	7-2	9-4	1-0	3-0	4-4		
Herndon, Courtney	32-21-53	3-1	2-2	2-2	3-7	4-1	4-1	2-4	5-1	3-1	4-1		
Pomele, Ulla	33-19-52	2-2	6-1	7-2	2-3	0-3	4-2	9-3	1-3	2-0	0-0		
Carney, Chris	34-15-49	3-1	4-1	9-2	2-1	1-1	3-1	3-2	6-3	1-1	2-2		
Hrebec, Alex	21-27-48	0-0	0-1	0-0	2-3	3-1	4-2	2-4	3-4	6-3	1-9		
Walker, Reggie	26-16-42	0-0	2-1	2-2	0-1	6-4	0-0	5-1	4-0	1-3	6-4		
Childs, Eric	20-22-42	3-1	1-1	1-0	3-0	2-4	2-1	2-3	1-3	1-1	4-8		
Harold, Brandon	23-18-41	0-3	4-2	3-2	4-3	0-4	2-0	5-1	1-1	2-2	2-0		
Cheatam, Ray	24-14-38	1-2	1-2	3-1	2-1	4-2	4-1	1-2	2-0	1-2	5-1		
Campbell, Ian	20-17-37	1-0	1-0	1-0	5-6	0-0	3-0	1-4	3-2	4-3	1-2		
Hartman, Tyson	24-12-36	0-0	0-0	0-0	1-2	6-2	7-1	4-1	1-2	2-4	3-0		
Irvin, Blair	19-12-31	5-1	1-0	1-0	4-1	0-1	2-0	2-2	3-1	0-0	1-6		
Hall, Olu	10-11-21	1-1	1-3	1-2	0-1	3-3	1-0	2-1	0-0	1-0	0-0		
Houlik, John	12-9-21	0-0	0-0	0-0	0-0	5-2	2-1	2-3	2-0	1-1	0-2		
Sekona, Hansen	12-7-19	0-0	0-0	2-7	2-3	0-0	1-0	0-2	2-0	0-0	0-0		
Balkcom, Brandon	9-8-17	1-0	0-1	2-0	1-4	1-0	1-0	1-3	0-0	2-0	0-0		
Moore, Antwon	10-4-14	2-2	1-1	3-1	1-0	0-0	0-0	0-0	0-0	3-0	0-0		
Calvin, Daniel	8-5-13	0-0	1-1	2-0	1-2	0-0	2-0	0-0	2-0	0-1	0-1		
McClellan, Billy	6-6-12	0-1	2-0	0-0	1-0	2-1	0-0	0-0	0-0	1-2	0-2		
Erker, Andrew	7-2-9	0-1	5-0	1-0	0-0	0-0	1-0	0-0	0-1	0-0	0-0		
Rohleder, Kevin	4-3-7	1-0	0-1	0-0	2-1	1-1	0-0	0-0	0-0	0-0	0-0		
Guidry, Raphael	3-4-7	0-2	1-0	0-0	0-0	0-0	0-0	1-0	0-0	1-2	0-0		
Faustin, Vlad	3-4-7	1-1	0-0	1-0	0-2	0-0	0-0	0-0	0-0	1-0	0-1		
Johnson, Otis	4-2-6	0-1	1-1	1-0	1-0	1-0	0-0	0-0	0-0	0-0	0-0		
Felder, Antonio	2-4-6	0-2	0-0	0-1	0-0	0-0	0-0	0-0	0-1	0-0	2-0		
Harrell, Rashad	3-1-4	0-0	0-0	0-0	0-0	3-0	0-1	0-0	0-0	0-0	0-0		

GAME-BY-GAME TACKLES FOR LOSS (TFL-YDS)

PLAYER	TFL-YDS	NT	MSU	UL	ULL	TT	TAM	CU	OU	KU	MU	NU	ISU
Harold, Brandon	10.5-41	0.5-1	3.0-7	2.0-9	3.0-17	0.0-0	0.0-0	2.0-7	0.0-0	0.0-0	0.0-0		
Campbell, Ian	8.0-34	1.0-7	0.0-0	0.0-0	1.5-7	0.0-0	1.0-3	0.0-0	1.0-2	2.5-11	1.0-4		
Pomele, Ulla	6.5-8	0.0-0	1.0-3	1.0-1	0.0-0	0.0-0	2.0-2	1.5-2	1.0-0	0.0-0	0.0-0		
Herndon, Courtney	4.5-17	1.0-7	1.0-1	0.0-0	0.5-6	0.0-0	1.0-1	1.0-2	0.0-0	0.0-0	0.0-0		
Childs, Eric	4.0-9	0.0-0	0.0-0	0.0-0	0.0-0	0.0-0	1.5-4	0.5-1	1.0-2	0.0-0	1.0-2		
Reggie Walker	4.0-10	0.0-0	0.0-0	0.5-1	0.0-0	0.0-0	0.0-0	2.0-7	0.0-0	0.0-0	1.5-2		
Sekona, Hanson	3.0-10	0.0-0	0.0-0	2.0-6	1.0-4	0.0-0	0.0-0	0.0-0	0.0-0	0.0-0	0.0-0		
Hall, Olu	3.0-9	0.0-0	0.0-0	0.0-0	0.0-0	1.0-1	0.0-0	2.0-8	0.0-0	0.0-0	0.0-0		
Hrebec, Alex	2.5-29	0.0-0	0.0-0	0.0-0	0.0-0	0.0-0	1.0-7	0.0-0	0.0-0	0.0-0	1.5-22		
Moore, Josh	2.5-6	0.0-0	0.0-0	0.0-0	0.0-0	0.0-0	0.0-0	0.0-0	0.0-0	1.0-2	1.5-4		
Faustin, Vlad	1.0-8	0.0-0	0.0-0	1.0-8	0.0-0	0.0-0	0.0-0	0.0-0	0.0-0	0.0-0	0.0-0		
Irvin, Blair	1.5-7	0.0-0	0.0-0	0.0-0	0.0-0	0.0-0	1.5-7	0.0-0	0.0-0	0.0-0	0.5-2		
Moore, Antwon	1.0-3	1.0-3	0.0-0	0.0-0	0.0-0	0.0-0	0.0-0	0.0-0	0.0-0	0.0-0	0.0-0		
Carney, Chris	1.0-2	0.0-0	1.0-2	0.0-0	0.0-0	0.0-0	0.0-0	0.0-0	0.0-0	0.0-0	0.0-0		
Balkcom, Brandon	1.0-1	0.0-0	0.0-0	0.0-0	0.0-0	0.0-0	0.0-0	1.0-1	0.0-0	0.0-0	0.0-0		
Crews, Gabriel	0.5-4	0.0-0	0.0-0	0.0-0	0.0-0	0.0-0	0.5-4	0.0-0	0.0-0	0.0-0	0.0-0		
Felder, Antonio	0.5-1	0.0-0	0.0-0	0.5-1	0.0-0	0.0-0	0.0-0	0.0-0	0.0-0	0.0-0	0.0-0		

GAME-BY-GAME SACKS (SACKS-YDS)

PLAYER	SKS-YDS	NT	MSU	UL	ULL	TT	TAM	CU	OU	KU	MU	NU	ISU
Campbell, Ian	4.5-25	1.0-7	0.0-0	0.0-0	1.5-7	0.0-0	1.0-3	0.0-0	0.0-0	1.0-8	0.0-0		
Harold, Brandon	3.0-21	0.0-0	0.0-0	1.0-7	2.0-14	0.0-0	0.0-0	0.0-0	0.0-0	0.0-0	0.0-0		
Herndon, Courtney	1.5-13	1.0-7	0.0-0	0.0-0	0.5-6	0.0-0	0.0-0	0.0-0	0.0-0	0.0-0	0.0-0		
Childs, Eric	1.5-4	0.0-0	0.0-0	0.0-0	0.0-0	0.0-0	1.5-4	0.0-0	0.0-0	0.0-0	0.0-0		
Faustin, Vlad	1.0-8	0.0-0	0.0-0	1.0-8	0.0-0	0.0-0	0.0-0	0.0-0	0.0-0	0.0-0	0.0-0		
Walker, Reggie	1.0-6	0.0-0	0.0-0	0.0-0	0.0-0	0.0-0	0.0-0	1.0-8	0.0-0	0.0-0	0.0-0		
Olu, Hall	1.0-1	0.0-0	0.0-0	0.0-0	0.0-0	0.0-0	0.0-0	1.0-1	0.0-0	0.0-0	0.0-0		
Pomele, Ulla	1.0-1	0.0-0	0.0-0	0.0-0	0.0-0	0.0-0	1.0-1	0.0-0	0.0-0	0.0-0	0.0-0		
Hrebec, Alex	1.0-22	0.0-0	0.0-0	0.0-0	0.0-0	0.0-0	0.0-0	0.0-0	0.0-0	0.0-0	1.0-22		
Crews, Gabe	0.5-4	0.0-0	0.0-0	0.0-0	0.0-0	0.0-0	0.5-4	0.0-0	0.0-0	0.0-0	0.0-0		

2008 STATISTICS

OVERALL: 4-6 (HOME: 3-2, ROAD: 1-4, NEUTRAL: 0-0) | BIG 12 CONFERENCE: 1-5 (HOME: 0-2, ROAD: 1-3)

GAME-BY-GAME PASSING

JOSH FREEMAN	Att	Comp	Int	Pct	Yards	TD	Long	Sack	Yds	Effic.
North Texas	24	18	0	75.0	232	3	43	0	0	197.45
Montana State	21	16	0	76.2	288	2	70	0	0	222.82
at Louisville	42	22	2	50.0	313	3	59	0	0	129.03
Louisiana-Lafayette	28	21	0	75.0	272	3	53	0	0	191.96
Texas Tech	28	13	0	46.4	170	1	33	1	5	109.21
at Texas A&M	26	21	0	80.7	234	0	32	2	11	156.37
at Colorado	41	20	0	48.7	237	0	30	1	10	97.34
Oklahoma	51	29	3	56.8	478	3	77	2	14	143.24
at Kansas	37	22	3	59.5	207	0	25	3	16	90.24
at Missouri	36	18	0	50.0	121	0	25	1	17	79.23
Nebraska										
Iowa State										
TOTALS	334	200	8	59.8	2552	15	77	10	73	134.09

CARSON COFFMAN	Att	Comp	Int	Pct	Yards	TD	Long	Sack	Yds	Effic.
North Texas	18	9	1	50.0	74	0	19	0	0	73.42
Montana State	2	1	0	50.0	16	0	16	0	0	117.20
at Louisville	-	-	-	-	-	-	-	-	-	-
Louisiana-Lafayette	-	-	-	-	-	-	-	-	-	-
Texas Tech	3	2	0	66.6	13	0	7	0	0	103.07
at Texas A&M	-	-	-	-	-	-	-	-	-	-
at Colorado	-	-	-	-	-	-	-	-	-	-
Oklahoma	-	-	-	-	-	-	-	-	-	-
at Kansas	4	4	0	100.0	57	0	21	0	0	219.70
at Missouri	6	4	1	66.6	48	1	29	0	0	155.53
Nebraska										
Iowa State										
TOTALS	33	20	2	60.6	64	1	29	0	0	111.43

GAME-BY-GAME RUSHING (NO-YDS/TDs)

PLAYER	NO-YDS/TD	NT	MSU	UL	ULL	TT	TAM	CU	OU	KU	MU	NU	ISU
Freeman, Josh	90-369/13	5-23/2	5-35/2	3-18/0	9-37/2	7-13/2	18-95/4	7-47/1	13-23/0	9-27/0	14-56/1		
Dold, Logan	67-297/3	9-53/0	5-10/1	0-0/0	4-19/0	1-5/0	21-115/1	13-42/0	13-46/1	0-0/0	1-2/0		
Brown, Lamark	88-289/4	0-0/0	1--12/0	0-0/0	29-137/1	25-64/0	0-0/0	0-0/0	0-0/0	21-68/3	12-32/0		
Valentine, K.	34-129/1	13-65/1	12-39/0	6-14/0	0-0/0	0-0/0	3-11/0	0-0/0	0-0/0	0-0/0	0-0/0		
Woods, Justin	19-63/1	3-6/0	15-57/1	1-0/0	0-0/0	0-0/0	0-0/0	0-0/0	0-0/0	0-0/0	0-0/0		
Coffman, Carson	13-55/0	5-20/0	3-3/0	0-0/0	0-0/0	2-25/0	0-0/0	0-0/0	0-0/0	1-8/0	2-15/0		
Murphy, Deon	6-52/0	0-0/0	1-44/0	0-0/0	0-0/0	1-6/0	2-0/0	0-0/0	1--2/0	1-4/0	0-0/0		
Bell, Dee	5--3/0	0-0/0	0-0/0	0-0/0	0-0/0	0-0/0	0-0/0	0-0/0	0-0/0	0-0/0	0-0/0		
Hartman, Tysyn	3-13/0	0-0/0	1-1/0	1-8/0	1-4/0	0-0/0	0-0/0	0-0/0	0-0/0	0-0/0	0-0/0		
Banks, Brandon	2-95/1	0-0/0	0-0/0	0-0/0	0-0/0	0-0/0	0-0/0	0-0/0	0-0/0	0-0/0	2-95/1		
Snipes, Attrail	1-27/0	0-0/0	0-0/0	0-0/0	0-0/0	0-0/0	0-0/0	1-27/0	0-0/0	0-0/0	0-0/0		

GAME-BY-GAME RECEIVING (NO-YDS/TDs)

PLAYER	NO-YDS/TD	NT	MSU	UL	ULL	TT	TAM	CU	OU	KU	MU	NU	ISU
Banks, Brandon	57-917/8	3-88/1	6-95/1	7-153/2	6-127/1	3-51/0	4-59/0	5-95/0	5-145/1	9-70/0	9-34/1		
Mastrud, Jeron	36-412/1	5-37/0	2-22/0	5-67/0	2-32/0	2-25/0	5-43/0	5-42/0	2-36/1	5-74/0	3-34/0		
Quarles, Aubrey	34-407/1	6-57/0	2-52/1	3-28/0	6-62/0	2-21/0	9-102/0	2-11/0	0-0/0	3-45/0	1-29/0		
Murphy, Deon	30-424/4	0-0/0	1-70/0	4-55/0	2-15/2	4-42/0	1-15/0	4-47/0	7-94/2	3-45/0	4-41/0		
Brown, Lamark	22-169/1	4-45/1	3-37/0	0-0/0	5-36/0	3-11/0	0-0/0	0-0/0	0-0/0	3-17/0	4-23/0		
Pierce, Ernie	20-289/1	2-30/1	2-21/0	0-0/0	0-0/0	1-33/1	0-0/0	1-17/0	11-176/0	2-4/0	1-8/0		
Dold, Logan	7-50/0	1-4/0	0-0/0	0-0/0	0-0/0	0-0/0	1-7/0	1-10/0	4-29/0	0-0/0	0-0/0		
Alstatt, Brett	6-41/0	2-10/0	1-7/0	0-0/0	0-0/0	0-0/0	0-0/0	2-15/0	0-0/0	1-9/0	0-0/0		
Wykes, Matt	3-24/0	3-24/0	0-0/0	0-0/0	0-0/0	0-0/0	0-0/0	0-0/0	0-0/0	0-0/0	0-0/0		
Valentine, K.	3-14/0	0-0/0	0-0/0	2-6/0	0-0/0	0-0/0	1-8/0	0-0/0	0-0/0	0-0/0	0-0/0		

2008 STATISTICS

OVERALL: 4-6 (HOME: 3-2, ROAD: 1-4, NEUTRAL: 0-0) | BIG 12 CONFERENCE: 1-5 (HOME: 0-2, ROAD: 1-3)

GAME-BY-GAME SUMMARIES

GAME	Final Score	Score By Quarter				First Downs				Rushing			Passing			Total Offense		Punting	Fumbles	Penalty	Third Downs	Total ToP
		1	2	3	4	Ru	Pa	Pn	Tot	Att	Yds	TD	A-C-I	Yds	TD	Att	Yds	No-Avg	No-Lost	No-Yds	Downs	Downs
N. Texas	6	0	0	6	0	6	6	0	12	26	105	0	29-16-0	100	1	55	205	11-40.3	1-0	6-29	2-13	26:06
K-State	45	14	14	14	3	10	16	0	26	36	165	3	42-27-1	306	3	78	471	3-42.7	2-1	4-30	9-15	33:54
MSU	10	7	0	0	3	6	6	3	15	36	83	0	35-17-2	108	1	71	191	6-22.5	4-2	11-97	4-16	31:05
K-State	69	31	14	10	14	8	11	4	23	43	177	4	23-17-0	304	2	66	481	0-0.0	2-0	9-93	6-12	28:55
K-State	29	7	0	7	15	2	10	2	14	12	30	0	42-22-2	313	3	54	343	5-39.8	2-1	7-55	5-13	18:34
Louisville	38	0	14	14	10	12	17	2	31	55	303	3	33-22-0	274	2	88	577	5-35.6	2-0	5-43	8-16	41:26
Louisiana	37	3	7	20	7	17	10	0	21	51	335	4	29-16-0	174	1	80	509	4-36.5	1-0	10-86	9-16	31:36
K-State	45	7	21	14	3	10	15	5	30	45	198	3	28-21-0	272	3	73	470	2-37.0	1-1	5-29	6-11	28:24
Tx. Tech	58	14	24	7	13	9	23	1	33	30	136	2	60-42-1	490	6	90	626	1-00.0	0-0	6-38	10-17	35:06
K-State	28	7	7	7	7	6	12	0	18	36	113	2	31-15-0	183	1	67	296	4-33.8	2-2	2-10	2-12	24:54
K-State	44	7	20	3	14	13	15	2	30	47	215	5	26-21-0	234	0	73	449	1-42.0	2-1	2-25	9-12	32:15
Tx. A&M	30	3	7	6	14	7	17	1	25	33	125	2	41-29-0	419	2	74	544	2-29.0	1-1	9-65	8-15	27:45
K-State	13	6	0	7	0	8	7	0	15	23	112	1	41-20-0	237	0	64	349	5-36.6	2-2	9-84	3-15	23:39
Colorado	14	0	14	0	0	14	8	2	24	57	247	1	25-13-1	106	1	82	353	6-37.5	2-1	6-54	7-17	36:21
Oklahoma	58	28	27	0	3	13	9	1	23	45	273	4	23-13-0	255	3	77	528	7-27.0	1-1	8-51	4-14	26:48
K-State	35	14	14	7	0	4	19	0	23	32	64	1	52-30-3	486	4	84	550	4-40.2	3-2	4-26	5-16	33:12
K-State	21	0	0	7	14	6	12	1	19	32	91	3	41-26-3	264	0	73	355	3-41.7	3-2	9-98	7-15	31:47
Kansas	52	21	10	14	7	14	8	4	26	41	280	6	25-15-1	189	7	66	469	1-32.0	1-0	4-40	8-12	28:13
K-State	24	0	3	7	14	9	5	3	17	33	194	2	42-22-1	169	1	75	363	9-33.3	1-1	10-77	5-17	27:15
Missouri	41	7	17	3	14	10	15	2	27	39	221	2	40-26-2	290	3	79	511	4-37.8	0-0	7-60	5-13	32:45
Nebraska																						
K-State																						
Iowa State																						
K-State																						

AVERAGE STARTING FIELD POSITION

	Total Drives	Total Yd. Line	Average Field Pos.	Started in Opp.	Total Scores	TD	FG	MFG	Punts	Downs	To	Clock	Total Points
Total	132	4104	KS 31	16	52	43	9	3	33	11	23	10	332
Opponents	133	4424	Own 33	20	55	46	8	4	47	10	12	8	344

GAME-BY-GAME OFFENSIVE STARTERS

OPPONENT	WR	LT	LG	C	RG	RT	TE	QB	WR	TB	WR
North Texas	Brown	Prince	Unruh	Bedore	Spexarth	Stringer	Mastrud	Freeman	Pierce	Valentine	Alstatt (te)
Montana State	Murphy	Alesana	Unruh	Bedore	Spexarth	Stringer	Mastrud	Freeman	Pierce	Valentine	Alstatt (te)
at Louisville	Murphy	Alesana	Unruh	Bedore	Spexarth	Stringer	Mastrud	Freeman	Banks	Valentine	Quarles
Louisiana	Murphy	Alesana	Kendall	Bedore	Spexarth	Stringer	Mastrud	Freeman	Quarles	Brown	Alstatt (te)
Texas Tech	Murphy	Prince	Kendall	Bedore	Spexarth	Stringer	Mastrud	Freeman	Banks	Brown	Pierce
at Texas A&M	Murphy	Prince	Unruh	Kendall	Benoit	Stringer	Mastrud	Freeman	Banks	Dold	Quarles
at Colorado	Murphy	Prince	Unruh	Kendall	Benoit	Stringer	Mastrud	Freeman	Banks	Dold	Quarles
Oklahoma	Murphy	Prince	Unruh	Kendall	Benoit	Stringer	Mastrud	Freeman	Banks	Dold	Pierce
at Kansas	Murphy	Unruh	Freeze	Bedore	Liu	Stringer	Mastrud	Freeman	Pierce	Brown	Alstatt (te)
at Missouri	Murphy	Alesana	Freeze	Bedore	Liu	Stringer	Mastrud	Freeman	Banks	Brown	Pierce
Nebraska											
Iowa State											

GAME-BY-GAME DEFENSIVE STARTERS

OPPONENT	RE	NT	LE	OLB	ILB	ILB	OLB	CB	SS	FS	CB
North Texas	Childs	Balkcom	Campbell	Hall	Walker	Irvin (cb)	Moore, A.	Cheatham	Chandler	Carney	Moore, J.
Montana State	Childs	Balkcom	Campbell	Hall	Walker	Pomele	Moore, A.	Cheatham	Chandler	Carney	Moore, J.
at Louisville	Campbell	Balkcom	Harold	Walker	Sekona	Pomele	Moore, A.	Cheatham	Herndon	Carney	Moore, J.
Louisiana	Childs	Calvin	Campbell	Harold (dt)	Sekona	Pomele	Irvin (cb)	Cheatham	Herndon	Carney	Moore, J.
Texas Tech	Childs	Harold	Campbell	Hall	Houlik	Walker	Irvin (cb)	Harrell	Herndon	Hartman	Moore, J.
at Texas A&M	Childs	Calvin	Campbell	Harold (dt)	Sekona	Pomele	Hall	Irvin	Herndon	Hartman	Moore, J.
at Colorado	Childs	Calvin	Campbell	Harold (dt)	Hrebec	Pomele	Hall	Irvin	Herndon	Hartman	Moore, J.
Oklahoma	Childs	Calvin	Campbell	Harold (dt)	Hrebec	Pomele	Hall	Irvin	Herndon	Hartman	Moore, J.
at Kansas	Childs	Faustin	Campbell	Harold (dt)	Hrebec	Walker	McClellan (cb)	Cheatham	Herndon	Hartman	Moore, J.
at Missouri	Childs	Balkcom	Campbell	Harold (dt)	Hrebec	Walker	Irvin (cb)	Cheatham	Herndon	Hartman	Moore, J.
Nebraska											
Iowa State											

SCORING DRIVES - KANSAS STATE

OPPONENT	No. of Plays	Total Yards	Drive Time	Type of Score	Score Time/Qtr	Drive Start	Scoring Play
North Texas	1	4	0:05	TD	1st/13:03	NT 4	Valentine, K. 4 yd run
North Texas	13	80	6:07	TD	1st/2:11	KS 20	Freeman 1 yd run
North Texas	7	71	2:54	TD	2nd/9:38	KS 29	Banks 30 yd rec
North Texas	11	73	5:42	TD	2nd/2:03	KS 27	Brown 6 yd rec
North Texas	3	43	0:59	TD	3rd/14:01	NT 43	Banks 43 yd rec
North Texas	10	68	3:55	TD	3rd/9:17	KS 32	Freeman 8 yd run
North Texas	12	58	5:04	FG	4th/0:06	KS 42	Rossman 28 yd field goal
Montana State	1	1	0:03	TD	1st/13:56	MS 1	Freeman 1 yd run
Montana State	5	77	1:53	FG	1st/9:30	KS 15	Rossman 25 yd field goal
Montana State	--	--	--	TD	1st/8:18	--	Pierce 0 yd blkd punt ret
Montana State	3	10	0:58	TD	1st/7:01	MS 10	Freeman 6 yd run
Montana State	3	63	1:13	TD	1st/3:25	KS 37	Quarles 36 yd rec
Montana State	6	74	2:41	TD	2nd/12:30	KS 26	Banks 36 yd rec
Montana State	7	68	2:31	TD	2nd/5:19	KS 32	Dold 1 yd run
Montana State	--	--	--	TD	3rd/5:36	--	Carney 10 yd blkd punt ret
Montana State	4	0	1:20	FG	3rd/1:53	MS 28	Rossman 45 yd field goal
Montana State	--	--	--	TD	4th/14:46	--	Herndon 43 yd fumble ret
Montana State	7	66	3:19	TD	4th/9:53	KS 34	Woods 8 yd run
Louisville	5	69	1:35	TD	1st/0:21	KS31	Banks 45 yd rec
Louisville	--	--	--	TD	3rd/8:25	--	Murphy 86 yd punt ret
Louisville	2	74	0:39	TD	4th/11:29	KS26	Mastrud 52 yd rec
Louisville	8	76	1:05	TD	4th/3:23	KS24	Banks 59 yd rec
Louisiana	8	56	2:15	TD	1st/3:55	KS44	Murphy 12 yd rec
Louisiana	6	81	1:54	TD	2nd/12:43	KS19	Freeman 7 yd run
Louisiana	6	34	2:04	TD	2nd/10:32	ULL34	Freeman 15 yd run
Louisiana	10	73	3:52	TD	2nd/3:43	KS27	Murphy 3 yd rec
Louisiana	12	85	4:54	TD	3rd/9:48	KS15	Brown 3 yd run
Louisiana	4	82	1:32	TD	3rd/1:49	KS18	Banks 53 yd rec
Louisiana	17	73	7:12	FG	4th/1:37	KS27	Rossman 26 yd field goal
Texas Tech	4	68	1:26	TD	1st/11:31	KS32	Pierce 33 yd rec
Texas Tech	4	29	1:14	TD	2nd/14:35	TT29	Freeman 1 yd run
Texas Tech	15	80	6:15	TD	3rd/13:45	KS20	Freeman 3 yd run
Texas Tech	--	--	--	TD	4th/4:22	--	Pierce 18 yd blkd punt ret
Texas A&M	8	81	3:15	TD	1st/11:45	KS19	Freeman 12 yd run
Texas A&M	--	--	--	TD	2nd/14:47	--	Herndon 10 yd blkd punt ret
Texas A&M	13	93	5:22	TD	2nd/7:39	KS7	Dold 4 yd run
Texas A&M	6	47	1:51	TD	2nd/4:20	A&M47	Freeman 11 yd run
Texas A&M	9	42	4:21	FG	3rd/7:53	KS26	Rossman 49 yd field goal
Texas A&M	16	98	7:24	TD	4th/4:37	KS2	Freeman 4 yd run
Texas A&M	7	41	2:16	TD	4th/1:14	A&M41	Freeman 1 yd run
Colorado	11	61	2:55	FG	1st/12:05	KS20	Rossman 37 yd field goal
Colorado	8	36	3:10	FG	1st/6:57	KS28	Rossman 53 yd field goal
Colorado	3	46	0:46	TD	3rd/10:49	CU46	Freeman 17 yd run
Oklahoma	4	20	1:28	TD	1st/5:48	OU20	Murphy 8 yd rec
Oklahoma	2	84	0:56	TD	1st/2:12	KS16	Banks 77 yd rec
Oklahoma	6	70	2:07	TD	2nd/13:55	KS30	Mastrud 29 yd rec
Oklahoma	5	97	2:20	TD	2nd/8:00	KS3	Murphy 9 yd rec
Oklahoma	8	37	3:05	TD	3rd/5:29	OU37	Dold 5 yd run
Kansas	9	70	4:32	TD	3rd/8:04	KS30	Brown 4 yd run
Kansas	10	80	3:36	TD	4th/13:18	KS20	Brown 11 yd run
Kansas	9	62	3:43	TD	4th/0:39	KS38	Brown 1 yd run
Missouri	9	40	1:26	FG	2nd/0:00	KS34	Rossman 43 yd field goal
Missouri	6	66	2:28	TD	3rd/0:25	KS34	Freeman 6 yd run
Missouri	1	93	0:14	TD	4th/1:11	KS7	Banks 93 yd run
Missouri	6	57	0:47	TD	4th/0:22	KS43	Banks 4 yd rec

SCORING DRIVES - OPPONENTS

OPPONENT	No. of Plays	Total Yards	Drive Time	Type of Score	Score Time/Qtr	Drive Start	Scoring Play
North Texas	3	15	0:53	TD	3rd/0:05	KS05	Lott 9 yd rec.
Montana State	7	34	2:33	TD	1st/11:23	MS 34	Bostick 2 yd rec
Montana State	11	56	3:57	FG	4th/5:56	MS 20	Cunningham 41 yd field goal
Louisville	14	80	1:35	TD	2nd/9:26	L20	Chichester 18 yd rec
Louisville	2	27	0:48	TD	2nd/2:54	KS27	Anderson 29 yd run
Louisville	8	80	3:53	TD	3rd/11:07	L20	Pascaley 13 yd rec
Louisville	4	81	2:21	TD	3rd/6:04	L19	Anderson 56 yd run
Louisville	6	56	2:40	TD	4th/12:08	L44	Anderson 27 yd run
Louisville	11	67	6:16	FG	4th/5:13	L14	Dougherty 36 yd field goal
Louisiana	14	80	4:43	FG	1st/10:17	ULL20	Edminston 22 yd field goal
Louisiana	10	90	3:00	TD	2nd/0:43	ULL10	Fenroy 15 yd run
Louisiana	1	27	0:06	TD	3rd/14:42	KS27	Chery 27 yd rec
Louisiana	15	86	6:27	TD	3rd/3:21	ULL14	Desormeaux 1 yd run
Louisiana	4	80	1:15	TD	3rd/0:34	ULL20	Fenroy 69 yd run
Louisiana	12	83	4:56	TD	4th/8:49	ULL17	Fenroy 1 yd run
Texas Tech	6	80	2:03	TD	1st/12:57	TT20	Leong 1 yd rec
Texas Tech	14	80	1:26	TD	1st/5:07	TT20	Crabtree 10 yd rec
Texas Tech	11	51	4:52	FG	2nd/9:43	TT35	Carona 51 yd FG
Texas Tech	4	53	1:03	TD	2nd/8:12	TT47	Leong 15 yd rec
Texas Tech	9	70	3:42	TD	2nd/3:53	TT30	Hale 4 yd rec
Texas Tech	7	54	1:08	TD	2nd/0:44	TT46	Crabtree 29 yd rec
Texas Tech	9	76	4:11	TD	3rd/4:34	TT24	Leong 7 yd rec
Texas Tech	9	52	3:49	TD	4th/13:45	TT48	Harrell 1 yd run
Texas Tech	5	34	1:28	TD	4th/12:01	KS34	Batch 9 yd run
Texas A&M	15	73	7:01	FG	1st/4:44	A&M27	Bullock 26 yd field goal
Texas A&M	7	80	2:48	TD	2nd/1:32	A&M20	Lane 1 yd run
Texas A&M	12	82	5:10	TD	3rd/2:43	A&M18	Johnson 5 yd run
Texas A&M	4	73	1:07	TD	4th/3:30	A&M27	Goodson 23 yd rec
Texas A&M	2	74	0:43	TD	4th/0:31	A&M26	Tannehill 55 yd rec
Colorado	11	70	4:36	TD	2nd/12:25	CU 30	Stewart 4 yd run
Colorado	6	65	2:55	TD	2nd/6:19	CU35	McKnight 21 yd rec
Oklahoma	5	26	1:29	TD	1st/10:34	KS26	Murray 3 yd run
Oklahoma	5	59	1:45	TD	1st/7:16	OU41	Bradford 1 yd run
Oklahoma	2	52	0:23	TD	1st/5:25	OU48	Murray 15 yd rec
Oklahoma	2	59	0:31	TD	1st/3:08	OU41	Brown 11 yd run
Oklahoma	8	80	1:34	TD	2nd/6:26	OU20	Murray 10 yd rec
Oklahoma	5	42	1:33	TD	2nd/4:27	KS42	Gresham 29 yd rec
Oklahoma	2	15	1:00	TD	2nd/2:42	KS15	Murray 4 yd run
Oklahoma	-	-	-	TD	2nd/1:23	-	Broyles 68 yd punt return
Oklahoma	11	47	3:42	FG	4th/12:46	OU49	Stevens 21 yd field goal
Kansas	11	81	4:05	TD	1st/10:55	KU19	Sharp 4 yd run
Kansas	4	52	1:10	TD	1st/6:03	KU48	Sharp 20 yd run
Kansas	3	56	1:19	TD	1st/3:00	KU44	Sharp 47 yd run
Kansas	9	41	3:51	FG	2nd/11:56	KU43	Bransletter 33 yd field goal
Kansas	10	80	5:04	TD	2nd/1:24	KU20	Reising 15 yd run
Kansas	9	78	3:35	TD	3rd/4:25	KU22	Dezmon 3 yd rec
Kansas	2	29	0:33	TD	3rd/1:54	KS29	Sharp 2 yd run
Kansas	1	19	0:10	TD	4th/10:41	KS19	Quigley 7 yd run
Missouri	4	84	1:07	TD	1st/3:41	MU16	Washington 6 yd run
Missouri	13	52	5:56	FG	2nd/6:33	MU48	Wolfert 32 yd field goal
Missouri	1	42	0:09	TD	2nd/3:16	KS42	Maclin 42 yd rec
Missouri	2	31	0:25	TD	2nd/1:30	KS31	Maclin 16 yd rec
Missouri	9	60	3:27	FG	3rd/11:27	MU40	Wolfert 24 field goal
Missouri	2	65	0:28	TD	4th/14:51	MU35	Maclin 56 yd run
Missouri	2	24	0:42	TD	4th/6:33	KS24	Perry 13 yd rec

DRIVES SUPERLATIVES

	KANSAS STATE	OPPONENT
Most Plays/Result	17/FG Louisiana	15/ TD by Louisiana
Most Yards/Result	98/ TD Texas A&M	90/TD by Louisiana
Most Time/Result	7:24/TD Texas A&M	7:01/FG by Texas A&M

DRIVE CHART (NO. OF DRIVES/TD/FG)

Drive Start Result	1-9 NO/TD/FG	10-19 NO/TD/FG	20-29 NO/TD/FG	30-39 NO/TD/FG	40-49 NO/TD/FG	50+ NO/TD/FG
North Texas	1/0/0	3/0/0	4/3/0	3/1/1	0/0/0	2/2/0
Montana State	0/0/0	1/0/1	3/1/1	5/3/0	0/0/0	2/2/0
at Louisville	1/0/0	5/0/0	5/2/0	2/1/0	0/0/0	0/0/0
Louisiana	0/0/0	5/3/1	2/1/0	3/1/0	1/1/0	1/0/0
Texas Tech	0/0/0	0/0/0	4/1/0	5/1/0	1/0/0	2/1/0
at Texas A&M	2/2/0	2/1/0	2/0/1	1/0/0	0/0/0	3/3/0
at Colorado	0/0/0	3/0/0	3/0/2	4/0/0	3/0/0	1/1/0
Oklahoma	1/1/0	3/1/0	5/0/0	4/1/0	2/0/0	3/2/0
at Kansas	2/0/0	1/0/0	3/1/0	6/2/0	1/0/0	0/0/0
at Missouri	1/1/0	1/0/0	6/0/0	6/1/1	2/1/0	0/0/0
Nebraska						
Iowa State						

3-AND-OUT

	Kansas State Drives/3-and-out	Opponent Drives/3-and-out
North Texas	13/1	13/6
Montana State	11/0	14/5
at Louisville	13/3	14/3
Louisiana	12/0	11/1
Texas Tech	12/2	13/0
at Texas A&M	10/0	10/1
at Colorado	14/3	14/2
Oklahoma	18/4	17/5
at Kansas	13/2	13/0
at Missouri	16/4	15/0
Nebraska		
Iowa State		

SCORING DRIVE ANALYSIS

Yardage	KANSAS STATE		OPPONENTS	
	TD	FG	TD	FG
No Drive	6	0	1	0
Minus Yds.	0	0	0	0
0-9	2	1	0	0
10-19	1	0	2	0
20-29	2	0	3	0
30-39	2	1	2	0
40-49	4	2	1	1
50-59	2	1	7	2
60-69	6	1	1	1
70-79	8	2	5	1
80-89	8	0	10	2
90-99	4	0	1	0

GAME-OPENING DRIVES

Opponent	KANSAS STATE			OPPONENTS		
	Pts.	1st Dns.	Yds.	Pts.	1st Dns.	Yds.
North Texas	7	0	4	0	0	-8
Montana State	7	0	1	0	0	-32
at Louisville	0	3	54	0	4	70
Louisiana	0	1	14	3	5	80
Texas Tech	7	3	68	7	3	80
at Texas A&M	7	5	81	3	3	73
at Colorado	3	3	61	0	2	41
Oklahoma	0	2	40	7	2	26
at Kansas	0	2	50	7	4	81
at Missouri	0	0	-14	0	0	3
Nebraska						
Iowa State						

SECOND HALF-OPENING DRIVES

Opponent	KANSAS STATE			OPPONENTS		
	Pts.	1st Dns.	Yds.	Pts.	1st Dns.	Yds.
North Texas	7	1	43	0	0	5
Montana State	0	5	59	0	0	4
at Louisville	0	0	6	7	5	80
Louisiana	0	0	3	7	0	27
Texas Tech	7	5	80	7	4	76
at Texas A&M	3	3	42	0	3	54
at Colorado	7	3	46	0	1	-12
Oklahoma	0	2	26	0	0	2
at Kansas	0	0	2	0	0	-2
at Missouri	0	0	-2	3	3	60
Nebraska						
Iowa State						

LONGEST PLAYS (20-PLUS YARDS)

KANSAS STATE

Yards	Opponent	Play/Situation/Result
93	Missouri	Banks 93 run (TD)
77	Oklahoma	Banks 77 pass from Freeman (TD)
70	Montana State	Murphy 70 pass from Freeman (1st and 10 at MS 15)
61	Oklahoma	Pierce 61 pass from Freeman (1st and 10 at OU15)
59	Louisville	Banks 59 pass from Freeman (TD)
53	Louisiana	Banks 53 pass from Freeman (TD)
52	Louisville	Mastrud 52 pass from Freeman (TD)
45	Louisville	Banks 45 pass from Freeman (TD)
44	Montana State	Murphy 44 run (1st and Goal at MS 6)
43	North Texas	Banks 43 pass from Freeman (TD)
38	Louisville	Murphy 38 pass from Freeman (1st and 10 at L26)
36	Montana State	Quarles 36 pass from Freeman (TD)
36	Montana State	Banks 36 pass from Freeman (TD)
34	Oklahoma	Banks 34 pass from Freeman (1st and 10 at OU9)
33	Texas Tech	Pierce 33 pass from Freeman (TD)
32	Texas A&M	Banks 32 pass from Freeman (1st and 10 at A&M23)
30	North Texas	Banks 30 pass from Freeman (TD)
30	Colorado	Banks 30 pass from Freeman (1st and 10 at CU30)
30	Oklahoma	Banks 30 pass from Freeman (1st and 10 at OU39)
29	Oklahoma	Mastrud 29 pass from Freeman (TD)
29	Kansas	Freeman 29 run (1st and 10 at KU14)
29	Missouri	Quarles 29 pass from Coffman (1st and 10 at MU28)
28	Louisiana	Brown 28 run (1st and 10 at KS42)
27	Colorado	Snipes 27 run (1st and 10 at CU33)
26	Colorado	Murphy 26 pass from Freeman (1st and 10 at KS46)
26	Oklahoma	Murphy 26 pass from Freeman (1st and 10 at OU29)
25	Texas Tech	Coffman 25 run (1st and 10 at TT34)
25	Colorado	Banks 25 pass from Freeman (1st and 10 at CU3)
25	Kansas	Mastrud 25 pass from Freeman (1st and 10 at KS37)
25	Missouri	Mastrud 25 pass from Freeman (1st and 10 at MU41)
24	Kansas	Quarles 24 pass from Freeman (1st and 10 at KU23)
23	Texas A&M	Banks 23 pass from Freeman (1st and 10 at A&M12)
23	Kansas	Banks 23 pass from Freeman (1st and 10 at KS45)
22	Colorado	Freeman 22 run (1st and 10 at CU48)
22	Oklahoma	Pierce 22 pass from Freeman (1st and 10 at OU41)
21	Oklahoma	Pierce 21 pass from Freeman (1st and 10 at OU41)
21	Kansas	Mastrud 21 pass from Freeman (1st and 10 at KU41)
20	Texas A&M	Quarles 20 pass from Freeman (1st and 10 at A&M37)
20	Texas A&M	Quarles 20 pass from Freeman (1st and 10 at A&M16)
20	Louisiana	Banks 20 pass from Freeman (1st and 10 at ULL38)
20	Louisiana	Banks 20 pass from Freeman (1st and 10 at ULL 7)
20	Louisiana	Quarles 20 pass from Freeman (1st and 10 at KS 35)
20	Kansas	Murphy 20 pass from Freeman (1st and 10 at KU43)

No. of plays from scrimmage, 20+ yards: 43 (7 run/36 pass)

No. of plays from scrimmage, 40+ yards: 10 (2 run/8 pass)

Returns	Opponent	Player
Kickoff	Oklahoma	Murphy 75 yards
Punt	Louisville	Murphy 86 yards
Interception	Montana State	Herndon 26 yards
Fumble	Montana State	Herndon 43 yards

No. of returns 20+ yards: 16 (9 KR/4 PR/1 Int/1 Fum)
 No. of returns 40+ yards: 5 (3 KR/1 PR/0 Int/1 Fum)

OPPONENTS

Yards	Opponent	Play/Situation/Result
69	Louisiana	Fenroy 69 run (TD)
56	Louisville	Anderson 56 run (TD)
56	Missouri	Maclin 56 run (TD)
55	Texas A&M	Tannehill 55 pass from Johnson (TD)
48	Oklahoma	Iglesias 48 pass from Bradford (1st and 10 at KS12)
48	Oklahoma	Chaney 48 pass from Bradford (1st and 10 at KS11)
47	Kansas	Sharp 47 run (TD)
44	Texas Tech	Morris 44 pass from Harrell (1st and 10 at KS1)
44	Kansas	Sharp 44 pass from Reesing (1st and 10 at KS5)
42	Missouri	Maclin 42 pass from Daniel (TD)
38	Texas A&M	Howard 38 pass from Johnson (1st and 10 at KS7)
37	Oklahoma	Brown 37 run (1st and 10 at KS15)
37	Missouri	Jackson 37 run (1st and 10 at KS6)
30	Louisiana	Desormeaux 30 run (1st and 10 at ULL 31)
30	Texas Tech	Swindall 30 pass from Harrell (1st and 10 at KS8)
30	Kansas	Briscoe 30 pass from Reesing (1st and 10 at KS4)
29	Louisville	Anderson 29 run (TD)
29	Texas Tech	Crabtree 29 pass from Harrell (TD)
29	Texas A&M	Tannehill 29 pass from Johnson (1st and 10 at KS37)
29	Oklahoma	Broyles 29 pass from Bradford (1st and 10 at OU49)
29	Oklahoma	Gresham 29 pass from Bradford (TD)
28	Missouri	Maclin 28 pass from Daniel (1st and 10 at KS43)
27	Missouri	Saunders 27 pass from Daniel (1st and 10 at KS10)
27	Louisville	Anderson 27 run (TD)
27	Louisiana	Chery 27 pass from Falgout (TD)
27	Kansas	Sharp 27 pass from Meier (1st and 10 at KS2)
26	Louisville	Burns 26 pass from Cantwell (1st and 10 at KS 37)
24	Colorado	Hansen 24 run (1st and 10 at KS25)
23	Oklahoma	Murray 23 run (1st and 10 at KS28)
23	Louisiana	Fenroy 23 run (1st and 10 at KS 21)
23	Texas A&M	Goodson 23 run (1st and 10 at A&M43)
23	Texas A&M	Goodson 23 pass from Johnson (TD)
22	Montana State	Crawford 22 run (1st and 10 at KS 29)
22	Texas A&M	Tannehill 22 pass from Johnson (1st and 10 at KS41)
22	Texas A&M	Fuller 22 pass from Johnson (1st and 10 at KS16)
22	Colorado	Stewart 22 run (fumble)
22	Colorado	Smith 22 pass from Hawkins (1st and 10 at KS49)
21	Louisville	Beaumont 21 pass from Cantwell (1st and 10 L 49)
21	Louisville	Beaumont 21 pass from Cantwell (1st and 10 KS 37)
21	Louisville	Beaumont 21 pass from Cantwell (1st and 10 to the 50)
21	Texas A&M	Gray 21 pass from Johnson (1st and 10 at A&M41)
21	Texas A&M	Tannehill 21 pass from Johnson (1st and 10 at KS15)
21	Texas A&M	Tannehill 21 pass from Johnson (1st and 10 at KS 20)
21	Colorado	McKnight 21 pass from Hansen (TD)
21	Kansas	Sharp 21 run (1st and 10 at KS20)
20	Texas A&M	Jamie 20 pass from Johnson (1st and 10 at KS46)
20	Montana State	Crawford 20 run (1st and 10 at KS 14)
20	Louisiana	Desormeaux 20 run (1st and 10 at KS 34)
20	Louisiana	Fenroy 20 run (1st and 10 at ULL 27)
20	Kansas	Sharp 20 run (TD)
20	Kansas	Meier 20 pass from Reesing (1st and 10 at KS20)

No. of plays from scrimmage, 20+ yards: 50 (20 run/30 pass)

No. of plays from scrimmage, 40+ yards: 10 (4 run/6 pass)

Returns	Opponent	Player
Kickoff	Oklahoma	Murray 37 yards
Punt	Oklahoma	Broyles 68 yards
Interception	Oklahoma	Lewis 28 yards
Fumble	North Texas	Royce 1 yard

No. of returns 20+ yards: 12 (10 KOR/1 PR/1 Int/0 Fum)
 No. of returns 40+ yards: 1 (0 KOR/1 PR/0 Int/0 Fum)

RED ZONE (INSIDE THE 20)

Opponent	Score	# of Times Inside Opp. 20	Times Scored	Total Pts	Total TDs	Rush TDs	Pass TDs	FGs Made	<----- Failed to score inside opp. 20 ----->						
									FGA	Downs	Int	Fumb	Half	Game	
North Texas	45-6	5	5	31	4	3	1	1	0	0	0	0	0	0	0
Montana State	69-10	7	5	31	4	4	0	1	0	1	0	0	0	1	0
at Louisville	29-38	1	0	0	0	0	0	0	0	0	0	0	1	0	0
Louisiana	45-37	6	6	38	4	3	2	1	0	0	0	0	0	0	0
Texas Tech	28-58	3	2	14	2	2	0	0	0	0	0	1	0	0	0
at Texas A&M	44-30	6	5	35	5	5	0	0	0	0	0	0	1	0	0
at Colorado	13-14	2	2	10	1	1	0	1	0	0	0	0	0	0	0
Oklahoma	35-58	4	3	21	3	1	2	0	0	1	0	0	0	0	0
at Kansas	21-52	4	3	21	3	3	0	0	0	0	0	0	1	0	0
at Missouri	24-41	2	2	14	2	1	1	0	0	0	0	0	0	0	0
Nebraska															
Iowa State															
Totals	332-344	40	33	215	29	23	6	4	0	2	0	4	1	0	0
Opponents	344-332	47	40	243	32	18	14	8	1	3	2	0	1	0	0

Season Percentage - Overall: 33 of 40 (82.5%)
 Season Percentage - Touchdowns: 29 of 40 (72.5%)
 Season Percentage - Field Goals: 4 of 40 (10%)
 Season Percentage - Failed to Score: 7 of 40 (17.5%)

TURNOVERS

Takeaways (Fum/Int): 12 (5/7)
 Giveaways (Fum/Int): 23 (13/10)
 Difference: -11 (-1.2 per game)
 Points Off Turnovers
 Kansas State 38
 Opponents 73
 Points Off Turnovers Per Game
 Kansas State 3.8
 Opponents 7.3

KICKOFFS

Kickoffs: 59
 Touchbacks (pct.): 20 (33.8)
 Fair Catches: 2
 Downed Kicks: 0
 Out of Bounds: 0
 On-Side Kicks (No./Recovered by KS): 4/1
 Opponent Returns (No.-Yds./Avg): 35-629/17.9
 Opponent Touchdowns: 0

KICKOFF RETURNS

Kickoffs: 72
 Touchbacks (pct.): 9 (12.5)
 Fair Catches: 2
 Downed Kicks: 0
 Out of Bounds: 1
 On-Side Kicks (No./Recovered by Opp): 0/0
 K-State Returns (No.-Yds./Avg): 49-1132/23.1
 K-State Touchdowns: 0

KANSAS STATE SUPERLATIVES

INDIVIDUAL

Longest Rush: 93, Brandon Banks at Missouri
Longest Touchdown Run: 93, Brandon Banks at Missouri
Longest Pass: 77, Josh Freeman vs. Oklahoma
Longest TD Pass: 77, Josh Freeman vs. Oklahoma
Longest Punt Return: 86, Deon Murphy vs. Louisville
Longest Kickoff Return: 75, Deon Murphy vs. Oklahoma
Longest Interception: 26, Courtney Herndon vs. Montana State
Most Punts: 8, D.J. Fulhage vs. Missouri
Longest Punt: 55, D.J. Fulhage vs. Texas Tech
Highest Punt Average: 45.5, D.J. Fulhage vs. Louisville
Longest Field Goal: 53, Brooks Rossman vs. Colorado
Most Field Goals: 2, Brooks Rossman vs. Montana State and Colorado
Most TDs Rushing: 4, Josh Freeman vs. Texas A&M
Most TDs Receiving: 2, Brandon Banks (twice), Deon Murphy (twice)
Most TDs Passing: 3, Josh Freeman (four times)
Most Rushing Attempts: 29, Lamark Brown vs. Louisiana
Most Yards Rushing: 137, Lamark Brown vs. Louisiana
Most Pass Attempts: 51, Josh Freeman vs. Oklahoma
Most Pass Completions: 22, Josh Freeman vs. Louisville
Most Yards Passing: 478, Josh Freeman vs. Oklahoma
Most Receptions: 11, Ernie Pierce vs. Oklahoma
Most Yards Receiving: 176, Ernie Piece vs. Oklahoma
Most Total Offense: 449, Josh Freeman vs. Texas A&M
Most All-Purpose Yards: 262, Brandon Banks at Missouri
Most Interceptions: 1, six players (Joshua Moore twice)
Most Tackles: 13, Joshua Moore vs. Colorado
Most Solo Tackles: 9, Chris Carney vs. Louisville
Most Quarterback Sacks: 2.0, Brandon Harold vs. Louisiana
Most Tackles for Loss: 3.0, Brandon Harold vs. Montana State and Louisiana
Most Passes Broken Up: 3, Joshua Moore vs. Texas Tech
** School Record*

TEAM

	High	Low
Rushes	45 (Louisiana)	12 (Louisville)
Yards Rushing	215 (Texas A&M)	30 (Louisville)
TD Rushes	5 (Texas A&M)	0 (Louisville)
Pass Attempts	52 (Oklahoma)	23 (Montana State)
Pass Completions	30 (Oklahoma)	15 (Texas Tech)
Yards Passing	486 (Oklahoma)	183 (Texas Tech)
TD Passes	4 (Oklahoma)	0 (Texas A&M and Kansas)
Total Plays	84 (Oklahoma)	66 (Montana State)
Total Offense	550 (Oklahoma)	296 (Texas Tech)
Points	69 (Montana State)	28 (Texas Tech)
Sacks By	4 (Louisiana)	0 (Montana State)
First Downs	30 (Louisiana)	14 (Louisville)
Penalties	10 (Missouri)	2 (Texas Tech)
Penalty Yards	98 (Kansas)	10 (Texas Tech)
Turnovers	5 (Oklahoma and Kansas)	0 (Montana State)
Interceptions By	2 (Montana State and Missouri)	0 (North Texas)

OPPONENT SUPERLATIVES



INDIVIDUAL

Longest Rush: 69, Tyrell Fenroy, Louisiana
Longest Touchdown Run: 69, Tyrell Fenroy, Louisiana
Longest Pass: 55, Jerrod Johnson, Texas A&M
Longest TD Pass: 55, Jerrod Johnson to Ryan Tannehill, Texas A&M
Longest Punt Return: 68, Ryan Broyles, Oklahoma
Longest Kickoff Return: 37, DeMarco Murray, Oklahoma
Longest Interception: 10, John Shorter, North Texas
Most Punts: 11, Truman Spencer, North Texas
Longest Punt: 58, Justin Brantley, Texas A&M
Highest Punt Average: 40.3, Truman Spencer, North Texas
Longest Field Goal: 41, Jason Cumingham, Montana State
Most Field Goals: 2, Jeff Wolfert, Missouri
Most TDs Rushing: 4, Jake Sharp, Kansas
Most TDs Receiving: 3, Lyle Leong, Texas Tech
Most TDs Passing: 6, Graham Harrell, Texas Tech
Most Rushing Attempts: 29, Rodney Stewart, Colorado
Most Yards Rushing: 183, Tyrell Fenroy, Louisiana
Most Pass Attempts: 51, Graham Harrell, Texas Tech
Most Pass Completions: 38, Graham Harrell, Texas Tech
Most Yards Passing: 454, Graham Harrell, Texas Tech
Most Receptions: 12, Ryan Tannehill, Texas A&M
Most Yards Receiving: 210, Ryan Tannehill, Texas A&M
Most Total Offense: 626, Graham Harrell, Texas Tech
Most All-Purpose Yards: 278, Jeremy Maclin, Missouri
Most Interceptions: 2, three players
Most Tackles: 18, Derik Keyes, Louisiana
Most Solo Tackles: 11, Derik Keyes, Louisiana
Most Quarterback Sacks: 2.0, James Holt, Kansas
Most Tackles for Loss: 3.0, James Holt, Kansas
Most Passes Broken Up: 2, three players
** School Record*

TEAM

	High	Low
Rushes	57 (Colorado)	26 (North Texas)
Yards Rushing	335 (Louisiana)	83 (Montana State)
TD Rushes	6 (Kansas)	1 (Colorado)
Pass Attempts	60 (Texas Tech)	25 (Colorado and Kansas)
Pass Completions	42 (Texas Tech)	13 (Colorado)
Yards Passing	490 (Texas Tech)	100 (North Texas)
TD Passes	6 (Texas Tech)	1 (Louisiana)
Total Plays	90 (Texas Tech)	55 (North Texas)
Total Offense	626 (Texas Tech)	191 (Montana State)
Points	58 (Texas Tech and Oklahoma)	6 (North Texas)
Sacks By	3 (Kansas)	0 (Four times)
First Downs	33 (Texas Tech)	12 (North Texas)
Penalties	11 (Montana State)	6 (North Texas)
Penalty Yards	97 (Montana State)	29 (North Texas)
Turnovers	4 (Montana State)	0 (Three times)
Interceptions By	3 (Oklahoma and Kansas)	0 (Five times)

GAME NO. 1

 NORTH TEXAS	6
 KANSAS STATE	45

Bill Snyder Family Stadium • Manhattan, Kan.
 Aug. 30, 2008 • Attendance: 45,150

MANHATTAN, Kan. (AP)—Josh Freeman threw two of his three touchdown passes to Brandon Banks and ran for two more scores, helping Kansas State beat North Texas 45-6 Saturday night in another easy home opener for the Wildcats.

Kansas State overpowered North Texas on both sides of the ball, scoring on six of its first seven possessions to take a 42-0 lead, holding the Mean Green to 205 total yards—81 in the first half.

Freeman was quietly efficient to open his third season as Kansas State's starter, connecting with Banks on a 30-yard touchdown in the second quarter, then on a 43-yarder to put the Wildcats up 35-0 less than a minute into the second half. Freeman also hit Lamark Brown on 6-yard touchdown pass late in the second quarter, finishing 18-for-24 for 232 yards to pass Chad May and Carl Straw for second on Kansas State's all-time passing list (5,365). He scored on a 1-yard run in the first quarter and on an 8-yarder midway through the third.

Kansas State manhandled North Texas from the start in this one, all but eliminating its running game, confining Vizza to throws underneath.

The Mean Green had poor field position most of the game, thanks to three muffed kickoff returns, and didn't score until Vizza hit Alex Lott on a 9-yard touchdown pass with 5 seconds left in the third quarter. That score, which made it 42-6, came after Kansas State backup Carson Coffman threw an interception inside the Wildcats' 30-yard line.

The Wildcats overwhelmed North Texas on offense as well, scoring less than two minutes into the game on a 4-yard run by walk-on Keithen Valentine on the way to a 28-0 halftime lead.

GAME 1 • SCORE BY QUARTERS	1	2	3	4	F
North Texas	0	0	0	6	—
Kansas State	14	14	14	3	—

SCORING SUMMARY

FIRST QUARTER

KS - Valentine 4 yd run (Rossman kick), 13:03
 KS - Freeman 1 yd run (Rossman kick), 2:11

SECOND QUARTER

KS - Banks 30 yd pass from Freeman (Rossman kick), 9:38
 KS - Brown 6 yd pass from Freeman (Rossman kick), 2:03

THIRD QUARTER

KS - Banks 43 yd pass from Freeman (Rossman kick), 14:01
 KS - Freeman 8 yd run (Rossman kick), 9:17
 NT - Lott 9 yd pass from Vizza (Knott kick blocked), 0:05

FOURTH QUARTER

KS - FG Rossman 28 yd, 0:06

TEAM STATISTICS	KS	NT
FIRST DOWNS	26	12
YARDS RUSHING	165	105
YARDS PASSING	306	100
Comp-Att-Int	27-42-1	16-29-0
TOTAL YARDS	471	205
Fumbles: No-Lost	2-1	1-0
Penalties: No-Yards	4-30	6-29
Punts-Avg	3-42.7	11-40.3
Punt Ret: No-Yds-TD	7-73-0	0-0-0
KO Ret: No-Yds-TD	2-68-0	6-74-0
INT: No-Yds-TD	0-0-0	1-10-0
Fum. Ret: No-Yds-TD	0-0-0	1-0-0
Third-Down	9 of 15	2 of 13
Possession Time	26:06	33:54
Sacks By: No-Yds	2-14	0-0
Field Goals	1-1	0-0

RUSHING: Kansas State - Valentine, Keithen 13-67-1; Dold, Logan 9-53-0; Freeman, Josh 5-23-2; Coffman, Carson 5-20-0; Woods, Justin 3-6-0. **North Texas** - Montgomery C. 8-62-0; Moseley, Micah 10-59-0; Tune, Nathan 1-6-0; Henderson, K. 2-0-0; Vizza, Giovanni 5-6-0.

PASSING: Kansas State - Freeman, Josh 18-24-0 232; Coffman, Carson 9-18-1 74. **North Texas** - Vizza, Giovanni 16-29-0 100.

RECEIVING: Kansas State - Quarles, Aubrey 6-57-0; Mastrud, Jeron 5-37-0; Brown, Lamark 4-45-0; Banks, Brandon 3-88-2; Wykes, Matt 3-24-0; Pierce, Ernie 2-30-0; Alstatt, Brett 2-10; Seiwert, Darrin 1-11-0; Dold, Logan 1-4-0. **North Texas** - Fitzgerald, C. 6-31-0; Dibrell, Sam 5-35-0; Henderson, K. 1-11-0; Lott, Alex 1-9-1; Roberson, Sam; 1-6-0; Stickler, B. 1-5-0; Johnson, R. 1-3-0.

GAME NO. 2

 MONTANA STATE	10
 KANSAS STATE	69

Bill Snyder Family Stadium • Manhattan, Kan.
 Sept. 6, 2008 • Attendance: 45,241

MANHATTAN, Kan. (AP)—Josh Freeman ran for two scores and threw for two more and Kansas State returned two blocked punts for touchdowns for the first time in school history in a 69-10 rout of Montana State. Kansas State also scored on a fumble recovery while ringing up their most points since a school-record 76-0 pounding of Ball State in 2000.

Freeman, hit 16 of 21 passes for 288 yards, including two 36-yard touchdown strikes, before being lifted midway through the third quarter. On Montana State's first punt, the ball was snapped over Eric Fisher's head and rolled to the 1. Fisher kicked it through the K-State end zone, and the ensuing illegal kick penalty gave the Wildcats a first-and-goal from the 1. Freeman carried it over on the next play.

On Montana State's second punt, the Wildcats scored their second touchdown. Adrian Stryker rushed up the middle to block the kick and Ernie Pierce recovered in the end zone. Leading 45-7 in the third quarter, the Wildcats did it again. Courtney Herndon came up the middle to block Fisher's punt and Chris Carney picked up the ball on the 5 and ran into the end zone untouched. Early in the fourth quarter, Herndon plucked the ball out of the air after Demetrius Crawford fumbled, and ran 43 yards for a 55-7 lead. A few minutes after Pierce's touchdown, linebacker Ulla Pomele recovered Crawford's first fumble on the Montana State 10, and Freeman made it 24-7 with a 6-yard run.

GAME 2 • SCORE BY QUARTERS	1	2	3	4	F
Montana State	7	0	0	3	—
Kansas State	31	14	10	14	—

SCORING SUMMARY

FIRST QUARTER

KS - Freeman 1 yd run (Rossman kick), 13:56
 MS - Bostick 2 yd pass from Kempt (Cunningham kick), 11:23
 KS - FG Rossman 25 yd, 9:30
 KS - Pierce 0 yd blocked punt return (Rossman kick), 8:18
 KS - Freeman 6 yd run (Rossman kick), 7:01
 KS - Quarles 36 yd pass from Freeman (Rossman kick), 3:25

SECOND QUARTER

KS - Banks 36 yd pass from Freeman (Rossman kick), 12:30
 KS - Dold 1 yd run (Rossman kick), 5:19

THIRD QUARTER

KS - Carney 10 yd blocked punt return (Rossman kick), 5:36
 KS - FG Rossman 45 yd, 1:53

FOURTH QUARTER

KS - Herndon 43 yd fumble return (Rossman kick), 14:46
 KS - Woods 8 yd run (Rossman kick), 9:53
 MS - FG Cunningham 41 yd, 5:56

TEAM STATISTICS	KS	MS
FIRST DOWNS	23	15
YARDS RUSHING	177	83
YARDS PASSING	304	108
Comp-Att-Int	17-23-0	17-35-2
TOTAL YARDS	481	191
Fumbles: No-Lost	2-0	4-2
Penalties: No-Yards	9-93	11-97
Punts-Avg	0-0-0	6-22.5
Punt Ret: No-Yds-TD	5-87-2	0-0-0
KO Ret: No-Yds-TD	3-78-0	8-143-0
INT: No-Yds-TD	2-26-0	0-0-0
Fum. Ret: No-Yds-TD	1-43-1	0-0-0
Third-Down	6 of 12	4 of 16
Possession Time	28:55	31:05
Sacks By: No-Yds	0-0	0-0
Field Goals	2-2	1-1

RUSHING: Kansas State - Woods, Justin 15-57-1; Murphy, Deon 1-44-0; Valentine, Keithen 12-39-0; Freeman, Josh 5-35-2; Dold, Logan 5-10-1; Coffman, Carson 3-3-0; Hartman, Tysyn 1-1-0; Brown, Lamark 1-12-0. **Montana State** - Crawford, D. 17-90-0; Iddins, Mark 3-12-0; Kempt, Cody 6-10-0; Mason, Aaron 7-9-0; Palmer, C.J. 1-0-0.

PASSING: Kansas State - Freeman, Josh 16-21-0 288; Coffman, Carson 1-2-0 16. **Montana State** - Kempt, Cody 9-21-2 45; Iddins, Mark 8-14-0 63.

RECEIVING: Kansas State - Banks, Brandon 6-95-1; Brown, Lamark 3-37-0; Quarles, Aubrey 2-52-1; Mastrud, Jeron 2-22-0; Pierce, Ernie 2-21-0; Murphy, Deon 1-70-0; Alstatt, Brett 1-7-0. **Montana State** - Bostick, Brandon 4-25-1; Lulay, Tyler 3-13-0; Desin, Mark 2-29-0; Toliver, Deon 2-13-0; Crawford, D. 2-1-0; Thomas, DeSean 1-12-0; Green DeAndre 1-9-0; Schreibeis, Joe 1-6-0; Mason, Aaron 1-2-0.

GAME NO. 3

 KANSAS STATE	29
 LOUISVILLE	38

Papa John's Cardinal Stadium • Louisville, Ky.
Sept. 17, 2008 • Attendance: 42,208

LOUISVILLE, Ky. (AP)—Junior quarterback Josh Freeman threw for 313 yards and three touchdowns, but it wasn't enough as K-State dropped a 38-29 decision to Louisville at Papa John's Stadium.

Freeman, who eclipsed the 300-yard barrier for the first time this season, broke the Kansas State career completions record of 501 held by Lynn Dickey (1968-70) midway through the contest. He went 22-of-42 through the air with three touchdowns and a pair of interceptions. Receiver Brandon Banks had career day with seven catches for 153 yards and a pair of touchdowns. He becomes the first Wildcat since Jordy Nelson in 2007 to post a 150-yard receiving day.

However, Louisville overpowered the visiting Wildcats (2-1) with 578 yards of total offense, including 303 on the ground. Freshman Victor Anderson ran for 176 yards and three touchdowns for the Cardinals, as Anderson scored on runs of 29, 56 and 27 yards.

Louisville quarterback Hunter Cantwell threw for 274 yards and two touchdowns, Doug Beaumont had nine receptions for 119 yards.

Deon Murphy had a spectacular 86-yard punt return for the Wildcats, but Kansas State turned the ball over three times and had trouble solving Louisville's three-pronged rushing attack of Anderson, Brock Bolen and Bilal Powell. Cantwell hit Troy Pascaley for a 13-yard score to give Louisville a 20-7 lead early in the third quarter. Louisville needed just five plays to restore the two-touchdown lead, as Anderson broke up the middle and used a nifty spin move to zip 56 yards for a score. Anderson's final touchdown, a 27-yard burst down the left sideline, pushed the lead to 35-14.

Kansas State tried to rally, cutting it to nine on two late touchdown passes by Freeman, but Louisville's defense got one last stop with just over two minutes left to end the comeback.

GAME 3 • SCORE BY QUARTERS	1	2	3	4	F
Kansas State	7	0	7	15	— 29
Louisville	0	14	14	10	— 38

SCORING SUMMARY

FIRST QUARTER

KS - Banks 45 yd pass from Freeman (Rossman kick), 00:21

SECOND QUARTER

UL - Chichester 18 yd pass from Cantwell (Philpott kick), 9:26

UL - Anderson 29 yd run (Philpott kick), 2:54

THIRD QUARTER

UL - Pascaley 13 yd pass from Cantwell (kick failed), 11:07

KS - Murphy 86 yd punt return (Rossman kick), 8:25

UL - Anderson 56 yd run (Beaumont pass from Cantwell), 6:04

FOURTH QUARTER

UL - Anderson 27 yd run (Dougherty kick), 12:08

KS - Mastrud 52 yd pass from Freeman (Rossman kick), 11:29

UL - Dougherty 36 yd fg, 5:13

KS - Banks 59 yd pass from Freeman (Freeman run), 3:23



TEAM STATISTICS	KS	UL
FIRST DOWNS	14	31
YARDS RUSHING	30	303
YARDS PASSING	313	274
Comp-Att-Int.....	22-42-2	22-33-0
TOTAL YARDS	343	577
Fumbles: No-Lost	2-1	2-0
Penalties: No-Yards.....	7-55	5-43
Punts-Avg	5-39.8	5-35.6
Punt Ret: No-Yds-TD	4-96-1	2-12-0
KO Ret: No-Yds-TD	7-119-0	3-39-0
INT: No-Yds-TD	0-0-0	2-(-2)-0
Fum. Ret: No-Yds-TD	0-0-0	0-0-0
Third-Down	5 of 13	8 of 16
Possession Time	18:34	41:26
Sacks By: No-Yds	2-15	0-0
Field Goals	0-0	1-2

RUSHING: Kansas State - Valentine, Keithen 6-14-0; Freeman, Josh 3-18-0; Hartman, Tysyn 1-8-0; Woods, Justin 1-0-0. **Louisville** - Anderson, Vic 18-176-3; Bolen, Brock 23-104-0; Powell, Bilal 8-22-0.

PASSING: Kansas State - Freeman, Josh 22-42-2 313. **Louisville** - Cantwell, Hunter 22-33-0 274.

RECEIVING: Kansas State - Banks, Brandon 7-153-2; Mastrud, Jeron 5-67-1; Murphy, Deon 4-55-0; Quarles, Aubrey 3-28-0; Valentine, Keithen 2-6-0; Woods, Justin 1-4-0. **Louisville** - Beaumont, Doug 9-119-0; Chichester, J. 4-55-1; Nochtka, Pete 3-33-0; Anderson, Vic 2-6-0; Burns, Johnnie 1-26-0; Pascaley, Troy 1-13-1; Vaughn, Chris 1-11-0; Bolen, Brock 1-11-0.

GAME NO. 4

 LOUISIANA	37
 KANSAS STATE	45

Bill Snyder Family Stadium • Manhattan, Kan.
Sept. 27, 2008 • Attendance: 45,558

MANHATTAN, Kan. (AP)—Josh Freeman broke Kansas State's career yardage record and threw three touchdowns to help the Wildcats beat Louisiana-Lafayette 45-37. Freeman was 21-of-28 for 272 yards and has 6,238 career yards to eclipse Lynn Dickey for No. 1 all-time on the Kansas State list. With 35 touchdowns passes, he's two short of Eli Roberson's school record.

Freeman, a 6-foot-6, 250-pound junior who has started every game since his freshman year, also ran for two TDs. He threw TDs of 12 and 3 yards to Deon Murphy in the first half and connected with Brandon Banks on a 53-yard scoring play that made it 42-23 with 1:49 left in the third.

But the Cajuns (1-3) and Tyrell Fenroy, who had three touchdowns and 183 yards rushing, were not done. The Wildcats (3-1) needed a trick play on fourth down and a key third-down pass by Freeman to hold the ball for more than 7 minutes and kick a field goal with 1:37 left to preserve the win.

Right after Banks' TD, Fenroy broke loose on a 69-yard touchdown gallop. Then halfway through the fourth quarter Fenroy's 1-yard scoring run sliced the margin to 42-37.

The Cajuns looked like they would get the ball back with plenty of time to try for the winning TD. But for the second week in a row, Kansas State snapped the ball directly to Tysyn Hartman on a fake punt and he ran 4 yards on fourth-and-two. On third-and-six with 3:15 left, Freeman hit Banks with a 17-yard pass, and Brooks Rossman kicked a 26-yard field goal for the final margin.

Lamark Brown, a wide receiver, started at running back for Kansas State and had 137 yards, including a 3-yard touchdown that put Kansas State on top 35-17 in the third quarter.

GAME 4 • SCORE BY QUARTERS	1	2	3	4	F
Louisiana	3	7	20	7	— 37
Kansas State	7	21	14	3	— 45

SCORING SUMMARY

FIRST QUARTER

UL - Edmiston 22 yd field goal, 10:17

KS - Murphy 12 yd pass from Freeman (Rossman kick), 3:55

SECOND QUARTER

KS - Freeman 7 yd run (Rossman kick), 13:43

KS - Freeman 15 yd run (Rossman kick), 10:32

KS - Murphy 3 yd pass from Freeman (Rossman kick), 3:43

UL - Fenroy 15 yd run (Edmiston kick), 0:43

THIRD QUARTER

UL - Chery 27 yd pass from Falgout (Edmiston kick), 14:42

KS - Brown 3 yd run (Rossman kick), 9:48

UL - Desormeaux 1 yd run (Edmiston kick failed), 3:21

KS - Banks 53 yd pass from Freeman (Rossman kick), 1:49

UL - Fenroy 69 yd run (Edmiston kick), 0:34

FOURTH QUARTER

UL - Fenroy 1 yd run (Edmiston kick), 8:49

KS - Rossman 26 yd field goal, 1:37



TEAM STATISTICS	UL	KS
FIRST DOWNS	27	30
YARDS RUSHING	335	198
YARDS PASSING	174	272
Comp-Att-Int.....	16-29-0	21-28-0
TOTAL YARDS	509	470
Fumbles: No-Lost	1-0	1-1
Penalties: No-Yards.....	10-86	5-29
Punts-Avg	4-36.5	2-37.0
Punt Ret: No-Yds-TD	1-0-0	4-29-0
KO Ret: No-Yds-TD	7-470-0	8-540-0
INT: No-Yds-TD	0-0-0	0-0-0
Fum. Ret: No-Yds-TD	0-0-0	0-0-0
Third-Down	9 of 16	6 of 11
Possession Time	31:36	28:24
Sacks By: No-Yds	0-0	4-27
Field Goals	1-1	1-1

RUSHING: Kansas State - Brown, Lamark 29-137-1; Freeman, Josh 9-37-2; Dold, Logan 4-19-0; Hartman, Tysyn 1-4-0; Banks, Brandon 1-3-0. **Louisiana** - Fenroy, Tyrell 20-183-3; Desormeaux, Mike 20-98-1.

PASSING: Kansas State - Freeman, Josh 21-28-0 3 272. **Louisiana** - Desormeaux, Mike 14-27-0 0 137; Falgout, Richie 1-1-0-1 27; McGuire, Brad 1-1-0-0 11.

RECEIVING: Kansas State - Banks, Brandon 6-127-1; Quarles, Aubrey 6-62-0; Brown, Lamark 5-36-0; Mastrud, Jeron 2-32-0; Murphy, Deon 2-15-2. **Louisiana** - Chery, Jason 7-80-1; Falgout, Richie 3-16-0; Green, Ladarius 2-45-0; Fenroy, Tyrell 1-12-0; Hill, Pierre 1-10-0; Lee, Louis 1-9-0; Jones, Erik 1-2-0.

GAME NO. 5

 #7 TEXAS TECH	58
 KANSAS STATE	28

Bill Snyder Family Stadium • Manhattan, Kan.
October 4, 2008 • Attendance: 43,614

MANHATTAN, Kan. (AP)—Graham Harrell threw six touchdown passes and shattered the Texas Tech record for career yards passing, leading the No. 7 Red Raiders past Kansas State 58-28.

Lyle Leong snared three touchdown passes from Harrell, who was 38-for-51 for 454 yards. Texas Tech scored on seven straight possessions and did not attempt a punt until Stefan Loucks replaced Harrell late in the fourth quarter. Harrell had five touchdown passes in the first half. He got the school record for career passing yards with a 15-yard completion to Adam James and a moment later made it 24-14 with a thread-the-needle 15-yard strike to Leong, who made the catch in double coverage and twisted into the corner of the end zone. Facing fourth-and-inches from their own 29 late in the first quarter, the Red Raiders sent Shannon Woods on a sweep. But he was stuffed, and four plays later, Kansas State quarterback Josh Freeman scored on a 1-yard run, knotting the game 14-14.

The Red Raiders scored a field goal and six touchdowns on their next seven possessions. They took a 52-21 lead on the third play of the fourth quarter when Harrell bulled into the end zone on a 1-yard keeper on fourth down.

Josh Freeman, who a week earlier had become his own school's career passing leader, was 13-for-28 for 170 yards, including a 33-yard TD pass to Ernie Pierce. Pierce also scored on an 18-yard return of a blocked punt late in the game.

GAME 5 • SCORE BY QUARTERS	1	2	3	4	F
Texas Tech	14	24	7	13	— 58
Kansas State	7	7	7	7	— 28

SCORING SUMMARY

FIRST QUARTER

TT - Leong 1 yd pass from Harrell (Carona kick), 12:57
KS - Pierce 33 yd pass from Harrell (Rossman kick), 11:37
TT - Crabtree 10 yd pass from Harrell (Carona kick), 5:07

SECOND QUARTER

KS - Freeman 1 yd run (Rossman kick), 14:35
TT - Carona 31 yd field goal, 9:43
TT - Leong 15 yd pass from Harrell (Carona kick), 8:12
TT - Hale 4 yd pass from Harrell (Carona kick), 3:53
TT - Crabtree 29 yd pass from Harrell (Carona kick), 0:44

THIRD QUARTER

KS - Freeman 3 yd run (Rossman kick), 8:45
TT - Leong 7 yd pass from Harrell (Carona kick), 4:34

FOURTH QUARTER

TT - Harrell 1 yd run (Carona kick), 13:45
TT - Batch 9 yd run (Carona kick), 12:01
KS - Pierce 18 yd blocked put return (Rossman kick), 4:22

TEAM STATISTICS	KS	TT
FIRST DOWNS	18	33
YARDS RUSHING	113	136
YARDS PASSING	183	490
Comp-Att-Int.....	115-31-0	42-60-1
TOTAL YARDS	296	626
Fumbles: No-Lost	2-2	0-0
Penalties: No-Yards.....	2-10	6-38
Punts-Avg	4-33.8	1-0
Punt Ret: No-Yds-TD	1-33-1	2-8-0
KO Ret: No-Yds-TD	6-145-0	1-25-0
INT: No-Yds-TD	1-6-0	0-0-0
Fum. Ret: No-Yds-TD	0-0-0	1-11-0
Third-Down	2 of 12	10 of 17
Possession Time	24:54	35:06
Sacks By: No-Yds	0-0	1-5
Field Goals	0-0	1-1

RUSHING: Kansas State - Brown, Lamark 25-81-0; Dold, Logan 1-5-0; Freeman, Josh 7-18-2; Coffman, Carson 2-25-0; Murphy, Deon 1-6-0. **Texas Tech** - Woods, Shannon 18-70-0; Batch, Baron 10-67-1; Harrell, Graham 1-1-1.

PASSING: Kansas State - Freeman, Josh 13-28-1 170; Coffman, Carson 2-3-0 13. **Texas Tech** - Harrell, Graham 38-51-6 454; Potts, Taylor 4-9-1 36.

RECEIVING: Kansas State - Murphy, Deon 4-42-0; Banks, Brandon 3-51-0; Brown, Lamark 3-11-0; Mastrud, Jeron 2-25-0; Quarles, Aubrey 2-21-0; Pierce, Ernie 1-33-1. **Texas Tech** - Crabtree, Michael 9-107-2; Morris, Eric 7-98-0; Lewis, Detron 6-71-0; Swindall, T. 4-65-0; James, Adam 4-36-0; Batch, Baron 3-29-0; Leong, Lyle 2-23-3; Franks, Jacoby 2-15-0; Britton, Edward 2-14-0; Woods, Shannon 1-28-0; Hale, R. 1-4-1.

GAME NO. 6

 KANSAS STATE	44
 TEXAS A&M	30

Kyle Field • College Station, Texas
Oct. 11, 2008 • Attendance: 78,669

COLLEGE STATION, Texas (AP)— Josh Freeman completed 21 of 26 passes and ran for four touchdowns as Kansas State snapped its five-game losing streak to Texas A&M with a 44-30 win.

Courtney Herndon returned a blocked punt for a touchdown for the Wildcats (4-2, 1-1 Big 12), who moved the ball at will in the first half and led 27-10 at the break.

Sophomore quarterback Jerrod Johnson tried to rally the Aggies, but the comeback stalled when Kansas State's defense stuffed Jorvorskie Lane twice at the goal line midway through the fourth quarter. Freeman led a 98-yard drive the other way and sealed the win on a short touchdown run with 4:37 left.

The Wildcats found the end zone on their opening drive for the fourth time this season. Freeman threw a 32-yard pass to Brandon Banks before scoring on a 12-yard run just over three minutes into the game. A&M's first drive stalled at the Kansas State 9 and Randy Bullock kicked a 26-yard field goal.

Kansas State forced a punt by Justin Brantly, which was blocked by linebacker Reggie Walker. Herndon's touchdown made it 13-3. The Wildcats have returned four blocked punts for touchdowns this season. The Wildcats glided down the field again on their next possession. Logan Dold finished the drive with a 4-yard TD run.

Brooks Rossman kicked a 49-yard field goal for Kansas State in the third quarter. Johnson took the Aggies on a 12-play drive over the next five minutes and finished it with a 5-yard touchdown run. Bullock missed the extra-point attempt.

GAME 6 • SCORE BY QUARTERS	1	2	3	4	F
Kansas State	7	20	3	14	— 44
Texas A&M	3	7	6	14	— 30

SCORING SUMMARY

FIRST QUARTER

KS - Freeman 12 yd run (Rossman kick), 11:45
TAMU - Bullock 26 yd field goal, 4:44

SECOND QUARTER

KS - Herndon 10 yd blocked punt return (Rossman kick failed), 14:47
KS - Dold 4 yd run (Rossman kick), 7:39
KS - Freeman 11 yd run (Rossman kick), 4:20
TAMU - Lane 1 yd run (Bullock kick), 1:20

THIRD QUARTER

KS - Rossman 49 yd field goal, 7:53
TAMU - Johnson 5 yd run (Bullock kick failed), 2:43

FOURTH QUARTER

KS - Freeman 1 yd run (Rossman kick), 4:37
TAMU - Goodson 23 yd pass from Johnson (Bullock kick), 3:30
KS - Freeman 4 yd run (Rossman kick), 1:14
TAMU - Tannehill 55 yd pass from Johnson (Bullock kick), 0:31



TEAM STATISTICS	KS	TAMU
FIRST DOWNS	30	25
YARDS RUSHING	215	125
YARDS PASSING	234	419
Comp-Att-Int.....	21-26-0	29-41-0
TOTAL YARDS	449	544
Fumbles: No-Lost	2-1	1-1
Penalties: No-Yards.....	2-25	9-65
Punts-Avg	1-42.0	2-29.0
Punt Ret: No-Yds-TD	2-15-1	1-10-0
KO Ret: No-Yds-TD	2-32-0	4-81-0
INT: No-Yds-TD	0-0-0	0-0-0
Fum. Ret: No-Yds-TD	1-10-0	0-0-0
Third-Down	9 of 12	8 of 15
Possession Time	32:15	27:45
Sacks By: No-Yds	4-12	2-11
Field Goals	1-1	1-1

RUSHING: Kansas State - Dold, Logan 21-115-1; Freeman, Josh 18-95-4; Valentine, Keithen 3-11-0; Murphy, Deon 2-0-0. **Texas A&M** - Johnson, Jerrod 17-68-1; Goodson, Mike 6-36-0; Gray, Cyrus 3-17-0; Lane, Jorvorskie 3-2-1; Smith, Deondra 1-2-0.

PASSING: Kansas State - Freeman, Josh 21-26-0 234. **Texas A&M** - Johnson, Jerrod 29-41-0 249.

RECEIVING: Kansas State - Quarles, Aubrey 9-102-0; Mastrud, Jeron 5-43-0; Banks, Brandon 4-59-0; Murphy, Deon 1-15-0; Valentine, Keithen 1-8-0; Dold, Logan 1-7-0. **Texas A&M** - Tannehill, Ryan 12-210-1; Fuller, Jeff 7-78-0; McCoy, Jamie 4-43-0; Morrow, Howard 2-42-0; Goodson, Mike 2-30-1; Gray, Cyrus 2-16-0.

GAME NO. 7

 KANSAS STATE	13
 COLORADO	14

Folsom Field • Boulder, Colo.
Oct. 18, 2008 • Attendance: 52,099

BOULDER, Colo. (AP)—Kansas State came up one point shy of recording its second-straight Big 12 Conference road win as Colorado edged the Wildcats, 14-3, at Folsom Field.

Although Cody Hawkins mostly handed off to Rodney Stewart (29 carries for 141 yards), he also hit J.R. Smith for 22 yards on third-and-15 from his own 29 on the game-clinching drive.

His fourth-and-4 pass to Smith, however, fell incomplete and Kansas State took over at its own 31 with 59 seconds remaining.

Josh Freeman's fourth-down desperation heave to Brandon Banks at the Buffs' 20-yard line was broken up by free safety Ryan Walters on the last play of the game.

Hansen finished a modest 7-of-14 for 71 yards with one TD and one interception, but he also ran 19 times for 86 yards, bringing a dimension that Hawkins doesn't have. Hawkins was 6-of-11 for 35 yards. Trailing 6-0 and in need of a spark to break out of their monthlong slump, Hansen entered the game and promptly fumbled his first snap out of bounds. But on third-and-12 from his 28, Hansen gained 13 yards on a draw play and suddenly the Buffs, who snapped a three-game skid, had the momentum.

He drove them to the Kansas State 4, where Hawkins re-entered and handed off to Stewart, who ran into the end zone to give Colorado a 7-6 lead.

The next time Hansen drove the Buffs downfield, Hawkins stayed on the sideline and Hansen hit Scotty McKnight with a 21-yard touchdown pass down the left sideline for a 14-6 lead.

Brooks Rossman kicked field goals of 37 and 53 yards but was wide right from 47 yards and wide left from 42 in the first half. The Wildcats pulled to 14-13 when Freeman scored untouched on 17-yard keeper early in the third quarter.

Colorado had a chance to pad its slim lead but Aric Goodman's 47-yard field goal try sailed wide right at the last moment. Goodman's 48-yard attempt in the first half was blocked by Ian Campbell, Kansas State's seventh block in seven games, best in the nation.

GAME 7 • SCORE BY QUARTERS	1	2	3	4	F
Kansas State	6	0	7	0	— 13
Colorado	0	14	0	0	— 38

SCORING SUMMARY

FIRST QUARTER

KS - Rossman 37 yd field goal, 12:05
KS - Rossman 53 yd field goal, 6:57

SECOND QUARTER

CU - Stewart 4 yd run (Goodman kick), 12:25
CU - McKnight 21 yd pass from Hansen (Goodman kick), 6:19

THIRD QUARTER

KS - Freeman 17 yd run (Rossman kick), 10:49

TEAM STATISTICS



	KS	CU
FIRST DOWNS	15	24
YARDS RUSHING	112	247
YARDS PASSING	237	106
Comp-Att-Int	20-41-0	13-25-1
TOTAL YARDS	349	353
Fumbles: No-Lost	2-2	2-1
Penalties: No-Yards	9-84	6-54
Punts-Avg	5-36.6	6-37.5
Punt Ret: No-Yds-TD	5-29-0	2-9-0
KO Ret: No-Yds-TD	1-17-0	3-66-0
INT: No-Yds-TD	1-1-0	0-0-0
Fum. Ret: No-Yds-TD	1-(-2)-0	0-0-0
Third-Down	3 of 15	7 of 17
Possession Time	23:39	36:21
Sacks By: No-Yds	2-7	1-10
Field Goals	2-4	0-2

RUSHING: Kansas State - Dold, Logan 13-47-0; Freeman, Josh 7-42-1; Snipes, Attrail 1-27-0. Colorado - Stewart, Rodney 29-141-1; Hansen, Tyler 19-86-0; Scott Darrell 6-11-0; Smith, Josh 2-9-0; Sumler, Demetrius 1-0-0.

PASSING: Kansas State - Freeman, Josh 20-41-0 237. Colorado - Hansen, Tyler 7-14-1 71; Hawkins, Cody 6-11-0 35.

RECEIVING: Kansas State - Banks, Brandon 5-95-0; Masturd, Jeron 5-42-0; Murphy, Deon 4-47-0; Alstatt, Brett 2-15-0; Quarles, Aubrey 2-11-0; Pierce, Ernie 1-17-0; Dold, Logan 1-10-0. Colorado - Geer, Riar 4-12-0; McKnight, Scotty 3-32-1; Behrens, Jake 2-19-0; Williams, Patrick 2-14-0; Smith, Josh 1-22-0; Crawford, Cody 1-7-0.

GAME NO. 8

 #4 OKLAHOMA	58
 KANSAS STATE	35

Bill Snyder Family Stadium • Manhattan, Kan.
Oct. 25, 2008 • Attendance: 47,054

MANHATTAN, Kan. (AP)—DeMarco Murray racked up 167 total yards and four touchdowns, and No. 4 Oklahoma sustained a 21-point Kansas State rally in the highest-scoring first half in school history to beat the Wildcats 58-35 on Saturday.

Josh Freeman threw for a career-high 478 yards for K-State, with all three of his touchdown passes coming as the Wildcats charged back to tie it at 28. But with 8 minutes left in the half, the Sooners found time to score four touchdowns.

Bradford, who came in completing 71 percent of his passes, went only 13-for-32 for 255 yards. The 40 percent completion rate was the lowest of his career and only the second time more than half of his passes were incomplete. Oklahoma looked as if it might cruise after snuffing out K-State's deceptive on-side kick attempt after its first touchdown. After tailback Logan Dold threw an 8-yard touchdown pass to Deon Murphy on a trick play, kicker Brooks Rossman took a designed fall on his approach to the tee and backup Jared Parker kicked the ball instead.

Freeman rallied K-State back with touchdown passes on three straight drives — a 77-yarder to Brandon Banks, a 29-yarder to Jeron Mastrud and a 9-yarder to Murphy—to tie it up. Freeman's second touchdown pass pushed him past Eli Roberson's school record for TDs in a career. Freeman now has 38 career touchdown passes and his passing total ranked only behind Chad May's 489 yards.

GAME 8 • SCORE BY QUARTERS	1	2	3	4	F
Oklahoma	28	27	0	3	— 58
Kansas State	14	14	7	0	— 35

SCORING SUMMARY

FIRST QUARTER

OU - Murray 3 yd run (Stevens kick), 10:34
OU - Bradford 1 yd run (Stevens kick), 7:16
KS - Murphy 8 yd pass from Freeman (Rossman kick), 5:48
OU - Murray 15 yd pass from Bradford (Stevens kick), 5:25
OU - Brown 11 yd run (Stevens kick), 3:08
KS - Banks 77 yd pass from Freeman (Rossman kick), 2:12

SECOND QUARTER

KS - Mastrud 29 yd pass from Freeman (Rossman kick), 13:55
KS - Murphy 9 yd pass from Freeman (Rossman kick), 8:00
OU - Murray 10 pass from Bradford (Stevens kick), 6:26
OU - Gresham 29 pass from Bradford (Stevens kick), 4:27
OU - Murray 4 yd run (Stevens kick), 2:42
OU - Broyles 68 yd punt return (Stevens kick), 1:23

THIRD QUARTER

KS - Dold 5 yd run (Rossman kick), 5:29

FOURTH QUARTER

OU - Stevens 21 yd field goal, 12:46

TEAM STATISTICS

	OU	KS
FIRST DOWNS	23	23
YARDS RUSHING	273	64
YARDS PASSING	255	486
Comp-Att-Int	13-32-0	30-52-3
TOTAL YARDS	528	550
Fumbles: No-Lost	1-1	3-2
Penalties: No-Yards	8-51	4-26
Punts-Avg	7-27.0	4-40.2
Punt Ret: No-Yds-TD	3-79-1	1-6-0
KO Ret: No-Yds-TD	1-37-0	9-232-0
INT: No-Yds-TD	3-65-0	0-0-0
Fum. Ret: No-Yds-TD	2-9-0	1-3-0
Third-Down	4 of 14	5 of 16
Possession Time	26:48	33:12
Sacks By: No-Yds	3-21	0-0
Field Goals	1-1	0-1

RUSHING: Kansas State - Dold, Logan 13-46-1; Freeman, Josh 13-23-0; Murphy, Deon 1-(-2)-0; Bell, Dee 5-(-3)-0. Oklahoma - Brown, Chris 20-142-1; Murray, DeMarco 17-104-2; Madu, Mossis 7-26-0; Bradford, Sam 1-1-1.

PASSING: Kansas State - Freeman, Josh 29-51-3 478; Dold, Logan 1-1-0 8. Oklahoma - Bradford, Sam 13-32-0 255.

RECEIVING: Kansas State - Pierce, Ernie 1-176-0; Murphy, Deon 7-94-2; Banks, Brandon 5-145-1; Dold, Logan 4-29-0; Mastrud, Jeron 2-36-1; Bell, Dee 1-6-0. Oklahoma - Murray, DeMarco 4-63-2; Gresham, Jermaine 3-44-1; Iglesias, Juaquin 2-62-0; Chaney, Quentin 2-55-0; Broyles, Ryan 2-31-0.

GAME NO. 9

 KANSAS STATE	21
 KANSAS	52

Memorial Stadium • Lawrence, Kan.
November 1, 2008 • Attendance: 52,230

LAWRENCE, Kan. (AP)—Lamarck Brown rushed for three scores but Jake Sharp had 257 total yards and tied a school record with four touchdowns, as Kansas defeated Kansas State 52-21 on Saturday.

Kansas (6-3, 3-2 Big 12) was reeling after giving up more than 1,200 yards in losses to Oklahoma and Texas Tech the previous two weeks. The Jayhawks bounced back quickly, defeating Kansas State (4-5, 1-4) in the 106th meeting between the in-state rivals. Kansas ran for six touchdowns and harassed Kansas State quarterback Josh Freeman into four turnovers, giving him 14 during Kansas' first three-game winning streak in the Sunflower Showdown since 1988-90.

Brown was the only bright spot for Kansas State, scoring on runs of 4, 11 and 1 yards, though all three came after the game was out of reach. Freeman threw an interception on his third pass attempt of the game, the ball fluttering into the hands of Kansas' Russel Brorsen at the Jayhawks' 42 after he was hit from behind by defensive end Jake Laptad. Sharp scored 70 seconds later, bursting off right tackle on a 20-yard run.

Freeman finally got the Wildcats going late in the second quarter, converting a pair of fourth downs to get the Wildcats to the 1-yard line, only to lose the ball while trying to reach over the goal line. Kansas recovered and methodically marched 80 yards for a 15-yard touchdown run by quarterback Todd Reesing to go up 31-0. Freeman's third turnover of the first half came on a Hail Mary pass in the end zone after Kansas State knocked down Jacob Branstetter's 33-yard field goal try, it's nation-best eighth blocked kick of the season. Freeman also fumbled in the third quarter—Kansas State recovered—and threw his third interception in the fourth.

GAME 9 • SCORE BY QUARTERS	1	2	3	4	F
Kansas State	0	0	7	14	— 21
Kansas	21	10	14	7	— 52

SCORING SUMMARY

FIRST QUARTER

KU - Sharp 4 yd run (Branstetter kick), 10:55
KU - Sharp 20 yd run (Branstetter kick), 6:03
KU - Sharp 47 yd run (Branstetter kick), 3:00

SECOND QUARTER

KU - Branstetter 33 yd field goal, 11:56
KU - Reesing 15 yd run (Branstetter kick), 1:24

THIRD QUARTER

KS - Brown 3 yd run (Rossman kick), 8:04
KU - Briscoe 3 yd pass from Reesing (Branstetter kick), 4:25
KU - Sharp 2 yd run (Branstetter kick), 1:54

FOURTH QUARTER

KS - Brown 11 yd run (Rossman kick), 13:18
KU - Quigley 7 yd run (Branstetter kick), 10:41
KS - Brown 1 yd run (Rossman kick), 0:39

TEAM STATISTICS	KS	KU
FIRST DOWNS	19	26
YARDS RUSHING	91	280
YARDS PASSING	264	189
Comp-Att-Int.....	26-41-3	15-25-1
TOTAL YARDS	355	469
Fumbles: No-Lost	3-2	1-0
Penalties: No-Yards.....	9-98	4-40
Punts-Avg	3-41.7	1-32.0
Punt Ret: No-Yds-TD	1-11-0	3-14-0
KO Ret: No-Yds-TD	6-138-0	2-31-0
INT: No-Yds-TD	1-2-0	3-13-0
Fum. Ret: No-Yds-TD	0-0-0	0-0-0
Third-Down	7 of 15	8 of 12
Possession Time	31:47	28:13
Sacks By: No-Yds	1-8	3-16
Field Goals	0-0	1-2

RUSHING: Kansas State - Brown, Lamarck 21-68-3; Freeman, Josh 9-27-0; Murphy, Deon 1-4-0; Coffman, Carson 1-(-8)-0. Kansas - Sharp, Jake 21-181-4; Reesing, Todd 9-47-1; Quigley, Angus 6-28-1; Crawford, Jocques 4-22-0; Meier, Kerry 1-2-0.

PASSING: Kansas State - Freeman, Josh 22-37-3 207; Coffman, Carson 4-4-0 57. Kansas - Reesing, Todd 14-23-1 162; Meier, Kerry 1-1-0 27; Lawrence, Tyler 0-1-0 0.

RECEIVING: Kansas State - Banks, Brandon 9-70-0; Mastrud, Jeron 5-74-0; Murphy, Deon 3-45-0; Quarles, Aubrey 3-45-0; Brown, Lamarck 3-17-0; Pierce, Ernie 2-4-0; Alstatt, Brett 1-9-0. Kansas - Sharp, Jake 5-76-0; Wilson, Johnathan 4-33-0; Briscoe, Dezmon 3-40-1; Meier, Kerry 3-40-0.

GAME NO. 10

 KANSAS STATE	24
 MISSOURI	41

Faurot Field • Columbia, Mo.
November 8, 2008 • Attendance: 68,349

COLUMBIA, Mo. (AP)—Jeremy Maclin scored three touchdowns and totaled 278 all-purpose yards, helping No. 13 Missouri shake off a slow start and beat Kansas State 41-24 Saturday.

Kansas State (4-6, 1-5) has lost five of six under head coach Ron Prince, the latest setback coming only three days after Prince was fired effective at the end of the season.

It was a familiar feeling of helplessness for the Kansas State defense, burned by Maclin as a freshman last year for three touchdowns and a school-record 360 yards total offense in Manhattan, Kan. Maclin entered the game averaging 189.67 all-purpose yards, second in the nation.

The Tigers got a strong effort from their lightly regarded defense to beat Kansas State for the third straight time after losing 13 in a row to the Wildcats.

Kansas State scored twice—Brandon Banks' 93-yard run and a 3-yard touchdown pass from Carson Coffman to Banks—in the final 1:11 to make the final appear respectable.

Blair Irvin's interception ended Missouri's first possession after only two plays, and the second drive netted one first down.

GAME 10 • SCORE BY QUARTERS	1	2	3	4	F
Kansas State	0	3	7	14	— 24
Missouri	7	17	3	14	— 41

SCORING SUMMARY

FIRST QUARTER

MU - Washington 6 yd run (Wolfert kick), 3:41

SECOND QUARTER

MU - Wolfert 32 yd field goal, 6:33
MU - Maclin 42 yd pass from Daniel (Wolfert kick), 3:16
MU - Maclin 16 yd pass from Daniel (Wolfert kick), 1:30
KS - Rossman 43 yd field goal, 0:00

THIRD QUARTER

MU - Wolfert 24 yd field goal, 11:27
KS - Freeman 6 yd run (Rossman kick), 0:25

FOURTH QUARTER

MU - Maclin 56 yd run (Wolfert kick), 14:51
MU - Perry 13 yd pass from Patton (Wolfert kick), 6:33
KS - Banks 93 yd run (Rossman kick), 1:11
KS - Banks 4 yd pass from Coffman (Rossman kick), 0:22

TEAM STATISTICS	KS	MU
FIRST DOWNS	17	27
YARDS RUSHING	194	221
YARDS PASSING	169	290
Comp-Att-Int.....	22-42-1	26-40-2
TOTAL YARDS	363	511
Fumbles: No-Lost	1-1	0-0
Penalties: No-Yards.....	10-77	7-60
Punts-Avg	9-33.3	7-37.8
Punt Ret: No-Yds-TD	3-3-0	4-25-0
KO Ret: No-Yds-TD	7-159-0	2-57-0
INT: No-Yds-TD	2-0-0	1-12-0
Fum. Ret: No-Yds-TD	0-0-0	0-0-0
Third-Down	5 of 17	5 of 13
Possession Time	27:15	32:45
Sacks By: No-Yds	1-22	1-17
Field Goals	1-1	2-2

RUSHING: Kansas State - Banks, Brandon 2-95-1; Freeman, Josh 14-56-1; Brown, Lamarck 12-32-0; Coffman, Carson 2-15-0; Purvis, Tony 1-3-0; Dold, Logan 1-2-0. Missouri - Maclin, Jeremy 4-84-1; Washington, Derrick 17-73-1; Moore, De'Vion 3-18-0; Patton, Chase 1-11-0; Scott, Shawn 1-7-0; Gabbert, Blaine 2-2-0; Daniel, Chase 4-(-22)-0.

PASSING: Kansas State - Freeman, Josh 18-36-0 121; Coffman, Carson 4-6-1 48. Missouri - Daniel, Chase 24-36-2 271; Patton, Chase 1-2-0 13; Gabbert, Blaine 1-2-0 6.

RECEIVING: Kansas State - Banks, Brandon 9-34-1; Murphy, Deon 4-41-0; Brown, Lamarck 4-23-0; Mastrud, Jeron 3-34-0; Quarles, Aubrey 1-29-0; Pierce, Ernie 1-8-0. Missouri - Maclin, Jeremy 8-188-2; Saunders, Tommy 6-62-0; Alexander Dana 4-43-0; Perry, Jared 3-41-1; Washington, Derrick 2-13-0; Jones, Andrew 2-7-0; Jackson Jerrel 1-6-0.

THE LAST TIME...

RUSHING/PASSING/RECEIVING

Two 100-yd rushers	James Johnson (127) and Leon Patton (112) at Missouri, 10/21/06
Two 100-yard receivers	Ernie Pierce (176) and Brandon Banks (145) vs. Oklahoma, 10/25/08
Two 100-yard rushers & 100-yard receiver	Ell Roberson (145 rush)/Darren Sproles (175 rush) & James Terry (116 rec) vs. California, 8/23/03
100-yard rusher & 100-yard receiver	James Johnson (129) & Jordy Nelson (125)/Deon Murphy (406) at Nebraska, 11/10/07
100-yard rusher, 100-yard receiver & 300-yard passer	James Johnson (129 rush), Jordy Nelson (125 rec)/Deon Murphy (106 rec) & Josh Freeman (320 pass) at Nebraska, 11/10/07
300 yards passing & 100 yards rushing	Michael Bishop (341 pass, 101 rush) vs Texas A&M, 12/5/98
QB with 100+ yds passing/rushing	Allen Webb (103 rush/140 pass) at Colorado, 11/13/04

RUSHING

25+ rushing attempts	25, Lamark Brown vs. Texas Tech, 10/4/08
30+ rushing attempts	30, Allan Evridge at Nebraska, 11/12/05
40+ rushing attempts	42, Darren Sproles vs. Western Kentucky, 9/4/04
100+ yards rushing	115, Logan Dold at Texas A&M, 10/11/08
150+ yards rushing	172, James Johnson vs. Missouri, 10/17/07
200+ yards rushing	292, Darren Sproles vs. Louisiana-Lafayette, 9/18/04
Consec. 100-yard games	2, James Johnson, two times 129, at Nebraska, 11/10/07; 172 vs. Missouri, 11/17/07
Consec. 150-yard games	2, Thomas Clayton 177, vs. Florida International, 9/3/05; 152, at Marshall, 9/10/05
Consec. 175-yard games	2, Darren Sproles 273, vs. Missouri, 11/22/2003; 235, vs. Oklahoma, 12/6/03
Consecutive 200-yard games	2, Darren Sproles 273, vs. Missouri, 11/22/2003; 235, vs. Oklahoma, 12/6/03
Consecutive 225-yard games	2, Darren Sproles 273, vs. Missouri, 11/22/2003; 235, vs. Oklahoma, 12/6/03
50-yard+ run	93t, Brandon Banks vs. Missouri, 11/9/08
70-yard+ run	93t, Brandon Banks vs. Missouri, 11/9/08
80-yard+ run	93t, Brandon Banks vs. Missouri, 11/9/08
90-yard+ run	93t, Brandon Banks vs. Missouri, 11/9/08
3+ rushing TDs	3, Lamark Brown at Kansas, 11/1/08
4+ rushing TDs	4, Josh Freeman at Texas A&M, 10/11/08
5+ rushing TDs	5, Jonathan Beasley vs. North Texas, 9/23/00

PASSING

30+ attempts	36, Josh Freeman at Missouri, 11/8/08
40+ attempts	51, Josh Freeman vs. Oklahoma, 10/25/08
50+ attempts	51, Josh Freeman vs. Oklahoma, 10/25/08
20+ completions	22, Josh Freeman at Kansas, 11/1/08
25+ completions	29, Josh Freeman vs. Oklahoma, 10/25/08
30+ completions	36, Josh Freeman at Oklahoma State, 10/20/07
3+ TD passes	3, Josh Freeman vs. Oklahoma, 10/25/08
4+ TD passes	4, Ell Roberson vs. Oklahoma, 12/6/03
300+ yards passing	478, Josh Freeman vs. Oklahoma, 10/25/08
400+ yards passing	478, Josh Freeman vs. Oklahoma, 10/25/08
Consecutive 250-yard+ games	3, Josh Freeman 288, vs. Montana State, 9/6/08; 313 at Louisville, 9/17/08; 272 vs. Louisiana, 9/27/08
Consecutive 300-yard games	2, Josh Freeman 347, at Iowa State, 11/3/07; 320, at Nebraska, 11/10/07
50-yard+ completion	61, Josh Freeman to Ernie Pierce vs. Oklahoma, 10/25/08
70-yard+ completion	77t, Josh Freeman to Brandon Banks vs. Oklahoma, 10/25/08
80-yard+ completion	80t, A. Evridge to J. Nelson at Texas Tech, 10/15/05
90-yard+ completion	97t, M. Bishop to A. Lockett vs. La-Monroe, 9/26/98

RECEIVING

10+ receptions	11, Ernie Pierce vs. Oklahoma, 10/25/08
3+ TD receptions	3, Jordy Nelson at Oklahoma State, 10/20/07
100+ receiving yards	176, Ernie Pierce and 145, Brandon Banks vs. Oklahoma, 10/25/08
125+ receiving yards	176, Ernie Pierce and 145, Brandon Banks vs. Oklahoma, 10/25/08
150+ receiving yards	176, Ernie Pierce vs. Oklahoma, 10/25/08
175+ receiving yards	176, Ernie Pierce vs. Oklahoma, 10/25/08
200+ receiving yards	214, Jordy Nelson at Iowa State, 11/3/07
Consecutive 100-yard games	2, Brandon Banks 153 at Louisville, 9/17/08 and 127 vs. Louisiana, 9/27/08
3+ Consecutive 100-yard games	4, Jordy Nelson 176 at OSU, 10/20/07; 105 vs. BU, 10/27/07; 214 at ISU (11/3/07); 125 at NU, 11/10/07

TEAM

300+ yards rushing	305, vs. North Texas, 9/24/05
400+ yards rushing	415, vs. Nebraska, 11/16/02
Less than 10 yards net rushing	1, vs. Oklahoma, 11/16/04
Negative net rushing	(-12), vs. Texas Tech, 8/31/96
400+ yards passing	481, vs. Montana State, 9/6/08
500+ yards total offense	486, vs. Oklahoma, 10/25/08
600+ yards total offense	658, vs. North Texas, 9/24/05
Consec. gms, 500+ total yards	502, at Iowa State, 11/8/03 561, at Nebraska, 11/15/03
4 consec. gms, 500+ total yards	573, vs. ISU, 10/24/98; 566, at KU, 10/31/98 518, at Baylor, 11/7/98; 512, vs. Nebraska, 11/14/98
<200 yards total offense	182, vs. Kansas, 10/9/05
<100 yards total offense	86, vs. Nebraska 10/5/96
30+ first downs	30, at Texas A&M, 10/11/08
35+ first downs	37, vs. Iowa State, 10/24/98
<10 first downs	8, vs. Nebraska, 10/5/96
40+ points	44, at Texas A&M, 10/11/08
50+ points	69, vs. Montana State, 9/6/08
60+ points	69, vs. Montana State, 9/6/08
70+ points	76, vs. Ball State, 9/16/00
100+ yards in penalties	162 (16 pen.) vs. Missouri State, 9/15/07
5+ fumbles lost	5, vs. Southern California, 9/21/02
Scored a safety	vs. Missouri, 11/19/05
Scored two safeties	at Nebraska, 11/12/05
Scored two safeties in a quarter	at Nebraska (third quarter), 11/12/05
Allowed a safety	vs. Texas A&M (punt), 10/22/05
Forced five or more turnovers	7, vs. Baylor, 10/27/07
Forced three or more fumbles	4, vs. Baylor, 10/27/07
Committed five turnovers	5, at Kansas, 11/1/08
Committed six turnovers	6, at Kansas, 11/18/06
Recovered an on-side kick	Aubrey Quarles at Missouri, 11/9/08
Shutout	vs. Florida Atlantic (45-0), 9/9/06
Shutout on road	at Iowa State (45-0), 11/8/03
Shutout vs. conference opponent	at Iowa State (45-0), 11/8/03
Shutout by, first half	at Kansas, 11/1/08
Shutout by, second half	at Colorado, 10/18/08
Shutout by, game	at Colorado (12-0), 11/19/96
Overtime game	vs. Texas A&M, 12/5/98 (L, 33-36 - 2ot)
Come-from-behind win	vs. Oklahoma State, 10/7/06 (17-27, fourth quarter)

MISCELLANEOUS

300+ yds individual total offense	501, Josh Freeman (478 pass, 23 rush) vs. Oklahoma, 10/25/08
400+ yds individual total offense	501, Josh Freeman (478 pass, 23 rush) vs. Oklahoma, 10/25/08

THE LAST TIME...

300+ all-purpose yards	301, Leon Patton, vs. Oklahoma State, 10/7/06 (151 rush, 33 receiving, 117 kickoff return)
6+ TDs responsible for	6, Jonathan Beasley (4 pass, 2 rush) at Oklahoma State, 10/23/99
4+ TDs scored	4, Josh Freeman (4 rush) at Texas A&M, 10/11/08
3+ field goals	3, Brooks Rossman vs. Baylor, 10/27/07
4+ field goals	4, Brooks Rossman vs. Colorado, 10/13/07
5+ field goals	5, Jamie Rheem vs. Texas, 10/2/99
7+ PATs	7, Joe Rheem vs. McNeese State, 9/6/03
8+ PATs	8, Joe Rheem at Kansas, 11/2/02
9+ PATs	9, Brooks Rossman vs. Montana State, 9/6/08
50-yd+ FG	53, Brooks Rossman at Colorado, 10/18/08
60-yd+ FG	65, Martin Gramatica vs. N. Illinois, 9/26/98
15+ tackles	15, Ted Sims at Texas, 10/4/03
5+ tackles for loss	5.0, Ian Campbell vs. Illinois State, 9/2/06
3+ sacks	3.0, Ian Campbell vs. Illinois State, 9/2/06
2+ interceptions	2, Chris Carney vs. Kansas, 10/6/07
TD on an INT return	Ian Campbell (41 yards) at Texas, 9/29/07
TD on fumble return (def)	Courtney Herndon (43 yards) vs. Montana State, 9/6/08
TD on fumble return (special teams)	Byron Garvin (9 yards) vs. Illinois State, 9/2/06
TD on fumble return (off)	Tony Madison (0 yards) vs. Fresno State, 9/11/04
TD on punt return	Courtney Herndon (10 yards) at Texas A&M, 10/11/08
Consecutive games w/punt return TD	2, Aaron Lockett vs. Louisiana Tech (69 yards), 9/2/2000; vs. Ball State (84 yards), 9/16/00
3 Consec. gms w/punt return TD	3, David Allen vs. Indiana State (63 yards), 9/5/98 vs. Northern Illinois (69 yards), 9/12/98; vs. Texas (93 yards), 9/19/98
TD on kickoff return	James Johnson (85 yards) at Texas, 9/29/07
TD on KO return to start game	Justin McKinney (88 yards) vs. Florida Atlantic, 9/9/06
2-point conversion	Josh Freeman, at Louisville, 9/17/08
Blocked field goal	Ian Campbell, at Kansas, 11/1/08
TD on blocked field goal	Randy Jordan (93 yards) at Baylor, 11/16/02
Blocked punt	Reggie Walker, at Texas A&M, 10/11/08
TD on blocked punt	Courtney Herndon (10 yards) at Texas A&M, 10/11/08
Blocked extra point	Payton Kirk vs. Texas Tech, 10/4/08
Defensive extra point	Terence Newman (90-yd DXP kick return) vs. Southern California, 9/21/02
2+ blocked kicks, game	2, Rashad Washington vs. Colorado, 2 punts, 10/18/03
Largest deficit overcome	21 points (school record - 3 times) vs. Iowa State (7-28, 3rd qtr), 9/25/99; vs. Oklahoma State (0-21, 2nd qtr), 10/23/99, at Missouri (0-21, 2nd qtr), 11/06/04

OPPONENTS

RUSHING

30+ rushing attempts	36, Adrian Peterson (Oklahoma), 10/16/04
100+ yards rushing	181, Jake Sharp (Kansas), 11/1/08
150+ yards rushing	181, Jake Sharp (Kansas), 11/1/08
200+ yards rushing	201, Jon Cornish (Kansas), 11/18/06
300+ yards rushing	320, Barry Sanders (Oklahoma State), 10/29/88
Two 100-yard rushers	Victor Anderson (183) / Brock Bolen (106) (Louisville), 9/17/08
60-yard+ run	69t, Tyrell Fenroy (Louisiana), 9/27/08
70-yard+ run	80t, Jerry Babb (Louisiana-Lafayette), 9/18/04
80-yard+ run	80t, Jerry Babb (Louisiana-Lafayette), 9/18/04
85-yard+ run	85t, Chris Brown (Colorado), 10/5/02
90-yard+ run	91, David Thompson (Okla. State), 11/18/95
3+ rushing TDs	4, Jake Sharp (Kansas), 11/1/08

PASSING

40+ attempts	41, Jerrod Johnson (Texas A&M), 10/11/08
60+ attempts	65, Cody Hodges (Texas Tech), 10/15/05
20+ completions	24, Chase Daniel (Missouri), 11/8/08
25+ completions	29, Jerrod Johnson (Texas A&M), 10/11/08
30+ completions	38, Graham Harrell (Texas Tech), 10/4/08
40+ completions	44, Cody Hodges (Texas Tech), 10/15/05
3+ TD passes	3, Sam Bradford (Oklahoma), 10/25/08
4+ TD passes	6, Graham Harrell (Texas Tech), 10/4/08
250+ yards passing	271, Chase Daniel (Missouri), 11/8/08
300+ yards passing	419, Jerrod Johnson (Texas A&M), 10/11/08
350+ yards passing	419, Jerrod Johnson (Texas A&M), 10/11/08

RECEIVING

10+ receptions	12, Ryan Tannehill (Texas A&M), 10/11/08
100+ receiving yards	118, Jeremy Maclin (Missouri), 11/8/08
125+ receiving yards	210, Ryan Tannehill (Texas A&M), 10/11/08
150+ receiving yards	210, Ryan Tannehill (Texas A&M), 10/11/08
200+ receiving yards	210, Ryan Tannehill (Texas A&M), 10/11/08
60-yard+ reception	75t, Shawn Bell to Trent Shelton (Baylor), 9/30/06
70-yard+ reception	75t, Shawn Bell to Trent Shelton (Baylor), 9/30/06
90-yard+ reception	94t, Jeremy Bloom from Robert Hodge (Colorado), 10/5/02
2+ TD catches	2, Jeremy Maclin (Missouri), 11/8/08

TEAM

<10 yards net rushing	minus 37, Baylor, 10/26/02
<20 yards net rushing	13, Baylor, 10/27/06
<50 yards net rushing	13, Baylor, 10/27/07
300+ yards rushing	335, Louisiana, 9/27/08
400+ yards rushing	518, Colorado, 11/18/89
500+ yards rushing	518, Colorado, 11/18/89
700+ yards rushing	768, Oklahoma, 10/15/88
<10 yards net passing	5, Ball State, 9/16/00
300+ yards passing	419, Texas A&M, 10/11/08
350+ yards passing	419, Texas A&M, 10/11/08
500+ yards total offense	511, Missouri (290 pass, 221 run), 11/8/08
400+ yards total offense	511, Missouri (290 pass, 221 run), 11/8/08
<200 yards total offense	191, Montana State (83 108 pass), 9/6/08
<150 yards total offense	142, Marshall (50 rush, 92 pass), 9/16/06
<100 yards total offense	53, Ball State (46 rush, 5 pass), 9/16/00
30+ first downs	33, Texas Tech (9r, 6p, 1pn), 10/4/08
<10 first downs	8, Marshall (3r, 3p, 2pn), 9/16/06
<5 first downs	4, North Texas (3r, 0p, 1pn), 9/23/00
40+ points	41, Missouri, 11/8/08
50+ points	52, Kansas, 11/1/08
60+ points	73, Nebraska, 11/10/07
70+ points	73, Nebraska, 11/10/07
100 yards in penalties	103, Baylor, 10/27/07
Blocked punt	Missouri, 11/8/08
Blocked extra point	Missouri, 11/17/07
Blocked field goal	Louisville, 9/23/06
TD on interception return	Anthony Webb (Kansas), 42 yds, 11/18/06
TD on punt return	Ryan Broyles (Oklahoma), 68 yds, 10/25/08
TD on kickoff return	Jeremy Maclin, Missouri, 99 yds, 11/17/07
TD on fumble return	Antonio Coleman (Auburn), 34 yds, 9/1/07
TD on blocked punt	James Johnson (Marshall), 17 yds, 9/16/06
2-point conversion	Dahrran Diedrick run (Nebraska), 11/10/01
Defensive extra-point	Darrent Williams (85-yd DXP kick return), Okla. State, 10/12/02