

NEBRASKA

2020 FOOTBALL GAME NOTES



NEBRASKA (2-5) AT RUTGERS (3-5)

FRIDAY, DEC. 18, 2020 • 3 P.M. CT • PISCATAWAY, N.J.

SHI STADIUM • SURFACE: FIELDTURF



Nebraska completes its abbreviated 2020 regular season this weekend, when the Huskers take on Rutgers in the Big Ten's Champions Week matchup. The contest will be played at Rutgers' SHI Stadium on Friday, Dec. 18, with kickoff set for 3 p.m. Central (4 p.m. local time). The game will be televised on the Big Ten Network.

Nebraska comes into the Champions Week game with a 2-5 record following a 24-17 setback against Minnesota on Saturday in Lincoln. The Huskers fell behind by 10 points in the first quarter, but rallied to take a second-quarter lead. However, Nebraska could not get its offense moving in the second half and Minnesota controlled the clock to secure the victory.

The Huskers will be facing the Scarlet Knights for the first time since 2017, and making their first trip to Piscataway since a 2015 victory. Nebraska holds a 4-0 edge in the all-time series between the two schools, including a 3-0 mark since Rutgers joined the Big Ten in 2014.

Rutgers comes into the game with a 3-5 record, following a 27-24 overtime victory at Maryland on Saturday. The Scarlet Knights are one of the nation's most improved teams in 2020, posting three Big Ten wins after going winless in league play in 2018 and 2019.

Coach Greg Schiano is completing the first season of his second stint as Rutgers' head coach. Schiano guided Rutgers from 2001 to 2011, before moving on to the professional ranks. Schiano's team features a balanced offense that completes better than 63 percent of its passes. The Scarlet Knights have featured an opportunistic defense, forcing 15 turnovers in eight games this season.

THIS WEEK'S NUMBERS

8

Nebraska quarterback Adrian Martinez needs eight yards of total offense to become the fourth player in school history with 7,000 yards of total offense. Martinez trails only Tommy Armstrong Jr., Taylor Martinez and Eric Crouch on the all-time Husker list.

5

Sophomore receiver Wan'Dale Robinson needs five receptions to post the 15th 50-catch season in school history. Robinson has 24 catches over the past three weeks. His average of 6.4 receptions per game ranks 24th nationally.

10

Safety Deontai Williams has double-figure tackles in each of the past two games, including a career-high 12 stops at Purdue. The last Husker defensive back with double-figure tackles in three straight games was Corey Cooper in 2013 (UCLA, South Dakota State and Illinois).

2020 NEBRASKA FOOTBALL SCHEDULE

Oct. 24	@ #5 Ohio State*	FOX	L, 52-17	Nebraska picks up 210 yards on ground
Oct. 31	#9 Wisconsin*	FS1	Canceled	Home opener canceled for 2nd time in 3 years
Nov. 7	@ Northwestern*	BTN	L, 21-13	Huskers struggle in red zone in close loss
Nov. 14	Penn State*	FS1	W, 30-23	NU D holds PSU to 1 TD in 6 red zone trips
Nov. 21	Illinois*	FS1	L, 41-23	Huskers plagued by five turnovers in loss
Nov. 27	@ Iowa*	FOX	L, 26-20	Two late turnovers costly in close loss
Dec. 5	@ Purdue*	BTN	W, 37-27	First-quarter outburst carries Huskers to win
Dec. 12	Minnesota*	FS1	L, 24-17	Minus-2 turnover margin crucial in loss
Dec. 19	@ Rutgers*	BTN	3 p.m.	First meeting with Rutgers since 2017

All times Central; Home games in **bold**; *Big Ten Conference game

NEBRASKA

- 2020 Record: 2-5
- Last Game: Minnesota (L, 24-17)
- Streak: Lost 1
- AP Rank: Not Ranked
- Coaches Rank: Not Ranked
- Head Coach: Scott Frost
- Nebraska Record: 11-20 (3rd year)
- Career Record: 30-27 (5th year)
- Record vs. Rutgers: first meeting

RUTGERS

- 2020 Record: 3-5
- Last Game: at Maryland (W, 27-24, OT)
- Streak: Won 1
- AP Rank: Not Ranked
- Coaches Rank: Not Ranked
- Head Coach: Greg Schiano
- Rutgers Record: 71-72 (1st/12th year)
- College Career Record: Same
- Record vs. Nebraska: first meeting

SERIES HISTORY

- All-Time Series: Nebraska leads, 4-0
- As Big Ten Foes: Nebraska leads, 3-0
- In Piscataway: Nebraska leads, 1-0
- Last Game: Nebraska, 27-17 (9/23/17)
- Win Streak: Nebraska, 4 games

TV INFORMATION



- Play-by-Play: TBD
- Analyst: TBD
- Fox Sports App

RADIO INFORMATION



- Play-by-Play: Greg Sharpe
- Analysis: Matt Davison
- Sidelines: Ben McLaughlin
- Huskers.com & App
- Tuneln.com & App

NEBRASKA COMMUNICATIONS

CREDENTIAL REQUESTS

To request a credential for home games visit:
<http://www.huskers.com/media>

Due to Big Ten protocols and local health guidelines, press box seating will be limited during the 2020 season.

FOOTBALL CONTACTS

- Associate A.D./Comm. Keith Mann**
 Phone 402-472-0237
 E-Mail kmann@huskers.com
- Sr. Assoc. Comm. Dir. Shamus McKnight**
 Phone 402-472-7772
 E-Mail smcknight@huskers.com
- Associate Director..... Matt Smith**
 Phone 402-472-7780
 E-Mail msmith@huskers.com
- Admin. Assoc. (Credentials) ... Vicki Capazo**
 Phone 402-472-2263
 E-Mail vcapazo@huskers.com

MAILING ADDRESS

One Memorial Stadium
 P.O. Box 880123
 Lincoln, NE 68588-0123
 (402) 472-2263
 sportsinfo@huskers.com

Shipping Address: 600 Stadium Drive

COACH & PLAYER AVAILABILITY

MONDAY

Selected players and Coach Frost will be available following practice on a Zoom press conference. Live video will be available for free through Nebraska's social media accounts and on Huskers.com. A complete video and transcript will be made available to media in the afternoon.

TUESDAY

Selected assistant coaches and players will be available following practice on a Zoom press conference.

WEDNESDAY.

No media availability.

THURSDAY

Coach Frost will be available following practice on a Zoom press conference.

FRIDAY

No media availability.

SATURDAY

Coach Frost and requested players available following the game on a Zoom press conference.

GAME CREDENTIALS

- Media may request credential for home games online by visiting huskers.com/media. Please note that credentials and press box seating will be limited throughout the 2020 season due to the COVID-19 pandemic.
- A Photo ID will be required to access to the stadium on game day and the name on your photo ID and credential must match.

MEDIA INTERVIEW POLICIES

- All player and coach interviews must be arranged at least one day in advance through the Nebraska Communications Office. Contact Keith Mann, Shamus McKnight or Matt Smith with interview requests. Due to the COVID-19 pandemic, **ALL INTERVIEWS DURING THE 2020 SEASON WILL BE CONDUCTED VIRTUALLY OR OVER THE PHONE AND IN-PERSON INTERVIEWS WILL NOT BE ALLOWED.**
- Student-athlete cell phone numbers will **NOT** be given to the media, and media should not contact or message student-athletes directly through social media platforms. **PRACTICES ARE CLOSED** to the media and to the general public during the season.

GAME WEEK & GAME DAY MEDIA AVAILABILITY

- A Zoom press conference for media members will be available on Monday, and post-practice media availability will also be held by Zoom on Tuesday and Thursday mornings. Media wishing to participate in the Zoom press conference should contact Keith Mann (kmann@huskers.com) by 8 a.m. on the morning of the press conference. A link to download video of the press conference will be emailed to the media in the afternoon.
- Any changes to the schedule will be communicated to the media. For more information on availability of players and coaches during the post-practice Zoom press conferences, please see the weekly media schedule chart at the bottom of this page.
- On game day, Head Coach Scott Frost and selected players will be available for a virtual Zoom press conference following a 10-minute cooling off period. The Zoom press conference will be the only post-game media availability.
- **MEDIA MAY NOT PROVIDE LIVE COVERAGE OF ANY PRESS CONFERENCE ON ANY DIGITAL PLATFORM OR WEBSITE.** Media will be emailed a link to download a high-quality press conference video following all of Nebraska's media opportunities.

MEMORIAL STADIUM MEDIA ACCESS

- Memorial Stadium is **OFF LIMITS** to the media for the 2020 season, except on home game days when media are instructed to limit access to the West Stadium Entrance/Lobby and the Press Box and Photo Deck on Levels 6 & 7 of West Stadium. Photographers will also be allowed limited access to Level 2 of West Stadium to access their shooting location in the Memorial Stadium stands and a photographer's work area.
- Memorial Stadium press areas will **OPEN TO THE MEDIA TWO HOURS PRIOR TO KICKOFF.** Media may only enter and exit the stadium through the West Stadium lobby and are subject to a security bag check and a health questionnaire to gain entry to the stadium. Memorial Stadium will **CLOSE TO MEDIA THREE HOURS AFTER THE GAME ENDS.**
- Field-level access will be strictly limited to members of the participating teams, game personnel and a limited television crew for the network broadcasting the game. **MEDIA IS NOT ALLOWED ON THE SIDELINES OR ON FIELD LEVEL.** Limited access to the stands will be permitted for photographers and videographers who obtained the proper credential prior to game day. Media must enter and exit the stands through Level 2 of West Stadium and may not enter field level at any time. Media are also asked to wear masks and maintain the recommended six feet of social distancing when shooting from the stands.
- Both the Nebraska and visiting **TEAM LOCKER ROOMS ARE CLOSED** at all times.

ALL MEDIA MEMBERS ARE REQUIRED TO WEAR MASKS AND PRACTICE SOCIAL DISTANCING AT ALL TIMES WHEN INSIDE MEMORIAL STADIUM.

MONDAY, DEC. 14	TUESDAY, DEC. 15	WEDNESDAY, DEC. 16	THURSDAY, DEC. 17	FRIDAY, DEC. 18	SATURDAY, DEC. 19
PRACTICE Morning Practice Zoom press conference: • 11:30 a.m. - Players • 12:30 p.m. - Coach Frost	PRACTICE Morning Practice Available after practice: • Selected Asst. Coaches & Players	PRACTICE Morning Practice Signing Day Press Conference • Coach Frost, 3 p.m.	PRACTICE Morning Practice in Lincoln No Media Availability	GAME DAY Nebraska at Rutgers, 3 p.m., (BTN)	OFF DAY
		SIGNING DAY NEBRASKA FOOTBALL RADIO HOUR (HSN) 7 p.m. - Frost		POST-GAME ZOOM Available after game: • Scott Frost • Selected players	

NEBRASKA VS. RUTGERS SERIES HISTORY					
DATE	SITE	NEB RANK	RU RANK	RESULT	SCORE
11/2/1920	New York	--	--	Won	28-0
10/25/2014	Lincoln	16	--	Won	42-24
11/14/2015	Piscataway	--	--	Won	31-14
9/23/2017	Lincoln	--	--	Won	27-17

SERIES HISTORY: NEBRASKA VS. RUTGERS

Friday's game will mark the fifth all-time meeting between Nebraska and Rutgers and the fourth as members of the Big Ten Conference. This will be the first meeting since 2017, and the first under Coach Scott Frost.

- Nebraska owns a 4-0 series edge over the Scarlet Knights. The average margin of victory in those four games is 18.3 points per game.
- This will be the second all-time meeting in Piscataway. The Huskers won at Rutgers, 31-14, in 2015.
- Nebraska and Rutgers are next scheduled to meet in the regular season on Sept. 24, 2022, in Piscataway.

NEBRASKA SET FOR THIRD DECEMBER GAME

The matchup with Rutgers will be the Huskers' third game in the month of December, the most December games in school history. The stretch began at Purdue on Dec. 5, followed by last week's game at Memorial Stadium with Minnesota.

- The Dec. 12 game against Minnesota was the latest home game in school history and the first December home game in the 98-season history of Memorial Stadium.
- The December games mark Nebraska's first December regular-season games since a matchup with Kansas State in the Tokyo Bowl on Dec. 5, 1992.
- Since that 1992 game, Nebraska's only December contests had been conference championship games (6 times) or bowl games (11 times).
- Before the game at Purdue on Dec. 5, the last time Nebraska played a December game at home or on an opponent's home field was a Dec. 4, 1982, game at Hawaii.

FROST IN THIRD SEASON LEADING HUSKERS

Scott Frost is in his third season at Nebraska in 2020. The consensus 2017 national coach of the year, Frost owns a 30-27 career record in five seasons as a collegiate head coach.

- Frost is 11-20 at Nebraska, with 12 losses by eight or fewer points, including eight by five or fewer points.
- At UCF, Frost became the first coach in FBS history to turn a winless team into an undefeated team in just two years.
- Of Frost's 10 assistant coaches, seven have been with him in each of his five seasons as a collegiate head coach, while Mike Dawson has been on four of Frost's five staffs.
- In 14 years as a full-time assistant or head coach, Frost's teams have posted a 133-45 record, averaging nearly 10 wins per season. Frost has been a part of seven conference championship teams in his 13 seasons and has twice coached in the national championship game.
- Frost's teams have been ranked in the top 15 in 10 of his previous 13 seasons, including eight final top-10 rankings and six final top-five rankings.

NEW FACES, NEW ROLES ON HUSKER COACHING STAFF

Seven of Nebraska's 10 full-time assistant coaches returned for their third season in 2020, and all seven have been a member of Scott Frost's staff for his entire five-year head coaching career. The Huskers also have two new assistant coaches this season, but both are familiar with Frost.

- **Matt Lubick** joined the staff as Nebraska's offensive coordinator and wide receivers coach. Lubick previously was the offensive coordinator at Pac-12 powers Oregon and Washington. He succeeded Frost as the Ducks' offensive coordinator, as Lubick was the passing game coordinator and wide receivers coach in each of Frost's three seasons as Oregon's offensive coordinator.
- The other new face on the Husker sideline is a familiar one. **Mike Dawson**, who was on Frost's staff for both seasons at UCF, and coached the Husker defensive line in 2018 before moving on to the NFL in 2019, coaching outside linebackers for the New York Giants. In his return to Nebraska, Dawson coaches the outside linebackers.
- In addition to the two new full-time assistant coaches, two other staff members added responsibilities in 2020. **Greg Austin** added the title of run game coordinator to his duties as offensive line coach, while **Ryan Held** serves as recruiting coordinator in addition to continuing his role as running backs coach.

BIG TEN STANDINGS



WEST DIVISION

Place	Team	Big Ten
1.	Northwestern	6-1
2.	Iowa	6-2
3.	Minnesota	3-3
4.	Wisconsin	2-3
5.	Purdue	2-4
6.	Nebraska	2-5
	Illinois	2-5

EAST DIVISION

Place	Team	Big Ten
1.	Ohio State	5-0
2.	Indiana	6-1
3.	Maryland	2-3
4.	Penn State	3-5
	Rutgers	3-5
6.	Michigan	2-4
7.	Michigan State	2-5

PLAYER OF THE WEEK NOMINEES

OPP.	OFF.	DEF.	SPEC.	FROSH
OSU	--	--	--	--
WIS		Canceled		
NW	--	--	--	--
PSU	--	Domann	Taylor-Britt	McCaffrey
ILL	--	--	--	--
IOWA	--	--	--	--
PUR	Martinez	Stille	Culp	--
MINN	--	--	--	--
RUT				

Bold indicates winner

2020 HUSKER HONORS

DAMIAN JACKSON, JR., OLB

- Armed Forces Merit Award Watch List

ADRIAN MARTINEZ, JR., QB

- Maxwell Award Watch List
- Walter Camp Award Watch List

DEDRICK MILLS, SR., RB

- Doak Walker Award Watch List

WAN'DALE ROBINSON, SO., WR

- Paul Hornung Award Watch List

BEN STILLE, SR., DL

- William V. Campbell Trophy Semifinalist
- AFCA Good Works Team Nominee
- Wuerffel Trophy Nominee

JACK STOLL, SR., TE

- Mackey Award Watch List

LAST TIME OUT

MINNESOTA 24, NEBRASKA 17

Team Stats	MINN	NU
First Downs	19	17
Rushes-Yards	43-206	36-197
Passes	17-30-0	16-29-1
Passing Yards	181	111
Total Offense	387	308
3rd Downs	4-of-13	4-of-13
Turnovers	0	2
Penalties	3-20	3-32
Time of Possession	35:48	24:12

NU Rushing Leaders

Adrian Martinez—15 carries, 96 yards, TD

Dedrick Mills—12 carries, 50 yards

Wan'Dale Robinson—8 carries, 49 yards

NU Passing Leader

Adrian Martinez—16-27-0, 111 yards, TD

NU Receiving Leaders

Wan'Dale Robinson—6 receptions, 41 yards

Jack Stoll—2 receptions, 21 yards

NU Defensive Leaders

Deontai Williams—10 tackles, TFL, 2 PBU

Nick Henrich—3 UT, 6 AT, 9 TT, 0.5 TFL

JoJo Domann—4 UT, 3 AT, 7 TT, PBU

Will Honas—1 UT, 6 AT, 7 TT, TFL

NOTING GAME 7

- The game marked the first December game in Memorial Stadium history. Memorial Stadium opened in 1923.
- Quarterback **Adrian Martinez** carried 15 times for 96 yards and a touchdown. He increased his career rushing total to 1,619, moving to seventh on the Nebraska quarterback rushing chart. Martinez passed Scott Frost (1,533) in the game.
- Martinez posted 207 yards of total offense and is eight yards away from becoming the fourth Husker to record 7,000 yards of total offense in a Nebraska career.
- Offensive tackle **Brenden Jaimes** started his 40th career game. He is just the second offensive lineman in Nebraska history to start 40 career games. The school record for starts by an offensive lineman is 41 by Jeremiah Sirls.
- **Wan'Dale Robinson** had a career-long 47-yard run in the second quarter. His previous long rush was 42 yards vs. Northwestern in 2019. The 47-yard run also ties Nebraska's long rush of the year, matching Luke McCaffrey's 47-yard run at Ohio State.
- Junior tight end **Austin Allen** caught an eight-yard touchdown pass in the second quarter, marking his first career touchdown catch. His streak of having at least 25 receiving yards ended at six straight games, as his touchdown was his only catch of the day.
- **Deontai Williams** led Nebraska with 10 tackles, his second straight double-figure tackle game.

- The Husker staff features three Broyles Award nominees in defensive coordinator **Erik Chinander** (2016 at UCF), offensive coordinator **Matt Lubick** (2012 at Duke) and quarterbacks coach **Mario Verduzco** (2018 at Nebraska). The Broyles Award is presented annually to the nation's top assistant coach. Lubick was also named the national wide receivers coach of the year and an AFCA Assistant Coach of the Year finalist in 2012.

FROST OFFENSES TRADITIONALLY IMPRESSIVE ON OPENING DRIVES

One common theme of a **Scott Frost**-led offense has been a fast start. That trend has continued in 2020. The Huskers have scored on the opening drive of the game three times in 2020. At No. 5 Ohio State, Nebraska opened the game with a four-play, 75-yard touchdown drive in just 1:51. The Huskers opened the Penn State game with an 11-play, 75-yard touchdown drive to take a 7-0 lead, and scored on their first drive after a blocked punt at Purdue.

- In Frost's three seasons, Nebraska has scored on its opening possession 14 times in 31 games (13 TD, 1 FG).
- Nebraska scored on its first possession seven times in 12 games in 2018, including six of the final seven games. All seven of NU's opening scoring drives resulted in touchdowns.
- Over the last four seasons - 2018-20 at Nebraska and 2017 at UCF - Frost's offenses have scored a touchdown on their opening possession 22 times in 44 games (50 percent). The average length of the touchdown drive in that span is 71 yards.
- In five years as a head coach, Frost's offenses have scored on their opening drive 27 times in 57 games, with 25 touchdowns and two field goals. In 97 games over eight seasons as a play-caller, Frost's offenses have scored on their first possession of the game 48 times, putting points on the board on nearly half of their opening possessions.
- Nebraska has received the opening kickoff and scored a touchdown 10 times in 30 games under Frost. In 2018, the Huskers had a game-opening TD drive to take a 7-0 lead in five straight Big Ten games.
- **Frost's Opening Drive Scoring Percentage:** 49% (48 of 97 drives)
- **Frost's Opening Drive Touchdown Percentage:** 43% (42 of 97 drives)

MARTINEZ NUMBERS RANKING AMONG NATION'S BEST QB'S

Adrian Martinez has put up statistics in his three seasons that have him ranked among the Nebraska all-time leaders in several categories. Martinez has thrown for 5,373 career yards, rushed for 1,619 yards and totaled 6,992 yards of offense.

Martinez owns three Nebraska career records, four season records and one game record, which he has set on two occasions, most recently at Iowa on Nov. 27. Last season, Martinez was just the second Husker sophomore to be a team captain since 1930, and he again holds that distinction this year, becoming one of just 13 two-time captains in Nebraska history.

- Martinez is Nebraska's all-time leader in total offensive yards per game (259.0) and 400-yard total offense games (4). He has produced four of Nebraska's 16 individual 400-yard total offense performances, and Martinez's career average of 259.0 yards of total offense per game is more than 20 yards higher than any other Husker quarterback who played in at least 15 career games.
- Martinez averaged a school-record 295.1 yards of total offense per game as a true freshman in 2018. That average ranked 12th nationally, led all freshmen and was the ninth-highest average by a freshman in NCAA history, including the third-best mark by a true freshman.
- Martinez also set NU season records for 300-yard total offense games (7) and 400-yard total offense games (3) in 2018.
- Martinez has been one of the nation's top dual-threat quarterbacks. He is one of only six active FBS quarterbacks with 5,000 career passing yards and 1,500 career rushing yards. Martinez is only the third Husker with 5,000 career passing yards and 1,500 career rushing yards.
- Martinez set an NU record with an 86.2 completion percentage against Minnesota in 2018, connecting on 25-of-29 passes for 276 yards and three touchdowns. He bettered that mark earlier this season at Iowa, connecting on 18-of-20 passes for a school-record 90.0 percent completion rate.
- Martinez is completing 68.3 percent of his passes this season, a mark that would be a school record.
- In the Iowa game, Martinez became the sixth Husker with 5,000 career passing yards. He has moved to No. 4 on the Nebraska career passing list with 5,373 career yards.
- Martinez is tied for the team lead with 364 rushing yards and ranks seventh nationally among quarterbacks in rushing yards per game. He is seventh in school history in quarterback rushing yards.
- At Illinois in 2019, Martinez produced the second 300-yard passing and 100-yard rushing performance in Nebraska history (328 passing, 118 rushing). His career-high 446 yards of total offense was the third-highest total in program history.
- In 2018, Martinez became just the sixth freshman in NCAA history to average 200 passing yards and 50 rushing yards per game and just the second true freshman to hit those marks. Martinez was also one of only four FBS quarterbacks - regardless of class - who averaged 225 passing yards and 50 rushing yards per game in 2018.

ACTIVE FBS QUARTERBACKS WITH 5,000 PASS YARDS & 1,500 RUSH YARDS

PLAYER, SCHOOL	CLASS	RUSHING YDS	PASSING YDS
Sam Ehlinger, Texas	Sr.	1,912	11,276
Kellen Mond, Texas A&M	Sr.	1,513	9,148
Desmond Ridder, Cincinnati	Jr.	1,748	6,430
Adrian Martinez, Nebraska	Jr.	1,619	5,373
D'Eriq King, Miami (Fla.)	Sr.	1,941	7,498
Malik Cunningham, Louisville	Jr.	1,588	5,155

ACTIVE FBS LEADERS IN CAREER TOTAL OFFENSIVE YARDS PER GAME

RK.	PLAYER	SCHOOL	CLASS	YPG
1.	Dillon Gabriel	UCF	So.	328.3
2.	Sam Howell	North Carolina	So.	297.9
3.	Sam Ehlinger	Texas	Sr.	293.1
4.	Brock Purdy	Iowa State	Jr.	284.0
5.	Asher O'Hara	MTSU	Jr.	279.7
6.	Holton Ahlers	East Carolina	Jr.	271.8
7.	Zach Wilson	BYU	Jr.	271.2
8.	Trevor Lawrence	Clemson	Jr.	269.4
9.	Shane Buechele	SMU	Sr.	263.7
10.	Jack Abraham	Southern Miss	Sr.	262.7
11.	Adrian Martinez	Nebraska	Jr.	259.0

Note: Minimum 20 career games played

MARTINEZ'S NEBRASKA CAREER RANKINGS

CATEGORY	RANK	TOTAL	RECORD
400-Yard Total Offense Games	1st	4	4
Total Offensive Yards Per Game	1st	259.0	253.8
300-Yard Total Offense Games	2nd	12	13
Completion Percentage	2nd	63.4	65.1
250-Yard Passing Games	3rd	10	14
Total Offense	4th	6,982	10,690
300-Yard Passing Games	4th	3	8
Completions	4th	457	625
Passing Yards	4th	5,373	8,871

QUARTERBACK DUO PROVIDING RUNNING THREAT

Nebraska quarterbacks **Adrian Martinez** and **Luke McCaffrey** have each guided the Husker offense to success in 2020. A big part of that success has been the running ability of the quarterback tandem. Martinez and McCaffrey both rank in the top 12 nationally among quarterbacks in rushing yards per game.

- Nebraska ranks fourth in the Big Ten in rushing offense, averaging 178.0 yards per game. McCaffrey (364 yards) and Martinez (364 yards) have combined for 728 of Nebraska's 1,246 rushing yards this season (104.0 ypg).
- Either McCaffrey (Ohio State, Penn State, Illinois, Iowa) or Martinez (Northwestern, Minnesota) has led Nebraska in rushing in six of seven games this season.
- Martinez ranks seventh nationally in quarterback rushing yards per game (60.7), while McCaffrey is 12th in that category (52.0).
- In his first career start against Penn State, McCaffrey rushed 13 times for a team-high 67 yards and a touchdown. He rushed 26 times for 122 yards and two touchdowns against Illinois, posting his first career 100-yard rushing game.
- Against Northwestern, Martinez posted his fourth career 100-yard rushing game with 13 carries for 102 yards. Martinez nearly reached the century mark with 96 rushing yards against Minnesota.
- According to CFBstats.com, both of the quarterbacks rank among the nation's leaders in yards per rush by a quarterback. Among quarterbacks with a minimum of 25 carries in 2020, McCaffrey ranks eighth among quarterbacks at 5.60 yards per carry, while Martinez is just behind at 5.40 yards per carry.

ADRIAN MARTINEZ RECORD WATCH

PASSING YARDS

RK.	PLAYER, YEARS	YDS
1.	Tommy Armstrong Jr., 2013-17	8,871
2.	Taylor Martinez, 2010-13	7,258
3.	Zac Taylor, 2005-06	5,850
4.	Adrian Martinez, 2018-pres.	5,373
4.	Joe Ganz, 2005-08	5,125
5.	Dave Humm, 1972-74	5,035

COMPLETIONS

RK.	PLAYER, YEARS	COMP.
1.	Tommy Armstrong Jr., 2013-16	625
2.	Taylor Martinez, 2010-13	575
3.	Zac Taylor, 2005-06	470
4.	Adrian Martinez, 2018-present	457
5.	Joe Ganz, 2006-08	381

COMPLETION PERCENTAGE

RK.	PLAYER, YEARS	PCT.
1.	Joe Ganz, 2006-08	65.1
2.	Adrian Martinez, 2018-present	63.4
3.	Sam Keller, 2007	63.1

Minimum 1,000 career passing yards

TOTAL OFFENSE

RK.	PLAYER, YEARS	YDS
1.	Tommy Armstrong Jr., 2013-16	10,690
2.	Taylor Martinez, 2010-13	10,233
3.	Eric Crouch, 1998-2001	7,915
4.	Adrian Martinez, 2018-pres.	6,992

TOTAL OFFENSIVE YARDS PER GAME

RK.	PLAYER, YEARS	YPG
1.	Adrian Martinez, 2018-pres.	259.0
2.	Tanner Lee, 2017	253.8
3.	Tommy Armstrong Jr., 2013-16	237.6

Minimum 3,000 total yards

QUARTERBACK RUSHING YARDS

RK.	PLAYER, YEARS	YDS
1.	Eric Crouch, 1998-2001	3,434
2.	Taylor Martinez, 2010-13	2,975
3.	Jammal Lord, 2000-03	2,573
4.	Steve Taylor, 1985-88	2,125
5.	Tommie Frazier, 1992-95	1,955
6.	Tommy Armstrong Jr., 2013-16	1,819
7.	Adrian Martinez, 2018-present	1,619
8.	Scott Frost, 1996-97	1,533

250-YARD PASSING GAMES

RK.	PLAYER, YEARS	GMS
1.	Tommy Armstrong Jr., 2013-16	14
2.	Joe Ganz, 2006-08	11
3.	Adrian Martinez, 2018-present	10

300-YARD PASSING GAMES

RK.	PLAYER, YEARS	GMS
1.	Joe Ganz, 2006-08	8
2.	Tommy Armstrong Jr., 2013-16	6
3.	Taylor Martinez, 2010-13	4
t-4.	Adrian Martinez, 2018-present	3

300-YARD TOTAL OFFENSE GAMES

RK.	PLAYER, YEARS	GMS
1.	Tommy Armstrong Jr., 2013-16	13
2.	Adrian Martinez, 2018-present	12

400-YARD TOTAL OFFENSE GAMES

RK.	PLAYER, YEARS	GMS
1.	Adrian Martinez, 2018-present	4
2.	Joe Ganz, 2006-08	3

NEBRASKA UNDER FROST

Overall.....	11-20
vs. AP Ranked Teams.....	0-7
vs. AP Top 10 Teams.....	0-3
vs. Unranked Teams.....	11-12
vs. Big Ten Teams.....	8-17
Home.....	8-9
Road.....	3-11
Neutral.....	0-0
In August.....	1-0
In September.....	2-6
In October.....	3-5
In November.....	4-8
In December.....	1-1
In January.....	0-0
When Rushing for 200 or More Yards.....	6-8
When Rushing for 300 or More Yards.....	4-1
When Passing for 200 or More Yards.....	7-11
When Passing for 300 or More Yards.....	1-2
When NU Player Rushes for 100 Yards.....	5-6
When NU Has Two 100-Yard Rushers.....	1-1
When NU Player Has 100 yards Receiving...	6-5
When Opponent Has 100-Yard Rusher....	2-11
When Scoring 35 or More Points.....	8-0
When Holding Opponent to 10 Point or Less...	5-0
When Forcing Three or More Turnovers....	4-1
When Winning Turnover Margin.....	7-2
When Nebraska Scores First.....	9-8
When Nebraska Leads at Halftime.....	9-5
When Nebraska Trails at Halftime.....	2-14
When Nebraska is Tied at Halftime.....	0-1
Games Decided by 11 Points or More.....	6-8
Games Decided by 10 Points or Less.....	5-11
Games Decided by 7 Points or Less.....	4-10
Games Decided by 3 Points or Less.....	2-4
Overtime Games.....	0-2

FROST AS A HEAD COACH

Overall.....	30-27
vs. AP Ranked Teams.....	3-8
vs. AP Top 10 Teams.....	1-3
vs. Unranked Teams.....	27-18
Home.....	18-12
Road.....	11-14
Neutral.....	1-1
In August.....	2-0
In September.....	6-8
In October.....	9-7
In November.....	10-10
In December.....	2-2
In January.....	1-0
When Rushing for 200 or More Yards.....	14-9
When Rushing for 300 or More Yards.....	5-1
When Passing for 200 or More Yards.....	22-16
When Passing for 300 or More Yards.....	10-3
When Player Rushes for 100 Yards.....	10-5
When Has Two 100-Yard Rushers.....	1-1
When Player Has 100 yards Receiving.....	10-8
When Opponent Has 100-Yard Rusher....	6-14
When Scoring 35 or More Points.....	22-0
When Holding Opponent to 10 Point or Less...	9-0
When Forcing Three or More Turnovers...	14-2
When Winning Turnover Margin.....	22-3
When Scoring First.....	20-13
When Leading at Halftime.....	25-7
When Trailing at Halftime.....	5-18
When Tied at Halftime.....	0-2
Games Decided by 11 Points or More...	19-12
Games Decided by 10 Points or Less.....	11-13
Games Decided by 7 Points or Less.....	8-13
Games Decided by 3 Points or Less.....	2-5
Overtime Games.....	1-3

MCCAFFREY AMONG NATION'S TOP FRESHMEN

McCaffrey has shown the ability to lead the Husker offense as a redshirt freshman, after seeing just limited action at the position in 2019. McCaffrey made his first two career starts against Penn State and Illinois. In his two starts, McCaffrey accounted for an average of 237.5 yards of total offense.

He split time with Martinez at Iowa, rushing for 42 yards, while completing 3-of-5 passes. McCaffrey led Nebraska on its first two scoring drives of the game, a pair of second-quarter field goals.

- McCaffrey is tied for the team lead with 364 rushing yards, and is second in passing at 466 yards per game.
- McCaffrey averages 52.0 rushing yards per game. That total ranks 12th nationally among all quarterbacks and 19th among all freshmen, regardless of position.
- McCaffrey is the only freshman quarterback in the country currently leading his team in rushing.
- Against Penn State, McCaffrey became the first Husker quarterback to win his first career start since Tommy Armstrong Jr. won his first start as a redshirt freshman against South Dakota State in 2013. McCaffrey was the first Nebraska quarterback to defeat a conference opponent in his first career start since true freshman Cody Green led Nebraska to a 20-10 win at Baylor in 2009.

JAIMES SETS SCHOOL RECORD FOR CONSECUTIVE OL STARTS

Brenden Jaimes has been a mainstay on the Husker offensive line the past four seasons. Jaimes started the final nine games at right tackle as a true freshman in 2017, earning the most starts by a true freshman offensive lineman in Nebraska history. He has started every game at left tackle the past three seasons.

- Jaimes has made 40 consecutive starts, the most ever by a Husker offensive linemen. His 31 consecutive starts at left tackle are the third-most ever at the position in program history.
- Jaimes has started every game he has played, giving him 40 career starts. Against Minnesota, Jaimes became only the second Nebraska offensive lineman to start 40 games, joining Jeremiah Sirls, who earned 41 starts for the Big Red from 2010 to 2013.
- In addition to Jaimes' 40 consecutive starts, classmate **Matt Farniok** made his 31st consecutive start on the offensive line against Minnesota. Together, Jaimes and Farniok are two of only 12 offensive linemen in program history to start 30 consecutive games.

CONSECUTIVE OFFENSIVE LINE STARTS

PLAYER (YEARS)	TOTAL
Brenden Jaimes (2017-20)	40
Mike Erickson (2002-04)	38
Dave Volk (1999-2001)	38
Eric Anderson (1995-97)	38

CAREER OFFENSIVE LINE STARTS

PLAYER (YEARS)	TOTAL
Jeremiah Sirls (2010-13)	41
Brenden Jaimes (2017-20)	40
Dan Vili Waldrop (2001-03)	39

VERSATILE ROBINSON SPARKING HUSKER PASSING GAME

Sophomore wide receiver **Wan'Dale Robinson** has been the key target in the Nebraska passing game throughout the 2020 season. Robinson leads Nebraska with 45 receptions for 382 yards, including setting a career high with nine catches against both Iowa and Purdue.

- Robinson ranks fifth in the Big Ten and 24th nationally at 6.4 receptions per game. If he were to maintain his current pace, Robinson would establish a school record for receptions per game, bettering Marlon Lucky's 6.25 catches per game in 2007 (75 catches in 12 games).
- Robinson posted his second career 100-yard receiving game at Purdue with nine receptions for 114 yards.
- With 45 receptions in seven games, Robinson is in position to join Nebraska's 50-reception club. There have been only 14 individual 50-catch seasons in school history.
- Robinson caught 40 passes as a true freshman in 2019, and has 85 catches in just 17 games as a Husker. He reached 50 career receptions in just 12 games, the second-fastest of any Husker. Only JD Spielman reached 50 career catches (11 games) quicker than Robinson, while Nate Swift also caught his 50th pass in his 12th career game as a Husker.
- Robinson has continued to contribute at running back this season, ranking third on the team with 216 rushing yards. He had a career-long 47-yard run against Minnesota.
- Robinson surpassed 100 yards from scrimmage in three straight games (Illinois-Purdue). He was the first Husker to eclipse the century mark in that category in three straight games since Devine Ozigbo in 2018. Robinson just missed making it four straight games over the century mark with 88 yards from scrimmage against Minnesota.

ALLEN PROVIDING BIG-PLAY THREAT AT TIGHT END

Junior tight end Austin Allen provides a big target at 6-8, and this season that has translated to big plays. Allen ranks second on the team with 16 catches for 214 yards, an average of 13.4 yards per catch and 30.6 receiving yards per game.

- Allen had at least 25 receiving yards in the first six games of the season. He was the first Husker tight end to have six consecutive games with 25 receiving yards since Kyler Reed in 2010.
- Four of Allen's 15 catches in 2020 have covered at least 25 yards.
- Allen is averaging 30.6 receiving yards per game, putting him in position to have one of the top 10 seasons for a tight end in school history in terms of yards per game.
- Allen had his first career touchdown on an eight-yard grab against Minnesota.

TOP 10 NEBRASKA TIGHT ENDS AVERAGE YARDS PER GAME

PLAYER	YEAR	YPG
Junior Miller	1978	50.8
Johnny Mitchell	1991	49.3
Tracey Wistrom	1999	39.0
Matt Herian	2004	38.5
Matt Herian	2003	37.2
Jim McFarland	1969	36.9
Junior Miller	1979	36.3
Mike McNeill	2008	34.0
Tyler Hoppes	2017	31.4
Austin Allen	2020	30.6

HUSKERS' YOUTH SHOWING POTENTIAL IN 2020

McCaffrey and Robinson headline Nebraska's youth movement, but several other underclassmen have made significant impacts in 2020.

- Against both Penn State and Illinois, six of Nebraska's 11 offensive starters were either freshmen or sophomores, including four freshmen.
- Senior Dedrick Mills is Nebraska's top running back, but missed most of three games with an injury. In his place, three freshmen stepped up, including true freshman **Marvin Scott III** and redshirt freshmen **Ronald Thompkins** and **Rahmir Johnson**.
- True freshman receiver **Zavier Betts** has 12 receptions for 131 yards, including a 45-yard touchdown catch against Penn State. Betts had a season-high five catches at Purdue. Fellow true freshman receiver **Alante Brown** made a start against Penn State and is one of NU's top kickoff returners. He has 216 all-purpose yards this season.
- Redshirt freshmen **Bryce Benhart** (RT) and **Ethan Piper** (LG) are key members of the Husker offensive line. Benhart has started all seven games at right tackle, while Piper has started the last six games at left guard. Those are six of just eight games in school history when Nebraska has started a pair of freshmen offensive linemen. Current seniors Brenden Jaimes and Matt Farniok started on the same offensive line against Northwestern and Minnesota in 2017.
- Sophomore linebacker **Luke Reimer** led Nebraska in tackles at Iowa with 12 stops, including 11 solo tackles. Reimer's 11 solo tackles were the second-most by a Husker in a Big Ten Conference game, trailing only Lavonte David's 14 solo stops at Michigan in 2011. The Iowa game marked the second time this season he has led NU in tackles (10 at Northwestern).
- On the season, Reimer is fifth on the team with 40 tackles, while ranking second on the team with 5.0 tackles for loss and two sacks. He ranks among the Big Ten leaders with 4.8 solo tackles per game.
- Reimer had a tackle for loss in five straight games (Northwestern-Purdue). He is the first Husker to have a tackle for loss in five straight games since Luke Gifford had a TFL in seven straight games between the 2017 and 2018 seasons.

BLACKSHIRTS SNUFF OUT PURDUE RUN GAME

Nebraska's Blackshirt defense made Purdue completely one-dimensional in its 37-27 victory on Dec. 5. The Huskers held Purdue to minus-2 rushing yards on 17 rushing attempts.

- The defensive effort marked the first time Nebraska held an opponent to negative rushing yards since Michigan rushed for -21 yards in Ann Arbor on Nov. 9, 2013.
- The Purdue game was the sixth-fewest rushing yards Nebraska has ever allowed in a road game, and the 22nd time in school history Nebraska has held an opponent to negative rushing yards.
- Nebraska is allowing 4.2 yards per rush this season after giving up 5.7 yards per run in Big Ten games in 2019.

2020 OFFENSE GAME-BY-GAME

RUSHING GAME	ATT.	YDS.	TD	LONG
OSU	36	210	2	47
WIS		Canceled		
NW	43	224	1	28
PSU	39	146	1	22
ILL	44	215	2	32
IOWA	38	143	2	21
PUR	40	111	3	15
MINN	36	197	1	47
RUT				

PASSING GAME	COM-ATT-INT	YDS	TD	LG	SACKS
OSU	16-20-0	160	0	26	3-10
WIS		Canceled			
NW	24-45-2	218	0	28	1-12
PSU	13-21-1	152	1	45	1-4
ILL	18-30-3	177	1	31	3-28
IOWA	21-25-0	195	0	28	3-20
PUR	24-31-0	253	1	37	1-6
MINN	16-29-1	111	1	22	1-6
RUT					

2020 DEFENSE GAME-BY-GAME

RUSHING DEFENSE GAME	ATT.	YDS.	TD	LONG
OSU	48	215	4	18
WIS		Canceled		
NW	38	148	1	41
PSU	52	245	2	36
ILL	52	285	4	58
IOWA	45	129	1	13
PUR	17	-2	0	9
MINN	43	206	2	61
RUT				

PASSING DEFENSE GAME	COM-ATT-INT	YDS	TD	LG	SACKS
OSU	20-21-0	276	2	42	3-21
WIS		Canceled			
NW	16-27-2	169	2	21	1-8
PSU	19-39-1	256	0	74	2-17
ILL	18-25-0	205	1	28	1-8
IOWA	18-30-1	193	1	22	1-8
PUR	33-47-0	334	3	89	3-21
MINN	17-30-0	181	1	26	0-0
RUT					

SACKS/TFL GAME	SACKS	YARDS	TFL	YARDS
OSU	3	21	6	26
WIS		Canceled		
NW	1	8	6	21
PSU	2	17	6	26
ILL	1	8	6	14
IOWA	1	8	6	15
PUR	3	21	9	39
MINN	0	0	6	11
RUT				

NEBRASKA FOOTBALL FACTS

HISTORY

Season of Football.....	131st
All-Time Games Played.....	1,344
National Ranking in All-Time Wins.....	7th
All-Time Bowl Appearances.....	53
National Ranking in Bowl Appearances.....	4th

CHAMPIONSHIPS

National Championships.....	5
Back-to-Back National Championships.....	2
Undeclared Seasons.....	11
Perfect Seasons.....	9
Conference Championships.....	46

RECORD BREAKDOWN

All-Time Record.....	904-400-40
All-Time Bowl Record.....	26-27
Home Games.....	550-161-20
Memorial Stadium.....	423-138-13
Record in August.....	14-0-0
Record in September.....	179-49-6
Record in October.....	364-147-19
Record in November.....	309-168-15
Record in December.....	23-15-0
Record in January.....	14-21-0
Record in February.....	1-0-0
In Overtime.....	8-6
At Night.....	99-44-3
When Scoring 35+ Points.....	372-9
When Allowing 10 Points or Less... ..	575-47-29
vs. Big Ten Teams.....	122-110-9
» In Big Ten Play (since 2011).....	42-42
» Home.....	23-18
» Away.....	19-23
» Neutral.....	0-1
vs. Ranked Teams.....	105-134-3
» Home.....	51-43-0
» Away.....	28-64-3
» Neutral.....	26-27-0
» as No. 1 Team.....	46-7-1

STREAKS

Consecutive Games Scoring a Point.....	314
Consecutive Home Games Scoring a Point... ..	344
Consecutive Home Sellouts.....	375
<i>Note: Sellout streak will pause for 2020 season</i>	
Record in Sellout Streak.....	312-63
» vs. Ranked Teams.....	47-32

INDIVIDUAL HONORS

College Football Hall of Fame Players.....	19
College Football Hall of Fame Coaches.....	6
First-Team All-Americans.....	110
Unanimous All-Americans.....	54
CoSIDA Academic All-Americans*.....	108
NCAA Top Ten Award Winners*.....	9
Heisman Trophy Winners.....	3
Walter Camp Award Winners.....	3
Maxwell Trophy Winners.....	1
Outland Trophy Winners*.....	9
Lombardi Trophy Winners.....	5
Butkus Award Winners.....	1
Johnny Unitas Golden Arm Award Winners..	1
Davey O'Brien Award Winners.....	1
Rimington Award Winners.....	1
Bednarik Award Winners.....	1
Nagurski Trophy Winners.....	1
Retired Jerseys.....	25
First-Team All-Conference Selections.....	519

*Total leads the nation

NEBRASKA LINEBACKING CORPS A MIX OF VETERANS, YOUTH

Nebraska has mixed ample experience in the linebacker group with young talent in 2010. Overall, 22 of the 29 linebackers on the Husker roster are either freshmen or sophomores.

- Senior outside linebacker **JoJo Domann** had nine TFL in 2019, the most of any Husker returning for this season. Domann has picked up where he left off, leading the Huskers with 56 tackles and 5.5 tackles for loss this season. He is also tied for the team lead with four PBU.
- Domann is joined at outside linebacker by junior **Caleb Tannor** and sophomore **Garrett Nelson**. Nelson has started all seven games, while Tannor has made four starts. Nelson had 1.5 sacks at Purdue, and has 25 tackles this season, while Tannor has 20 tackles and a sack this season.
- Seniors **Will Honas** and **Collin Miller** began the year as the veterans in a three-man linebacker rotation that also includes **Luke Reimer**. Despite missing a game, Honas ranks second on the team with 49 tackles, and has a team-high three sacks. Miller recorded 27 tackles in four games before suffering an injury that will sideline him for the remainder of the season.
- Honas and Miller are two of the three upperclassmen among Nebraska's inside linebacker group, along with first-year junior college transfer **Eteva Mauga-Clements**. All other inside linebackers are either freshmen or sophomores.
- The linebackers have been arguably NU's most improved group in 2020. The Huskers' regular group of outside and inside linebackers have combined for 7.5 sacks and 22.5 tackles for loss.

VETERAN SECONDARY A STRENGTH FOR 2020 BLACKSHIRTS

Nebraska returned the majority of its secondary for 2020, and the core of veteran defensive backs has been a strength for the 2020 Huskers.

- **Dicaprio Bootle**, a two-time All-Big Ten honoree, has started 31 consecutive games. The senior corner's 25 career pass breakups are ninth in Nebraska history. He posted his first career interception at Iowa.
- **Cam Taylor-Britt** starts at the other cornerback spot, and is a consistent play-maker in the secondary. Taylor-Britt has 26 tackles, two TFL, an interception and three pass breakups this season. He had his fourth career interception against Penn State, returning it 55 yards to set up a first-quarter field goal. In 2019, Taylor-Britt ranked third nationally in forced fumbles and also intercepted three passes. Taylor-Britt also averages 13.2 yards per punt return.
- **Marquel Dismuke** has started all 19 games at safety the past two seasons. He led the secondary with 67 tackles last season and is fourth on the team with 44 tackles this season, while adding four tackles for loss and four PBU. Dismuke had a career-high 15 tackles against Penn State, the first Husker to record 15 tackles since Antonio Reed had 15 tackles against Minnesota in 2017.
- Senior safety **Deontai Williams** suffered a season-ending injury in the first game of 2019. He has returned this season and has 47 tackles, four TFL, and is tied for the team lead with four PBU. Williams had a sack and a 26-yard fumble return for a score against Penn State. He had a career-high 12 tackles at Purdue, and added a second straight game with double-figure tackles with a team-high 10 stops against Minnesota.

HUSKERS SHOWING SPECIAL TEAMS IMPROVEMENT

Nebraska broke in an entirely new special teams unit this season, including a new special teams coach. Frost hired **Jonathan Rutledge** as Nebraska's Senior Special Teams Analyst during the offseason. With Auburn the previous two seasons, Rutledge led a Tigers' special teams unit that was ranked 13th nationally in 2019 and 14th in 2018 by Football Outsiders.

- Nebraska features a new punter (**William Przystup**), new place-kicker (**Connor Culp**), new long snappers (**Cade Mueller**, **Cameron Pieper**) and a new holder (Przystup).
- Nebraska used six place-kickers last season and only one returned for 2020 in Lane McCallum, a defensive player who filled in as an emergency kicker last season. NU added five place-kickers to its roster during the offseason, including a pair of transfers, headlined by Culp.
- Culp joined Nebraska as a graduate transfer from LSU, and he was the Tigers' starting place-kicker as a sophomore in 2017, connecting on 11-of-16 field goals. Culp has connected on 13-of-15 field goals and all 16 PATs this season. He made nine straight field goals before a third-quarter miss against Minnesota.
- Culp is the first Nebraska kicker since 2018 to have multiple field goals in consecutive games and has accomplished that twice. He had two field goals at Northwestern, followed by three vs. Penn State, and in the past two games had two field goals at Iowa, and three at Purdue.
- Culp connected on a 49-yard field goal at Purdue, a career-long bettering his 47-yarder vs. Ole Miss while at LSU. The 49-yarder was the longest field goal by a Husker since 2016.
- Culp's 1.9 field goals per game ranks fifth nationally.
- Przystup is averaging 41.4 yards per punt on the season, with five punts of better than 50 yards and seven downed inside the 20-yard line. The sophomore previously punted at Michigan State in 2018 before transferring to Nebraska.

ALL-TIME LONGEST STREAKS WITHOUT BEING SHUT OUT

RK.	PLAYER	YEAR BEGAN	YEAR ENDED	GAMES
1.	Florida	1988	Active	408
2.	Michigan	1984	2014	365
3.	BYU	1975	2003	365
4.	TCU	1992	Active	355
5.	Virginia Tech	1995	Active	333
6.	Georgia	1995	Active	327
7.	Nebraska	1996	Active	314
8.	Air Force	1992	2017	306

Note: List includes all streaks of at least 300 games

HUSKER STREAKS CONTINUE INTO 2020 SEASON

A pair of impressive team streaks and several individual streaks continue this season, while a legendary streak takes a one-year hiatus in 2020.

- Nebraska has sold out 375 consecutive games at Memorial Stadium, dating from the next-to-last home game of the 1962 season through all seven home games last season. With the Big Ten Conference decision to prohibit the sale of tickets this year, the Huskers' legendary sellout streak - an NCAA record - will pause during the 2020 season. Nebraska's streak will remain at 375 consecutive home sellouts until next year's home opener with Buffalo on Sept. 11, 2021.
- The Huskers have scored in 314 consecutive games. The streak is the longest in school history, the seventh-longest in FBS history and the fifth-longest active streak. The last time Nebraska was shut out was a 19-0 loss at No. 17 Arizona State on Sept. 21, 1996.
- Nebraska has also scored in 344 consecutive home games, a school record. The last time the Huskers were shut out at home came on Nov. 9, 1968 against Kansas State (12-0 loss).
- Nebraska is 252-0 all-time when scoring 35 or more points at home. **Scott Frost** is also 22-0 in his head coaching career when his team scores at least 35 points.
- Several individual Huskers have double-digit streaks of consecutive starts. **Brenden Jaimes** has started 40 consecutive games overall and 31 straight at left tackle, **Dicaprio Bootle** (cornerback/safety) and **Matt Farniok** (center/right tackle/guard) have each started 31 consecutive games.

HUSKERS OWN BIG HOME-FIELD ADVANTAGE

Nebraska has enjoyed much success in its history when playing at home in front of the greatest fans in college football.

- Since 1970, NU is 281-57 (.831) at Memorial Stadium and has posted 41 perfect home seasons.
- The Huskers are 550-161-20 all-time in Lincoln (.766 in 130 years).
- Nebraska is 423-138-13 in Memorial Stadium (.748 in 97 years dating back to 1923).
- The Huskers are 47-8 all-time in Memorial Stadium night games.

NEBRASKA AMONG TOP ALL-TIME PROGRAMS

Nebraska is playing its 131st season this fall, and the Huskers boast a 904-400-40 all-time record in 1,344 games (.688). Nebraska is one of eight programs with 900 wins.

- Nebraska joined the 900-win club at Illinois on Sept. 21, 2019, along with Michigan, Ohio State, Texas and Alabama in that club. Notre Dame, Oklahoma and Penn State have since joined that elite club.
- Since 1970, Nebraska owns a 470-159-5 record (.745) with five national championships. The Huskers rank second among all FBS programs in national titles and third in wins since 1970.
- Nebraska boasts 27 10-win seasons in school history, including 24 since 1970. The Huskers also have 12 seasons with 11 or more wins, seven seasons with 12 or more wins and three 13-win seasons.
- The Huskers own 50 nine-win seasons, tied with Alabama for the most in NCAA history. Forty-two of those nine-win seasons have come since 1970 and 48 since 1962, 13 more than any other school.
- Nebraska was the first team in NCAA history to win 100 games in consecutive decades, leading the nation with 103 wins in the 1980s and ranking second with 108 wins in the 1990s.

CHARTING THE HUSKERS

ALL-TIME WINS

RK.	SCHOOL	WINS
1.	Michigan	964
2.	Ohio State	929
3.	Alabama	926
4.	Texas	922
5.	Notre Dame	918
6.	Oklahoma	915
7.	Nebraska	904
8.	Penn State	901

CONFERENCE TITLES

RK.	SCHOOL	TITLES
1.	Oklahoma	49
2.	Nebraska	46
3.	Michigan	42

AP NATIONAL TITLES

RK.	SCHOOL	TITLES
1.	Alabama	11
2.	Notre Dame	8
3.	Oklahoma	7
4.	Miami	5
	Ohio State	5
	USC	5
t-7.	Nebraska	4

COACHES POLL NATIONAL TITLES

RK.	SCHOOL	TITLES
1.	Alabama	10
2.	Oklahoma	6
3.	USC	5
t-4.	Nebraska	4

NATIONAL TITLES SINCE 1970

RK.	SCHOOL	TITLES
1.	Alabama	11
2.	Nebraska	5
	Miami	5

BOWL APPEARANCES

RK.	SCHOOL	BOWLS
1.	Alabama	65
2.	Texas	55
3.	Georgia	54
4.	Nebraska	53

HEISMAN TROPHY WINNERS

RK.	SCHOOL	WINNERS
1.	Notre Dame	7
	Ohio State	7
	Oklahoma	7
4.	USC	6
t-5.	Nebraska	3

NFL DRAFT PICKS

RK.	SCHOOL	PICKS
1.	USC	511
	Notre Dame	511
3.	Ohio State	463
4.	Oklahoma	397
5.	Michigan	379
6.	Alabama	374
7.	Nebraska	361

CHARTING THE HUSKERS

CONSECUTIVE HOME SELLOUTS*

RK.	SCHOOL	SELLOUTS
1.	Nebraska	375
2.	Oklahoma	129

*2020 season not counted due to pandemic

WINS THE LAST 50 SEASONS

RK.	SCHOOL	WINS
1.	Oklahoma	472
2.	Ohio State	466
3.	Nebraska	459
4.	Alabama	456

WINS THE LAST 40 SEASONS

RK.	SCHOOL	WINS
1.	Ohio State	375
2.	Oklahoma	367
3.	Nebraska	362
4.	Florida State	359

WINS THE LAST 30 SEASONS

RK.	SCHOOL	WINS
1.	Ohio State	295
2.	Florida	282
3.	Oklahoma	278
4.	Georgia	273
5.	Florida State	271
6.	Alabama	267
7.	Clemson	263
8.	Nebraska	260
9.	Virginia Tech	259
10.	Wisconsin	258

9-WIN SEASONS

RK.	SCHOOL	SEASONS
1.	Nebraska	50
	Alabama	50
3.	Oklahoma	47

10-WIN SEASONS

RK.	SCHOOL	SEASONS
1.	Oklahoma	40
2.	Alabama	39
3.	Michigan	29
4.	Nebraska	27

WEEKS RANKED IN AP POLL

RK.	SCHOOL	WEEKS
1.	Ohio State	930
2.	Michigan	871
3.	Oklahoma	857
4.	Notre Dame	829
5.	Alabama	821
6.	USC	777
7.	Nebraska	729

WEEKS RANKED NO. 1 IN AP POLL

RK.	SCHOOL	WEEKS
1.	Alabama	129
2.	Ohio State	106
3.	Oklahoma	102
4.	Notre Dame	99
5.	USC	91
6.	Florida State	72
7.	Nebraska	71

WEEKS IN THE AP POLL TOP 10

RK.	SCHOOL	WEEKS
1.	Ohio State	650
2.	Oklahoma	606
3.	Alabama	580
4.	Notre Dame	570
5.	Michigan	522
6.	Nebraska	518

MOST ASSOCIATED PRESS NATIONAL CHAMPIONSHIPS

RK.	TEAM	TITLES	LAST
1.	Alabama	11	2017
2.	Notre Dame	8	1988
3.	Oklahoma	7	2000
4.	Miami	5	2001
	Ohio State	5	2014
	USC	5	2004
7.	Nebraska	4	1995
	Minnesota	4	1960

MOST COACHES POLL NATIONAL CHAMPIONSHIPS

RK.	TEAM	TITLES	LAST
1.	Alabama	10	2017
2.	Oklahoma	6	2000
3.	USC	5	1978
4.	Nebraska	4	1997
	Miami	4	2001
	Texas	4	2005
	Ohio State	4	2014

HUSKERS RANK HIGHLY IN NATIONAL CHAMPIONSHIPS

Nebraska has won five national championships, including three outright titles (1971, 1994, 1995) and two shared championships (1970, 1997). In 1970, Nebraska was awarded the Associated Press national title, but was No. 3 in the coaches poll behind No. 1 Texas and No. 2 Ohio State, both of whom lost their bowl games (the coaches' poll was voted on before bowl games). In 1997, undefeated Nebraska was voted No. 1 in the coaches' poll, while undefeated Michigan was No. 1 in the AP poll.

- Nebraska's four AP national championships rank seventh all-time.
- The Huskers' four coaches' poll national championships rank fourth all-time.

NEBRASKA NO. 2 IN CONFERENCE TITLES

Nebraska is one of only five schools in NCAA history that has won at least 40 conference championships, ranking second all-time with 46 conference titles. In 36 seasons (1962-97) under Hall-of-Fame coaches Bob Devaney (8) and Tom Osborne (13), the Huskers won 21 conference titles.

MOST CONFERENCE TITLES

RK.	TEAM	TOTAL
1.	Oklahoma	49
2.	Nebraska	46
3.	Michigan	42
4.	Ohio State	40
	USC	40

NEBRASKA FOOTBALL NCAA RECORDS

375

CONSECUTIVE SELLOUTS

108

ACADEMIC ALL-AMERICANS

50

9-WIN SEASONS

NEBRASKA BOASTS HIGHEST-EVER GSR SCORE

Nebraska student-athletes have posted a 94 percent NCAA Graduation Success Rate (GSR), continuing the Huskers' long tradition of being a national leader in the classroom. The NCAA released its GSR scores on Nov. 17, with Nebraska recording its highest all student-athlete rate for the eighth consecutive year. It also marked the third straight year Nebraska has achieved a GSR of 90 percent or higher.

At the conference level, the 94 percent mark is tied for second among 14 Big Ten schools. On the national scale, Nebraska's GSR ranks in a tie for 10th among 65 Power Five Schools, and third among public institutions at the Power Five level.

The Husker football program continues a long tradition of ranking among national academic leaders. The football program achieved an 88 percent GSR, well above the national average of 80 percent among FBS schools. Nebraska's 88 percent GSR in football ranks 10th among public institutions at the Power Five Conference level.

The 94 percent GSR rate is another milestone for a program that has long been a national leader in academic and athletic achievement. Nebraska leads the nation with 340 CoSIDA Academic All-Americans in school history across all sports. Nebraska also leads the nation with 18 NCAA Today's Top 10 Award winners.

NEBRASKA ALSO EXCELS IN THE CLASSROOM

Nebraska's rich tradition is not limited to the field, as the Huskers have been outstanding in the classroom as well.

- Nebraska owns the NCAA record with 340 CoSIDA Academic All-Americans across all sports.
- Husker football has produced 108 CoSIDA Academic All-Americans, the most of any single sport in NCAA history.
- Nebraska owns the NCAA record with 17 NCAA Top 10 Award Winners, which is considered the "Heisman Trophy" of academics for NCAA student-athletes.
- Nebraska football has produced nine NCAA Top 10 Award winners, the most of any single team in NCAA history.
- Nebraska recorded an all-time high in the most recent NCAA Graduation Success Rate numbers released on Nov. 17. Nebraska's all-sports GSR rate of 94 percent marked the eighth consecutive year the Huskers GSR rate had improved.
- The football team posted a program-record team grade-point average of 3.297 in the 2020 spring semester. Entering this fall, the team's 3.149 cumulative GPA was also the highest in program history.
- A total of 11 Huskers are playing the 2020 season as graduates, including 10 of 18 seniors.
- Six more Huskers are on track to graduate in December. If that happens, 15 members of the 18-player senior class - and two juniors - will have earned their degrees before season's end.

HUSKER HIGHLIGHTS

1

Nebraska football is the only team in any sport in NCAA history to boast 100 athletic All-Americans and 100 academic All-Americans.

2

Nebraska and Notre Dame are the only two schools to have a Heisman Trophy winner at running back, quarterback and wide receiver.

3

Three Huskers have won the Heisman Trophy, all since 1972. Johnny Rodgers won in 1972, Mike Rozier in 1983 and Eric Crouch in 2001.

5

Nebraska has won five national titles: 1970, 1971, 1994, 1995 and 1997. The Huskers rank second with five national titles since 1970.

7

Nebraska ranks seventh in NCAA history with 904 all-time victories. The Huskers are one of only 11 teams with 800 all-time wins.

9

NU ranks ninth nationally with a total of 24 former players and coaches (18 players, six coaches) enshrined in the College Football Hall of Fame.

46

Nebraska ranks second in NCAA history with 46 conference titles, including 33 unbeaten conference seasons.

50

Nebraska has won at least nine games in a season 50 times in its 130-year history, an NCAA record for most nine-win seasons.

53

Nebraska ranks fourth in NCAA history with 53 all-time bowl appearances.

108

Nebraska football has totaled 108 Academic All-Americans, the most of any team in any sport in NCAA history.

340

NU has totaled an NCAA-record 340 Academic All-Americans in all sports.

375

Memorial Stadium has been sold out for an NCAA-record 375 consecutive games dating back to Nov. 3, 1962.

2020 NEBRASKA SEASON NOTEBOOK

HUSKERS HONOR FLIPPIN

- Nebraska is wearing a helmet decal this year in honor of George Flippin. Flippin, who lettered from 1892-94, was NU's first African-American player. He was elected a captain for the 1895 season, but did not participate in that year. Flippin went on to practice medicine in Stromsburg, Neb.

SCHEDULE NOTES

- Nebraska was scheduled to play more than half of its schedule against top-15 teams from a year ago, facing a top-15 team in five of its eight scheduled games.

2019 TOP-15 TEAMS ON SCHEDULE

GM	DATE	OPPONENT	RANK
1	Oct. 24	at Ohio St.	3rd
2	Oct. 31	Wisconsin	11th
4	Nov. 14	Penn St.	9th
7	Nov. 27	at Iowa	15th
9	Dec. 12	Minnesota	10th

- Nebraska and Arkansas are the only teams in the country that were scheduled to play more than four top-15 opponents from a season ago. Arkansas faces five 2019 top-15 opponents in 10 games, while Nebraska faces five top-15 opponents in its eight scheduled games.
- The Huskers' original 12-game schedule was altered to become a 10-game conference-only schedule on Aug. 5. Six days later on Aug. 11, the Big Ten Conference postponed the season. The Big Ten then announced a nine-game conference-only slate on Sept. 16.
- With a nine-game schedule, now reduced to eight games, Nebraska is set to play its fewest regular-season games since an eight-game slate in 1944. Nebraska also opened the season on its latest date (Oct. 24) since 1892.

COACHING STAFF NOTES

- **Scott Frost** is in his fifth season as a head coach. Frost is one of four former Husker players to return to the Nebraska sideline as head coach, and he is one of 17 FBS head coaches coaching at his alma mater in 2020.
- Nebraska's staff also includes former Huskers **Greg Austin** (2003-06), **Ryan Held** (1993-96) and **Barrett Ruud** (2001-04).
- Frost is one of only four FBS head coaches to win a national title as a player. Both Frost (1995 & 1997) and Ryan Held (1994 & 1995) were two-time national champions as players at Nebraska.
- Frost and seven of his 10 assistant coaches are in their fifth consecutive season working together, including two seasons at UCF.
- There are two new addition to the staff in 2020. Matt Lubick is in his first season as the Huskers' offensive coordinator and wide receivers coach. Mike Dawson, who spent the 2016 and 2017 seasons on Frost's UCF staff and the 2018 season on Frost's Nebraska staff, returns to Lincoln to coach the outside linebackers.

- Frost was the consensus choice as the 2017 national coach of the year, while offensive coordinator **Matt Lubick** was a finalist for AFCA Assistant Coach of the Year in 2012. Defensive coordinator **Erik Chinander** was a nominee for the 2016 Broyles Award and quarterbacks coach **Mario Verduzco** was a Broyles Award nominee in 2018.

ROSTER NOTES

- Nebraska's roster features 154 players. NU is believed to have the largest roster of any non-service academy in the country.
- The roster features players from 27 states, including 64 homegrown Huskers. Besides Nebraska, the states with at least five players on the roster are: Florida (10), Georgia (8), Iowa (8), Texas (7), Colorado (6), Arizona (5) and Oklahoma (5).
- The roster also features three players from foreign countries in **Daniel Cerni** (Australia), **Barron Miles Jr.** (Canada) and **Nouredin Nouili** (Germany).
- The roster features 53 newcomers, including 39 true freshmen and 14 transfers. NU added five FBS transfers - four from Power Five teams - one FCS transfer and eight junior college transfers.
- More than two-thirds of the Husker roster is underclassmen, as 109 of the 154 players are either freshmen or sophomores (71 percent).
- Nebraska has 79 freshmen on its roster, more than the sophomore, junior and senior classes combined. Fifty-one percent of NU's roster is freshmen, the second straight season freshmen have made up more than half of the roster.
- Nebraska has four sets of brothers on its 2020 roster (**Brant & Brig Banks; Ian & Nate Boerkircher; Matt & Will Farniok; Connor & Corbin Ruth**). The four sets of brothers ties for the second-most brothers on any FBS roster.
- The Husker team captains are seniors **Dicaprio Bootle, Matt Farniok** and **Collin Miller** and juniors **Adrian Martinez** and **Kade Warner**. Farniok and Martinez are serving as captains for the second straight season.

ACADEMIC NOTES

- A total of 11 Huskers are playing the 2020 season as graduates, including 10 of 18 seniors.

HUSKERS WHO HAVE EARNED DEGREES

» Dicaprio Bootle	» Levi Falck
» Jared Bubak	» Christian Gaylord
» Connor Culp	» Ben Stille
» Damion Daniels	» Jack Stoll
» JoJo Domann	» Deontai Williams
» Matt Farniok	

- Six more Huskers are on track to graduate in December. If that happens, 15 members of the 18-player senior class - and two juniors - will have earned their degrees before season's end.
- Nebraska posted a 3.297 team GPA in the 2020 spring semester, the highest team GPA in program history. NU also entered this semester with a 3.149 cumulative team grade-point average, the highest in program history.

CAREER STARTS - OFFENSE

PLAYER	'17	'18	'19	'20	ALL
Jaimes	9	12	12	7	40
M. Farniok	4	12	12	7	35
Martinez	-	11	10	6	26
Stoll	0	12	12	1	25
Wilson	0	9	12	2	23
Falck	3&	9&	3&	4	19
Jurgens	-	-	12	6	18
Mills	7*	-	6	4	17
Warner	-	7	5	4	16
Hixson	-	0	12	-	12
Allen	-	0	5	6	11
Robinson	-	-	4	7	11
Nouili	-	-	7#	-	7
Benhart	-	-	0	7	7
Piper	-	-	0	6	6
Martin	-	1^	0	3	4
Vokolek	-	0	-	3	3
McCaffrey	-	-	0	2	2
Brown	-	-	-	1	1
Scott	-	-	-	1	1
Betts	-	-	-	1	1

*2016 at Georgia Tech; &-South Dakota #at Colorado State; ^at Michigan

CAREER STARTS - DEFENSE

PLAYER	'17	'18	'19	'20	ALL
Bootle	1	12	12	7	32
Stille	1	11	2	7	21
Dismuke	1	0	12	7	20
Miller	0	0	12	4	16
Taylor-Britt	-	0	10	6	16
Domann	-	2	6	7	15
Tannor	-	0	5	4	9
D. Williams	-	1	1	6	8
Nelson	-	-	0	7	7
Honas	-	0	0	6	6
Robinson	-	-	0	6	6
Daniels	-	0	1	3	4
Reimer	-	-	0	4	4
Clark	-	0	1	-	1
Rogers	-	0	0	1	1
Farmer	-	-	0	1	1
Newsome	-	-	0	1	1

CAREER STARTS - SPECIAL TEAMS

PLAYER	'17	'18	'19	'20	ALL
Culp	10*	-	-	7	17
Przystup	-	3#	-	6	9
McCallum	-	-	4	-	4
Crawford	-	-	-	1	1

*at LSU; #at Michigan State

CONSECUTIVE STARTS (MIN. 15)

PLAYER, POSITION	STARTS
Brenden Jaimes, OT	40
Dicaprio Bootle, CB	31
Matt Farniok, OG	31
Marquel Dismuke, S	19

SCOUTING RUTGERS (3-5)

Rutgers enters the matchup with a 3-5 record but has won two of their last three. Most recently, the Scarlet Knights defeated Maryland in overtime, 27-24 last weekend. Kicker Valentino Ambrosio tied the game at the end of regulation with a field goal, before hitting the game-winner. The victory was the third of the season for the Scarlet Knights, who matched their highest Big Ten Conference win total from 2014 and 2017.

10/24	@ Michigan State	W, 38-27
10/31	Indiana	L, 21-37
11/7	@ Ohio State	L, 27-49
11/14	Illinois	L, 20-23
11/21	Michigan	L, 42-48 (3OT)
11/28	@ Purdue	W, 37-30
12/5	Penn State	L, 7-23
12/12	@ Maryland	W, 27-24 (OT)
12/18	Nebraska	3 p.m.

Noah Vedral leads the Rutgers' passing game with 1,257 yards and nine touchdowns. He is 135-for-220 in the air for a 61.4 completion rate. Vedral also has 193 rushing yards and one rushing touchdown. Vedral's top target is Bo Melton who has 41 catches for 547 yards and six touchdowns. Isaih Pacheco has a team-high 473 rushing yards and two touchdowns. Johnny Langan leads the team with four rushing touchdowns.

On defense, Olakunle Fatukasi has dominated opposing offenses with a team-best 99 tackles including 11.0 for loss. The linebacker is averaging 12.4 tackles per game which leads the nation. He also has 3.0 sacks, one breakup, two hurries, two fumble recoveries and one forced fumble.

RUTGERS STATISTICAL LEADERS

RUSHING	ATT.	YDS	YPC	YPG	TD
Isaih Pacheco	109	473	4.3	59.1	2
Noah Vedral	68	193	2.8	27.6	1
Johnny Langan	47	147	3.1	18.4	4
Kay'Ron Adams	28	140	5.0	17.5	1

PASSING	CMP-ATT-INT	PCT	YDS	YPG	TD
Noah Vedral	135-220-8	61.4	1,257	179.6	9

RECEIVING	ATT.	YDS	YPC	YPG	TD
Bo Melton	41	547	13.3	68.4	6
Aron Cruickshank	34	229	6.7	28.6	1
Shameen Jones	32	354	11.1	44.2	3
Aaron Young	22	94	4.3	11.8	0

PUNTING	NO.	YDS	AVG	LG	I20	50+
Adam Korsak	43	1,845	42.9	66	17	7

PUNT RET.	NO.	YDS	AVG	TD
Avery Young	9	30	3.3	0
Bo Melton	0	58	0.0	1

KICK RET.	NO.	YDS	AVG	TD
A. Cruickshank	24	573	23.9	1
Bo Melton	2	83	41.5	0

FIELD GOALS	FG-ATT	PCT	LG
Guy Fava	2-2	100.0	44
V. Ambrosio	7-9	77.8	42

TACKLES	TACK	TFL	SCK
Olakunle Fatukasi	99	11.0	3.0
Christian Izien	58	0.0	0.0
Tyshon Fogg	58	2.0	0.0
Avery Young	43	3.0	0.0
Brendon White	40	0.0	0.0

HEAD COACH INFORMATION



HEAD COACH
GREG SCHIANO

- 12th Season (71-72)
- 12th Career Season (71-72)

Greg Schiano, who led Rutgers to new heights from 2001-11, returned as the head football in December 2019.

In his first stint with RU, Schiano led the Scarlet Knights to six bowl appearances, coached 83 RU players who signed NFL contracts and guided the program to the top APR score in the nation. He was named the 2006 National Coach of the Year.

Schiano, who has three nine-win campaigns and coached 16 Rutgers All-America selections has 71 wins which rank fourth in school history.

After making one prior trip to a bowl game in Rutgers football history, Schiano led the team to six bowls in seven seasons, including the program's first bowl victory. The Scarlet Knights won the last five, which was the longest active streak in the nation following the 2011 season.

In addition, RU was ranked in 20 weeks during Schiano's tenure. The Scarlet Knights appeared in the AP Poll just nine times prior to Schiano's first stint at the school.

RUTGERS VS. NEBRASKA HISTORY

DATE	LOCATION	SCORE
11/2/1920	Polo Grounds, N.Y.	L, 0-28
10/25/14	Lincoln, Neb.	L, 24-42
11/14/15	Piscataway, N.J.	L, 14-31
9/23/17	Lincoln, Neb.	L, 17-27

RUTGERS INFORMATION

One of the oldest football programs in the country, Rutgers is known as the "Birthplace of College Football" after playing the first intercollegiate football game against Princeton on Nov. 6, 1869. Since then, Rutgers has produced 70 All-Americans and six College Football Hall of Famers.

The Scarlet Knights claim one national title and have a 6-4 record in Bowl Games. Most recently, RU beat North Carolina in the 2014 Quick Lane Bowl by a score of 40-21.

Rutgers has never beat Nebraska. The Huskers have the 4-0 advantage against the Scarlet Knights, which includes a 3-0 record as Big Ten opponents.

- **First Year:** 1869
- **All-Time Record:** 655-672-2
- **Bowl Games Record:** 6-4
- **Conference Titles:** 0
- **National Titles:** 1
- **Stadium:** SHI Stadium
- **Capacity:** 52,454
- **Playing Surface:** FieldTurf
- **Location:** Piscataway, N.J.
- **Enrollment:** 69,000
- **Color:** Scarlet

STATISTICAL RANKING COMPARISON						
NEB	NAT.	B1G	CATEGORY	B1G	NAT.	RU
178.0	52nd	4th	Rushing Offense	10th	90th	139.2
180.9	106th	12th	Passing Offense	8th	82nd	210.8
358.9	96th	10th	Total Offense	13th	102nd	350.0
22.4	105th	12th	Scoring Offense	6th	72nd	27.4
175.1	76th	9th	Rushing Defense	11th	87th	184.0
230.6	64th	10th	Pass Defense	11th	80th	244.2
405.7	66th	9th	Total Defense	10th	84th	428.2
30.6	76th	8th	Scoring Defense	12th	92nd	32.6
33%	107th	13th	3rd-Down Offense	12th	101st	36%
44%	92nd	11th	3rd-Down Defense	4th	30th	37%
87%	36th	4th	Red Zone Offense	2nd	28th	89%
85%	76th	9th	Red Zone Defense	13th	115th	91%
34.3	115th	13th	Net Punting	1st	10th	42.1
13.3	15th	2nd	Punt Returns	3rd	33rd	9.8
12.3	106th	11th	Punt Return Defense	4th	27th	3.7
19.0	86th	7th	Kickoff Returns	3rd	26th	23.5
18.0	26th	4th	Kick Return Defense	11th	63rd	20.6
6.4	85th	10th	Penalties	13th	110th	7.8
61.3	95th	12th	Penalty Yards	13th	103rd	64.5
6	103rd	11th	Turnovers Gained	2nd	7th	21
14	89th	12th	Turnovers Lost	13th	102nd	13
-1.14	121th	12th	Turnover Margin	4th	11th	1.00

COACHING LEDGER

NEBRASKA (2018-PRESENT)

- Head Coach (11-20 Record)

UCF (2016-17)

- Head Coach (19-7 Record)

OREGON (2009-15)

- Offensive Coordinator (2013-15)
- Assistant Coach (WR) (2009-12)

NORTHERN IOWA (2007-08)

- Co-Defensive Coordinator (2008)
- Assistant Coach (LB) (2007)

KANSAS STATE (2006)

- Graduate Assistant

NEBRASKA (2002)

- Graduate Assistant

YEARLY TEAM RECORDS

YEAR	TEAM (ROLE)	RECORD
2007	Northern Iowa (AC)	12-1
2008	Northern Iowa (DC)	12-3
2009	Oregon (AC)	10-3
2010	Oregon (AC)	12-1
2011	Oregon (AC)	12-2
2012	Oregon (AC)	12-1
2013	Oregon (OC)	11-2
2014	Oregon (OC)	13-2
2015	Oregon (OC)	9-3
2016	UCF (HC)	6-7
2017	UCF (HC)	13-0
2018	Nebraska (HC)	4-8
2019	Nebraska (HC)	5-7
2020	Nebraska (HC)	2-5

HEAD COACHING RECORD 30-27
OVERALL RECORD 133-45

YEARLY TEAM RANKINGS

YEAR	TEAM (ROLE)	RANK
2007	UNI (AC)	4th
2008	UNI (DC)	4th
2009	Oregon (AC)	11th
2010	Oregon (AC)	3rd
2011	Oregon (AC)	4th
2012	Oregon (AC)	2nd
2013	Oregon (OC)	9th
2014	Oregon (OC)	2nd
2015	Oregon (OC)	14th
2016	UCF (HC)	NR
2017	UCF (HC)	6th
2018	Nebraska (HC)	NR
2019	Nebraska (HC)	NR

CONFERENCE TITLES (7)

YEAR	TEAM	CONFERENCE
2007	UNI (AC)	Gateway
2008	UNI (DC)	Missouri Valley
2009	Oregon (AC)	Pac-10
2010	Oregon (AC)	Pac-10
2011	Oregon (AC)	Pac-12
2014	Oregon (OC)	Pac-12
2017	UCF (HC)	American

PLAYING LEDGER

NATIONAL FOOTBALL LEAGUE

- 3rd-Round Pick in 1998 NFL Draft
- 6-Year NFL Career at Safety

COLLEGE (NEBRASKA & STANFORD)

- 1995 & 1997 National Champion at Nebraska
- 24-2 Record as Starting Quarterback
- 1996 Big 12 Newcomer of the Year
- Stanford Two-Way Starter (QB & S; 1993-94)

HEAD COACH SCOTT FROST



HISTORIC TURNAROUND AT UCF

At UCF, Frost produced the greatest two-year turnaround in college football history, inheriting an 0-12 team and leading the Knights to a 13-0 record just two years later.

- In his first season in 2016, Frost made history as the only first-time head coach in FBS history to make a bowl game with a team that was winless the previous season.
- UCF tied for the national lead with a six-win improvement from the 2015 to 2016 season. The Knights then ranked third nationally after improving by seven wins from the 2016 to 2017 season.
- The Knights' seven-win improvement from 2016 to 2017 ranked 11th in NCAA history and marked just the second time ever a bowl team improved by more than six wins the next season.
- UCF was the American Athletic Conference and Peach Bowl champions and was the only FBS team to go undefeated in 2017.
- Frost called UCF's plays, orchestrating the greatest two-year offensive turnaround in NCAA history. The Knights went from last to fifth in total offense, improving their output by more than 260 yards per game. UCF also went from third-to-last to first in scoring offense, improving by nearly 35 points per game.

13-0 AS A PLAYER & COACH

In his second year as a head coach, Scott Frost guided UCF to a 13-0 record in 2017, when the Knights were the nation's only undefeated team.

- Frost became the fourth coach in FBS history to post a 13-0 record or better in either his first or second season as a head coach. Among that quartet, Frost is the only coach who inherited a team that won fewer than five games, as UCF went 0-12 the year before Frost's arrival.
- Frost is one of only seven active FBS head coaches who has posted a 13-0 season or better, joining Jimbo Fisher, Ed Orgeron, Gary Patterson, Nick Saban, Dabo Swinney and Kyle Whittingham.
- Frost also led Nebraska to a 13-0 record and a national title as the Huskers' starting quarterback in 1997. Frost was the first person in NCAA history to be part of a 13-0 season as both a player and a head coach.

NATIONAL COACH OF THE YEAR

Frost was the consensus choice as the 2017 national coach of the year, earning the honor from at least eight different organizations.

- Frost won the 2017 Paul "Bear" Bryant Award as the national coach of the year. He joined Chris Petersen (2006 & 2009, Boise State) as the only coaches in the 32-year history of the award to win the honor while coaching a team outside of a Power Five Conference.
- Frost was also the AP Coach of the Year, becoming the sixth coach to win the award in his first or second season as a head coach.

FROST A TOP OFFENSIVE COACH

For each of the last 12 years, Scott Frost has either been an offensive assistant, offensive coordinator or head coach who calls the offensive plays. During that time, he has consistently proven to be one of the nation's finest offensive coaches.

- In 11 previous seasons coaching offense, Frost has worked with eight units that finished in the top 10 nationally in scoring, including seven that ranked in the top five.
- Frost has also been a part of seven teams that ranked in the top 10 nationally in total offense the past 11 seasons.

FROST A PROVEN WINNER

Frost is a proven winner. In his 14-year full-time coaching career, Frost's teams have combined for a 133-45 record.

- Frost teams have averaged nearly 10 wins per season, including seven 12-win campaigns.
- He has won seven conference titles in 13 years.
- Frost has coached in two national title games and his teams have finished with a top-10 ranking eight times in the past 13 years.
- In two seasons as UCF's head coach, the Knights were the nation's most improved team in 2016 and were the only FBS team to go undefeated in 2017.
- As a Husker quarterback, Frost was a two-time national champion who helped NU to a 36-2 record, including a 24-2 mark as a starter.
- Frost is one of four active head coaches who won a national title as a player and is the only coach who won multiple national titles.

NEBRASKA ASSISTANT COACHES



MATT LUBICK
OFFENSIVE COORDINATOR
WIDE RECEIVERS

- 1st Season at Nebraska
- 25th Career Season
- 4th Year as an Offensive Coord.

Lubick has coached in the ACC, Big Ten and Pac-12, serving as offensive coordinator at Oregon, Washington and Nebraska. In his past six seasons, Lubick has worked with four top-25 scoring offenses. In each of his three seasons as a coordinator, Lubick's teams have ranked in the top 25 nationally in completion percentage. The 2012 National Wide Receivers Coach of the Year, Lubick coached two of the 10 all-time leading receivers at Washington.



GREG AUSTIN
OFFENSIVE LINE
RUN GAME COORDINATOR

- 3rd Season at Nebraska
- 11th Career Season
- 2 Years of NFL Experience

A former All-Big 12 Husker offensive lineman, Austin has coached the offensive line at the Power Five (Oregon, Nebraska) and NFL (Philadelphia) levels. His lines have paved the way for a top-25 offense at each of his three collegiate stops (Oregon, UCF and Nebraska).



SEAN BECKTON
TIGHT ENDS

- 3rd Season at Nebraska
- 25th Career Season
- 22 Years of Collegiate Experience

Beckton is a veteran coach who has developed NFL draft picks at three different positions: cornerback, wide receiver and tight end. Husker tight ends set career highs in every category in 2018 and topped those marks in nearly every area in 2019.



RYAN HELD
RUNNING BACKS
RECRUITING COORDINATOR

- 3rd Season at Nebraska
- 21st Career Season
- 13 Years as a Head Coach

Held won two national titles as a player at Nebraska, and he has won two national titles as a coach (Nebraska & Tennessee). He has coached a running back who has ranked in the top 15 nationally in yards per carry two of the last three seasons.



MARIO VERDUZCO
QUARTERBACKS

- 3rd Season at Nebraska
- 44th Career Season
- 34 Years of Collegiate Experience

Verduzco was a nominee for assistant coach of the year in 2018 after Adrian Martinez was the second true freshman in NCAA history to average 200 yards passing and 50 yards rushing per game. In 2017, UCF's McKenzie Milton was second nationally in pass efficiency.



ERIK CHINANDER
DEFENSIVE COORDINATOR

- 3rd Season at Nebraska
- 18th Career Season
- 5th Year as an Defensive Coord.

Chinander boasts NFL coaching experience and has coached in two FBS national title games and one FCS Championship Game. He earned a nomination for the Broyles Award at UCF in 2016, when his defense was the primary reason the Knights qualified for a bowl game one year after a winless campaign. The defense then preserved UCF's perfect season in 2017 with a pair of game-clinching interceptions in the conference title game and the Peach Bowl.



MIKE DAWSON
OUTSIDE LINEBACKERS

- 1st Season at NU (2nd Overall)
- 22nd Career Season
- 4 Years of NFL Experience

Dawson boasts four years of NFL coaching experience, and he also has experience as a collegiate defensive coordinator. Dawson has experience coaching both defensive linemen and outside linebackers at the Power Five level and in the NFL.



TRAVIS FISHER
DEFENSIVE BACKS

- 3rd Season at Nebraska
- 8th Career Season

Fisher is a rising star following a nine-year NFL career. He has coached eight all-conference defensive backs in the last four years, and three of NU's secondary starters were All-Big Ten in 2019. Fisher's units have ranked in the top 25 in interceptions twice in the last four years.



BARRETT RUUD
INSIDE LINEBACKERS

- 3rd Season at Nebraska
- 6th Career Season

Mohamed Barry totaled more than 200 tackles in his two seasons under Ruud, earning All-Big Ten honors both years. Ruud is Nebraska's all-time leading tackler, and he posted four consecutive 100-tackle seasons for the Tampa Bay Bucs as part of his eight-year NFL career.



TONY TUIOTI
DEFENSIVE LINE

- 2nd Season at Nebraska
- 18th Career Season
- 2 Years of NFL Experience

Tuioti has NFL experience as a defensive line coach and has coached at two of the seven winningest programs in NCAA history. All three of his 2019 starting defensive linemen are on NFL rosters this season, with two of those three being selected in the 2020 NFL Draft.

GAME DAY COACHING SPOTS

SIDELINES

- Scott Frost, Head Coach
- Greg Austin, Defensive Line
- Sean Beckton, Tight Ends
- Travis Fisher, Defensive Backs
- Ryan Held, Running Backs
- Barrett Ruud, Inside Linebackers
- Tony Tuioti, Defensive Line

COACHES BOOTH

- Erik Chinander, Defensive Coordinator
- Mike Dawson, Outside Linebackers
- Matt Lubick, Offensive Coordinator/WRs
- Mario Verduzco, Quarterbacks

NEBRASKA SUPPORT STAFF

STRENGTH COACHES

- Zach Duval, Head Strength Coach
- Jasen Carlson, Assistant Strength Coach
- Dan Millington, Assistant Strength Coach
- Andrew Strop, Assistant Strength Coach

FOOTBALL ADMINISTRATION

- Gerrod Lambrecht, Chief of Staff
- Matt Davison, Associate A.D. - Football
- Andrew Sims, Assoc. Dir. of Football Oper.
- Joni Duff, Football Administrative Assistant

ANALYSTS & QUALITY CONTROL

- Jonathan Rutledge, Senior Special Teams Analyst
- Frank Verducci, Senior Offensive Analyst
- Mike Cassano, Offensive Analyst
- Bobby Maffei, Defensive Analyst
- Bill McGovern, Defensive Analyst
- Steve Cooper, Offensive Quality Control
- Steve Demeo, Assistant Quality Control
- Sean Beckton Jr., Develop. Perf. Quality Control

PLAYER PERSONNEL & RECRUITING

- Sean Dillon, Director of Player Personnel
- Ryan Callaghan, Asst. Dir. of Player Personnel
- Ron Brown, Director of Player Development
- Kenny Wilhite, Director of High School Relations
- Trent Mossbrucker, Dir. of Recruiting & Admin.

GRADUATE ASSISTANTS

- Demeitre Brim
- David Parker
- Tony Washington Jr.

FOOTBALL VIDEO & CREATIVE STAFF

- Matt Haron, Director of Video Technology
- Orah Garst, Dir. of Creative & Engagement
- CJ Campbell, Director of Graphic Design

OTHER STAFF

- Jay Terry, Assistant A.D. - Equipment Operations
- Mark Mayer, Head Football Athletic Trainer
- Jason Amadio, Assistant Athletic Trainer
- Drew Hamblin, Assistant Athletic Trainer
- Dave Ellis, Director of Performance Nutrition
- Brett Haskell, Director of Sport Psychology

THE LAST TIME AN INDIVIDUAL...

OFFENSE

100 YARDS RUSHING

Nebraska: Luke McCaffrey (122) vs. Illinois (Nov. 21, 2020)
Opponent: Mohamed Ibrahim (108), Minnesota (Dec. 12, 2020)

200 YARDS RUSHING

Nebraska: Ameer Abdullah (225), vs. Rutgers (Oct. 25, 2014)
Opponent: Jonathan Taylor (204), vs. Wisconsin (Nov. 16, 2019)

300 YARDS RUSHING

Nebraska: Roy Helu Jr. (307), vs. Missouri (Oct. 30, 2010)
Opponent: Melvin Gordon (408), at Wisconsin (Nov. 15, 2014)

4 RUSHING TOUCHDOWNS

Nebraska: Ameer Abdullah (4), at Northwestern (Oct. 18, 2014)
Opponent: Melvin Gordon (4), at Wisconsin (Nov. 15, 2014)

MORE THAN 4 RUSHING TOUCHDOWNS

Nebraska: Calvin Jones (6), at Kansas (Nov. 9, 1991)
Opponent: Chris Brown (6), at Colorado (Nov. 23, 2001)

300 YARDS PASSING

Nebraska: Adrian Martinez (327), at Illinois (Sept. 21, 2019)
Opponent: Jack Plummer (334), at Purdue (Dec. 5, 2020)

400 YARDS PASSING

Nebraska: Tanner Lee, at Purdue (431), Oct. 28, 2017
Opponent: Clayton Thorson (455), at Northwestern (Oct. 13, 2018)

500 YARDS PASSING

Nebraska: Joe Ganz (510), vs. Kansas State (Nov. 10, 2007)
Opponent: Tim Rattay (590), Louisiana Tech (Aug. 29, 1998)

30 COMPLETIONS

Nebraska: Tanner Lee (32), at Purdue (Oct. 28, 2017)
Opponent: Jack Plummer (33), at Purdue (Dec. 5, 2020)

40 COMPLETIONS

Nebraska: Never Happened
Opponent: Clayton Thorson (41), at Northwestern (Oct. 13, 2018)

4 PASSING TOUCHDOWNS

Nebraska: Ryker Fyfe (4), at Purdue (Oct. 31, 2015)
Opponent: J.T. Barrett (5), Ohio St. (Oct. 14, 2017)

MORE THAN 4 PASSING TOUCHDOWNS

Nebraska: Joe Ganz (7), vs. Kansas St. (Nov. 10, 2007)
Opponent: J.T. Barrett (5), Ohio State, Oct. 14, 2017

TD PASS BY A NON-QUARTERBACK

Nebraska: De'Mornay Pierson-El (WR), at Northwestern (Oct. 18, 2014)
Opponent: Tommy Saunders (WR), at Missouri (Oct. 6, 2007)

10 RECEPTIONS

Nebraska: Stanley Morgan Jr. (10), vs. Minnesota (Oct. 20, 2018)
Opponent: Rondale Moore (13) and David Bell (10), at Purdue (Dec. 5, 2020)

100 RECEIVING YARDS

Nebraska: Wan'Dale Robinson (114), at Purdue (Dec. 5, 2020)
Opponent: David Bell (132), at Purdue (Dec. 5, 2020)

200 RECEIVING YARDS

Nebraska: JD Spielman (209), at Wisconsin (Oct. 6, 2018)
Opponent: Flynn Nagel (220), at Northwestern (Oct. 13, 2018)

3 RECEIVING TOUCHDOWNS

Nebraska: Brandon Kinnie (3), at Oklahoma State (Oct. 23, 2010)
Opponent: Dezmon Briscoe (3), at Kansas (Nov. 3, 2007)

500 TOTAL OFFENSE YARDS

Nebraska: Joe Ganz (521), at Colorado (Nov. 23, 2007)
Opponent: Tim Rattay (568), Louisiana Tech (Aug. 29, 1998)

LONG OFFENSIVE PLAYS

60-69 YARD RUN

Nebraska: Maurice Washington (60, TD), vs. No. Illinois (Sept. 14, 2019)
Opponent: Cam Wiley (61), Minnesota (Dec. 12, 2020)

70-79 YARD RUN

Nebraska: Taylor Martinez (76, TD), vs. Wisconsin (Dec. 1, 2012)
Opponent: Demry Croft (73-TD), at Minnesota (Nov. 11, 2017)

80-89 YARD RUN

Nebraska: Kenny Bell (82-TD), at Minnesota (Oct. 22, 2011)
Opponent: Jonathan Taylor (88, TD), at Wisconsin (Oct. 6, 2018)

90-99 YARD RUN

Nebraska: Taylor Martinez (92, TD), at UCLA (Sept. 8, 2012)
Opponent: Ell Roberson (91, TD), Kansas St. (Nov. 16, 2002)

60-69 YARD PASS

Nebraska: Martinez to Spielman (65, TD), at Colorado, (Sept. 7, 2019)
Opponent: Morgan to Autman-Bell (69), Minnesota (Oct. 20, 2018)

70-79 YARD PASS

Nebraska: Martinez to Washington (75, TD), at Colorado (Sept. 7, 2019)
Opponent: Levis to Freiermuth (74 yards), Penn St. (Nov. 14, 2020)

80-89 YARD PASS

Nebraska: Lee to Morgan Jr. (80, TD), vs. Wisconsin (Oct. 7, 2017)
Opponent: Plummer to Bell (89, TD), at Purdue (Dec. 5, 2020)

90-99 YARD PASS

Nebraska: Armstrong Jr. to Enunwa (99, TD), vs. Georgia (Jan. 1, 2014)
Opponent: Montez to Nixon (96, TD), at Colorado (Sept. 7, 2019)

DEFENSE

15 TACKLES

Nebraska: Marquel Dismuke (15) vs. Penn State (Nov. 14, 2020)
Opponent: Mariano Sori-Marin (18), Minnesota (Dec. 12, 2020)

20 TACKLES

Nebraska: Lee Kunz (23), at Oklahoma (Nov. 25, 1977)
Opponent: Michael Boley (20), Southern Miss (Sept. 11, 2004)

3.0 OR MORE SACKS

Nebraska: Randy Gregory (3.0), at Michigan (Nov. 9, 2013)
Opponent: Mustaf Johnson (3.0), at Colorado (Sept. 7, 2019)

5 OR MORE TFLs

Nebraska: Cianté Evans (5), vs. Northwestern (Nov. 2, 2013)
Opponent: A.J. Epenesa (5), Iowa (Nov. 29, 2019)

5 PASS BREAKUPS

Nebraska: Dicaprio Bootle (5), at Michigan (Sept. 22, 2018)
Opponent: Never Happened

2 INTERCEPTIONS

Nebraska: Myles Farmer (2), at Northwestern (Nov. 7, 2020)
Opponent: Jeff Okudah (2), vs. Ohio State (Sept. 28, 2019)

MORE THAN 2 INTERCEPTIONS

Nebraska: Matt O'Hanlon (3), vs. Oklahoma (Nov. 7, 2009)
Opponent: Anthony Brown (3), at Purdue (Oct. 31, 2015)

RETURNED AN INTERCEPTION FOR A TOUCHDOWN

Nebraska: Cam Taylor-Britt (38 yds), vs. Iowa (Nov. 29, 2019)
Opponent: Chris Orr (78 yds), Wisconsin (Oct. 7, 2017)

RETURNED A FUMBLE FOR A TOUCHDOWN

Nebraska: Deontai Williams (26 yards) vs. Penn State (Nov. 14, 2020)
Opponent: Sevyn Banks (55 yards) at Ohio State (Oct. 24, 2020)

SPECIAL TEAMS**PUNT RETURN TOUCHDOWN**

Nebraska: JD Spielman (76 yds), vs. South Alabama (Aug. 31, 2019)
Opponent: Donovan Peoples-Jones (60), at Michigan (Sept. 22, 2018)

KICKOFF RETURN TOUCHDOWN

Nebraska: JD Spielman (99 yds), vs. Arkansas St. (Sept. 2, 2017)
Opponent: Ihmir Smith-Marsette (99 yds), vs. Nebraska (Nov. 29, 2019)

BLOCKED PUNT

Nebraska: Levi Falck (1), at Purdue (Dec. 5, 2020)
Opponent: Jackson Anthrop (1), at Purdue (Dec. 5, 2020)

BLOCKED PUNT RETURNED FOR TOUCHDOWN

Nebraska: Justin Blatchford (25 yds), at Baylor (Oct. 31, 2009)
Opponent: Darren Rus (20 yds), Kansas (Nov. 5, 2005)

BLOCKED PUNT FOR A SAFETY

Nebraska: Marquel Dismuke (1) vs. Illinois (Nov. 10, 2018)
Opponent: Keandre Jones (1), Ohio St. (Nov. 3, 2018)

BLOCKED FIELD GOAL

Nebraska: Randy Gregory (1) vs. Minnesota (Nov. 22, 2014)
Opponent: Jalen McKie (1) & Antonio Jones-Davis, No. Ill. (Sept. 14, 2019)

BLOCKED FG RETURNED FOR TOUCHDOWN

Nebraska: Nathan Gerry (85 yds) vs. Minnesota (Nov. 22, 2014)
Opponent: Never Happened

THE LAST TIME A TEAM...**OFFENSE****300 YARDS RUSHING**

Nebraska: at Maryland, Nov. 23, 2019 (305)
Opponent: vs. Wisconsin, Nov. 16, 2019 (320)

400 YARDS RUSHING

Nebraska: vs. Illinois, Sept. 27, 2014 (458)
Opponent: at Minnesota, Nov. 11, 2017 (409)

500 YARDS RUSHING

Nebraska: at Baylor, Oct. 13, 2001 (641)
Opponent: at Wisconsin, Nov. 15, 2014 (581)

300 YARDS PASSING

Nebraska: at Illinois, Sept. 21, 2019 (327)
Opponent: at Purdue, Dec. 5, 2020 (334)

400 YARDS PASSING

Nebraska: at Wisconsin, Oct. 6, 2018 (407)
Opponent: at Northwestern, Oct. 13, 2018 (455)

500 YARDS PASSING

Nebraska: vs. Kansas State, Nov. 10, 2007 (519)
Opponent: Louisiana Tech, Aug. 29, 1998 (590)

600 YARDS OF OFFENSE

Nebraska: at Illinois, Sept. 21, 2019 (673)
Opponent: at Penn State, Nov. 18, 2017 (609)

700 YARDS OF OFFENSE

Nebraska: vs. Florida Atlantic, Aug. 30, 2014 (784 yards)
Opponent: Never accomplished

50 POINTS

Nebraska: at Maryland, Nov. 23, 2019 (Nebraska won 54-7)
Opponent: Ohio State, Oct. 24, 2020 (Ohio State won 52-17)

60 POINTS

Nebraska: vs. Idaho State, Sept. 22, 2012 (Nebraska won, 73-7)
Opponent: at Ohio State, Nov. 5, 2016 (Ohio State won 62-3)

TWO 100-YARD RUSHERS

Nebraska: vs. Minnesota, Oct. 20, 2018 (Ozigbo, Martinez, Washington)
Opponent: Illinois, Nov. 21, 2020 (Epstein, Brown)

THREE 100-YARD RUSHERS

Nebraska: vs. Minnesota, Oct. 20, 2018 (Ozigbo, Martinez, Washington)
Opponent: Wisconsin, Dec. 1, 2012 (Gordon, Ball, White)

TWO 100-YARD RECEIVERS

Nebraska: at Colorado, Sept. 7, 2019 (Washington, Spielman)
Opponent: Ohio State, Oct. 24, 2020 (Wilson, Olave)

DEFENSE**POSTED A SHUTOUT**

Nebraska: vs. Arizona, Dec. 30, 2009 (33-0)
Opponent: Arizona State, Sept. 21, 1996 (19-0)

RECORDED A DEFENSIVE SAFETY

Nebraska: vs. Arizona, Dec. 30, 2009 (33-0)
Opponent: Northern Illinois, Sept. 14, 2019 (44-8)

2 DEFENSIVE TOUCHDOWNS

Nebraska: vs. South Alabama, Aug. 31, 2019 (1 IR, 1 fumble return)
Opponent: Northern Illinois, Sept. 16, 2017 (2 interception returns)

4 INTERCEPTIONS

Nebraska: vs. Wyoming, Sept. 10, 2016 (5)
Opponent: Oregon, Sept. 9, 2017 (4)

15 TFLs

Nebraska: at Michigan, Nov. 9, 2013 (16)
Opponent: vs. Oklahoma, Dec. 4, 2010 (17)

7 OR MORE SACKS

Nebraska: vs. Colorado, Sept. 8, 2018 (7)
Opponent: vs. Oklahoma, Dec. 4, 2010 (7)

15 PASS BREAKUPS

Nebraska: Kansas, Oct. 2, 2004 (17)
Opponent: Never Happened

MISCELLANEOUS**SAFETY OF ANY KIND**

Nebraska: Blocked Punt vs. Illinois (Nov. 10, 2018)
Opponent: Tackle for Loss, vs. Northern Illinois (Sept. 14, 2019)

WAS NOT PENALIZED

Nebraska: vs. Maine, Sept. 3, 2005
Opponent: Iowa, Sept. 4, 1999

OVERCAME A HALFTIME DEFICIT TO WIN

Nebraska: at Illinois, Sept. 21, 2019 (trailed, 21-14, won 42-38)
Opponent: Indiana, Oct. 26, 2019 (trailed, 21-16, won 38-31)

WON WHEN TRAILING AFTER 3 QUARTERS

Nebraska: at Illinois, Sept. 21, 2019 (trailed 35-27, won 42-38)
Opponent: Colorado, Sept. 7, 2019 (trailed, 17-7, won 34-31 in OT)

OVERTIME GAME

at Colorado, Sept. 7, 2019 (Colorado won 34-31)

NEBRASKA OVERTIME WIN

at Iowa, Nov. 28, 2014 (Nebraska won 37-34)

NUMERICAL ROSTER

NO.	NAME	POS.
1	Wan'Dale Robinson	WR
2	Adrian Martinez	QB
2	Caleb Tannor	OLB
3	Will Honas	ILB
3	Jamie Nance	WR
4	Alante Brown	WR
4	Keem Green	DL
5	Omar Manning	WR
5	Cam Taylor-Britt	CB
6	Quinton Newsome	CB
7	Dicaprio Bootle	QB
7	Luke McCaffrey	QB
8	Logan Smothers	QB
8	Deontai Williams	S
9	Marquel Dismuke	S
10	Jackson Hannah	ILB
10	Demariyon Houston	WR
11	Austin Allen	TE
11	Braxton Clark	CB
12	Tamon Lynum	CB
12	Will Nixon	WR
13	JoJo Domann	OLB
14	Rahmir Johnson	RB
14	Brayden Miller	QB
15	Zavier Betts	WR
16	Nadab Joseph	CB
17	Ty Hahn	WR
18	Myles Farmer	S
18	Matt Masker	QB
19	Barron Miles Jr.	WR
21	Noa Pola-Gates	S
22	Cooper Jewett	RB
22	Eteva Mauga-Clements	ILB
23	Isaac Gifford	S
23	Jaquez Yant	RB
24	Blaise Gunnerson	OLB
24	Marvin Scott III	RB
25	Zach Schlager	ILB
25	Ronald Thompkins	RB
26	Dedrick Mills	RB
28	Sevion Morrison	RB
28	Luke Reimer	ILB
29	Bennett Folkers	WR
29	Ashton Hausmann	DB
30	Brody Belt	WR
30	Sami Khawja	P
31	Collin Miller	ILB
31	Zach Weinmaster	RB
32	Niko Cooper	OLB
32	Ryan Novosel	PK
33	Connor Culp	PK
33	Javin Wright	S
34	Simon Otte	OLB
34	Beau Psencik	RB
35	Jimari Butler	OLB
35	Trevin Luben	RB
36	Christian Banker	WR
36	Chase Contreras	PK
37	Isaiah Harris	RB
37	Phalen Sanford	CB
38	Damian Jackson	OLB
39	Bradley Bunner	CB
39	Garrett Hustedt	ILB
40	Daniel Cerni	P
40	Darius Moore	DB
40	Brian Perez	TE
41	Elliott Brown	WR
41	Garrett Snodgrass	ILB
42	Broc Douglass	WR
42	Nick Henrich	OLB
43	Mason Nieman	S
43	Connor Ruth	RB
44	Garrett Nelson	OLB
45	David Alston	OLB
45	Ty Chaffin	WR
46	John Goodwin	TE
46	Corbin Ruth	RB

2020 NEBRASKA FOOTBALL ROSTER

NO.	NAME	POS.	HT.	WT.	YR.	HOMETOWN (HIGH SCHOOL/COLLEGE)
84	Algarin, Matthias	WR	6-0	170	Fr.	Pierz, Minn. (Pierz)
11	** Allen, Austin	TE	6-8	260	Jr.	Aurora, Neb. (Aurora)
45	Alston, David	OLB	6-4	235	So.	Saint Paul, Minn. (Woodbury)
72	Anderson, Matthew	OL	6-6	255	RFr.	Leesville, La. (Leesville)
50	Archer, Jake	ILB	6-0	215	So.	Omaha, Neb. (Skutt Catholic)
73	* Bando, Broc	OL	6-5	315	Jr.	Lincoln, Neb. (IMG Academy [Fla.])
36	Banker, Christian	WR	6-0	190	Jr.	Omaha, Neb. (Skutt Catholic)
74	Banks, Brant	OL	6-7	305	RFr.	Houston, Texas (Westbury Christian)
55	Banks, Brig	LS	6-3	245	Jr.	Houston, Texas (St. Thomas HS/Henderson State)
66	Bayless, Bladen	OL	6-3	260	Fr.	Beatrice, Neb. (Beatrice)
30	* Belt, Brody	WR	5-8	185	So.	Omaha, Neb. (Millard West)
54	Benhart, Bryce	OL	6-9	330	RFr.	Lakeville, Minn. (Lakeville North)
15	Betts, Zavier	WR	6-2	200	Fr.	Bellevue, Neb. (West)
96	Black, Marquis	DL	6-4	310	Fr.	McDonough, Ga. (Eagle's Landing Christian Academy)
59	Boerkircher, Ian	OL	6-6	275	So.	Aurora, Neb. (Aurora/Nebraska-Kearney)
49	Boerkircher, Nate	TE	6-4	220	Fr.	Aurora, Neb. (Aurora)
7	*** Bootle, Dicaprio	CB	5-10	195	Sr.	Miami, Fla. (Southridge)
73	Brannen, Baylor	DL	6-4	260	Fr.	Omaha, Neb. (Millard West)
4	Brown, Alante	WR	5-11	190	Fr.	Chicago, Ill. (Simeon/St. Thomas More [Conn.] Prep)
41	Brown, Elliott	WR	6-1	180	Fr.	Omaha, Neb. (Elkhorn South)
80	Bubak, Jared	TE	6-5	245	Sr.	Lincoln, Neb. (Christian/Arizona State)
85	Bullock, John	OLB	6-1	215	RFr.	Omaha, Neb. (Creighton Prep)
39	Bunner, Bradley	CB	6-0	190	Jr.	Clarkson, Neb. (Clarkson)
35	Butler, Jimari	OLB	6-5	230	Fr.	Mobile, Ala. (Murphy)
58	Cassidy, Chris	ILB	6-1	225	So.	Lincoln, Neb. (Pius X)
40	Cerni, Daniel	P	6-4	220	Fr.	Canberry, Australia (Prokick Australia)
45	Chaffin, Ty	WR	6-5	215	Sr.	Burwell, Neb. (Burwell)
11	* Clark, Braxton	CB	6-4	210	So.	Orlando, Fla. (Dr. Phillips)
79	Conn, Alex	OL	6-6	300	Fr.	Derby, Kan. (Derby)
36	Contreras, Chase	PK	6-1	180	So.	Missouri Valley, Iowa (Missouri Valley/Iowa Western CC)
32	Cooper, Niko	OLB	6-5	225	So.	Memphis, Tenn. (Douglas/Hutchinson [Kan.] CC)
69	Corcoran, Turner	OL	6-6	300	Fr.	Lawrence, Kan. (Free State)
96	Crawford, Tyler	PK	5-10	175	Fr.	Broken Arrow, Okla. (Broken Arrow)
33	Culp, Connor	PK	5-10	190	Sr.	Phoenix, Ariz. (Desert Vista/LSU)
93	** Daniels, Damion	DL	6-3	335	Jr.	Dallas, Texas (Bishop Dunne)
95	Detlefsen, Grant	P	6-3	210	RFr.	Lincoln, Neb. (Southeast)
9	*** Dismuke, Marquel	S	6-2	215	Sr.	Compton, Calif. (Calabasas)
13	*** Domann, JoJo	OLB	6-1	230	Sr.	Colorado Springs, Colo. (Pine Creek)
42	Douglass, Broc	WR	6-0	160	Fr.	Grand Island, Neb. (Grand Island)
88	Falck, Levi	WR	6-2	205	Sr.	Circle Pines, Minn. (Centennial/South Dakota)
18	* Farmer, Myles	S	6-3	205	RFr.	Atlanta, Ga. (Westlake)
71	*** Farniok, Matt	OL	6-6	330	Sr.	Sioux Falls, S.D. (Washington)
68	Farniok, Will	OL	6-3	295	So.	Sioux Falls, S.D. (Washington)
82	Feist, Colton	DL	6-2	280	So.	Yutan, Neb. (Yutan)
29	Folkers, Bennett	WR	6-2	205	So.	Gothenburg, Neb. (Gothenburg)
78	Fritzsche, Jimmy	OL	6-7	290	RFr.	Greenville, S.C. (Greenville)
65	*** Gaylor, Christian	OL	6-6	310	Sr.	Baldwin City, Kan. (Baldwin City)
23	Gifford, Isaac	S	6-1	205	Fr.	Lincoln, Neb. (Southeast)
46	Goodwin, John	TE	6-2	255	RFr.	Lincoln, Neb. (Lincoln High)
89	Graham, Jamin	DL	6-4	245	RFr.	Attalla, Ala. (Etowah)
4	Green, Keem	DL	6-5	320	Jr.	Sumter, S.C. (Sumter/Highlands [Kan.] CC)
24	Gunnerson, Blaise	OLB	6-6	245	Fr.	Carroll, Iowa (Kuemper Catholic)
47	Guzman, Tyson	S	6-3	210	RFr.	Omaha, Neb. (Westside)
17	Hahn, Ty	WR	6-2	195	Fr.	Johnson, Neb. (Johnson-Brock)
10	Hannah, Jackson	ILB	6-3	220	RFr.	Nashville, Tenn. (Montgomery Bell Academy)
37	Harris, Isaiah	RB	5-9	190	Fr.	Omaha, Neb. (Millard South)
29	Hausmann, Ashton	DB	6-0	205	Fr.	Roca, Neb. (Norris)
93	Heins, Gabe	PK	6-0	185	RFr.	Kearney, Neb. (Kearney)
42	Henrich, Nick	LB	6-4	225	RFr.	Omaha, Neb. (Burke)
80	Herbek, Jacob	DL	6-5	260	RFr.	Grand Island, Neb. (Central Catholic)
87	* Hickman, Chris	WR	6-6	215	RFr.	Omaha, Neb. (Burke)
75	* Hixson, Trent	OL	6-4	320	Jr.	Omaha, Neb. (Skutt Catholic)
3	* Honas, Will	ILB	6-1	230	Sr.	Wichita, Kan. (Bishop Carroll/Butler CC)
10	Houston, Demariyon	WR	6-0	185	RFr.	Oklahoma City, Okla. (Millwood)
39	Hustedt, Garrett	ILB	6-2	230	RFr.	Omaha, Neb. (Mount Michael Benedictine)
72	Hutmacher, Nash	DL	6-5	330	Fr.	Oacoma, S.D. (Chamberlain)
47	Jablonski, Austin	WR	6-2	215	RFr.	Lincoln, Neb. (Pius X)
38	Jackson, Damian	OLB	6-2	275	Jr.	Las Vegas, Nev. (Shadow Ridge)
76	*** Jaimes, Brenden	OL	6-6	300	Sr.	Austin, Texas (Lake Travis)
22	Jewett, Cooper	RB	5-10	190	RFr.	Omaha, Neb. (Elkhorn South)
14	* Johnson, Rahmir	RB	5-10	185	RFr.	Oradell, N.J. (Bergen Catholic)
16	Joseph, Nadab	CB	6-2	190	So.	Miami, Fla. (Noland/Independence [Kan.] CC)
51	* Jurgens, Cameron	OL	6-3	290	So.	Beatrice, Neb. (Beatrice)
30	Khawja, Sami	P	5-11	165	Fr.	Danville, Calif. (IMG Academy [Fla.])
51	Klover, Braden	ILB	6-1	225	Fr.	Wymore, Neb. (Southern)
81	Leader, Nick	OLB	6-1	205	RFr.	Lincoln, Neb. (Southwest)
85	Liewer, Wyatt	WR	6-3	195	So.	O'Neill, Neb. (O'Neill)
90	Lingenfelter, Ben	DL	6-4	290	Jr.	Cherokee, Iowa (Washington)
35	Luben, Trevin	RB	6-0	195	Fr.	Wahoo, Neb. (Wahoo)
77	Lynn, Michael	OL	6-6	290	RFr.	Greenwood Village, Colo. (Cherry Hills)
12	Lynum, Tamon	CB	6-2	180	Fr.	Orlando, Fla. (Evans)
5	Manning, Omar	WR	6-4	225	Jr.	Lancaster, Texas (Lancaster/TCU/Kilgore CC)
89	Martin, Oliver	WR	6-1	200	Jr.	Coralville, Iowa (Iowa City West/Michigan/Iowa)
2	** Martinez, Adrian	QB	6-2	220	Jr.	Fresno, Calif. (Clovis West)
18	Masker, Matt	QB	6-1	220	So.	Kearney, Neb. (Kearney Catholic)
22	Mauga-Clements, Eteva	ILB	6-2	220	Jr.	Pleasant Hill, Calif. (College Park/Diablo Valley CC)
7	* McCaffrey, Luke	QB	6-2	200	RFr.	Highlands Ranch, Colo. (Valor Christian)
48	* McCallum, Lane	S	6-2	220	Jr.	Norfolk, Neb. (Norfolk/Air Force)
59	McCormack, Caden	ILB	6-0	235	RFr.	Lincoln, Neb. (Southwest)

71	Menning, Keegan	OL	6-4	330	Fr.	Fremont, Neb. (Fremont)
19	Miles Jr., Barron	WR	6-0	170	Fr.	Montreal, Quebec, Canada (Chandler[Ariz.]
14	Miller, Brayden	QB	6-1	210	RFr.	Kearney, Neb. (Kearney)
31 ***	Miller, Collin	ILB	6-3	240	Sr.	Fishers, Ind. (Hamilton Southeastern)
66	Miller, Ezra	OL	6-6	325	RFr.	Holstein, Iowa (Ridge View/Iowa)
26 *	Mills, Dedrick	RB	5-11	220	Sr.	Waycross, Ga. (Ware County/Georgia Tech/Garden City [Kan.] CC)
57	Monin, Drew	ILB	6-1	240	Fr.	Atlanta, Ga. (Avon Old Farms [Conn.])
40	Moore, Darius	DB	6-1	185	Jr.	Tiffin, Iowa (Clear Creek Amana/Iowa Western CC)
28	Morrison, Sevion	RB	6-0	210	Fr.	Tulsa, Okla. (Edison)
53	Moses, Riley	OL	6-2	315	RFr.	Fairmont, Neb. (Fillmore Central)
94	Mueller, Cade	LS	6-0	215	So.	Gretna, Neb. (Gretna)
3	Nance, Jamie	WR	6-0	180	RFr.	Blanchard, Okla. (Blanchard)
44 *	Nelson, Garrett	OLB	6-3	240	So.	Scottsbluff, Neb. (Scottsbluff)
52	Newsom, Mosai	DL	6-4	285	RFr.	Waverly, Iowa (Waverly-Shell Rock)
6 *	Newsome, Quinton	CB	6-2	180	So.	Suwanee, Ga. (North Gwinnett)
43	Nieman, Mason	S	6-3	200	Fr.	Waverly, Neb. (Waverly)
12	Nixon, Will	WR	5-11	185	Fr.	Waco, Texas (Midway)
63	Nouili, Nouredin	OL	6-4	320	So.	Frankfurt, Germany (Norris/Colorado State)
32	Novosel, Ryan	PK	6-0	160	Fr.	Wilmette, Ill. (New Trier Township)
34 *	Otte, Simon	OLB	6-1	205	So.	York, Neb. (York)
49	Payne, Pheldarius	OLB	6-3	260	Jr.	Suffolk, Va. (Nansemond River/Lackawanna [Penn.] CC)
40	Perez, Brian	TE	6-3	230	Sr.	Hartley, Iowa (Hartley-Melvin-Sanborn HS/Iowa Western CC)
91	Pieper, Cameron	LS	6-3	250	So.	Lincoln, Neb. (Southwest)
57	Piper, Ethan	OL	6-4	300	RFr.	Norfolk, Neb. (Norfolk Catholic)
21	Pola-Gates, Noa	S	5-11	180	RFr.	Gilbert, Ariz. (Williams Field)
90 *	Przystup, William	P	6-4	250	So.	Oviedo, Fla. (Oviedo HS/Michigan State)
34	Psencik, Beau	RB	6-0	200	Fr.	Houston, Texas (Lutheran South Academy)
82 **	Rafdal, Kurt	TE	6-7	245	Jr.	Carmel, Ind. (Carmel)
28 *	Reimer, Luke	ILB	6-1	220	So.	Lincoln, Neb. (North Star)
84	Richter, Eli	OLB	6-4	240	RFr.	Kearney, Neb. (Kearney Catholic)
87	Riley, Jordon	DL	6-6	330	Jr.	New Bern, N.C. (Riverside/North Carolina/Garden City [Kan.] CC)
99	Robinson, Ty	DL	6-6	310	RFr.	Gilbert, Ariz. (Higley)
1 *	Robinson, Wan/Dale	WR	5-10	185	So.	Frankfort, Ky. (Western Hills)
98 *	Rogers, Casey	DL	6-4	300	So.	Syracuse, N.Y. (Westhill/Avon Old Farms [Conn.]
43	Ruth, Connor	RB	5-11	225	So.	Malcolm, Neb. (Seward)
46	Ruth, Corbin	RB	6-0	220	Jr.	Malcolm, Neb. (Seward/Northwest Missouri State)
37	Sanford, Phalen	CB	6-0	190	So.	Benkelman, Neb. (Dundy County-Stratton/Hastings College)
25	Schlager, Zach	ILB	6-0	220	So.	McCook, Neb. (McCook/Colorado State)
54	Schommer, Ryan	OLB	6-4	260	So.	Norfolk, Neb. (Norfolk)
24	Scott III, Marvin	RB	5-9	200	Fr.	Daytona Beach, Fla. (Spruce Creek)
83	Shurtleff, Sam	OLB	6-3	220	RFr.	Watkinsville, Ga. (Oconee County)
70 *	Sichterman, Matt	OL	6-4	315	Jr.	Cincinnati, Ohio (Kings)
76	Simonson, Eli	OL	6-5	295	Fr.	Fremont, Neb. (Archbishop Bergan)
8	Smothers, Logan	QB	6-2	190	Fr.	Muscle Shoals, Ala. (Muscle Shoals)
41	Snodgrass, Garrett	ILB	6-3	225	RFr.	York, Neb. (York)
62	Stafursky, Noah	OL	6-3	340	RFr.	York, Neb. (York)
95 ***	Stille, Ben	DL	6-5	295	Sr.	Ashland, Neb. (Ashland-Greenwood)
86 ***	Stoll, Jack	TE	6-4	260	Sr.	Lone Tree, Colo. (Regis Jesuit)
56	Tagge, Grant	ILB	6-2	195	Fr.	Omaha, Neb. (Westside)
2 **	Tannor, Caleb	OLB	6-2	230	Jr.	Stone Mountain, Ga. (Miller Grove)
5 **	Taylor-Britt, Cam	CB	6-0	205	Jr.	Montgomery, Ala. (Park Crossing)
97 **	Thomas, Deontre	DL	6-3	295	Jr.	Mustang, Okla. (Mustang)
25	Thompkins, Ronald	RB	5-11	195	RFr.	Loganville, Ga. (Grayson)
83	Vokolek, Travis	TE	6-6	260	Jr.	Springfield, Mo. (Kickapoo/Rutgers)
55	Walker, Chris	DL	6-6	300	Jr.	Lincoln, Neb. (East)
81 **	Warner, Kade	WR	6-1	210	Jr.	Scottsdale, Ariz. (Desert Mountain)
31	Weinmaster, Zach	RB	5-11	190	RFr.	Loveland, Colo. (Loveland)
92	Wildeman, Tate	DL	6-5	290	So.	Parker, Colo. (Legend)
8 *	Williams, Deontai	S	6-1	205	Sr.	Jacksonville, Fla. (Trinity Christian Academy/Jones County [Miss.] CC)
56 ***	Wilson, Boe	OL	6-3	300	Sr.	Lee's Summit, Mo. (Lee's Summit West)
96	Witucki, Camden	LS	6-3	220	Fr.	Grand Blanc, Mich. (Grand Blanc Community)
33	Wright, Javin	S	6-3	205	RFr.	Chandler, Ariz. (Hamilton)
23	Yant, Jaquez	RB	6-2	225	Fr.	Tallahassee, Fla. (Amos P. Godby)

Lettermen in Bold; *Indicates Letters Earned

NUMERICAL ROSTER

47	Tyson Guzman	S
47	Austin Jablonski	WR
48	Lane McCallum	S
49	Nate Boerkircher	TE
49	Pheldarius Payne	OLB
50	Jake Archer	ILB
51	Cameron Jurgens	OL
51	Braden Klover	ILB
52	Mosai Newsom	DL
53	Riley Moses	OL
54	Bryce Benhart	OL
54	Ryan Schommer	OLB
55	Brig Banks	LS
55	Chris Walker	DL
56	Grant Tagge	ILB
56	Boe Wilson	OL
57	Drew Monin	ILB
57	Ethan Piper	OL
58	Chris Cassidy	ILB
59	Ian Boerkircher	OL
59	Caden McCormack	ILB
62	Noah Stafursky	OL
63	Nouredin Nouili	OL
65	Christian Gaylord	OL
66	Bladen Bayless	OL
66	Ezra Miller	OL
68	Will Farniok	OL
69	Turner Corcoran	OL
70	Matt Sichterman	OL
71	Matt Farniok	OL
71	Keegan Menning	OL
72	Matthew Anderson	OL
72	Nash Hutmacher	DL
73	Broc Bando	OL
73	Baylor Brannen	DL
74	Brant Banks	OL
75	Trent Hixson	OL
76	Brenden Jaimes	OL
76	Eli Simonson	OL
77	Michael Lynn	OL
78	Jimmy Fritzsche	OL
79	Alex Conn	OL
80	Jared Bubak	TE
80	Jacob Herbek	DL
81	Nick Leader	OLB
81	Kade Warner	WR
82	Colton Feist	DL
82	Kurt Rafdal	TE
83	Sam Shurtleff	OLB
83	Travis Vokolek	TE
84	Matthias Algarin	WR
84	Eli Richter	OLB
85	John Bullock	OLB
85	Wyatt Liewer	WR
86	Jack Stoll	TE
87	Chris Hickman	WR
87	Jordon Riley	DL
88	Levi Falck	WR
89	Jamin Graham	DL
89	Oliver Martin	WR
90	Ben Lingenfelter	DL
90	William Przystup	P
91	Cameron Pieper	LS
92	Tate Wildeman	DL
93	Damion Daniels	DL
93	Gabe Heins	PK
94	Cade Mueller	LS
95	Grant Detlefsen	P
95	Ben Stille	DL
96	Marquis Black	DL
96	Tyler Crawford	PK
96	Camden Witucki	LS
97	Deontre Thomas	DL
98	Casey Rogers	DL
99	Ty Robinson	DL

PRONUNCIATION GUIDE

Jared Bubak..... BOO-bock
 Ty Chaffin CHAFF-inn
 Turner Corcoran..... CORK-uh-rinn
 Marquel Dismuke..... marr-KELL diss-MUKE
 Levi Falck..... FAULK
 Matt/Will Farniok..... far-NEE-uck
 Colton Feist..... FEAST
 Tyson Guzman..... GUZZ-munn
 Nick HenrichHEN-ritch
 Nash Hutmacher HUT-make-urr
 Will HonasHO-nuss
 Brenden Jaimes HYME-iss
 Nadab Joseph NAY-dab
 Sami Khavja KWA-juh

Tamon Lynum..... tuh-MAWN
 Eteva Mauga-Clements... eh-TEE-vuh MAW-guh
 Dedrick Mills DEED-rick
 Sevion Morrison..... SAY-vee-un
 Mosai Newsom mo-SIGH
 Nouredin Nouili NAIR-id-in new-ILL-ee
 Simon Otte..... OAT-ee
 Cameron Pieper..... PIPE-urr
 William Przystup PRISS-tup
 Ryan Schommer SHOME-urr
 Ben Stille STILL-ee
 Jack Stoll STOLE
 Travis Vokolek VOKE-uh-leck
 Tate Wildeman WILL-deh-munn

2020 NEBRASKA GAME-BY-GAME STARTERS

OFFENSIVE STARTING LINEUPS

OPPONENT	WR	WR	WR	TE	RT	RG	C	LG	LT	QB	RB	PK
Ohio State	Warner	Falck	W. Robinson	Stoll	Benhart	M. Farniok	Jurgens	Wilson	Jaimes	Martinez	Mills	Culp
Northwestern	Warner	Falck	W. Robinson	Allen	Benhart	Wilson	M. Farniok	Piper	Jaimes	Martinez	Mills	Culp
Penn State	Warner	Brown	W. Robinson	Allen	Benhart	M. Farniok	Jurgens	Piper	Jaimes	McCaffrey	Mills	Culp
Illinois	Warner	Falck	W. Robinson	Allen	Benhart	M. Farniok	Jurgens	Piper	Jaimes	McCaffrey	Scott III	Culp
Iowa	Martin	Betts	Vokolek*	Allen	Benhart	M. Farniok	Jurgens	Piper	Jaimes	Martinez	W. Robinson	Culp
Purdue	Martin	Vokolek*	W. Robinson	Allen	Benhart	M. Farniok	Jurgens	Piper	Jaimes	Martinez	Mills	Culp
Minnesota	Martin	Falck	Vokolek*	Allen	Benhart	M. Farniok	Jurgens	Piper	Jaimes	Martinez	W. Robinson	Culp

*Nebraska opened with two tight ends

DEFENSIVE STARTING LINEUPS

OPPONENT	DE	NG	DE	OLB	ILB	ILB	OLB	CB	S	S	CB	P
Ohio State	T. Robinson	Daniels	Stille	Nelson	Miller	Honas	Domann	Bootle	Dismuke	Williams	Taylor-Britt	Przystup
Northwestern	Rogers	Tannor*	Stille	Nelson	Miller	Reimer	Domann	Bootle	Dismuke	Farmer	Newsome	Przystup
Penn State	T. Robinson	Tannor*	Stille	Nelson	Miller	Honas	Domann	Bootle	Dismuke	Williams	Taylor-Britt	Przystup
Illinois	T. Robinson	Daniels	Stille	Nelson	Miller	Honas	Domann	Bootle	Dismuke	Williams	Taylor-Britt	Przystup
Iowa	T. Robinson	Daniels	Stille	Nelson	Reimer	Honas	Domann	Bootle	Dismuke	Williams	Taylor-Britt	Przystup
Purdue	T. Robinson	Tannor*	Stille	Nelson	Reimer	Honas	Domann	Bootle	Dismuke	Williams	Taylor-Britt	Przystup
Minnesota	T. Robinson	Tannor*	Stille	Nelson	Reimer	Honas	Domann	Bootle	Dismuke	Williams	Taylor-Britt	Crawford

*Nebraska opened with five linebackers

2020 NEBRASKA PLAYER PARTICIPATION

PLAYER, POS.	GP	GS	PLAYER, POS.	GP	GS	PLAYER, POS.	GP	GS
Austin Allen, TE	7	6	Will Honas, ILB	6	6	Wan'Dale Robinson, WR	7	7
Broc Bando, OL	7	0	Damian Jackson, OLB	5	0	Casey Rogers, DL	7	1
Brant Banks, OL	4	0	Brenden Jaimes, OL	7	7	Phalen Sanford, CB	3	0
Brody Belt, WR	7	0	Cooper Jewett, RB	1	0	Marvin Scott III, RB	5	1
Bryce Benhart, OL	7	7	Rahmir Johnson, RB	5	0	Matt Sichterman, OL	7	0
Zavier Betts, WR	6	1	Nadab Joseph, CB	2	0	Garrett Snodgrass, ILB	7	0
Dicaprio Bootle, CB	7	7	Cameron Jurgens, OL	6	6	Ben Stille, DL	7	7
Alante Brown, WR	7	1	Wyatt Liewer, WR	7	0	Jack Stoll, TE	6	1
Niko Cooper, OLB	6	0	Tamon Lynam, CB	6	0	Caleb Tannor, OLB	7	4
Turner Corcoran, OL	2	0	Omar Manning, WR	1	0	Cam Taylor-Britt, CB	7	6
Tyler Crawford, P/PK	2	1	Oliver Martin, WR	4	3	Deontre Thomas, DL	2	0
Connor Culp, PK	7	7	Adrian Martinez, QB	6	5	Ronald Thompkins, RB	2	0
Damion Daniels, DL	7	3	Eteva Mauga-Clements, ILB	7	0	Travis Vokolek, TE	7	3
Ronald Delancy III, CB	3	0	Luke McCaffrey, QB	7	2	Kade Warner, WR	7	4
Grant Detlefsen, H/P	1	0	Collin Miller, ILB	4	4	Tate Wildeman, DL	2	0
Marquel Dismuke, S	7	7	Dedrick Mills, RB	5	4	Deontai Williams, S	7	6
JoJo Domann, OLB	7	7	Cade Mueller, LS	7	0	Boe Wilson, OL	4	2
Levi Falck, WR	7	4	Garrett Nelson, OLB	7	7			
Myles Farmer, S	5	1	Quinton Newsome, CB	7	1			
Matt Farniok, OL	7	7	Simon Otte, OLB	6	0			
Will Farniok, OL	1	0	Pheldarius Payne, OLB	7	0			
Colton Feist, DL	3	0	Cameron Pieper, LS	6	0			
Marcus Fleming, WR	4	0	Ethan Piper, OL	7	6			
Christian Gaylord, OL	7	0	Noa Pola-Gates, S	7	0			
Isaac Gifford, S	7	0	William Przystup, P	6	0			
Keem Green, DL	5	0	Kurt Rafdal, TE	7	0			
Nick Henrich, LB	6	0	Luke Reimer, ILB	6	4			
Chris Hickman, WR	5	0	Jordon Riley, DL	6	0			
Trent Hixson, OL	2	0	Ty Robinson, DL	7	6			



AUSTIN ALLEN #11

6-8 | 250 | JR. | TE
AURORA, NEB.

CAREER HONORS

- 3-Time Academic All-Big Ten
- 6-Time Nebraska Scholar-Athlete Honor Roll
- Sam Foltz 27 Hero Leadership Award (2020)
- 3-Time Brook Berringer Citizenship Team
- 3-Time Tom Osborne Citizenship Team

PERSONAL NOTES

- His father Andrew was a Husker walk-on in 1981

SEASON HIGHLIGHTS

- Has set career highs with 16 receptions and 214 receiving yards, eclipsing his career totals entering the year in both categories
- Ranks 2nd on the team in receptions and receiving yards
- Had at least 25 receiving yards in each of the first six games, the first Husker tight end to have six consecutive games with 25 or more receiving yards since 2009
- Caught two passes for 30 yards at Ohio State, including a 26-yard reception
- Added a 25-yard reception as part of a two-catch day at Northwestern
- Made a then-career-high three catches for 39 yards against Penn State
- Hauled in a catch of at least 25 yards for the third straight game
- Finished with career highs of five catches and 43 receiving yards against Illinois
- Had two catches for 28 yards at Iowa, including a spectacular sideline catch
- Made the 2nd-longest catch of his career at Purdue (37 yards)
- Caught his first career touchdown pass against Minnesota

GAME-BY-GAME

OPPONENT	REC.	YDS	TD	LONG
at Ohio St.	2	30	0	26
at Northwestern	2	29	0	25
Penn St.	3	39	0	25
Illinois	5	43	0	12
at Iowa	2	28	0	23
at Purdue	1	37	0	37
Minnesota	1	8	1	8

CAREER STATS

YEAR	G/S	REC.	YDS	Y/R	Y/G	TD
2017						
Redshirt						
2018	12/0	2	54	27.0	4.5	0
2019	12/5	7	83	11.9	6.9	0
2020	7/6	16	214	13.4	30.6	1
TOTAL	31/11	25	351	14.0	11.3	1

RUSHING: 1 att., 2 yds, 0 TDs

CAREER HIGHS

Receptions	5 vs. Illinois (2020)
Receiving Yards	43 vs. Illinois (2020)
Receiving Touchdowns	none
Long Reception	41 at Ohio St. (2018)



BRYCE BENHART #54

6-9 | 295 | R-FR. | OL
LAKEVILLE, MINN.

CAREER HONORS

- Academic All-Big Ten (2020)
- 2-Time Nebraska Scholar-Athlete Honor Roll

CAREER NOTES

- Played in three games while redshirting in 2019, becoming the 12th true freshman offensive lineman to play in a game at Nebraska

SEASON HIGHLIGHTS

- Has started every game at right tackle, including making the first start of his career at Ohio State

CAREER STATS

- **Games:** 9 (3 in 2019; 6 in 2020)
- **Starts:** 6 (6 in 2020)



ZAVIER BETTS #15

6-2 | 200 | FR. | WR
OMAHA, NEB.

CAREER NOTES

- Highest rated Nebraska high school recruit by Rivals (No. 59) since 2008

SEASON HIGHLIGHTS

- Ranks 3rd on the team in receiving yards despite not playing in the season opener
- Made his career debut at Northwestern, catching two passes for 17 yards
- Caught two passes and led Nebraska with 54 receiving yards against Penn State
- Had a 45-yard touchdown reception for his first career touchdown, which is the longest catch by a Husker this season
- Caught a 9-yard pass against Illinois
- Had a 15-yard reception in his first career start at Iowa
- Caught a career-high five passes for 36 yards at Purdue

GAME-BY-GAME


OPPONENT	REC.	YDS	TD	LONG
at Ohio St.				-Did Not Play-
at Northwestern	2	17	0	12
Penn St.	2	54	1	45
Illinois	1	9	0	9
at Iowa	1	15	0	15
at Purdue	5	36	0	13
Minnesota	1	0	0	0

CAREER STATS

YEAR	G/S	REC.	YDS	Y/R	Y/G	TD
2020	6/1	12	131	10.9	21.8	1

CAREER HIGHS

Receptions	5 at Purdue (2020)
Receiving Yards	54 vs. Penn St. (2020)
Receiving Touchdowns	1 vs. Penn St. (2020)
Long Reception	45 vs. Penn St. [TD] (2020)



DICAPRIO BOOTLE #7

5-10 | 195 | SR. | CB
MIAMI, FLA.

CAREER HONORS

- Team Captain (2020)
- Third-Team All-Big Ten (2018)
- Honorable-Mention All-Big Ten (2019)
- NU Defensive Back of the Year (2018, 2019)
- Academic All-Big Ten (2017)
- 3-Time Nebraska Scholar-Athlete Honor Roll
- 2-Time Brook Berringer Citizenship Team
- 2-Time Tom Osborne Citizenship Team

PERSONAL NOTES

- Earned his degree in management in December of 2019

CAREER NOTES

- Started 31 consecutive games (27 at CB; 4 at S)
- Ranked 9th nationally in pass breakups (15) in 2018 and 2nd in school history
- 25 career pass breakups are 9th in NU history

SEASON HIGHLIGHTS

- Had Nebraska's lone pass breakup of the game at Ohio State
- Made five tackles at Northwestern, when the Huskers allowed fewer than 170 passing yards
- Had two tackles and a breakup vs. Penn State
- Notched his 100th career tackle vs. Illinois
- Recorded his first career interception at Iowa
- Had two tackles and two breakups at Purdue

GAME-BY-GAME

OPPONENT	UT-AT-TT	TFL-YD	PBU	INT
at Ohio St.	5-0-5	0.0-0	1	0
at Northwestern	3-2-5	0.0-0	0	0
Penn St.	2-0-2	0.0-0	1	0
Illinois	1-3-4	0.0-0	0	0
at Iowa	1-0-1	0.0-0	0	1
at Purdue	2-0-2	0.0-0	2	0
Minnesota	1-2-3	0.0-0	0	0

CAREER TACKLE STATS

YEAR	G/S	UT	AT	TT	TFL-YD	SCK-YD
2016		Redshirt				
2017	12/1	11	4	15	1-1	0.0-0
2018	12/12	26	13	39	0-0	0.0-0
2019	12/12	17	14	31	0-0	0.0-0
2020	7/7	15	7	22	0.0-0	0.0-0
TOTAL	43/31	69	38	107	1.0-1	0.0-0

CAREER MISCELLANEOUS STATS

YEAR	FF	FR	PBU	INT	QBH	BLK
2016	Redshirt					
2017	0	0	0	0	0	0
2018	1	0	15	0	0	0
2019	1	0	6	0	1	0
2020	0	0	4	1	1	0
TOTAL	2	0	25	1	2	0

CAREER HIGHS

Tackles	7 vs. Purdue (2018)
TFLs	1.0 vs. Ohio St. (2017)
Interceptions	1 at Iowa (2020)
Breakups	5 at Michigan (2018)



ALANTE BROWN #4

5-11 | 190 | FR. | WR
CHICAGO, ILL.

CAREER NOTES

- No. 1 prep school player in 2020 recruiting class

SEASON HIGHLIGHTS

- Has played wide receiver in every game as a true freshman and is also Nebraska's leader in kickoff returns (7) and kickoff return yards (139)
- Caught one pass for 16 yards in his Husker debut at Ohio State
- Made his first career start against Penn State but did not have a catch
- Returned three kickoffs for 63 yards vs. Illinois
- Had an 18-yard carry and returned two kickoffs for 38 yards at Iowa
- Returned two kickoffs for 38 yards at Purdue
- Had two kickoff returns for 43 yards against Minnesota

GAME-BY-GAME

OPPONENT	REC.	YDS	TD	LONG
at Ohio St.	1	16	0	16
at Northwestern	0	0	0	-
Penn St.	0	0	0	-
Illinois	0	0	0	-
at Iowa	0	0	0	-
at Purdue	0	0	0	-
Minnesota	0	0	0	-

CAREER STATS

YEAR	G/S	REC.	YDS	Y/R	Y/G	TD
2020	6/1	1	16	16.0	3.2	0

KICKOFF RETURNS: 9 ret., 182 yds, 0 TDs
RUSHING: 1 carry for 18 yards at Iowa (2020)

CAREER HIGHS

Receptions	1 at Ohio St. (2020)
Receiving Yards	16 at Ohio St. (2020)
Receiving Touchdowns	none
Kickoff Returns	3 vs. Illinois (2020)
Kickoff Return Yards	63 vs. Illinois (2020)
Long Kickoff Return	29 vs. Illinois (2020)



CONNOR CULP #33

5-10 | 190 | SR. | PK
PHOENIX, ARIZ.

CAREER HONORS

- SEC Special Teams Player of the Week (2017 at LSU)

PERSONAL NOTES

- Earned his degree in general business from LSU in December of 2019

CAREER NOTES

- Graduate transfer from LSU (2016-19)
- Member of LSU's 2019 national title team
- Tigers' starting place-kicker in 2017

SEASON HIGHLIGHTS

- Leads the Big Ten and ranks 5th nationally in field goals per game (1.9)
- Ranks 2nd in the Big Ten and 14th nationally in field goal percentage (86.7)
- Made both of his extra points and a 22-yard field goal in his Husker debut at Ohio State
- Also had four kickoffs, allowing only two returns for just 14 yards
- Connected on 2-of-3 field goals at Northwestern and had two touchbacks on four kickoffs
- Was 3-of-3 on field goals against Penn State
- Had two touchbacks and limited PSU to an average of 12.8 yards on four kickoff returns
- Made a 30-yard field goal vs. Illinois
- Was 2-for-2 on field goals at Iowa
- Was 3-of-3 on field goals at Purdue
- Hit a career-long 49-yard field goal, the longest by a Husker since 2016
- Also had three touchbacks on eight kickoffs
- Hit a 30-yard field goal and had three touchbacks on four kickoffs against Minnesota

GAME-BY-GAME

OPPONENT	XP-ATT	FG-ATT	LG	BK	PTS
at Ohio St.	2-2	1-1	22	0	5
at Northwestern	1-1	2-3	38	0	7
Penn St.	2-2	3-3	30	0	11
Illinois	3-3	1-1	30	0	6
at Iowa	2-2	2-2	39	0	8
at Purdue	4-4	3-3	49	0	13
Minnesota	2-2	1-2	30	0	5

CAREER STATS

YEAR	G/S	PAT	FG	PCT.	PTS	LG
2016*	Redshirt					
2017*	10/10	20-23	11-16	68.8	53	47
2018*	0/0	0-0	0-0	0.0	0	-
2019*	0/0	0-0	0-0	0.0	0	-
2020	7/7	16-16	13-15	86.7	55	49
TOTAL	17/17	36-39	24-31	77.4	108	49

KICKOFFS: 45 att., 15 touchbacks

CAREER HIGHS

Field Goal Attempts	4 vs. Ole Miss (2017)*
Field Goals Made	4 vs. Ole Miss (2017)*
Long Field Goal	49 at Purdue (2020)
Points	16 vs. Ole Miss (2017)*
PATs	4 three times

*at LSU



DAMION DANIELS #93

6-3 | 340 | JR. | DL
DALLAS, TEXAS

CAREER HONORS

- 2-Time Nebraska Scholar-Athlete Honor Roll
- 3-Time Brook Berringer Citizenship Team
- 3-Time Tom Osborne Citizenship Team

PERSONAL NOTES

- Earned his degree in communication studies in May of 2020
- His older brother Darrion was a team captain at Nebraska in 2019 and is a defensive lineman with the San Francisco 49ers

SEASON HIGHLIGHTS

- Has set career highs in starts (3) and TFLs (4.0) and tackles (19)
- Made his second career start at nose tackle at Ohio State and finished with one tackle
- Added another tackle at Northwestern
- Posted three tackles against Penn State, one shy of his career high
- Had two tackles including his second career TFL against Illinois
- Tallied a TFL for the second straight game at Iowa while finishing with a career-high five tackles
- Made it three straight games with a tackle for loss at Purdue, finishing with two total tackles
- Finished with four tackles, including a TFL for the fourth straight game, against Minnesota

GAME-BY-GAME

OPPONENT	UT-AT-TT	TFL-YD	SACK-YD
at Ohio St.	1-0-1	0.0-0	0.0-0
at Northwestern	1-1-2	0.0-0	0.0-0
Penn St.	0-3-3	0.0-0	0.0-0
Illinois	1-1-2	1.0-1	0.0-0
at Iowa	3-2-5	1.0-1	0.0-0
at Purdue	2-0-2	1.0-2	0.0-0
Minnesota	2-2-4	1.0-1	0.0-0

CAREER TACKLE STATS

YEAR	G/S	UT	AT	TT	TFL-YD	SCK-YD
2017		Redshirt				
2018	12/0	3	9	12	1-1	0.0-0
2019	12/1	3	10	13	0-0	0.0-0
2020	7/3	10	9	19	4.0-5	0.0-0
TOTAL	31/4	16	28	44	5.0-6	0.0-0

CAREER MISCELLANEOUS STATS

YEAR	FF	FR	PBU	INT	QBH	BLK
2017	Redshirt					
2018	0	1	0	0	0	0
2019	0	0	0	0	0	0
2020	0	0	0	0	0	0
TOTAL	0	1	0	0	0	0

CAREER HIGHS

Tackles	5 at Iowa (2020)
TFLs	1.0 five times
Sacks	none
Breakups	none



MARQUEL DISMUKE #9

6-2 | 215 | SR. | S
COMPTON, CALIF.

CAREER HONORS

- Nebraska Scholar-Athlete Honor Roll (Fall 2006)

CAREER NOTES

- Has started 19 consecutive games at safety

SEASON HIGHLIGHTS

- Ranks 4th on the team with 44 tackles and is tied for the team lead with four pass breakups
- Tied for the team lead with seven tackles at Ohio State
- Had three solo tackles at Northwestern and deflected a pass that led to a Husker interception
- Had a career-high 15 tackles against Penn State, his second career double-digit tackle game
- His 15 tackles were the most by a Husker since 2017
- Had four tackles against Illinois and then made a career-high seven solo tackles at Iowa
- Made three solo stops at Purdue, including 1 TFL
- Had five tackles and a breakup vs. Minnesota

GAME-BY-GAME

OPPONENT	UT-AT-TT	TFL-YD	PBU	INT
at Ohio St.	5-2-7	0.0-0	0	0
at Northwestern	3-0-3	0.0-0	1	0
Penn St.	5-10-15	1.0-3	1	0
Illinois	3-1-4	0.0-0	0	0
at Iowa	7-0-7	2.0-2	1	0
at Purdue	3-0-3	1.0-2	0	0
Minnesota	3-2-5	0.0-0	1	0

CAREER TACKLE STATS

YEAR	G/S	UT	AT	TT	TFL-YD	SCK-YD
2016		Redshirt				
2017	12/1	20	14	34	0-0	0.0-0
2018	8/0	8	2	10	0-0	0.0-0
2019	12/12	42	25	67	2-5	0.0-0
2020	7/7	27	17	44	4.0-7	0.0-0
TOTAL	39/20	97	58	155	6.0-12	0.0-0

CAREER MISCELLANEOUS STATS

YEAR	FF	FR	PBU	INT	QBH	BLK
2016	Redshirt					
2017	0	1	0	0	0	0
2018	0	0	0	0	0	1
2019	0	1	4	0	1	0
2020	0	0	4	0	0	0
TOTAL	0	2	8	0	1	1

CAREER HIGHS

Tackles	15 vs. Penn St. (2020)
TFLs	2.0 at Iowa (2020)
Sacks	none
Breakups	3 at Illinois (2019)
Blocked Punts	1 vs. Illinois [safety] (2018)



JOJO DOMANN #13

6-1 | 235 | SR. | OLB
COLORADO SPRINGS, COLO.

CAREER HONORS

- Academic All-Big Ten (2017)
- 3-Time Nebraska Scholar-Athlete Honor Roll
- 4-Time Brook Berringer Citizenship Team
- 4-Time Tom Osborne Citizenship Team

PERSONAL NOTES

- Earned his degree in advertising and public relations in May of 2020

CAREER NOTES

- Played safety his first 2 1/2 seasons before switching to OLB midway through 2018

SEASON HIGHLIGHTS

- Leads Nebraska with 56 tackles, 5.5 TFLs, 2 forced fumbles and 1 fumble recovery
- Ranks 4th in the Big Ten in forced fumbles per game (0.33)
- Had a fumble recovery and six tackles at Ohio St.
- Had five tackles, 1.0 TFL and a quarterback hurry at Northwestern
- Totaled a career-high 12 tackles against Penn State, recording his 100th career tackle
- Also tied his career high with two TFLs
- Had eight tackles, 2.0 TFLs, a forced fumble and a quarterback hurry against Illinois
- Totaled seven tackles and two breakups at Iowa
- Had 11 tackles at Purdue and seven vs. Minnesota

GAME-BY-GAME

OPPONENT	UT-AT-TT	TFL-YD	SACK-YD
at Ohio St.	3-3-6	0.0-0	0.0-0
at Northwestern	4-1-5	1.0-4	0.0-0
Penn St.	4-8-12	2.0-5	0.0-0
Illinois	6-2-8	2.0-2	0.0-0
at Iowa	5-2-7	0.0-0	0.0-0
at Purdue	8-3-11	0.5-1	0.0-0
Minnesota	4-3-7	0.0-0	0.0-0

CAREER TACKLE STATS

YEAR	G/S	UT	AT	TT	TFL-YD	SCK-YD
2016	13/0	5	3	8	0-0	0.0-0
2017		Redshirt				
2018	8/2	10	9	19	1-7	1.0-7
2019	12/7	38	14	52	11-40	2.5-21
2020	7/7	34	22	56	5.5-12	0.0-0
TOTAL	40/16	87	48	135	17.5-59	3.5-28

CAREER MISCELLANEOUS STATS

YEAR	FF	FR	PBU	INT	QBH	BLK
2016	1	0	0	0	0	0
2017	Redshirt					
2018	2	1	2	0	0	0
2019	2	0	6	0	1	0
2020	2	1	4	0	1	0
TOTAL	7	2	12	0	2	0

CAREER HIGHS

Tackles	12 vs. Penn St. (2020)
TFLs	2.0 five times
Sacks	1.0 three times
Breakups	2 twice



LEVI FALCK #88

6-2 | 205 | SR. | WR
CIRCLE PINES, MINN.

PERSONAL NOTES

- Earned his degree in kinesiology and sport science from South Dakota in May of 2020

CAREER NOTES

- Joined Nebraska as a graduate transfer from South Dakota
- Went to South Dakota as a baseball recruit, but walked on to the football team following a baseball coaching change
- Played in 24 games with 15 starts at USD
- Caught 70 passes for 774 yards and two touchdowns with the Coyotes
- Tied the South Dakota single-game receptions record with 11 catches at Kansas State on Sept. 1, 2018

SEASON HIGHLIGHTS

- Started in his Husker debut and caught one pass for eight yards at Ohio State
- Had a six-yard reception at Northwestern
- Caught his longest pass as a Husker (21 yards) against Penn State
- Had two catches against Illinois, including a 4-yard touchdown pass for his first score as a Husker
- Had two more catches for 22 yards at Iowa
- Had his most productive day as a Husker with five catches for 39 yards at Purdue
- Also blocked a punt at Purdue, which set Nebraska up at the Boilermaker 1-yard line

GAME-BY-GAME

OPPONENT	REC.	YDS	TD	LONG
at Ohio St.	1	8	0	8
at Northwestern	1	6	0	6
Penn St.	1	21	0	21
Illinois	2	11	1	7
at Iowa	2	22	0	13
at Purdue	5	39	0	11
Minnesota	0	0	0	-

CAREER STATS

YEAR	G/S	REC.	YDS	Y/R	Y/G	TD
2016*						
		Redshirt				
2017*	7/3	16	197	12.3	28.1	0
2018*	11/9	45	492	10.9	44.7	2
2019*	6/3	9	85	9.4	14.2	0
2020	7/4	12	107	8.9	15.3	1
TOTAL	31/19	82	871	10.6	28.1	3

*at FCS South Dakota

RUSHING: 1 carry for -3 yards vs. UNI in 2018

CAREER HIGHS

Receptions	11 at Kansas St. (2019)*^
Receiving Yards	140 at Kansas St. (2019)*
Receiving Touchdowns	1 three times
Long Reception	40 vs. Missouri St. (2018)
Blocked Punt	1 at Purdue (2020)

*at South Dakota

^tied the South Dakota school record



MATT FARNIOK #71

6-6 | 335 | SR. | OL
SIOUX FALLS, S.D.

CAREER HONORS

- 2-Time Team Captain (2019 & 2020)
- NU Offensive Lineman of the Year (2019)
- 4-Time Academic All-Big Ten
- 8-Time Nebraska Scholar-Athlete Honor Roll
- 3-Time Brook Berringer Citizenship Team
- 3-Time Tom Osborne Citizenship Team

PERSONAL NOTES

- Earned his degree in criminology and criminal justice in May of 2020
- His younger brother Will is a sophomore offensive lineman for the Huskers
- One of four sets of brothers on 2020 roster
- Had older brothers who played at Iowa State (Tom, 2010-14) and Oklahoma (Derek, 2011-15)

CAREER NOTES

- 1 of 13 two-time captains in school history
- Has started 31 consecutive games (24 at right tackle; 6 at right guard; 1 at center)
- 1 of only 12 Husker offensive linemen to start 30 consecutive games
- 1 of 17 four-time academic all-conference honorees in program history

SEASON HIGHLIGHTS

- Made his first career start at right guard at Ohio State
- Made his first career start at center at Northwestern
- Returned to right guard in starts against Penn State, Illinois, Iowa and Purdue
- Made his 30th consecutive start at Purdue

CAREER STATS

- **Games:** 38 (7 in 2017; 12 in 2018; 12 in 2019; 7 in 2020)
- **Starts:** 35 (4 in 2017; 12 in 2018; 12 in 2019; 7 in 2020)



NICK HENRICH #42

6-4 | 220 | R-FR. | LB
OMAHA, NEB.

CAREER HONORS

- 3-Time Nebraska Scholar-Athlete Honor Roll

CAREER NOTES

- Redshirted in 2019, but played in one game

SEASON HIGHLIGHTS

- Has worked at both inside and outside linebacker and can play either position
- Made his first career tackle at Ohio State
- Had his first two career quarterback hurries at Northwestern
- Recorded his second career tackle against Penn State
- Totaled three tackles against Illinois and one tackle at Iowa
- Played extensively against Minnesota after an injury to starting inside linebacker Luke Reimer
- Made a career-high nine tackles against the Gophers, including a half tackle for loss

GAME-BY-GAME

OPPONENT	UT-AT-TT	TFL-YD	SACK-YD
at Ohio St.	0-1-1	0.0-0	0.0-0
at Northwestern	0-0-0	0.0-0	0.0-0
Penn St.	0-1-1	0.0-0	0.0-0
Illinois	1-2-3	0.0-0	0.0-0
at Iowa	1-0-1	0.0-0	0.0-0
at Purdue		-Did Not Play-	
Minnesota	3-6-9	0.5-1	0.0-0

CAREER TACKLE STATS

YEAR	G/S	UT	AT	TT	TFL-YD	SCK-YD
2019*	1/0	0	0	0	0-0	0.0-0
2020	6/0	5	10	15	0.5-1	0.0-0
TOTAL	7/0	5	10	15	0.5-1	0.0-0

*redshirt season

CAREER MISCELLANEOUS STATS

YEAR	FF	FR	PBU	INT	QBH	BLK
2019*	0	0	0	0	0	0
2020	0	0	0	0	2	0
TOTAL	0	0	0	0	2	0

*redshirt season

CAREER HIGHS

Tackles	9 vs. Minnesota (2020)
TFLs	0.5 vs. Minnesota (2020)
Sacks	none
Breakups	none



WILL HONAS #3

6-1 | 225 | SR. | ILB
WICHITA, KAN.

CAREER HONORS

- 2-Time Academic All-Big Ten
- 5-Time Nebraska Scholar-Athlete Honor Roll

SEASON HIGHLIGHTS

- Leads Nebraska with 3.0 sacks, is 2nd on the team with 49 tackles and 5.0 TFLs, despite missing one game
- Ranks 11th in the Big Ten in sacks per game (0.5)
- Ranks 12th in the Big Ten in tackles per game (8.4)
- Made his first career start at Ohio State and tied for the team lead with seven tackles
- Had a career-high 2.0 sacks and tied his career high with 2.0 TFLs against the Buckeyes
- Totaled a career-high 13 tackles against Penn State
- Led Nebraska with 10 tackles against Illinois, his third career game with double-digit tackles
- 1st Husker with consecutive games with double-digit tackles since 2018
- Also added a sack and 1.5 TFLs vs. Illinois
- Made eight tackles at Iowa, including seven solo stops
- Had four tackles at Purdue
- Made seven tackles and 1.0 TFL vs. Minnesota

GAME-BY-GAME

OPPONENT	UT-AT-TT	TFL-YD	SACK-YD
at Ohio St.	6-1-7	2.0-14	2.0-14
at Northwestern	-Did Not Play-		
Penn St.	5-8-13	0.5-0	0.0-0
Illinois	3-7-10	1.5-8	1.0-8
at Iowa	7-1-8	0.0-0	0.0-0
at Purdue	3-1-4	0.0-0	0.0-0
Minnesota	1-6-7	1.0-1	0.0-0

CAREER TACKLE STATS

YEAR	G/S	UT	AT	TT	TFL-YD	SCK-YD
2018*	4/0	6	9	15	1-1	0.0-0
2019	12/0	43	30	73	6-16	1.0-7
2020	6/6	25	24	49	5.0-23	3.0-22
TOTAL	22/6	74	63	137	12-40	4.0-29

*redshirt season

CAREER MISCELLANEOUS STATS

YEAR	FF	FR	PBU	INT	QBH	BLK
2018*	0	0	0	0	1	0
2019	0	0	0	0	1	0
2020	0	0	0	0	2	0
TOTAL	0	0	0	0	4	0

*redshirt season

CAREER HIGHS

Tackles	13 vs. Penn St. (2020)
TFLs	2.0 twice
Sacks	2.0 at Ohio St. (2020)
Breakups	none



DAMIAN JACKSON #38

6-2 | 275 | JR. | DE
LAS VEGAS, NEV.

CAREER HONORS

- Armed Forces Merit Award Finalist (2019)
- 2-Time Armed Forces Merit Award Nominee
- 3-Time Academic All-Big Ten
- 5-Time Nebraska Scholar-Athlete Honor Roll

PERSONAL NOTES

- Served as a member of the Navy SEALs for four years before walking on at Nebraska
- Did not play football in high school

SEASON HIGHLIGHTS

- Dealt with an injury that kept him out of the first two games but has returned to play in the last five games
- Made two tackles against Penn State, one on defense and one on kickoff coverage
- Played on special teams against Illinois and Iowa
- Played on special teams and defense against Purdue and Minnesota, totaling two tackles on defense against the Gophers, including a half TFL for his first career tackle for loss

GAME-BY-GAME

OPPONENT	UT-AT-TT	TFL-YD	SACK-YD
at Ohio St.	-Did Not Play-		
at Northwestern	-Did Not Play-		
Penn St.	0-2-2	0.0-0	0.0-0
Illinois	0-0-0	0.0-0	0.0-0
at Iowa	0-0-0	0.0-0	0.0-0
at Purdue	0-0-0	0.0-0	0.0-0
Minnesota	0-2-2	0.5-1	0.0-0

CAREER TACKLE STATS

YEAR	G/S	UT	AT	TT	TFL-YD	SCK-YD
2017	-Redshirt-					
2018	1/0	0	0	0	0-0	0.0-0
2019	2/0	1	1	2	0-0	0.0-0
2020	5/0	0	4	4	0.5-1	0.0-0
TOTAL	8/0	1	5	6	0.5-1	0.0-0

CAREER MISCELLANEOUS STATS

YEAR	FF	FR	PBU	INT	QBH	BLK
2018*	0	0	0	0	0	0
2019	0	0	0	0	0	0
2020	0	0	0	0	0	0
TOTAL	0	0	0	0	0	0

CAREER HIGHS

Tackles	2 twice
TFLs	0.5 vs. Minnesota (2020)
Sacks	none
Breakups	none



BRENDEN JAIMES #76

6-6 | 300 | SR. | OL
AUSTIN, TEXAS

CAREER HONORS

- 2-Time Honorable-Mention All-Big Ten
- Honorable-Mention BTN All-Freshman Team (2017)
- Nebraska Offensive MVP (2019)
- 2-Time Academic All-Big Ten
- 4-Time Nebraska Scholar-Athlete Honor Roll

NEBRASKA RECORDS

- Consecutive Starts by an Offensive Lineman (40)
- Starts by a True Freshman Offensive Lineman (9)

CAREER NOTES

- Has started 40 consecutive games, the most ever by a Husker lineman (previous record was 38)
- 40 career starts rank 2nd among all offensive linemen in Husker history (record is 41 starts)
- 31 straight starts at left tackle (3rd-most in Nebraska history)
- Became the 11th Husker offensive lineman to play as a true freshman in 2017
- Became the 5th Husker offensive lineman to start a game as a true freshman in 2017
- Started nine games in 2017, nearly matching the total of the four previous Husker true freshmen offensive line starters combined (11 starts)

SEASON HIGHLIGHTS

- Has started every game at left tackle
- 1 of 2 Husker offensive linemen to start every game at the same position (also Bryce Benhart)
- Started his record-breaking 39th consecutive game at Purdue

CAREER STATS

- **Games:** 40
(9 in 2017; 12 in 2018; 12 in 2019; 7 in 2020)
- **Starts:** 40
(9 in 2017; 12 in 2018; 12 in 2019; 7 in 2020)



CAMERON JURGENS #51

6-3 | 285 | SO. | OL
BEATRICE, NEB.

CAREER HONORS

- Academic All-Big Ten (2020)
- 2-Time Nebraska Scholar-Athlete Honor Roll
- Brook Berringer Citizenship Team (2019)
- Tom Osborne Citizenship Team (2019)

CAREER NOTES

- Spent his true freshman season at tight end before switching to center in the spring of 2019
- In 2019, became the first freshman (true or redshirt) to start a game at center for Nebraska since freshmen regained eligibility in 1972
- 1 of 6 freshmen offensive linemen (true or redshirt) to start a season opener at Nebraska

SEASON HIGHLIGHTS

- Started 6 of 7 games at center

CAREER STATS

- **Games:** 19 (1 in 2018*; 12 in 2019; 6 in 2020)
- **Starts:** 18 (12 in 2019; 6 in 2020)

*redshirt season (at tight end)



WYATT LIEWER #85

6-3 | 195 | SO. | WR
O'NEILL NEB.

CAREER HONORS

- Nebraska Offensive Scout Team MVP (2018)
- 2-Time Academic All-Big Ten
- 4-Time Nebraska Scholar-Athlete Honor Roll
- Brook Berringer Citizenship Team (2019)
- Tom Osborne Citizenship Team (2019)

PERSONAL NOTES

- His father, Jamie, was a three-year letterwinner for the Huskers from 1990 to 1992, and a two-year starter on the defensive line

SEASON HIGHLIGHTS

- Has played in every game this season
- Caught the first pass of his career with a 10-yard touchdown reception in the win at Purdue
- Caught two passes for 12 yards the next week against Minnesota



RAHMIR JOHNSON #14

5-10 | 180 | R-FR. | RB
ORADELL, N.J.

CAREER HONORS

- Brook Berringer Citizenship Team (2020)
- Tom Osborne Citizenship Team (2020)

CAREER NOTES

- Redshirted in 2019, but played in four games and rushed for 64 yards on 21 carries

SEASON HIGHLIGHTS

- Had a career-long 17-yard catch at Ohio State
- Also returned three kickoffs for 54 yards, his first three career kickoff returns
- After not playing in the next two games, had a three-yard carry and eight-yard reception against Illinois
- Rushed five times for 23 yards at Iowa, including a 12-yard touchdown run
- Also caught a five-yard pass against Iowa
- Had a four-yard carry and a two-yard reception at Purdue

GAME-BY-GAME

OPPONENT	ATT.	YDS	TD	LONG
at Ohio St.	0	0	0	0
at Northwestern	-Did Not Play-			
Penn St.	-Did Not Play-			
Illinois	1	3	0	3
at Iowa	5	23	1	12
at Purdue	1	4	0	4
Minnesota	0	0	0	-

CAREER RUSHING STATS

YEAR	G/S	ATT.	NET	Y/A	Y/G	TD
2019*	4/0	21	64	3.0	16.3	1
2020	5/0	7	30	4.3	6.0	1
TOTAL	9/0	28	94	3.4	10.4	2

*redshirt season

RECEIVING: 6 rec., 40 yds, 0 TD
KICKOFF RETURNS: 3 ret., 54 yds, 0 TD

CAREER HIGHS

Attempts	18 at Maryland (2019)
Yards	55 at Maryland (2019)
Touchdowns	1 twice
Long Rush	13 at Maryland (2019)
Receptions	1 five times
Receiving Yards	17 yards at Ohio St. (2020)
Receiving Touchdowns	none
Long Reception	17 yards at Ohio St. (2020)



OLIVER MARTIN #89

6-1 | 200 | JR. | WR
CORALVILLE, IOWA

CAREER NOTES

- Joined Nebraska as a transfer from Iowa
- Began his collegiate career at Michigan, spending two seasons with the Wolverines
- Redshirted in 2017 and caught 11 passes for 125 yards and one touchdown in 13 games in 2018
- Transferred to Iowa in 2019 and was immediately eligible, totaling five catches for 28 yards
- Received a waiver to play immediately at Nebraska in November of 2020

SEASON HIGHLIGHTS

- Sat out the first three games before receiving an immediate eligibility waiver from the NCAA
- Made his Husker debut against Illinois, catching two passes for 30 yards
- Also had a seven-yard punt return against the Illini
- Earned his first start as a Husker at Iowa, grabbing a seven-yard reception
- Started again at Purdue but did not have a catch
- Had a 22-yard catch in a start vs. Minnesota

GAME-BY-GAME

OPPONENT	REC.	YDS	TD	LONG
at Ohio St.	-Did Not Play-			
at Northwestern	-Did Not Play-			
Penn St.	-Did Not Play-			
Illinois	2	30	0	16
at Iowa	1	7	0	7
at Purdue	0	0	0	-
Minnesota	1	22	0	22

CAREER STATS

YEAR	G/S	REC.	YDS	Y/R	Y/G	TD
2017*						
		Redshirt				
2018*	13/1	11	125	11.4	9.6	1
2019^	8/0	5	28	5.6	5.6	1
2020	4/3	4	59	14.8	14.8	0
TOTAL	25/4	20	212	10.6	8.5	2

*at Michigan; ^at Iowa

RUSHING: 1 carry for 5 yards vs. Rutgers (2019)
PUNT RETURNS: 1 ret. for 7 yds vs. Illinois (2020)

CAREER HIGHS

Receptions	3 twice (both in 2018)*
Receiving Yards	38 at Rutgers (2018)*
Receiving Touchdowns	1 twice*^
Long Reception	21 at Notre Dame (2018)*

*at Michigan; ^at Iowa

CAREER RECEIVING STATS

YEAR	G/S	REC.	YDS	Y/R	Y/G	TD
2018						
		Redshirt				
2019	0/0	0	0	0.0	0.0	0
2020	7/0	3	22	7.3	3.1	1
TOTAL	7/0	3	22	7.3	3.1	1

CAREER HIGHS

Receptions	2 vs. Minnesota (2020)
Receiving Yards	22 vs. Minnesota (2020)
Receiving Touchdowns	1 at Purdue (2020)
Long Reception	10 at Purdue [TD] (2020)



ADRIAN MARTINEZ #2

6-2 | 225 | JR. | QB
FRESNO, CALIF.

CAREER HONORS

- 2-Time Team Captain (2019 & 2020)
- Freshman All-American (2018)
- 2-Time Walter Camp Award Watch List
- 2-Time Maxwell Award Watch List
- Davey O'Brien Award Watch List (2019)
- Manning Award Watch List (2019)
- Honorable-Mention All-Big Ten (2018)
- National Performer of the Week (2018 vs. Minn.)
- National Freshman of the Week (2018 vs. Colo.)
- 3-Time Big Ten Freshman of the Week (2018)
- NU Outstanding Male Newcomer (2018-19)
- Nebraska Offensive Back of the Year (2018)
- 2-Time Academic All-Big Ten
- 4-Time Nebraska Scholar-Athlete Honor Roll
- 2-Time Brook Berringer Citizenship Team
- 2-Time Tom Osborne Citizenship Team

NEBRASKA RECORDS

- Career 400-Yard Total Offense Games (4)
- Season Total Offense Per Game (295.1 in 2018)
- Season 400-Yard Total Offense Games (3 in 2018)
- Season 300-Yard Total Offense Games (7 in 2018)
- Game Completion Pct. (90.0 at Iowa in 2020)

ACTIVE NCAA CAREER RANKINGS

- Total Offensive Yards Per Game: 14th (259.0)
- 1 of 5 active players with 5,000 career passing yards & 1,500 career rushing yards

CAREER NOTES

- 1 of 13 two-time captains in school history
- In 2019, was just the second sophomore captain at Nebraska since 1930
- In 2018, posted the highest total offense average (295.1 ypg) ever by a true freshman quarterback at a Power Five school
- Overall, posted the 10th-highest total offense average by an FBS freshman and the fifth-best mark by a true freshman
- 1 of 6 freshmen in FBS history to average 200 passing yards & 50 rushing yards per game (1 of 2 true freshmen to hit both marks)
- Is the only true freshman quarterback to start a season opener in Nebraska history
- 1 of 3 true freshmen quarterbacks to start for NU
- 1 of 2 Huskers to have a 300-yard passing and 100-yard rushing game (also Taylor Martinez)
- 1 of 3 Huskers with 5,000 career passing yards and 1,000 career rushing yards
- 1 of 4 Huskers with 1,000 career total offense attempts

SEASON HIGHLIGHTS

- Ranks 2nd in the Big Ten and 18th nationally in completion percentage (68.3)
- The Nebraska record for season completion percentage is 67.86 by Joe Ganz in 2008
- Ranks 7th nationally among all quarterbacks in rushing yards per game (60.7)
- Accounted for 190 yards of offense at Ohio State, completing 12-of-15 passes for 105 yards and rushing 13 times for 85 yards and one score
- Posted his fourth career 100-yard rushing game with 102 yards on 13 carries at Northwestern while adding 125 passing yards

- Came off the bench to lead Nebraska to a touchdown in his only drive against Illinois, a 4-yard TD pass that marked his 400th career completion
- Started at Iowa and accounted for 202 total yards, including 18-of-20 passes for 174 yards
- Broke his own school record with a 90.0 percent completion rate at Iowa (previous record was his 86.2 completion percentage against Minnesota in 2018)
- Completed 23-of-30 passes for a season-high 242 yards in the win at Purdue
- Accounted for season highs of 282 yards of total offense and three total touchdowns (2 rushing, 1 passing) against the Boilermakers
- Totaled 207 yards of offense against Minnesota and had both a passing and rushing touchdown for the second straight game

PASSING GAME-BY-GAME

OPPONENT	COMP-ATT	YDS	TD	INT
at Ohio St.	12-15	105	0	0
at Northwestern	12-27	125	0	1
Penn St.	-Did Not Play-			
Illinois	3-4	43	1	0
at Iowa	18-20	174	0	0
at Purdue	23-30	242	1	0
Minnesota	16-27	111	1	0

RUSHING GAME-BY-GAME

OPPONENT	ATT.	YDS	TD	LONG
at Ohio St.	13	85	1	39
at Northwestern	13	102	0	28
Penn St.	-Did Not Play-			
Illinois	2	8	0	13
at Iowa	12	28	1	18
at Purdue	13	45	2	15
Minnesota	15	96	1	24

TOTAL OFFENSE GAME-BY-GAME

OPPONENT	ATT.	PASS	RUSH	TOT
at Ohio St.	28	105	85	190
at Northwestern	40	125	102	227
Penn St.	-Did Not Play-			
Illinois	6	43	8	51
at Iowa	32	174	28	202
at Purdue	43	242	45	287
Minnesota	42	111	96	207

CAREER PASSING STATS

YEAR	G/S	CMP-ATT	PCT	YDS	TD	INT
2018	11/11	224-347	64.6	2,617	17	8
2019	10/10	149-251	59.4	1,956	10	9
2020	6/5	84-123	68.3	800	3	1
TOTAL	27/26	457-721	63.3	5,373	30	18

Total Offense: 1,073 att., 6,992 yds, 50 TDs

CAREER RUSHING STATS

YEAR	G/S	ATT.	NET	Y/A	Y/G	TD
2018	11/11	140	629	4.5	57.2	8
2019	10/10	144	626	4.3	62.6	7
2020	6/5	68	364	5.4	60.7	5
TOTAL	27/26	352	1,619	4.6	60.0	20

CAREER PASSING HIGHS

Attempts	42 twice
Completions	26 at Iowa (2018)
Yards	384 at Wisconsin (2018)
Touchdowns	3 three times
Long Pass	75 twice (both TDs)

CAREER RUSHING HIGHS

Attempts	20 at Ohio St. (2018)
Yards	125 vs. Minnesota (2018)
Touchdowns	2 three times
Long Rush	56 vs. Ohio St. (2019)

CAREER TOTAL OFFENSE HIGHS

Attempts	60 vs. Purdue (2018)
Yards	446 at Illinois (2019)
Total Touchdowns	4 three times

MARTINEZ RECORD WATCH

CAREER TOTAL OFFENSE

RK.	PLAYER, YEARS	YDS
1.	Tommy Armstrong Jr., 2013-16	10,690
2.	Taylor Martinez, 2010-13	10,233
3.	Eric Crouch, 1998-2001	7,915
4.	Adrian Martinez, 2018-pres.	6,992

CAREER PASSING YARDS

RK.	PLAYER, YEARS	YDS
1.	Tommy Armstrong Jr., 2013-17	8,871
2.	Taylor Martinez, 2010-13	7,258
3.	Zac Taylor, 2005-06	5,850
4.	Adrian Martinez, 2018-pres.	5,373

CAREER COMPLETION PERCENTAGE

RK.	PLAYER, YEARS	PCT.
1.	Joe Ganz, 2006-08	65.1
2.	Adrian Martinez, 2018-present	63.3
3.	Sam Keller, 2007	63.1

Minimum 1,000 career passing yards

CAREER COMPLETIONS

RK.	PLAYER, YEARS	COMP.
1.	Tommy Armstrong Jr., 2013-16	625
2.	Taylor Martinez, 2010-13	575
3.	Zac Taylor, 2005-06	470
4.	Adrian Martinez, 2018-present	457

CAREER 250-YARD PASSING GAMES

RK.	PLAYER, YEARS	GAMES
1.	Tommy Armstrong Jr., 2013-16	14
2.	Joe Ganz, 2006-08	11
3.	Adrian Martinez, 2018-present	10

CAREER 300-YARD PASSING GAMES

RK.	PLAYER, YEARS	GAMES
1.	Joe Ganz, 2006-08	8
2.	Tommy Armstrong Jr., 2013-16	6
3.	Taylor Martinez, 2010-13	4
t-4.	Adrian Martinez, 2018-present	3

CAREER 400-YARD TOTAL OFFENSE GAMES

RK.	PLAYER, YEARS	GAMES
1.	Adrian Martinez, 2018-present	4
2.	Joe Ganz, 2006-08	3

CAREER 300-YARD TOTAL OFFENSE GAMES

RK.	PLAYER, YEARS	GAMES
1.	Tommy Armstrong Jr., 2013-16	13
2.	Adrian Martinez, 2018-present	12



LUKE McCAFFREY #7
 6-2 | 200 | R-FR. | QB
 HIGHLANDS RANCH, COLO.

CAREER HONORS

- Academic All-Big Ten (2020)
- 3-Time Nebraska Scholar-Athlete Honor Roll

PERSONAL NOTES

- Son of Ed McCaffrey, a 13-year NFL wide receiver, three-time Super Bowl champion and current head coach of Northern Colorado
- Each of his three older brothers played college football
- Max played at Duke and in the NFL
- Christian was the 2015 AP Player of the Year at Stanford and a first-team NFL All-Pro with the Carolina Panthers in 2019
- Dylan is a quarterback at Michigan
- Grandfather, Dave Sime, was the silver medalist in the 100-yard dash at the 1960 Rome Olympics

SEASON HIGHLIGHTS

- Ranks 12th nationally among all quarterbacks in rushing yards per game (52.0)
- Ranks 19th nationally among all freshmen in rushing yards per game (60.7)
- Only freshman quarterback in the country to lead his team in rushing
- Has started two games at quarterback and is Nebraska's leading rusher (364 yards, tied with Adrian Martinez) and 2nd-leading passer (466 yards)
- Came off the bench to play quarterback in each of the first two games before starting and playing every snap against Penn State
- Played quarterback, running back and receiver at Ohio State, accounting for 135 total yards
- Rushed for 80 yards - including a career-long 47-yard run - threw for 55 yards and had a five-yard reception
- Saw extensive action in the second half at Northwestern, completing 12-of-16 passes for 93 yards while rushing eight times for 49 yards
- Earned his first career start in the win over Penn State
- Set then-career highs in passing yards (151) and total offense (219) in the win and was Nebraska's leading rusher with 67 yards
- Also posted his first career game with multiple touchdowns, running for one score and throwing for a 45-yard touchdown
- Started and accounted for career highs of 122 rushing yards and 256 yards against Illinois
- Carried the ball 22 times for 122 yards, the 3rd-most carries ever by a Husker quarterback and the most since 2002
- Posted his first career 100-yard rushing game to become the 100th Husker to have a 100-yard rushing game
- Also had a career-high two rushing touchdowns
- Came off the bench and led Nebraska with 42 rushing yards at Iowa and completed 3-of-5 passes for 21 yards
- Led Nebraska to field goals on each of his two full-time drives at quarterback

PASSING GAME-BY-GAME

OPPONENT	COMP-ATT	YDS	TD	INT
at Ohio St.	4-5	55	0	0
at Northwestern	12-16	93	0	1
Penn St.	13-21	152	1	1
Illinois	15-26	134	0	3
at Iowa	3-5	21	0	0
at Purdue	1-1	11	0	0
Minnesota	0-2	0	0	1

RUSHING GAME-BY-GAME

OPPONENT	ATT.	YDS	TD	LONG
at Ohio St.	9	80	0	47
at Northwestern	8	49	0	20
Penn St.	13	67	1	22
Illinois	26	122	2	18
at Iowa	5	42	0	21
at Purdue	4	4	0	4
Minnesota	0	0	0	-

TOTAL OFFENSE GAME-BY-GAME

OPPONENT	ATT.	PASS	RUSH	TOT
at Ohio St.	14	55	87	142
at Northwestern	24	93	49	142
Penn St.	34	152	67	219
Illinois	52	134	122	256
at Iowa	10	21	42	63
at Purdue	5	11	4	15
Minnesota	2	0	0	0

CAREER PASSING STATS

YEAR	G/S	CMP-ATT	PCT	YDS	TD	INT
2019*	4/0	9-12	75.0	142	2	0
2020	7/2	48-76	63.2	466	1	6
TOTAL	11/2	57-88	64.8	608	3	6

*redshirt season

Total Offense: 177 att., 1,138 yds, 7 TDs

CAREER RUSHING STATS

YEAR	G/S	ATT.	NET	Y/A	Y/G	TD
2019*	4/0	24	166	6.9	41.5	1
2020	7/2	65	364	5.6	52.0	3
TOTAL	11/2	89	530	6.0	48.2	4

*redshirt season

Receiving: 2 rec., 17 yds, 0 TDs

CAREER PASSING HIGHS

Attempts	26 vs. Illinois (2020)
Completions	15 vs. Illinois (2020)
Yards	152 vs. Penn St. (2020)
Touchdowns	1 three times
Long Pass	45 vs. Penn St. [TD] (2020)

CAREER RUSHING HIGHS

Attempts	26 vs. Illinois (2020)
Yards	122 vs. Illinois (2020)
Touchdowns	2 vs. Illinois (2020)
Long Rush	47 at Ohio St. (2020)

CAREER TOTAL OFFENSE HIGHS

Attempts	52 vs. Illinois (2020)
Yards	256 vs. Illinois (2020)
Total Touchdowns	2 twice



DEDRICK MILLS #26
 5-11 | 220 | SR. | RB
 WAYCROSS, GA.

CAREER HONORS

- Doak Walker Award Watch List (2020)
- Honorable-Mention All-Big Ten (2019)
- 2016 Gator Bowl MVP (at Georgia Tech)
- 2-Time ACC Co-Rookie of the Week (2016)
- Nebraska Scholar-Athlete Honor Roll (Spring 2020)
- Brook Berringer Citizenship Team (2020)
- Tom Osborne Citizenship Team (2020)

CAREER NOTES

- Spent his freshman year at Georgia Tech in 2016
- Was a two-time ACC Rookie of the Week & MVP of the 2016 Gator Bowl after rushing for 169 yards on 31 carries

SEASON HIGHLIGHTS

- Rushed for 29 yards and one touchdown at Ohio State
- Had 59 yards rushing, including a 3-yard touchdown, at Northwestern
- Also led Nebraska with a career-high six receptions for 33 yards at Northwestern
- Was limited to three carries for 11 yards against Penn State, suffering a first-quarter injury
- Missed the Illinois and Iowa games due to injury
- Returned from his injury at Purdue to lead Nebraska with 16 carries for 60 yards
- Totaled 56 scrimmage yards against Minnesota

GAME-BY-GAME

OPPONENT	ATT.	YDS	TD	LONG
at Ohio St.	9	29	1	8
at Northwestern	19	59	1	15
Penn St.	3	11	0	5
Illinois	-	-	-	-
at Iowa	-	-	-	-
at Purdue	16	60	1	11
Minnesota	12	50	0	16

CAREER RUSHING STATS

YEAR	G/S	ATT.	NET	Y/A	Y/G	TD
2016*	9/7	152	771	5.1	85.7	12
2017						
2018						
2019	12/6	143	745	5.2	62.1	10
2020	5/4	59	205	3.5	41.0	3
TOTAL	26/17	354	1,721	4.9	66.2	24

*at Georgia Tech

RECEIVING: 24 rec., 167 yds, 1 TD

PASSING: 0-for-1, 0 yds, 1 INT, 0 TD

CAREER HIGHS

Rushing Attempts	31 vs. Kentucky (2016)*
Rushing Yards	188 vs. Wisconsin (2019)
Rushing Touchdowns	3 vs. Vanderbilt (2016)*
Long Rush	61 vs. Northern Illinois (2019)
Receptions	6 at Northwestern (2020)
Receiving Yards	34 vs. Iowa (2019)
Receiving Touchdowns	1 vs. Miami (2016)*
Long Reception	20 at Colorado (2019)

*at Georgia Tech



GARRETT NELSON #44

6-3 | 260 | SO. | OLB
SCOTTSBLUFF, NEB.

CAREER HONORS

- Academic All-Big Ten (2020)
- 2-Time Nebraska Scholar-Athlete Honor Roll

PERSONAL NOTES

- His father Chris was a two-time All-American wrestler at Nebraska

SEASON HIGHLIGHTS

- Has started every game at outside linebacker and made a career-high 18 tackles
- Made one tackle at Ohio State in his first career start
- Had three tackles and a quarterback hurry at Northwestern
- Totaled a career-high nine tackles vs. Penn State
- Made four tackles at Iowa
- Had 1.5 sacks at Purdue, the first sacks of his career
- Made five tackles, including 1.0 TFL, against Minnesota

GAME-BY-GAME

OPPONENT	UT-AT-TT	TFL-YD	SACK-YD
at Ohio St.	1-0-1	0.0-0	0.0-0
at Northwestern	2-1-3	0.0-0	0.0-0
Penn St.	2-7-9	0.0-0	0.0-0
Illinois	1-0-1	0.0-0	0.0-0
at Iowa	4-0-4	0.0-0	0.0-0
at Purdue	1-1-2	1.5-10	1.5-10
Minnesota	2-3-5	1.0-4	0.0-0

CAREER TACKLE STATS

YEAR	G/S	UT	AT	TT	TFL-YD	SCK-YD
2019	11/0	4	11	15	2-5	0.0-0
2020	7/7	13	12	25	2.5-14	1.5-10
TOTAL	18/7	17	23	40	4.5-19	1.5-10

CAREER MISCELLANEOUS STATS

YEAR	FF	FR	PBU	INT	QBH	BLK
2019	0	0	0	0	0	0
2020	0	0	0	0	1	0
TOTAL	0	0	0	0	1	0

CAREER HIGHS

Tackles	9 vs. Penn St. (2020)
TFLs	2.0 at Minnesota (2019)
Sacks	1.5 at Purdue (2020)
Breakups	none



QUINTON NEWSOME #6

6-2 | 180 | SO. | CB
SUWANEE, GA.

CAREER HONORS

- 2-Time Nebraska Scholar-Athlete Honor Roll
- Brook Berringer Citizenship Team (2020)
- Tom Osborne Citizenship Team (2020)

SEASON HIGHLIGHTS

- Had his first four career tackles at Ohio State
- Also forced a fumble that was recovered by Nebraska
- Started in place of Cam Taylor-Britt (missed first half due to targeting disqualification the previous game) at Northwestern and made three tackles
- Made one tackle against Penn State and Illinois
- Saw extensive action in the second half against Minnesota after Cam Taylor-Britt was disqualified due to targeting, making one tackle

GAME-BY-GAME

OPPONENT	UT-AT-TT	TFL-YD	PBU	INT
at Ohio St.	3-1-4	0.0-0	0	0
at Northwestern	3-0-3	0.0-0	0	0
Penn St.	0-1-1	0.0-0	0	0
Illinois	1-0-1	0.0-0	0	0
at Iowa	0-0-0	0.0-0	0	0
at Purdue	0-0-0	0.0-0	0	0
Minnesota	1-0-1	0.0-0	0	0

CAREER TACKLE STATS

YEAR	G/S	UT	AT	TT	TFL-YD	SCK-YD
2019	10/0	0	0	0	0-0	0.0-0
2020	7/1	8	2	10	0.0-0	0.0-0
TOTAL	17/1	8	2	10	0.0-0	0.0-0

CAREER MISCELLANEOUS STATS

YEAR	FF	FR	PBU	INT	QBH	BLK
2019	0	0	0	0	0	0
2020	1	0	0	0	0	0
TOTAL	1	0	0	0	0	0

CAREER HIGHS

Tackles	4 at Ohio St. (2020)
TFLs	none
Sacks	none
Breakups	none



PHELDARIUS PAYNE #49

6-3 | 275 | JR. | DL
SUFFOLK, VA.

CAREER NOTES

- Came to Nebraska from Lackawanna Community College in Pennsylvania

SEASON HIGHLIGHTS

- Totaled two tackles in his Husker debut at Ohio State
- Made two more tackles at Northwestern
- Had a career-high six tackles against Penn State, including his first career TFL and his first career pass breakup
- Recorded three tackles against Illinois
- Made three more tackles and broke up a pass against Minnesota

GAME-BY-GAME

OPPONENT	UT-AT-TT	TFL-YD	SACK-YD
at Ohio St.	0-2-2	0.0-0	0.0-0
at Northwestern	1-1-2	0.0-0	0.0-0
Penn St.	3-3-6	0.5-1	0.0-0
Illinois	2-1-3	0.0-0	0.0-0
at Iowa	0-0-0	0.0-0	0.0-0
at Purdue	0-0-0	0.0-0	0.0-0
Minnesota	0-3-3	0.0-0	0.0-0

CAREER TACKLE STATS

YEAR	G/S	UT	AT	TT	TFL-YD	SCK-YD
2020	7/0	6	10	16	0.5-1	0.0-0

CAREER MISCELLANEOUS STATS

YEAR	FF	FR	PBU	INT	QBH	BLK
2020	0	0	2	0	2	0

CAREER HIGHS

Tackles	6 vs. Penn St. (2020)
TFLs	0.5 vs. Penn St. (2020)
Sacks	none
Breakups	1 twice



**ETHAN
PIPER** #57

6-4 | 300 | R-FR. | OL
NORFOLK, NEB.

CAREER HONORS

- Academic All-Big Ten (2020)
- 2-Time Nebraska Scholar-Athlete Honor Roll

CAREER NOTES

- Played in one game while redshirting in 2019, becoming the 13th true freshman offensive lineman to play in a game at Nebraska

SEASON HIGHLIGHTS

- Has played extensively in every game with six starts at left guard
- Made his first career start at Northwestern and has started the last six games

CAREER STATS

- **Games:** 8 (1 in 2019; 7 in 2020)
- **Starts:** 6 (6 in 2020)



**WILLIAM
PRZYSTUP** #40

6-4 | 250 | SO. | P
OVIEDO, FLA.

CAREER NOTES

- Began his career at Michigan State, playing in four games while redshirting in 2018

SEASON HIGHLIGHTS

- Handled all of Nebraska's punting duties the first six games of the season
- Earned his first Nebraska start at punter and punted five times for a 44.6-yard average with a long of 51
- Averaged 40.4 yards on five punts at Northwestern with a career-long 56-yard punt
- Pinned Penn State inside the 20 twice and inside the 10 once in four punts
- Also had a 53-yard punt from his own 16-yard line that was fair caught at the PSU 31-yard line in the fourth quarter with Nebraska clinging to a seven-point lead
- Averaged a career-high 49.0 yards per punt on two attempts against Illinois
- Placed both of his punts inside the 20 and tied his career long with a 56-yard punt
- Placed one of his five punts at Iowa inside the 20
- Punted three times for a 40.3-yard average at Purdue, with one downed inside the 20
- Missed the Minnesota game

PUNTING GAME-BY-GAME

OPPONENT	NO.	AVG	I20	LONG
at Ohio St.	5	44.6	1	51
at Northwestern	5	40.4	0	56
Penn St.	4	40.5	2	53
Illinois	2	49.0	2	56
at Iowa	5	37.0	1	42
at Purdue	3	40.3	1	41
Minnesota	-Did Not Play-			

CAREER PUNTING STATS

YEAR	NO.	AVG	LG	TB	I20	50+	BLK
2018 [^]	27	40.6	55	3	9	5	0
2019	0	0.0	-	0	0	0	0
2020	24	41.3	56	1	7	5	0
TOTAL	51	40.9	56	4	16	10	0

*at Michigan State
^redshirt season

KICKOFFS: 34 att., 11 touchbacks

CAREER PUNTING HIGHS

Punts	8 vs. Rutgers (2018)*
Average	49.0 vs. Illinois (2020)
Inside 20	5 vs. Rutgers (2018)*
50-Yard Punts	2 twice*
Long Punt	56 twice

*at Michigan State



**LUKE
REIMER** #28

6-1 | 220 | SO. | ILB
LINCOLN, NEB.

CAREER HONORS

- Academic All-Big Ten (2020)
- Nebraska Scholar-Athlete Honor Roll (Spring 2020)

CAREER NOTES

- Joined the Huskers as a walk-on and immediately earned his way into the linebacker rotation in 2019 as a true freshman
- Was placed on scholarship for this season

SEASON HIGHLIGHTS

- Ranks 2nd on the team in sacks (2.0) and TFLs (5.0)
- Has a TFL in five of the six games he's played
- His streak of five straight games with a TFL is the longest by a Husker in Big Ten play since Maliek Collins in 2014
- Missed the Ohio State game due to injury
- Made his first career start at Northwestern and led Nebraska with 10 tackles, a career-high 1.5 TFLs and his first career sack and forced fumble
- Registered four tackles against Penn State, including a sack for the second straight game
- Made seven tackles against Illinois
- Led Nebraska with a career-high 12 tackles at Iowa, including 11 solo stops
- His 11 solo tackles were the second-most ever by a Husker in a Big Ten Conference game and were the most since Lavonte David had 14 solo tackles at Michigan in 2011
- Made five tackles and a half TFL at Purdue
- Had two early tackles against Minnesota before suffering a first-quarter injury that kept him out the rest of the game

GAME-BY-GAME

OPPONENT	UT-AT-TT	TFL-YD	SACK-YD
at Ohio St.	-Did Not Play-		
at Northwestern	7-3-10	1.5-9	1.0-8
Penn St.	2-2-4	1.0-4	1.0-4
Illinois	4-3-7	1.0-2	0.0-0
at Iowa	11-1-12	1.0-2	0.0-0
at Purdue	4-1-5	0.5-1	0.0-0
Minnesota	1-1-2	0.0-0	0.0-0

CAREER TACKLE STATS

YEAR	G/S	UT	AT	TT	TFL-YD	SCK-YD
2019	10/0	7	4	11	1-4	0.0-0
2020	6/5	29	11	40	5.0-18	2.0-12
TOTAL	16/5	36	15	51	6.0-22	2.0-12

CAREER MISCELLANEOUS STATS

YEAR	FF	FR	PBU	INT	QBH	BLK
2019	0	1	0	0	0	0
2020	1	0	0	0	0	0
TOTAL	1	1	0	0	0	0

CAREER HIGHS

Tackles	12 at Iowa (2020)
TFLs	1.5 at Northwestern (2020)
Sacks	1.0 twice
Breakups	none



TY ROBINSON #99
6-6 | 315 | R-FR. | DL
GILBERT, ARIZ.

CAREER NOTES

- Redshirted in 2019, but played in three games

SEASON HIGHLIGHTS

- Has started two of the Huskers' three games at defensive end as a redshirt freshman
- Started and made the first three tackles of his career at Ohio State, including 1.0 tackle for loss
- Had another TFL, a career-high four tackles and his first career quarterback hurry at Northwestern
- Had a career-high four tackles for the second straight week against Penn State
- Recorded two tackles against Illinois and one at Iowa
- Made three tackles against Minnesota

GAME-BY-GAME

OPPONENT	UT-AT-TT	TFL-YD	SACK-YD
at Ohio St.	1-2-3	1.0-2	0.0-0
at Northwestern	3-1-4	1.0-1	0.0-0
Penn St.	0-4-4	0.0-0	0.0-0
Illinois	1-1-2	0.0-0	0.0-0
at Iowa	0-1-1	0.0-0	0.0-0
at Purdue	0-0-0	0.0-0	0.0-0
Minnesota	0-3-3	0.0-0	0.0-0

CAREER TACKLE STATS

YEAR	G/S	UT	AT	TT	TFL-YD	SCK-YD
2019	3/0	0	0	0	0-0	0.0-0
2020	7/6	5	2	17	2.0-3	0.0-0
TOTAL	10/6	5	2	17	2.0-3	0.0-0

*redshirt season

CAREER MISCELLANEOUS STATS

YEAR	FF	FR	PBU	INT	QBH	BLK
2019	0	0	0	0	0	0
2020	0	0	0	0	2	0
TOTAL	0	0	0	0	2	0

*redshirt season

CAREER HIGHS

Tackles	4 twice
TFLs	1.0 twice
Sacks	none
Breakups	none



WAN'DALE ROBINSON #1
5-10 | 190 | SO. | WR
FRANKFORT, KY.

CAREER HONORS

- Paul Hornung Award Finalist (2019)
- Paul Hornung Award Watch List (2020)
- 2nd-Team Freshman All-American (2019, The Athletic)
- Honorable-Mention All-Big Ten (2019)
- 2-Time Big Ten Freshman of the Week (2019)
- Nebraska Scholar-Athlete Honor Roll (Spring 2019)

NEBRASKA RECORDS

- Receptions by a True Freshman (40 in 2019)
- Receiving Yards by a True Freshman (443 in 2019)

PERSONAL NOTES

- Only letterwinner from Kentucky in NU history

CAREER NOTES

- 1 of 4 Husker true freshmen to total 1,000 all-purpose yards (Ahman Green in 1995; Ameer Abdullah in 2011; De'Mornay Pierson-El in 2014)
- 1 of 4 finalists for the 2019 Paul Hornung Award, presented to the nation's most versatile player
- Joined Ameer Abdullah (2014) as the only Hornung Award finalists in Husker history
- In 2019, was 4th nationally among all freshmen and 2nd among all Power Five Conference freshmen in all-purpose yards per game (112.8)

SEASON HIGHLIGHTS

- Ranks 5th in the Big Ten and 24th nationally with 6.4 receptions per game
- Leads NU with 45 receptions and 382 receiving yards and ranks 3rd with 216 rushing yards
- Also leads Nebraska with 593 all-purpose yards
- Led Nebraska with six catches and 49 receiving yards at Ohio State
- Added four catches for 32 yards at Northwestern
- His final catch was the 50th of his career, as he reached the mark in his 12th game to become the 2nd-fastest Husker to 50 career catches
- Played primarily at running back against Penn State after starter Dedrick Mills suffered a first-quarter injury
- Ran 16 times for 60 yards against PSU
- Had 13 offensive touches for 120 yards against Illinois, including six catches for 60 yards and seven carries for 60 yards
- Totaled 117 yards from scrimmage on 15 touches at Iowa
- Rushed six times for 42 yards, tying for the team lead in rushing yards
- Added a career-high nine receptions for 75 yards, leading the Huskers in both categories
- Led Nebraska with nine receptions for 114 yards at Purdue
- The nine catches tied his career high, while he produced the second 100-yard receiving game of his career
- Totaled 119 yards from scrimmage on only 11 touches at Purdue
- Had 14 offensive touches for 90 yards against Minnesota
- Ripped off a career-long 47-yard run against the Gophers

RECEIVING GAME-BY-GAME

OPPONENT	REC.	YDS	TD	LONG
at Ohio St.	6	49	0	21
at Northwestern	4	32	0	14
Penn St.	0	0	0	-
Illinois	6	60	0	31
at Iowa	9	75	0	28
at Purdue	9	114	0	25
Minnesota	6	41	0	10

RUSHING GAME-BY-GAME

OPPONENT	ATT.	YDS	TD	LONG
at Ohio St.	0	0	0	-
at Northwestern	0	0	0	-
Penn St.	16	60	0	14
Illinois	7	60	0	32
at Iowa	6	42	0	13
at Purdue	2	5	0	4
Minnesota	8	49	0	47

CAREER RECEIVING STATS

YEAR	G/S	REC.	YDS	Y/R	Y/G	TD
2019	10/4	40	453	11.3	45.3	2
2020	7/7	45	382	8.5	54.6	0
TOTAL	17/11	85	835	9.8	49.1	2

CAREER RUSHING STATS

YEAR	G/S	ATT.	NET	Y/A	Y/G	TD
2019	10/4	88	340	3.9	34.0	3
2020	7/7	39	216	5.5	30.9	0
TOTAL	17/11	127	556	4.4	32.7	3

CAREER ALL-PURPOSE STATS

YEAR	RUSH	REC	PR	KR	TOT	Y/G
2019	340	453	0	236	1,029	102.9
2020	216	382	-5	0	593	84.7
TOTAL	556	835	-5	236	1,622	95.4

KICKOFF RETURNS: 11 ret., 236 yds, 0 TD

PUNT RETURNS: 1 ret., -5 yds, 0 TD

CAREER HIGHS

Receptions	9 twice
Receiving Yards	123 vs. Northwestern (2019)
Receiving Touchdowns	2 at Illinois (2019)
Long Reception	49 vs. Northwestern (2019)
Rushes	22 vs. Indiana (2019)
Rushing Yards	89 at Illinois (2019)
Rushing Touchdowns	1 three times
Long Rush	47 vs. Minnesota (2020)



CASEY ROGERS #98

6-4 | 300 | SO. | DL
SYRACUSE, N.Y.

CAREER HONORS

- 2-Time Academic All-Big Ten
- Nebraska Scholar-Athlete Honor Roll (Fall 2018)
- 2-Time Brook Berringer Citizenship Team
- 2-Time Tom Osborne Citizenship Team

PERSONAL NOTES

- Father, Lelan, is an assistant men's lacrosse coach at Syracuse

SEASON HIGHLIGHTS

- Totaled the first four tackles of his career at Ohio State, leading all Husker defensive linemen in stops
- Made his first career start at Northwestern and had one tackle
- Finished with three tackles against Penn State
- Had a career-high five tackles against Illinois, including a half tackle for loss for his first career TFL
- Matched his career high with five tackles the next week at Iowa, including an eight-yard sack for his first career sack
- Had a nine-yard tackle for loss at Purdue on the Boilermakers' final offensive snap
- Totaled four tackles, a half TFL and a pass breakup against Minnesota

GAME-BY-GAME

OPPONENT	UT-AT-TT	TFL-YD	SACK-YD
at Ohio St.	2-2-4	0.0-0	0.0-0
at Northwestern	1-0-1	0.0-0	0.0-0
Penn St.	0-3-3	0.0-0	0.0-0
Illinois	0-5-5	0.5-1	0.0-0
at Iowa	3-2-5	1.0-8	1.0-8
at Purdue	1-0-1	1.0-9	0.0-0
Minnesota	1-3-4	0.5-1	0.0-0

CAREER TACKLE STATS


YEAR	G/S	UT	AT	TT	TFL-YD	SCK-YD
2018		Redshirt				
2019	4/0	0	0	0	0-0	0.0-0
2020	7/1	8	15	23	3.0-19	1.0-8
TOTAL	11/1	8	15	23	3.0-19	1.0-8

CAREER MISCELLANEOUS STATS

YEAR	FF	FR	PBU	INT	QBH	BLK
2018	Redshirt					
2019	0	0	0	0	0	0
2020	0	0	2	0	1	0
TOTAL	0	0	2	0	1	0

CAREER HIGHS

Tackles	5 twice
TFLs	1.0 twice
Sacks	1.0 at Iowa (2020)
Breakups	none



MARVIN SCOTT III #24

5-9 | 210 | FR. | RB
DAYTONA BEACH, FLA.

PERSONAL NOTES

- Was a state champion weight lifter in high school

SEASON HIGHLIGHTS

- Made his debut at Northwestern with three carries for 14 yards
- Carried the ball five times for 11 yards against Penn State
- Also posted his first career reception with a 14-yard catch on 3rd-and-9 in a second-quarter drive that led to a Husker field goal
- Started and set career highs with eight carries for 22 yards against Illinois
- Had seven carries for 13 yards and a three-yard catch at Iowa
- Had a two-yard carry vs. Minnesota

GAME-BY-GAME

OPPONENT	ATT.	YDS	TD	LONG
at Ohio St.	-Did Not Play-			
at Northwestern	3	14	0	8
Penn St.	5	11	0	5
Illinois	8	22	0	7
at Iowa	7	13	0	8
at Purdue	-Did Not Play-			
Minnesota	1	2	0	2


CAREER RUSHING STATS

YEAR	G/S	ATT.	NET	Y/A	Y/G	TD
2020	5/1	4	62	2.6	12.4	0

RECEIVING: 2 rec., 17 yds, 0 TDs

CAREER HIGHS

Rushing Attempts	8 vs. Illinois (2020)
Rushing Yards	22 vs. Illinois (2020)
Rushing Touchdowns	none
Long Rush	8 twice
Receptions	1 twice
Receiving Yards	14 vs. Penn St. (2020)
Receiving Touchdowns	none
Long Reception	14 vs. Penn St. (2020)



BEN STILLE #95

6-5 | 295 | SR. | DL
ASHLAND, NEB.

CAREER HONORS

- Campbell Trophy Semifinalist (2020)
- 2-Time Wuerffel Trophy Watch List
- 2-Time AFCA Good Works Team Nominee
- Big Ten Sportsmanship Award (2019)
- BTN All-Freshman Team (2017)
- Big Ten Freshman of the Week (2017 vs. Illinois)
- Academic All-District VII (2019)
- Big Ten Distinguished Scholar (2019)
- 4-Time Academic All-Big Ten
- 6-Time Nebraska Scholar-Athlete Honor Roll
- Sam Foltz Hero 27 Leadership Award (2019)
- 4-Time Brook Berringer Citizenship Team
- 4-Time Tom Osborne Citizenship Team

PERSONAL NOTES

- Earned his degree in nutrition and health sciences in December of 2019

CAREER NOTES

- 1st Husker freshman to lead NU in TFLs (10 in 2017) since the stat began being tracked in 1968
- 1st Husker freshman to lead NU in sacks (3.5 in 2017) since the stat became official in 1981
- 1 of 17 four-time academic all-conference honorees in program history

SEASON HIGHLIGHTS

- Has started every game at defensive end
- Had three tackles against Penn State and forced an incompletion on PSU's final offensive play
- Tied his career high with five tackles at Iowa
- Had five more tackles and a career-high 1.5 sacks at Purdue

GAME-BY-GAME

OPPONENT	UT-AT-TT	TFL-YD	SACK-YD
at Ohio St.	2-1-3	0.5-0	0.0-0
at Northwestern	2-2-4	0.0-0	0.0-0
Penn St.	1-2-3	0.0-0	0.0-0
Illinois	1-3-4	0.0-0	0.0-0
at Iowa	3-2-5	1.0-2	0.0-0
at Purdue	4-1-5	1.5-11	1.5-11
Minnesota	0-2-2	0.0-0	0.0-0

CAREER TACKLE STATS

YEAR	G/S	UT	AT	TT	TFL-YD	SCK-YD
2016	Redshirt					
2017	9/1	12	12	24	10-38	3.5-27
2018	12/11	10	15	25	5-28	5.0-28
2019	12/2	13	18	31	8-38	3.0-20
2020	7/7	12	14	26	3.0-13	1.5-11
TOTAL	40/21	47	59	106	26-117	13.0-86

CAREER MISCELLANEOUS STATS

YEAR	FF	FR	PBU	INT	QBH	BLK
2016	Redshirt					
2017	1	0	1	0	1	0
2018	0	0	2	0	6	0
2019	0	0	1	0	5	0
2020	0	0	0	0	2	0
TOTAL	1	0	4	0	14	0

CAREER HIGHS

Tackles	5 three times
TFLs	3.0 at Illinois (2017)
Sacks	1.5 at Purdue (2020)
Breakups	2 vs. Bethune-Cookman (2018)



JACK STOLL #86

6-4 | 260 | SR. | TE
LONE TREE, COLO.

CAREER HONORS

- 3-Time Mackey Award Watch List
- Big Ten Distinguished Scholar (2020)
- 4-Time Academic All-Big Ten
- 7-Time Nebraska Scholar-Athlete Honor Roll
- 4-Time Brook Berringer Citizenship Team
- 4-Time Tom Osborne Citizenship Team

PERSONAL NOTES

- Earned his degree in marketing in May of 2020

CAREER NOTES

- 1 of 17 four-time academic all-conference honorees in program history

SEASON HIGHLIGHTS

- Made two catches for 24 yards at Ohio State before leaving the game in the first half with an injury
- Missed the Northwestern game due to injury, snapping his streak of 25 consecutive starts
- Returned in a limited role against Penn State, but did not have a catch as he worked his way back from his injury
- Caught two passes for 21 yards against Minnesota, his first receptions since being injured at Ohio State

GAME-BY-GAME

OPPONENT	REC.	YDS	TD	LONG
at Ohio St.	2	24	0	15
at Northwestern	-Did Not Play-			
Penn St.	0	0	0	-
Illinois	0	0	0	-
at Iowa	0	0	0	-
at Purdue	0	0	0	-
Minnesota	2	21	0	13

CAREER RECEIVING STATS

YEAR	G/S	REC.	YDS	Y/R	Y/G	TD
2016						Redshirt
2017	12/1	8	89	11.1	7.4	2
2018	12/12	21	245	11.7	20.4	3
2019	12/12	25	234	9.4	19.5	1
2020	6/1	4	45	11.2	7.5	0
TOTAL	42/26	58	613	10.6	14.6	6

KICKOFF RETURNS: 2 ret., 16 yds, 0 TD

CAREER HIGHS

Receptions	4 four times
Receiving Yards	66 vs. South Alabama (2019)
Receiving Touchdowns	1 six times
Long Reception	42 vs. South Alabama (2019)



CALEB TANNER #2

6-2 | 220 | JR. | OLB
STONE RIDGE, GA.

CAREER HONORS

- Nebraska Scholar-Athlete Honor Roll (Spring 2019)
- Brook Berringer Citizenship Team (2019)
- Tom Osborne Citizenship Team (2019)

SEASON HIGHLIGHTS

- Has started four of Nebraska's seven games at outside linebacker and has set a career high with 20 tackles
- Totaled four tackles at Ohio State - one shy of his career high - and tied his career high with 1.0 sack
- Made two tackles at Northwestern and had a pair of quarterback hurries, the first two hurries of his career
- Finished with three tackles against Penn State
- Made four stops against Illinois
- Had two tackles at Iowa
- Tied his career high with five tackles against Minnesota, including a half tackle for loss

GAME-BY-GAME

OPPONENT	UT-AT-TT	TFL-YD	SACK-YD
at Ohio St.	2-2-4	1.0-7	1.0-7
at Northwestern	1-1-2	0.0-0	0.0-0
Penn St.	1-2-3	0.0-0	0.0-0
Illinois	2-2-4	0.0-0	0.0-0
at Iowa	1-1-2	0.0-0	0.0-0
at Purdue	0-0-0	0.0-0	0.0-0
Minnesota	1-4-5	0.5-1	0.0-0

CAREER TACKLE STATS

YEAR	G/S	UT	AT	TT	TFL-YD	SCK-YD
2018	12/0	6	4	10	1-7	1.0-7
2019	12/5	9	8	17	4-15	2.5-14
2020	7/4	8	12	20	1.5-8	1.0-7
TOTAL	31/9	23	24	47	6.5-30	4.5-28

CAREER MISCELLANEOUS STATS

YEAR	FF	FR	PBU	INT	QBH	BLK
2018	0	0	0	0	0	0
2019	0	0	1	0	0	0
2020	0	0	0	0	2	0
TOTAL	0	0	1	0	2	0

CAREER HIGHS

Tackles	5 twice
TFLs	2.0 vs. Northwestern (2019)
Sacks	1.0 three times
Breakups	1 at Illinois (2019)



CAM TAYLOR-BRITT #5

6-0 | 215 | JR. | CB
MONTGOMERY, ALA.

CAREER HONORS

- Honorable-Mention All-Big Ten (2019)
- Nebraska Boyd Epley Lifter of the Year (2019)
- Nebraska Scholar-Athlete Honor Roll (Spring 2020)
- Brook Berringer Citizenship Team (2019)
- Tom Osborne Citizenship Team (2019)

CAREER NOTES

- Ranked 3rd nationally with four forced fumbles in 2019, the most by any Husker since 1999

SEASON HIGHLIGHTS

- Is Nebraska's leading punt returner with six returns for 79 yards (13.2 yards per return)
- Had five tackles at Ohio State before being disqualified in the second half due to targeting
- Had to sit out the first half at Northwestern and had two tackles and 1.0 TFL in the second half
- Had an impressive game in the win over Penn State
- Had an interception and a 55-yard return to set up a Husker field goal and a 25-yard punt return to set up another field goal
- Also returned a missed field goal 34 yards, in addition to posting four tackles and a breakup
- Posted three tackles against Illinois and returned two punts for 22 yards
- Made six tackles and 1.0 TFL at Purdue, while adding a pair of pass breakups and returning one punt for 27 yards
- Had four tackles in the first half vs. Minnesota

GAME-BY-GAME

OPPONENT	UT-AT-TT	TFL-YD	PBU	INT
at Ohio St.	3-2-5	0.0-0	0	0
at Northwestern	2-0-2	1.0-4	0	0
Penn St.	4-0-4	0.0-0	1	1
Illinois	3-0-3	0.0-0	0	0
at Iowa	2-0-2	0.0-0	0	0
at Purdue	3-3-6	1.0-0	2	0
Minnesota	4-0-4	0.0-0	0	0

CAREER TACKLE STATS

YEAR	G/S	UT	AT	TT	TFL-YD	SCK-YD
2018	11/0	9	3	12	0-0	0.0-0
2019	10/9	29	20	49	4-20	1.5-15
2020	7/6	21	5	26	2.0-2	0.0-0
TOTAL	28/15	59	28	87	6.0-22	1.5-15

CAREER MISCELLANEOUS STATS

YEAR	FF	FR	PBU	INT	QBH	BLK
2018	0	1	3	0	0	0
2019	4	1	3	3	0	0
2020	0	0	3	1	0	0
TOTAL	4	2	9	4	0	0

PUNT RETURNS: 6 att., 79 yards, 0 TDs

CAREER HIGHS

Tackles	7 vs. Ohio St. (2019)
TFLs	2.0 vs. South Alabama (2019)
Sacks	1.0 vs. South Alabama (2019)
Breakups	2 at Purdue (2020)
Interceptions	1 four times
Interception Returns for TD	1 vs. Iowa (2019)



RONALD THOMPkins #25

5-11 | 195 | R-FR. | RB
LOGANVILLE, GA.

PERSONAL NOTES

- Has overcome two torn ACL injuries, both suffered in high school
- His Husker debut at Ohio State marked his first game in 791 days

SEASON HIGHLIGHTS

- Had four carries for 22 yards at Ohio State and added a 10-yard reception
- Did not make the trip to Northwestern
- Had a two-yard carry against Penn State
- Has been bothered by injury, missing the past four games although he did travel to Iowa and Purdue

GAME-BY-GAME

OPPONENT	ATT.	YDS	TD	LONG
at Ohio St.	4	22	0	9
at Northwestern	-Did Not Play-			
Penn St.	1	2	0	2
Illinois	-Did Not Play-			
at Iowa	-Did Not Play-			
at Purdue	-Did Not Play-			
Minnesota	-Did Not Play-			

CAREER RUSHING STATS

YEAR	G/S	ATT.	NET	Y/A	Y/G	TD
2019			Redshirt			
2020	2/0	5	24	4.8	12.0	0
TOTAL	2/0	5	24	4.8	12.0	0

RECEIVING: 1 rec., 10 yards, 0 TDs

CAREER HIGHS

Rushing Attempts	4 at Ohio St. (2020)
Rushing Yards	22 at Ohio St. (2020)
Rushing Touchdowns	none
Long Rush	9 at Ohio St. (2020)
Receptions	1 at Ohio St. (2020)
Receiving Yards	10 at Ohio St. (2020)
Receiving Touchdowns	none
Long Reception	10 at Ohio St. (2020)



TRAVIS VOKOLEK #83

6-6 | 260 | JR. | TE
SPRINGFIELD, MO.

CAREER HONORS

- Nebraska Offensive Scout Team MVP (2019)
- Academic All-Big Ten (2020)
- 2-Time Nebraska Scholar-Athlete Honor Roll

PERSONAL NOTES

- His father, D.J., is the assistant head football coach at Northern Iowa
- His uncle is Terry Allen, who compiled a 133-125 record as the head coach of Northern Iowa (1989-96), Kansas (1997-2001) and Missouri State (2006-14)

CAREER NOTES

- Spent two seasons at Rutgers (2017-18) before transferring to Nebraska
- Played in 19 games and caught 17 passes for 198 yards with two touchdowns in his two seasons at Rutgers
- Sat out his first season at Nebraska in 2019 due to NCAA transfer rules

SEASON HIGHLIGHTS

- Made his Husker debut at Ohio State but did not record a catch
- Caught the first two passes of his Husker career at Northwestern, totaling 13 yards
- Had a 16-yard catch against Illinois, his longest reception as a Husker
- Posted season highs of three receptions for 31 yards in his first start of the year at Iowa
- Had two catches for 15 yards in a second consecutive start at Purdue

GAME-BY-GAME

OPPONENT	REC.	YDS	TD	LONG
at Ohio St.	0	0	0	-
at Northwestern	2	13	0	9
Penn St.	0	0	0	0
Illinois	1	16	0	16
at Iowa	3	31	0	14
at Purdue	2	15	0	10
Minnesota	0	0	0	-

CAREER RECEIVING STATS

YEAR	G/S	REC.	YDS	Y/R	Y/G	TD
2017*	7/2	1	14	14.0	2.0	0
2018*	12/7	16	184	11.5	15.3	2
2019			Transfer (Redshirt)			
2020	7/3	8	75	9.4	10.7	0
TOTAL	26/12	25	273	10.9	10.5	2

*at Rutgers

CAREER HIGHS

Receptions	5 vs. Illinois (2018)*
Receiving Yards	69 at Michigan St. (2018)*
Receiving Touchdowns	1 twice (both in 2018)*
Long Reception	27 at Michigan St. (2018)*

*at Rutgers



KADE WARNER #81

6-1 | 210 | JR. | WR
SCOTTSDALE, ARIZ.

CAREER HONORS

- Team Captain (2020)
- 3-Time Academic All-Big Ten
- 2-Time Nebraska Scholar-Athlete Honor Roll
- 2-Time Brook Berringer Citizenship Team
- 2-Time Tom Osborne Citizenship Team

PERSONAL NOTES

- Is the son of Kurt Warner, a 2017 Pro Football Hall of Fame inductee, two-time NFL MVP and Super Bowl XXXIV MVP

PERSONAL NOTES

- Joined Nebraska as a walk-on but was placed on scholarship for the 2020 season

SEASON HIGHLIGHTS

- Team captain has started all four games
- Caught two passes for 13 yards at Northwestern
- Had a 13-yard reception against Penn State
- Made a nine-yard grab at Iowa
- Had a five-yard reception against Minnesota

GAME-BY-GAME

OPPONENT	REC.	YDS	TD	LONG
at Ohio St.	0	0	0	-
at Northwestern	2	13	0	7
Penn St.	1	13	0	13
Illinois	0	0	0	-
at Iowa	1	9	0	9
at Purdue	0	0	0	-
Minnesota	1	5	0	5

CAREER RECEIVING STATS

YEAR	G/S	REC.	YDS	Y/R	Y/G	TD
2017			Redshirt			
2018	9/7	17	95	5.6	10.6	0
2019	7/5	8	101	12.6	14.4	0
2020	7/4	5	40	8.0	5.7	0
TOTAL	23/16	30	236	7.9	10.3	0

CAREER HIGHS

Receptions	4 twice
Receiving Yards	38 at Minnesota (2019)
Receiving Touchdowns	none
Long Reception	26 at Minnesota (2019)



DEONTAI WILLIAMS #8

6-1 | 205 | SR. | S
JACKSONVILLE, FLA.

CAREER HONORS

- Nebraska Scholar-Athlete Honor Roll (Fall 2018)

CAREER NOTES

- Has missed nearly two full seasons due to injury, playing in only the season opener at Jones County CC in 2016 and at Nebraska in 2019

PERSONAL NOTES

- Earned his degree in child, youth and family studies in December of 2019
- His father, Roosevelt, was a 3rd-round NFL Draft pick in 2002 and played two seasons in the NFL

SEASON HIGHLIGHTS

- Tied his then-career high with five tackles at Ohio State before being disqualified (targeting)
- Made four tackles in the 2nd half at Northwestern, including tying his career high with 1.0 TFLs
- Had a 13-yard strip sack against Penn State, and he recovered the fumble and returned it 26 yards for a touchdown
- Was the first Husker to have a sack, forced fumble and fumble return for a touchdown on the same play since at least 1962
- Then-career high six tackles against Illinois
- Topped that mark with seven tackles at Iowa
- Bettered the mark again with 12 tackles at Purdue, including 10 solo stops and a TFL
- Had 10 stops, a TFL and a breakup vs. Minnesota

GAME-BY-GAME

OPPONENT	UT-AT-TT	TFL-YD	PBU	INT
at Ohio St.	5-0-5	0.0-0	0	0
at Northwestern	2-2-4	1.0-3	0	0
Penn St.	2-1-3	1.0-13	1	0
Illinois	3-3-6	0.0-0	0	0
at Iowa	7-0-7	0.0-0	0	0
at Purdue	10-2-12	1.0-3	1	0
Minnesota	4-6-10	1.0-1	2	0

CAREER TACKLE STATS

YEAR	G/S	UT	AT	TT	TFL-YD	SCK-YD
2018	12/1	15	8	23	1-0	0.0-0
2019	1/1	2	0	2	0-0	0.0-0
2020	7/6	33	14	47	4.0-20	1.0-13
TOTAL	20/8	50	22	72	5.0-20	1.0-13

CAREER MISCELLANEOUS STATS

YEAR	FF	FR	PBU	INT	QBH	BLK
2018	2	1	2	2	0	0
2019	0	0	0	0	0	0
2020	1	1	4	0	0	0
TOTAL	3	2	6	2	0	0

CAREER HIGHS

Tackles	12 at Purdue (2020)
TFLs	1.0 four times
Sacks	1.0 vs. Penn St. (2020)
Breakups	2 vs. Minnesota (2020)
Interceptions	1 twice (both in 2018)
Fumble Return TDs	1 vs. Penn St. (2020)



BOE WILSON #56

6-3 | 300 | SR. | OL
LEE'S SUMMIT, MO.

CAREER HONORS

- Honorable-Mention All-Big Ten (2018)
- 4-Time Academic All-Big Ten
- 6-Time Nebraska Scholar-Athlete Honor Roll

CAREER NOTES

- 1 of 17 four-time academic all-conference honorees in program history

SEASON HIGHLIGHTS

- Started at left guard for the first time in his career at Ohio State
- Started at right guard at Northwestern
- Saw his streak of 23 consecutive starts snapped against Penn State
- Played extensively at right guard in the second half against Illinois
- Also saw action at right guard at Iowa

CAREER STATS

- **Games:** 40
(12 in 2017; 12 in 2018; 12 in 2019; 4 in 2020)
- **Starts:** 24
(9 in 2018; 12 in 2019; 3 in 2020)

2020 NEBRASKA SCHEDULE AND RESULTS

DATE	OPPONENT	RESULT	SCORE	RECORD	CONFERENCE	TIME	ATTEND.
Oct. 24	at No. 5 Ohio State *	L	17-52	0-1	0-1	3:19	1,344
Nov. 7	at Northwestern *	L	13-21	0-2	0-2	3:13	N/A
Nov. 14	Penn State *	W	30-23	1-2	1-2	3:23	N/A
Nov. 21	Illinois *	L	23-41	1-3	1-3	3:37	N/A
Nov. 27	at Iowa *	L	20-26	1-4	1-4	3:16	1,469
Dec. 5	at Purdue *	W	37-27	2-4	2-4	3:17	808
Dec. 12	Minnesota *	L	17-24	2-5	2-5	3:20	N/A

*Big Ten Conference game

SCORE BY QUARTERS	1ST	2ND	3RD	4TH	OT	TOTAL
Nebraska	41	77	24	15		157
Opponents	58	50	55	51		214

TEAM STATISTICS

TEAM STATISTICS	NU	OPP
SCORING	157	214
Points Per Game	22.4	30.6
Points Off Turnovers	23	41
FIRST DOWNS	144	157
Rushing	76	64
Passing	56	79
Penalty	12	14
RUSHING YARDAGE	1246	1226
Yards gained rushing	1454	1396
Yards lost rushing	208	170
Rushing Attempts	276	295
Average Per Rush	4.5	4.2
Average Per Game	178.0	175.1
TDs Rushing	12	14
PASSING YARDAGE	1266	1614
Comp-Att-Int	132-201-7	141-219-4
Average Per Pass	6.3	7.4
Average Per Catch	9.6	11.4
Average Per Game	180.9	230.6
TDs Passing	4	10
TOTAL OFFENSE	2512	2840
Total Plays	477	514
Average Per Play	5.3	5.5
Average Per Game	358.9	405.7
KICK RETURNS: #-Yards	13-247	17-306
PUNT RETURNS: #-Yards	9-120	11-135
INT RETURNS: #-Yards	4-102	7-36
KICK RETURN AVERAGE	19.0	18.0
PUNT RETURN AVERAGE	13.3	12.3
INT RETURN AVERAGE	25.5	5.1
FUMBLES-LOST	17-7	12-2
PENALTIES-Yards	45-429	34-325
Average Per Game	61.3	46.4
PUNTS-Yards	30-1183	24-931
Average Per Punt	39.4	38.8
Net punt average	34.3	33.8
KICKOFFS-Yards	35-1977	44-2690
Average Per Kick	56.5	61.1
Net kick average	39.2	41.9
TIME OF POSSESSION/Game	27:09	32:51
3RD-DOWN Conversions	30/90	45/103
3rd-Down Pct	33%	44%
4TH-DOWN Conversions	6/11	11/17
4th-Down Pct	55%	65%
SACKS BY-Yards	11-83	13-86
MISC YARDS	34	0
TOUCHDOWNS SCORED	17	25
FIELD GOALS-ATTEMPTS	13-15	13-16
ON-SIDE KICKS	0-1	0-0
RED-ZONE SCORES	(27-31) 87%	(29-34) 85%
RED-ZONE TOUCHDOWNS	(15-31) 48%	(18-34) 53%
PAT-ATTEMPTS	(16-16) 100%	(25-25) 100%
ATTENDANCE	0	3621
Games/Avg Per Game	3/0	4/905
Neutral Site Games		0/0

INDIVIDUAL OFFENSIVE STATISTICS

RUSHING	G/GS	ATT	GAIN	LOSS	NET	AVG	TD	LONG	AVG/G
McCaffrey, Luke	7/2	65	432	68	364	5.6	3	47	52.0
Martinez, Adrian	6/5	68	423	59	364	5.4	5	39	60.7
Robinson, Wan'Dale	7/7	39	228	12	216	5.5	0	47	30.9
Mills, Dedrick	5/4	59	222	17	205	3.5	3	16	41.0
Scott III, Marvin	5/0	24	71	9	62	2.6	0	8	12.4
Johnson, Rahmir	5/0	7	34	4	30	4.3	1	12	6.0
Thompkins, Ronald	2/0	5	24	0	24	4.8	0	9	12.0
Brown, Alante	7/1	1	18	0	18	18.0	0	18	2.6
Jewett, Cooper	1/0	1	2	0	2	2.0	0	2	2.0
TEAM	7/0	7	0	39	-39	-5.6	0	0	-5.6
Total	7	276	1454	208	1246	4.5	12	47	178.0
Opponents	7	295	1396	170	1226	4.2	14	61	175.1

PASSING	G/GS	EFFIC	COMP-ATT-INT	PCT	YDS	TD	LNG	AVG/G
Martinez, Adrian	6/5	129.35	84-123-1	68.3	800	3	37	133.3
McCaffrey, Luke	7/2	103.22	48-76-6	63.2	466	1	45	66.6
TEAM	7/0	0.00	0-2-0	0.0	0	0	0	0.0
Total	7	118.18	132-201-7	65.7	1266	4	45	180.9
Opponents	7	137.71	141-219-4	64.4	1614	10	89	230.6

RECEIVING	G/GS	NO.	YDS	AVG	TD	LONG	AVG/G
Robinson, Wan'Dale	7/7	45	382	8.5	0	31	54.6
Allen, Austin	7/6	16	214	13.4	1	37	30.6
Betts, Xavier	6/1	12	131	10.9	1	45	21.8
Falck, Levi	7/4	12	107	8.9	1	21	15.3
Vokolek, Travis	7/3	8	75	9.4	0	16	10.7
Mills, Dedrick	5/4	7	39	5.6	0	14	7.8
Fleming, Marcus	4/0	5	75	15.0	0	28	18.8
Warner, Kade	7/4	5	40	8.0	0	13	5.7
Johnson, Rahmir	5/0	5	28	5.6	0	17	5.6
Martin, Oliver	4/3	4	59	14.8	0	22	14.8
Stoll, Jack	6/1	4	45	11.2	0	15	7.5
Liewer, Wyatt	7/0	3	22	7.3	1	10	3.1
Scott III, Marvin	5/1	2	17	8.5	0	14	3.4
Brown, Alante	7/1	1	16	16.0	0	16	2.3
Thompkins, Ronald	2/0	1	10	10.0	0	10	5.0
McCaffrey, Luke	7/2	1	5	5.0	0	5	0.7
Rafdal, Kurt	7/0	1	1	1.0	0	1	0.1
Total	7	132	1266	9.6	4	45	180.9
Opponents	7	141	1614	11.4	10	89	230.6

PUNT RETURNS	NO.	YDS	AVG	TD	LONG
Taylor-Britt, Cam	6	79	13.2	0	27
Falck, Levi	1	39	39.0	0	0
Robinson, Wan'Dale	1	-5	-5.0	0	0
Martin, Oliver	1	7	7.0	0	7
Total	9	120	13.3	0	27
Opponents	11	135	12.3	0	36

2020 INDIVIDUAL STATISTICS

INTERCEPTIONS	NO.	YDS	AVG	TD	LONG
Farmer, Myles	2	45	22.5	0	37
Bootle, Dicaprio	1	2	2.0	0	2
Taylor-Britt, Cam	1	55	55.0	0	55
Total	4	102	25.5	0	55
Opponents	7	36	5.1	0	23

KICK RETURNS	NO.	YDS	AVG	TD	LONG
Brown, Alante	9	182	20.2	0	29
Johnson, Rahmir	3	54	18.0	0	22
Belt, Brody	1	11	11.0	0	11
Taylor-Britt, Cam	0	0	0.0	0	0
Total	13	247	19.0	0	29
Opponents	17	306	18.0	0	41

FUMBLE RETURNS	NO.	YDS	AVG	TD	LONG
Williams, Deontai	1	26	26.0	1	26
Domann, JoJo	1	0	0.0	0	0
Total	2	26	13.0	1	26
Opponents	1	55	55.0	1	55

FIELD GOALS	FGM-FGA	PCT	1-19	20-29	30-39	40-49	50-59	LG	BLK
Culp, Connor	13-15	86.7	0-0	4-4	8-10	1-1	0-0	49	0
Totals	13-15	86.7	0-0	4-4	8-10	1-1	0-0	49	0
Opponents	14-16	87.5	0-0	4-4	6-6	3-4	0-2	48	0

FG SEQUENCE	NEBRASKA	OPPONENTS
Ohio State	(22)	(34)
Northwestern	(38),(36),38	42
Penn State	(22),(25),(30)	(33),(40),56,(27)
Illinois	(30)	(24),(21)
Iowa	(31),(39)	(32),(33),(48),(37),51
Purdue	(25),(49),(32)	(45),(27)
Minnesota	32,(30)	(31)

Numbers in (parenthesis) indicate field goal was made

PUNTING	NO.	YDS	AVG	LONG	TB	FC	I20	50+	BLK
Przystup, Will	24	991	41.3	56	1	5	7	5	1
Crawford, Tyler	5	192	38.4	61	0	0	1	1	0
TEAM	1	0	0.0	0	0	0	0	0	0
Total	30	1183	39.4	61	1	5	8	6	1
Opponents	24	931	38.8	58	0	8	11	2	1

KICKOFFS	NO.	YDS	AVG	TB	OB	RET.	NET	YDLN
Culp, Connor	35	1977	56.5	12	0			
Total	35	1977	56.5	12	0	306	39.2	25
Opponents	44	2690	61.1	24	2	247	41.9	23

SCORING	TD	FGs	PATs						DXP	Saf	Pts
			Kick	Rush	Rcv	Pass					
Culp, Connor	0	13-15	16-16	0-0	0	0-0	0	0	0	55	
Martinez, Adrian	5	0-0	0-0	0-1	0	0-0	0	0	0	30	
McCaffrey, Luke	3	0-0	0-0	0-0	0	0-0	0	0	0	18	
Mills, Dedrick	3	0-0	0-0	0-0	0	0-0	0	0	0	18	
Falck, Levi	1	0-0	0-0	0-0	0	0-0	0	0	0	6	
Allen, Austin	1	0-0	0-0	0-0	0	0-0	0	0	0	6	
Williams, Deontai	1	0-0	0-0	0-0	0	0-0	0	0	0	6	
Liewer, Wyatt	1	0-0	0-0	0-0	0	0-0	0	0	0	6	
Johnson, Rahmir	1	0-0	0-0	0-0	0	0-0	0	0	0	6	
Betts, Zavier	1	0-0	0-0	0-0	0	0-0	0	0	0	6	
Total	17	13-15	16-16	0-1	0	0-0	0	0	0	157	
Opponents	25	13-16	25-25	0-0	0	0-0	0	0	0	214	

TOTAL OFFENSE	G	PLAYS	RUSH	PASS	TOTAL	AVG/G
Martinez, Adrian	6	191	364	800	1164	194.0
McCaffrey, Luke	7	141	364	466	830	118.6
Robinson, Wan'Dale	7	39	216	0	216	30.9
Mills, Dedrick	5	59	205	0	205	41.0
Scott III, Marvin	5	24	62	0	62	12.4
Johnson, Rahmir	5	7	30	0	30	6.0
Thompkins, Ronald	2	5	24	0	24	12.0
Brown, Alante	7	1	18	0	18	2.6
Jewett, Cooper	1	1	2	0	2	2.0
TEAM	7	9	-39	0	-39	-5.6
Total	7	477	1246	1266	2512	358.9
Opponents	7	514	1226	1614	2840	405.7

ALL PURPOSE	G	RUSH	REC	PR	KOR	IR	TOT	AVG/G
Robinson, Wan'Dale	7	216	382	-5	0	0	593	84.7
McCaffrey, Luke	7	364	5	0	0	0	369	52.7
Martinez, Adrian	6	364	0	0	0	0	364	60.7
Mills, Dedrick	5	205	39	0	0	0	244	48.8
Brown, Alante	7	18	16	0	182	0	216	30.9
Allen, Austin	7	0	214	0	0	0	214	30.6
Taylor-Britt, Cam	7	0	0	79	0	55	168	24.0
Falck, Levi	7	0	107	39	0	0	146	20.9
Betts, Zavier	6	0	131	0	0	0	131	21.8
Johnson, Rahmir	5	30	28	0	54	0	112	22.4
Scott III, Marvin	5	62	17	0	0	0	79	15.8
Vokolek, Travis	7	0	75	0	0	0	75	10.7
Fleming, Marcus	4	0	75	0	0	0	75	18.8
Martin, Oliver	4	0	59	7	0	0	66	16.5
Farmer, Myles	5	0	0	0	0	45	45	9.0
Stoll, Jack	6	0	45	0	0	0	45	7.5
Warner, Kade	7	0	40	0	0	0	40	5.7
Thompkins, Ronald	2	24	10	0	0	0	34	17.0
Liewer, Wyatt	7	0	22	0	0	0	22	3.1
Belt, Brody	7	0	0	0	11	0	11	1.6
Bootle, Dicaprio	7	0	0	0	0	2	2	0.3
Jewett, Cooper	1	2	0	0	0	0	2	2.0
Rafdal, Kurt	7	0	1	0	0	0	1	0.1
TEAM	7	-39	0	0	0	0	-39	-5.6
Total	7	1246	1266	120	247	102	3015	430.7
Opponents	7	1226	1614	135	306	36	3317	473.9

INDIVIDUAL OFFENSE GAME BY GAME

RUSHING	NO-YDS/TD	OSU	NW	PSU	ILL	IOWA	PUR	MINN	RUT
McCaffrey, Luke QB	65-364/3	9-80/0	8-49/0	13-67/1	26-122/2	5-42/0	4-4/0	-	-
Martinez, Adrian QB	68-364/5	13-85/1	13-102/0	DNP	2-8/0	12-28/1	13-45/2	15-96/1	-
Robinson, Wan'Dale WR	39-216/0	-	-	16-60/0	7-60/0	6-42/0	2-5/0	8-49/0	-
Mills, Dedrick RB	59-205/3	9-25/1	19-59/1	3-11/0	DNP	DNP	16-60/1	12-50/0	-
Scott, Marvin RB	24-62/0	DNP	3-14/0	5-11/0	8-22/0	7-13/0	DNP	1-2/0	-
Johnson, Rahmir RB	7-30/1	-	DNP	DNP	DNP	1-3/0	5-23/1	1-4/0	-
Thompkins, Ronald RB	5-24/0	4-22/0	DNP	1-2/0	DNP	DNP	DNP	DNP	-
Brown, Alante WR	1-18/0	-	-	-	-	1-18/0	-	-	-
Jewett, Cooper RB	1-2/0	DNP	DNP	DNP	DNP	DNP	1-2/0	DNP	-
TEAM	7--39/0	1--2/0	-	1--5/0	-	2--23/0	3--9/0	-	-

RECEIVING	NO-YDS/TD	OSU	NW	PSU	ILL	IOWA	PUR	MINN	RUT
Robinson, Wan'Dale WR	45-382/0	6-49/0	4-32/0	5-11/0	6-60/0	9-75/0	9-114/0	6-41/0	-
Allen, Austin TE	16-214/1	2-30/0	2-29/0	3-39/0	5-43/0	2-28/0	1-37/0	1-8/1	-
Betts, Xavier WR	12-131/1	DNP	2-17/0	2-54/1	1-9/0	1-15/0	5-36/0	1-0/0	-
Falck, Levi WR	12-107/1	1-8/0	1-6/0	1-21/0	2-11/1	2-22/0	5-39/0	-	-
Fleming, Marcus WR	5-75/0	-	5-75/0	-	-	DNP	DNP	DNP	-
Vokolek, Travis TE	8-75/0	-	2-13/0	-	1-16/0	3-31/0	2-15/0	-	-
Martin, Oliver WR	4-59/0	DNP	DNP	DNP	2-30/0	1-7/0	-	1-22/0	-
Stoll, Jack TE	4-45/0	2-24/0	DNP	-	-	-	-	2-21/0	-
Warner, Kade WR	5-40/0	-	2-13/0	1-13/0	-	1-9/0	-	1-5/0	-
Mills, Dedrick RB	7-39/0	-	6-33/0	-	DNP	DNP	-	1-6/0	-
Johnson, Rahmir RB	5-28/0	1-17/0	DNP	DNP	1-8/0	1-5/0	1-2/0	1--4/0	-
Liewer, Wyatt WR	3-22/1	-	-	-	-	-	1-10/1	2-12/0	-
Scott, Marvin RB	2-17/0	DNP	-	1-14/0	-	1-3/0	DNP	-	-
Brown, Alante WR	1-16/0	1-16/0	-	-	-	-	-	-	-
Thompkins, Ronald RB	1-10/0	1-10/0	DNP	-	DNP	DNP	DNP	DNP	-
McCaffrey, Luke QB	1-5/0	1-5/0	-	-	-	-	-	-	-
Rafdal, Kurt TE	1-1/0	1-1/0	-	-	-	-	-	-	-

PASSING

ADRIAN MARTINEZ	ATT	COMP	INT	PCT	YARDS	TD	LONG	SACK	YDS	EFFIC
Ohio State	15	12	0	80.0	105	0	26	2	6	138.8
Northwestern	27	12	1	44.4	125	0	28	0	0	75.9
ILLINOIS	4	3	0	75.0	43	1	31	1	5	247.8
Iowa	20	18	0	90.0	174	0	28	3	20	163.1
Purdue	30	23	0	76.7	242	1	37	1	6	155.4
Minnesota	27	16	0	59.3	111	1	22	1	6	106.0
TOTALS	123	84	1	68.3	800	3	37	8	43	129.3

LUKE MCCAFFREY	ATT	COMP	INT	PCT	YARDS	TD	LONG	SACK	YDS	EFFIC
Ohio State	5	4	0	80.0	55	0	21	1	4	172.4
Northwestern	16	12	1	75.0	93	0	18	1	12	111.3
PENN STATE	21	13	1	61.9	152	1	45	1	4	128.9
ILLINOIS	26	15	3	57.7	134	0	16	2	23	77.9
Iowa	5	3	0	60.0	21	0	13	0	0	95.3
Purdue	1	1	0	100.0	11	0	11	0	0	192.4
Minnesota	2	0	1	0.0	0	0	0	0	0	-100.0
TOTALS	76	48	6	63.2	466	1	45	5	43	103.2

PUNT RETURNS	NO-YDS/TD	OSU	NW	PSU	ILL	IOWA	PUR	MINN	RUT
Taylor-Britt, Cam	6-79	-	1-2	1-25	2-22	1-3	1-27	-	-
Falck, Levi	1-39	-	-	-	-	-	1-39	-	-
Martin, Oliver	1-7	DNP	DNP	DNP	1-7	-	-	-	-
Robinson, Wan'Dale	1--5	-	1--5	-	-	-	-	-	-

KICK RETURNS	NO-YDS/TD	OSU	NW	PSU	ILL	IOWA	PUR	MINN	RUT
Brown, Alante	9-182	-	-	-	3-63	2-38	2-38	2-43	-
Johnson, Rahmir	3-54	3-54	DNP	DNP	-	-	-	-	-
Belt, Brody	1-11	-	1-11	-	-	-	-	-	-

DEFENSIVE STATISTICS

NAME	GP-GS	-----TACKLES-----			TFL-YDS	-SACKS- NO-YARDS	---PASS DEF---		QBH	---FUMBLES---		BLKD	
		SOLO	AST	TOTAL			INT-YDS	BRUP		RCV-YDS	FF	KICK	S
13 Domann, JoJo	7-7	34	22	56	5.5-12	.	.	4	1	1-0	2	.	.
3 Honas, Will	6-6	25	24	49	5.0-23	3.0-22	.	.	2
8 Williams, Deontai	7-6	33	14	47	4.0-20	1.0-13	.	4	.	1-26	1	.	.
9 Dismuke Marquel	7-7	27	17	44	4.0-7	.	.	4
28 Reimer, Luke	6-4	29	11	40	5.0-18	2.0-12	1	.	.
31 Miller, Collin	4-4	9	18	27	2.0-3	.	.	.	2
95 Stille, Ben	7-7	12	14	26	3.0-13	1.5-11	.	.	2
5 Taylor-Britt, Cam	7-6	21	5	26	2.0-4	.	1-55	3
44 Nelson, Garrett	7-7	13	12	25	2.5-14	1.5-10	.	.	1
98 Rogers, Casey	7-1	8	15	23	3.0-19	1.0-8	.	2	1
7 Bootle, Dicaprio	7-7	15	7	22	.	.	1-2	4	1
2 Tannor, Caleb	7-4	8	12	20	1.5-8	1.0-7	.	.	2
93 Daniels, Damion	7-3	10	9	19	4.0-5
99 Robinson, Ty	7-6	5	12	17	2.0-3	.	.	.	2
49 Payne, Pheldarius	7-0	6	10	16	0.5-1	.	.	2	2
42 Henrich, Nick	6-0	5	10	15	0.5-1	.	.	.	2
6 Newsome, Quinton	7-1	8	2	10	1	.	.
18 Farmer, Myles	5-1	6	2	8	.	.	2-45	.	.	.	1	.	.
41 Snodgrass, Garrett	7-0	.	5	5
38 Jackson, Damian	5-0	.	4	4	0.5-1
23 Gifford, Isaac	7-0	2	1	3
21 Pola-Gates, Noa	7-0	2	1	3
4 Green, Keem	5-0	1	2	3
85 Liewer, Wyatt	7-0	1	1	2
32 Cooper, Niko	6-0	1	1	2
57 Piper, Ethan	7-6	2	.	2
88 Falck, Levi	7-4	1	.	1	1	.
11 Allen, Austin	7-6	1	.	1
8 Riley, Jordon	6-0	1	.	1
92 Wildeman, Tate	2-0	.	1	1
24 Scott III, Marvin	5-1	1	.	1
2B Mauga-Clements, Eteva	6-0	1	.	1
56 Wilson, Boe	4-2	1	.	1
34 Otte, Simon	6-0	1	.	1
16 Joseph, Nadab	2-0	1	.	1
Total	7-0	291	232	523	45-152	11-83	4-102	23	18	2-26	6	1	.
Opponents	7-0	268	214	482	39.0-155	13-86	7-36	19	4	7-55	5	1	.

SPECIAL TEAMS TACKLES	UA-A/TOT	OSU	NW	PSU	ILL	IOWA	PUR	MINN	RUT
Williams, Deontai	4-0/4	-	-	-	-	2-0/2	2-0/2	-	-
Pola-Gates, Noa	2-1/3	1-0/1	-	1-1/2	-	-	-	-	-
Gifford, Issac	1-2/3	-	-	-	0-1/1	1-0/1	-	0-1/1	-
Farmer, Myles	3-0/3	1-0/1	1-0/1	1-0/1	-	-	-	-	-
Cooper, Niko	1-1/2	-	-	1-1/2	-	-	-	-	-
Piper, Ethan	2-0/2	1-0/1	1-0/1	-	-	-	-	-	-
Mauga-Clements, Eteva	2-0/2	1-0/1	1-0/1	-	-	-	-	-	-
Honas, Will	1-0/1	1-0/1	-	-	-	-	-	-	-
Tannor, Caleb	0-1/1	-	-	0-1/1	-	-	-	-	-
Jackson, Damian	0-1/1	-	-	0-1/1	-	-	-	-	-
Otte, Simon	1-0/1	-	-	-	-	1-0/1	-	-	-
Joseph, Nadab	1-0/1	-	-	-	-	-	1-0/1	-	-
Dismuke, Marquel	1-0/1	-	-	-	-	-	-	-	1-0/1
Liewer, Wyatt	0-1/1	-	-	-	-	-	-	-	0-1/1

INDIVIDUAL DEFENSE GAME BY GAME

PLAYER	UA-A	TOTAL	OSU	NW	PSU	ILL	IOWA	PUR	MINN	RUT
Domann, JoJo LB	34-22	56	3-3	4-1	4-8	6-2	5-2	8-3	4-3	
Honas, Will LB	25-24	49	6-1	DNP	5-8	3-7	7-1	3-1	1-6	
Williams, Deontai. DB	33-14	47	5-0	2-2	2-1	3-3	7-0	10-2	4-6	
Dismuke, Marquel DB	27-17	44	5-2	3-0	5-10	3-1	5-2	3-0	3-2	
Reimer, Luke LB	29-11	40	DNP	7-3	2-2	4-3	11-1	4-1	1-1	
Miller, Collin LB	9-18	27	3-4	2-4	3-7	1-3	DNP	DNP	DNP	
Stille, Ben DL	12-14	26	2-1	1-3	1-2	1-3	3-2	4-1	0-2	
Taylor-Britt, Cam CB	21-5	26	3-2	2-0	4-0	3-0	2-0	3-3	4-0	
Nelson, Garrett LB	13-12	25	1-0	2-1	2-7	1-0	4-0	1-1	2-3	
Rogers, Casey DL	8-15	23	2-2	1-0	0-3	0-5	3-2	1-0	1-3	
Bootle, Dicaprio CB	15-7	22	5-0	3-2	2-0	1-3	1-0	2-0	1-2	
Tannor, Caleb LB	8-12	20	2-2	1-1	1-2	2-2	1-1	-	1-4	
Daniels, Damion DL	10-9	19	1-0	1-1	0-3	1-1	3-2	2-0	2-2	
Robinson, Ty DL	5-12	17	1-2	3-1	0-4	1-1	0-1	-	0-3	
Payne, Pheldarius DL	6-10	16	0-2	1-1	3-3	2-1	-	-	0-3	
Henrich, Nick LB	5-10	15	0-1	-	0-1	1-2	1-0	DNP	3-6	
Newsome, Quinton CB	8-2	10	3-1	3-0	0-1	1-0	-	-	1-0	
Farmer, Myles DB	6-2	8	0-1	3-0	2-0	1-1	-	DNP	DNP	
Snodgrass, Garrett LB	0-5	5	0-1	-	-	0-4	-	-	-	
Jackson, Damian LB	0-4	4	DNP	DNP	0-2	-	-	-	0-2	
Pola-Gates, Noa DB	2-1	3	1-0	-	1-1	-	-	-	-	
Green, Keem DL	1-2	3	1-1	-	-	0-1	DNP	-	DNP	
Gifford, Isaac DB	2-1	3	-	-	-	1-0	1-0	-	0-1	
Piper, Ethan OL	2-0	2	1-0	1-0	-	-	-	-	-	
Liewer, Wyatt WR	1-1	2	-	-	-	1-0	-	-	0-1	
Cooper, Niko LB	1-1	2	DNP	-	1-1	-	-	-	-	
Joseph, Nadab CB	1-0	1	DNP	DNP	DNP	-	DNP	1-0	DNP	
Otte, Simon LB	1-0	1	-	-	-	-	1-0	-	DNP	
Allen, Austin TE	1-0	1	-	-	-	1-0	-	-	-	
Falck, Levi WR	1-0	1	-	-	-	1-0	-	-	-	
Wildeman, Tate DL	0-1	1	-	DNP	DNP	0-1	DNP	DNP	DNP	
Scott, Marvin RB	1-0	1	DNP	-	1-0	-	-	DNP	-	
Mauga-Clements, Eteva LB	1-0	1	-	1-0	-	-	DNP	-	-	
Riley, Jordon DL	1-0	1	DNP	1-0	-	-	-	-	-	
Wilson, Boe OL	1-0	1	-	1-0	DNP	-	-	DNP	DNP	

INDIVIDUAL DEFENSE GAME BY GAME

TACKLES FOR LOSS	UA-A	TOTAL	OSU	NW	PSU	ILL	IOWA	PUR	MINN	RUT
Domann, JoJo LB	5-1	5.5	-	1.0-4	2.0-5	2.0-2	-	0.5-1	-	-
Honas, Will LB	4-2	5.0	2.0-14	DNP	0.5-0	1.5-8	-	-	-	1.0-1
Reimer, Luke LB	4-2	5.0	DNP	1.5-9	1.0-4	1.0-2	1.0-2	0.5-1	-	-
Williams, Deontai DB	4-0	4.0	-	1.0-3	1.0-13	-	-	1.0-3	-	1.0-1
Dismuke, Marquel DB	4-0	4.0	-	-	1.0-3	-	2.0-2	1.0-2	-	-
Daniels, Damion DL	4-0	4.0	-	-	-	1.0-1	1.0-1	1.0-2	1.0-1	-
Stille, Ben DL	2-2	3.0	0.5-0	-	-	-	1.0-2	1.5-11	-	-
Rogers, Casey DL	2-2	3.0	-	-	-	0.5-1	1.0-8	1.0-9	0.5-1	-
Nelson, Garrett LB	2-1	2.5	-	-	-	-	-	1.5-10	1.0-4	-
Miller, Collin LB	1-2	2.0	1.5-3	0.5-0	-	-	DNP	DNP	DNP	-
Robinson, Ty DL	2-0	2.0	1.0-2	1.0-1	-	-	-	-	-	-
Taylor-Britt, Cam CB	1-2	2.0	-	1.0-4	-	-	-	1.0-0	-	-
Tannor, Caleb LB	1-1	1.5	1.0-7	-	-	-	-	-	0.5-1	-
Payne, Pheldarius DL	0-1	0.5	-	-	0.5-1	-	-	-	-	-
Henrich, Nick LB	0-1	0.5	-	-	-	-	-	DNP	0.5-1	-
Jackson, Damian LB	0-1	0.5	DNP	DNP	-	-	-	-	0.5-1	-

SACKS	UA-A	TOTAL	OSU	NW	PSU	ILL	IOWA	PUR	MINN	RUT
Honas, Will LB	3-0	3.0	2.0-14	DNP	-	1.0-8	-	-	-	-
Reimer, Luke LB	2-0	2.0	DNP	1.0-8	1.0-4	-	-	-	-	-
Nelson, Garrett LB	1-1	1.5	-	-	-	-	-	1.5-10	-	-
Stille, Ben DL	1-1	1.5	-	-	-	-	-	1.5-11	-	-
Williams, Deontai DB	1-0	1.0	-	-	1.0-13	-	-	-	-	-
Tannor, Caleb LB	1-0	1.0	1.0-7	-	-	-	-	-	-	-
Rogers, Casey DL	1-0	1.0	-	-	-	-	1.0-8	-	-	-

INT RETURNS	NO-YDS	OSU	NW	PSU	ILL	IOWA	PUR	MINN	RUT
Farmer, Myles	2-45	-	2-45	-	-	-	DNP	DNP	-
Taylor-Britt, Cam	1-55	-	-	1-55	-	-	-	-	-
Bootle, Dicaprio	1-2	-	-	-	-	1-2	-	-	-

FORCED FUMBLES	NO	OSU	NW	PSU	ILL	IOWA	PUR	MINN	RUT
Domann, JoJo	2	-	-	-	1	1	-	-	-
Reimer, Luke	1	DNP	1	-	-	-	-	-	-
Williams, Deontai	1	-	-	1	-	-	-	-	-
Farmer, Myles	1	-	-	-	1	-	DNP	DNP	-
Newsome, Quinton	1	1	-	-	-	-	-	-	-

FUMBLES RECOVERED	NO	OSU	NW	PSU	ILL	IOWA	PUR	MINN	RUT
Williams, Deontai	1-26	-	-	1-26	-	-	-	-	-
Domann, JoJo	1-0	1-0	-	-	-	-	-	-	-

FUMBLE RETURNS	NO-YDS	OSU	NW	PSU	ILL	IOWA	PUR	MINN	RUT
Williams, Deontai	1-26	-	-	1-26	-	-	-	-	-
Domann, JoJo	1-0	1-0	-	-	-	-	-	-	-

TEAM COMPARISON

OPPONENT	SCORE	1ST DNS (RUN/PASS/PEN.)	RUSHING	PASSING	PASS YDS	TOTAL OFFENSE	RET YDS	T/O
at Ohio State	17-52	17/28 (11/13; 6/12; 0/3)	36-210/48-215	16-20-0/20-21-0	160/276	56-370/69-491	54/92	2/1
at Northwestern	13-21	28/14 (14/5; 10/9; 4/0)	43-224/38-148	24-45-2/16-27-2	218/169	88-442/65-317	53/85	2/2
PENN STATE	30-23	17/30 (9/16; 6/12; 2/2)	39-146/52-245	13-21-1/19-39-1	152/256	60-298/91-501	106/72	1/2
ILLINOIS	23-41	25/25 (14/14; 10/9; 1/2)	44-215/52-285	18-30-3/18-25-0	177/205	74-392/77-490	92/71	5/0
at Iowa	20-26	20/22 (12/8; 8/12; 0/2)	38-143/45-129	21-25-0/18-30-1	195/193	63-338/75-322	43/79	2/1
at Purdue	37-27	20/19 (5/1; 12/15; 3/3)	40-111/17--2	24-31-0/33-47-0	253/334	71-364/64-332	104/128	0/0
MINNESOTA	17-24	17/19 (11/7; 4/10; 2/2)	36-197/43-206	16-29-1/17-30-0	111/181	65-308/73-387	43/5	2/0
Totals	157-214	144/157 (76/64; 56/79; 12/14)	276-1246/295-1226	132-201-7/141-219-4	1266/1614	477-2512/514-2840	495/532	14/6

Note: Game totals are displayed in the format NEBRASKA/OPPONENT for each category

OPPONENT	3RD DOWN	4TH DOWN	TIME POSS	MARGIN	YDS/RUSH	YDS/PASS	YDS/PLAY	PUNTING	PENALTIES
at Ohio State	4-10/8-13	0-0/2-2	26:46/33:14	-6:28	5.8/4.5	8.0/13.1	6.6/7.1	5-44.6/2-49.0	8-90/3-14
at Northwestern	4-16/7-16	2-3/1-1	32:27/27:33	4:54	5.2/3.9	4.8/6.3	5.0/4.9	5-40.4/6-43.5	9-55/8-64
PENN STATE	4-12/8-17	1-1/3-5	23:36/36:24	-12:48	3.7/4.7	7.2/6.6	5.0/5.5	4-40.5/1-34.0	5-39/4-50
ILLINOIS	4-12/11-17	2-5/1-1	23:39/36:21	-12:42	4.9/5.5	5.9/8.2	5.3/6.4	2-49.0/3-45.7	7-66/3-31
at Iowa	4-12/4-14	1-1/1-1	25:36/34:24	-8:48	3.8/2.9	7.8/6.4	5.4/4.3	5-37.0/2-40.5	4-40/2-20
at Purdue	6-15/3-13	0-1/1-3	33:49/26:11	7:38	2.8/-0.1	8.2/7.1	5.1/5.2	4-30.2/6-26.8	9-107/11-126
MINNESOTA	4-13/4-13	0-0/2-4	24:12/35:48	-11:36	5.5/4.8	3.8/6.0	4.7/5.3	5-38.4/4-39.8	3-32/3-20
Totals	30-90/45-103	6-11/11-17	190:05/229:55	-39:50	4.5/4.2	6.3/7.4	5.3/5.5	30-39.4/24-38.8	429/325

Note: Game totals are displayed in the format NEBRASKA/OPPONENT for each category

NEBRASKA RED ZONE CHART

NEBRASKA INSIDE OPPONENT RED-ZONE

DATE	OPPONENT	SCORE	TIMES IN RZ	TIMES SCORED	PTS	TOTAL TDS	RUSH TDS	PASS TDS	-----FGs-----	MADE	MISS	----- FAILED TO SCORE INSIDE RZ -----	DOWN	INT	FUMB	HALF	GAME
* Oct. 24	at Ohio State	L, 17-52	3	3	17	2	2	0	1	0	0	0	0	0	0	0	0
* Nov. 7	at Northwestern	L, 13-21	6	3	13	1	1	0	2	1	1	1	1	0	0	0	0
* Nov. 14	Penn State	W, 30-23	4	4	16	1	1	0	3	0	0	0	0	0	0	0	0
* Nov. 21	Illinois	L, 23-41	4	4	23	3	2	1	1	0	0	0	0	0	0	0	0
* Nov. 27	at Iowa	L, 20-26	4	4	20	2	2	0	2	0	0	0	0	0	0	0	0
* Dec. 5	at Purdue	W, 37-27	6	6	34	4	3	1	2	0	0	0	0	0	0	0	0
* Dec. 12	Minnesota	L, 17-24	4	3	17	2	1	1	1	1	0	0	0	0	0	0	0
Totals			31	27	140	15	12	3	12	2	1	1	0	0	0	0	0

27 of 31 (87.1%)

OPPONENT INSIDE NEBRASKA RED-ZONE

DATE	OPPONENT	SCORE	TIMES IN RZ	TIMES SCORED	PTS	TOTAL TDS	RUSH TDS	PASS TDS	-----FGs-----	MADE	MISS	----- FAILED TO SCORE INSIDE RZ -----	DOWN	INT	FUMB	HALF	GAME
* Oct. 24	at Ohio State	L, 17-52	6	6	38	5	4	1	1	0	0	0	0	0	0	0	0
* Nov. 7	at Northwestern	L, 13-21	3	2	14	2	0	2	0	1	0	0	0	0	0	0	0
* Nov. 14	Penn State	W, 30-23	6	4	16	1	1	0	3	0	2	0	0	0	0	0	0
* Nov. 21	Illinois	L, 23-41	7	6	34	4	4	0	2	0	0	0	0	0	0	1	0
* Nov. 27	at Iowa	L, 20-26	5	5	23	2	1	1	3	0	0	0	0	0	0	0	0
* Dec. 5	at Purdue	W, 37-27	3	3	17	2	0	2	1	0	0	0	0	0	0	0	0
* Dec. 12	Minnesota	L, 17-24	4	3	17	2	1	1	1	0	0	0	0	0	0	1	0
Totals			34	29	159	18	11	7	11	1	2	0	0	0	0	2	0

29 of 34 (85.3%)

NEBRASKA & OPPONENT LONG PLAYS & DRIVE INFORMATION

LONG SEASON PLAYS (20 OR MORE YARDS)

	[-----NEBRASKA-----]				[-----OPPONENT-----]			
	RUSH	PASS	RET	TOT	RUSH	PASS	RET	TOT
Ohio State	2	2	1	5	1	4	2	7
Northwestern	2	2	1	5	2	2	2	6
Penn State	1	3	4	8	2	3	1	6
Illinois	1	1	2	4	3	5	2	10
Iowa	1	3	0	4	0	1	2	3
Purdue	0	3	2	5	0	4	4	8
Minnesota	2	1	2	5	3	2	0	5
TOTALS	9	15	12	36	11	21	13	40

LONG DRIVE SUPERLATIVES

	NEBRASKA	OPPONENT
Most Yards (Result)	79 at Purdue (FG)	89 vs. Illinois (TD)
Most Plays (Result)	14 at Northwestern (TD)	16 vs. Illinois (FG)
Most Time (Result)	5:27 vs. PSU (FG)	6:31 vs. Illinois (FG)

NEBRASKA LONG PLAYS (36; 9 RUNS; 15 PASSES; 12 RETURNS)

YDS	OPPONENT	PLAY	RESULT
53	Penn State	IR (Taylor-Britt)	1st-10
47	Ohio State	Run (McCaffrey)	1st-Goal
47	Minnesota	Run (Robinson)	1st-10
45	Penn State	Pass (McCaffrey-Betts)	Touchdown
39	Ohio State	Run (Martinez)	1st-10
37	Northwestern	IR (Farmer)	1st-Goal
37	Purdue	Pass (Martinez-Allen)	1st-10
34	Penn State	FG Ret (Taylor-Britt)	1st-10
32	Illinois	Run (Robinson)	1st-Goal
31	Illinois	Pass (Martinez-Robinson)	1st-10
29	Illinois	KOR (Brown)	1st-10
28	Northwestern	Run (Martinez)	1st-10
28	Northwestern	Pass (Martinez-Fleming)	1st-10
28	Iowa	Pass (Martinez-Robinson)	1st-10
27	Purdue	PR (Taylor-Britt)	1st-10
26	Purdue	Pass (Martinez-Robinson)	1st-10
26	Ohio State	Pass (Martinez-Allen)	1st-10
26	Penn State	FR (Williams)	Touchdown
25	Penn State	Pass (McCaffrey-Allen)	1st-10
25	Northwestern	Pass (Martinez-Allen)	1st-10
25	Penn State	PR (Taylor-Britt)	1st-10
25	Purdue	KOR (Brown)	1st-10
24	Minnesota	Run (Martinez)	1st-10
23	Iowa	Pass (Martinez-Allen)	1st-10
22	Iowa	Pass (Martinez-Robinson)	1st-10
22	Penn State	Run (McCaffrey)	1st-10
22	Purdue	Pass (Martinez-Robinson)	1st-Goal
22	Ohio State	KOR (Johnson)	1st-10
22	Minnesota	Pass (Martinez-Martin)	1st-10
22	Minnesota	KOR (Brown)	1st-10
21	Minnesota	KOR (Brown)	1st-10
21	Penn State	Pass (McCaffrey-Falck)	1st-10
21	Ohio State	Pass (McCaffrey-Robinson)	1st-10
21	Iowa	Run (McCaffrey)	1st-10
21	Illinois	PR (Taylor-Britt)	1st-10
20	Northwestern	Run (McCaffrey)	4th down

OPPONENT LONG PLAYS (45: 11 RUNS; 21 PASSES; 13 RETURNS)

YDS	OPPONENT	PLAY	RESULT
89	Purdue	Pass (Plummer-Bell)	Touchdown
74	Penn State	Pass (Levis-Freiermuth)	1st-Goal
61	Minnesota	Run (Wiley)	1st-10
58	Illinois	Run (Epstein)	1st-10
55	Ohio State	FR (Banks)	Touchdown
42	Ohio State	Pass (Fields-Wilson)	Touchdown
41	Purdue	KOR (Sheffield)	1st-10
41	Northwestern	Run (Anderson)	Touchdown
36	Northwestern	PR (Lees)	1st-10
36	Northwestern	KOR (McGowan)	1st-10
36	Penn State	Run (Holmes)	1st-10
35	Illinois	Run (Brown)	1st-Goal
31	Penn State	Run (Lee)	Touchdown
31	Iowa	PR (Jones)	1st-10
31	Minnesota	Run (Ibrahim)	1st-10
29	Ohio State	Pass (Fields-Olave)	1st-10
28	Illinois	Pass (Peters-Imatorbhebhe)	Touchdown
27	Purdue	KOR (Sheffield)	1st-10
26	Purdue	KOR (Sheffield)	1st-10
26	Minnesota	Run (Ibrahim)	Touchdown
26	Minnesota	Pass (Morgan-Autman-Bell)	1st-10
25	Illinois	Pass (Peters-Navarro)	1st-10
25	Illinois	Pass (Peters-Barker)	1st-10
24	Ohio State	Pass (Fields-Wilson)	1st-10
24	Northwestern	Run (McGowan)	1st-10
23	Illinois	Pass (Peters-Navarro)	1st-Goal
23	Illinois	IR (Adams)	1st-10
23	Iowa	KR (Kelly-Martin)	1st-10
22	Iowa	Pass (Petras-Beyer)	1st-10
22	Illinois	Pass (Peters-Imatorbhebhe)	1st-Goal
22	Ohio State	Pass (Fields-Olave)	Fumble
22	Ohio State	PR (Wilson)	1st-10
22	Purdue	KOR (Sheffield)	1st-10
22	Purdue	Pass (Plummer-Anthrop)	1st-10
21	Ohio State	Run (Miller)	1st-10
21	Northwestern	Pass (Ramsey-Hull)	1st-10
21	Penn State	Pass (Levis-Dotson)	1st-10
21	Penn State	PR (Dotson)	1st-10
21	Illinois	Run (Epstein)	1st-10
20	Purdue	Pass (Plummer-Doerue)	Touchdown
20	Purdue	Pass (Plummer-Durham)	Touchdown
20	Illinois	KOR (Cumbo)	1st-10
20	Penn State	Pass (Levis-Lambert-Smith)	1st-10
20	Northwestern	Pass (Ramsey-Kirtz)	1st-10
20	Minnesota	Pass (Morgan-Autman-Bell)	1st-10

GAME-OPENING DRIVES

OPPONENT	[-----NEBRASKA-----]			[-----OPPONENT-----]		
	PTS.	1ST DWN	YDS	PTS.	1ST DWN	YDS
at Ohio State	7	2	75	7	4	75
at Northwestern	0	3	36	7	3	80
Penn State	7	4	75	0	2	39
Illinois	0	0	4	7	1	21
at Iowa	0	0	0	3	3	54
at Purdue	7	0	1	9	1	13
Minnesota	0	0	-5	0	1	17

SECOND-HALF OPENING DRIVES

OPPONENT	[-----NEBRASKA-----]			[-----OPPONENT-----]		
	PTS.	1ST DWN	YDS	PTS.	1ST DWN	YDS
at Ohio State	0	2	30	7	4	75
at Northwestern	0	1	21	7	3	61
Penn State	0	1	24	0	2	32
Illinois	7	4	75	3	4	65
at Iowa	7	5	70	7	5	66
at Purdue	7	4	75	0	2	31
Minnesota	0	3	72	0	2	34

NEBRASKA & OPPONENT SCORING DRIVES, MISCELLANEOUS STATS

SCORING DRIVES

GAME	SCORING DRIVES		[----TIME----]		[---PLAYS---]		5 OR LESS	1 OR 0
	TOT	AVG.	TOT	AVG.	TOT	AVG.		
at Ohio State	3	11:08	3:42	24	8.00		1	0
at Northwestern	3	7:37	2:32	21	7.00		1	1
Penn State	6	13:26	2:14	41	6.83		2	1
Illinois	4	11:38	2:54	35	8.75		0	0
Iowa	4	11:50	2:57	36	9.00		0	0
Purdue	7	21:25	3:03	48	6.86		2	1
Minnesota	3	9:53	3:17	28	9.33		0	0
TOTAL	30	86:57	2:53	233	7.8		6	3
OPPONENTS	38	128:41	3:23	281	7.39		7	2

PENALTY NUMBERS

	NU PEN.-YDS.	OPP. PEN.-YDS
at Ohio State	8-90	3-14
at Northwestern	9-55	8-64
Penn State	5-39	4-50
Illinois	7-66	3-31
at Iowa	4-40	2-20
Purdue	9-107	11-126
Minnesota	3-32	3-20
TOTALS (AVG/PENALTY)	45-429 (9.5)	34-325 (9.6)
AVG/GAME	6.4-61.3	4.9-46.4

NEBRASKA SCORING DRIVES

OPPONENT	[----DRIVE----]				QTR./TIME	PLAY
	PLAYS	YDS	TIME	SCORE		
Ohio State	4	75	1:51	7-0	1st/13:09	Martinez 10-yd. run
Ohio State	11	78	5:17	14-14	2nd/8:24	Mills 3-yd. run
Ohio State	9	72	4:00	17-38	3rd/3:56	Culp 22-yd. FG
Northwestern	14	56	5:33	3-7	2nd/11:29	Culp 38-yd. FG
Northwestern	6	34	1:57	6-7	2nd/8:54	Culp 36-yd. FG
Northwestern	1	3	0:07	13-7	2nd/1:25	Mills 3-yd. run
Penn State	11	75	3:35	7-0	1st/11:25	McCaffrey 1-yd. run
Penn State	6	10	1:56	10-0	1st/6:14	Culp 22-yd. FG
Penn State	3	65	0:49	17-3	2nd/14:01	Betts 45-yd. pass from McCaffrey
Penn State	0	0	0:00	24-3	2nd/11:29	Williams 26-yd. fumble return
Penn State	11	35	1:39	27-3	2nd/0:00	Culp 25-yd. FG
Penn State	10	63	5:27	30-16	4th/10:34	Culp 30-yd. FG
Illinois	12	71	4:05	7-7	1st/9:20	McCaffrey 3-yd. run
Illinois	10	52	4:00	10-21	2nd/7:32	Culp 30-yd. FG
Illinois	6	75	1:35	17-31	3rd/6:48	McCaffrey 1-yd. run
Illinois	7	54	1:58	23-41	4th/2:12	Falck 4-yd. pass from Martinez
Iowa	11	62	3:34	3-10	2nd/12:35	Culp 31-yd. FG
Iowa	6	22	2:02	6-10	2nd/9:42	Culp 39-yd. FG
Iowa	11	75	3:19	13-13	2nd/0:29	Martinez 1-yd. run
Iowa	8	70	2:55	20-13	3rd/12:05	Johnson 12-yd. run
Purdue	1	1	0:02	7-0	1st/12:30	Mills 1-yd. run
Purdue	3	17	1:05	14-0	1st/10:04	Martinez 13-yd. run
Purdue	8	37	2:40	17-0	1st/5:59	Culp 25-yd. FG
Purdue	9	44	3:40	20-3	2nd/12:22	Culp 49-yd. FG
Purdue	8	65	3:51	27-10	2nd/6:13	Liewer 10-yd. pass from Martinez
Purdue	11	75	4:55	34-13	3rd/10:05	Martinez 1-yd. run
Purdue	8	79	5:12	37-27	4th/7:04	Culp 32-yd. FG
Minnesota	6	75	2:02	7-10	2nd/13:13	Allen 8-yd. pass from Martinez
Minnesota	13	73	5:00	14-10	2nd/2:57	Martinez 7-yd. run
Minnesota	9	38	2:51	17-24	4th/4:42	Culp 30-yd. FG

NEBRASKA POINTS OFF TURNOVERS

GAME	TOs GAINED	TD	FG-FGA	PTS.	(NU FUM./LOST, INT)
at Ohio State	1 (2/1 F/L, 0 INT)	0	0-0	0	2 (3/2 F/L, 0 INT)
at Northwestern	2 (1/0 F/L, 2 INT)	1	1-1	10	2 (2/0 F/L, 2 INT)
Penn State	2 (1/1 F/L, 1 INT)	1	1-1	10	1 (0/0 F/L, 1 INT)
Illinois	0 (4/0 F/L, 0 INT)	0	0-0	0	5 (4/2 F/L, 3 INT)
at Iowa	1 (2/0 F/L, 1 INT)	0	1-1	3	2 (4/2 F/L, 0 INT)
at Purdue	0 (1/0 F/L, 0 INT)	0	0-0	0	0 (1/0 F/L, 0 INT)
Minnesota	0 (1/0 F/L, 0 INT)	0	0-0	0	2 (3/1 F/L, 1 INT)
TOTAL	6 (14/2 F/L, 4 INT)	2	3-3	23	14 (17/7 F/L, 7 INT)
OPPONENTS	14 (17/7 F/L, 7 INT)	5	2-2	41	6 (13/2 F/L, 4 INT)

STARTING FIELD POSITION*

GAME	NU AVG. START	OPP. AVG. START	NU DIFF.
	(yards/drives/in 20/past 50)	(yards/drives/in 20/past 50)	
at Ohio State	21.9 (263/12/3/0)	29.6 (296/10/3/2)	-7.7
at Northwestern	28.5 (370/13/4/1)	29.0 (377/13/2/2)	-0.5
Penn State	32.8 (361/11/2/2)	26.9 (296/11/3/1)	5.9
Illinois	27.1 (298/11/1/0)	34.0 (408/12/4/4)	-6.9
at Iowa	27.2 (299/11/1/1)	37.8 (453/12/1/2)	-10.6
at Purdue	40.8 (530/13/3/4)	33.8 (439/13/1/2)	7.0
Minnesota	24.4 (268/11/3/1)	32.6 (391/12/2/3)	-8.2
Totals	29.1 (2389/82/17/9)	32.0 (2660/83/16/16)	-2.9

*does not include drives with time of 0:00 (i.e. defensive and special teams touchdowns, end of half turnovers, overtime, etc.)

OPPONENT SCORING DRIVES

OPPONENT	[----DRIVE----]				QTR./TIME	PLAY
	PLAYS	YDS	TIME	SCORE		
Ohio State	11	75	5:05	7-7	1st/8:04	Teague 1-yd. run
Ohio State	6	76	2:18	7-14	1st/4:02	Wilson 42-yd. pass from Fields
Ohio State	11	71	5:07	14-17	2nd/3:12	Haubiel 34-yd. FG
Ohio State	5	46	1:15	14-24	2nd/1:10	Teague 6-yd. run
Ohio State	8	75	3:36	14-31	3rd/11:24	Fields 17-yd. run
Ohio State	0	0	0	14-38	3rd/8:02	Banks 55-yd. fumble return
Ohio State	7	42	3:18	17-45	4th/9:58	Smith-Njigba 5-yd. pass from Fields
Ohio State	6	40	2:34	17-52	4th/0:18	Miller 2-yd. run
Northwestern	7	80	2:43	7-0	1st/8:29	Anderson 41-yd. run
Northwestern	10	61	4:57	14-13	3rd/9:54	Raine 2-yd. pass from Ramsey
Northwestern	6	44	3:13	21-13	4th/9:53	Lees 10-yd. pass from Ramsey
Penn State	14	66	6:20	3-10	2nd/14:50	Pinegar 33-yd. FG
Penn State	13	52	5:41	3-24	2nd/5:48	Pinegar 40-yd. FG
Penn State	6	82	2:53	13-27	3rd/7:51	Lee 31-yd. run
Penn State	10	42	5:03	16-17	3rd/1:01	Pinegar 27-yd. FG
Penn State	4	75	1:14	23-30	4th/9:20	Ford 5-yd. run
Illinois	3	21	1:17	7-0	1st/13:31	Brown 3-yd. run
Illinois	9	75	3:41	14-7	1st/5:39	Brown 2-yd. run
Illinois	7	65	3:44	21-7	2nd/13:48	Imatorbhebe 28-yd. from Peters
Illinois	4	89	1:35	28-10	2nd/5:50	Epstein 1-yd. run
Illinois	16	65	6:31	31-10	3rd/6:48	McCourt 24-yd. FG
Illinois	10	75	4:17	38-17	3rd/4:17	Peters 1-yd. run
Illinois	12	41	5:42	41-17	4th/10:14	McCourt 21-yd. FG
Iowa	7	54	2:54	3-0	1st/12:06	Duncan 32-yd. FG
Iowa	6	46	2:53	10-0	1st/1:09	Tracy 6-yd. pass from Petras
Iowa	12	55	5:54	13-6	2nd/3:48	Duncan 33-yd. FG
Iowa	14	66	6:18	20-20	3rd/5:47	Sargent 2-yd. run
Iowa	8	30	4:03	23-20	4th/14:55	Duncan 48-yd. FG
Iowa	6	19	1:54	26-20	4th/8:21	Duncan 37-yd. FG
Purdue	10	46	4:57	3-17	1st/1:02	Dellinger 45-yd. FG
Purdue	6	56	2:18	10-20	2nd/10:04	Doerue 20-yd. pass from Plummer
Purdue	4	11	0:19	13-27	2nd/0:00	Dellinger 27-yd. FG
Purdue	6	61	1:19	20-34	3rd/1:29	Durham 20-yd. pass from Plummer
Purdue	2	86	0:46	27-34	4th/12:16	Bell 89-yd. pass from Plummer
Minnesota	4	35	2:13	7-0	1st/7:26	Ibrahim 26-yd. run
Minnesota	9	36	4:37	10-0	1st/0:14	Gelecskij 31-yd. FG
Minnesota	6	75	1:34	17-14	1st/1:23	Spann-Ford 8-yd. pass from Morgan
Minnesota	9	39	3:44	24-14	4th/11:26	Ibrahim 1-yd. run

INDIVIDUAL CAREER/SEASON SUPERLATIVES

SEASON AND CAREER, MOST PASSING YARDS			SEASON AND CAREER, LONGEST PASS	
PLAYER	2020	CAREER	2020	CAREER
Adrian Martinez	242 at Purdue	384 vs. Wisconsin, 2018	31 vs. Illinois (Robinson)	75* 2x (at Wisc., 2018; at Colo., 2019)
Luke McCaffrey	152 vs. Penn State	Same	45* vs. Penn State (Betts)	same

*-Indicates touchdown pass

SEASON AND CAREER, MOST RECEIVING YARDS			SEASON AND CAREER, LONGEST CATCH	
PLAYER	2020	CAREER	2020	CAREER
Austin Allen	43 vs. Illinois	same	37 at Purdue (Martinez)	41 at Ohio State, 2018 (Martinez)
Zavier Betts	54 vs. Penn State	same	45* vs. Penn State (McCaffrey)	same
Alante Brown	16 at Ohio State	same	16 at Ohio State (McCaffrey)	same
Levi Falck	39 at Purdue	140# at K-State, 2019	21 vs. Penn State (McCaffrey)	40# vs. SE Missouri State, 2018
Marcus Fleming	75 at Northwestern	same	28 at Northwestern (Martinez)	same
Rahmir Johnson	17 at Ohio State	same	17 at Ohio State (McCaffrey)	same
Wyatt Leiwer	12 vs. Minnesota	same	10* at Purdue (Martinez)	same
Oliver Martin	30 vs. Illinois	38 at Rutgers, 2018\$	22 vs. Minnesota (Martinez)	same
Luke McCaffrey	5 at Ohio State	12 at Maryland, 2019	5 at Ohio State (Martinez)	12 at Maryland, 2019 (Martinez)
Dedrick Mills	33 at Northwestern	34 vs. Iowa, 2019	14 at Northwestern (Martinez)	20 at Colorado, 2019 (Martinez)
Kurt Rafdal	1 at Ohio State	26 vs. Troy, 2018	1 at Ohio State (McCaffrey)	26 vs. Troy, 2018 (Martinez)
Wan'Dale Robinson	114 at Purdue	123 vs. Northwestern, 2019	31 vs. Illinois (Martinez)	49 vs. Northwestern, 2019 (Martinez)
Marvin Scott	14 vs. Penn State	same	14 vs. Penn State (McCaffrey)	same
Jack Stoll	24 at Ohio State	66 vs. So. Alabama	15 at Ohio State (Martinez)	42 vs. S. Alabama, 2019 (Martinez)
Ronald Thompkins	10 at Ohio State	same	10 at Ohio State (Martinez)	same
Kade Warner	13 at Northwestern; vs. Penn St.	38 at Minnesota	13 vs. Penn State (McCaffrey)	26 at Minnesota, 2019 (Vedral)
Travis Vokolek	31 at Iowa	69 ^ at Michigan State	16 vs. Illinois (McCaffrey)	69 ^ at Michigan State

*-Indicates touchdown scored #-at South Dakota St. ^ - at Rutgers

SEASON AND CAREER, MOST RUSHING YARDS			SEASON AND CAREER, LONGEST RUN	
PLAYER	2020	CAREER	2020	CAREER
Austin Allen		2 at Minnesota, 2019		2 at Minnesota, 2019
Brody Belt		29 at Minnesota, 2019		22 at Minnesota, 2019
Alante Brown	18 at Iowa	same	18 at Iowa	same
Cooper Jewett	2 at Purdue	same	2 at Purdue	same
Rahmir Johnson	4 at Purdue	55 at Maryland, 2019	4 at Purdue	13 at Maryland, 2019
Adrian Martinez	102 at Northwestern	125 vs. Minnesota, 2018	39 at Ohio State	56 vs. Ohio State, 2019
Luke McCaffrey	122 vs. Illinois	same	47 at Ohio State	same
Dedrick Mills	70 at Northwestern	189 vs. Wisconsin, 2019	15 at Northwestern	61 vs. No. Illinois, 2019
Wan'Dale Robinson	60 vs. Penn State; vs. Illinois	89 at Illinois, 2019	47 vs. Minnesota	same
Marvin Scott	22 vs. Illinois	same	8 at Northwestern; at Iowa	
Ronald Thompkins	22 at Ohio State	same	9 at Ohio State	same
Kade Warner		4 vs. Illinois, 2018		4 vs. Illinois, 2018

*-Indicates touchdown scored ^-at Georgia Tech

SEASON AND CAREER, MOST TACKLES, TFLS AND SACKS						
PLAYER	TACKLES (2020)	CAREER	TFL (2020)	CAREER	SACKS (2020)	CAREER
Brody Belt		1 vs. So. Ala., '19 vs. Ind. '19		none		none
Dicaprio Bootle	5 at OSU, NW	7 vs. Purdue, 2018		1 vs. Ohio State, 2017		none
Chris Cassidy		1 vs. No. Illinois, 2019		none		none
Braxton Clark		3 at Purdue, 2019		1 at Purdue, 2019		none
Niko Cooper	2 vs. Penn State	same		none		none
Damion Daniels	5 at Iowa	same	1.0 at Iowa; at Purdue	1 3x, last at Purdue 2020		none
Marquel Dismuke	15 vs. Penn State	same	2.0 at Iowa	same		none
JoJo Domann	12 vs. Penn State	same	2.0 vs. PSU, Ill.	2 4x, vs. Illinois, '20		1.0 4x, last at Maryland, 2019
Myles Farmer	2 vs. PSU, Illinois	same		none		none
Isaac Gifford	1 vs. Illinois; at Iowa	same		none		none
Keem Green	2 at Ohio State	same		none		none
Nick Henrich	9 vs. Minnesota	same	0.5 vs. Minnesota	none		none
Will Honas	13 vs. Penn State	same	2.0 at Ohio State	2 at Illinois, '19; vs. OSU, '20	2.0 at Ohio State	same
Damian Jackson	2 vs. PSU; vs. Minn.	2 3x, last vs. Minnesota, '20	0.5 vs. Minnesota	none		same
Nadab Joseph	1 at Purdue	same		non		none
E. Mauga-Clements	1 at Northwestern	same		none		none
Collin Miller	10 vs. Penn State	10 at Minn., '19; PSU '20	1.5 at Ohio State	same		1.0 at Maryland, 2019
Garrett Nelson	9 vs. Penn State	same	1.5 at Purdue	2 at Minnesota	1.5 at Purdue	same
Quinton Newsome	5 at Ohio State	same		none		none
Simon Otte	1 at Iowa	2 at Maryland, 2019		none		none
Pheldarius Payne	6 vs. Penn State	same	0.5 vs. Penn State	none		none
Ethan Piper	1 at Ohio State	same		none		none
Noa Pola-Gates	2 vs. Penn State	same		none		none
Ben Stille	5 at Iowa; at Purdue	5 3x, last at Purdue '20	1.5 at Purdue	3 at Illinois, 2017	1.5 at Purdue	same
Luke Reimer	12 at Iowa	same	1.5 at Northwestern	same	1.0 at NW; vs. Penn St.	none
Jordan Riley	1 at Northwestern	same		non		none
Ty Robinson	4 at NW; vs. Penn St.	same	1.0 at OSU/NW	same		none
Casey Rogers	5 vs. Illinois; at Iowa	same	1 at Iowa; at Purdue	none	1.0 at Iowa	none
Garrett Snodgrass	4 vs. Illinois	same		none		none
Caleb Tanner	5 vs. Minnesota	5 vs. NW, '19; vs. Minn., '20	1.0 at Ohio State	2 vs. Northwestern	1.0 at Ohio State	1.0 4x, last vs. Ohio St., 2020
Cam Taylor-Britt	6 at Purdue	7 vs. Ohio State, 2019	1.0 at NW, at Purdue	2 vs. So. Alabama		1.0 vs. So. Alabama, 2019
Deontre Thomas		5 vs. No. Illinois, 2019		1 vs. So. Ala.; vs. Wis.		none
Chris Walker		1 vs. BCU, 2018		none		none
Tate Wildeman	1 vs. Illinois	same		none		none
Deontai Williams	12 at Purdue	same	1.0 4x, last vs. Minn.	1.0 5x, last vs. Minn.	1.0 vs. Penn State	none

NEBRASKA STATISTICAL HIGHS AND LOWS

NEBRASKA TOTALS	HIGHS	LOWS
Points Scored	37 at Purdue	13 at Northwestern
First Downs	28 at Northwestern	17 at Ohio State; vs. Penn State; vs. Minnesota
Rushing Attempts	44 vs. Illinois	36 at Ohio State; vs. Minnesota
Rushing Yards	224 at Northwestern	111 at Purdue
Passes Attempted	45 at Northwestern	20 at Ohio State
Passes Completed	24 at Northwestern; at Purdue	13 vs. Penn State
Had Intercepted	3 vs. Illinois	0 at Ohio State; at Iowa; at Purdue
Passing Yards	253 at Purdue	111 vs. Minnesota
Total Plays	88 at Northwestern	56 at Ohio State
Total Yards	442 at Northwestern	298 vs. Penn State
Possession Time	33:49 at Purdue	23:36 vs. Penn State
Fumbles	4 vs. Illinois; at Iowa	0 vs. Penn State
Fumbles Lost	2 at Ohio State; vs. Illinois; at Iowa	0 at Northwestern; vs. Penn State; at Purdue
Turnovers	5 vs. Illinois	1 at Purdue
Turnover Margin	1 vs. Penn State	-5 vs. Illinois
Penalties	9 at Northwestern; at Purdue	3 vs. Minnesota
Yards Penalized	107 at Purdue	32 vs. Minnesota
Sacks By-Yards Lost	3-21 at Ohio State; 3-21 at Purdue	0-0 vs. Minnesota
Team Tackles for Loss-Yards	9-39 at Purdue	6 TFL, six times

NEBRASKA INDIVIDUAL OFFENSIVE HIGHS

Most Rushing Attempts	26; Luke McCaffrey vs. Illinois
Most Net Rushing Yards	122; Luke McCaffrey vs. Illinois
Most Rushing TDs	2; Luke McCaffrey vs. Illinois; Adrian Martinez at Purdue
Longest TD Run	13; Adrian Martinez at Purdue
Longest Run, No TD	47; Luke McCaffrey at Ohio State; Wan'Dale Robinson vs. Minnesota
Most Pass Attempts	30; Adrian Martinez at Purdue
Most Completed Passes	23; Adrian Martinez at Purdue
Most Passing Yards	242; Adrian Martinez at Purdue
Most Passing TDs	1; Luke McCaffrey vs. PSU; Adrian Martinez vs. Illinois, at Purdue; vs. Minnesota
Longest TD Pass	45; Luke McCaffrey to Zavier Betts vs. PSU
Longest Pass, No TD	31; Adrian Martinez to Wan'Dale Robinson vs. Illinois
Most Pass Receptions	9; Wan'Dale Robinson at Iowa; at Purdue
Most Receiving Yards	114; Wan'Dale Robinson at Purdue
Most TD Receptions	1; Zavier Betts vs. PSU; Levi Falck vs. Illinois; Wyatt Leiwer at Purdue; Austin Allen vs. Minn.
Most Total Offense Attempts	43; Adrian Martinez vs. Illinois (13 rush, 40 passes)
Most Total Offense Yards	287; Adrian Martinez at Purdue (45 rush, 242 pass)
Most All-Purpose Attempts	26; Luke McCaffrey vs. Illinois
Most All-Purpose Yards	122; Luke McCaffrey vs. Illinois
Most Touchdowns Scored	2; Luke McCaffrey vs. Illinois; Adrian Martinez at Purdue

NEBRASKA INDIVIDUAL SPECIAL TEAMS HIGHS

Most Field Goals Attempted	3; Connor Culp at Northwestern; vs. PSU; at Purdue
Most Field Goals Made	3; Connor Culp vs. Penn State; at Purdue
Longest Field Goal Made	49; Connor Culp at Purdue
Longest Field Goal Attempted	49; Connor Culp at Purdue
Longest Punt Return, TD	None
Longest Punt Return, No TD	27; Cam Taylor-Britt at Purdue
Most Punt Return Yardage	27; Cam Taylor-Britt at Purdue
Longest Kickoff Return, TD	None
Longest Kickoff Return, No TD	29; Alante Brown vs. Illinois
Longest Blocked Punt, TD	None
Longest Blocked Field Goal Return	None
Most Kickoff Return Yardage	63; Alante Brown vs. Illinois
Most Punts	5; Will Przystup at OSU (44.6 avg); at NW (40.4 avg) at Iowa (37.0 avg); Tyler Crawford vs. Minn (38.4 avg)
Highest Punting Average	49.0; Will Przystup (2 punts)
Longest Punt	61; Tyler Crawford vs. Minnesota
Most Blocked Field Goals	None
Most Blocked Punts	1; Levi Falck at Purdue
Most Blocked PAT	None

NEBRASKA INDIVIDUAL DEFENSIVE HIGHS

Most Total Tackles	15; Marquel Dismuke vs. Penn State (5 solo, 10 asst.)
Most Solo Tackles	12; Luke Reimer at Iowa
Most Tackles for Loss	2.0; Four Times
Most Yards Lost	14; Will Honas at Ohio State (2.0 TFL)
Most Quarterback Sacks	2.0; Will Honas at Ohio State (14 yards)
Most Yards Lost	14; Will Honas at Ohio State (2.0 sacks)
Most Pass Breakups	2; JoJo Domann at Iowa; Dicaprio Bootle at PUR; Cam Taylor-Britt at PUR; Casey Rogers vs. Minn.
Most Interceptions	2; Myles Farmer at Northwestern
Longest Interception TD Return	None
Longest Interception Return, No TD	55; Cam Taylor-Britt vs. Penn State
Longest Fumble TD Return	26; Deontai Williams vs. Penn State
Longest Fumble Return, No TD	0; JoJo Domann at Ohio State

OPPONENT STATISTICAL HIGHS AND LOWS

OPPONENT TOTALS	HIGHS	LOWS
Points Scored	52 at Ohio State	21 at Northwestern
First Downs	30 vs. Penn State	14 at Northwestern
Rushing Attempts	52 vs. Penn State; vs. Illinois	17 at Purdue
Rushing Yards	285 vs. Illinois	-11 at Purdue
Passes Attempted	47 at Purdue	21 at Ohio State
Passes Completed	33 at Purdue	16 at Northwestern
Had Intercepted	2 at Northwestern	0 at Ohio State; at Purdue; vs. Minnesota
Passing Yards	334 at Purdue	169 at Northwestern
Total Plays	91 vs. Penn State	65 at Northwestern
Total Yards	501 vs. Penn State	317 at Northwestern
Possession Time	36:24 vs. Penn State	26:11 at Purdue
Fumbles	4 vs. Illinois	1 at Northwestern; at Purdue; vs. Minnesota
Fumbles Lost	1 at Ohio State; vs. Penn State	0 at Northwestern; vs. Illinois; at Iowa; at Purdue; vs. Minnesota
Turnovers	2 at Northwestern; vs. Penn State	0 vs. Illinois; at Purdue; vs. Minnesota
Turnover Margin	+5 vs. Illinois	-1 vs. Penn State
Penalties	11 at Purdue	2 at Iowa
Yards Penalized	126 at Purdue	14 at Ohio State
Sacks By-Yards Lost	3-10 at Ohio State; 3-28 vs. Illinois; 3-20 at Iowa	1-12 at Northwestern; 1-4 Penn State; 1-6 at Purdue; 1-6 vs. Minn.
Team Tackles for Loss-Yards	8-28 at Northwestern	1-6 vs. Minnesota

OPPONENT INDIVIDUAL HIGHS

Most Yards Rushing	113; Mike Epstein (Illinois)
Most Rushing Attempts	30; Tyler Goodson (Iowa)
Most Yards Passing	334; Jack Plummer (Purdue)
Most Passing Attempts	47; Jack Plummer (Purdue)
Most Pass Completions	33; Jack Plummer (Purdue)
Most Pass Receptions	13; Rondale Moore (Purdue)
Most Yards Receiving	132; David Bell (Purdue)

OPPONENT INDIVIDUAL LONGEST PLAYS

Rush	61; Cam Wiley (Minnesota)
Pass	89; Jack Plummer to David Bell (Purdue)
Field Goal	48; Keith Duncan (Iowa)
Punt Return	36; Riley Lees (Northwestern)
Kickoff Return	41; TJ Sheffield (Purdue)
Fumble Return	55*; Sezyn Banks (Ohio State)
Interception Return	23; Tony Adams (Illinois)
Punt	52; Derek Adams (Northwestern)

*-Indicates touchdown scored

NO. 5 OHIO STATE 52, NEBRASKA 17

SCORE BY QUARTERS	1	2	3	4	OT	FINAL
Nebraska	7	7	3	0		17
No. 5 Ohio State	14	10	14	14		52

SCORING SUMMARY

QTR	TEAM	TIME	SCORE
1st	NEB	13:09	Martinez 10 yd run (Culp kick)
1st	OSU	08:04	Teague 1 yd run (Haubeil kick)
1st	OSU	04:02	Wilson 42 yd pass from Fields (Haubeil kick)
2nd	NEB	08:24	Mills 3 yd run (Culp kick)
2nd	OSU	03:12	Haubeil 34 yd field goal
2nd	OSU	01:10	Teague 6 yd run (Haubeil kick)
3rd	OSU	11:24	Fields 17 yd run (Haubeil kick)
3rd	OSU	08:02	Banks 55 yd fumble recovery (Haubeil kick)
3rd	NEB	03:56	Culp 22 yd field goal
4th	OSU	09:58	Smith-Njigba 5 yd pass from Fields (Haubeil kick)
4th	OSU	00:18	Miller 2 yd run (Haubeil kick)

Columbus, Ohio (Oct. 24) - Adrian Martinez and Luke McCaffrey combined for 165 rushing yards, but Nebraska was unable to keep pace in a 52-17 loss to fifth-ranked Ohio State.

Nebraska generated 370 yards of total offense, including 210 rushing yards and 160 passing yards, as McCaffrey tallied 80 yards on nine carries, including a 47-yard burst on Nebraska's opening drive. His run set up a 10-yard touchdown trot for Martinez to cap a four-play, 75-yard drive to give NU an early lead. Martinez finished with a team-high 85 rushing yards on 13 carries for the Big Red. Martinez added an efficient passing day by completing 12-of-15 passes for 105 yards, while McCaffrey completed 4-of-5 passes for 55 yards.

While Nebraska's quarterbacks combined to complete 16-of-20 passes, Ohio State's Justin Fields was even more efficient, completing 20-of-21 passes for 276 yards and two TDs. Fields added 15 carries for 54 yards and another score as OSU amassed 498 total yards.

After Nebraska took a quick 7-0 lead, Fields pushed the Buckeyes down the field for an 11-play, 75-yard drive in 5:05 to tie the score. After the Buckeyes got a stop on Nebraska's next drive, Fields found Garrett Wilson for a 42-yard touchdown pass with 4:02 left in the opening quarter. NU tied the score at 14 midway through the second quarter on Dedrick Mills' three-yard touchdown run. Ohio State answered with an 11-play drive of its own that covered 71 yards, but Nebraska held and forced a 34-yard Blake Haubeil field goal with 3:12 left in the half. NU struggled on its next possession, and OSU took advantage, going 46 yards in just five plays capped by a Master Teague III six-yard run to put the Buckeyes ahead 24-14. OSU extended its lead on the opening series of the second half, as Fields' 17-yard run put the Buckeyes ahead 31-14.

The three consecutive scores by Ohio State in just 6:48 of game time put Nebraska in a must-score position on its opening drive of the second half, and the Huskers started marching. However, on the sixth play of Nebraska's drive, Martinez fumbled at the OSU 45, and Sevyn Banks scooped up the ball and raced 55 yards for a touchdown to give Ohio State a 38-14 lead. Nebraska ended Ohio State's surge with a 22-yard Connor Culp field goal with 3:56 left in the period to send the Huskers to the fourth trailing 38-17. OSU added a pair of fourth-quarter touchdowns to complete the scoring.

TEAM STATISTICS

	NEB	OSU
FIRST DOWNS	17	28
RUSHES-YARDS (NET)	36-210	48-215
PASSING YDS (NET)	160	276
Passes Att-Comp-Int	20-16-0	21-20-0
TOTAL OFFENSE PLAYS-YARDS	56-370	69-491
Fumble Returns-Yards	1-0	1-55
Punt Returns-Yards	0-0	2-23
Kickoff Returns-Yards	3-54	2-14
Interception Returns-Yards	0-0	0-0
Punts (Number-Avg)	5-44.6	2-49.0
Fumbles-Lost	3-2	2-1
Penalties-Yards	8-90	3-14
Possession Time	26:46	33:14
Third-Down Conversions	4 of 10	8 of 13
Fourth-Down Conversions	0 of 0	2 of 2
Red-Zone Scores-Chances	3-3	6-6
Sacks By: Number-Yards	3-21	3-10

RUSHING: OSU-Fields, Justin 15-54; Sermon, Trey 11-48; Teague III, Master 12-41; Chambers, Steele 4-32; Miller III, Jack 2-23; Johnson, Xavier 4-17. **NEB-**Martinez, Adrian 13-85; McCaffrey, Luke 9-80; Mills, Dedrick 9-25; Thompkins, Ronald 4-22; TEAM 1--2

PASSING: OSU-Fields, Justin 20-21-0-276-2 **NEB-**Martinez, Adrian 12-15-0-105-0; McCaffrey, Luke 4-5-0-55-0

RECEIVING: OSU-Wilson, Garrett 7-129; Olave, Chris 6-104; Smith-Njigba, Jaxson 2-5; Fleming, Julian 1-13; Williams, Jameson 1-7; Sermon, Trey 1-7; Ruckert, Jeremy 1-6; Farrell, Luke 1-5. **NEB-**Robinson, Wan'Dale 6-49; Allen, Austin 2-30; Stoll, Jack 2-24; Johnson, Rahmir 1-17; Brown, Alante 1-16; Thompkins, Ronald 1-10; Falck, Levi 1-8; McCaffrey, Luke 1-5; Rafdal, Kurt 1-1

INTERCEPTIONS: OSU-None. **NEB-**None

FUMBLES: OSU-TEAM 1-0; Olave, Chris 1-1; **NEB-**Adrian Martinez 1-1; McCaffrey 1-1; TEAM 1-0

TACKLES: OSU-Werner, Pete 6-1. **NEB-**Honas, Will 6-1; Dismuke, Marquel 5-2; Miller, Collin 3-4

NORTHWESTERN 21, NEBRASKA 13

SCORE BY QUARTERS	1	2	3	4	OT	FINAL
Nebraska	0	13	0	0		13
Northwestern	7	0	7	7		21

SCORING SUMMARY

QTR	TEAM	TIME	SCORE
1st	NU	08:29	Anderson 41 yd run (Kuhbender kick)
2nd	NEB	11:29	Culp 38 yd field goal
2nd	NEB	08:54	Culp 36 yd field goal
2nd	NEB	01:25	Mills 3 yd run (Culp kick)
3rd	NU	09:54	Raine 2 yd pass from Ramsey (Kuhbender kick)
4th	NU	09:53	Lees 10 yd pass from Ramsey (Kuhbender kick)

Evanston, Ill. (Nov. 7) - In another game between Nebraska and Northwestern that came down to the final play, Luke McCaffrey's pass to Wan'Dale Robinson fell incomplete as the Wildcats escaped with a 21-13 win.

Nebraska lost despite putting up 442 yards of total offense and 28 first downs against Northwestern, while holding the Wildcats to just 317 total yards.

The Huskers led 13-7 at the half, but Peyton Ramsey threw a pair of second-half touchdowns passes for Northwestern, including a 10-yard pass to Riley Lees with 9:53 left.

Nebraska had two opportunities to get the tying score in the fourth quarter, but could not crack the end zone. Luke McCaffrey drove the Huskers down the field, and Nebraska had the ball first-and-goal at the Northwestern 3-yard line and had another first and goal at the Wildcat 2, but Chris Bergin's interception snuffed out the drive.

After forcing a punt, the Huskers got the ball back at their 8-yard line with 2:14 remaining. NU eventually got the ball to the Wildcat 14, but his fourth-down incompleteness on fourth-and-4 with five seconds left ended the Huskers' scoring threat. McCaffrey completed 12-of-16 passes for 93 yards in just over one quarter of action, while added 49 yards on eight carries. Adrian Martinez led the Nebraska ground game with 102 yards on 13 carries, while adding 125 yards by completing 12-of-27 passes.

Northwestern jumped out to a 7-0 lead on Drake Anderson's 41-yard run, capping a seven-play, 80-yard drive. The Huskers chipped away, getting two Connor Culp field goals to pull within 7-6 midway through the second quarter.

Late in the second quarter, Myles Farmer gave the Big Red their best opportunity of the day, intercepting a Peyton Ramsey pass and taking it down to the Northwestern 3. Dedrick Mills scored on the next play to give the Huskers a 13-7 lead with 1:25 left in the half.

Farmer, making his first career start, picked off two Ramsey passes for Nebraska, while Luke Reimers added a career-high 10 stops and a sack for the Big Red.

Northwestern went back in front with its opening drive of the second half. Ramsey found John Raine on a two-yard pass to cap a 10-play, 61-yard drive that used up 4:57 to put the Wildcats up 14-13 with 9:53 left in the third.

Ramsey, who went 16-of-27 for 169 yards and two scores, added his second scoring toss early in the third quarter to stake the Wildcats an eight-point cushion.

TEAM STATISTICS

	NEB	NW
FIRST DOWNS	28	14
RUSHES-YARDS (NET)	43-224	38-148
PASSING YDS (NET)	218	169
Passes Att-Comp-Int	45-24-2	27-16-2
TOTAL OFFENSE PLAYS-YARDS	88-442	65-317
Fumble Returns-Yards	0-0	0-0
Punt Returns-Yards	2--3	2-44
Kickoff Returns-Yards	1-11	1-36
Interception Returns-Yards	2-45	2-5
Punts (Number-Avg)	5-40.4	6-43.5
Fumbles-Lost	2-0	1-0
Penalties-Yards	9-55	8-64
Possession Time	32:27	27:33
Third-Down Conversions	4 of 16	7 of 16
Fourth-Down Conversions	2 of 3	1 of 1
Red-Zone Scores-Chances	3-6	2-3
Sacks By: Number-Yards	1-8	1-12

RUSHING: NW-Anderson, Drake 18-89; McGowan, Kyric 3-32; Ramsey, Peyton 9-28; Hull, Evan 4-6; Porter, Cam 1-1; Chiao Khiao-Bowman, Rmaud 1-0; Team 1--4; Lees, Riley 1--4. **NEB-**Martinez, Adrian 13-102; Mills, Dedrick 19-59; McCaffrey, Luke 8-49; Scott III, Marvin 3-14.

PASSING: NW-Ramsey, Peyton 16-27-2-169-2 **NEB-**Martinez, Adrian 12-27-1 125-0; McCaffrey, Luke 12-16-1-93-0

RECEIVING: NW-Raine, John 4-33; McGowan, Kyric 3-27; Lees, Riley 3-25; Hull, Evan 2-27; Chiao Khiao-Bowman, Rmaud 2-26; Kirtz, Bryce 1-20; Washington, Malik 1-11. **NEB-**Mills, Dedrick 6-33; Fleming, Marcus 5-75; Robinson, Wan'Dale 4-32; Allen, Austin 2-29; Betts, Zavier 2-17; Yokolek, Travis 2-13; Warner, Kade 2-13; Falck, Levi 1-6

INTERCEPTIONS: NW-Bergin, Chris 1-5; Joseph, Brandon 1-0. **NEB-**Farmer, Myles 2-45

FUMBLES: NW-Ramsey, Peyton 1-0; **NEB-**Robinson, Wan'Dale 1-0; Mills, Dedrick 1-0

TACKLES: NW-Gallagher, Blake 8-6. **NEB-**Reimer, Luke 7-3

NEBRASKA 30, PENN STATE 23

SCORE BY QUARTERS	1	2	3	4	FINAL
Penn State	0	6	10	7	23
Nebraska	10	17	0	3	30

SCORING SUMMARY

QTR	TEAM	TIME	SCORE
1st	NEB	11:25	McCaffrey 1 yd run (Culp kick)
1st	NEB	06:14	Culp 22 yd field goal
2nd	PSU	14:50	Pinegar 33 yd field goal
2nd	NEB	14:01	Betts 45 yd pass from McCaffrey (Culp kick)
2nd	NEB	11:29	Williams 26 yd fumble recovery (Culp kick)
2nd	PSU	05:48	Pinegar 40 yd field goal
2nd	NEB	00:00	Culp 25 yd field goal
3rd	PSU	07:51	Lee 31 yd run (Pinegar kick)
3rd	PSU	01:01	Pinegar 27 yd field goal
4th	NEB	10:34	Culp 30 yd field goal
4th	PSU	09:20	Ford 5 yd run (Pinegar kick)

Lincoln (Nov. 14) - Nebraska's defense helped the Huskers build a 27-6 halftime lead and preserved it with a pair of fourth-quarter stands in a 30-23 victory over Penn State.

Nebraska held a 30-23 lead after Penn State's Devyn Ford scored on a five-yard touchdown with 9:30 left. The Husker defense made the margin stand by snuffing out a pair of Penn State drives inside the Husker red zone in the final five minutes.

The Nittany Lions got the ball at the NU 48 with 7:39 left after a Brandon Smith interception. PSU quarterback Will Levis led the Lions to the NU 11, but the Huskers forced four consecutive incompletions, culminating with a Marquel Dismuke breakup on fourth down.

After a Husker punt, PSU marched from its own 31 to the NU 9 on its final drive before the Blackshirts stiffened. After a pair of incompletions, Luke Reimer sacked Levis on third down before Ben Stille pressured Levis into an incompleting to seal NU's first win of 2020.

Dismuke recorded a career-high 15 tackles, including a tackle for loss to go along with his breakup, as four Huskers totaled double-figure tackles. The Blackshirts also forced two turnovers that led to 10 points, including a 26-yard scoop and score from Deontai Williams.

NU jumped out quickly, as Luke McCaffrey led NU on an 11-play, 75-yard drive to open the game. McCaffrey accounted for 69 yards on the drive, including a key 12-yard run to keep the chains moving. On Penn State's first possession, Cam Taylor-Britt intercepted a Sean Clifford pass and returned it 55 yards to the PSU 15 to set up a 22-yard field goal by Connor Culp, one of three for the Husker kicker on the day.

PSU was within 10-3 in the opening minute of the second quarter before the Huskers struck for 14 points in a 2:32 span. Freshman Zavier Betts got into the scoring column, taking a flip from McCaffrey and racing 45 yards for a TD, capping a 3-play, 65-yard drive. On the next drive, the Williams strip sack and score extended the margin to 21 with 11:29 left in the half.

McCaffrey picked up a victory in his first career start, completing 13-of-21 passes for 152 yards and a touchdown. He also rushed 13 times for 67 yards and another score. Wan'Dale Robinson added a season-high 16 carries for 60 yards while catching five passes. NU was out-gained 501-298, but the Blackshirts allowed just 16 points on Penn State's six red zone trips.

TEAM STATISTICS

	PSU	NEB
FIRST DOWNS	30	17
RUSHES-YARDS (NET)	52-245	39-146
PASSING YDS (NET)	256	152
Passes Att-Comp-Int	39-19-1	21-13-1
TOTAL OFFENSE PLAYS-YARDS	91-501	60-298
Fumble Returns-Yards	0-0	1-26
Punt Returns-Yards	1-21	1-25
Kickoff Returns-Yards	4-51	0-0
Interception Returns-Yards	1-0	1-55
Punts (Number-Avg)	1-34.0	4-40.5
Fumbles-Lost	1-1	0-0
Penalties-Yards	4-50	5-39
Possession Time	36:24	23:36
Third-Down Conversions	8 of 17	4 of 12
Fourth-Down Conversions	3 of 5	1 of 1
Red-Zone Scores-Chances	4-6	4-4
Sacks By: Number-Yards	1-4	2-17

RUSHING: PSU- Ford, Devyn 16-66; Levis, Will 18-61; Holmes, Caziah 4-50; Lee, Keyvone 8-49; Clifford, Sean 6-19. **NEB-**McCaffrey, Luke 13-67; Robinson, Wan'Dale 16-60; Scott III, Marvin 5-11; Mills, Dedrick 3-11; Thompkins, Ronald 1-2; TEAM 1--5

PASSING: PSU-Levis, Will 14-31-0-219-0; Clifford, Sean 5-8-1-37-0. **NEB-**McCaffrey, Luke 13-21-1-152-1.

RECEIVING: PSU-Freiermuth, Pat 7-113; Washington, Parker 5-70; Lambert-Smith, KeAndre 3-35; Dotson, Jahan 2-27; George, Daniel 1-6; Ford, Devyn 1-5. **NEB-**Robinson, Wan'Dale 5-11; Allen, Austin 3-39; Betts, Zavier 2-54; Falck, Levi 1-21; Scott III, Marvin 1-14; Warner, Kade 1-13

INTERCEPTIONS: PSU-Smith, Brandon 1-0. **NEB-**Taylor-Britt, Cam 1-55

FUMBLES: PSU-Clifford, Sean 1-1. **NEB-**None

TACKLES: PSU-Oweh, Jayson 6-3. **NEB-**Dismuke, Marquel 5-10

ILLINOIS 41, NEBRASKA 23

SCORE BY QUARTERS	1	2	3	4	FINAL
Illinois	14	14	10	3	41
Nebraska	7	3	7	6	23

SCORING SUMMARY

QTR	TEAM	TIME	SCORE
1st	ILL	13:31	Brown 3 yd run (McCourt kick)
1st	NEB	09:20	McCaffrey 5 yd run (Culp kick)
1st	ILL	05:39	Brown 2 yd run (McCourt kick)
2nd	ILL	13:48	Imatorbhebe 28 yd pass from Peters (McCourt kick)
2nd	NEB	07:32	Culp 30 yd field goal
2nd	ILL	05:50	Epstein 1 yd run (McCourt kick)
3rd	ILL	08:23	McCourt 24 yd field goal
3rd	NEB	06:48	McCaffrey 1 yd run (Culp kick)
3rd	ILL	02:31	Peters 1 yd run (McCourt kick)
4th	ILL	10:14	McCourt 21 yd field goal
4th	NEB	02:12	Falck 4 yd pass from Martinez (Run failed)

Lincoln (Nov. 21) - Nebraska committed five turnovers, and visiting Illinois converted the miscues into 17 points in a 41-23 victory over the Huskers.

Luke McCaffrey rushed for 122 yards and two touchdowns on 26 carries while adding 134 yards on 15-of-26 passing but threw three interceptions and fumbled on the game's first play from scrimmage. Three plays and 21 yards later, Chase Brown's three-yard scoring run put Illinois up 7-0 just 1:29 into the game.

Nebraska regrouped as McCaffrey engineered a 12-play, 71-yard march that culminated with his five-yard touchdown run to tie the game at seven.

Illinois regained the lead on its next drive, as Brown's second touchdown of the day made it 14-7. Nebraska was driving on its next possession, but McCaffrey's fourth-down pass was intercepted by Tarique Barnes at the Illinois 35. The Illini would take advantage, going 65 yards in seven plays, as Brandon Peters found Josh Imatorbhebe on a 28-yard touchdown pass to make it 21-7.

Nebraska pulled to within 21-10 after a Connor Culp field goal, but Illinois answered with a four-play, 89-yard drive, highlighted by a 58-yard run by Mike Epstein, who scored from one yard out two plays later.

The Fighting Illini finished with 490 total yards, including 285 on the ground and 205 yards passing. Brown finished the game with 110 yards and two touchdowns, while Epstein added 113 yards. Brandon Peters completed 18-of-25 passes for 205 yards while adding 36 rushing yards and a touchdown of his own on eight carries. Most importantly, Illinois did not turn the ball over.

Illinois started the second half with the ball and Nebraska's defense appeared to have the Illini stopped for a quick three-and-out, but punter Blake Hayes converted on 4th-and-8 from the Illinois 31 with a 14-yard run. Illinois eventually converted and pushed the lead to 31-10 after James McCourt's 24-yard field goal.

Nebraska cut into the Illinois lead with its first second-half touchdown of the season with a six-play, 75-yard drive capped by McCaffrey's one-yard touchdown. But Peters and the Illini answered with a one-yard touchdown run of their own on the ensuing drive to push the lead back to 21 points.

Will Honas led the Nebraska defense with 10 total tackles, including a sack, another half TFL and a hurry, while JoJo Domann added eight tackles including a pair of TFLs and breakup.

TEAM STATISTICS

	ILL	NEB
FIRST DOWNS	25	25
RUSHES-YARDS (NET)	52-285	44-215
PASSING YDS (NET)	205	177
Passes Att-Comp-Int	25-18-0	30-18-3
TOTAL OFFENSE PLAYS-YARDS	77-490	74-392
Fumble Returns-Yards	0-0	0-0
Punt Returns-Yards	0-0	3-29
Kickoff Returns-Yards	2-40	3-63
Interception Returns-Yards	3-31	0-0
Punts (Number-Avg)	3-45.7	2-49.0
Fumbles-Lost	4-0	4-2
Penalties-Yards	3-31	7-66
Possession Time	36:21	23:39
Third-Down Conversions	11 of 17	4 of 12
Fourth-Down Conversions	1 of 1	2 of 5
Sacks By: Number-Yards	3-28	1-8

RUSHING: ILL- Epstein, Mike 13-113; Brown, Chase 26-110; Peters, Brandon 8-36; Williams, Isaiah 3-14; Hayes, Blake 1-14; Team 1--2. **NEB-**McCaffrey, Luke 26-122; Robinson, Wan'Dale 7-60; Scott III, Marvin 8-22; Martinez, Adrian 2-8 Johnson, Rahmir 1-3

PASSING: ILL-Peters, Brandon 18-25-0-205-1. **NEB-**McCaffrey, Luke 15-26-3 134-0; Martinez, Adrian 3-4-0-43-1

RECEIVING: ILL- Navarro, Donny 5-58; Imatorbhebe, Josh 4-71; Barker, Daniel 3-42; Washington, Casey 2-11; Cumby, Kyron 2--1; Hightower, Brian 1-12; Brown, Chase 1-12. **NEB-**Robinson, Wan'Dale 6-60; Allen, Austin 5-43; Martin, Oliver 2-30; Falck, Levi 2-11; Vokolek, Travis 1-16 Betts, Zavier 1-9; Johnson, Rahmir 1-8

INTERCEPTIONS: ILL-Adams, Tony 1-23; Hansen, Jake 1-8; Barners, Tarique 1-0. **NEB-**None

FUMBLES: ILL-Peters, Brandon 2-0; Epstein, Mike 1-0; Cumby, Kyron 1-0. **NEB-**McCaffrey, Luke; 3-1; Robinson, Wan'Dale 1-1.

TACKLES: ILL-Adams, Tony 9-4. **NEB-**Honas, Will 3-7

IOWA 26, NEBRASKA 20

SCORE BY QUARTERS	1	2	3	4	FINAL
Nebraska	0	13	7	0	20
Iowa	10	3	7	6	26

SCORING SUMMARY

QTR	TEAM	TIME	SCORE
1st	IOWA	12:06	Duncan 32 yd field goal
1st	IOWA	01:09	Tracy 6 yd pass from Petras (Duncan kick)
2nd	NEB	12:35	Culp 31 yd field goal
2nd	NEB	09:42	Culp 39 yd field goal
2nd	IOWA	03:48	Duncan 33 yd field goal
2nd	NEB	00:29	Martinez 1 yd run (Culp kick)
3rd	NEB	12:05	Johnson 12 yd run (Culp kick)
3rd	IOWA	05:47	Sargent 2 yd run (Duncan kick)
4th	IOWA	14:55	Duncan 48 yd field goal
4th	IOWA	08:21	Duncan 37 yd field goal

Iowa City, Iowa (Nov. 27) - Iowa scored the game's final 13 points to hand visiting Nebraska a 26-20 loss in the Heroes Game at Kinnick Stadium.

Nebraska rallied from a 10-0 first-half deficit to take a 20-13 lead following a touchdown on the opening drive of the second half. The Huskers took the lead on running back Rahmir Johnson's first career touchdown, a 12-yard burst that capped an eight-play, 70-yard march. But Iowa answered the Husker touchdown with seven points of its own on a Mekhi Sargent two-yard touchdown run to tie the score at 20 heading to the fourth quarter.

Iowa opened the fourth quarter with a 48-yard Keith Duncan field goal, before getting another Duncan field goal with 8:21 left. The Hawkeyes had a chance to seal the win, but Duncan missed a 51-yard attempt to give the Huskers a final chance. Adrian Martinez drove the Huskers into Iowa territory, as his 18-yard completion to Wan'Dale Robinson got the ball to the Iowa 39. On the next play, Martinez dropped back and was about to throw when he was hit by Chauncey Gholston. The ball popped into the air was caught before it hit the ground by Zach VanValkenburg for a game-sealing fumble recovery.

Martinez finished the game 18-for-20 for 174 yards passing while adding 12 carries for 28 rushing yards. Overall, Nebraska produced 338 yards of total offense against a stout Iowa defense, while holding the Hawkeyes to 322 total yards. Spencer Petras led Iowa by completing 18-of-30 passes, while Tyler Goodson led the Hawkeyes on the ground with 111 rushing yards on 30 carries.

In an entertaining first half, Iowa jumped out to a 10-0 lead at the end of the first quarter before Nebraska rallied to tie the game at halftime.

Trailing 10-0, Luke McCaffrey entered the game at quarterback for the Huskers, and led the offense on an 11-play, 62-yard march that culminated with a 31-yard Connor Culp field goal to put the Big Red on the board with 12:35 left in the first half.

On Iowa's next possession, Dicaprio Bootle's interception gave the Husker offense a short field before Culp's second field goal, this one from 39 yards, pulled Nebraska within 10-6 with 9:42 left in the half. Iowa answered with a strong drive, moving 55 yards in 12 plays before settling for another Duncan field goal.

Trailing 13-6, Nebraska went 75 yards in 11 plays, as Martinez scored from one yard out. The junior signal caller went 3-for-4 for 73 yards on the drive, including a key 23-yard completion to Austin Allen.

TEAM STATISTICS

	NEB	IOWA
FIRST DOWNS	20	22
RUSHES-YARDS (NET)	38-143	45-129
PASSING YDS (NET)	195	193
Passes Att-Comp-Int	25-21-0	30-18-1
TOTAL OFFENSE PLAYS-YARDS	63-338	75-322
Fumble Returns-Yards	0-0	0-0
Punt Returns-Yards	1-3	2-39
Kickoff Returns-Yards	2-38	3-40
Interception Returns-Yards	1-2	0-0
Punts (Number-Avg)	5-37.0	2-40.5
Fumbles-Lost	4-2	2-0
Penalties-Yards	4-40	2-20
Possession Time	25:36	34:24
Third-Down Conversions	4 of 12	4 of 14
Fourth-Down Conversions	1 of 1	1 of 1
Red-Zone Scores-Chances	1-8	3-20
Sacks By: Number-Yards	1-8	3-20

RUSHING: Iowa- Goodson, Tyler 30-111; Sargent, Mekhi 5-18; Petras, Spencer 6-6; Smith-Marsette, Ihmir 1-0; Team 3--6. **NEB-**Robinson, Wan'Dale 6-42; McCaffrey, Luke 5-42; Martinez, Adrian 12-28; Johnson, Rahmir 5-23; Brown, Alante 1-18; Scott III, Marvin 7-13; TEAM 2--23.

PASSING: Iowa- Petras, Spencer 18-30-1-193-1. **NEB-**Martinez, Adrian 18-20-0-174-0; McCaffrey, Luke 3-5-0-21-0

RECEIVING: Iowa- LaPorta, Sam 5-38; Smith-Marsette, Ihmir 3-44; Smith, Brandon 3-28; Beyer, Shaun 2-32; Ragaini, Nico 2-24; Goodson, Tyler 2-21; Tracy, Tyrone 1-6. **NEB-**Robinson, Wan'Dale 9-75; Vokolek, Travis 3-31; Allen, Austin 2-28; Falck, Levi 2-22; Betts, Zavier 1-15; Warner, Kade 1-9; Martin, Oliver 1-7; Johnson, Rahmir 1-5; Scott III, Marvin 1-3

INTERCEPTIONS: Iowa- None. **NEB-**Bootle, Dicaprio 1-2

FUMBLES: Iowa- Smith-Marsette, Ihmir 1-0; LaPorta, Sam 1-0. **NEB-**TEAM 2-0; Martinez, Adrian 1-1; Taylor-Britt, Cam 1-1.

TACKLES: Iowa-Neimann, Nick 5-7. **NEB-**Reimer, Luke 11-1

NEBRASKA 37, PURDUE 27

SCORE BY QUARTERS	1	2	3	4	FINAL
Nebraska	17	10	7	3	37
Purdue	3	10	7	7	27

SCORING SUMMARY

QTR	TEAM	TIME	SCORE
1st	NEB	12:30	Mills 1 yd run (Culp kick)
1st	NEB	10:04	Martinez 13 yd run (Culp kick)
1st	NEB	05:59	Culp 25 yd field goal
1st	PUR	01:02	Dellinger 45 yd field goal
2nd	NEB	12:22	Culp 49 yd field goal
2nd	PUR	10:04	Doerue 20 yd pass from Plummer (Dellinger kick)
2nd	NEB	06:13	Liewer 10 yd pass from Martinez (Culp kick)
2nd	PUR	00:00	Dellinger 27 yd field goal
3rd	NEB	10:05	Martinez 1 yd run (Culp kick)
3rd	PUR	01:29	Durham 20 yd pass from Plummer (Dellinger kick)
4th	PUR	12:16	Bell 89 yd pass from Plummer (Dellinger kick)
4th	NEB	07:04	Culp 32 yd field goal

West Lafayette, Ind. (Dec. 5) - Nebraska jumped out to a quick 17-0 lead and made enough plays down the stretch to earn a 37-27 win over Purdue.

On Purdue's first possession, Levi Falck blocked Brendan Cropsey's punt, which Simon Otte covered at the Purdue 1-yard-line. Dedrick Mills scored one play later to give NU a 7-0 lead.

After a 3-and-out, Cam Taylor-Britt's 27-yard return and a 15-yard Purdue penalty put the ball at Boilermaker 17-yard line. NU scored three plays later on a 13-yard run by Adrian Martinez. After another Purdue three-and-out, the Huskers went 37 yards in eight plays before Connor Culp's 25-yard field goal made it 17-0. Nebraska led 17-3 at the end of the quarter and maintained that two-score lead at 27-13 at halftime. The Husker second quarter included Martinez's 10-yard touchdown pass to Wyatt Liewer and Culp's career-long 49-yard field goal.

Nebraska stretched the lead to 34-13, taking the second half kickoff and going 75 yards in 11 plays before Martinez's 1-yard run gave the Huskers their biggest lead of the day. Purdue came storming back, as Jack Plummer connected with Payne Durham on a 20-yard touchdown pass to pull within 34-20 heading to the fourth quarter. Then Purdue capitalized quickly in the fourth when Plummer hit David Bell with an 89-yard touchdown pass to make it 34-27 with 12:16 left. Nebraska got some breathing room on Culp's third field goal of the game, this time from 32 yards out, to make it a 10-point lead.

Nebraska finished the game with 362 yards of total offense, including 242 yards and a touchdown on 23-of-30 passing by Martinez, who added 45 rushing yards and two scores on 13 carries. Wan'Dale Robinson hauled in nine passes for a season-best 114 receiving yards.

The Blackshirts held Purdue to 332 total yards, including minus-2 yards rushing. Plummer finished the day 33-of-47 through the air for 334 yards and three touchdowns but was sacked three times for 21 yards in losses. Deontai Williams led the Nebraska defense with 12 tackles, including 10 solos, while adding a pass breakup. Cam Taylor-Britt and Dicaprio Bootle each contributed a pair of breakups for the Husker secondary, while Ben Stille and Garrett Nelson combined for all three Husker sacks.

TEAM STATISTICS

	NEB	PURDUE
FIRST DOWNS	20	19
RUSHES-YARDS (NET)	40-111	17--2
PASSING YDS (NET)	253	334
Passes Att-Comp-Int	31-24-0	47-33-0
TOTAL OFFENSE PLAYS-YARDS	71-364	64-332
Fumble Returns-Yards	0-0	0-0
Punt Returns-Yards	2-66	2-12
Kickoff Returns-Yards	2-38	4-116
Interception Returns-Yards	0-0	0-0
Punts (Number-Avg)	4-30.2	6-26.8
Fumbles-Lost	1-0	1-0
Penalties-Yards	9-107	11-126
Possession Time	33:49	26:11
Third-Down Conversions	6 of 15	3 of 13
Fourth-Down Conversions	0 of 1	1 of 3
Red-Zone Scores-Chances	6-6	3-3
Sacks By: Number-Yards	3-21	1-6

RUSHING: Purdue-Horvath, Zander 7-21; Moore, Rondale 1-7; Doerue, King 3-2; Miller, Eric 1--9; Plummer, Jack 5--23. **NEB-**Mills, Dedrick 16-60; Martinez, Adrian 13-45; Robinson, Wan'Dale 2-5; Johnson, Rahmir 1-4; McCaffrey, Luke 4-4; Jewett, Cooper 1-2; TEAM 3--9

PASSING: Purdue-Plummer, Jack 33-47-0-334-3. **NEB-**Martinez, Adrian 23-30-0-242-1; McCaffrey, Luke 1-1-0-11-0

RECEIVING: Purdue-Moore, Rondale 13-78; Bell, David 10-132; Horvath, Zander 4-38; Wright, Milton 3-24; Anthrop, Jackson 1-22; Doerue, King 1-20; Durham, Payne 1-20. **NEB-**Robinson, Wan'Dale 9-114; Falck, Levi 5-39; Betts, Zavier 5-36; Vokolek, Travis 2-15; Allen, Austin 1-37; Liewer, Wyatt 1-10; Johnson, Rahmir 1-2.

INTERCEPTIONS: Purdue-None. **NEB-**None

FUMBLES: Purdue-Sheffield, TJ 1-0. **NEB-**Martinez, Adrian 1-0

TACKLES: Purdue-Coyle, Taylor 8-3. **NEB-**Williams, Deontai 10-2

MINNESOTA 24, NEBRASKA 17

SCORE BY QUARTERS	1	2	3	4	FINAL
Minnesota	10	7	0	7	24
Nebraska	0	14	0	3	17

SCORING SUMMARY

QTR	TEAM	TIME	SCORE
1st	MINN	07:26	Ibrahim 26 yd run (Gelecinskyj kick)
1st	MINN	00:14	Gelecinskyj 31 yd field goal
2nd	NEB	13:12	Allen 8 yd pass from Martinez (Culp kick)
2nd	NEB	02:57	Martinez 7 yd run (Culp kick)
2nd	MINN	01:23	Spann-Ford 4 yd pass from Morgan (Gelecinskyj kick)
4th	MINN	11:26	Ibrahim, M 1 yd run (Gelecinskyj kick)
4th	NEB	04:42	Culp 30 yd field goal

Lincoln (Dec. 12) - Nebraska had a pair of turnovers which led to 14 points as the Huskers suffered a 24-17 loss to Minnesota.

Minnesota forced the game's two turnovers, an interception of Luke McCaffrey by Tyler Nubin in the first quarter and a third-quarter fumble by Adrian Martinez which was recovered by Thomas Rush. Both gave Minnesota short fields, and the Gophers took advantage. Nubin's interception set up a four-play, 35-yard drive, as Mohamed Ibrahim scored on a 4th-and-1, going 26 yards to give the Golden Gophers an early 7-0 lead.

Minnesota extended its lead to 10-0 on an Anders Gelecinskyj field goal before Nebraska responded with a pair of touchdown drives in the second quarter to take a 14-10 lead. The first drive covered 75 yards in six plays, fueled by a 47-yard run by Wan'Dale Robinson. It culminated with an eight-yard touchdown pass from Martinez to tight end Austin Allen to cut Minnesota's lead to 10-7.

The Husker defense held Minnesota on the ensuing drive, before Martinez engineered a 13-play, 73-yard march that lasted five minutes and culminated with his seven-yard touchdown run to give NU a 14-10 lead with 2:57 left in the half.

Minnesota regained the lead shortly before halftime, as Cam Wiley's 61-yard run put Minnesota deep in Husker territory. The Huskers had seemingly stopped the Gophers, but a targeting call on Cam Taylor-Britt kept the drive alive. Two plays later Morgan hit Brevyn Spann-Ford on a four-yard touchdown pass to give the Golden Gophers a 17-14 lead with 1:23 left in the half.

The Huskers' second turnover proved costly, as Minnesota went 39 yards in nine plays, scoring on a one-yard plunge from Ibrahim to extend the lead to 24-14.

Nebraska had an opportunity to pull within three, but a Martinez TD run was nullified by a penalty, and the Huskers had to settle for a Connor Culp field goal to cut the deficit to seven with 4:42 left.

But the Huskers were unable to stop Minnesota on its final possession, as the Gophers went 70 yards in nine plays to run out the clock. Ibrahim led the Gophers on the ground with 20 carries for 108 yards, including 59 yards on the Gophers' final drive.

Nebraska managed 308 yards of total offense, including 197 yards on the ground and 111 through the air. Martinez led the Huskers with 15 carries for 96 and a touchdown, while going 16-for-27 passing with another score.

Deontai Williams led the Husker defense with 10 tackles including one for loss and a pair of breakups. Mariano Sori-Marin led the Minnesota defense with 18 tackles, while Nubin added seven tackles to his interception.

TEAM STATISTICS

	MINN	NEB
FIRST DOWNS	19	17
RUSHES-YARDS (NET)	43-206	36-197
PASSING YDS (NET)	181	111
Passes Att-Comp-Int	30-17-0	29-16-1
TOTAL OFFENSE PLAYS-YARDS	73-387	65-308
Fumble Returns-Yards	0-0	0-0
Punt Returns-Yards	2--4	0-0
Kickoff Returns-Yards	1-9	2-43
Interception Returns-Yards	1-0	0-0
Punts (Number-Avg)	4-39.8	5-38.4
Fumbles-Lost	1-0	3-1
Penalties-Yards	3-20	3-32
Possession Time	35:48	24:12
Third-Down Conversions	4 of 13	4 of 13
Fourth-Down Conversions	2 of 4	0 of 0
Red-Zone Scores-Chances	3-4	3-4
Sacks By: Number-Yards	1-6	0-0

RUSHING: MINN-Ibrahim, Mohamed 20-108; Wiley, Cam 7-81; Morgan, Tanner 2-10; Potts, Treyson 6-9; Williams, Bryce 2-6; Green, Seth 3--1; TEAM 3--7. **NEB-**Martinez, Adrian 15-96; Mills, Dedrick 12-50; Robinson, Wan'Dale 8-49; Scott III, Marvin 1-2

PASSING: MINN-Morgan, Tanner 17-30-0-181-1. **NEB-**Martinez, Adrian 16-27-0-111-1; McCaffrey, Luke 0-2-1-0-0

RECEIVING: MINN- Autman-Bell, Chris 5-82; Geary, Clay 4-32; Jackson, Daniel 3-43; Potts, Treyson 2-14; Williams, Bryce 1-5; Spann-Ford, Brevyn 1-4; Brown-Stephens, Mike 1-1. **NEB-**Robinson, Wan'Dale 5-11; Allen, Austin 3-39; Betts, Zavier 2-54; Falck, Levi 1-21; Scott III, Marvin 1-14; Warner, Kade 1-13

INTERCEPTIONS: MINN-Nubin, Tyler 1-0. **NEB-**None

FUMBLES: MINN-Howard, Phillip 1-0. **NEB-**Robinson, Wan'Dale 1-0; Martinez, Adrian 1-1; Mills, Dedrick 1-0.

TACKLES: MINN- Sori-Marin, Mariano 6-12. **NEB-**Williams, Deontai 4-6