

# NEBRASKA

## 2020 FOOTBALL GAME NOTES



### NEBRASKA (0-2) vs. PENN STATE (0-3)

SATURDAY, NOV. 14, 2020 • 11 A.M. CT • LINCOLN, NEB.  
MEMORIAL STADIUM • SURFACE: FIELDTURF



Nebraska returns to Lincoln this Saturday when the Huskers take on Penn State at Memorial Stadium. The Big Ten cross-division matchup is set to kick off shortly after 11 a.m. with the game televised nationally on FS1.

The game will match two traditional Big Ten and college football powers who are looking for their first victory of the 2020 season. The contest against the Nittany Lions will mark Nebraska's second attempt at a 2020 home opener. Nebraska was scheduled to open its home schedule on Halloween against Wisconsin, but that game was canceled. As a result, Nebraska opened the season with two road games for the first time since 1995, and will play three of its five remaining scheduled games at Memorial Stadium.

The Huskers stand at 0-2 after a 21-13 loss at Northwestern on Saturday. The Husker offense moved the ball well against the stingy Wildcat defense, but was unable to finish drives. Nebraska was 3-of-6 in the red zone, including a last-minute drive that ended on a loss of downs inside the Northwestern 20.

Penn State comes into Saturday's matchup with an 0-3 record following a 35-19 home setback against Maryland on Saturday. The Nittany Lions opened the season ranked seventh in both polls after an 11-win campaign in 2019. Penn State opened the season with an overtime loss at Indiana, before dropping a home contest against No. 3 Ohio State on Halloween, prior to Saturday's loss against the Terrapins.

Coach James Franklin's team features a strong passing offense that averages 286.3 yards per game through the air. The Penn State defense is strong against the run, allowing opponents just 124.0 yards per game on the ground.

### THIS WEEK'S NUMBERS

2

Saturday's game marks just the second trip by Penn State to Lincoln since Nebraska joined the Big Ten in 2011. The only other Big Ten matchup at Memorial Stadium between the Huskers and Nittany Lions was a Nebraska win in 2012. The schools have met seven times overall in Lincoln.

125

Saturday marks the latest date for a Nebraska football home opener in 125 years. The Nov. 14 date is the latest for a Nebraska home opener since NU hosted Kansas on Nov. 16, 1895.

139

In Nebraska's past five games (3 in 2019 and 2 in 2020), the Husker pass defense has allowed just 139.2 passing yards per game. Nebraska has held four of the five opponents to less than 170 passing yards, with only Ohio State surpassing that yardage mark.

### 2020 NEBRASKA FOOTBALL SCHEDULE

Oct. 24	@ #5 Ohio State*	FOX	L, 52-17	Nebraska picks up 210 yards on ground
Oct. 31	#9 Wisconsin*	FS1	Canceled	Home opener canceled for 2nd time in 3 years
Nov. 7	@ Northwestern*	BTN	L, 21-13	Huskers struggle in red zone in close loss
Nov. 14	<b>Penn State*</b>	<b>FS1</b>	<b>11 a.m.</b>	<b>Nebraska is 3-1 vs. PSU as Big Ten foes</b>
Nov. 21	Illinois*	TBA	TBA	<b>NU 9-1 vs. Illinois at home (lone loss in 1924)</b>
Nov. 27	@ Iowa*	TBA	TBA	NU's 31st straight Black Friday game
Dec. 5	@ Purdue*	TBA	TBA	1st regular-season December game since 1992
Dec. 12	Minnesota*	TBA	TBA	<b>Latest home game in Nebraska history</b>
Dec. 19	TBA	TBA	TBA	Big Ten East opponent TBA

All times Central; Home games in **bold**; \*Big Ten Conference game

### NEBRASKA

- **2020 Record:** 0-2
- **Last Game:** at Northwestern (L, 21-13)
- **Streak:** Lost 3
- **AP Rank:** Not Ranked
- **Coaches Rank:** Not Ranked
- **Head Coach:** Scott Frost
- **Nebraska Record:** 9-17 (3rd year)
- **Career Record:** 28-24 (5th year)
- **Record vs. Penn State:** 0-0

### PENN STATE

- **2020 Record:** 0-3
- **Last Game:** vs. Maryland (L, 35-19)
- **Streak:** Lost 3
- **AP Rank:** Not Ranked
- **Coaches Rank:** Not Ranked
- **Head Coach:** James Franklin
- **Penn State Record:** 56-26 (7th year)
- **Career Record:** 80-41 (10th year)
- **Record vs. Nebraska:** 1-0

### SERIES HISTORY

- **All-Time Series:** Nebraska leads, 9-8
- **As Big Ten Foes:** Nebraska leads, 3-1
- **In Lincoln:** Nebraska leads, 5-2
- **Last Game:** Penn St., 56-44 (11/18/2017)
- **Win Streak:** Penn State, 1 game

### TV INFORMATION



- **Play-by-Play:** Brian Custer
- **Analyst:** Robert Smith
- **Fox Sports App**

### RADIO INFORMATION



- **Play-by-Play:** Greg Sharpe
- **Analysis:** Matt Davison
- **Sidelines:** Ben McLaughlin
- **XM Simulcast:** 196
- **Sirius Simulcast:** 119
- **Huskers.com & App**
- **TuneIn.com & App**

**NEBRASKA COMMUNICATIONS**

**CREDENTIAL REQUESTS**

To request a credential for home games visit:  
<http://www.huskers.com/media>

Due to Big Ten protocols and local health guidelines, press box seating will be limited during the 2020 season.

**FOOTBALL CONTACTS**

- Associate A.D./Comm. .... Keith Mann**  
 Phone ..... 402-472-0237  
 E-Mail ..... kmann@huskers.com
- Sr. Assoc. Comm. Dir. .... Shamus McKnight**  
 Phone ..... 402-472-7772  
 E-Mail ..... smcknight@huskers.com
- Associate Director..... Matt Smith**  
 Phone ..... 402-472-7780  
 E-Mail ..... msmith@huskers.com
- Admin. Assoc. (Credentials) ... Vicki Capazo**  
 Phone ..... 402-472-2263  
 E-Mail ..... vcapazo@huskers.com

**MAILING ADDRESS**

One Memorial Stadium  
 P.O. Box 880123  
 Lincoln, NE 68588-0123  
 (402) 472-2263  
 sportsinfo@huskers.com

**Shipping Address:** 600 Stadium Drive

**COACH & PLAYER AVAILABILITY**

**MONDAY**

Selected players and Coach Frost will be available following practice on a Zoom press conference. Live video will be available for free through Nebraska's social media accounts and on Huskers.com. A complete video and transcript will be made available to media in the afternoon.

**TUESDAY**

Selected assistant coaches and players will be available following practice on a Zoom press conference.

**WEDNESDAY.**

No media availability.

**THURSDAY**

Coach Frost will be available following practice on a Zoom press conference.

**FRIDAY**

No media availability.

**SATURDAY**

Coach Frost and requested players available following the game on a Zoom press conference.

**GAME CREDENTIALS**

- Media may request credential for home games online by visiting [huskers.com/media](http://huskers.com/media). Please note that credentials and press box seating will be limited throughout the 2020 season due to the COVID-19 pandemic.
- A Photo ID will be required to access to the stadium on game day and the name on your photo ID and credential must match.

**MEDIA INTERVIEW POLICIES**

- All player and coach interviews must be arranged at least one day in advance through the Nebraska Communications Office. Contact Keith Mann, Shamus McKnight or Matt Smith with interview requests. Due to the COVID-19 pandemic, **ALL INTERVIEWS DURING THE 2020 SEASON WILL BE CONDUCTED VIRTUALLY OR OVER THE PHONE AND IN-PERSON INTERVIEWS WILL NOT BE ALLOWED.**
- Student-athlete cell phone numbers will **NOT** be given to the media, and media should not contact or message student-athletes directly through social media platforms. **PRACTICES ARE CLOSED** to the media and to the general public during the season.

**GAME WEEK & GAME DAY MEDIA AVAILABILITY**

- A Zoom press conference for media members will be available on Monday, and post-practice media availability will also be held by Zoom on Tuesday and Thursday mornings. Media wishing to participate in the Zoom press conference should contact Keith Mann ([kmann@huskers.com](mailto:kmann@huskers.com)) by 8 a.m. on the morning of the press conference. A link to download video of the press conference will be emailed to the media in the afternoon.
- Any changes to the schedule will be communicated to the media. For more information on availability of players and coaches during the post-practice Zoom press conferences, please see the weekly media schedule chart at the bottom of this page.
- On game day, Head Coach Scott Frost and selected players will be available for a virtual Zoom press conference following a 10-minute cooling off period. The Zoom press conference will be the only post-game media availability.
- **MEDIA MAY NOT PROVIDE LIVE COVERAGE OF ANY PRESS CONFERENCE ON ANY DIGITAL PLATFORM OR WEBSITE.** Media will be emailed a link to download a high-quality press conference video following all of Nebraska's media opportunities.

**MEMORIAL STADIUM MEDIA ACCESS**

- Memorial Stadium is **OFF LIMITS** to the media for the 2020 season, except on home game days when media are instructed to limit access to the West Stadium Entrance/Lobby and the Press Box and Photo Deck on Levels 6 & 7 of West Stadium. Photographers will also be allowed limited access to Level 2 of West Stadium to access their shooting location in the Memorial Stadium stands and a photographer's work area.
- Memorial Stadium press areas will **OPEN TO THE MEDIA TWO HOURS PRIOR TO KICKOFF.** Media may only enter and exit the stadium through the West Stadium lobby and are subject to a security bag check and a health questionnaire to gain entry to the stadium. Memorial Stadium will **CLOSE TO MEDIA THREE HOURS AFTER THE GAME ENDS.**
- Field-level access will be strictly limited to members of the participating teams, game personnel and a limited television crew for the network broadcasting the game. **MEDIA IS NOT ALLOWED ON THE SIDELINES OR ON FIELD LEVEL.** Limited access to the stands will be permitted for photographers and videographers who obtained the proper credential prior to game day. Media must enter and exit the stands through Level 2 of West Stadium and may not enter field level at any time. Media are also asked to wear masks and maintain the recommended six feet of social distancing when shooting from the stands.
- Both the Nebraska and visiting **TEAM LOCKER ROOMS ARE CLOSED** at all times.

**ALL MEDIA MEMBERS ARE REQUIRED TO WEAR MASKS AND PRACTICE SOCIAL DISTANCING AT ALL TIMES WHEN INSIDE MEMORIAL STADIUM.**

MONDAY, NOV. 9	TUESDAY, NOV. 10	WEDNESDAY, NOV. 11	THURSDAY, NOV. 12	FRIDAY, NOV. 13	SATURDAY, NOV. 14
<b>PRACTICE</b> Morning Practice  Zoom press conference: • 11:45 a.m. - Players • 12:30 p.m. - Coach Frost	<b>PRACTICE</b> Morning Practice  Available after practice: • Selected Asst. Coaches & Players	<b>PRACTICE</b> Morning Practice  No Media	<b>PRACTICE</b> Morning Practice  Available after practice: • Coach Frost (11:30 a.m.)	<b>PRACTICE</b> Morning Practice  <b>NO MEDIA ACCESS</b>	<b>GAME DAY</b> Nebraska vs. Penn State 11 a.m. CT (FS1)
			<b>NEBRASKA FOOTBALL RADIO HOUR (HSN)</b> 7 p.m. - Coach TBD		<b>POST-GAME ZOOM</b> Available after game: • Scott Frost • Selected players

NEBRASKA VS. PENN STATE AS BIG TEN OPPONENTS					
DATE	SITE	NEB RANK	PSU RANK	RESULT	SCORE
11/12/2011	State College	19	12	Win	17-14
11/10/2012	Lincoln	18	NR	Win	32-23
11/23/2013	State College	NR	NR	Win	23-20 (OT)
11/18/2017	State College	NR	13	Loss	44-56

**SERIES HISTORY: NEBRASKA VS. PENN STATE**

Nebraska leads the all-time series with Penn State, 9-8. The Huskers are 3-1 against the Nittany Lions since joining the Big Ten Conference in 2011.

- Saturday's game will be the fifth meeting between Nebraska and Penn State as Big Ten foes, but only the second at Memorial Stadium. The Huskers lead the all-time series 5-2 at Memorial Stadium, including a 32-23 win over the Nittany Lions in 2012 in the only conference game between the two programs in Lincoln.
- Penn State won the last meeting, defeating the Huskers, 56-44, in 2017. The Huskers' last win in the series was a 23-20 overtime victory in 2013, Nebraska's first overtime game in Big Ten play.
- The first meeting between the teams as Big Ten foes occurred in 2011, when No. 19 Nebraska upset 12th-ranked Penn State, 17-14 in the first game of the post-Joe Paterno era at PSU.
- For the first three years of Nebraska's time in the Big Ten, the Huskers and Nittany Lions met annually as a protected cross-division matchup. That was prior to the Big Ten switching to the current East-West divisional alignment.
- Nebraska and Penn State had a long history of matching up in non-conference games prior to the Huskers joining the Big Ten. The schools met five consecutive years from 1979 to 1983, with Nebraska winning three of the five games. Both teams were ranked in each of those five games, including two games featuring a matchup of top-10 teams.
- The schools had a home-and-home series in 2002 and 2003, with each team winning on its home field.

**FROST IN THIRD SEASON LEADING HUSKERS**

Scott Frost is in his third season at Nebraska in 2020. The consensus 2017 national coach of the year, Frost boasts a 28-24 career record in five seasons as a collegiate head coach.

- Frost is 9-17 at Nebraska, with 10 losses by eight or fewer points, including eight by five or fewer points.
- Nebraska went 5-7 in 2019, a one-game improvement over the previous two seasons. NU's 12-game schedule in 2019 featured six teams that were ranked in the top 25 at least once during the season, including four that finished the year in the top 15.
- Frost has improved upon his team's previous season record every year he has been a head coach. At UCF, Frost - who inherited a winless team - went from 6-7 in his first season to 13-0 in year two. He improved by one game at Nebraska from 2018 to 2019.
- At UCF, Frost became the first coach in FBS history to turn a winless team into an undefeated team in just two years.
- Of Frost's 10 assistant coaches, seven have been with him in each of his five seasons as a collegiate head coach, while Mike Dawson has been on four of Frost's five staffs.
- In 14 years as a full-time assistant or head coach, Frost's teams have posted a 131-42 record, averaging more than 10 wins per season. Frost has been a part of seven conference championship teams in his 13 seasons and has twice coached in the national championship game.
- Frost's teams have been ranked in the top 15 in 10 of his 13 seasons, including eight final top-10 rankings and six final top-five rankings.

**BIG TEN STANDINGS**



**WEST DIVISION**

Place	Team	Big Ten
1.	Northwestern	3-0
2.	Purdue	2-0
3.	Wisconsin	1-0
4.	Iowa	1-2
	Minnesota	1-2
6.	<b>Nebraska</b>	<b>0-2</b>
7.	Illinois	0-3

**EAST DIVISION**

Place	Team	Big Ten
1.	Indiana	3-0
	Ohio State	3-0
3.	Maryland	2-1
4.	Michigan State	1-2
	Michigan	1-2
	Rutgers	1-2
7.	Penn State	0-3

**PLAYER OF THE WEEK NOMINEES**

OPP.	OFF.	DEF.	SPEC.	FROSH
OSU	--	--	--	--
WIS		Canceled		
NW	--	--	--	--
PSU				
ILL				
IOWA				
PUR				
MINN				
TBA				

*Bold indicates winner*

**2020 HUSKER HONORS**

**DAMIAN JACKSON, JR., OLB**

- Armed Forces Merit Award Watch List

**ADRIAN MARTINEZ, JR., QB**

- Maxwell Award Watch List
- Walter Camp Award Watch List

**DEDRICK MILLS, SR., RB**

- Doak Walker Award Watch List

**WAN'DALE ROBINSON, SO., WR**

- Paul Hornung Award Watch List

**BEN STILLE, SR., DL**

- William V. Campbell Trophy Semifinalist
- AFCA Good Works Team Nominee
- Wuerffel Trophy Nominee

**JACK STOLL, SR., TE**

- Mackey Award Watch List

**ADRIAN MARTINEZ RECORD WATCH****PASSING YARDS**

RK.	PLAYER, YEARS	YDS
1.	Tommy Armstrong Jr., 2013-17	8,871
2.	Taylor Martinez, 2010-13	7,258
3.	Zac Taylor, 2005-06	5,850
4.	Joe Ganz, 2005-08	5,125
5.	Dave Humm, 1972-74	5,035
6.	<b>Adrian Martinez, 2018-pres.</b>	<b>4,803</b>
7.	Jerry Tagge, 1969-71	4,704

**COMPLETIONS**

RK.	PLAYER, YEARS	COMP.
1.	Tommy Armstrong Jr., 2013-16	625
2.	Taylor Martinez, 2010-13	575
3.	Zac Taylor, 2005-06	470
4.	<b>Adrian Martinez, 2018-present</b>	<b>397</b>
5.	Joe Ganz, 2006-08	381

**COMPLETION PERCENTAGE**

RK.	PLAYER, YEARS	PCT.
1.	Joe Ganz, 2006-08	65.1
2.	Sam Keller, 2007	63.1
3.	<b>Adrian Martinez, 2018-present</b>	<b>62.0</b>

Minimum 1,000 career passing yards

**TOTAL OFFENSE**

RK.	PLAYER, YEARS	YDS
1.	Tommy Armstrong Jr., 2013-16	10,690
2.	Taylor Martinez, 2010-13	10,233
3.	Eric Crouch, 1998-2001	7,915
4.	<b>Adrian Martinez, 2018-pres.</b>	<b>6,245</b>

**TOTAL OFFENSIVE YARDS PER GAME**

RK.	PLAYER, YEARS	YPG
1.	<b>Adrian Martinez, 2018-pres.</b>	<b>271.5</b>
2.	Tanner Lee, 2017	253.8
3.	Tommy Armstrong Jr., 2013-16	237.6

Minimum 3,000 total yards

**QUARTERBACK RUSHING YARDS**

RK.	PLAYER, YEARS	YDS
1.	Eric Crouch, 1998-2001	3,434
2.	Taylor Martinez, 2010-13	2,975
3.	Jammal Lord, 2000-03	2,573
4.	Steve Taylor, 1985-88	2,125
5.	Tommie Frazier, 1992-95	1,955
6.	Tommy Armstrong Jr., 2013-16	1,819
7.	Scott Frost, 1996-97	1,533
8.	<b>Adrian Martinez, 2018-present</b>	<b>1,442</b>
9.	Turner Gill, 1980-83	1,317

**250-YARD PASSING GAMES**

RK.	PLAYER, YEARS	GMS
1.	Tommy Armstrong Jr., 2013-16	14
2.	Joe Ganz, 2006-08	11
3.	<b>Adrian Martinez, 2018-present</b>	<b>10</b>

**300-YARD PASSING GAMES**

RK.	PLAYER, YEARS	GMS
1.	Joe Ganz, 2006-08	8
2.	Tommy Armstrong Jr., 2013-16	6
3.	Taylor Martinez, 2010-13	4
t-4.	<b>Adrian Martinez, 2018-present</b>	<b>3</b>

**300-YARD TOTAL OFFENSE GAMES**

RK.	PLAYER, YEARS	GMS
1.	Tommy Armstrong Jr., 2013-16	13
2.	<b>Adrian Martinez, 2018-present</b>	<b>12</b>

**400-YARD TOTAL OFFENSE GAMES**

RK.	PLAYER, YEARS	GMS
1.	<b>Adrian Martinez, 2018-present</b>	<b>4</b>
2.	Joe Ganz, 2006-08	3

**NEW FACES, NEW ROLES ON HUSKER COACHING STAFF**

Seven of Nebraska's 10 full-time assistant coaches returned for their third season in 2020, and all seven have been a member of Scott Frost's staff for his entire five-year head coaching career. The Huskers also welcome two new assistant coaches this season, but both are familiar with Frost.

- **Matt Lubick** joined the staff as Nebraska's offensive coordinator and wide receivers coach. Lubick previously was the offensive coordinator at Pac-12 powers Oregon and Washington. He succeeded Frost as the Ducks' offensive coordinator, as Lubick was the passing game coordinator and wide receivers coach in each of Frost's three seasons as Oregon's offensive coordinator.
- The other new face on the Husker sideline is a familiar one. **Mike Dawson**, who was on Frost's staff for both seasons at UCF, coached the Husker defensive line in 2018 before moving on to the NFL in 2019, coaching outside linebackers for the New York Giants. In his return to Nebraska, Dawson coaches the outside linebackers.
- In addition to the two new full-time assistant coaches, two other staff members added responsibilities in 2020. **Greg Austin** added the title of run game coordinator to his duties as offensive line coach, while **Ryan Held** serves as recruiting coordinator in addition to continuing his role as running backs coach.
- The Husker staff features three Broyles Award nominees in defensive coordinator **Erik Chinander** (2016 at UCF), offensive coordinator **Matt Lubick** (2012 at Duke) and quarterbacks coach **Mario Verduzco** (2018 at Nebraska). The Broyles Award is presented annually to the nation's top assistant coach. Lubick was also named the national wide receivers coach of the year and an AFCA Assistant Coach of the Year finalist in 2012.

**QUARTERBACK DUO PROVIDING RUNNING THREAT**

Nebraska quarterbacks **Adrian Martinez** and **Luke McCaffrey** have each guided the Husker offense to success in 2020. A big part of that success has been the running ability of the quarterback tandem.

- Nebraska ranks second in the Big Ten and 21st nationally in rushing offense, averaging 217.0 yards per game. Martinez (93.5 ypg) and McCaffrey (64.5 ypg) combine to average 158.0 rushing yards per contest.
- The 158.0 rushing yards per game by the quarterbacks alone would rank eighth in the Big Ten in team rushing yards per game.
- Against Northwestern, Martinez posted his fourth career 100-yard rushing game with 13 carries for 102 yards.
- Excluding sacks, the Husker quarterback duo have combined for 305 rushing yards on 39 attempts, an average of 7.8 yards per carry.
- According to CFBstats.com, both of the quarterbacks rank in the top 20 nationally in yards per carry, regardless of position. Among players with a minimum of 15 carries in 2020, McCaffrey ranks 11th nationally and second among quarterbacks at 7.59 yards per carry. Martinez is 18th nationally and fourth among quarterbacks at 7.19 yards per attempt.

**MARTINEZ NUMBERS RANKING AMONG NATION'S BEST QBS**

**Adrian Martinez** has put up statistics in his two-plus seasons that have him ranked among the top quarterbacks in the country and among the Nebraska all-time leaders in several categories. Martinez has thrown for 4,803 career yards, rushed for 1,442 yards and totaled 6,245 yards of offense.

He owns three NU career records, four season records and one game record. Last season, Martinez was just the second Husker sophomore to be a team captain since 1930 and he again holds that distinction this year, becoming one of just 13 two-time captains in Nebraska history.

- Martinez is Nebraska's all-time leader in total offensive yards per game (271.5) and 400-yard total offense games (4). He has produced four of Nebraska's 16 individual 400-yard total offense performances, and Martinez's career average of 271.5 yards of total offense per game is more than 30 yards higher than any other Husker quarterback who played in at least 15 career games.
- Martinez averaged a school-record 295.1 yards of total offense per game as a true freshman in 2018. That average that ranked 12th nationally, led all freshmen and was the ninth-highest average by a freshman in NCAA history, including the third-best mark by a true freshman.
- Martinez also set NU season records for 300-yard total offense games (7) and 400-yard total offense games (3) in 2018.
- Martinez set an NU record with an 86.2 completion percentage against Minnesota in 2018, connecting on 25-of-29 passes for 276 yards and three touchdowns.
- At Illinois in 2019, Martinez produced the second 300-yard passing and 100-yard rushing performance in Nebraska history (328 passing, 118 rushing). His career-high 446 yards of total offense was the third-highest total in program history.

ACTIVE FBS QUARTERBACKS WITH 4,000 PASS YARDS & 1,000 RUSH YARDS

PLAYER, SCHOOL	CLASS	RUSHING YDS	PASSING YDS
Sam Ehlinger, Texas	Sr.	1,853	10,704
Kellen Mond, Texas A&M	Sr.	1,372	8,820
Desmond Ridder, Cincinnati	Jr.	1,616	5,765
<b>Adrian Martinez, Nebraska</b>	<b>Jr.</b>	<b>1,442</b>	<b>4,803</b>
Skylar Thompson, Kansas St.	Sr.	1,083	5,021
Ian Book, Notre Dame	Sr.	1,313	7,653
Zac Thomas, Appalachian St.	Sr.	1,228	5,929
D'Eriq King, Miami (Fla.)	Sr.	1,827	6,756
Holton Ahlers, East Carolina	Jr.	1,007	6,526
Noah Johnson, South Florida	Sr.	1,998	4,879
Asher O'Hara, MTSU	Jr.	1,619	4,239
Malik Cunningham, Louisville	Jr.	1,199	4,284

**Note:** Only six players (Ehlinger, King, Martinez, Mond, Ridder and Thompson) entered the 2020 season with 4,000 career passing yards and 1,000 career rushing yards.

ACTIVE FBS LEADERS IN CAREER TOTAL OFFENSIVE YARDS PER GAME

RK.	PLAYER	SCHOOL	CLASS	YPG
1.	Sam Ehlinger	Texas	Sr.	292.0
2.	Brock Purdy	Iowa State	Jr.	282.0
3.	Holton Ahlers	East Carolina	Jr.	279.0
	Asher O'Hara	MTSU	Jr.	279.0
<b>5.</b>	<b>Adrian Martinez</b>	<b>Nebraska</b>	<b>Jr.</b>	<b>271.5</b>
6.	Zach Wilson	BYU	Jr.	269.9
6.	Trevor Lawrence	Clemson	Jr.	266.4

**Note:** Minimum 20 career games played

- Martinez has been one of the nation's top dual-threat quarterbacks. He is one of only 12 active FBS quarterbacks with 4,000 career passing yards and 1,000 career rushing yards. Martinez is only the fourth Husker with 4,000 career passing yards and 1,000 career rushing yards.
- In 2018, Martinez became just the sixth freshman in NCAA history to average 200 passing yards and 50 rushing yards per game and just the second true freshman to hit those marks. Martinez was also one of only four FBS quarterbacks - regardless of class - who averaged 225 passing yards and 50 rushing yards per game in 2018.

MARTINEZ'S NEBRASKA CAREER RANKINGS

CATEGORY	RANK	TOTAL	RECORD
400-Yard Total Offense Games	1st	4	4
Total Offensive Yards Per Game	1st	271.5	253.8
300-Yard Total Offense Games	2nd	12	13
Completion Percentage	3rd	62.0	65.1
250-Yard Passing Games	3rd	10	14
Total Offense	4th	6,245	10,690
300-Yard Passing Games	4th	3	8
Completions	4th	397	625
Passing Yards	6th	4,803	8,871

**FROST OFFENSES TRADITIONALLY IMPRESSIVE ON OPENING DRIVES**

One common theme of a **Scott Frost**-led offense has been a fast start. That trend continued in the 2020 opener, when Nebraska opened the scoring with a four-play, 75-yard touchdown drive at No. 5 Ohio State, needing just 1:51 to find the end zone.

- In Frost's three seasons, Nebraska has scored on its opening possession 12 times in 26 games (11 TD, 1 FG).
- Nebraska scored on its first possession seven times in 12 games in 2018, including six of the final seven games. All seven of NU's opening scoring drives resulted in touchdowns. In 2019, the Huskers scored points on their opening drive four times in 12 games, including three touchdowns.
- Over the last four seasons - 2018-20 at Nebraska and 2017 at UCF - Frost's offenses have scored a touchdown on their opening possession 20 times in 39 games (51 percent). The average length of the touchdown drive in that span is 74 yards.
- In five years as a head coach, Frost's offenses have scored on their opening drive 25 times in 52 games, with 23 touchdowns and two field goals. In 92 games over eight seasons as a play-caller, Frost's offenses have scored on their first possession of the game 46 times, putting points on the board in half of their opening possessions.
- Nebraska has received the opening kickoff and scored a touchdown nine times in 26 games under Frost. In 2018, the Huskers had a game-opening touchdown drive to take a 7-0 lead in five straight games during the Big Ten Conference season.
- **Frost's Opening Drive Scoring Percentage:** 50% (46 of 92 drives)
- **Frost's Opening Drive Touchdown Percentage:** 43% (40 of 92 drives)

2020 OFFENSE GAME-BY-GAME

RUSHING GAME	ATT.	YDS.	TD	LONG
OSU	36	210	2	47
WIS		Canceled		
NW	43	224	1	28
PSU				
ILL				
IOWA				
PUR				
MINN				
TBA				

PASSING

GAME	COM-ATT-INT	YDS	TD	LG	SACKS
OSU	16-20-0	160	0	26	3-10
WIS		Canceled			
NW	24-45-2	218	0	28	1-12
PSU					
ILL					
IOWA					
PUR					
MINN					
TBA					

2020 DEFENSE GAME-BY-GAME

RUSHING DEFENSE GAME	ATT.	YDS.	TD	LONG
OSU	48	215	4	18
WIS		Canceled		
NW	38	148	1	41
PSU				
ILL				
IOWA				
PUR				
MINN				
TBA				

PASSING DEFENSE

GAME	COM-ATT-INT	YDS	TD	LG	SACKS
OSU	20-21-0	276	2	42	3-21
WIS		Canceled			
NW	16-27-2	169	2	21	1-8
PSU					
ILL					
IOWA					
PUR					
MINN					
TBA					

SACKS/TFL

GAME	SACKS	YARDS	TFL	YARDS
OSU	3	21	6	26
WIS		Canceled		
NW	1	8	6	21
PSU				
ILL				
IOWA				
PUR				
MINN				
TBA				

## LAST TIME OUT

## NORTHWESTERN 21, NEBRASKA 13

Team Stats	NEB	NW
First Downs	28	14
Rushes-Yards	43-224	38-148
Passes	24-45-2	16-27-2
Passing Yards	218	169
Total Offense	442	317
3rd Downs	4-of-16	7-of-16
Turnovers	2	2
Penalties	9-55	8-64
Time of Possession	32:27	27:33

## NU Rushing Leaders

Adrian Martinez—13 carries, 102 yards  
Dedrick Mills—19 carries, 59 yards, TD  
Luke McCaffrey—8 carries, 49 yards

## NU Passing Leader

Adrian Martinez—12-27-1, 125 yards

## NU Receiving Leaders

Marcus Fleming—5 receptions, 75 yards  
Dedrick Mills—6 receptions, 33 yards  
Wan'Dale Robinson—4 receptions, 32 yards

## NU Defensive Leaders

Luke Reimer—7 UT, 3 AT, 10 TT, Sack, FC, 1.5 TFL  
Collin Miller—2 UT, 4 AT, 6 TT, .5 TFL  
JoJo Domann—4 UT, AT, 5 TT TFL  
Myles Farmer—3 UT, 2 INT, 45 yards in returns

## NOTING GAME 2

- Four Huskers made their first career start including **Ethan Piper** (LG), **Luke Reimer** (ILB), **Myles Farmer** (S) and **Quinton Newsome** (CB). Senior OL **Matt Farniok** made his first career start at center and has started games at tackle, guard and center in his career.
- Redshirt freshman safety **Myles Farmer** recorded the first two interceptions of his career, both in the second quarter. The first one set up a Nebraska field goal, while he returned his second pick 37 yards to the Northwestern 3 to set up a touchdown. Farmer is the first Husker to have two interceptions in a game since Eric Lee Jr. had two interception in the 2019 season opener against South Alabama.
- Running back **Dedrick Mills** scored Nebraska's only touchdown, marking the fifth time in six games he has had at least one rushing touchdown.
- Quarterback **Adrian Martinez** rushed for 102 yards on 13 carries, marking his fourth career 100-yard rushing game. The 100-yard rushing game was the 500th individual 100-yard rushing game in Nebraska history.
- Linebacker **Luke Reimer** had a team-high 10 tackles, including a sack and 1.5 tackles for loss. Reimer entered the game with 11 career tackles.
- Nebraska sophomore receiver **Wan'Dale Robinson** caught four passes in the game, pushing his career receptions total to 50. He reached 50 career receptions the second-fastest of any Husker in history, achieving the mark in just 12 games.

## HUSKERS' YOUTH SHOW POTENTIAL AT NORTHWESTERN

Nebraska's 2020 roster features a mix of veteran players who have been fixtures for Nebraska for the past three and four seasons. However, at Northwestern several young players began to show the ability to form a nucleus of the Husker roster for the next several seasons.

- Nebraska freshmen have produced 44 percent of Nebraska's all-purpose yards through two games.
- Redshirt freshman quarterback **Luke McCaffrey** has split time with Adrian Martinez at quarterback. McCaffrey ranks as Nebraska's second-leading rusher (129 yards) and second-leading passer (148 yards) through two games.
- Several young receivers saw significant action at Northwestern. True freshman **Marcus Fleming** led the Huskers with 75 receiving yards on five catches, sophomore **Wan'Dale Robinson** had four catches and true freshman **Zavier Betts** had a pair of receptions. True freshman wideout **Alante Brown** and junior-college newcomer **Omar Manning** also saw extensive action in Evanston.
- Robinson's four receptions increased his career catch total to 50 in his 12th career game. Robinson reached 50 career receptions the second-fastest of any Husker. Only JD Spielman reached 50 career catches (11 games) quicker than Robinson, while Nate Swift also caught his 50th pass in his 12th career game as a Husker.
- Senior Dedrick Mills is Nebraska's top running back. He is backed up by a trio of freshmen, including true freshman **Marvin Scott III** and redshirt freshmen **Ronald Thompkins** and **Rahmir Johnson**.
- Redshirt freshmen **Bryce Benhart** (RT) and **Ethan Piper** (LG) earned starts at Northwestern. It marked the second career start for Benhart and first for Piper. The Northwestern game marked just the third game in school history Nebraska has started a pair of freshmen offensive linemen. Current seniors Brenden Jaimes and Matt Farniok started on the same offensive line against Northwestern and Minnesota in 2017.
- Sophomore linebacker **Luke Reimer** led Nebraska in tackles at Northwestern with 10 stops, including a sack and 1.5 tackles for loss, while adding a fumble caused. Reimer had 11 career tackles before Saturday's game. Redshirt freshman **Nick Henrich** and true sophomore **Garrett Nelson** are part of the Huskers' regular rotation at outside linebacker.
- Sophomore cornerback **Quinton Newsome** and redshirt freshman safety **Myles Farmer** earned their first career starts at Northwestern. Farmer made the most of his first start, with a pair of second-quarter interceptions that led to 10 Nebraska points. Newsome finished the game with three tackles.

## HUSKERS FEATURE RETURNING OFFENSIVE PRODUCTION

Nebraska boasted plenty of returning offensive production in 2020. NU returned more than 80 percent of its yards from last year in rushing (86 percent), passing (82 percent) and total offense (82 percent).

- Nebraska returned its top three rushers from last season in **Dedrick Mills** (745), **Adrian Martinez** (626) and **Wan'Dale Robinson** (340).
- Mills averaged 115.7 rushing yards per game over Nebraska's final three contests, despite playing only the first half of the Huskers' win at Maryland. He ran for a career-high 188 yards on 17 carries against Wisconsin, averaging more than 11 yards per carry. Mills has scored a rushing touchdown in five of his past six games, including both of the Huskers' 2020 games.
- NU also returned its leading passer in **Adrian Martinez** (1,956 yards), while **Luke McCaffrey** completed 9-of-12 passes for 142 yards and two touchdowns in 2019.
- In the receiving game, Nebraska is replacing two of its three leading receivers from 2019. **Wan'Dale Robinson**, who split time at running back last fall, is NU's top returning receiver after he ranked second on the team with 40 catches and 453 receiving yards in 2019. Tight end **Jack Stoll** also returns after ranking third with 25 catches in 2019 and fourth with 234 receiving yards.
- Robinson was one of four national finalists for the Paul Hornung Award (nation's most versatile player) in 2019, joining Ameer Abdullah as the only Huskers to be a Hornung Award finalist. Robinson was also on the preseason watch list for the 2020 Paul Hornung Award, while Stoll earned a spot on the Mackey Award (nation's top tight end) watch list in 2018, 2019 and 2020.

## A TALE OF TWO LINES

Nebraska returned every offensive line starter from last season, while the Huskers had to replace every defensive line starter, as all three 2019 starting defensive linemen are on NFL rosters. Three Huskers returned to their same spot on the offensive line this season, while senior **Matt Farniok** moved from right tackle to right guard, with redshirt freshman **Bryce Benhart** taking over at right tackle. Farniok continued to show his versatility at Northwestern, when he started at center in place on an injured Cam Jurgens.

- Based on available records, 2020 is believed to be the first time Nebraska returns its entire starting offensive line since two-platoon systems were first allowed under NCAA rules in 1964.
- Nebraska is the only team in the country that had the same starting offensive line (by player and position) for every game during the 2019 season and returned all five of those starters.
- Nebraska had the same starting offensive line for all 12 games in 2019, one of eight teams nationally to start the same five linemen every game. It marked the first time since 2010 that NU had the same starting line for an entire season.
- Nebraska's five returning starting offensive linemen combined for 106 career starts entering the season, including three players who have made at least 20 consecutive starts at their position. Nebraska's 106 combined starts among offensive linemen entering 2020 ranked eighth nationally.
- The returning starters were **Brenden Jaimes** (26 straight starts at left tackle; 35 straight starts overall), **Matt Farniok** (26 straight starts), **Boe Wilson** (23 straight starts at guard), **Cam Jurgens** and **Trent Hixson**. Hixson started all 12 games at guard last season and is now Nebraska's top backup on the interior of the line.
- Jaimes is a two-time honorable-mention All-Big Ten pick, while Wilson was honorable mention in 2018 and Jurgens is the only Husker freshman (true or redshirt) to ever start at center.
- On defense, the Huskers replaced all three defensive line starters, all of whom are now on NFL rosters. The last time Nebraska had to replace its entire defensive line was in 2016.
- **Ben Stille** is Nebraska's most experienced defensive lineman. The senior has started 16 games at defensive end in his career and is the Huskers' active leader with 23 tackles for loss and 11.5 sacks. **Damion Daniels** was the only other defensive lineman with a start entering 2020 (1 start in 2019). Daniels and redshirt freshman **Ty Robinson** started along the defensive line with Stille in game one, while sophomore **Casey Rogers** earned a start alongside Stille at Northwestern.

## NEBRASKA LINEBACKING CORPS A MIX OF VETERANS, YOUTH

Nebraska replaced one starting inside and outside linebacker, but the Huskers have ample experience at the second level of the defense. Overall, NU has a youth movement at linebacker, as 22 of the 29 linebackers on the Husker roster are either freshmen or sophomores.

- Outside linebackers **JoJo Domann** and **Caleb Tannor** split time as starters in 2019, and Domann had nine TFLs, the most of any returning Husker. Domann and Tannor are two of only four upperclassmen among NU's 14 outside linebackers, while sophomore **Garrett Nelson** has made his first two career starts this season.
- Seniors **Will Honas** and **Collin Miller** split time at inside linebacker in 2019, and are the veterans in a three-man linebacker rotation. Honas ranked second on the team with 73 tackles, while Miller tied for third with 67 tackles. Honas opened the season with two sacks for 14 yards at Ohio State.
- Honas and Miller are two of the three upperclassmen among Nebraska's inside linebacker group, along with first-year junior college transfer **Eteva Mauga-Clements**. All other inside linebackers are either freshmen or sophomores.

## NEBRASKA FOOTBALL FACTS

### HISTORY

Season of Football.....	131st
All-Time Games Played .....	1,339
National Ranking in All-Time Wins .....	7th
All-Time Bowl Appearances .....	53
National Ranking in Bowl Appearances .....	4th

### CHAMPIONSHIPS

National Championships .....	5
Back-to-Back National Championships .....	2
Undefeated Seasons .....	11
Perfect Seasons .....	9
Conference Championships .....	46

### RECORD BREAKDOWN

All-Time Record.....	902-397-40
All-Time Bowl Record .....	26-27
Home Games .....	549-159-20
Memorial Stadium .....	422-136-13
Record in August.....	14-0-0
Record in September .....	179-49-6
Record in October.....	364-147-19
Record in November .....	308-166-15
Record in December .....	22-14-0
Record in January .....	14-21-0
Record in February .....	1-0-0
In Overtime.....	8-6
At Night.....	99-44-3
When Scoring 35+ Points.....	371-9
When Allowing 10 Points or Less ..	575-47-29
vs. Big Ten Teams .....	120-107-9
» In Big Ten Play (since 2011).....	40-39
» Home.....	22-16
» Away.....	18-22
» Neutral .....	0-1
vs. Ranked Teams .....	105-134-3
» Home.....	51-43-0
» Away.....	28-64-3
» Neutral .....	26-27-0
» as No. 1 Team .....	46-7-1

### STREAKS

Consecutive Games Scoring a Point .....	309
Consecutive Home Games Scoring a Point...	341
Consecutive Home Sellouts.....	375
<i>Note: Sellout streak will pause for 2020 season</i>	
Record in Sellout Streak .....	312-63
» vs. Ranked Teams .....	47-32

### INDIVIDUAL HONORS

College Football Hall of Fame Players .....	19
College Football Hall of Fame Coaches.....	6
First-Team All-Americans .....	110
Unanimous All-Americans.....	54
CoSIDA Academic All-Americans* .....	108
NCAA Top Ten Award Winners* .....	9
Heisman Trophy Winners .....	3
Walter Camp Award Winners.....	3
Maxwell Trophy Winners .....	1
Outland Trophy Winners*.....	9
Lombardi Trophy Winners.....	5
Butkus Award Winners.....	1
Johnny Unitas Golden Arm Award Winners..	1
Davey O'Brien Award Winners .....	1
Rimington Award Winners.....	1
Bednarik Award Winners .....	1
Nagurski Trophy Winners .....	1
Retired Jerseys .....	25
First-Team All-Conference Selections .....	519

\*Total leads the nation

## CHARTING THE HUSKERS

## ALL-TIME WINS

RK.	SCHOOL	WINS
1.	Michigan	963
2.	Ohio State	927
3.	Alabama	922
4.	Texas	921
5.	Notre Dame	915
6.	Oklahoma	913
7.	<b>Nebraska</b>	<b>902</b>

## CONFERENCE TITLES

RK.	SCHOOL	TITLES
1.	Oklahoma	49
2.	<b>Nebraska</b>	<b>46</b>
3.	Michigan	42

## AP NATIONAL TITLES

RK.	SCHOOL	TITLES
1.	Alabama	11
2.	Notre Dame	8
3.	Oklahoma	7
4.	Miami	5
	Ohio State	5
	USC	5
t-7.	<b>Nebraska</b>	<b>4</b>

## COACHES POLL NATIONAL TITLES

RK.	SCHOOL	TITLES
1.	Alabama	10
2.	Oklahoma	6
3.	USC	5
t-4.	<b>Nebraska</b>	<b>4</b>

## NATIONAL TITLES SINCE 1970

RK.	SCHOOL	TITLES
1.	Alabama	11
2.	<b>Nebraska</b>	<b>5</b>
	Miami	5

## BOWL APPEARANCES

RK.	SCHOOL	BOWLS
1.	Alabama	65
2.	Texas	55
3.	Georgia	54
4.	<b>Nebraska</b>	<b>53</b>

## HEISMAN TROPHY WINNERS

RK.	SCHOOL	WINNERS
1.	Notre Dame	7
	Ohio State	7
	Oklahoma	7
4.	USC	6
t-5.	<b>Nebraska</b>	<b>3</b>

## NFL DRAFT PICKS

RK.	SCHOOL	PICKS
1.	USC	511
	Notre Dame	511
3.	Ohio State	463
4.	Oklahoma	397
5.	Michigan	379
6.	Alabama	374
7.	<b>Nebraska</b>	<b>361</b>

## ALL-TIME LONGEST STREAKS WITHOUT BEING SHUT OUT

RK.	PLAYER	YEAR BEGAN	YEAR ENDED	GAMES
1.	Florida	1988	Active	403
2.	Michigan	1984	2014	365
3.	BYU	1975	2003	365
4.	TCU	1992	Active	351
5.	Virginia Tech	1995	Active	329
6.	Georgia	1995	Active	324
7.	<b>Nebraska</b>	<b>1996</b>	<b>Active</b>	<b>309</b>
8.	Air Force	1992	2017	306

**Note:** List includes all streaks of at least 300 games

## SECONDARY LOOKS STRONG AGAIN

Nebraska's secondary was stout in 2019, as the Huskers allowed only 200.8 passing yards per game, the program's fewest yards allowed since 2012. Although Nebraska replaced all-conference cornerback Lamar Jackson, the rest of last year's regular secondary members return.

- **Dicaprio Bootle**, a third-team All-Big Ten selection in 2018 and honorable-mention pick in 2019, has started 26 consecutive games. The senior corner's 22 career pass breakups are tied for 10th place in Nebraska history.
- **Cam Taylor-Britt** starts at the other cornerback spot. In 10 starts as a sophomore in 2019, Taylor-Britt ranked third nationally in forced fumbles and also intercepted three passes.
- **Marquel Dismuke** started all 12 games at safety last fall, and he led the secondary with a career-high 67 tackles, which tied for third on the team overall. Dismuke also added four pass breakups.
- The secondary also features the return of safety **Deontai Williams**, who suffered a season-ending injury in the first game of 2019. In his first season at Nebraska in 2018, Williams was a ballhawk who led NU in interceptions (2), forced fumbles (2) and fumble recoveries (1).

## NEBRASKA AIMS FOR SPECIAL TEAMS IMPROVEMENT

Nebraska fields an entirely new special teams unit this season - including a new special teams coach - as it aims to improve in that aspect of the game in 2020. To help improve those rankings, Scott Frost hired **Jonathan Rutledge** as Nebraska's Senior Special Teams Analyst during the offseason. With Auburn the past two seasons, Rutledge led a Tigers' special teams unit that was ranked 13th nationally in 2019 and 14th in 2018 by Football Outsiders.

- Nebraska features a new punter, new place-kicker, new long snappers and a new holder. NU also replaced its top punt returner from last season.
- Sophomore **William Przystup** averaged 44.6 yards on five punts at Ohio State in the season opener, and is averaging 42.5 yards on the season. He previously punted at Michigan State in 2018 before transferring to Nebraska.
- Nebraska used six place-kickers last season and only one returned for 2020 in **Lane McCallum**, a defensive player who filled in as an emergency kicker last season and figures to focus exclusively on defense this fall. NU added five place-kickers to its roster during the offseason, including a pair of transfers. Senior **Connor Culp** joined Nebraska as a graduate transfer from LSU, and he was the Tigers' starting place-kicker as a sophomore in 2017, connecting on 11-of-16 field goals. Culp has connected on 3-of-4 field goals and all 3 PATs to open the season.
- At long snapper, Nebraska replaced Chase Urbach, who started every game last season. No Husker had snapped in a game prior to the season opener. Sophomores **Cade Mueller** (punts) and **Cameron Pieper** (place-kicks) are splitting snapping duties to start the season.



**MOST ASSOCIATED PRESS NATIONAL CHAMPIONSHIPS**

RK.	TEAM	TITLES	LAST
1.	Alabama	11	2017
2.	Notre Dame	8	1988
3.	Oklahoma	7	2000
4.	Miami	5	2001
	Ohio State	5	2014
	USC	5	2004
7.	<b>Nebraska</b>	<b>4</b>	<b>1995</b>
	Minnesota	4	1960

**MOST COACHES POLL NATIONAL CHAMPIONSHIPS**

RK.	TEAM	TITLES	LAST
1.	Alabama	10	2017
2.	Oklahoma	6	2000
3.	USC	5	1978
4.	<b>Nebraska</b>	<b>4</b>	<b>1997</b>
	Miami	4	2001
	Texas	4	2005
	Ohio State	4	2014

**HUSKER STREAKS CONTINUE INTO 2020 SEASON**

A pair of impressive team streaks and several individual streaks will continue this season, while a legendary streak takes a one-year hiatus in 2020.

- Nebraska has sold out 375 consecutive games at Memorial Stadium, dating from the next-to-last home game of the 1962 season through all seven home games last season. With the Big Ten Conference decision to prohibit the sale of tickets this year, the Huskers' legendary sellout streak - an NCAA record - will pause during the 2020 season. Nebraska's streak will remain at 375 consecutive home sellouts until next year's home opener with Buffalo on Sept. 11, 2021.
- The Huskers have scored in 309 consecutive games. The streak is the longest in school history, the seventh-longest in FBS history and the fifth-longest active streak. The last time Nebraska was shut out was a 19-0 loss at No. 17 Arizona State on Sept. 21, 1996.
- Nebraska has also scored in 341 consecutive home games, a school record. The last time the Huskers were shut out at home came on Nov. 9, 1968 against Kansas State (12-0 loss).
- Nebraska is 251-0 all-time when scoring 35 or more points at home. **Scott Frost** is also 21-0 in his head coaching career when his team scores at least 35 points.
- Several individual Huskers have double-digit streaks of consecutive starts, including four offensive linemen. **Brenden Jaimes** has started 35 consecutive games overall and 26 straight at left tackle, **Dicaprio Bootle** (cornerback/safety) and **Matt Farniok** (center/right tackle/guard) have each started 26 consecutive games and **Boe Wilson** (guard) has made 23 consecutive starts.

**HUSKERS OWN BIG HOME-FIELD ADVANTAGE**

Nebraska has enjoyed much success in its history when playing at home in front of the greatest fans in college football. Recently, the Huskers have won at least six home games in 24 of the past 33 seasons. Nebraska is 178-40 (.838) at home over the last 30 seasons.

- Since 1970, NU is 280-55 (.836) at Memorial Stadium and has posted 41 perfect home seasons.
- The Huskers are 549-159-20 all-time in Lincoln (.768 in 130 years).
- Nebraska is 422-136-13 in Memorial Stadium (.750 in 96 years dating back to 1923).
- The Huskers are 47-8 all-time in Memorial Stadium night games.

**CHARTING THE HUSKERS**

**CONSECUTIVE HOME SELLOUTS\***

RK.	SCHOOL	SELLOUTS
1.	<b>Nebraska</b>	<b>375</b>
2.	Oklahoma	129

\*2020 season not counted due to pandemic

**WINS THE LAST 50 SEASONS**

RK.	SCHOOL	WINS
1.	Oklahoma	470
2.	Ohio State	464
3.	<b>Nebraska</b>	<b>457</b>
4.	Alabama	452

**WINS THE LAST 40 SEASONS**

RK.	SCHOOL	WINS
1.	Ohio State	373
2.	Oklahoma	365
3.	<b>Nebraska</b>	<b>360</b>
4.	Florida State	358

**WINS THE LAST 30 SEASONS**

RK.	SCHOOL	WINS
1.	Ohio State	293
2.	Florida	278
3.	Oklahoma	276
4.	Florida State	270
	Georgia	270
6.	Alabama	263
7.	Clemson	261
8.	<b>Nebraska</b>	<b>258</b>
	Virginia Tech	258
10.	Wisconsin	257

**9-WIN SEASONS**

RK.	SCHOOL	SEASONS
1.	<b>Nebraska</b>	<b>50</b>
	Alabama	50
3.	Oklahoma	47

**10-WIN SEASONS**

RK.	SCHOOL	SEASONS
1.	Oklahoma	40
2.	Alabama	39
3.	Michigan	29
4.	<b>Nebraska</b>	<b>27</b>

**WEEKS RANKED IN AP POLL**

RK.	SCHOOL	WEEKS
1.	Ohio State	925
2.	Michigan	871
3.	Oklahoma	852
4.	Notre Dame	824
5.	Alabama	816
6.	USC	772
7.	<b>Nebraska</b>	<b>729</b>

**WEEKS RANKED NO. 1 IN AP POLL**

RK.	SCHOOL	WEEKS
1.	Alabama	124
2.	Ohio State	106
3.	Oklahoma	102
4.	Notre Dame	99
5.	USC	91
6.	Florida State	72
7.	<b>Nebraska</b>	<b>71</b>

**WEEKS IN THE AP POLL TOP 10**

RK.	SCHOOL	WEEKS
1.	Ohio State	645
2.	Oklahoma	606
3.	Alabama	575
4.	Notre Dame	565
5.	Michigan	522
6.	<b>Nebraska</b>	<b>518</b>

**NEBRASKA UNDER FROST**

Overall.....	9-17
vs. AP Ranked Teams.....	0-7
vs. AP Top 10 Teams.....	0-3
vs. Unranked Teams.....	9-9
vs. Big Ten Teams.....	6-14
Home.....	7-7
Road.....	2-10
Neutral.....	0-0
In August.....	1-0
In September.....	2-6
In October.....	3-5
In November.....	3-6
In December.....	0-0
In January.....	0-0
When Rushing for 200 or More Yards.....	6-7
When Rushing for 300 or More Yards.....	4-1
When Passing for 200 or More Yards.....	6-11
When Passing for 300 or More Yards.....	1-2
When NU Player Rushes for 100 Yards.....	5-5
When NU Has Two 100-Yard Rushers.....	1-1
When NU Player Has 100 yards Receiving.....	5-5
When Opponent Has 100-Yard Rusher.....	2-8
When Scoring 35 or More Points.....	7-0
When Holding Opponent to 10 Point or Less.....	5-0
When Forcing Three or More Turnovers.....	4-1
When Winning Turnover Margin.....	6-2
When Nebraska Scores First.....	7-8
When Nebraska Leads at Halftime.....	7-5
When Nebraska Trails at Halftime.....	2-12
When Nebraska is Tied at Halftime.....	0-0
Games Decided by 11 Points or More.....	6-7
Games Decided by 10 Points or Less.....	3-9
Games Decided by 7 Points or Less.....	3-8
Games Decided by 3 Points or Less.....	2-4
Overtime Games.....	0-2

**FROST AS A HEAD COACH**

Overall.....	28-24
vs. AP Ranked Teams.....	3-8
vs. AP Top 10 Teams.....	1-3
vs. Unranked Teams.....	25-15
Home.....	17-10
Road.....	10-13
Neutral.....	1-1
In August.....	2-0
In September.....	6-8
In October.....	9-7
In November.....	9-8
In December.....	1-1
In January.....	1-0
When Rushing for 200 or More Yards.....	14-8
When Rushing for 300 or More Yards.....	5-1
When Passing for 200 or More Yards.....	21-16
When Passing for 300 or More Yards.....	10-3
When Player Rushes for 100 Yards.....	10-4
When Has Two 100-Yard Rushers.....	1-1
When Player Has 100 yards Receiving.....	9-8
When Opponent Has 100-Yard Rusher.....	6-11
When Scoring 35 or More Points.....	21-0
When Holding Opponent to 10 Point or Less.....	9-0
When Forcing Three or More Turnovers.....	14-2
When Winning Turnover Margin.....	21-3
When Scoring First.....	18-13
When Leading at Halftime.....	23-7
When Trailing at Halftime.....	5-16
When Tied at Halftime.....	0-1
Games Decided by 11 Points or More.....	19-11
Games Decided by 10 Points or Less.....	9-11
Games Decided by 7 Points or Less.....	7-11
Games Decided by 3 Points or Less.....	2-5
Overtime Games.....	1-3

**NEBRASKA AMONG TOP ALL-TIME PROGRAMS**

Nebraska is playing its 131st season this fall, and the Huskers boast a 902-397-40 all-time record in 1,339 games (.689). Nebraska is one of seven programs with 900 wins.

- Nebraska joined the 900-win club at Illinois on Sept. 21, 2019, along with Michigan, Ohio State, Texas and Alabama in that club. Notre Dame and Oklahoma joined the elite club on Sept. 28.
- Since 1970, Nebraska owns a 468-156-5 record (.748) with five national championships. The Huskers rank second among all FBS programs in national titles and third in wins since 1970.
- Nebraska boasts 27 10-win seasons in school history, including 24 since 1970. The Huskers also have 12 seasons with 11 or more wins, seven seasons with 12 or more wins and three 13-win seasons.
- The Huskers own 50 nine-win seasons, tied with Alabama for the most in NCAA history. Forty-two of those nine-win seasons have come since 1970 and 48 since 1962, 13 more than any other school.
- Nebraska was the first team in NCAA history to win 100 games in consecutive decades, leading the nation with 103 wins in the 1980s and ranking second with 108 wins in the 1990s.

**HUSKERS RANK HIGHLY IN NATIONAL CHAMPIONSHIPS**

Nebraska has won five national championships, including three outright titles (1971, 1994, 1995) and two shared championships (1970, 1997). In 1970, Nebraska was awarded the Associated Press national title, but was No. 3 in the coaches poll behind No. 1 Texas and No. 2 Ohio State, both of whom lost their bowl games (the coaches' poll was voted on before bowl games). In 1997, undefeated Nebraska was voted No. 1 in the coaches' poll, while undefeated Michigan was No. 1 in the AP poll.

- Nebraska's four AP national championships rank seventh all-time.
- The Huskers' four coaches' poll national championships rank fourth all-time.

**NEBRASKA NO. 2 IN CONFERENCE TITLES**

Nebraska is one of only five schools in NCAA history that has won at least 40 conference championships, ranking second all-time with 46 conference titles. In 36 seasons (1962-97) under Hall-of-Fame coaches Bob Devaney (8) and Tom Osborne (13), the Huskers won 21 conference titles.

**MOST CONFERENCE TITLES**

RK.	TEAM	TOTAL
1.	Oklahoma	49
2.	<b>Nebraska</b>	<b>46</b>
3.	Michigan	42
4.	Ohio State	40
	USC	40

**NEBRASKA ALSO EXCELS IN THE CLASSROOM**

Nebraska's rich tradition is not limited to the field, as the Huskers have been outstanding in the classroom as well.

- Nebraska owns the NCAA record with 340 CoSIDA Academic All-Americans across all sports.
- Husker football has produced 108 CoSIDA Academic All-Americans, the most of any single sport in NCAA history.
- Nebraska owns the NCAA record with 17 NCAA Top 10 Award Winners, which is considered the "Heisman Trophy" of academics for NCAA student-athletes.
- Nebraska football has produced nine NCAA Top 10 Award winners, the most of any single team in NCAA history.
- Nebraska recorded an all-time high in the most recent NCAA Graduation Success Rate numbers released in October of 2019. Nebraska's all-sports GSR rate of 93 percent marked the seventh consecutive year the Huskers GSR rate had improved.
- The football team posted a program-record team grade-point average of 3.297 in the 2020 spring semester. Entering this fall, the team's 3.149 cumulative GPA was also the highest in program history.

**NEBRASKA FOOTBALL NCAA RECORDS**

**375**

CONSECUTIVE SELLOUTS

**108**

ACADEMIC ALL-AMERICANS

**50**

9-WIN SEASONS

CAREER STARTS - OFFENSE

PLAYER	'17	'18	'19	'20	ALL
Jaimes	9	12	12	2	35
M. Farniok	4	12	12	2	30
Stoll	0	12	12	1	25
Martinez	-	11	10	2	23
Wilson	0	9	12	2	23
Falck	3&	9&	3&	2	17
Mills	7*	-	6	2	15
Warner	-	7	5	2	14
Jurgens	-	-	12	1	13
Hixson	-	0	12	-	12
Nouili	-	-	7#	-	7
Allen	-	0	5	1	6
Robinson	-	-	4	2	6
Benhart	-	-	0	2	2
Piper	-	-	0	1	1
Martin	-	1^	0	-	1

\*2016 at Georgia Tech; &-South Dakota  
#at Colorado State; ^at Michigan

CAREER STARTS - DEFENSE

PLAYER	'17	'18	'19	'20	ALL
Bootle	1	12	12	2	27
Stille	1	11	2	2	16
Dismuke	1	0	12	2	15
Miller	0	0	12	2	14
Taylor-Britt	-	0	10	1	11
Domann	-	2	6	2	10
Tannor	-	0	5	1	6
D. Williams	-	1	1	1	3
Daniels	-	0	1	1	2
Nelson	-	-	0	2	2
Honas	-	0	0	1	1
Clark	-	0	1	-	1
Reimer	-	-	0	1	1
Robinson	-	-	0	1	1
Rogers	-	0	0	1	1
Farmer	-	-	0	1	1
Newsome	-	-	0	1	1

CAREER STARTS - SPECIAL TEAMS

PLAYER	'17	'18	'19	'20	ALL
Culp	10*	-	-	2	12
Przystup	-	3#	-	2	5
McCallum	-	-	4	-	4

\*at LSU; #at Michigan State

CONSECUTIVE STARTS (MIN. 15)

PLAYER, POSITION	STARTS
Brenden Jaimes, OT	35
Dicaprio Bootle, CB	26
Matt Farniok, OG	26
Boe Wilson, OG	23

2020 NEBRASKA SEASON NOTEBOOK

HUSKERS HONOR FLIPPIN

• Nebraska is wearing a helmet decal this year in honor of George Flippin. Flippin, who lettered from 1892-94, was NU's first African-American player. He was elected a captain for the 1895 season, but did not participate in that year. Flippin went on to practice medicine in Stromsburg, Neb.

SCHEDULE NOTES

• Nebraska was scheduled to play more than half of its schedule against top-15 teams from a year ago, facing a top-15 team in five of its eight scheduled games.

2019 TOP-15 TEAMS ON SCHEDULE

GM	DATE	OPPONENT	RANK
1	Oct. 24	at Ohio St.	3rd
2	Oct. 31	Wisconsin	11th
4	Nov. 14	Penn St.	9th
7	Nov. 27	at Iowa	15th
9	Dec. 12	Minnesota	10th

• Nebraska and Arkansas are the only teams in the country that were scheduled to play more than four top-15 opponents from a season ago. Arkansas faces five 2019 top-15 opponents in 10 games, while Nebraska faces five top-15 opponents in its eight scheduled games.

• The Huskers' original 12-game schedule was altered to become a 10-game conference-only schedule on Aug. 5. Six days later on Aug. 11, the Big Ten Conference postponed the season. The Big Ten then announced a nine-game conference-only slate on Sept. 16.

• With a nine-game schedule, now reduced to eight games, Nebraska is set to play its fewest regular-season games since an eight-game slate in 1944. Nebraska also opened the season on its latest date (Oct. 24) since 1892.

COACHING STAFF NOTES

• **Scott Frost** is in his fifth season as a head coach. Frost is one of four former Husker players to return to the Nebraska sideline as head coach, and he is one of 17 FBS head coaches coaching at his alma mater in 2020.

• Nebraska's staff also includes former Huskers **Greg Austin** (2003-06), **Ryan Held** (1993-96) and **Barrett Ruud** (2001-04).

• Frost is one of only four FBS head coaches to win a national title as a player. Both Frost (1995 & 1997) and Ryan Held (1994 & 1995) were two-time national champions as players at Nebraska.

• Frost and seven of his 10 assistant coaches are in their fifth consecutive season working together, including two seasons at UCF.

• There are two new addition to the staff in 2020. **Matt Lubick** is in his first season as the Huskers' offensive coordinator and wide receivers coach. **Mike Dawson**, who spent the 2016 and 2017 seasons on Frost's UCF staff and the 2018 season on Frost's Nebraska staff, returns to Lincoln to coach the outside linebackers.

• Frost was the consensus choice as the 2017 national coach of the year, while offensive coordinator **Matt Lubick** was a finalist for AFCA Assistant Coach of the Year in 2012. Defensive coordinator **Erik Chinander** was a nominee for the 2016 Broyles Award and quarterbacks coach **Mario Verduzco** was a Broyles Award nominee in 2018.

ROSTER NOTES

• Nebraska's roster features 154 players. NU is believed to have the largest roster of any non-service academy in the country.

• The roster features players from 27 states, including 64 homegrown Huskers. Besides Nebraska, the states with at least five players on the roster are: Florida (10), Georgia (8), Iowa (8), Texas (7), Colorado (6), Arizona (5) and Oklahoma (5).

• The roster also features three players from foreign countries in **Daniel Cerni** (Australia), **Barron Miles Jr.** (Canada) and **Nouredin Nouili** (Germany).

• The roster features 53 newcomers, including 39 true freshmen and 14 transfers. NU added five FBS transfers - four from Power Five teams - one FCS transfer and eight junior college transfers.

• More than two-thirds of the Husker roster is underclassmen, as 109 of the 154 players are either freshmen or sophomores (71 percent).

• Nebraska has 79 freshmen on its roster, more than the sophomore, junior and senior classes combined. Fifty-one percent of NU's roster is freshmen, the second straight season freshmen have made up more than half of the roster.

• Nebraska has four sets of brothers on its 2020 roster (**Brant & Brig Banks**; **Ian & Nate Boerkircher**; **Matt & Will Farniok**; **Connor & Corbin Ruth**). The four sets of brothers ties for the second-most brothers on any FBS roster.

• The Husker team captains are seniors **Dicaprio Bootle**, **Matt Farniok** and **Collin Miller** and juniors **Adrian Martinez** and **Kade Warner**. Farniok and Martinez are serving as captains for the second straight season.

ACADEMIC NOTES

• A total of 11 Huskers are playing the 2020 season as graduates, including 10 of 18 seniors.

HUSKERS WHO HAVE EARNED DEGREES

- » Dicaprio Bootle
- » Jared Bubak
- » Connor Culp
- » Damian Daniels
- » JoJo Domann
- » Matt Farniok
- » Levi Falck
- » Christian Gaylord
- » Ben Stille
- » Jack Stoll
- » Deontai Williams

• Six more Huskers are on track to graduate in December. If that happens, 15 members of the 18-player senior class - and two juniors - will have earned their degrees before season's end.

• Nebraska posted a 3.297 team GPA in the 2020 spring semester, the highest team GPA in program history. NU also entered this semester with a 3.149 cumulative team grade-point average, the highest in program history.

**COACHING LEDGER**

**NEBRASKA (2018-PRESENT)**

- Head Coach (9-17 Record)

**UCF (2016-17)**

- Head Coach (19-7 Record)

**OREGON (2009-15)**

- Offensive Coordinator (2013-15)
- Assistant Coach (WR) (2009-12)

**NORTHERN IOWA (2007-08)**

- Co-Defensive Coordinator (2008)
- Assistant Coach (LB) (2007)

**KANSAS STATE (2006)**

- Graduate Assistant

**NEBRASKA (2002)**

- Graduate Assistant

**YEARLY TEAM RECORDS**

YEAR	TEAM (ROLE)	RECORD
2007	Northern Iowa (AC)	12-1
2008	Northern Iowa (DC)	12-3
2009	Oregon (AC)	10-3
2010	Oregon (AC)	12-1
2011	Oregon (AC)	12-2
2012	Oregon (AC)	12-1
2013	Oregon (OC)	11-2
2014	Oregon (OC)	13-2
2015	Oregon (OC)	9-3
2016	UCF (HC)	6-7
2017	UCF (HC)	13-0
2018	Nebraska (HC)	4-8
2019	Nebraska (HC)	5-7
2020	Nebraska (HC)	0-2

**HEAD COACHING RECORD** 28-24  
**OVERALL RECORD** 131-42

**YEARLY TEAM RANKINGS**

YEAR	TEAM (ROLE)	RANK
2007	UNI (AC)	4th
2008	UNI (DC)	4th
2009	Oregon (AC)	11th
2010	Oregon (AC)	3rd
2011	Oregon (AC)	4th
2012	Oregon (AC)	2nd
2013	Oregon (OC)	9th
2014	Oregon (OC)	2nd
2015	Oregon (OC)	14th
2016	UCF (HC)	NR
2017	UCF (HC)	6th
2018	Nebraska (HC)	NR
2019	Nebraska (HC)	NR

**CONFERENCE TITLES (7)**

YEAR	TEAM	CONFERENCE
2007	UNI (AC)	Gateway
2008	UNI (DC)	Missouri Valley
2009	Oregon (AC)	Pac-10
2010	Oregon (AC)	Pac-10
2011	Oregon (AC)	Pac-12
2014	Oregon (OC)	Pac-12
2017	UCF (HC)	American

**PLAYING LEDGER**

**NATIONAL FOOTBALL LEAGUE**

- 3rd-Round Pick in 1998 NFL Draft
- 6-Year NFL Career at Safety

**COLLEGE (NEBRASKA & STANFORD)**

- 1995 & 1997 National Champion at Nebraska
- 24-2 Record as Starting Quarterback
- 1996 Big 12 Newcomer of the Year
- Stanford Two-Way Starter (QB & S; 1993-94)

**HEAD COACH SCOTT FROST**



**HISTORIC TURNAROUND AT UCF**

At UCF, Frost produced the greatest two-year turnaround in college football history, inheriting an 0-12 team and leading the Knights to a 13-0 record just two years later.

- In his first season in 2016, Frost made history as the only first-time head coach in FBS history to make a bowl game with a team that was winless the previous season.
- UCF tied for the national lead with a six-win improvement from the 2015 to 2016 season. The Knights then ranked third nationally after improving by seven wins from the 2016 to 2017 season.
- The Knights' seven-win improvement from 2016 to 2017 ranked 11th in NCAA history and marked just the second time ever a bowl team improved by more than six wins the next season.
- UCF was the American Athletic Conference and Peach Bowl champions and was the only FBS team to go undefeated in 2017.
- Frost called UCF's plays, orchestrating the greatest two-year offensive turnaround in NCAA history. The Knights went from last to fifth in total offense, improving their output by more than 260 yards per game. UCF also went from third-to-last to first in scoring offense, improving by nearly 35 points per game.

**13-0 AS A PLAYER & COACH**

In his second year as a head coach, Scott Frost guided UCF to a 13-0 record in 2017, when the Knights were the nation's only undefeated team.

- Frost became the fourth coach in FBS history to post a 13-0 record or better in either his first or second season as a head coach. Among that quartet, Frost is the only coach who inherited a team that won fewer than five games, as UCF went 0-12 the year before Frost's arrival.
- Frost is one of only seven active FBS head coaches who has posted a 13-0 season or better, joining Jimbo Fisher, Ed Orgeron, Gary Patterson, Nick Saban, Dabo Swinney and Kyle Whittingham.
- Frost also led Nebraska to a 13-0 record and a national title as the Huskers' starting quarterback in 1997. Frost was the first person in NCAA history to be part of a 13-0 season as both a player and a head coach.

**NATIONAL COACH OF THE YEAR**

Frost was the consensus choice as the 2017 national coach of the year, earning the honor from at least eight different organizations.

- Frost won the 2017 Paul "Bear" Bryant Award as the national coach of the year. He joined Chris Petersen (2006 & 2009, Boise State) as the only coaches in the 32-year history of the award to win the honor while coaching a team outside of a Power Five Conference.
- Frost was also the AP Coach of the Year, becoming the sixth coach to win the award in his first or second season as a head coach.

**FROST A TOP OFFENSIVE COACH**

For each of the last 12 years, Scott Frost has either been an offensive assistant, offensive coordinator or head coach who calls the offensive plays. During that time, he has consistently proven to be one of the nation's finest offensive coaches.

- In 11 previous seasons coaching offense, Frost has worked with eight units that finished in the top 10 nationally in scoring, including seven that ranked in the top five.
- Frost has also been a part of seven teams that ranked in the top 10 nationally in total offense the past 11 seasons.

**FROST A PROVEN WINNER**

Frost is a proven winner. In his 14-year full-time coaching career, Frost's teams have combined for a 131-42 record.

- Frost teams have averaged more than 10 wins per season, including seven 12-win campaigns.
- He has won seven conference titles in 13 years.
- Frost has coached in two national title games and his teams have finished with a top-10 ranking eight times in the past 13 years.
- In two seasons as UCF's head coach, the Knights were the nation's most improved team in 2016 and were the only FBS team to go undefeated in 2017.
- As a Husker quarterback, Frost was a two-time national champion who helped NU to a 36-2 record, including a 24-2 mark as a starter.
- Frost is one of four active head coaches who won a national title as a player and is the only coach who won multiple national titles.

# NEBRASKA ASSISTANT COACHES



**MATT LUBICK**  
**OFFENSIVE COORDINATOR**  
**WIDE RECEIVERS**

- 1st Season at Nebraska
- 25th Career Season
- 4th Year as an Offensive Coord.

Lubick has coached in the ACC, Big Ten and Pac-12, serving as offensive coordinator at Oregon, Washington and Nebraska. In his past six seasons, Lubick has worked with four top-25 scoring offenses. In each of his three seasons as a coordinator, Lubick's teams have ranked in the top 25 nationally in completion percentage. The 2012 National Wide Receivers Coach of the Year, Lubick coached two of the 10 all-time leading receivers at Washington.



**GREG AUSTIN**  
**OFFENSIVE LINE**  
**RUN GAME COORDINATOR**

- 3rd Season at Nebraska
- 11th Career Season
- 2 Years of NFL Experience

A former All-Big 12 Husker offensive lineman, Austin has coached the offensive line at the Power Five (Oregon, Nebraska) and NFL (Philadelphia) levels. His lines have paved the way for a top-25 offense at each of his three collegiate stops (Oregon, UCF and Nebraska).



**SEAN BECKTON**  
**TIGHT ENDS**

- 3rd Season at Nebraska
- 25th Career Season
- 22 Years of Collegiate Experience

Beckton is a veteran coach who has developed NFL draft picks at three different positions: cornerback, wide receiver and tight end. Husker tight ends set career highs in every category in 2018 and topped those marks in nearly every area in 2019.



**RYAN HELD**  
**RUNNING BACKS**  
**RECRUITING COORDINATOR**

- 3rd Season at Nebraska
- 21st Career Season
- 13 Years as a Head Coach

Held won two national titles as a player at Nebraska, and he has won two national titles as a coach (Nebraska & Tennessee). He has coached a running back who has ranked in the top 15 nationally in yards per carry two of the last three seasons.



**MARIO VERDUZCO**  
**QUARTERBACKS**

- 3rd Season at Nebraska
- 44th Career Season
- 34 Years of Collegiate Experience

Verduzco was a nominee for assistant coach of the year in 2018 after Adrian Martinez was the second true freshman in NCAA history to average 200 yards passing and 50 yards rushing per game. In 2017, UCF's McKenzie Milton was second nationally in pass efficiency.



**ERIK CHINANDER**  
**DEFENSIVE COORDINATOR**

- 3rd Season at Nebraska
- 18th Career Season
- 5th Year as an Defensive Coord.

Chinander boasts NFL coaching experience and has coached in two FBS national title games and one FCS Championship Game. He earned a nomination for the Broyles Award at UCF in 2016, when his defense was the primary reason the Knights qualified for a bowl game one year after a winless campaign. The defense then preserved UCF's perfect season in 2017 with a pair of game-clinching interceptions in the conference title game and the Peach Bowl.



**MIKE DAWSON**  
**OUTSIDE LINEBACKERS**

- 1st Season at NU (2nd Overall)
- 22nd Career Season
- 4 Years of NFL Experience

Dawson boasts four years of NFL coaching experience, and he also has experience as a collegiate defensive coordinator. Dawson has experience coaching both defensive linemen and outside linebackers at the Power Five level and in the NFL.



**TRAVIS FISHER**  
**DEFENSIVE BACKS**

- 3rd Season at Nebraska
- 8th Career Season

Fisher is a rising star following a nine-year NFL career. He has coached eight all-conference defensive backs in the last four years, and three of NU's secondary starters were All-Big Ten in 2019. Fisher's units have ranked in the top 25 in interceptions twice in the last four years.



**BARRETT RUUD**  
**INSIDE LINEBACKERS**

- 3rd Season at Nebraska
- 6th Career Season

Mohamed Barry totaled more than 200 tackles in his two seasons under Ruud, earning All-Big Ten honors both years. Ruud is Nebraska's all-time leading tackler, and he posted four consecutive 100-tackle seasons for the Tampa Bay Bucs as part of his eight-year NFL career.



**TONY TUIOTI**  
**DEFENSIVE LINE**

- 2nd Season at Nebraska
- 18th Career Season
- 2 Years of NFL Experience

Tuioti has NFL experience as a defensive line coach and has coached at two of the seven winningest programs in NCAA history. All three of his 2019 starting defensive linemen are on NFL rosters this season, with two of those three being selected in the 2020 NFL Draft.

## GAME DAY COACHING SPOTS

### SIDELINES

- Scott Frost, Head Coach
- Greg Austin, Defensive Line
- Sean Beckton, Tight Ends
- Travis Fisher, Defensive Backs
- Ryan Held, Running Backs
- Barrett Ruud, Inside Linebackers
- Tony Tuioti, Defensive Line

### COACHES BOOTH

- Erik Chinander, Defensive Coordinator
- Mike Dawson, Outside Linebackers
- Matt Lubick, Offensive Coordinator/WRs
- Mario Verduzco, Quarterbacks

## NEBRASKA SUPPORT STAFF

### STRENGTH COACHES

- Zach Duval, Head Strength Coach
- Jasen Carlson, Assistant Strength Coach
- Dan Millington, Assistant Strength Coach
- Andrew Strop, Assistant Strength Coach

### FOOTBALL ADMINISTRATION

- Gerrod Lambrecht, Chief of Staff
- Matt Davison, Associate A.D. - Football
- Andrew Sims, Assoc. Dir. of Football Oper.
- Joni Duff, Football Administrative Assistant

### ANALYSTS & QUALITY CONTROL

- Jonathan Rutledge, Senior Special Teams Analyst
- Frank Verducci, Senior Offensive Analyst
- Mike Cassano, Offensive Analyst
- Bobby Maffei, Defensive Analyst
- Bill McGovern, Defensive Analyst
- Steve Cooper, Offensive Quality Control
- Steve Demeo, Assistant Quality Control
- Sean Beckton Jr., Develop. Perf. Quality Control

### PLAYER PERSONNEL & RECRUITING

- Sean Dillon, Director of Player Personnel
- Ryan Callaghan, Asst. Dir. of Player Personnel
- Ron Brown, Director of Player Development
- Kenny Wilhite, Director of High School Relations
- Trent Mossbrucker, Dir. of Recruiting & Admin.

### GRADUATE ASSISTANTS

- Demeitre Brim
- David Parker
- Tony Washington Jr.

### FOOTBALL VIDEO & CREATIVE STAFF

- Matt Haron, Director of Video Technology
- Orah Garst, Dir. of Creative & Engagement
- CJ Campbell, Director of Graphic Design

### OTHER STAFF

- Jay Terry, Assistant A.D. - Equipment Operations
- Mark Mayer, Head Football Athletic Trainer
- Jason Amadio, Assistant Athletic Trainer
- Drew Hamblin, Assistant Athletic Trainer
- Dave Ellis, Director of Performance Nutrition
- Brett Haskell, Director of Sport Psychology

# SCOUTING PENN STATE



Penn State was ranked No. 8 in the preseason poll but has gotten off to a slow start. The Nittany Lions are looking for their first win of the 2020 season after losing their first three games.

Most recently, the Nittany Lions fell to Maryland, 35-19. Penn State held Maryland to 70 yards with no offensive touchdowns in the second half, but was unable overcome a 28-7 halftime deficit.

Sean Clifford leads the PSU offense on the ground and in the air. The dual-threat quarterback is Penn State's top rusher with 52 carries for 150 yards and one touchdown. In the air, he is 69-for-155 with 859 yards and nine touchdowns. Clifford's top target is Jahan Dotson who has 21 catches for 361 yards and five touchdowns.

On the other side of the ball, Ellis Brooks has a team-high 23 tackles, which includes 3.5 tackles for a loss. Brandon Smith and Shaka Toney have 10 and eight tackles respectively, and each have a team-best 2.0 sacks on the season.

10/24	@ Indiana	L, 35-36
10/31	Ohio St.	L, 25-38
11/7	Maryland	L, 19-35
11/14	@ Nebraska	11 a.m.
11/21	Iowa	TBA
11/28	@ Michigan	TBA
12/5	@ Rutgers	TBA
12/12	Michigan St.	TBA

## HEAD COACH INFORMATION



**HEAD COACH**  
**JAMES FRANKLIN**

- 7th Season (56-26)
- 10th Career Season (80-41)

James Franklin, a 25-year football coaching veteran, enters his 10th season as a collegiate head coach. Franklin's career head coaching record is 80-41 and he is one of only four current FBS coaches to lead his team to a bowl game in each of his first nine seasons as a head coach. Franklin attributes his success on the field to the strength of his teams' dedication to four core values: positive attitude, great work ethic, compete in everything you do and must be willing to sacrifice.

Under Franklin's direction, Penn State has finished in the top 12 in the final College Football Playoff rankings four consecutive seasons, earned berths in three New Year's Six bowl games, with two wins, and won the 2016 Big Ten Championship. Franklin has guided the Nittany Lions to an 86 percent graduation success rate, a perfect single-year 1,000 APR for the 2018-19 school year and record-breaking performances in the classroom.

### JAMES FRANKLIN VS. NEBRASKA IN THE BIG TEN

DATE	LOCATION	SCORE
11/18/2017	State College	W, 56-44

## PENN STATE STATISTICAL LEADERS

RUSHING	ATT.	YDS	YPC	YPG	TD
Sean Clifford	52	150	2.9	50.0	1
Devyn Ford	37	141	3.8	47.0	1

PASSING	CMP-ATT-INT	PCT	YDS	YPG	TD
Sean Clifford	69-122-5	56.6	859	286.3	9

RECEIVING	ATT.	YDS	YPC	YPG	TD
Jahan Dotson	21	361	17.2	120.3	5
Pat Freiermuth	16	197	12.3	65.7	1
Parker Washington	14	155	11.1	51.7	3

PUNTING	NO.	YDS	AVG	LG	I20	50+
Jordan Stout	11	477	43.4	56	2	1

PUNT RET.	NO.	YDS	AVG	TD
Jahan Dotson	1	11	11.0	0

KICK RET.	NO.	YDS	AVG	TD
P. Washington	3	57	19.0	0
Devyn Ford	2	53	26.5	0

FIELD GOALS	FG-ATT	PCT	LG
Jake Pinegar	1-4	25.0	31
Jordan Stout	1-2	50.0	50

TACKLES	TACK	TFL	SCK
Ellis Brooks	23	3.5	0.0
Jayson Oweh	18	2.5	0.0
Jaquan Brisker	17	1.0	0.0
Jesse Luketa	15	0.0	0.0
PJ Mustipher	14	0.0	0.0

## PENN STATE INFORMATION

Penn State has 898 all-time wins, needing two victories to become the eighth program in college football history with 900 wins. The Nittany Lions were crowned national champions in 1982 and 1986, and PSU has produced 13 undefeated seasons in its history. After decades as an independent, Penn State joined the Big Ten Conference in 1993, and the Nittany Lions have won four Big Ten titles, most recently in 2016.

Penn State has also enjoyed success in bowl games. The Nittany Lions are one of only 10 teams in college football history to appear in 50 bowl games. Penn State is 30-18-2 all-time in bowl games, ranking fourth all-time in bowl victories. Individually, Penn State has produced one Heisman Trophy winner, as running back John Cappelletti won the award in 1973.

- **First Year:** 1887
- **All-Time Record:** 898-396-42
- **Bowl Games Record:** 30-18-2
- **Conference Titles:** 5
- **National Titles:** 2
- **Stadium:** Beaver Stadium
- **Capacity:** 106,572
- **Playing Surface:** Natural Grass
- **Location:** University Park, Pa.
- **Enrollment:** 40,363
- **Colors:** Blue & White



## STATISTICAL RANKING COMPARISON



NEB	NAT.	B1G	CATEGORY	B1G	NAT.	PSU
217.0	21st	2nd	Rushing Offense	10th	93rd	129.3
189.0	98th	11th	Passing Offense	5th	29th	286.3
406.0	63rd	8th	Total Offense	7th	53rd	415.7
15.0	116th	13th	Scoring Offense	11th	84th	26.3
181.5	79th	10th	Rushing Defense	4th	31st	124.0
222.5	48th	5th	Pass Defense	10th	87th	256.7
404.0	60th	8th	Total Defense	7th	45th	380.7
36.5	96th	11th	Scoring Defense	10th	95th	36.3
31%	111th	13th	3rd-Down Offense	5th	34th	46%
52%	111th	13th	3rd-Down Defense	12th	106th	50%
67%	110th	12th	Red Zone Offense	13th	119th	62%
89%	86th	10th	Red Zone Defense	6th	50th	82%
33.8	109th	12th	Net Punting	8th	51st	39.6
-1.5	123rd	14th	Punt Returns	5th	26th	11.0
16.8	116th	12th	Punt Return Defense	13th	120th	21.0
16.3	103rd	8th	Kickoff Returns	7th	102nd	16.4
16.7	22nd	6th	Kick Return Defense	1st	1st	0.0
8.5	108th	13th	Penalties	3rd	65th	6.3
72.5	103rd	12th	Penalty Yards	4th	50th	52.0
3	88th	8th	Turnovers Gained	12th	99th	2
4	32nd	5th	Turnovers Lost	12th	58th	7
-0.5	89th	10th	Turnover Margin	13th	116th	-1.67

# THE LAST TIME AN INDIVIDUAL...

## OFFENSE

### 100 YARDS RUSHING

**Nebraska:** Adrian Martinez (102), at Northwestern (Nov. 7, 2020)  
**Opponent:** Tyler Goodson (188), vs. Iowa (Nov. 29, 2019)

### 200 YARDS RUSHING

**Nebraska:** Ameer Abdullah (225), vs. Rutgers (Oct. 25, 2014)  
**Opponent:** Jonathan Taylor (204), vs. Wisconsin (Nov. 16, 2019)

### 300 YARDS RUSHING

**Nebraska:** Roy Helu Jr. (307), vs. Missouri (Oct. 30, 2010)  
**Opponent:** Melvin Gordon (408), at Wisconsin (Nov. 15, 2014)

### 4 RUSHING TOUCHDOWNS

**Nebraska:** Ameer Abdullah (4), at Northwestern (Oct. 18, 2014)  
**Opponent:** Melvin Gordon (4), at Wisconsin (Nov. 15, 2014)

### MORE THAN 4 RUSHING TOUCHDOWNS

**Nebraska:** Calvin Jones (6), at Kansas (Nov. 9, 1991)  
**Opponent:** Chris Brown (6), at Colorado (Nov. 23, 2001)

### 300 YARDS PASSING

**Nebraska:** Adrian Martinez (327), at Illinois (Sept. 21, 2019)  
**Opponent:** Peyton Ramsey (351), Indiana (Oct. 26, 2019)

### 400 YARDS PASSING

**Nebraska:** Tanner Lee, at Purdue (431), Oct. 28, 2017  
**Opponent:** Clayton Thorson (455), at Northwestern (Oct. 13, 2018)

### 500 YARDS PASSING

**Nebraska:** Joe Ganz (510), vs. Kansas State (Nov. 10, 2007)  
**Opponent:** Tim Rattay (590), Louisiana Tech (Aug. 29, 1998)

### 30 COMPLETIONS

**Nebraska:** Tanner Lee (32), at Purdue (Oct. 28, 2017)  
**Opponent:** Clayton Thorson (41), at Northwestern (Oct. 13, 2018)

### 40 COMPLETIONS

**Nebraska:** Never Happened  
**Opponent:** Clayton Thorson (41), at Northwestern (Oct. 13, 2018)

### 4 PASSING TOUCHDOWNS

**Nebraska:** Ryker Fyfe (4), at Purdue (Oct. 31, 2015)  
**Opponent:** J.T. Barrett (5), Ohio St. (Oct. 14, 2017)

### MORE THAN 4 PASSING TOUCHDOWNS

**Nebraska:** Joe Ganz (7), vs. Kansas St. (Nov. 10, 2007)  
**Opponent:** J.T. Barrett (5), Ohio State, Oct. 14, 2017

### TD PASS BY A NON-QUARTERBACK

**Nebraska:** De'Mornay Pierson-El (WR), at Northwestern (Oct. 18, 2014)  
**Opponent:** Tommy Saunders (WR), at Missouri (Oct. 6, 2007)

### 10 RECEPTIONS

**Nebraska:** Stanley Morgan Jr. (10), vs. Minnesota (Oct. 20, 2018)  
**Opponent:** Whop Philyor (14), vs. Indiana (Oct. 26, 2019)

### 100 RECEIVING YARDS

**Nebraska:** JD Spielman (104), at Maryland (Nov. 23, 2019)  
**Opponent:** Garrett Wilson (129) and Chris Olave (104),  
 at Ohio State (Oct. 24, 2020)

### 200 RECEIVING YARDS

**Nebraska:** JD Spielman (209), at Wisconsin (Oct. 6, 2018)  
**Opponent:** Flynn Nagel (220), at Northwestern (Oct. 13, 2018)

### 3 RECEIVING TOUCHDOWNS

**Nebraska:** Brandon Kinnie (3), at Oklahoma State (Oct. 23, 2010)  
**Opponent:** Dezmon Briscoe (3), at Kansas (Nov. 3, 2007)

### 500 TOTAL OFFENSE YARDS

**Nebraska:** Joe Ganz (521), at Colorado (Nov. 23, 2007)  
**Opponent:** Tim Rattay (568), Louisiana Tech (Aug. 29, 1998)

## LONG OFFENSIVE PLAYS

### 60-69 YARD RUN

**Nebraska:** Maurice Washington (60, TD), vs. No. Illinois (Sept. 14, 2019)  
**Opponent:** Reggie Corbin (66, TD), at Illinois (Sept. 21, 2019)

### 70-79 YARD RUN

**Nebraska:** Taylor Martinez (76, TD), vs. Wisconsin (Dec. 1, 2012)  
**Opponent:** Demry Croft (73-TD), at Minnesota (Nov. 11, 2017)

### 80-89 YARD RUN

**Nebraska:** Kenny Bell (82-TD), at Minnesota (Oct. 22, 2011)  
**Opponent:** Jonathan Taylor (88, TD), at Wisconsin (Oct. 6, 2018)

### 90-99 YARD RUN

**Nebraska:** Taylor Martinez (92, TD), at UCLA (Sept. 8, 2012)  
**Opponent:** Ell Roberson (91, TD), Kansas St. (Nov. 16, 2002)

### 60-69 YARD PASS

**Nebraska:** Martinez to Spielman (65, TD), at Colorado, (Sept. 7, 2019)  
**Opponent:** Morgan to Autman-Bell (69), Minnesota (Oct. 20, 2018)

### 70-79 YARD PASS

**Nebraska:** Martinez to Washington (75, TD), at Colorado (Sept. 7, 2019)  
**Opponent:** Beathard to McCarron (77, TD), at Iowa (Nov. 25, 2016)

### 80-89 YARD PASS

**Nebraska:** Lee to Morgan Jr. (80, TD), vs. Wisconsin (Oct. 7, 2017)  
**Opponent:** Blough to Yancey (88, TD), Purdue (Oct. 22, 2016)

### 90-99 YARD PASS

**Nebraska:** Armstrong Jr. to Enunwa (99, TD), vs. Georgia (Jan. 1, 2014)  
**Opponent:** Montez to Nixon (96, TD), at Colorado (Sept. 7, 2019)

## DEFENSE

### 15 TACKLES

**Nebraska:** Antonio Reed (15), at Minnesota (Nov. 11, 2017)  
**Opponent:** Kamal Martin (15), at Minnesota (Oct. 12, 2019)

### 20 TACKLES

**Nebraska:** Lee Kunz (23), at Oklahoma (Nov. 25, 1977)  
**Opponent:** Michael Boley (20), Southern Miss (Sept. 11, 2004)

### 3.0 OR MORE SACKS

**Nebraska:** Randy Gregory (3.0), at Michigan (Nov. 9, 2013)  
**Opponent:** Mustaf Johnson (3.0), at Colorado (Sept. 7, 2019)

### 5 OR MORE TFLs

**Nebraska:** Cianté Evans (5), vs. Northwestern (Nov. 2, 2013)  
**Opponent:** A.J. Epenesa (5), at Nebraska (Nov. 29, 2019)

### 5 PASS BREAKUPS

**Nebraska:** Dicaprio Bootle (5), at Michigan (Sept. 22, 2018)  
**Opponent:** Never Happened

### 2 INTERCEPTIONS

**Nebraska:** Myles Farmer (2), at Northwestern (Nov. 7, 2020)  
**Opponent:** Jeff Okudah (2), vs. Ohio State (Sept. 28, 2019)

### MORE THAN 2 INTERCEPTIONS

**Nebraska:** Matt O'Hanlon (3), vs. Oklahoma (Nov. 7, 2009)  
**Opponent:** Anthony Brown (3), at Purdue (Oct. 31, 2015)

### RETURNED AN INTERCEPTION FOR A TOUCHDOWN

**Nebraska:** Cam Taylor-Britt (38 yds), vs. Iowa (Nov. 29, 2019)  
**Opponent:** Chris Orr (78 yds), Wisconsin (Oct. 7, 2017)

### RETURNED A FUMBLE FOR A TOUCHDOWN

**Nebraska:** Alex Davis (0 yds) vs. South Alabama (Aug. 31, 2019)  
**Opponent:** Sevyn Banks (55 yards) at Ohio State (Oct. 24, 2020)

**SPECIAL TEAMS****PUNT RETURN TOUCHDOWN**

**Nebraska:** JD Spielman (76 yds), vs. South Alabama (Aug. 31, 2019)  
**Opponent:** Donovan Peoples-Jones (60), at Michigan (Sept. 22, 2018)

**KICKOFF RETURN TOUCHDOWN**

**Nebraska:** JD Spielman (99 yds), vs. Arkansas St. (Sept. 2, 2017)  
**Opponent:** Ihmir Smith-Marsette (99 yds), vs. Nebraska (Nov. 29, 2019)

**BLOCKED PUNT**

**Nebraska:** Eli Sullivan (1) and Eric Lee Jr. (1), at Purdue (Nov. 2, 2019)  
**Opponent:** Keandre Jones (1), Ohio St. (Nov. 3, 2018)

**BLOCKED PUNT RETURNED FOR TOUCHDOWN**

**Nebraska:** Justin Blatchford (25 yds), at Baylor (Oct. 31, 2009)  
**Opponent:** Darren Rus (20 yds), Kansas (Nov. 5, 2005)

**BLOCKED PUNT FOR A SAFETY**

**Nebraska:** Marquel Dismuke (1) vs. Illinois (Nov. 10, 2018)  
**Opponent:** Keandre Jones (1), Ohio St. (Nov. 3, 2018)

**BLOCKED FIELD GOAL**

**Nebraska:** Randy Gregory (1) vs. Minnesota (Nov. 22, 2014)  
**Opponent:** Jalen McKie (1) & Antonio Jones-Davis, No. Ill. (Sept. 14, 2019)

**BLOCKED FG RETURNED FOR TOUCHDOWN**

**Nebraska:** Nathan Gerry (85 yds) vs. Minnesota (Nov. 22, 2014)  
**Opponent:** Never Happened

**THE LAST TIME A TEAM...****OFFENSE****300 YARDS RUSHING**

**Nebraska:** at Maryland, Nov. 23, 2019 (305)  
**Opponent:** vs. Wisconsin, Nov. 16, 2019 (320)

**400 YARDS RUSHING**

**Nebraska:** vs. Illinois, Sept. 27, 2014 (458)  
**Opponent:** at Minnesota, Nov. 11, 2017 (409)

**500 YARDS RUSHING**

**Nebraska:** at Baylor, Oct. 13, 2001 (641)  
**Opponent:** at Wisconsin, Nov. 15, 2014 (581)

**300 YARDS PASSING**

**Nebraska:** at Illinois, Sept. 21, 2019 (327)  
**Opponent:** at Purdue, Nov. 2, 2019 (304)

**400 YARDS PASSING**

**Nebraska:** at Wisconsin, Oct. 6, 2018 (407)  
**Opponent:** at Northwestern, Oct. 13, 2018 (455)

**500 YARDS PASSING**

**Nebraska:** vs. Kansas State, Nov. 10, 2007 (519)  
**Opponent:** Louisiana Tech, Aug. 29, 1998 (590)

**600 YARDS OF OFFENSE**

**Nebraska:** at Illinois, Sept. 21, 2019 (673)  
**Opponent:** at Penn State, Nov. 18, 2017 (609)

**700 YARDS OF OFFENSE**

**Nebraska:** vs. Florida Atlantic, Aug. 30, 2014 (784 yards)  
**Opponent:** Never accomplished

**50 POINTS**

**Nebraska:** at Maryland, Nov. 23, 2019 (Nebraska won 54-7)  
**Opponent:** Ohio State, Oct. 24, 2020 (Ohio State won 52-17)

**60 POINTS**

**Nebraska:** vs. Idaho State, Sept. 22, 2012 (Nebraska won, 73-7)  
**Opponent:** at Ohio State, Nov. 5, 2016 (Ohio State won 62-3)

**TWO 100-YARD RUSHERS**

**Nebraska:** vs. Minnesota, Oct. 20, 2018 (Ozigbo, Martinez, Washington)  
**Opponent:** at Minnesota, Nov. 11, 2017 (Croft, Smith)

**THREE 100-YARD RUSHERS**

**Nebraska:** vs. Minnesota, Oct. 20, 2018 (Ozigbo, Martinez, Washington)  
**Opponent:** Wisconsin, Dec. 1, 2012 (Gordon, Ball, White)

**TWO 100-YARD RECEIVERS**

**Nebraska:** at Colorado, Sept. 7, 2019 (Washington, Spielman)  
**Opponent:** Ohio State, Oct. 24, 2020 (Wilson, Olave)

**DEFENSE****POSTED A SHUTOUT**

**Nebraska:** vs. Arizona, Dec. 30, 2009 (33-0)  
**Opponent:** Arizona State, Sept. 21, 1996 (19-0)

**RECORDED A DEFENSIVE SAFETY**

**Nebraska:** vs. Arizona, Dec. 30, 2009 (33-0)  
**Opponent:** Northern Illinois, Sept. 14, 2019 (44-8)

**2 DEFENSIVE TOUCHDOWNS**

**Nebraska:** vs. South Alabama, Aug. 31, 2019 (1 IR, 1 fumble return)  
**Opponent:** Northern Illinois, Sept. 16, 2017 (2 interception returns)

**4 INTERCEPTIONS**

**Nebraska:** vs. Wyoming, Sept. 10, 2016 (5)  
**Opponent:** Oregon, Sept. 9, 2017 (4)

**15 TFLs**

**Nebraska:** at Michigan, Nov. 9, 2013 (16)  
**Opponent:** vs. Oklahoma, Dec. 4, 2010 (17)

**7 OR MORE SACKS**

**Nebraska:** vs. Colorado, Sept. 8, 2018 (7)  
**Opponent:** vs. Oklahoma, Dec. 4, 2010 (7)

**15 PASS BREAKUPS**

**Nebraska:** Kansas, Oct. 2, 2004 (17)  
**Opponent:** Never Happened

**MISCELLANEOUS****SAFETY OF ANY KIND**

**Nebraska:** Blocked Punt vs. Illinois (Nov. 10, 2018)  
**Opponent:** Tackle for Loss, vs. Northern Illinois (Sept. 14, 2019)

**WAS NOT PENALIZED**

**Nebraska:** vs. Maine, Sept. 3, 2005  
**Opponent:** Iowa, Sept. 4, 1999

**OVERCAME A HALFTIME DEFICIT TO WIN**

**Nebraska:** at Illinois, Sept. 21, 2019 (trailed, 21-14, won 42-38)  
**Opponent:** Indiana, Oct. 26, 2019 (trailed, 21-16, won 38-31)

**WON WHEN TRAILING AFTER 3 QUARTERS**

**Nebraska:** at Illinois, Sept. 21, 2019 (trailed 35-27, won 42-38)  
**Opponent:** Colorado, Sept. 7, 2019 (trailed, 17-7, won 34-31 in OT)

**OVERTIME GAME**

at Colorado, Sept. 7, 2019 (Colorado won 34-31)

**NEBRASKA OVERTIME WIN**

at Iowa, Nov. 28, 2014 (Nebraska won 37-34)



NUMERICAL ROSTER

NO.	NAME	POS.
0	Ronald Delancy III	CB
1	Wan'Dale Robinson	WR
2	Adrian Martinez	QB
2	Caleb Tannor	OLB
3	Will Honas	ILB
3	Jamie Nance	WR
4	Alante Brown	WR
4	Keem Green	DL
5	Omar Manning	WR
5	Cam Taylor-Britt	CB
6	Marcus Fleming	WR
6	Quinton Newsome	CB
7	Dicaprio Bootle	CB
7	Luke McCaffrey	QB
8	Logan Smothers	QB
8	Deontai Williams	S
9	Marquel Dismuke	S
10	Jackson Hannah	ILB
10	Demariyon Houston	WR
11	Austin Allen	TE
11	Braxton Clark	CB
12	Tamon Lynum	CB
12	Will Nixon	WR
13	JoJo Domann	OLB
14	Rahmir Johnson	RB
14	Brayden Miller	QB
15	Zavier Betts	WR
16	Nadab Joseph	CB
17	Ty Hahn	WR
18	Myles Farmer	S
18	Matt Masker	QB
19	Barron Miles Jr.	WR
21	Noa Pola-Gates	S
22	Cooper Jewett	RB
22	Eteva Mauga-Clements	ILB
23	Isaac Gifford	S
23	Jaquez Yant	RB
24	Blaise Gunnerson	OLB
24	Marvin Scott III	RB
25	Zach Schlager	ILB
25	Ronald Thompkins	RB
26	Dedrick Mills	RB
28	Sevion Morrison	RB
28	Luke Reimer	ILB
29	Bennett Folkers	WR
29	Ashton Hausmann	DB
30	Sami Khawja	P
31	Collin Miller	ILB
31	Zach Weinmaster	RB
32	Niko Cooper	OLB
32	Ryan Novosel	PK
33	Connor Culp	PK
33	Javin Wright	S
34	Simon Otte	OLB
34	Beau Psenick	RB
35	Jimari Butler	OLB
35	Trevin Luben	RB
36	Christian Banker	WR
36	Chase Contreras	PK
37	Isaiah Harris	RB
37	Phalen Sanford	CB
38	Brody Belt	WR
38	Damian Jackson	OLB
39	Bradley Bunner	CB
39	Garrett Hustedt	ILB
40	Daniel Cerni	P
40	Darius Moore	DB
40	Brian Perez	TE
41	Elliott Brown	WR
41	Garrett Snodgrass	ILB
42	Broc Douglass	WR
42	Nick Henrich	OLB
43	Mason Nieman	S
43	Connor Ruth	RB
44	Garrett Nelson	OLB
45	David Alston	OLB
45	Ty Chaffin	WR

2020 NEBRASKA FOOTBALL ROSTER

NO.	NAME	POS.	HT.	WT.	YR.	HOMETOWN (HIGH SCHOOL/COLLEGE)
84	Algarin, Matthias	WR	6-0	170	Fr.	Pierz, Minn. (Pierz)
11	<b>** Allen, Austin</b>	<b>TE</b>	<b>6-8</b>	<b>260</b>	<b>Jr.</b>	<b>Aurora, Neb. (Aurora)</b>
45	Alston, David	OLB	6-4	235	So.	Saint Paul, Minn. (Woodbury)
72	Anderson, Matthew	OL	6-6	255	RFr.	Leesville, La. (Leesville)
50	Archer, Jake	ILB	6-0	215	So.	Omaha, Neb. (Skutt Catholic)
73	<b>* Bando, Broc</b>	<b>OL</b>	<b>6-5</b>	<b>315</b>	<b>Jr.</b>	<b>Lincoln, Neb. (IMG Academy [Fla.])</b>
36	Banker, Christian	WR	6-0	190	Jr.	Omaha, Neb. (Skutt Catholic)
74	Banks, Brant	OL	6-7	305	RFr.	Houston, Texas (Westbury Christian)
55	Banks, Brig	LS	6-3	245	Jr.	Houston, Texas (St. Thomas HS/Henderson State)
66	Bayless, Bladen	OL	6-3	260	Fr.	Beatrice, Neb. (Beatrice)
38	<b>* Belt, Brody</b>	<b>WR</b>	<b>5-8</b>	<b>185</b>	<b>So.</b>	<b>Omaha, Neb. (Millard West)</b>
54	Benhart, Bryce	OL	6-9	330	RFr.	Lakeville, Minn. (Lakeville North)
15	Betts, Zavier	WR	6-2	200	Fr.	Bellevue, Neb. (West)
96	Black, Marquis	DL	6-4	310	Fr.	McDonough, Ga. (Eagle's Landing Christian Academy)
59	Boerkircher, Ian	OL	6-6	275	So.	Aurora, Neb. (Aurora/Nebraska-Kearney)
49	Boerkircher, Nate	TE	6-4	220	Fr.	Aurora, Neb. (Aurora)
7	<b>*** Bootle, Dicaprio</b>	<b>CB</b>	<b>5-10</b>	<b>195</b>	<b>Sr.</b>	<b>Miami, Fla. (Southridge)</b>
73	Brannen, Baylor	DL	6-4	260	Fr.	Omaha, Neb. (Millard West)
4	Brown, Alante	WR	5-11	190	Fr.	Chicago, Ill. (Simeon/St. Thomas More [Conn.] Prep)
41	Brown, Elliott	WR	6-1	180	Fr.	Omaha, Neb. (Elkhorn South)
80	Bubak, Jared	TE	6-5	245	Sr.	Lincoln, Neb. (Christian/Arizona State)
85	Bullock, John	CB	6-1	215	RFr.	Omaha, Neb. (Creighton Prep)
39	Bunner, Bradley	OLB	6-0	190	Jr.	Clarkson, Neb. (Clarkson)
35	Butler, Jimari	OLB	6-5	230	Fr.	Mobile, Ala. (Murphy)
58	Cassidy, Chris	ILB	6-1	225	So.	Lincoln, Neb. (Pius X)
40	Cerni, Daniel	P	6-4	220	Fr.	Canberry, Australia (Prokick Australia)
45	Chaffin, Ty	WR	6-5	215	Sr.	Burwell, Neb. (Burwell)
11	<b>* Clark, Braxton</b>	<b>CB</b>	<b>6-4</b>	<b>210</b>	<b>So.</b>	<b>Orlando, Fla. (Dr. Phillips)</b>
79	Conn, Alex	OL	6-6	300	Fr.	Derby, Kan. (Derby)
36	Contreras, Chase	PK	6-1	180	So.	Missouri Valley, Iowa (Missouri Valley/Iowa Western CC)
32	Cooper, Niko	OLB	6-5	225	So.	Memphis, Tenn. (Douglas/Hutchinson [Kan.] CC)
69	Corcoran, Turner	OL	6-6	300	Fr.	Lawrence, Kan. (Free State)
96	Crawford, Tyler	PK	5-10	175	Fr.	Broken Arrow, Okla. (Broken Arrow)
33	Culp, Connor	PK	5-10	190	Sr.	Phoenix, Ariz. (Desert Vista/LSU)
93	<b>** Daniels, Damion</b>	<b>DL</b>	<b>6-3</b>	<b>335</b>	<b>Jr.</b>	<b>Dallas, Texas (Bishop Dunne)</b>
0	Delancy III, Ronald	CB	5-11	185	Fr.	Miami, Fla. (Northwestern)
95	Detlefsen, Grant	P	6-3	210	RFr.	Lincoln, Neb. (Southeast)
9	<b>*** Dismuke, Marquel</b>	<b>S</b>	<b>6-2</b>	<b>215</b>	<b>Sr.</b>	<b>Compton, Calif. (Calabasas)</b>
13	<b>*** Domann, JoJo</b>	<b>OLB</b>	<b>6-1</b>	<b>230</b>	<b>Sr.</b>	<b>Colorado Springs, Colo. (Pine Creek)</b>
42	Douglass, Broc	WR	6-0	160	Fr.	Grand Island, Neb. (Grand Island)
88	Falck, Levi	WR	6-2	205	Sr.	Circle Pines, Minn. (Centennial/South Dakota)
18	<b>* Farmer, Myles</b>	<b>S</b>	<b>6-3</b>	<b>205</b>	<b>RFr.</b>	<b>Atlanta, Ga. (Westlake)</b>
71	<b>*** Farniok, Matt</b>	<b>OL</b>	<b>6-6</b>	<b>330</b>	<b>Sr.</b>	<b>Sioux Falls, S.D. (Washington)</b>
68	Farniok, Will	OL	6-3	295	So.	Sioux Falls, S.D. (Washington)
82	Feist, Colton	DL	6-2	280	So.	Yutan, Neb. (Yutan)
6	Fleming, Marcus	WR	5-10	170	Fr.	Miami, Fla. (Northwestern)
29	Folkers, Bennett	WR	6-2	205	So.	Gothenburg, Neb. (Gothenburg)
78	Fritzsche, Jimmy	OL	6-7	290	RFr.	Greenville, S.C. (Greenville)
65	<b>*** Gaylord, Christian</b>	<b>OL</b>	<b>6-6</b>	<b>310</b>	<b>Sr.</b>	<b>Baldwin City, Kan. (Baldwin City)</b>
23	Gifford, Isaac	S	6-1	205	Fr.	Lincoln, Neb. (Southeast)
46	Goodwin, John	TE	6-2	255	RFr.	Lincoln, Neb. (Lincoln High)
89	Graham, Jamin	DL	6-4	245	RFr.	Attalla, Ala. (Etowah)
4	Green, Keem	DL	6-5	320	Jr.	Sumter, S.C. (Sumter/Highlands [Kan.] CC)
24	Gunnerson, Blaise	OLB	6-6	245	Fr.	Carroll, Iowa (Kuemper Catholic)
47	Guzman, Tyson	S	6-3	210	RFr.	Omaha, Neb. (Westside)
17	Hahn, Ty	WR	6-2	195	Fr.	Johnson, Neb. (Johnson-Brock)
10	Hannah, Jackson	ILB	6-3	220	RFr.	Nashville, Tenn. (Montgomery Bell Academy)
37	Harris, Isaiah	RB	5-9	190	Fr.	Omaha, Neb. (Millard South)
29	Hausmann, Ashton	DB	6-0	205	Fr.	Roca, Neb. (Norris)
93	Heins, Gabe	PK	6-0	185	RFr.	Kearney, Neb. (Kearney)
42	Henrich, Nick	LB	6-4	225	RFr.	Omaha, Neb. (Burke)
80	Herbek, Jacob	DL	6-5	260	RFr.	Grand Island, Neb. (Central Catholic)
87	<b>* Hickman, Chris</b>	<b>WR</b>	<b>6-6</b>	<b>215</b>	<b>RFr.</b>	<b>Omaha, Neb. (Burke)</b>
75	<b>* Hixson, Trent</b>	<b>OL</b>	<b>6-4</b>	<b>320</b>	<b>Jr.</b>	<b>Omaha, Neb. (Skutt Catholic)</b>
3	<b>* Honas, Will</b>	<b>ILB</b>	<b>6-1</b>	<b>230</b>	<b>Sr.</b>	<b>Wichita, Kan. (Bishop Carroll/Butler CC)</b>
10	Houston, Demariyon	WR	6-0	185	RFr.	Oklahoma City, Okla. (Millwood)
39	Hustedt, Garrett	ILB	6-2	230	RFr.	Omaha, Neb. (Mount Michael Benedictine)
72	Hutmacher, Nash	DL	6-5	330	Fr.	Oacoma, S.D. (Chamberlain)
47	Jablonski, Austin	WR	6-2	215	RFr.	Lincoln, Neb. (Pius X)
38	Jackson, Damian	OLB	6-2	275	Jr.	Las Vegas, Nev. (Shadow Ridge)
76	<b>*** James, Brenden</b>	<b>OL</b>	<b>6-6</b>	<b>300</b>	<b>Sr.</b>	<b>Austin, Texas (Lake Travis)</b>
22	Jewett, Cooper	RB	5-10	190	RFr.	Omaha, Neb. (Elkhorn South)
14	<b>* Johnson, Rahmir</b>	<b>RB</b>	<b>5-10</b>	<b>185</b>	<b>RFr.</b>	<b>Oradell, N.J. (Bergen Catholic)</b>
16	Joseph, Nadab	CB	6-2	190	So.	Miami, Fla. (Noland/Independence [Kan.] CC)
51	<b>* Jurgens, Cameron</b>	<b>OL</b>	<b>6-3</b>	<b>290</b>	<b>So.</b>	<b>Beatrice, Neb. (Beatrice)</b>
30	Khawja, Sami	P	5-11	165	Fr.	Danville, Calif. (IMG Academy [Fla.])
51	Klover, Braden	ILB	6-1	225	Fr.	Wymore, Neb. (Southern)
81	Leader, Nick	OLB	6-1	205	RFr.	Lincoln, Neb. (Southwest)
85	Liewer, Wyatt	WR	6-3	195	So.	O'Neil, Neb. (O'Neil)
90	Lingenfelter, Ben	DL	6-4	290	Jr.	Cherokee, Iowa (Washington)
35	Luben, Trevin	RB	6-0	195	Fr.	Wahoo, Neb. (Wahoo)
77	Lynn, Michael	OL	6-6	290	RFr.	Greenwood Village, Colo. (Cherry Hills)
12	Lynum, Tamon	CB	6-2	180	Fr.	Orlando, Fla. (Evans)
5	Manning, Omar	WR	6-4	225	Jr.	Lancaster, Texas (Lancaster/TCU/Kilgore CC)
89	Martin, Oliver	WR	6-1	200	Jr.	Coralville, Iowa (Iowa City West/Michigan/Iowa)
2	<b>** Martinez, Adrian</b>	<b>QB</b>	<b>6-2</b>	<b>220</b>	<b>Jr.</b>	<b>Fresno, Calif. (Clovis West)</b>
18	Masker, Matt	QB	6-1	220	So.	Kearney, Neb. (Kearney Catholic)
22	Mauga-Clements, Eteva	ILB	6-2	220	Jr.	Pleasant Hill, Calif. (College Park/Diablo Valley CC)
7	<b>* McCaffrey, Luke</b>	<b>QB</b>	<b>6-2</b>	<b>200</b>	<b>RFr.</b>	<b>Highlands Ranch, Colo. (Valor Christian)</b>

48	*	McCallum, Lane	S	6-2	220
59		McCormack, Caden	ILB	6-0	235
71		Menning, Keegan	OL	6-4	330
19		Miles Jr., Barron	WR	6-0	170
14		Miller, Brayden	QB	6-1	210
31	***	Miller, Collin	ILB	6-3	240
66		Miller, Ezra	OL	6-6	325
26	*	Mills, Dedrick	RB	5-11	220
57		Monin, Drew	ILB	6-1	240
40		Moore, Darius	DB	6-1	185
28		Morrison, Sevion	RB	6-0	210
53		Moses, Riley	OL	6-2	315
94		Mueller, Cade	LS	6-0	215
3		Nance, Jamie	WR	6-0	180
44	*	Nelson, Garrett	OLB	6-3	240
52		Newsom, Mosai	DL	6-4	285
6	*	Newsome, Quinton	CB	6-2	180
43		Nieman, Mason	S	6-3	200
12		Nixon, Will	WR	5-11	185
63		Nouili, Nouredin	OL	6-4	320
32		Novosel, Ryan	PK	6-0	160
34	*	Otte, Simon	OLB	6-1	205
49		Payne, Pheldarius	OLB	6-3	260
40		Perez, Brian	TE	6-3	230
91		Pieper, Cameron	LS	6-3	250
57		Piper, Ethan	OL	6-4	300
21		Pola-Gates, Noa	S	5-11	180
90	*	Przystup, William	P	6-4	250
34		Pscenk, Beau	RB	6-0	200
82	**	Rafdal, Kurt	TE	6-7	245
28	*	Reimer, Luke	ILB	6-1	220
84		Richter, Eli	OLB	6-4	240
87		Riley, Jordon	DL	6-6	330
99		Robinson, Ty	DL	6-6	310
1	*	Robinson, Wan'Dale	WR	5-10	185
98	*	Rogers, Casey	DL	6-4	300
43		Ruth, Connor	RB	5-11	225
46		Ruth, Corbin	RB	6-0	220
37		Sanford, Phalen	CB	6-0	190
25		Schlager, Zach	ILB	6-0	220
54		Schommer, Ryan	OLB	6-4	260
24		Scott III, Marvin	RB	5-9	200
83		Shurtleff, Sam	OLB	6-3	220
70	*	Sichterman, Matt	OL	6-4	315
76		Simonson, Eli	OL	6-5	295
8		Smothers, Logan	QB	6-2	190
41		Snodgrass, Garrett	ILB	6-3	225
62		Stafursky, Noah	OL	6-3	340
95	***	Stille, Ben	DL	6-5	295
86	***	Stoll, Jack	TE	6-4	260
56		Tagge, Grant	ILB	6-2	195
2	**	Tannor, Caleb	OLB	6-2	230
5	**	Taylor-Britt, Cam	CB	6-0	205
97	**	Thomas, Deontre	DL	6-3	295
25		Thompkins, Ronald	RB	5-11	195
83		Vokolek, Travis	TE	6-6	260
55		Walker, Chris	DL	6-6	300
81	**	Warner, Kade	WR	6-1	210
31		Weinmaster, Zach	RB	5-11	190
92		Wildeman, Tate	DL	6-5	290
8	*	Williams, Deontai	S	6-1	205
56	***	Wilson, Boe	OL	6-3	300
96		Witucki, Camden	LS	6-3	220
33		Wright, Javin	S	6-3	205
23		Yant, Jaquez	RB	6-2	225

Jr.	Norfolk, Neb. (Norfolk/Air Force)
RFr.	Lincoln, Neb. (Southwest)
Jr.	Fremont, Neb. (Fremont)
Fr.	Montreal, Quebec, Canada (Chandler[Ariz.]
Fr.	Kearney, Neb. (Kearney)
Sr.	Fishers, Ind. (Hamilton Southeastern)
RFr.	Holstein, Iowa (Ridge View/Iowa)
Sr.	Waycross, Ga. (Ware County/Georgia Tech/Garden City [Kan.] CC)
Fr.	Atlanta, Ga. (Avon Old Farms [Conn.]
Jr.	Tiffin, Iowa (Clear Creek Amana/Iowa Western CC)
Fr.	Tulsa, Okla. (Edison)
RFr.	Fairmont, Neb. (Fillmore Central)
So.	Gretna, Neb. (Gretna)
RFr.	Blanchard, Okla. (Blanchard)
So.	Scottsbluff, Neb. (Scottsbluff)
RFr.	Waverly, Iowa (Waverly-Shell Rock)
So.	Suwanee, Ga. (North Gwinnett)
Fr.	Waverly, Neb. (Waverly)
Fr.	Waco, Texas (Midway)
So.	Frankfurt, Germany (Norris/Colorado State)
So.	Wilmette, Ill. (New Trier Township)
So.	York, Neb. (York)
Jr.	Suffolk, Va. (Nansemond River/Lackawanna [Penn.] CC)
Sr.	Hartley, Iowa (Hartley-Melvin-Sanborn HS/Iowa Western CC)
So.	Lincoln, Neb. (Southwest)
RFr.	Norfolk, Neb. (Norfolk Catholic)
RFr.	Gilbert, Ariz. (Williams Field)
So.	Oviedo, Fla. (Oviedo HS/Michigan State)
Fr.	Houston, Texas (Lutheran South Academy)
Jr.	Carmel, Ind. (Carmel)
So.	Lincoln, Neb. (North Star)
RFr.	Kearney, Neb. (Kearney Catholic)
Jr.	New Bern, N.C. (Riverside/North Carolina/Garden City [Kan.] CC)
RFr.	Gilbert, Ariz. (Higley)
So.	Frankfort, Ky. (Western Hills)
So.	Syracuse, N.Y. (Westhill/Avon Old Farms [Conn.]
So.	Malcolm, Neb. (Seward)
Jr.	Malcolm, Neb. (Seward/Northwest Missouri State)
So.	Benkelman, Neb. (Dundy County-Stratton/Hastings College)
So.	McCook, Neb. (McCook/Colorado State)
So.	Norfolk, Neb. (Norfolk)
Fr.	Daytona Beach, Fla. (Spruce Creek)
RFr.	Watkinsville, Ga. (Oconee County)
Jr.	Cincinnati, Ohio (Kings)
Fr.	Fremont, Neb. (Archbishop Bergan)
Fr.	Muscle Shoals, Ala. (Muscle Shoals)
RFr.	York, Neb. (York)
RFr.	York, Neb. (York)
Sr.	Ashland, Neb. (Ashland-Greenwood)
Sr.	Lone Tree, Colo. (Regis Jesuit)
Fr.	Omaha, Neb. (Westside)
Jr.	Stone Mountain, Ga. (Miller Grove)
Jr.	Montgomery, Ala. (Park Crossing)
Jr.	Mustang, Okla. (Mustang)
RFr.	Loganville, Ga. (Grayson)
Jr.	Springfield, Mo. (Kickapoo/Rutgers)
Jr.	Lincoln, Neb. (East)
Jr.	Scottsdale, Ariz. (Desert Mountain)
RFr.	Loveland, Colo. (Loveland)
So.	Parker, Colo. (Legend)
Sr.	Jacksonville, Fla. (Trinity Christian Academy/Jones County [Miss.] CC)
Sr.	Lee's Summit, Mo. (Lee's Summit West)
Fr.	Grand Blanc, Mich. (Grand Blanc Community)
RFr.	Chandler, Ariz. (Hamilton)
Fr.	Tallahassee, Fla. (Amos P. Godby)

Lettermen in Bold; \*Indicates Letters Earned

NUMERICAL ROSTER

46	John Goodwin	TE
46	Corbin Ruth	RB
47	Tyson Guzman	S
47	Austin Jablonski	WR
48	Lane McCallum	S
49	Nate Boerkircher	TE
49	Pheldarius Payne	OLB
50	Jake Archer	ILB
51	Cameron Jurgens	OL
51	Braden Klover	ILB
52	Mosai Newsom	DL
53	Riley Moses	OL
54	Bryce Benhart	OL
54	Ryan Schommer	OLB
55	Brig Banks	LS
55	Chris Walker	DL
56	Grant Tagge	ILB
56	Boe Wilson	OL
57	Drew Monin	ILB
57	Ethan Piper	OL
58	Chris Cassidy	ILB
59	Ian Boerkircher	OL
59	Caden McCormack	ILB
62	Noah Stafursky	OL
63	Nouredin Nouili	OL
65	Christian Gaylord	OL
66	Bladen Bayless	OL
66	Ezra Miller	OL
68	Will Farniok	OL
69	Turner Corcoran	OL
70	Matt Sichterman	OL
71	Matt Farniok	OL
71	Keegan Menning	OL
72	Matthew Anderson	OL
72	Nash Hutmacher	DL
73	Broc Bando	OL
73	Baylor Brannen	DL
74	Brant Banks	OL
75	Trent Hixson	OL
76	Brenden Jaimes	OL
76	Eli Simonson	OL
77	Michael Lynn	OL
78	Jimmy Fritzsche	OL
79	Alex Conn	OL
80	Jared Bubak	TE
80	Jacob Herbek	DL
81	Nick Leader	OLB
81	Kade Warner	WR
82	Colton Feist	DL
82	Kurt Rafdal	TE
83	Sam Shurtleff	OLB
83	Travis Vokolek	TE
84	Matthias Algarin	WR
84	Eli Richter	OLB
85	John Bullock	OLB
85	Wyatt Liewer	WR
86	Jack Stoll	TE
87	Chris Hickman	WR
87	Jordon Riley	DL
88	Levi Falck	WR
89	Jamin Graham	DL
89	Oliver Martin	WR
90	Ben Lingenfelter	DL
90	William Przystup	P
91	Cameron Pieper	LS
92	Tate Wildeman	DL
93	Damion Daniels	DL
93	Gabe Heins	PK
94	Cade Mueller	LS
95	Grant Detlefsen	P
95	Ben Stille	DL
96	Marquis Black	DL
96	Tyler Crawford	PK
96	Camden Witucki	LS
97	Deontre Thomas	DL
98	Casey Rogers	DL
99	Ty Robinson	DL

PRONUNCIATION GUIDE

Jared Bubak..... BOO-bock  
 Ty Chaffin ..... CHAFF-inn  
 Turner Corcoran..... CORK-uh-rinn  
 Marquel Dismuke..... marr-KELL diss-MUKE  
 Levi Falck..... FAULK  
 Matt/Will Farniok..... far-NEE-uck  
 Colton Feist..... FEAST  
 Tyson Guzman..... GUZZ-munn  
 Nick Henrich .....HEN-ritch  
 Nash Hutmacher..... HUT-make-urr  
 Will Honas.....HO-nuss  
 Brenden Jaimes..... HYME-iss  
 Nadab Joseph..... NAY-dab  
 Sami Khavja..... KWA-juh

Tamon Lynam..... tuh-MAWN  
 Eteva Mauga-Clements.... eh-TEE-vuh MAW-guh  
 Dedrick Mills ..... DEED-rick  
 Sevion Morrison..... SAY-vee-un  
 Mosai Newsom..... mo-SIGH  
 Nouredin Nouili .....NAIR-id-in new-ILL-ee  
 Simon Otte..... OAT-ee  
 Cameron Pieper..... PIPE-urr  
 William Przystup .....PRISS-tup  
 Ryan Schommer..... SHOME-urr  
 Ben Stille .....STILL-ee  
 Jack Stoll .....STOLE  
 Travis Vokolek .....VOKE-uh-leck  
 Tate Wildeman.....WILL-deh-munn

# 2020 NEBRASKA GAME-BY-GAME STARTERS

## OFFENSIVE STARTING LINEUPS

OPPONENT	WR	WR	WR	TE	RT	RG	C	LG	LT	QB	RB	PK
Ohio State	Warner	Falck	W. Robinson	Stoll	Benhart	M. Farniok	Jurgens	Wilson	Jaimes	Martinez	Mills	Culp
Northwestern	Warner	Falck	W. Robinson	Allen	Benhart	Wilson	M. Farniok	Piper	Jaimes	Martinez	Mills	Culp
Penn State												
Illinois												
Iowa												
Purdue												
Minnesota												

## DEFENSIVE STARTING LINEUPS

OPPONENT	DE	NG	DE	OLB	ILB	ILB	OLB	CB	S	S	CB	P
Ohio State	T. Robinson	Daniels	Stille	Nelson	Miller	Honas	Domann	Bootle	Dismuke	Williams	Taylor-Britt	Przystup
Northwestern	Rogers	Tannor*	Stille	Nelson	Miller	Reimer	Domann	Bootle	Dismuke	Farmer	Newsome	Przystup
Penn State												
Illinois												
Iowa												
Purdue												
Minnesota												

\*Nebraska opened with five linebackers

## 2020 NEBRASKA PLAYER PARTICIPATION

PLAYER, POS.	GP	GS	PLAYER, POS.	GP	GS	PLAYER, POS.	GP	GS
Austin Allen, TE	2	1	Cameron Jurgens, OL	1	1	Caleb Tannor, OLB	2	1
Broc Bando, OL	2	0	Wyatt Liewer, WR	2	0	Cam Taylor-Britt, CB	2	1
Brant Banks, OL	2	0	Tamon Lynam, CB	2	0	Deontre Thomas, DL	1	0
Brody Belt, WR	2	0	Omar Manning, WR	1	0	Ronald Thompkins, RB	1	0
Bryce Benhart, OL	2	2	Adrian Martinez, QB	2	2	Travis Vokolek, TE	2	0
Zavier Betts, WR	1	0	Eteva Mauga-Clements, ILB	2	0	Kade Warner, WR	2	2
Dicaprio Bootle, CB	2	2	Luke McCaffrey, QB	2	0	Tate Wildeman, DL	1	0
Alante Brown, WR	2	0	Collin Miller, ILB	2	2	Deontai Williams, S	2	1
Niko Cooper, OLB	1	0	Dedrick Mills, RB	2	2	Boe Wilson, OL	2	2
Turner Corcoran, OL	1	0	Cade Mueller, LS	2	0			
Connor Culp, PK	2	2	Garrett Nelson, OLB	2	2			
Damion Daniels, DL	2	1	Quinton Newsome, CB	2	1			
Ronald Delancy III, CB	2	0	Simon Otte, OLB	2	0			
Marquel Dismuke, S	2	2	Pheldarius Payne, DL	2	0			
JoJo Domann, OLB	2	2	Cameron Pieper, LS	2	0			
Levi Falck, WR	2	2	Ethan Piper, OL	2	1			
Myles Farmer, S	2	1	Noa Pola-Gates, S	2	0			
Matt Farniok, OL	2	2	William Przystup, P	2	0			
Will Farniok, OL	1	0	Kurt Rafdal, TE	2	0			
Marcus Fleming, WR	2	0	Luke Reimer, ILB	1	1			
Christian Gaylord, OL	2	0	Jordan Riley, DL	1	0			
Isaac Gifford, S	2	0	Ty Robinson, DL	2	1			
Keem Green, DL	2	0	Wan'Dale Robinson, WR	2	2			
Nick Henrich, LB	2	0	Casey Rogers, DL	2	1			
Chris Hickman, WR	2	0	Marvin Scott III, RB	1	0			
Trent Hixson, OL	1	0	Matt Sichterman, OL	2	0			
Will Honas, ILB	1	1	Garrett Snodgrass, ILB	2	0			
Brenden Jaimes, OL	2	2	Ben Stille, DL	2	2			
Rahmir Johnson, RB	1	0	Jack Stoll, TE	1	1			



**AUSTIN ALLEN** #11

6-8 | 250 | JR. | TE  
AURORA, NEB.

**CAREER HONORS**

- 2-Time Academic All-Big Ten
- 6-Time Nebraska Scholar-Athlete Honor Roll
- Sam Foltz 27 Hero Leadership Award (2020)
- 3-Time Brook Berringer Citizenship Team
- 3-Time Tom Osborne Citizenship Team

**PERSONAL NOTES**

- His father Andrew was a Husker walk-on in 1981

**SEASON HIGHLIGHTS**

- Caught two passes for 30 yards at Ohio State, tying his career high in receptions
- Had a 26-yard reception that was the third-longest catch of his career and Nebraska's longest reception of the game at Ohio State
- Added a 25-yard reception as part of a two-catch day at Northwestern

**GAME-BY-GAME**

OPPONENT	REC.	YDS	TD	LONG
at Ohio St.	2	30	0	26
at Northwestern	2	29	0	25
Penn St.				
Illinois				
at Iowa				
at Purdue				
Minnesota				



**BRYCE BENHART** #54

6-9 | 295 | R-FR. | OL  
LAKEVILLE, MINN.

**CAREER HONORS**

- 2-Time Nebraska Scholar-Athlete Honor Roll

**CAREER NOTES**

- Played in three games while redshirting in 2019, becoming the 12th true freshman offensive lineman to play in a game at Nebraska

**SEASON HIGHLIGHTS**

- Has started both games at right tackle
- Made the first start of his career at Ohio State

**CAREER STATS**

- **Games:** 5 (3 in 2019; 2 in 2020)
- **Starts:** 2 (2 in 2020)



**ZAVIER BETTS** #15

6-2 | 200 | FR. | WR  
OMAHA, NEB.

**CAREER NOTES**

- Highest rated Nebraska high school recruit by Rivals (No. 59) since 2008

**SEASON HIGHLIGHTS**

- Made his career debut at Northwestern, catching two passes for 17 yards

**GAME-BY-GAME**

OPPONENT	REC.	YDS	TD	LONG
at Ohio St.				-Did Not Play-
at Northwestern	2	17	0	12
Penn St.				
Illinois				
at Iowa				
at Purdue				
Minnesota				

**CAREER STATS**

YEAR	G/S	REC.	YDS	Y/R	Y/G	TD
2017						Redshirt
2018	12/0	2	54	27.0	4.5	0
2019	12/5	7	83	11.9	6.9	0
2020	2/1	4	59	14.8	29.5	0
<b>TOTAL</b>	<b>26/6</b>	<b>13</b>	<b>196</b>	<b>15.1</b>	<b>7.5</b>	<b>0</b>

**RUSHING:** 1 att., 2 yds, 0 TDs

**CAREER HIGHS**


<b>Receptions</b>	2 three times
<b>Receiving Yards</b>	41 at Ohio St. (2018)
<b>Receiving Touchdowns</b>	none
<b>Long Reception</b>	41 at Ohio St. (2018)

**CAREER STATS**

YEAR	G/S	REC.	YDS	Y/R	Y/G	TD
2020	1/0	2	17	8.5	17.0	0

**CAREER HIGHS**

<b>Receptions</b>	2 at Northwestern (2020)
<b>Receiving Yards</b>	17 at Northwestern (2020)
<b>Receiving Touchdowns</b>	none
<b>Long Reception</b>	12 at Northwestern (2020)



**DICAPRIO BOOTLE** #7

5-10 | 195 | SR. | CB  
MIAMI, FLA.

**CAREER HONORS**

- Team Captain (2020)
- Third-Team All-Big Ten (2018)
- Honorable-Mention All-Big Ten (2019)
- NU Defensive Back of the Year (2018, 2019)
- Academic All-Big Ten (2017)
- 3-Time Nebraska Scholar-Athlete Honor Roll
- 2-Time Brook Berringer Citizenship Team
- 2-Time Tom Osborne Citizenship Team

**PERSONAL NOTES**

- Earned his degree in management in December of 2019

**CAREER NOTES**

- Started 26 consecutive games (22 at CB; 4 at S)
- Ranked 9th nationally in pass breakups (15) in 2018 and 2nd in school history
- 22 career pass breakups are tied for 10th place in Nebraska history

**SEASON HIGHLIGHTS**

- Had Nebraska's lone pass breakup of the game at Ohio State
- Made five tackles at Northwestern, when the Huskers allowed fewer than 170 passing yards

**GAME-BY-GAME**

OPPONENT	UT-AT-TT	TFL-YD	PBU	INT
at Ohio St.	5-0-5	0.0-0	1	0
at Northwestern	3-2-5	0.0-0	0	0
Penn St.				
Illinois				
at Iowa				
at Purdue				
Minnesota				

**CAREER TACKLE STATS**

YEAR	G/S	UT	AT	TT	TFL-YD	SCK-YD
2016		Redshirt				
2017	12/1	11	4	15	1-1	0.0-0
2018	12/12	26	13	39	0-0	0.0-0
2019	12/12	17	14	31	0-0	0.0-0
2020	2/2	8	2	10	0.0-0	0.0-0
<b>TOTAL</b>	<b>38/27</b>	<b>62</b>	<b>33</b>	<b>95</b>	<b>1.0-1</b>	<b>0.0-0</b>

**CAREER MISCELLANEOUS STATS**

YEAR	FF	FR	PBU	INT	QBH	BLK
2016	Redshirt					
2017	0	0	0	0	0	0
2018	1	0	15	0	0	0
2019	1	0	6	0	1	0
2020	0	0	1	0	0	0
<b>TOTAL</b>	<b>2</b>	<b>0</b>	<b>22</b>	<b>0</b>	<b>1</b>	<b>0</b>

**CAREER HIGHS**

<b>Tackles</b>	7 vs. Purdue (2018)
<b>TFLs</b>	1 vs. Ohio St. (2017)
<b>Sacks</b>	none
<b>Breakups</b>	5 at Michigan (2018)



**ALANTE BROWN** #4

5-11 | 190 | FR. | WR  
CHICAGO, ILL.

**CAREER NOTES**

- No. 1 prep school player in 2020 recruiting class

**SEASON HIGHLIGHTS**

- Caught one pass for 16 yards in his Husker debut at Ohio State

**GAME-BY-GAME**

OPPONENT	REC.	YDS	TD	LONG
at Ohio St.	1	16	0	16
at Northwestern	0	0	0	-
Penn St.				
Illinois				
at Iowa				
at Purdue				
Minnesota				

**CAREER STATS**

YEAR	G/S	REC.	YDS	Y/R	Y/G	TD
2020	2/0	1	16	16.0	8tyhy.0	0

**CAREER HIGHS**

<b>Receptions</b>	1 at Ohio St. (2020)
<b>Receiving Yards</b>	16 at Ohio St. (2020)
<b>Receiving Touchdowns</b>	none
<b>Long Reception</b>	16 at Ohio St. (2020)



**CONNOR CULP** #33

5-10 | 190 | SR. | PK  
PHOENIX, ARIZ.

**CAREER HONORS**

- SEC Special Teams Player of the Week (2017 at LSU)

**PERSONAL NOTES**

- Earned his degree in general business from LSU in December of 2019

**CAREER NOTES**

- Graduate transfer who spent the past four seasons at LSU
- Member of LSU's 2019 national championship team
- Was the Tigers' starting place-kicker as a redshirt freshman in 2017

**SEASON HIGHLIGHTS**

- Started and made both of his extra points and a 22-yard field goal in his Husker debut at Ohio State
- Also had four kickoffs, allowing only two returns for just 14 yards
- Connected on 2-of-3 field goals at Northwestern and had two touchbacks on four kickoffs

**GAME-BY-GAME**

OPPONENT	XP-ATT	FG-ATT	LG	BK	PTS
at Ohio St.	2-2	1-1	22	0	5
at Northwestern	1-1	2-3	38	0	7
Penn St.					
Illinois					
at Iowa					
at Purdue					
Minnesota					

**CAREER STATS**

YEAR	G/S	PAT	FG	PCT.	PTS	LG
2016*	Redshirt					
2017*	10/10	20-23	11-16	68.8	53	47
2018*	0/0	0-0	0-0	0.0	0	-
2019*	0/0	0-0	0-0	0.0	0	-
2020	2/2	3-3	3-4	75.0	12	38
<b>TOTAL</b>	<b>12/12</b>	<b>23-26</b>	<b>14-20</b>	<b>70.0</b>	<b>65</b>	<b>47</b>

KICKOFFS: 18 att., 6 touchbacks

**CAREER HIGHS**

<b>Field Goal Attempts</b>	4 vs. Ole Miss (2017)*
<b>Field Goals Made</b>	4 vs. Ole Miss (2017)*
<b>Long Field Goal</b>	47 vs. Ole Miss (2017)*
<b>Points</b>	16 vs. Ole Miss (2017)*
<b>PATs</b>	4 twice (both in 2017)*

\*at LSU



**DAMION DANIELS** #93

6-3 | 340 | JR. | DL  
DALLAS, TEXAS

**CAREER HONORS**

- 2-Time Nebraska Scholar-Athlete Honor Roll
- 3-Time Brook Berringer Citizenship Team
- 3-Time Tom Osborne Citizenship Team

**PERSONAL NOTES**

- Earned his degree in communication studies in May of 2020
- His older brother Darrion was a team captain at Nebraska in 2019 and is a defensive lineman with the San Francisco 49ers

**SEASON HIGHLIGHTS**

- Made his second career start at nose tackle at Ohio State and finished with one tackle
- Added another tackle at Northwestern

**GAME-BY-GAME**

OPPONENT	UT-AT-TT	TFL-YD	SACK-YD
at Ohio St.	1-0-1	0.0-0	0.0-0
at Northwestern	1-0-1	0.0-0	0.0-0
Penn St.			
Illinois			
at Iowa			
at Purdue			
Minnesota			

**CAREER TACKLE STATS**

YEAR	G/S	UT	AT	TT	TFL-YD	SCK-YD
2017		Redshirt				
2018	12/0	3	9	12	1-1	0.0-0
2019	12/1	3	10	13	0-0	0.0-0
2020	2/2	2	0	2	0.0-0	0.0-0
<b>TOTAL</b>	<b>26/3</b>	<b>8</b>	<b>19</b>	<b>27</b>	<b>1.0-1</b>	<b>0.0-0</b>

**CAREER MISCELLANEOUS STATS**

YEAR	FF	FR	PBU	INT	QBH	BLK
2017	Redshirt					
2018	0	1	0	0	0	0
2019	0	0	0	0	0	0
2020	0	0	0	0	0	0
<b>TOTAL</b>	<b>0</b>	<b>1</b>	<b>0</b>	<b>0</b>	<b>0</b>	<b>0</b>

**CAREER HIGHS**

<b>Tackles</b>	4 twice
<b>TFLs</b>	1 vs. Bethune-Cookman (2018)
<b>Sacks</b>	none
<b>Breakups</b>	none



**MARQUEL DISMUKE** #9

6-2 | 215 | SR. | S  
COMPTON, CALIF.

**CAREER HONORS**

- Nebraska Scholar-Athlete Honor Roll (Fall 2006)

**CAREER NOTES**

- Has started 14 consecutive games at safety

**SEASON HIGHLIGHTS**

- Tied for the team lead with seven tackles at Ohio State
- Had three solo tackles at Northwestern and deflected a pass that led to a Husker interception

**GAME-BY-GAME**

OPPONENT	UT-AT-TT	TFL-YD	PBU	INT
at Ohio St.	5-2-7	0.0-0	0	0
at Northwestern	3-0-3	0.0-0	1	0
Penn St.				
Illinois				
at Iowa				
at Purdue				
Minnesota				

**CAREER TACKLE STATS**


YEAR	G/S	UT	AT	TT	TFL-YD	SCK-YD
2016	Redshirt					
2017	12/1	20	14	34	0-0	0.0-0
2018	8/0	8	2	10	0-0	0.0-0
2019	12/12	42	25	67	2-5	0.0-0
2020	2/2	8	2	10	0.0-0	0.0-0
<b>TOTAL</b>	<b>34/15</b>	<b>78</b>	<b>43</b>	<b>121</b>	<b>2.0-5</b>	<b>0.0-0</b>

**CAREER MISCELLANEOUS STATS**

YEAR	FF	FR	PBU	INT	QBH	BLK
2016	Redshirt					
2017	0	1	0	0	0	0
2018	0	0	0	0	0	1
2019	0	1	4	0	1	0
2020	0	0	0	0	0	0
<b>TOTAL</b>	<b>0</b>	<b>2</b>	<b>4</b>	<b>0</b>	<b>1</b>	<b>1</b>

**CAREER HIGHS**

<b>Tackles</b>	10 at Minnesota (2019)
<b>TFLs</b>	1 twice
<b>Sacks</b>	none
<b>Breakups</b>	3 at Illinois (2019)
<b>Blocked Punts</b>	1 vs. Illinois [safety] (2018)



**JOJO DOMANN** #13

6-1 | 235 | SR. | OLB  
COLORADO SPRINGS, COLO.

**CAREER HONORS**

- Academic All-Big Ten (2017)
- 3-Time Nebraska Scholar-Athlete Honor Roll
- 4-Time Brook Berringer Citizenship Team
- 4-Time Tom Osborne Citizenship Team

**PERSONAL NOTES**

- Earned his degree in advertising and public relations in May of 2020

**CAREER NOTES**

- Played safety his first 2 1/2 seasons before switching to outside linebacker midway through 2018

**SEASON HIGHLIGHTS**

- Had a fumble recovery and six tackles in a start at Ohio State
- Had five tackles, 1.0 TFL and a quarterback hurry at Northwestern

**GAME-BY-GAME**

OPPONENT	UT-AT-TT	TFL-YD	SACK-YD
at Ohio St.	3-3-6	0.0-0	0.0-0
at Northwestern	4-1-5	1.0-4	0.0-0
Penn St.			
Illinois			
at Iowa			
at Purdue			
Minnesota			

**CAREER TACKLE STATS**

YEAR	G/S	UT	AT	TT	TFL-YD	SCK-YD
2016	13/0	5	3	8	0-0	0.0-0
2017	Redshirt					
2018	8/2	10	9	19	1-7	1.0-7
2019	12/7	38	14	52	11-40	2.5-21
2020	2/2	7	4	11	1.0-4	0.0-0
<b>TOTAL</b>	<b>35/11</b>	<b>60</b>	<b>30</b>	<b>90</b>	<b>13.0-51</b>	<b>3.5-28</b>

**CAREER MISCELLANEOUS STATS**

YEAR	FF	FR	PBU	INT	QBH	BLK
2016	1	0	0	0	0	0
2017	Redshirt					
2018	2	1	2	0	0	0
2019	2	0	6	0	1	0
2020	0	1	0	0	1	0
<b>TOTAL</b>	<b>5</b>	<b>2</b>	<b>8</b>	<b>0</b>	<b>2</b>	<b>0</b>

**CAREER HIGHS**

<b>Tackles</b>	8 at Purdue (2019)
<b>TFLs</b>	2 three times
<b>Sacks</b>	1.0 three times
<b>Breakups</b>	2 vs. Iowa (2019)



**LEVI FALCK** #88

6-2 | 205 | SR. | WR  
CIRCLE PINES, MINN.

**PERSONAL NOTES**

- Earned his degree in kinesiology and sport science from South Dakota in May of 2020

**CAREER NOTES**

- Joined Nebraska as a graduate transfer from South Dakota
- Went to South Dakota as a baseball recruit, but walked on to the football team following a baseball coaching change
- Played in 24 games with 15 starts at USD
- Caught 70 passes for 774 yards and two touchdowns with the Coyotes
- Tied the South Dakota single-game receptions record with 11 catches at Kansas State on Sept. 1, 2018

**SEASON HIGHLIGHTS**

- Started in his Husker debut and caught one pass for eight yards at Ohio State
- Had a six-yard reception at Northwestern

**GAME-BY-GAME**

OPPONENT	REC.	YDS	TD	LONG
at Ohio St.	1	8	0	8
at Northwestern	1	6	0	6
Penn St.				
Illinois				
at Iowa				
at Purdue				
Minnesota				

**CAREER STATS**

YEAR	G/S	REC.	YDS	Y/R	Y/G	TD
2016*						
		Redshirt				
2017*	7/3	16	197	12.3	28.1	0
2018*	11/9	45	492	10.9	44.7	2
2019*	6/3	9	85	9.4	14.2	0
2020	2/2	2	14	7.0	7.0	0
<b>TOTAL</b>	<b>26/17</b>	<b>72</b>	<b>788</b>	<b>10.9</b>	<b>30.3</b>	<b>2</b>

\*at FCS South Dakota

**RUSHING:** 1 carry for -3 yards vs. UNI in 2018

**CAREER HIGHS**

<b>Receptions</b>	11 at Kansas St. (2019)*^
<b>Receiving Yards</b>	140 at Kansas St. (2019)*
<b>Receiving Touchdowns</b>	1 twice (both in 2019)
<b>Long Reception</b>	40 vs. Missouri St. (2018)

\*at South Dakota

^tied the South Dakota school record



**MYLES FARMER** #18

6-3 | 205 | R-FR. | S  
ATLANTA, GA.

**CAREER HONORS**

- Brook Berringer Citizenship Team (2020)
- Tom Osborne Citizenship Team (2020)

**CAREER NOTES**

- Redshirted in 2019 but played in four games and made one tackle on special teams

**SEASON HIGHLIGHTS**

- Tied for the national lead in interceptions per game (1.0)
- Ranks 27th nationally in total interceptions (2)
- Saw extensive action in the second half at Ohio State in place of Deontai Williams (targeting disqualification) and made his first career defensive tackle
- Started at Northwestern and intercepted two passes while recording a career-high three tackles
- His first pick set up a field goal and his second interception set up a 3-yard touchdown run

**GAME-BY-GAME**

OPPONENT	UT-AT-TT	TFL-YD	PBU	INT
at Ohio St.	0-1-1	0.0-0	0	0
at Northwestern	3-0-3	0.0-0	0	2
Penn St.				
Illinois				
at Iowa				
at Purdue				
Minnesota				

**CAREER TACKLE STATS**

YEAR	G/S	UT	AT	TT	TFL-YD	SCK-YD
2019*	4/0	1	0	1	0.0-0	0.0-0
2020	2/1	3	1	4	0.0-0	0.0-0
<b>TOTAL</b>	<b>6/1</b>	<b>4</b>	<b>1</b>	<b>5</b>	<b>0.0-0</b>	<b>0.0-0</b>

\*redshirt season

**CAREER MISCELLANEOUS STATS**

YEAR	FF	FR	PBU	INT	QBH	BLK
2019*	0	0	0	0	0	0
2020	0	0	0	2	0	0
<b>TOTAL</b>	<b>0</b>	<b>0</b>	<b>0</b>	<b>2</b>	<b>0</b>	<b>0</b>

\*redshirt season

**CAREER HIGHS**

<b>Tackles</b>	3 at Northwestern (2020)
<b>TFLs</b>	none
<b>Sacks</b>	none
<b>Breakups</b>	none
<b>Interceptions</b>	2 at Northwestern (2020)



**MATT FARNIOK** #71

6-6 | 335 | SR. | OL  
SIOUX FALLS, S.D.

**CAREER HONORS**

- 2-Time Team Captain (2019 & 2020)
- NU Offensive Lineman of the Year (2019)
- 3-Time Academic All-Big Ten
- 8-Time Nebraska Scholar-Athlete Honor Roll
- 3-Time Brook Berringer Citizenship Team
- 3-Time Tom Osborne Citizenship Team

**PERSONAL NOTES**

- Earned his degree in criminology and criminal justice in May of 2020
- His younger brother Will is a sophomore offensive lineman for the Huskers
- One of four sets of brothers on 2020 roster
- Had older brothers who played at Iowa State (Tom, 2010-14) and Oklahoma (Derek, 2011-15)

**CAREER NOTES**

- 1 of 13 two-time captains in school history
- Has started 26 consecutive games (24 at right tackle; 1 at right guard; 1 at center)

**SEASON HIGHLIGHTS**

- Made his first career start at right guard at Ohio State
- Made his first career start at center at Northwestern

**CAREER STATS**

- **Games:** 33 (7 in 2017; 12 in 2018; 12 in 2019; 2 in 2020)
- **Starts:** 25 (4 in 2017; 12 in 2018; 12 in 2019; 2 in 2020)



**MARCUS FLEMING** #6

5-10 | 170 | FR. | WR  
MIAMI, FLA.

**SEASON HIGHLIGHTS**

- Saw the field as a true freshman in the season opener at Ohio State
- Caught five passes and led Nebraska with 75 receiving yards at Northwestern
- Had a 28-yard reception against the Wildcats, the longest catch of his career and Nebraska's longest reception of the game

**GAME-BY-GAME**

OPPONENT	REC.	YDS	TD	LONG
at Ohio St.	0	0	0	-
Wisconsin	5	75	0	28
at Northwestern				
Penn St.				
Illinois				
at Iowa				
at Purdue				
Minnesota				

CAREER STATS						
YEAR	G/S	REC.	YDS	Y/R	Y/G	TD
2020	2/0	5	75	15.0	37.5	0

CAREER HIGHS	
Receptions	5 at Northwestern (2020)
Receiving Yards	75 at Northwestern (2020)
Receiving Touchdowns	none
Long Reception	28 at Northwestern (2020)



**KEEM GREEN** #4

6-5 | 315 | JR. | DL  
SUMTER, S.C.

**CAREER NOTES**

- Played in three games in 2019 while redshirting after spending the 2017 and 2018 seasons at Highlands (Kan.) Community College

**SEASON HIGHLIGHTS**

- Made a career-high two tackles at Ohio State

**GAME-BY-GAME**

OPPONENT	UT-AT-TT	TFL-YD	SACK-YD
at Ohio St.	1-1-2	0.0-0	0.0-0
at Northwestern	0-0-0	0.0-0	0.0-0
Penn St.			
Illinois			
at Iowa			
at Purdue			
Minnesota			

CAREER TACKLE STATS						
YEAR	G/S	UT	AT	TT	TFL-YD	SCK-YD
2019*	3/0	0	1	1	0.0-0	0.0-0
2020	2/0	1	1	2	0.0-0	0.0-0
TOTAL	5/0	1	2	3	0.0-0	0.0-0

\*redshirt season

CAREER MISCELLANEOUS STATS						
YEAR	FF	FR	PBU	INT	QBH	BLK
2019*	0	0	0	0	0	0
2020	0	0	0	0	0	0
TOTAL	0	0	0	0	0	0

\*redshirt season

CAREER HIGHS	
Tackles	2 at Ohio St. (2020)
TFLs	none
Sacks	none
Breakups	none



**NICK HENRICH** #42

6-4 | 220 | R-FR. | LB  
OMAHA, NEB.

**CAREER HONORS**

- 3-Time Nebraska Scholar-Athlete Honor Roll

**CAREER NOTES**

- Redshirted in 2019, but played in one game

**SEASON HIGHLIGHTS**

- Has worked at both inside and outside linebacker and could play either position
- Made his first career tackle at Ohio State
- Had his first two career quarterback hurries at Northwestern

**GAME-BY-GAME**

OPPONENT	UT-AT-TT	TFL-YD	SACK-YD
at Ohio St.	0-1-1	0.0-0	0.0-0
at Northwestern	0-0-0	0.0-0	0.0-0
Penn St.			
Illinois			
at Iowa			
at Purdue			
Minnesota			

CAREER TACKLE STATS						
YEAR	G/S	UT	AT	TT	TFL-YD	SCK-YD
2019*	1/0	0	0	0	0.0-0	0.0-0
2020	2/0	0	1	1	0.0-0	0.0-0
TOTAL	3/0	0	1	1	0.0-0	0.0-0

\*redshirt season

CAREER MISCELLANEOUS STATS						
YEAR	FF	FR	PBU	INT	QBH	BLK
2019*	0	0	0	0	0	0
2020	0	0	0	0	2	0
TOTAL	0	0	0	0	2	0

\*redshirt season

CAREER HIGHS	
Tackles	1 at Ohio St. (2020)
TFLs	none
Sacks	none
Breakups	none





**WILL HONAS** #3

6-1 | 225 | SR. | ILB  
WICHITA, KAN.

**CAREER HONORS**

- Academic All-Big Ten (2019)
- 5-Time Nebraska Scholar-Athlete Honor Roll

**SEASON HIGHLIGHTS**

- Made his first career start at Ohio State and tied for the team lead with seven tackles
- Had a career-high 2.0 sacks and tied his career high with 2.0 TFLs against the Buckeyes

**GAME-BY-GAME**

OPPONENT	UT-AT-TT	TFL-YD	SACK-YD
at Ohio St.	6-1-7	2.0-14	2.0-14
at Northwestern	-Did Not Play-		
Penn St.			
Illinois			
at Iowa			
at Purdue			
Minnesota			

**CAREER TACKLE STATS**

YEAR	G/S	UT	AT	TT	TFL-YD	SCK-YD
2018*	4/0	6	9	15	1-1	0.0-0
2019	12/0	43	30	73	6-16	1.0-7
2020	1/1	6	1	7	2.0-14	2.0-14
<b>TOTAL</b>	<b>17/1</b>	<b>55</b>	<b>40</b>	<b>95</b>	<b>9.0-31</b>	<b>3.0-21</b>

\*redshirt season

**CAREER MISCELLANEOUS STATS**

YEAR	FF	FR	PBU	INT	QBH	BLK
2018*	0	0	0	0	1	0
2019	0	0	0	0	1	0
2020	0	0	0	0	0	0
<b>TOTAL</b>	<b>0</b>	<b>0</b>	<b>0</b>	<b>0</b>	<b>2</b>	<b>0</b>

\*redshirt season

**CAREER HIGHS**

<b>Tackles</b>	12 vs. Wisconsin (2019)
<b>TFLs</b>	2.0 twice
<b>Sacks</b>	2.0 at Ohio St. (2020)
<b>Breakups</b>	none



**BRENDEN JAIMES** #76

6-6 | 300 | SR. | OL  
AUSTIN, TEXAS

**CAREER HONORS**

- 2-Time Honorable-Mention All-Big Ten
- Honorable-Mention BTN All-Freshman Team (2017)
- Nebraska Offensive MVP (2019)
- Academic All-Big Ten (2019)
- 4-Time Nebraska Scholar-Athlete Honor Roll

**NEBRASKA RECORDS**

- Starts by a True Freshman Offensive Lineman (9)

**CAREER NOTES**

- Has started 35 consecutive games, the longest active streak of any Husker
- Has started 26 straight games at left tackle
- Became the 11th Husker offensive lineman to play as a true freshman in 2017
- Became the 5th Husker offensive lineman to start a game as a true freshman in 2017
- Started nine games in 2017, nearly matching the total of the four previous Husker true freshmen offensive line starters combined (11 starts)

**SEASON HIGHLIGHTS**

- Has started both games at left tackle, 1 of 2 Husker offensive linemen to start both games at the same position (also Bryce Benhart)
- Made his 25th straight start at left tackle at Ohio State

**CAREER STATS**

- **Games:** 35  
(9 in 2017; 12 in 2018; 12 in 2019; 2 in 2020)
- **Starts:** 35  
(9 in 2017; 12 in 2018; 12 in 2019; 2 in 2020)



**CAMERON JURGENS** #51

6-3 | 285 | SO. | OL  
BEATRICE, NEB.

**CAREER HONORS**

- 2-Time Nebraska Scholar-Athlete Honor Roll
- Brook Berringer Citizenship Team (2019)
- Tom Osborne Citizenship Team (2019)

**CAREER NOTES**

- Spent his true freshman season at tight end before switching to center in the spring of 2019
- In 2019, became the first freshman (true or redshirt) to start a game at center for Nebraska since freshmen regained eligibility in 1972
- 1 of 6 freshmen offensive linemen (true or redshirt) to start a season opener at Nebraska

**SEASON HIGHLIGHTS**

- Made his 13th straight start at center at Ohio State
- Missed the Northwestern game due to injury

**CAREER STATS**

- **Games:** 14 (1 in 2018\*; 12 in 2019; 1 in 2020)
- **Starts:** 13 (12 in 2019; 1 in 2020)

\*redshirt season (at tight end)



**RAHMIR JOHNSON** #14

5-10 | 180 | R-FR. | RB  
ORADELL, N.J.

**CAREER HONORS**

- Brook Berringer Citizenship Team (2020)
- Tom Osborne Citizenship Team (2020)

**CAREER NOTES**

- Redshirted in 2019, but played in four games and rushed for 64 yards on 21 carries

**SEASON HIGHLIGHTS**

- Had a career-long 17-yard catch at Ohio State
- Also returned three kickoffs for 54 yards, his first three career kickoff returns

**GAME-BY-GAME**

OPPONENT	ATT.	YDS	TD	LONG
at Ohio St.	0	0	0	0
at Northwestern	-Did Not Play-			
Penn St.				
Illinois				
at Iowa				
at Purdue				
Minnesota				

**CAREER RUSHING STATS**

YEAR	G/S	ATT.	NET	Y/A	Y/G	TD
2019*	4/0	21	64	3.0	16.3	1
2020	1/0	0	0	0.0	0.0	0
<b>TOTAL</b>	<b>5/0</b>	<b>21</b>	<b>64</b>	<b>3.0</b>	<b>12.8</b>	<b>1</b>

\*redshirt season

**RECEIVING:** 2 rec., 29 yds, 0 TD

**KICKOFF RETURNS:** 3 ret., 54 yds, 0 TD

**CAREER HIGHS**

<b>Attempts</b>	18 at Maryland (2019)
<b>Yards</b>	55 at Maryland (2019)
<b>Touchdowns</b>	1 at Maryland (2019)
<b>Long Rush</b>	13 at Maryland (2019)
<b>Receptions</b>	1 twice
<b>Receiving Yards</b>	17 yards at Ohio St. (2020)
<b>Receiving Touchdowns</b>	none
<b>Long Reception</b>	17 yards at Ohio St. (2020)



**ADRIAN MARTINEZ** #2  
 6-2 | 225 | JR. | QB  
 FRESNO, CALIF.

**CAREER HONORS**

- 2-Time Team Captain (2019 & 2020)
- Freshman All-American (2018)
- 2-Time Walter Camp Award Watch List
- 2-Time Maxwell Award Watch List
- Davey O'Brien Award Watch List (2019)
- Manning Award Watch List (2019)
- Honorable-Mention All-Big Ten (2018)
- National Performer of the Week (2018 vs. Minn.)
- National Freshman of the Week (2018 vs. Colo.)
- 3-Time Big Ten Freshman of the Week (2018)
- NU Outstanding Male Newcomer (2018-19)
- Nebraska Offensive Back of the Year (2018)
- Academic All-Big Ten (2020)
- 4-Time Nebraska Scholar-Athlete Honor Roll
- 2-Time Brook Berringer Citizenship Team
- 2-Time Tom Osborne Citizenship Team

**NEBRASKA RECORDS**

- Career 400-Yard Total Offense Games (4)
- Season Total Offense Per Game (295.1 in 2018)
- Season 400-Yard Total Offense Games (3 in 2018)
- Season 300-Yard Total Offense Games (7 in 2018)
- Game Completion Pct. (86.2 vs. Minn. in 2018)

**ACTIVE NCAA CAREER RANKINGS**

- Total Offensive Yards Per Game: 10th (271.5)

**CAREER NOTES**

- 1 of 13 two-time captains in school history
- In 2019, was just the second sophomore captain at Nebraska since 1930
- In 2018, posted the highest total offense average (295.1 ypg) ever by a true freshman quarterback at a Power Five school
- Overall, posted the 10th-highest total offense average by an FBS freshman and the fifth-best mark by a true freshman
- 1 of 6 freshmen in FBS history to average 200 passing yards & 50 rushing yards per game (1 of 2 true freshmen to hit both marks)
- Is the only true freshman quarterback to start a season opener in Nebraska history
- 1 of 3 true freshmen quarterbacks to start for NU
- 1 of 2 Huskers to have a 300-yard passing and 100-yard rushing game (also Taylor Martinez)
- 1 of 4 Huskers with 4,000 career passing yards and 1,000 career rushing yards (Eric Crouch, Taylor Martinez, Tommy Armstrong Jr.)
- Fastest Husker to record 5,000 total yards (18th game, three games faster than Taylor Martinez)
- Matched Zac Taylor as the fastest Husker to record 4,000 passing yards (18 games)

**SEASON HIGHLIGHTS**

- Accounted for 190 yards of offense at Ohio State, completing 12-of-15 passes for 105 yards and rushing 13 times for 85 yards and one score

**PASSING GAME-BY-GAME**

OPPONENT	COMP-ATT	YDS	TD	INT
at Ohio St.	12-15	105	0	0
at Northwestern	12-27	125	0	1
Penn St.				
Illinois				
at Iowa				
at Purdue				
Minnesota				

**RUSHING GAME-BY-GAME**

OPPONENT	ATT.	YDS	TD	LONG
at Ohio St.	13	85	1	39
at Northwestern	13	102	0	28
Penn St.				
Illinois				
at Iowa				
at Purdue				
Minnesota				

**TOTAL OFFENSE GAME-BY-GAME**

OPPONENT	ATT.	PASS	RUSH	TOT
at Ohio St.	28	105	85	190
at Northwestern	40	125	102	227
Penn St.				
Illinois				
at Iowa				
at Purdue				
Minnesota				

**CAREER PASSING STATS**

YEAR	G/S	CMP-ATT	PCT	YDS	TD	INT
2018	11/11	224-347	64.6	2,617	17	8
2019	10/10	149-251	59.4	1,956	10	9
2020	2/2	24-42	57.1	230	0	1
<b>TOTAL</b>	<b>23/23</b>	<b>397-640</b>	<b>62.0</b>	<b>4,803</b>	<b>27</b>	<b>18</b>

Total Offense: 950 att., 6,245 yds, 43 TDs

**CAREER RUSHING STATS**

YEAR	G/S	ATT.	NET	Y/A	Y/G	TD
2018	11/11	140	629	4.5	57.2	8
2019	10/10	144	626	4.3	62.6	7
2020	2/2	26	187	7.2	93.5	1
<b>TOTAL</b>	<b>23/23</b>	<b>310</b>	<b>1,442</b>	<b>4.6</b>	<b>62.7</b>	<b>16</b>

**CAREER PASSING HIGHS**

Attempts	42 twice
Completions	26 at Iowa (2018)
Yards	384 at Wisconsin (2018)
Touchdowns	3 three times
Long Pass	75 twice (both TDs)

**CAREER RUSHING HIGHS**

Attempts	20 at Ohio St. (2018)
Yards	125 vs. Minnesota (2018)
Touchdowns	2 three times
Long Rush	56 vs. Ohio St. (2019)

**CAREER TOTAL OFFENSE HIGHS**

Attempts	60 vs. Purdue (2018)
Yards	446 at Illinois (2019)
Total Touchdowns	4 three times

**MARTINEZ RECORD WATCH**

**CAREER TOTAL OFFENSE**

RK.	PLAYER, YEARS	YDS
1.	Tommy Armstrong Jr., 2013-16	10,690
2.	Taylor Martinez, 2010-13	10,233
3.	Eric Crouch, 1998-2001	7,915
4.	<b>Adrian Martinez, 2018-pres.</b>	<b>6,245</b>

**CAREER PASSING YARDS**

RK.	PLAYER, YEARS	YDS
1.	Tommy Armstrong Jr., 2013-17	8,871
2.	Taylor Martinez, 2010-13	7,258
3.	Zac Taylor, 2005-06	5,850
4.	Joe Ganz, 2005-08	5,125
5.	Dave Humm, 1972-74	5,035
6.	<b>Adrian Martinez, 2018-pres.</b>	<b>4,803</b>

**CAREER COMPLETION PERCENTAGE**

RK.	PLAYER, YEARS	PCT.
1.	Joe Ganz, 2006-08	65.1
2.	Sam Keller, 2007	63.1
3.	<b>Adrian Martinez, 2018-present</b>	<b>62.0</b>

Minimum 1,000 career passing yards

**CAREER COMPLETIONS**

RK.	PLAYER, YEARS	COMP.
1.	Tommy Armstrong Jr., 2013-16	625
2.	Taylor Martinez, 2010-13	575
3.	Zac Taylor, 2005-06	470
5.	<b>Adrian Martinez, 2018-present</b>	<b>397</b>

**CAREER 250-YARD PASSING GAMES**

RK.	PLAYER, YEARS	GAMES
1.	Tommy Armstrong Jr., 2013-16	14
2.	Joe Ganz, 2006-08	11
3.	<b>Adrian Martinez, 2018-present</b>	<b>10</b>

**CAREER 300-YARD PASSING GAMES**

RK.	PLAYER, YEARS	GAMES
1.	Joe Ganz, 2006-08	8
2.	Tommy Armstrong Jr., 2013-16	6
3.	Taylor Martinez, 2010-13	4
t-4.	<b>Adrian Martinez, 2018-present</b>	<b>3</b>

**CAREER 400-YARD TOTAL OFFENSE GAMES**

RK.	PLAYER, YEARS	GAMES
1.	<b>Adrian Martinez, 2018-present</b>	<b>4</b>
2.	Joe Ganz, 2006-08	3

**CAREER 300-YARD TOTAL OFFENSE GAMES**

RK.	PLAYER, YEARS	GAMES
1.	Tommy Armstrong Jr., 2013-16	13
2.	<b>Adrian Martinez, 2018-present</b>	<b>12</b>



**LUKE McCAFFREY** #7  
 6-2 | 200 | R-FR. | QB  
 HIGHLANDS RANCH, COLO.

**CAREER HONORS**

- 3-Time Nebraska Scholar-Athlete Honor Roll

**PERSONAL NOTES**

- Son of Ed McCaffrey, a 13-year NFL wide receiver, three-time Super Bowl champion and current head coach of Northern Colorado
- Each of his three older brothers played college football
- Max played at Duke and in the NFL
- Christian was the 2015 AP Player of the Year at Stanford and a first-team NFL All-Pro with the Carolina Panthers in 2019
- Dylan is a quarterback at Michigan
- Grandfather, Dave Sime, was the silver medalist in the 100-yard dash at the 1960 Rome Olympics

**SEASON HIGHLIGHTS**

- Played quarterback, running back and receiver at Ohio State, accounting for 135 total yards
- Rushed for 80 yards - including a career-long 47-yard run - threw for 55 yards and had a five-yard reception
- Saw extensive second-half action at Northwestern, setting career highs in completions (12), pass attempts (16) and passing yards (93)
- Complete 12-of-16 passes for 93 yards and rushed eight times for 49 yards

**PASSING GAME-BY-GAME**

OPPONENT	COMP-ATT	YDS	TD	INT
at Ohio St.	4-5	55	0	0
at Northwestern	12-16	93	0	1
Penn St.				
Illinois				
at Iowa				
at Purdue				
Minnesota				

**RUSHING GAME-BY-GAME**

OPPONENT	ATT.	YDS	TD	LONG
at Ohio St.	9	80	0	47
at Northwestern	8	49	0	20
Penn St.				
Illinois				
at Iowa				
at Purdue				
Minnesota				

**TOTAL OFFENSE GAME-BY-GAME**

OPPONENT	ATT.	PASS	RUSH	TOT
at Ohio St.	14	55	87	142
at Northwestern	24	93	49	142
Penn St.				
Illinois				
at Iowa				
at Purdue				
Minnesota				

**CAREER PASSING STATS**

YEAR	G/S	CMP-ATT	PCT	YDS	TD	INT
2019*	4/0	9-12	75.0	142	2	0
2020	2/0	16-21	76.2	148	0	1
<b>TOTAL</b>	<b>6/0</b>	<b>25-33</b>	<b>75.8</b>	<b>290</b>	<b>2</b>	<b>1</b>

\*redshirt season

Total Offense: 74 att., 585 yds, 3 TDs

**CAREER RUSHING STATS**

YEAR	G/S	ATT.	NET	Y/A	Y/G	TD
2019*	4/0	24	166	6.9	41.5	1
2020	2/0	17	129	7.6	64.5	0
<b>TOTAL</b>	<b>6/0</b>	<b>41</b>	<b>295</b>	<b>7.2</b>	<b>49.2</b>	<b>1</b>

\*redshirt season

Receiving: 2 rec., 17 yds, 0 TDs

**CAREER PASSING HIGHS**

Attempts	16 at Northwestern (2020)
Completions	12 at Northwestern (2020)
Yards	93 at Northwestern (2020)
Touchdowns	1 twice (both in 2019)
Long Pass	39 vs. Iowa [TD] (2019)

**CAREER RUSHING HIGHS**

Attempts	12 vs. Indiana (2019)
Yards	83 at Maryland (2019)
Touchdowns	1 at Maryland (2019)
Long Rush	47 at Ohio St. (2020)

**CAREER TOTAL OFFENSE HIGHS**

Attempts	24 at Northwestern (2020)
Yards	147 vs. Indiana (2019)
Total Touchdowns	1 three times



**COLLIN MILLER** #31  
 6-3 | 245 | SR. | ILB  
 FISHERS, IND.

**CAREER HONORS**

- Team Captain (2020)
- Nebraska Linebacker of the Year (2019)
- Nebraska Scout Team Defensive MVP (2016)
- Academic All-Big Ten (2017)
- Nebraska Scholar-Athlete Honor Roll (Spring 2017)
- 2-Time Brook Berringer Citizenship Team
- 2-Time Tom Osborne Citizenship Team

**CAREER NOTES**

- Has started 14 consecutive games at inside linebacker

**SEASON HIGHLIGHTS**

- Recorded his 100th career tackle and tied for the team lead with seven tackles at Ohio State
- Had a career-high 1.5 TFLs vs. the Buckeyes
- Made six tackles, including a half TFL, and added a quarterback hurry at Northwestern

**GAME-BY-GAME**

OPPONENT	UT-AT-TT	TFL-YD	SACK-YD
at Ohio St.	3-4-7	1.5-3	0.0-0
at Northwestern	2-4-6	0.5-0	0.0-0
Penn St.			
Illinois			
at Iowa			
at Purdue			
Minnesota			

**CAREER TACKLE STATS**

YEAR	G/S	UT	AT	TT	TFL-YD	SCK-YD
2016		Redshirt				
2017	12/0	4	7	11	0-0	0.0-0
2018	12/0	9	8	17	1-7	0.0-0
2019	12/12	36	31	67	7-13	1.0-5
2020	2/2	5	8	13	2.0-3	0.0-0
<b>TOTAL</b>	<b>38/14</b>	<b>54</b>	<b>54</b>	<b>108</b>	<b>10.0-23</b>	<b>1.0-5</b>

**CAREER MISCELLANEOUS STATS**

YEAR	FF	FR	PBU	INT	QBH	BLK
2016	Redshirt					
2017	0	1	0	0	0	0
2018	0	0	0	0	0	0
2019	2	1	4	0	1	0
2020	0	0	0	0	1	0
<b>TOTAL</b>	<b>2</b>	<b>2</b>	<b>4</b>	<b>0</b>	<b>2</b>	<b>0</b>

**CAREER HIGHS**

Tackles	10 at Minnesota (2019)
TFLs	1.5 at Ohio St. (2020)
Sacks	1.0 at Maryland (2019)
Breakups	1 four times



**DEDRICK MILLS #26**

5-11 | 220 | SR. | RB  
WAYCROSS, GA.

**CAREER HONORS**

- Doak Walker Award Watch List (2020)
- Honorable-Mention All-Big Ten (2019)
- 2016 Gator Bowl MVP (at Georgia Tech)
- 2-Time ACC Co-Rookie of the Week (2016)
- Nebraska Scholar-Athlete Honor Roll (Spring 2020)
- Brook Berringer Citizenship Team (2020)
- Tom Osborne Citizenship Team (2020)

**CAREER NOTES**

- Ranks 63rd among all FBS players in career rushing yards (1,600)
- Spent his freshman season at Georgia Tech in 2016
- Was a two-time ACC Rookie of the Week & MVP of the 2016 Gator Bowl after rushing for 169 yards on 31 carries

**SEASON HIGHLIGHTS**

- Rushed for 29 yards and one touchdown at Ohio State
- Had 59 yards rushing, including a 3-yard touchdown, at Northwestern
- Also led Nebraska with a career-high six receptions for 33 yards at Northwestern

**GAME-BY-GAME**

OPPONENT	ATT.	YDS	TD	LONG
at Ohio St.	9	29	1	8
at Northwestern	19	59	1	15
Penn St.				
Illinois				
at Iowa				
at Purdue				
Minnesota				

**CAREER RUSHING STATS**

YEAR	G/S	ATT.	NET	Y/A	Y/G	TD
2016*	9/7	152	771	5.1	85.7	12
2017		at Garden City CC (Redshirt)				
2018		at Garden City CC				
2019	12/6	143	745	5.2	62.1	10
2020	2/2	28	84	3.0	42.0	2
<b>TOTAL</b>	<b>23/15</b>	<b>323</b>	<b>1,600</b>	<b>4.9</b>	<b>69.6</b>	<b>23</b>

\*at Georgia Tech

RECEIVING: 23 rec., 161 yds, 1 TD

PASSING: 0-for-1, 0 yds, 1 INT, 0 TD

**CAREER HIGHS**

<b>Rushing Attempts</b>	31 vs. Kentucky (2016)*
<b>Rushing Yards</b>	188 vs. Wisconsin (2019)
<b>Rushing Touchdowns</b>	3 vs. Vanderbilt (2016)*
<b>Long Rush</b>	61 vs. Northern Illinois (2019)
<b>Receptions</b>	6 at Northwestern (2020)
<b>Receiving Yards</b>	34 vs. Iowa (2019)
<b>Receiving Touchdowns</b>	1 vs. Miami (2016)*
<b>Long Reception</b>	20 at Colorado (2019)

\*at Georgia Tech



**GARRETT NELSON #44**

6-3 | 260 | SO. | OLB  
SCOTTSBLUFF, NEB.

**CAREER HONORS**

- 2-Time Nebraska Scholar-Athlete Honor Roll

**PERSONAL NOTES**

- His father Chris was a two-time All-American wrestler at Nebraska

**SEASON HIGHLIGHTS**

- Made one tackle at Ohio State in his first career start
- Had three tackles and a quarterback hurry at Northwestern

**GAME-BY-GAME**

OPPONENT	UT-AT-TT	TFL-YD	SACK-YD
at Ohio St.	1-0-1	0.0-0	0.0-0
at Northwestern	2-1-3	0.0-0	0.0-0
Penn St.			
Illinois			
at Iowa			
at Purdue			
Minnesota			

**CAREER TACKLE STATS**

YEAR	G/S	UT	AT	TT	TFL-YD	SCK-YD
2019	11/0	4	11	15	2-5	0.0-0
2020	2/2	3	1	4	0.0-0	0.0-0
<b>TOTAL</b>	<b>13/2</b>	<b>9</b>	<b>12</b>	<b>19</b>	<b>2.0-5</b>	<b>0.0-0</b>

**CAREER MISCELLANEOUS STATS**

YEAR	FF	FR	PBU	INT	QBH	BLK
2019	0	0	0	0	0	0
2020	0	0	0	0	1	0
<b>TOTAL</b>	<b>0</b>	<b>0</b>	<b>0</b>	<b>0</b>	<b>1</b>	<b>0</b>

**CAREER HIGHS**

<b>Tackles</b>	5 vs. Wisconsin (2019)
<b>TFLs</b>	2 at Minnesota (2019)
<b>Sacks</b>	none
<b>Breakups</b>	none



**QUINTON NEWSOME #6**

6-2 | 180 | SO. | CB  
SUWANEE, GA.

**CAREER HONORS**

- 2-Time Nebraska Scholar-Athlete Honor Roll
- Brook Berringer Citizenship Team (2020)
- Tom Osborne Citizenship Team (2020)

**SEASON HIGHLIGHTS**

- Had his first four career tackles at Ohio State
- Also forced a fumble that was recovered by Nebraska
- Started in place of Cam Taylor-Britt (missed first half due to targeting disqualification the previous game) at Northwestern and made three tackles

**GAME-BY-GAME**

OPPONENT	UT-AT-TT	TFL-YD	PBU	INT
at Ohio St.	3-1-4	0.0-0	0	0
at Northwestern	3-0-3	0.0-0	0	0
Penn St.				
Illinois				
at Iowa				
at Purdue				
Minnesota				

**CAREER TACKLE STATS**

YEAR	G/S	UT	AT	TT	TFL-YD	SCK-YD
2019	10/0	0	0	0	0-0	0.0-0
2020	2/1	6	1	7	0.0-0	0.0-0
<b>TOTAL</b>	<b>12/1</b>	<b>6</b>	<b>1</b>	<b>7</b>	<b>0.0-0</b>	<b>0.0-0</b>

**CAREER MISCELLANEOUS STATS**

YEAR	FF	FR	PBU	INT	QBH	BLK
2019	0	0	0	0	0	0
2020	1	0	0	0	0	0
<b>TOTAL</b>	<b>1</b>	<b>0</b>	<b>0</b>	<b>0</b>	<b>0</b>	<b>0</b>

**CAREER HIGHS**

<b>Tackles</b>	4 at Ohio St. (2020)
<b>TFLs</b>	none
<b>Sacks</b>	none
<b>Breakups</b>	none



**PHELDARIUS #49  
PAYNE**

6-3 | 275 | JR. | DL  
SUFFOLK, VA.

**CAREER NOTES**

- Came to Nebraska from Lackawanna Community College in Pennsylvania

**SEASON HIGHLIGHTS**

- Totaled two tackles in his Husker debut at Ohio State
- Made two more tackles at Northwestern

**GAME-BY-GAME**

OPPONENT	UT-AT-TT	TFL-YD	SACK-YD
at Ohio St.	0-2-2	0.0-0	0.0-0
at Northwestern	1-1-2	0.0-0	0.0-0
Penn St.			
Illinois			
at Iowa			
at Purdue			
Minnesota			

**CAREER TACKLE STATS**

YEAR	G/S	UT	AT	TT	TFL-YD	SCK-YD
2020	2/0	1	3	4	0.0-0	0.0-0

**CAREER MISCELLANEOUS STATS**

YEAR	FF	FR	PBU	INT	QBH	BLK
2020	0	0	0	0	0	0

**CAREER HIGHS**

Tackles	2 twice
TFLs	none
Sacks	none
Breakups	none



**ETHAN #58  
PIPER**

6-4 | 300 | R-FR. | OL  
NORFOLK, NEB.

**CAREER HONORS**

- 2-Time Nebraska Scholar-Athlete Honor Roll

**CAREER NOTES**

- Played in one game while redshirting in 2019, becoming the 13th true freshman offensive lineman to play in a game at Nebraska

**SEASON HIGHLIGHTS**

- Has seen playing time on the line in both games
- Made his first career start at Northwestern (left guard)

**CAREER STATS**

- Games: 1 (1 in 2019; 2 in 2020)
- Starts: 1 (1 in 2020)



**WILLIAM #40  
PRZYSTUP**

6-4 | 250 | SO. | P  
OVIEDO, FLA.

**CAREER NOTES**

- Began his career at Michigan State, playing in four games while redshirting in 2018

**SEASON HIGHLIGHTS**

- Earned his first Nebraska start at punter and punted five times for a 44.6-yard average with a long of 51
- Averaged 40.4 yards on five punts at Northwestern with a career-long 56-yard punt

**PUNTING GAME-BY-GAME**

OPPONENT	NO.	AVG	I20	LONG
at Ohio St.	5	44.6	1	51
at Northwestern	5	40.4	0	56
Penn St.				
Illinois				
at Iowa				
at Purdue				
Minnesota				

**CAREER PUNTING STATS**

YEAR	NO.	AVG	LG	TB	I20	50+	BLK
2018*^	27	40.6	55	3	9	5	0
2019	0	0.0	-	0	0	0	0
2020	10	42.5	56	1	1	2	0
<b>TOTAL</b>	<b>37</b>	<b>41.1</b>	<b>56</b>	<b>4</b>	<b>10</b>	<b>7</b>	<b>0</b>

\*at Michigan State

^redshirt season

KICKOFFS: 34 att., 11 touchbacks

**CAREER PUNTING HIGHS**

Punts	8 vs. Rutgers (2018)*
Average	46.2 at Ohio St. (2018)*
Inside 20	5 vs. Rutgers (2018)*
50-Yard Punts	2 twice*
Long Punt	56 at Northwestern (2020)

\*at Michigan State



**TY ROBINSON** #99

6-6 | 315 | R-FR. | DL  
GILBERT, ARIZ.

**CAREER NOTES**

- Redshirted in 2019, but played in three games

**SEASON HIGHLIGHTS**

- Started and made the first three tackles of his career at Ohio State, including 1.0 tackle for loss
- Had another TFL, a career-high four tackles and his first career quarterback hurry at Northwestern

**GAME-BY-GAME**

OPPONENT	UT-AT-TT	TFL-YD	SACK-YD
at Ohio St.	1-2-3	1.0-2	0.0-0
at Northwestern	3-1-4	1.0-1	0.0-0
Penn St.			
Illinois			
at Iowa			
at Purdue			
Minnesota			

**CAREER TACKLE STATS**

YEAR	G/S	UT	AT	TT	TFL-YD	SCK-YD
2019	3/0	0	0	0	0-0	0.0-0
2020	2/2	4	3	7	2.0-3	0.0-0
<b>TOTAL</b>	<b>5/2</b>	<b>4</b>	<b>3</b>	<b>7</b>	<b>2.0-3</b>	<b>0.0-0</b>

\*redshirt season

**CAREER MISCELLANEOUS STATS**

YEAR	FF	FR	PBU	INT	QBH	BLK
2019	0	0	0	0	0	0
2020	0	0	0	0	1	0
<b>TOTAL</b>	<b>0</b>	<b>0</b>	<b>0</b>	<b>0</b>	<b>1</b>	<b>0</b>

\*redshirt season

**CAREER HIGHS**

<b>Tackles</b>	4 at Northwestern (2020)
<b>TFLs</b>	1.0 twice
<b>Sacks</b>	none
<b>Breakups</b>	none



**WAN'DALE ROBINSON** #1

5-10 | 190 | SO. | WR  
FRANKFORT, KY.

**CAREER HONORS**

- Paul Hornung Award Finalist (2019)
- Paul Hornung Award Watch List (2020)
- 2nd-Team Freshman All-American (2019, The Athletic)
- Honorable-Mention All-Big Ten (2019)
- 2-Time Big Ten Freshman of the Week (2019)
- Nebraska Scholar-Athlete Honor Roll (Spring 2019)

**NEBRASKA RECORDS**

- Receptions by a True Freshman (40 in 2019)
- Receiving Yards by a True Freshman (443 in 2019)

**PERSONAL NOTES**

- Only letterwinner from Kentucky in NU history

**CAREER NOTES**

- 1 of 4 Husker true freshmen to total 1,000 all-purpose yards (Ahman Green in 1995; Ameer Abdullah in 2011; De'Mornay Pierson-El in 2014)
- 1 of 4 finalists for the 2019 Paul Hornung Award, presented to the nation's most versatile player
- Joined Ameer Abdullah (2014) as the only Hornung Award finalists in Husker history
- In 2019, was 4th nationally among all freshmen and 2nd among all Power Five Conference freshmen in all-purpose yards per game (112.8)

**SEASON HIGHLIGHTS**

- Led Nebraska with six catches and 49 receiving yards at Ohio State
- Had six of the eight receptions by a Husker wide receiver against the Buckeyes
- Added four catches for 32 yards at Northwestern
- His final catch was the 50th of his career, as he reached the mark in his 12th game to become the 2nd-fastest Husker to 50 career catches

**RECEIVING GAME-BY-GAME**

OPPONENT	REC.	YDS	TD	LONG
at Ohio St.	6	49	0	21
at Northwestern	4	32	0	14
Penn St.				
Illinois				
at Iowa				
at Purdue				
Minnesota				

**CAREER STATS**

YEAR	G/S	REC.	YDS	Y/R	Y/G	TD
2019	10/4	40	453	11.3	45.3	2
2020	2/2	10	81	8.1	40.5	0
<b>TOTAL</b>	<b>12/6</b>	<b>50</b>	<b>534</b>	<b>10.7</b>	<b>44.5</b>	<b>2</b>

RUSHING: 88 att., 340 yds, 3 TDs

**CAREER ALL-PURPOSE STATS**


YEAR	RUSH	REC	PR	KR	TOT	Y/G
2019	340	453	0	235	1,029	102.9
2020	0	81	-5	0	76	38.0
<b>TOTAL</b>	<b>340</b>	<b>534</b>	<b>-5</b>	<b>235</b>	<b>1,105</b>	<b>92.1</b>

KICKOFF RETURNS: 11 ret., 236 yds, 0 TD

PUNT RETURNS: 1 ret., -5 yds, 0 TD

**CAREER HIGHS**

<b>Receptions</b>	8 at Illinois
<b>Receiving Yards</b>	123 vs. Northwestern (2019)
<b>Receiving Touchdowns</b>	2 at Illinois (2019)
<b>Long Reception</b>	49 vs. Northwestern (2019)
<b>Rushes</b>	22 vs. Indiana (2019)
<b>Rushing Yards</b>	89 at Illinois (2019)
<b>Rushing Touchdowns</b>	1 three times
<b>Long Rush</b>	42 vs. Northwestern (2019)



**LUKE REIMER #28**

6-1 | 220 | SO. | ILB  
LINCOLN, NEB.

**CAREER HONORS**

- Nebraska Scholar-Athlete Honor Roll (Spring 2020)

**SEASON HIGHLIGHTS**

- Missed the Ohio State game due to injury
- Made his first career start at Northwestern and led Nebraska with a career-high 10 tackles, a career-high 1.5 TFLs and his first career sack
- Also forced a fumble on his sack

**GAME-BY-GAME**

OPPONENT	UT-AT-TT	TFL-YD	SACK-YD
at Ohio St.	-Did Not Play-		
at Northwestern	7-3-10	1.5-9	1.0-8
Penn St.			
Illinois			
at Iowa			
at Purdue			
Minnesota			

CAREER TACKLE STATS							
YEAR	G/S	UT	AT	TT	TFL-YD	SCK-YD	
2019	10/0	7	4	11	1-4	0.0-0	
2020	1/1	7	3	10	1.5-9	1.0-8	
<b>TOTAL</b>	<b>11/1</b>	<b>14</b>	<b>7</b>	<b>21</b>	<b>2.5-13</b>	<b>1.0-8</b>	

CAREER MISCELLANEOUS STATS							
YEAR	FF	FR	PBU	INT	QBH	BLK	
2019	0	1	0	0	0	0	
2020	1	0	0	0	0	0	
<b>TOTAL</b>	<b>1</b>	<b>1</b>	<b>0</b>	<b>0</b>	<b>0</b>	<b>0</b>	

CAREER HIGHS	
Tackles	10 at Northwestern (2020)
TFLs	1.5 at Northwestern (2020)
Sacks	1.0 at Northwestern (2020)
Breakups	none



**CASEY ROGERS #98**

6-4 | 300 | SO. | DL  
SYRACUSE, N.Y.

**CAREER HONORS**

- Academic All-Big Ten (2019)
- Nebraska Scholar-Athlete Honor Roll (Fall 2018)
- 2-Time Brook Berringer Citizenship Team
- 2-Time Tom Osborne Citizenship Team

**PERSONAL NOTES**

- Father, Lelan, is an assistant men's lacrosse coach at Syracuse

**SEASON HIGHLIGHTS**

- Totaled the first four tackles of his career at Ohio State, leading all Husker defensive linemen in stops
- Made his first career start at Northwestern and made one tackle

GAME-BY-GAME			
OPPONENT	UT-AT-TT	TFL-YD	SACK-YD
at Ohio St.	2-2-4	0.0-0	0.0-0
at Northwestern	1-0-1	0.0-0	0.0-0
Penn St.			
Illinois			
at Iowa			
at Purdue			
Minnesota			

CAREER TACKLE STATS							
YEAR	G/S	UT	AT	TT	TFL-YD	SCK-YD	
2018							Redshirt
2019	4/0	0	0	0	0-0	0.0-0	
2020	2/1	3	2	5	0.0-0	0.0-0	
<b>TOTAL</b>	<b>6/1</b>	<b>3</b>	<b>2</b>	<b>5</b>	<b>0.0-0</b>	<b>0.0-0</b>	

CAREER MISCELLANEOUS STATS							
YEAR	FF	FR	PBU	INT	QBH	BLK	
2018							Redshirt
2019	0	0	0	0	0	0	
2020	0	0	0	0	0	0	
<b>TOTAL</b>	<b>0</b>	<b>0</b>	<b>0</b>	<b>0</b>	<b>0</b>	<b>0</b>	

CAREER HIGHS	
Tackles	4 at Ohio State (2020)
TFLs	none
Sacks	none
Breakups	none



**BEN STILLE #95**

6-5 | 295 | SR. | DL  
ASHLAND, NEB.

**CAREER HONORS**

- Campbell Trophy Semifinalist (2020)
- 2-Time Wuerffel Trophy Watch List
- 2-Time AFCA Good Works Team Nominee
- Big Ten Sportsmanship Award (2019)
- BTN All-Freshman Team (2017)
- Big Ten Freshman of the Week (2017 vs. Illinois)
- Academic All-District VII (2019)
- Big Ten Distinguished Scholar (2019)
- 3-Time Academic All-Big Ten
- 6-Time Nebraska Scholar-Athlete Honor Roll
- Sam Foltz Hero 27 Leadership Award (2019)
- 4-Time Brook Berringer Citizenship Team
- 4-Time Tom Osborne Citizenship Team

**PERSONAL NOTES**

- Earned his degree in nutrition and health sciences in December of 2019
- 2020 Campbell Trophy Semifinalist, a 2-time Wuerffel Trophy Watch List member and a two-time AFCA Good Works Team Nominee

**CAREER NOTES**

- 1st Husker freshman to lead NU in TFLs (10 in 2017) since the stat began being tracked in 1968
- 1st Husker freshman to lead NU in sacks (3.5 in 2017) since the stat became official in 1981

**SEASON HIGHLIGHTS**


- Had three tackles and a half TFL at Ohio State

GAME-BY-GAME				
OPPONENT	UT-AT-TT	TFL-YD	SACK-YD	
at Ohio St.	2-1-3	0.5-0	0.0-0	
at Northwestern	2-2-4	0.0-0	0.0-0	
Penn St.				
Illinois				
at Iowa				
at Purdue				
Minnesota				

CAREER TACKLE STATS							
YEAR	G/S	UT	AT	TT	TFL-YD	SCK-YD	
2016							Redshirt
2017	9/1	12	12	24	10-38	3.5-27	
2018	12/11	10	15	25	5-28	5.0-28	
2019	12/2	13	18	31	8-38	3.0-20	
2020	2/2	4	3	7	0.5-0	0.0-0	
<b>TOTAL</b>	<b>35/16</b>	<b>39</b>	<b>48</b>	<b>87</b>	<b>23.5-104</b>	<b>11.5-75</b>	

CAREER MISCELLANEOUS STATS							
YEAR	FF	FR	PBU	INT	QBH	BLK	
2016							Redshirt
2017	1	0	1	0	1	0	
2018	0	0	2	0	6	0	
2019	0	0	1	0	5	0	
2020	0	0	0	0	0	0	
<b>TOTAL</b>	<b>1</b>	<b>0</b>	<b>4</b>	<b>0</b>	<b>12</b>	<b>0</b>	

CAREER HIGHS	
Tackles	5 vs. Northwestern (2019)
TFLs	3 at Illinois (2017)
Sacks	1.0 nine times
Breakups	2 vs. Bethune-Cookman (2018)



**MARVIN SCOTT III** #24

5-9 | 210 | FR. | RB  
DAYTONA BEACH, FLA.

**PERSONAL NOTES**

- Was a state champion weight lifter in high school

**SEASON HIGHLIGHTS**

- Made his debut at Northwestern with three carries for 14 yards

**GAME-BY-GAME**

OPPONENT	ATT.	YDS	TD	LONG
at Ohio St.	-Did Not Play-			
at Northwestern	3	14	0	8
Penn St.				
Illinois				
at Iowa				
at Purdue				
Minnesota				

**CAREER RUSHING STATS**

YEAR	G/S	ATT.	NET	Y/A	Y/G	TD
2020	1/0	3	14	4.7	14.0	0

**CAREER HIGHS**

<b>Rushing Attempts</b>	3 at Northwestern (2020)
<b>Rushing Yards</b>	14 at Northwestern (2020)
<b>Rushing Touchdowns</b>	none
<b>Long Rush</b>	8 at Northwestern (2020)



**JACK STOLL** #86

6-4 | 260 | SR. | TE  
LONE TREE, COLO.

**CAREER HONORS**

- 3-Time Mackey Award Watch List
- Big Ten Distinguished Scholar (2020)
- 3-Time Academic All-Big Ten
- 7-Time Nebraska Scholar-Athlete Honor Roll
- 4-Time Brook Berringer Citizenship Team
- 4-Time Tom Osborne Citizenship Team

**PERSONAL NOTES**

- Earned his degree in marketing in May of 2020

**SEASON HIGHLIGHTS**

- Made two catches for 24 yards at Ohio State before leaving the game in the first half with an injury
- Missed the Northwestern game due to injury, snapping his streak of 25 consecutive starts

**GAME-BY-GAME**

OPPONENT	REC.	YDS	TD	LONG
at Ohio St.	2	24	0	15
at Northwestern	-Did Not Play-			
Penn St.				
Illinois				
at Iowa				
at Purdue				
Minnesota				

**CAREER RECEIVING STATS**

YEAR	G/S	REC.	YDS	Y/R	Y/G	TD
2016	Redshirt					
2017	12/1	8	89	11.1	7.4	2
2018	12/12	21	245	11.7	20.4	3
2019	12/12	25	234	9.4	19.5	1
2020	1/1	2	24	12.0	24.0	0
<b>TOTAL</b>	<b>37/26</b>	<b>56</b>	<b>592</b>	<b>10.6</b>	<b>16.0</b>	<b>6</b>

KICKOFF RETURNS: 2 ret., 16 yds, 0 TD

**CAREER HIGHS**

<b>Receptions</b>	4 four times
<b>Receiving Yards</b>	66 vs. South Alabama (2019)
<b>Receiving Touchdowns</b>	1 six times
<b>Long Reception</b>	42 vs. South Alabama (2019)



**CALEB TANNOR** #2

6-2 | 220 | JR. | OLB  
STONE RIDGE, GA.

**CAREER HONORS**

- Nebraska Scholar-Athlete Honor Roll (Spring 2019)
- Brook Berringer Citizenship Team (2019)
- Tom Osborne Citizenship Team (2019)

**SEASON HIGHLIGHTS**

- Totaled four tackles at Ohio State - one shy of his career high - and tied his career high with 1.0 sack
- Made two tackles at Northwestern and had a pair of quarterback hurries, the first two hurries of his career

**GAME-BY-GAME**

OPPONENT	UT-AT-TT	TFL-YD	SACK-YD
at Ohio St.	2-2-4	1.0-7	1.0-7
at Northwestern	1-1-2	0.0-0	0.0-0
Penn St.			
Illinois			
at Iowa			
at Purdue			
Minnesota			

**CAREER TACKLE STATS**

YEAR	G/S	UT	AT	TT	TFL-YD	SCK-YD
2018	12/0	6	4	10	1-7	1.0-7
2019	12/5	9	8	17	4-15	2.5-14
2020	2/0	3	3	6	1.0-7	1.0-7
<b>TOTAL</b>	<b>26/5</b>	<b>18</b>	<b>15</b>	<b>33</b>	<b>6.0-29</b>	<b>4.5-28</b>

**CAREER MISCELLANEOUS STATS**

YEAR	FF	FR	PBU	INT	QBH	BLK
2018	0	0	0	0	0	0
2019	0	0	1	0	0	0
2020	0	0	0	0	2	0
<b>TOTAL</b>	<b>0</b>	<b>0</b>	<b>1</b>	<b>0</b>	<b>2</b>	<b>0</b>

**CAREER HIGHS**

<b>Tackles</b>	5 vs. Northwestern (2019)
<b>TFLs</b>	2 vs. Northwestern (2019)
<b>Sacks</b>	1.0 three times
<b>Breakups</b>	1 at Illinois (2019)





**CAM TAYLOR-BRITT #5**  
 6-0 | 215 | JR. | CB  
 MONTGOMERY, ALA.

**CAREER HONORS**

- Honorable-Mention All-Big Ten (2019)
- Nebraska Boyd Epley Lifter of the Year (2019)
- Nebraska Scholar-Athlete Honor Roll (Spring 2020)
- Brook Berringer Citizenship Team (2019)
- Tom Osborne Citizenship Team (2019)

**CAREER NOTES**

- Ranked 3rd nationally with four forced fumbles in 2019, the most by any Husker since 1999

**SEASON HIGHLIGHTS**

- Made his fourth career start at cornerback at Ohio State and had five tackles before being disqualified in the second half due to targeting
- Had to sit out the first half at Northwestern and had two tackles and 1.0 TFL in the second half

**GAME-BY-GAME**

OPPONENT	UT-AT-TT	TFL-YD	PBU	INT
at Ohio St.	3-2-5	0.0-0	0	0
at Northwestern Penn St.	2-0-2	1.0-4	0	0
Illinois				
at Iowa				
at Purdue				
Minnesota				

**CAREER TACKLE STATS**

YEAR	G/S	UT	AT	TT	TFL-YD	SCK-YD
2018	11/0	9	3	12	0-0	0.0-0
2019	10/9	29	20	49	4-20	1.5-15
2020	2/1	5	2	7	1.0-7	0.0-0
<b>TOTAL</b>	<b>23/10</b>	<b>43</b>	<b>25</b>	<b>68</b>	<b>5.0-27</b>	<b>1.5-15</b>

**CAREER MISCELLANEOUS STATS**

YEAR	FF	FR	PBU	INT	QBH	BLK
2018	0	1	3	0	0	0
2019	4	1	3	3	0	0
2020	0	0	0	0	0	0
<b>TOTAL</b>	<b>4</b>	<b>2</b>	<b>6</b>	<b>3</b>	<b>0</b>	<b>0</b>

**CAREER HIGHS**

<b>Tackles</b>	7 vs. Ohio St. (2019)
<b>TFLs</b>	2 vs. South Alabama (2019)
<b>Sacks</b>	1.0 vs. South Alabama (2019)
<b>Breakups</b>	1 six times
<b>Interceptions</b>	1 three times
<b>Interception Returns for TD</b>	1 vs. Iowa (2019)



**RONALD THOMPKINS #25**  
 5-11 | 195 | R-FR. | RB  
 LOGANVILLE, GA.

**PERSONAL NOTES**

- Has overcome two torn ACL injuries, both suffered in high school
- His Husker debut at Ohio State marked his first game in 791 days

**SEASON HIGHLIGHTS**

- Had four carries for 22 yards at Ohio State and added a 10-yard reception
- Did not make the trip to Northwestern

**GAME-BY-GAME**

OPPONENT	ATT.	YDS	TD	LONG
at Ohio St.	4	22	0	9
at Northwestern Penn St.	-Did Not Play-			
Illinois				
at Iowa				
at Purdue				
Minnesota				

**CAREER RUSHING STATS**

YEAR	G/S	ATT.	NET	Y/A	Y/G	TD
2019						Redshirt
2020	1/0	4	22	5.5	22.0	0
<b>TOTAL</b>	<b>1/0</b>	<b>4</b>	<b>22</b>	<b>5.5</b>	<b>22.0</b>	<b>0</b>

RECEIVING: 1 rec., 10 yards, 0 TDs

**CAREER HIGHS**

<b>Rushing Attempts</b>	4 at Ohio St. (2020)
<b>Rushing Yards</b>	22 at Ohio St. (2020)
<b>Rushing Touchdowns</b>	none
<b>Long Rush</b>	9 at Ohio St. (2020)
<b>Receptions</b>	1 at Ohio St. (2020)
<b>Receiving Yards</b>	10 at Ohio St. (2020)
<b>Receiving Touchdowns</b>	none
<b>Long Reception</b>	10 at Ohio St. (2020)



**KADE WARNER #81**  
 6-1 | 210 | JR. | WR  
 SCOTTSDALE, ARIZ.

**CAREER HONORS**

- Team Captain (2020)
- 2-Time Academic All-Big Ten
- 2-Time Nebraska Scholar-Athlete Honor Roll
- 2-Time Brook Berringer Citizenship Team
- 2-Time Tom Osborne Citizenship Team

**PERSONAL NOTES**

- Is the son of Kurt Warner, a 2017 Pro Football Hall of Fame inductee, two-time NFL MVP and Super Bowl XXXIV MVP

**PERSONAL NOTES**

- Joined Nebraska as a walk-on but was placed on scholarship for the 2020 season

**SEASON HIGHLIGHTS**

- Made his 13th career start at Ohio State
- Started and caught two passes for 13 yards at Northwestern

**GAME-BY-GAME**

OPPONENT	REC.	YDS	TD	LONG
at Ohio St.	0	0	0	-
at Northwestern Penn St.	2	13	0	7
Illinois				
at Iowa				
at Purdue				
Minnesota				

**CAREER RECEIVING STATS**

YEAR	G/S	REC.	YDS	Y/R	Y/G	TD
2017						Redshirt
2018	9/7	17	95	5.6	10.6	0
2019	7/5	8	101	12.6	14.4	0
2020	2/2	2	13	6.5	6.5	0
<b>TOTAL</b>	<b>18/14</b>	<b>27</b>	<b>209</b>	<b>7.7</b>	<b>11.6</b>	<b>0</b>

**CAREER HIGHS**

<b>Receptions</b>	4 twice
<b>Receiving Yards</b>	38 at Minnesota (2019)
<b>Receiving Touchdowns</b>	none
<b>Long Reception</b>	26 at Minnesota (2019)



**DEONTAI WILLIAMS #8**

6-1 | 205 | SR. | S  
JACKSONVILLE, FLA.

**CAREER HONORS**

- Nebraska Scholar-Athlete Honor Roll (Fall 2018)

**CAREER NOTES**

- Has missed nearly two full seasons in his career due to his career
- Played in only the first game of the year at Jones County Community College as a true freshman in 2016 and played in only the opener as a junior at Nebraska in 2019

**PERSONAL NOTES**

- Earned his degree in child, youth and family studies in December of 2019
- His father, Roosevelt, was a 3rd-round NFL Draft pick in 2002 and played two seasons in the NFL (2002 with Chicago and 2003 with Cleveland)

**SEASON HIGHLIGHTS**

- Made his return to the field at Ohio State and tied his career high with five tackles before being disqualified in the second half due to a targeting penalty
- Missed the first half of the Northwestern game before totaling four tackles in the second half, including tying his career high with 1.0 TFLs

**GAME-BY-GAME**

OPPONENT	UT-AT-TT	TFL-YD	PBU	INT
at Ohio St.	5-0-5	0.0-0	0	0
at Northwestern	2-2-4	1.0-3	0	0
Penn St.				
Illinois				
at Iowa				
at Purdue				
Minnesota				

**CAREER TACKLE STATS**

YEAR	G/S	UT	AT	TT	TFL-YD	SCK-YD
2018	12/1	15	8	23	1-0	0.0-0
2019	1/1	2	0	2	0-0	0.0-0
2020	2/1	7	2	9	1.0-3	0.0-0
<b>TOTAL</b>	<b>15/3</b>	<b>24</b>	<b>10</b>	<b>34</b>	<b>2.0-3</b>	<b>0.0-0</b>

**CAREER MISCELLANEOUS STATS**

YEAR	FF	FR	PBU	INT	QBH	BLK
2018	2	1	2	2	0	0
2019	0	0	0	0	0	0
2020	0	0	0	0	0	0
<b>TOTAL</b>	<b>2</b>	<b>1</b>	<b>2</b>	<b>2</b>	<b>0</b>	<b>0</b>

**CAREER HIGHS**

Tackles	5 twice
TFLs	1.0 twice
Sacks	none
Breakups	1 twice (both in 2018)
Interceptions	1 twice (both in 2018)



**BOE WILSON #56**

6-3 | 300 | SR. | OL  
LEE'S SUMMIT, MO.

**CAREER HONORS**

- Honorable-Mention All-Big Ten (2018)
- 3-Time Academic All-Big Ten
- 6-Time Nebraska Scholar-Athlete Honor Roll

**CAREER NOTES**

- Has started 23 straight games (22 at right guard, 1 at left guard)

**SEASON HIGHLIGHTS**

- Started at left guard for the first time in his career at Ohio State
- Started at right guard at Northwestern

**CAREER STATS**

- **Games:** 38 (12 in 2017; 12 in 2018; 12 in 2019; 2 in 2020)
- **Starts:** 23 (9 in 2018; 12 in 2019; 2 in 2020)

## 2020 NEBRASKA SCHEDULE AND RESULTS

DATE	OPPONENT	RESULT	SCORE	RECORD	CONFERENCE	TIME	ATTEND.
Oct. 24	at No. 5 Ohio State *	L	17-52	0-1	0-1	3:19	1,344
Nov. 7	at Northwestern *	L	13-21	0-2	0-2	3:13	N/A

\*Big Ten Conference game

SCORE BY QUARTERS	1ST	2ND	3RD	4TH	OT	TOTAL
Nebraska	7	20	3	0		30
Opponents	21	10	21	21		73

### TEAM STATISTICS

TEAM STATISTICS	NU	OPP
<b>SCORING</b>	<b>30</b>	<b>73</b>
Points Per Game	15.0	36.5
Points Off Turnovers	10	7
<b>FIRST DOWNS</b>	<b>45</b>	<b>42</b>
Rushing	25	18
Passing	16	21
Penalty	4	3
<b>RUSHING YARDAGE</b>	<b>434</b>	<b>363</b>
Yards gained rushing	486	415
Yards lost rushing	52	52
Rushing Attempts	79	86
Average Per Rush	5.5	4.2
Average Per Game	217.0	181.5
TDs Rushing	3	5
<b>PASSING YARDAGE</b>	<b>378</b>	<b>445</b>
Comp-Att-Int	40-65-2	36-48-2
Average Per Pass	5.8	9.3
Average Per Catch	9.4	12.4
Average Per Game	189.0	222.5
TDs Passing	0	4
<b>TOTAL OFFENSE</b>	<b>812</b>	<b>808</b>
Total Plays	144	134
Average Per Play	5.6	6.0
Average Per Game	406.0	404.0
<b>KICK RETURNS: #-Yards</b>	<b>4-65</b>	<b>3-50</b>
<b>PUNT RETURNS: #-Yards</b>	<b>2--3</b>	<b>4-67</b>
<b>INT RETURNS: #-Yards</b>	<b>2-45</b>	<b>2-5</b>
<b>KICK RETURN AVERAGE</b>	<b>16.2</b>	<b>16.7</b>
<b>PUNT RETURN AVERAGE</b>	<b>-1.5</b>	<b>16.8</b>
<b>INT RETURN AVERAGE</b>	<b>22.5</b>	<b>2.5</b>
<b>FUMBLES-LOST</b>	<b>5-2</b>	<b>3-1</b>
<b>PENALTIES-Yards</b>	<b>17-145</b>	<b>11-78</b>
Average Per Game	72.5	39.0
<b>PUNTS-Yards</b>	<b>10-425</b>	<b>8-359</b>
Average Per Punt	42.5	44.9
Net punt average	33.8	45.2
<b>KICKOFFS-Yards</b>	<b>8-459</b>	<b>13-701</b>
Average Per Kick	57.4	53.9
Net kick average	41.8	41.2
<b>TIME OF POSSESSION/Game</b>	<b>29:37</b>	<b>30:23</b>
<b>3RD-DOWN Conversions</b>	<b>8/26</b>	<b>15/29</b>
3rd-Down Pct	31%	52%
<b>4TH-DOWN Conversions</b>	<b>2/3</b>	<b>3/3</b>
4th-Down Pct	67%	100%
<b>SACKS BY-Yards</b>	<b>4-29</b>	<b>4-22</b>
<b>MISC YARDS</b>	<b>0</b>	<b>0</b>
<b>TOUCHDOWNS SCORED</b>	<b>3</b>	<b>10</b>
<b>FIELD GOALS-ATTEMPTS</b>	<b>3-4</b>	<b>1-2</b>
<b>ON-SIDE KICKS</b>	<b>0-0</b>	<b>0-0</b>
<b>RED-ZONE SCORES</b>	<b>(6-9) 67%</b>	<b>(8-9) 89%</b>
<b>RED-ZONE TOUCHDOWNS</b>	<b>(3-9) 33%</b>	<b>(7-9) 78%</b>
<b>PAT-ATTEMPTS</b>	<b>(3-3) 100%</b>	<b>(10-10) 100%</b>
<b>ATTENDANCE</b>	<b>0</b>	<b>0</b>
Games/Avg Per Game	0/0	0/0
Neutral Site Games	0/0	0/0

### INDIVIDUAL OFFENSIVE STATISTICS

RUSHING	G/GS	ATT	GAIN	LOSS	NET	AVG	TD	LONG	AVG/G
Martinez, Adrian	2/2	26	201	14	187	7.2	1	39	93.5
McCaffrey, Luke	2/0	17	150	21	129	7.6	0	47	64.5
Mills, Dedrick	2/2	28	99	15	84	3.0	2	15	42.0
Thompkins, Ronald	1/0	4	22	0	22	5.5	0	9	22.0
Scott III, Marvin	1/0	3	14	0	14	4.7	0	8	14.0
TEAM	2/0	1	0	2	-2	-2.0	0	0	-1.0
<b>Total</b>	<b>2</b>	<b>79</b>	<b>486</b>	<b>52</b>	<b>434</b>	<b>5.5</b>	<b>3</b>	<b>47</b>	<b>217.0</b>
<b>Opponents</b>	<b>2</b>	<b>86</b>	<b>415</b>	<b>52</b>	<b>363</b>	<b>4.2</b>	<b>5</b>	<b>41</b>	<b>181.5</b>

PASSING	G/GS	EFFIC	COMP-ATT-INT	PCT	YDS	TD	LNG	AVG/G
Martinez, Adrian	2/2	98.38	24-42-1	57.1	230	0	28	115.0
McCaffrey, Luke	2/0	125.87	16-21-1	76.2	148	0	21	74.0
TEAM	2/0	0.00	0-2-0	0.0	0	0	0	0.0
<b>Total</b>	<b>2</b>	<b>104.23</b>	<b>40-65-2</b>	<b>61.5</b>	<b>378</b>	<b>0</b>	<b>28</b>	<b>189.0</b>
<b>Opponents</b>	<b>2</b>	<b>172.04</b>	<b>36-48-2</b>	<b>75.0</b>	<b>445</b>	<b>4</b>	<b>42</b>	<b>222.5</b>

RECEIVING	G/GS	NO.	YDS	AVG	TD	LONG	AVG/G
Robinson, Wan'Dale	2/2	10	81	8.1	0	21	40.5
Mills, Dedrick	2/2	6	33	5.5	0	14	16.5
Fleming, Marcus	2/0	5	75	15.0	0	28	37.5
Allen, Austin	2/1	4	59	14.8	0	26	29.5
Stoll, Jack	1/1	2	24	12.0	0	15	24.0
Betts, Zavier	1/0	2	17	8.5	0	12	17.0
Falck, Levi	2/2	2	14	7.0	0	8	7.0
Warner, Kade	2/2	2	13	6.5	0	7	6.5
Vokolek, Travis	2/0	2	13	6.5	0	9	6.5
Johnson, Rahmir	1/0	1	17	17.0	0	17	17.0
Brown, Alante	2/0	1	16	16.0	0	16	8.0
Thompkins, Ronald	1/0	1	10	10.0	0	10	10.0
McCaffrey, Luke	2/0	1	5	5.0	0	5	2.5
Rafdal, Kurt	2/0	1	1	1.0	0	1	0.5
<b>Total</b>	<b>2</b>	<b>40</b>	<b>378</b>	<b>9.4</b>	<b>0</b>	<b>28</b>	<b>189.0</b>
<b>Opponents</b>	<b>2</b>	<b>36</b>	<b>445</b>	<b>12.4</b>	<b>4</b>	<b>42</b>	<b>222.5</b>

PUNT RETURNS	NO.	YDS	AVG	TD	LONG
Taylor-Britt, Cam	1	2	2.0	0	2
Robinson, Wan'Dale	1	-5	-5.0	0	0
<b>Total</b>	<b>2</b>	<b>-3</b>	<b>-1.5</b>	<b>0</b>	<b>2</b>
<b>Opponents</b>	<b>4</b>	<b>67</b>	<b>16.8</b>	<b>0</b>	<b>36</b>

## 2020 INDIVIDUAL STATISTICS

INTERCEPTIONS	NO.	YDS	AVG	TD	LONG
Farmer, Myles	2	45	22.5	0	37
<b>Total</b>	<b>2</b>	<b>45</b>	<b>22.5</b>	<b>0</b>	<b>37</b>
<b>Opponents</b>	<b>2</b>	<b>5</b>	<b>2.5</b>	<b>0</b>	<b>5</b>

KICK RETURNS	NO.	YDS	AVG	TD	LONG
Johnson, Rahmir	3	54	18.0	0	22
Belt, Brody	1	11	11.0	0	11
<b>Total</b>	<b>4</b>	<b>65</b>	<b>16.2</b>	<b>0</b>	<b>22</b>
<b>Opponents</b>	<b>3</b>	<b>50</b>	<b>16.7</b>	<b>0</b>	<b>36</b>

FUMBLE RETURNS	NO.	YDS	AVG	TD	LONG
Domann, JoJo	1	0	0.0	0	0
<b>Total</b>	<b>1</b>	<b>0</b>	<b>0.0</b>	<b>0</b>	<b>0</b>
<b>Opponents</b>	<b>1</b>	<b>55</b>	<b>55.0</b>	<b>1</b>	<b>55</b>

FIELD GOALS	FGM-FGA	PCT	1-19	20-29	30-39	40-49	50-59	LG	BLK
Culp, Connor	3-4	75.0	0-0	1-1	2-3	0-0	0-0	38	0
<b>Total</b>	<b>3-4</b>	<b>75.0</b>	<b>0-0</b>	<b>1-1</b>	<b>2-3</b>	<b>0-0</b>	<b>0-0</b>	<b>38</b>	<b>0</b>
<b>Opponents</b>	<b>1-2</b>	<b>100.0</b>	<b>0-0</b>	<b>0-0</b>	<b>1-1</b>	<b>0-1</b>	<b>0-0</b>	<b>34</b>	<b>0</b>

FG SEQUENCE	NEBRASKA	OPPONENTS
Ohio State	(22)	(34)
Northwestern	(38),(36),38	42

Numbers in (parenthesis) indicate field goal was made

PUNTING	NO.	YDS	AVG	LONG	TB	FC	I20	50+	BLK
Przystup, Will	10	425	42.5	56	1	2	1	3	0
<b>Total</b>	<b>10</b>	<b>425</b>	<b>42.5</b>	<b>56</b>	<b>1</b>	<b>2</b>	<b>1</b>	<b>3</b>	<b>0</b>
<b>Opponents</b>	<b>8</b>	<b>359</b>	<b>44.9</b>	<b>58</b>	<b>0</b>	<b>5</b>	<b>5</b>	<b>2</b>	<b>0</b>

KICKOFFS	NO.	YDS	AVG	TB	OB	RET.	NET	YDLN
Culp, Connor	8	459	57.4	3	0			
<b>Total</b>	<b>8</b>	<b>459</b>	<b>57.4</b>	<b>3</b>	<b>0</b>	<b>50</b>	<b>41.8</b>	<b>23</b>
<b>Opponents</b>	<b>13</b>	<b>701</b>	<b>53.9</b>	<b>4</b>	<b>0</b>	<b>65</b>	<b>41.2</b>	<b>23</b>

SCORING	TD	FGs	PATs					DXP	Saf	Pts
			Kick	Rush	Rcv	Pass				
Culp, Connor	0	3-4	3-3	0-0	0	0-0	0	0	12	
Mills, Dedrick	2	0-0	0-0	0-0	0	0-0	0	0	12	
Martinez, Adrian	1	0-0	0-0	0-0	0	0-0	0	0	6	
<b>Total</b>	<b>3</b>	<b>3-4</b>	<b>3-3</b>	<b>0-0</b>	<b>0</b>	<b>0-0</b>	<b>0</b>	<b>0</b>	<b>30</b>	
<b>Opponents</b>	<b>10</b>	<b>1-2</b>	<b>10-10</b>	<b>0-0</b>	<b>0</b>	<b>0-0</b>	<b>0</b>	<b>0</b>	<b>73</b>	

TOTAL OFFENSE	G	PLAYS	RUSH	PASS	TOTAL	AVG/G
Martinez, Adrian	2	68	187	230	417	208.5
McCaffrey, Luke	2	38	129	148	277	138.5
Mills, Dedrick	2	28	84	0	84	42.0
Thompkins, Ronald	1	4	22	0	22	22.0
Scott III, Marvin	1	3	14	0	14	14.0
TEAM	2	3	-2	0	-2	-1.0
<b>Total</b>	<b>2</b>	<b>144</b>	<b>434</b>	<b>378</b>	<b>812</b>	<b>406.0</b>
<b>Opponents</b>	<b>2</b>	<b>134</b>	<b>363</b>	<b>445</b>	<b>808</b>	<b>404.0</b>

ALL PURPOSE	G	RUSH	REC	PR	KOR	IR	TOT	AVG/G
Martinez, Adrian	2	187	0	0	0	0	187	93.5
McCaffrey, Luke	2	129	5	0	0	0	134	67.0
Mills, Dedrick	2	84	33	0	0	0	117	58.5
Robinson, Wan'Dale	2	0	81	-5	0	0	76	38.0
Fleming, Marcus	2	0	75	0	0	0	75	37.5
Johnson, Rahmir	1	0	17	0	54	0	71	71.0
Allen, Austin	2	0	59	0	0	0	59	29.5
Farmer, Myles	2	0	0	0	0	45	45	22.5
Thompkins, Ronald	1	22	10	0	0	0	32	32.0
Stoll, Jack	1	0	24	0	0	0	24	24.0
Betts, Xavier	1	0	17	0	0	0	17	17.0
Brown, Alante	2	0	16	0	0	0	16	8.0
Falck, Levi	2	0	14	0	0	0	14	7.0
Scott III, Marvin	1	14	0	0	0	0	14	14.0
Vokolek, Travis	2	0	13	0	0	0	13	6.5
Warner, Kade	2	0	13	0	0	0	13	6.5
Belt, Brody	2	0	0	0	11	0	11	5.5
Taylor-Britt, Cam	1	0	0	2	0	0	2	2.0
Rafdal, Kurt	2	0	1	0	0	0	1	0.5
TEAM	2	-2	0	0	0	0	-2	-1.0
<b>Total</b>	<b>2</b>	<b>434</b>	<b>378</b>	<b>-3</b>	<b>65</b>	<b>45</b>	<b>919</b>	<b>459.5</b>
<b>Opponents</b>	<b>2</b>	<b>363</b>	<b>445</b>	<b>67</b>	<b>50</b>	<b>5</b>	<b>930</b>	<b>465.0</b>

## INDIVIDUAL OFFENSE GAME BY GAME

RUSHING	NO-YDS/TD	OSU	NW	PSU	ILL	IOWA	PUR	MINN	TBD
Martinez, Adrian QB	26-187/1	13-85/1	13-102/0						
McCaffrey, Luke QB	17-129/0	9-80/0	8-49/0						
Mills, Dedrick RB	28-84/2	9-25/1	19-59/1						
Thompkins, Ronald RB	4-22/0	4-22/0	DNP						
Scott, Marvin RB	3-14/0	DNP	3-14/0						
TEAM	1--2/0	1--2/0	-						

RECEIVING	NO-YDS/TD	OSU	NW	PSU	ILL	IOWA	PUR	MINN	TBD
Robinson, Wan'Dale WR	10-81/0	6-49/0	4-32/0						
Fleming, Marcus WR	5-75/0	-	5-75/0						
Allen, Austin TE	4-59/0	2-30/0	2-29/0						
Mills, Dedrick RB	6-33/0	-	6-33/0						
Stoll, Jack TE	2-24/0	2-24/0	DNP						
Johnson, Rahmir RB	1-17/0	1-17/0	DNP						
Betts, Zavier WR	2-17/0	DNP	2-17/0						
Brown, Alante WR	1-16/0	1-16/0	-						
Falck, Levi WR	2-14/0	1-8/0	1-6/0						
Vokolek, Travis TE	2-13/0	-	2-13/0						
Warner, Kade WR	2-13/0	-	2-13/0						
Thompkins, Ronald RB	1-10/0	1-10/0	DNP						
McCaffrey, Luke QB	1-5/0	1-5/0	-						
Rafdal, Kurt TE	1-1/0	1-1/0	-						

## PASSING

ADRIAN MARTINEZ	ATT	COMP	INT	PCT	YARDS	TD	LONG	SACK	YDS	EFFIC
Ohio State	15	12	0	80.0	105	0	26	2	6	138.8
Northwestern	27	12	1	44.4	125	0	28	0	0	75.9
<b>TOTALS</b>	<b>42</b>	<b>24</b>	<b>1</b>	<b>57.1</b>	<b>230</b>	<b>0</b>	<b>28</b>	<b>2</b>	<b>6</b>	<b>98.4</b>

LUKE MCCAFFREY	ATT	COMP	INT	PCT	YARDS	TD	LONG	SACK	YDS	EFFIC
Ohio State	5	4	0	80.0	55	0	21	1	4	172.4
Northwestern	16	12	1	75.0	93	0	18	1	12	111.3
<b>TOTALS</b>	<b>21</b>	<b>16</b>	<b>1</b>	<b>76.2</b>	<b>148</b>	<b>0</b>	<b>21</b>	<b>2</b>	<b>16</b>	<b>125.9</b>

PUNT RETURNS	NO-YDS/TD	OSU	NW	PSU	ILL	IOWA	PUR	MINN	TBD
Taylor-Britt, Cam	1-2	-	1-2						
Robinson, Wan'Dale	1--5	-	1--5						

KICK RETURNS	NO-YDS/TD	OSU	NW	PSU	ILL	IOWA	PUR	MINN	TBD
Johnson, Rahmir	3-54	3-54	DNP						
Belt, Brody	1-11	-	1-11						

## DEFENSIVE STATISTICS

NAME	GP-GS	-----TACKLES-----			TFL-YDS	-SACKS-  NO-YARDS	---PASS DEF---		QBH	---FUMBLES---		BLKD	
		SOLO	AST	TOTAL			INT-YDS	BRUP		RCV-YDS	FF	KICK	SAF
31 Miller, Collin	2-2	5	8	13	2.0-3	.	.	.	1	.	.	.	.
13 Domann, JoJo	2-2	7	4	11	1.0-4	.	.	.	1	1-0	.	.	.
7 Bootle, Dicaprio	2-2	8	2	10	.	.	.	1	.	.	.	.	.
9 Dismuke, Marquel	2-2	8	2	10	.	.	.	.	.	.	.	.	.
28 Reimer, Luke	1-1	7	3	10	1.5-9	1.0-8	.	.	.	.	1	.	.
8 Williams, Deontai	2-1	7	2	9	1.0-3	.	.	.	.	.	.	.	.
5 Taylor-Britt, Cam	2-1	5	2	7	1.0-4	.	.	.	.	.	.	.	.
95 Stille, Ben	2-2	4	3	7	0.5-0	.	.	.	.	.	.	.	.
99 Robinson, Ty	2-1	4	3	7	2.0-3	.	.	.	1	.	.	.	.
6 Newsome, Quinton	2-1	6	1	7	.	.	.	.	.	1	.	.	.
3 Honas, Will	1-1	6	1	7	2.0-14	2.0-14	.	.	.	.	.	.	.
2 Tannor, Caleb	2-1	3	3	6	1.0-7	1.0-7	.	.	2	.	.	.	.
98 Rogers, Casey	2-1	3	2	5	.	.	.	.	.	.	.	.	.
44 Nelson, Garrett	2-2	3	1	4	.	.	.	.	1	.	.	.	.
18 Farmer, Myles	2-1	3	1	4	.	.	2-45	.	.	.	.	.	.
49 Payne, Pheldarius	2-0	1	3	4	.	.	.	.	1	.	.	.	.
93 Daniels, Damion	2-1	2	.	2	.	.	.	.	.	.	.	.	.
4 Green, Keem	2-0	1	1	2	.	.	.	.	.	.	.	.	.
57 Piper, Ethan	2-1	2	.	2	.	.	.	.	.	.	.	.	.
21 Pola-Gates, Noa	2-0	1	.	1	.	.	.	.	.	.	.	.	.
8 Riley, Jordon	1-0	1	.	1	.	.	.	.	.	.	.	.	.
42 Henrich, Nick	2-0	.	1	1	.	.	.	.	2	.	.	.	.
41 Snodgrass, Garrett	2-0	.	1	1	.	.	.	.	.	.	.	.	.
56 Wilson, Boe	2-2	1	.	1	.	.	.	.	.	.	.	.	.
2 Mauga-Clements, Eteva	2-0	1	.	1	.	.	.	.	.	.	.	.	.
<b>Total</b>	<b>2-0</b>	<b>89</b>	<b>44</b>	<b>133</b>	<b>12.0-47</b>	<b>4-29</b>	<b>2-45</b>	<b>1</b>	<b>9</b>	<b>1-0</b>	<b>2</b>	.	.
<b>Opponents</b>	<b>2-0</b>	<b>87</b>	<b>52</b>	<b>139</b>	<b>13.0-47</b>	<b>4-22</b>	<b>2-5</b>	<b>11</b>	<b>2</b>	<b>2-55</b>	<b>1</b>	.	.

SPECIAL TEAMS TACKLES	UA-A/TOT	OSU	NW	PSU	ILL	IOWA	PUR	MINN	TBD
Piper, Ethan	2-0/2	1-0/1	1-0/1	.	.	.	.	.	.
Honas, Will	1-0/1	1-0/1	-	.	.	.	.	.	.
Pola-Gates, Noa	1-0/1	1-0/1	-	.	.	.	.	.	.
Farmer, Myles	1-0/1	1-0/1	1-0/1	.	.	.	.	.	.
Mauga-Clements, Eteva	1-0/1	1-0/1	1-0/1	.	.	.	.	.	.

## INDIVIDUAL DEFENSE GAME BY GAME

PLAYER	UA-A	TOTAL	OSU	NW	PSU	ILL	IOWA	PUR	MINN	TBD
Miller, Collin LB	5-8	13	3-4	2-4						
Domann, JoJo LB	7-4	11	3-3	4-1						
Dismuke, Marquel DB	8-2	10	5-2	3-0						
Reimer, Luke LB	7-3	10	DNP	7-3						
Bootle, DiCaprio CB	8-2	10	5-0	3-2						
Williams, Deontai DB	7-2	9	5-0	2-2						
Honas, Will LB	6-1	7	6-1	DNP						
Newsome, Quinton. CB	6-1	7	3-1	3-0						
Taylor-Britt, Cam CB	5-2	7	3-2	2-0						
Robinson, Ty DL	4-3	7	1-2	3-1						
Stille, Ben DL	4-3	7	2-1	2-2						
Tannor, Caleb LB	3-3	6	2-2	1-1						
Rogers, Casey DL	3-2	5	2-2	1-0						
Payne, Pheldarius DL	1-3	4	0-2	1-1						
Nelson, Garrett LB	3-1	4	1-0	2-1						
Farmer, Myles DB	3-1	4	0-1	3-0						
Piper, Ethan OL	2-0	2	1-0	1-0						
Green, Keem DL	1-1	2	1-1	-						
Daniels, Damion DL	2-0	2	1-0	1-0						
Mauga-Clements, Eteva LB	1-0	1	-	1-0						
Snodgrass, Garrett LB	0-1	1	0-1	-						
Henrich, Nick LB	0-1	1	0-1	-						
Wilson, Boe OL	1-0	1	-	1-0						
Riley, Jordon DL	1-0	1	DNP	1-0						
Pola-Gates, Noa DB	1-0	1	1-0	-						

## INDIVIDUAL DEFENSE GAME BY GAME

TACKLES FOR LOSS	UA-A	TOTAL	OSU	NW	PSU	ILL	IOWA	PUR	MINN	TBD
Robinson, Ty DL	2-0	2.0	1.0-2	1.0-1						
Honas, Will LB	2-0	2.0	2.0-14	DNP						
Miller, Collin LB	1-2	2.0	1.5-3	0.5-0						
Reimer, Luke LB	1-1	1.5	DNP	1.5-9						
Williams, Deontai DB	1-0	1.0	-	1.0-3						
Taylor-Britt, Cam CB	1-0	1.0	-	1.0-4						
Domann, JoJo LB	1-0	1.0	-	1.0-4						
Tannor, Caleb LB	1-0	1.0	1.0-7	-						
Stille, Ben DL	0-1	0.5	0.5-0	-						

SACKS	UA-A	TOTAL	OSU	NW	PSU	ILL	IOWA	PUR	MINN	TBD
Honas, Will LB	2-0	2.0	2.0-14	DNP						
Tannor, Caleb LB	1-0	1.0	1.0-7	-						
Reimer, Luke LB	1-0	1.0	DNP	1.0-8						

INT RETURNS	NO-YDS	OSU	NW	PSU	ILL	IOWA	PUR	MINN	TBD
Farmer, Myles	2-45	-	2-45						

FORCED FUMBLES	NO	OSU	NW	PSU	ILL	IOWA	PUR	MINN	TBD
Reimer, Luke	1	DNP	1						
Newsome, Quinton	1	1	-						

FUMBLES RECOVERED	NO	OSU	NW	PSU	ILL	IOWA	PUR	MINN	TBD
Domann, JoJo	1	1	-						

FUMBLE RETURNS	NO-YDS	OSU	NW	PSU	ILL	IOWA	PUR	MINN	TBD
Domann, JoJo	1-0	1-0	-						



### TEAM GAME BY GAME

DATE	OPPONENT	RUSHING				RECEIVING				PASSING				KICK RET.				PUNT RET.				TOTAL OFF.		
		NO.	YDS	TD	LG	NO.	YDS	TD	LG	CMP	ATT	INT	YDS	TD	LG	NO	YDS	TD	LG	NO	YDS		TD	LG
Oct. 24	at Ohio State	36	210	2	47	16	160	0	26	16	20	0	160	0	26	3	54	0	22	0	0	0	0	370
Nov. 7	at Northwestern	43	224	1	28	24	218	0	28	24	45	2	218	0	28	1	11	0	11	2	-3	0	2	442
	<b>Totals</b>	<b>79</b>	<b>434</b>	<b>3</b>	<b>47</b>	<b>40</b>	<b>378</b>	<b>0</b>	<b>28</b>	<b>40</b>	<b>65</b>	<b>2</b>	<b>378</b>	<b>0</b>	<b>28</b>	<b>4</b>	<b>65</b>	<b>0</b>	<b>22</b>	<b>2</b>	<b>-3</b>	<b>0</b>	<b>2</b>	<b>812</b>
	<b>Opponent</b>	<b>86</b>	<b>363</b>	<b>5</b>	<b>41</b>	<b>36</b>	<b>445</b>	<b>4</b>	<b>42</b>	<b>36</b>	<b>48</b>	<b>2</b>	<b>445</b>	<b>4</b>	<b>42</b>	<b>3</b>	<b>50</b>	<b>0</b>	<b>36</b>	<b>4</b>	<b>67</b>	<b>0</b>	<b>36</b>	<b>808</b>

DATE	OPPONENT	TACKLES				SACKS	FUMBLE		INT-YDS	QBH	PBU	BLKD KICK	KICKS				SAF	PTS	
		SOL	AST	TOT	TFL-YDS		NO-YDS	FF					FR-YDS	ATT-MAD	RUN	RCV			OB
Oct. 24	at Ohio State	45	26	71	6.0-26	3.0-21	1	1-0	0-0	0	1	0	2-2	0	0	0	0	0	17
Nov. 7	at Northwestern	44	18	62	6.0-21	1.0-8	1	0-0	2-45	9	0	0	1-1	0	0	0	0	0	13
	<b>Totals</b>	<b>89</b>	<b>44</b>	<b>133</b>	<b>12.0-47</b>	<b>4.0-29</b>	<b>2</b>	<b>1-0</b>	<b>2-45</b>	<b>9</b>	<b>1</b>	<b>0</b>	<b>3-3</b>	<b>0</b>	<b>0</b>	<b>0</b>	<b>0</b>	<b>0</b>	<b>30</b>
	<b>Opponent</b>	<b>87</b>	<b>52</b>	<b>139</b>	<b>13.0-47</b>	<b>4.0-22</b>	<b>1</b>	<b>2-55</b>	<b>2-5</b>	<b>2</b>	<b>11</b>	<b>0</b>	<b>10-10</b>	<b>0</b>	<b>0</b>	<b>0</b>	<b>0</b>	<b>0</b>	<b>73</b>

DATE	OPPONENT	PUNTING								FIELD GOALS			KICKOFFS					
		NO	YDS	AVG	LG	BLK	TB	FC	50+	I20	ATT-MADE	LG	BLKD	NO	YDS	AVG	TB	OB
Oct. 24	at Ohio State	5	223	44.6	51	0	0	1	2	1	1-1	22	0	4	227	56.8	1	0
Nov. 7	at Northwestern	5	202	40.4	56	0	1	1	1	0	3-2	38	0	4	232	58.0	2	0
	<b>Totals</b>	<b>10</b>	<b>425</b>	<b>42.5</b>	<b>56</b>	<b>0</b>	<b>1</b>	<b>2</b>	<b>3</b>	<b>1</b>	<b>4-3</b>	<b>38</b>	<b>0</b>	<b>8</b>	<b>459</b>	<b>57.4</b>	<b>3</b>	<b>0</b>
	<b>Opponent</b>	<b>8</b>	<b>359</b>	<b>44.9</b>	<b>58</b>	<b>0</b>	<b>0</b>	<b>5</b>	<b>2</b>	<b>5</b>	<b>2-1</b>	<b>34</b>	<b>0</b>	<b>13</b>	<b>701</b>	<b>53.9</b>	<b>4</b>	<b>0</b>

### OPPONENT GAME BY GAME

DATE	OPPONENT	RUSHING				RECEIVING				PASSING				KICK RET.				PUNT RET.				TOTAL OFF.		
		NO.	YDS	TD	LG	NO.	YDS	TD	LG	CMP	ATT	INT	YDS	TD	LG	NO	YDS	TD	LG	NO	YDS		TD	LG
Oct. 24	at Ohio State	48	215	4	21	20	276	2	42	20	21	0	276	2	42	2	14	0	10	2	23	0	22	491
Nov. 7	at Northwestern	38	148	1	41	16	169	2	21	16	27	2	169	2	21	1	36	0	36	2	44	0	36	317
	<b>Opponent totals</b>	<b>86</b>	<b>363</b>	<b>5</b>	<b>41</b>	<b>36</b>	<b>445</b>	<b>4</b>	<b>42</b>	<b>36</b>	<b>48</b>	<b>2</b>	<b>445</b>	<b>4</b>	<b>42</b>	<b>3</b>	<b>50</b>	<b>0</b>	<b>36</b>	<b>4</b>	<b>67</b>	<b>0</b>	<b>36</b>	<b>808</b>
	<b>Nebraska</b>	<b>79</b>	<b>434</b>	<b>3</b>	<b>47</b>	<b>40</b>	<b>378</b>	<b>0</b>	<b>28</b>	<b>40</b>	<b>65</b>	<b>2</b>	<b>378</b>	<b>0</b>	<b>28</b>	<b>4</b>	<b>65</b>	<b>0</b>	<b>22</b>	<b>2</b>	<b>-3</b>	<b>0</b>	<b>2</b>	<b>812</b>

DATE	OPPONENT	TACKLES				SACKS	FUMBLE		INT-YDS	QBH	PBU	BLKD KICK	KICKS				SAF	PTS	
		SOL	AST	TOT	TFL-YDS		NO-YDS	FF					FR-YDS	ATT-MAD	RUN	RCV			OB
Oct. 24	at Ohio State	41	16	57	5.0-19	3.0-10	1	2-55	0-0	0	2	0	7-7	0	0	0	0	0	52
Nov. 7	at Northwestern	46	36	82	8.0-28	1.0-12	0	0-0	2-5	2	9	0	3-3	0	0	0	0	0	21
	<b>Opponent totals</b>	<b>87</b>	<b>52</b>	<b>139</b>	<b>13.0-47</b>	<b>4.0-22</b>	<b>1</b>	<b>2-55</b>	<b>2-5</b>	<b>2</b>	<b>11</b>	<b>0</b>	<b>10-10</b>	<b>0</b>	<b>0</b>	<b>0</b>	<b>0</b>	<b>0</b>	<b>73</b>
	<b>Nebraska</b>	<b>89</b>	<b>44</b>	<b>133</b>	<b>12.0-47</b>	<b>4.0-29</b>	<b>2</b>	<b>1-0</b>	<b>2-45</b>	<b>9</b>	<b>1</b>	<b>0</b>	<b>3-3</b>	<b>0</b>	<b>0</b>	<b>0</b>	<b>0</b>	<b>0</b>	<b>30</b>

DATE	OPPONENT	PUNTING								FIELD GOALS			KICKOFFS					
		NO	YDS	AVG	LG	BLK	TB	FC	50+	I20	ATT-MADE	LG	BLKD	NO	YDS	AVG	TB	OB
Oct. 24	at Ohio State	2	98	49.0	52	0	0	2	1	1	1-1	34	0	9	456	50.7	1	0
Nov. 7	at Northwestern	6	261	43.5	58	0	0	3	1	4	1-0	0	0	4	245	61.2	3	0
	<b>Opponent totals</b>	<b>8</b>	<b>359</b>	<b>44.9</b>	<b>58</b>	<b>0</b>	<b>0</b>	<b>5</b>	<b>2</b>	<b>5</b>	<b>2-1</b>	<b>34</b>	<b>0</b>	<b>13</b>	<b>701</b>	<b>53.9</b>	<b>4</b>	<b>0</b>
	<b>Nebraska</b>	<b>10</b>	<b>425</b>	<b>42.5</b>	<b>56</b>	<b>0</b>	<b>1</b>	<b>2</b>	<b>3</b>	<b>1</b>	<b>4-3</b>	<b>38</b>	<b>0</b>	<b>8</b>	<b>459</b>	<b>57.4</b>	<b>3</b>	<b>0</b>

## TEAM COMPARISON

OPPONENT	SCORE	1ST DNS (RUN/PASS/PEN.)	RUSHING	PASSING	PASS YDS	TOTAL OFFENSE	RET YDS	T/O
at Ohio State	17-52	17/28 (11/13; 6/12; 0/3)	36-210/48-215	16-20-0/20-21-0	160/276	56-370/69-491	54/92	2/1
at Northwestern	13-21	28/14 (14/5; 10/9; 4/0)	43-224/38-148	24-45-2/16-27-2	218/169	88-442/65-317	53/85	2/2
<b>Totals</b>	<b>30-73</b>	<b>45/42 (25/18; 16/21; 4/3)</b>	<b>79-434/86-363</b>	<b>40-65-2/36-48-2</b>	<b>378/445</b>	<b>144-812/134-808</b>	<b>107/177</b>	<b>4/3</b>

Note: Game totals are displayed in the format NEBRASKA/OPPONENT for each category

OPPONENT	3RD DOWN	4TH DOWN	TIME POSS	MARGIN	YDS/RUSH	YDS/PASS	YDS/PLAY	PUNTING	PENALTIES
at Ohio State	4-10/8-13	0-0/2-2	26:46/33:14	-6:28	5.8/4.5	8.0/13.1	6.6/7.1	5-44.6/2-49.0	8-90/3-14
at Northwestern	4-16/7-16	2-3/1-1	32:27/27:33	4:54	5.2/3.9	4.8/6.3	5.0/4.9	5-40.4/6-43.5	9-55/8-64
<b>Totals</b>	<b>8-26/15-29</b>	<b>2-3/3-3</b>	<b>59:13/60:47</b>	<b>-1:34</b>	<b>5.5/4.2</b>	<b>5.8/9.3</b>	<b>5.6/6.0</b>	<b>10-42.5/8-44.9</b>	<b>145/78</b>

Note: Game totals are displayed in the format NEBRASKA/OPPONENT for each category

## NEBRASKA RED ZONE CHART

### NEBRASKA INSIDE OPPONENT RED-ZONE

DATE	OPPONENT	SCORE	TIMES IN RZ	TIMES SCORED	PTS	TOTAL TDS	RUSH TDS	PASS TDS	-----FGs-----	MADE	MISS	----- FAILED TO SCORE INSIDE RZ -----	DOWNS	INT	FUMB	HALF	GAME
Oct. 24	at Ohio State	L, 17-52	3	3	17	2	2	0	1	0	0	0	0	0	0	0	0
Nov. 7	at Northwestern	L, 13-21	6	3	13	1	1	0	2	1	1	1	1	0	0	0	0
<b>Totals</b>			<b>9</b>	<b>6</b>	<b>30</b>	<b>3</b>	<b>3</b>	<b>0</b>	<b>3</b>	<b>1</b>	<b>1</b>	<b>1</b>	<b>1</b>	<b>0</b>	<b>0</b>	<b>0</b>	<b>0</b>
			<b>6 of 9 (66.7%)</b>														

### OPPONENT INSIDE NEBRASKA RED-ZONE

DATE	OPPONENT	SCORE	TIMES IN RZ	TIMES SCORED	PTS	TOTAL TDS	RUSH TDS	PASS TDS	-----FGs-----	MADE	MISS	----- FAILED TO SCORE INSIDE RZ -----	DOWNS	INT	FUMB	HALF	GAME
* Oct. 24	at Ohio State	L, 17-52	6	6	38	5	4	1	1	0	0	0	0	0	0	0	0
* Nov. 7	at Northwestern	L, 13-21	3	2	14	2	0	2	0	1	0	0	0	0	0	0	0
<b>Totals</b>			<b>9</b>	<b>8</b>	<b>52</b>	<b>7</b>	<b>4</b>	<b>3</b>	<b>1</b>	<b>1</b>	<b>0</b>	<b>0</b>	<b>0</b>	<b>0</b>	<b>0</b>	<b>0</b>	<b>0</b>
			<b>8 of 9 (88.9%)</b>														

# NEBRASKA & OPPONENT LONG PLAYS & DRIVE INFORMATION

## LONG SEASON PLAYS (20 OR MORE YARDS)

	[-----NEBRASKA-----]				[-----OPPONENT-----]			
	RUSH	PASS	RET	TOT	RUSH	PASS	RET	TOT
Ohio State	2	2	1	5	1	4	2	7
Northwestern	2	2	1	5	2	2	2	6
<b>TOTALS</b>	<b>4</b>	<b>4</b>	<b>2</b>	<b>10</b>	<b>3</b>	<b>6</b>	<b>4</b>	<b>13</b>

## OPPONENT LONG PLAYS (7: 1 RUNS; 4 PASSES; 2 RETURNS)

YDS	OPPONENT	PLAY	RESULT
55	Ohio State	FR (Banks)	Touchdown
42	Ohio State	Pass (Fields-Wilson)	Touchdown
41	Northwestern	Run (Anderson)	Touchdown
36	Northwestern	PR (Lees)	1st-10
36	Northwestern	KOR (Mcgowan)	1st-10
29	Ohio State	Pass (Fields-Olave)	1st-10
24	Ohio State	Pass (Fields-Wilson)	1st-10
24	Northwestern	Run (Mcgowan)	1st-10
22	Ohio State	Pass (Fields-Olave)	Fumble
22	Ohio State	PR (Wilson)	1st-10
21	Ohio State	Run (Miller)	1st-10
21	Northwestern	Pass (Ramsey-Hull)	1st-10
20	Northwestern	Pass (Ramsey-Kirtz)	1st-10

## LONG DRIVE SUPERLATIVES

	NEBRASKA	OPPONENT
Most Yards (Result)	78 at Ohio State (TD)	78 at Ohio State (TD)
Most Plays (Result)	11 at Ohio State (TD)	11 at OSU (TD, TD)
Most Time (Result)	5:17 Ohio State (Downs)	5:05 at Ohio State (TD)

## NEBRASKA LONG PLAYS (5; 2 RUNS; 2 PASSES; 1 RETURNS)

YDS	OPPONENT	PLAY	RESULT
47	Ohio State	Run (McCaffrey)	1st-Goal
39	Ohio State	Run (Martinez)	1st-10
37	Northwestern	IR (Farmer)	1st-Goal
28	Northwestern	Run (Martinez)	1st-10
28	Northwestern	Pass (Martinez-Fleming)	1st-10
26	Ohio State	Pass (Martinez-Allen)	1st-10
25	Northwestern	Pass (Martinez-Allen)	1st-10
22	Ohio State	KOR (Johnson)	1st-10
21	Ohio State	Pass (McCaffrey-Robinson)	1st-10
20	Northwestern	Run (McCaffrey)	4th down

## GAME-OPENING DRIVES

OPPONENT	[-----NEBRASKA-----]			[-----OPPONENT-----]		
	PTS.	1ST DWN	YDS	PTS.	1ST DWN	YDS
at Ohio State	7	2	75	7	4	75
at Northwestern	0	3	36	7	3	80

## SECOND-HALF OPENING DRIVES

OPPONENT	[-----NEBRASKA-----]			[-----OPPONENT-----]		
	PTS.	1ST DWN	YDS	PTS.	1ST DWN	YDS
at Ohio State	0	2	30	7	4	75
at Northwestern	0	1	21	7	3	61

# NEBRASKA & OPPONENT SCORING DRIVES, MISCELLANEOUS STATS

## SCORING DRIVES

GAME	SCORING DRIVES	[----TIME----]		[--PLAYS--]		5 OR LESS	1 OR 0
		TOT	AVG.	TOT	AVG.		
at Ohio State	3	11:08	3:42	24	8.00	1	0
at Northwestern	3	7:37	2:32	21	7.00	1	1
<b>TOTAL</b>	<b>6</b>	<b>18:45</b>	<b>3:07</b>	<b>45</b>	<b>7.5</b>	<b>2</b>	<b>1</b>
<b>OPPONENTS</b>	<b>11</b>	<b>34:07</b>	<b>3:06</b>	<b>65</b>	<b>5.91</b>	<b>1</b>	<b>1</b>

## NEBRASKA POINTS OFF TURNOVERS

GAME	TOs GAINED	TD	FG-FGA	PTS.	(NU FUM./LOST, INT)
at Ohio State	1 (2/1 F/L, 0 INT)	0	0-0	0	2 (3/2 F/L, 0 INT)
at Northwestern	2 (1/0 F/L, 2 INT)	1	1-1	10	2 (2/0 F/L., 2 INT)
Penn State					
Illinois					
at Iowa					
at Purdue					
Minnesota					
TBA					
<b>TOTAL</b>	<b>3 (3/1 F/L, 2 INT)</b>	<b>1</b>	<b>1-1</b>	<b>10</b>	<b>4 (5/2 F/L, 2 INT)</b>
<b>OPPONENTS</b>	<b>4 (5/2 F/L, 2 INT)</b>	<b>1</b>	<b>0-0</b>	<b>7</b>	<b>3 (3/1 F/L, 2 INT)</b>

## PENALTY NUMBERS

	NU PEN.-YDS.	OPP. PEN.-YDS
at Ohio State	8-90	3-14
at Northwestern	9-55	8-64
Penn State		
Illinois		
at Iowa		
at Purdue		
Minnesota		
vs. TBA		
<b>TOTALS (AVG/PENALTY)</b>	<b>17-145 (8.5)</b>	<b>11-78 (7.1)</b>
<b>AVG/GAME</b>	<b>8.5-72.5</b>	<b>5.5-39</b>

## STARTING FIELD POSITION\*

GAME	NU AVG. START	OPP. AVG. START	NU DIFF.
	(yards/drives/in 20/past 50)	(yards/drives/in 20/past 50)	
at Ohio State	21.9 (263/12/3/0)	29.6 (296/10/3/2)	-7.7
at Northwestern	28.5 (370/13/4/1)	29.0 (377/13/2/2)	-0.5
Penn State			
Illinois			
at Iowa			
at Purdue			
Minnesota			
vs. TBA			
<b>Totals</b>	<b>25.3 (633/25/7/1)</b>	<b>29.3 (673/23/5/4)</b>	<b>-3.9</b>

\*does not include drives with time of 0:00 (i.e. defensive and special teams touchdowns, end of half turnovers, overtime, etc.)

## NEBRASKA SCORING DRIVES

OPPONENT	[---DRIVE---					
	PLAYS	YDS	TIME	SCORE	QTR./TIME	PLAY
Ohio State	4	75	1:51	7-0	1st/13:09	Martinez 10-yd. run
Ohio State	11	78	5:17	14-14	2nd/8:24	Mills 3-yd. run
Ohio State	9	72	4:00	17-38	3rd/3:56	Culp 22-yd. FG
Northwestern	14	56	5:33	3-7	2nd/11:29	Culp 38-yd. FG
Northwestern	6	34	1:57	6-7	2nd/8:54	Culp 36-yd. FG
Northwestern	1	3	0:07	13-7	2nd/1:25	Mills 3-yd. run

## OPPONENT SCORING DRIVES

OPPONENT	[---DRIVE---					
	PLAYS	YDS	TIME	SCORE	QTR./TIME	PLAY
Ohio State	11	75	5:05	7-7	1st/8:04	Teague 1-yd. run
Ohio State	6	76	2:18	7-14	1st/4:02	Wilson 42-yd. pass from Fields
Ohio State	11	71	5:07	14-17	2nd/3:12	Haubiel 34-yd. FG
Ohio State	5	46	1:15	14-24	2nd/1:10	Teague 6-yd. run
Ohio State	8	75	3:36	14-31	3rd/11:24	Fields 17-yd. run
Ohio State	0	0	0	14-38	3rd/8:02	Banks 55-yd. fumble return
Ohio State	7	42	3:18	17-45	4th/9:58	Smith-Njigba 5-yd. pass from Fields
Ohio State	6	40	2:34	17-52	4th/0:18	Miller 2-yd. run
Northwestern	7	80	2:43	7-0	1st/8:29	Anderson 41-yd. run
Northwestern	10	61	4:57	14-13	3rd/9:54	Raine 2-yd. pass from Ramsey
Northwestern	6	44	3:13	21-13	4th/9:53	Lees 10-yd. pass from Ramsey

## INDIVIDUAL CAREER/SEASON SUPERLATIVES

SEASON AND CAREER, MOST PASSING YARDS			SEASON AND CAREER, LONGEST PASS	
PLAYER	2020	CAREER	2020	CAREER
Adrian Martinez	125 at Northwestern	384 vs. Wisconsin, 2018	28 at Northwestern (Fleming)	75* 2x (at Wisc., 2018; at Colo., 2019)
Luke McCaffrey	93 at Northwestern	Same	21 at OSU (Robinson)	39* vs. Iowa, 2019 (Spielman)

\*-Indicates touchdown pass

SEASON AND CAREER, MOST RECEIVING YARDS			SEASON AND CAREER, LONGEST CATCH	
PLAYER	2020	CAREER	2020	CAREER
Austin Allen	29 at Northwestern	41 at Ohio State, 2018	26 at Ohio State (Martinez)	41 at Ohio State, 2018 (Martinez)
Zavier Betts	17 at Northwestern	same	12 at Northwestern (McCaffrey)	same
Alante Brown	16 at Ohio State	same	16 at Ohio State (McCaffrey)	same
Levi Falck	8 at Ohio State	140# at K-State, 2019	8 at Ohio State (Martinez)	40# vs. SE Missouri State, 2018
Marcus Fleming	75 at Northwestern	same	28 at Northwestern (Martinez)	same
Rahmir Johnson	17 at Ohio State	same	17 at Ohio State (McCaffrey)	same
Luke McCaffrey	5 at Ohio State	12 at Maryland, 2019	5 at Ohio State (Martinez)	12 at Maryland, 2019 (Martinez)
Dedrick Mills	33 at Northwestern	34 vs. Iowa, 2019	14 at Northwestern (Martinez)	20 at Colorado, 2019 (Martinez)
Kurt Rafdal	1 at Ohio State	26 vs. Troy, 2018	1 at Ohio State (McCaffrey)	26 vs. Troy, 2018 (Martinez)
Wan'Dale Robinson	49 at Ohio State	123 vs. Northwestern, 2019	21 at Ohio State (McCaffrey)	49 vs. Northwestern, 2019 (Martinez)
Jack Stoll	24 at Ohio State	66 vs. So. Alabama	15 at Ohio State (Martinez)	42 vs. S. Alabama, 2019 (Martinez)
Ronald Thompkins	10 at Ohio State	same	10 at Ohio State (Martinez)	same
Kade Warner	13 at Northwestern	38 at Minnesota	7 at Northwestern (Martinez)	26 at Minnesota, 2019 (Vedral)
Travis Vokolek	13 at Northwestern	69 ^ at Michigan State	9 at Northwestern (Martinez)	69 ^ at Michigan State

\*-Indicates touchdown scored #-at South Dakota St. ^ - at Rutgers

SEASON AND CAREER, MOST RUSHING YARDS			SEASON AND CAREER, LONGEST RUN	
PLAYER	2020	CAREER	2020	CAREER
Austin Allen		2 at Minnesota, 2019		2 at Minnesota, 2019
Brody Belt		29 at Minnesota, 2019		22 at Minnesota, 2019
Rahmir Johnson		55 at Maryland, 2019		13 at Maryland, 2019
Adrian Martinez	102 at Northwestern	125 vs. Minnesota, 2018	39 at Ohio State	56 vs. Ohio State, 2019
Luke McCaffrey	80 at Ohio State	83 at Maryland, 2019	47 at Ohio State	same
Dedrick Mills	70 at Northwestern	189 vs. Wisconsin, 2019	15 at Northwestern	61 vs. No. Illinois, 2019
Wan'Dale Robinson		89 at Illinois, 2019		42* vs. Northwestern, 2019
Marvin Scott	14 at Northwestern	same	8 at Northwestern	
Ronald Thompkins	22 at Ohio State	same	9 at Ohio State	same
Kade Warner		4 vs. Illinois, 2018		4 vs. Illinois, 2018

\*-Indicates touchdown scored ^-at Georgia Tech

SEASON AND CAREER, MOST TACKLES, TFLS AND SACKS						
PLAYER	TACKLES (2020)	CAREER	TFL (2020)	CAREER	SACKS (2020)	CAREER
Brody Belt		1 vs. So. Ala., '19. vs. Ind. '19		none		none
Dicaprio Bootle	5 at OSU, NW	7 vs. Purdue, 2018		1 vs. Ohio State, 2017		none
Chris Cassidy		1 vs. No. Illinois, 2019		none		none
Braxton Clark		3 at Purdue, 2019		1 at Purdue, 2019		none
Damion Daniels	1 at Ohio State	4 vs. BCU, 2018		1 vs. BCU, 2018		none
Marquel Dismuke	7 at Ohio State	10 at Minnesota, 2019		1 vs. So. Ala., '19; at Minn., '19		none
JoJo Domann	6 at Ohio State	8 at Purdue, 2019	1.0 at Northwestern	2 at Illinois, '19; vs. NW, '19		1.0 4x, last at Maryland, 2019
Myles Farmer	1 at Ohio State	1 vs. Ohio St, '19; at OSU, '20		none		none
Noa Pola-Gates	1 at Ohio State	same		none		none
Keem Green	2 at Ohio State	same		none		none
Nick Henrich	1 at Ohio State	same		none		none
Will Honas	7 at Ohio State	12 vs. Wisconsin, 2019	2.0 at Ohio State	2 at Illinois, '19; vs. OSU, '20	2.0 at Ohio State	same
Damian Jackson		2 at Purdue, 2019		none		same
E. Mauga-Clements	1 at Northwestern	same		none		none
Collin Miller	7 at Ohio State	10 at Minnesota, 2019	1.5 at Ohio State	same		1.0 at Maryland, 2019
Garrett Nelson	3 at Northwestern	5 vs. Wisconsin, 2019		2 at Minnesota		none
Quinton Newsome	5 at Ohio State	same		none		none
Simon Otte		2 at Maryland, 2019		none		none
Pheldarius Payne	2 at OSU; at NW	same		none		none
Ethan Piper	1 at Ohio State	same		none		none
Ben Stille		5 vs. Northwestern, 2019	0.5 at Ohio State	3 at Illinois, 2017		1.0 10x, last at Purdue, 2019
Luke Reimer	10 at Northwestern	same	1.5 at Northwestern	same	1.0 at Northwestern	none
Jordan Riley	1 at Northwestern	same		non		none
Ty Robinson	4 at Northwestern	same	1.0 at OSU/NW	same		none
Casey Rogers	4 at Ohio State	same		none		none
Garrett Snodgrass	1 at Ohio State	same		none		none
Caleb Tannor	2 at Northwestern	5 vs. Northwestern, 2019	1.0 at Ohio State	2 vs. Northwestern	1.0 at Ohio State	1.0 4x, last vs. Ohio St., 2020
Cam Taylor-Britt	5 at Ohio State	7 vs. Ohio State, 2019	1.0 at Northwestern	2 vs. So. Alabama		1.0 vs. So. Alabama, 2019
Deontre Thomas		5 vs. No. Illinois, 2019		1 vs. So. Ala.; vs. Wis.		none
Chris Walker		1 vs. BCU, 2018		none		none
Deontai Williams	5 at Ohio State	5 at Wis., '18; at Ohio St., '20	1.0 at Northwestern	1 at Iowa, '18; at NW '20		none

## NEBRASKA STATISTICAL HIGHS AND LOWS

NEBRASKA TOTALS	HIGHS	LOWS
Points Scored	17 at Ohio State	13 at Northwestern
First Downs	28 at Northwestern	17 at Ohio State
Rushing Attempts	43 at Northwestern	36 at Ohio State
Rushing Yards	224 at Northwestern	210 at Ohio State
Passes Attempted	45 at Northwestern	20 at Ohio State
Passes Completed	24 at Northwestern	16 at Ohio State
Had Intercepted	2 at Northwestern	0 at Ohio State
Passing Yards	218 at Northwestern	160 at Ohio State
Total Plays	88 at Northwestern	56 at Ohio State
Total Yards	442 at Northwestern	370 at Ohio State
Possession Time	32:27 at Northwestern	26:46 at Ohio State
Fumbles	3 at Ohio State	2 at Northwestern
Fumbles Lost	2 at Ohio State	0 at Northwestern
Turnovers	3 at Ohio State	2 at Northwestern
Turnover Margin	0 at Northwestern	-1 at Ohio State
Penalties	9 at Northwestern	8 at Ohio State
Yards Penalized	90 at Ohio State	55 at Northwestern
Sacks By-Yards Lost	3-21 at Ohio State	1-8 at Northwestern
Team Tackles for Loss-Yards	6-26 at Ohio State; 6-21 at Northwestern	

## NEBRASKA INDIVIDUAL OFFENSIVE HIGHS

Most Rushing Attempts	19; Dedrick Mills at Northwestern
Most Net Rushing Yards	102; Adrian Martinez at Northwestern
Most Rushing TDs	1; Dedrick Mills at Ohio State, at Northwestern; Adrian Martinez at Ohio State
Longest TD Run	10; Adrian Martinez at Ohio State
Longest Run, No TD	47; Luke McCaffrey at Ohio State
Most Pass Attempts	27; Adrian Martinez at Northwestern
Most Completed Passes	12; Adrian Martinez at Ohio State, at Northwestern; Luke McCaffrey at Northwestern
Most Passing Yards	125; Adrian Martinez at Northwestern
Most Passing TDs	0;
Longest TD Pass	N/A
Longest Pass, No TD	28; Adrian Martinez to Marcus Fleming at Northwestern
Most Pass Receptions	6; Wan'Dale Robinson at Ohio State; Dedrick Mills at Northwestern
Most Receiving Yards	75; Marcus Fleming at Northwestern
Most TD Receptions	N/A;
Most Total Offense Attempts	40; Adrian Martinez at Northwestern (13 rush, 27 passes)
Most Total Offense Yards	227; Adrian Martinez at Northwestern (102 rush, 125 pass)
Most All-Purpose Attempts	25; Dedrick Mills at Northwestern (19 rushes, 6 receptions)
Most All-Purpose Yards	102; Adrian Martinez at Northwestern
Most Touchdowns Scored	1; Dedrick Mills at Ohio State, at Northwestern; Adrian Martinez at Ohio State

## NEBRASKA INDIVIDUAL SPECIAL TEAMS HIGHS

Most Field Goals Attempted	3; Connor Culp at Northwestern
Most Field Goals Made	2; Connor Culp at Northwestern
Longest Field Goal Made	38; Connor Culp at Northwestern
Longest Field Goal Attempted	38; Connor Culp at Northwestern
Longest Punt Return, TD	None
Longest Punt Return, No TD	2; Cam Taylor-Britt, at Northwestern
Most Punt Return Yardage	None
Longest Kickoff Return, TD	None
Longest Kickoff Return, No TD	22; Rahmir Johnson at Ohio State
Longest Blocked Punt, TD	None
Longest Blocked Field Goal Return	None
Most Kickoff Return Yardage	54; Rahmir Johnson at Ohio State
Most Punts	5; Will Przystup at Ohio State (44.6 avg); at Northwestern (40.4 avg)
Highest Punting Average	44.6; Will Przystup (5 punts)
Longest Punt	56; Will Przystup at Northwestern
Most Blocked Field Goals	None
Most Blocked Punts	None
Most Blocked PAT	None

## NEBRASKA INDIVIDUAL DEFENSIVE HIGHS

Most Total Tackles	10; Luke Reimer at Northwestern (7 solo, 3 asst.)
Most Solo Tackles	7; Luke Reimer at Northwestern
Most Tackles for Loss	2.0; Will Honas at Ohio State (14 yards)
Most Yards Lost	14; Will Honas at Ohio State (2.0 TFL)
Most Quarterback Sacks	2.0; Will Honas at Ohio State (14 yards)
Most Yards Lost	14; Will Honas at Ohio State (2.0 sacks)
Most Pass Breakups	1; Dicaprio Bootle at Ohio State
Most Interceptions	2; Myles Farmer at Northwestern
Longest Interception TD Return	None
Longest Interception Return, No TD	37; Myles Farmer at Northwestern
Longest Fumble TD Return	None
Longest Fumble Return, No TD	0; JoJo Domann at Ohio State

## OPPONENT STATISTICAL HIGHS AND LOWS

OPPONENT TOTALS	HIGHS	LOWS
Points Scored	52 at Ohio State	21 at Northwestern
First Downs	28 at Ohio State	14 at Northwestern
Rushing Attempts	48 at Ohio State	38 at Northwestern
Rushing Yards	215 at Ohio State	148 at Northwestern
Passes Attempted	27 at Northwestern	21 at Ohio State
Passes Completed	20 at Ohio State	16 at Northwestern
Had Intercepted	2 at Northwestern	0 at Ohio State
Passing Yards	276 at Ohio State	169 at Northwestern
Total Plays	69 at Ohio State	65 at Northwestern
Total Yards	491 at Ohio State	317 at Northwestern
Possession Time	33:14 at Ohio State	27:33 at Northwestern
Fumbles	2 at Ohio State	1 at Northwestern
Fumbles Lost	1 at Ohio State	0 at Northwestern
Turnovers	2 at Northwestern	1 at Ohio State
Turnover Margin	+1 at Ohio State	0 at Northwestern
Penalties	8 at Northwestern	3 at Ohio State
Yards Penalized	64 at Northwestern	14 at Ohio State
Sacks By-Yards Lost	3-10 at Ohio State	1-12
Team Tackles for Loss-Yards	8-28 at Northwestern	5-19 at Ohio State

### OPPONENT INDIVIDUAL HIGHS

Most Yards Rushing	89; Drake Anderson (Northwestern)
Most Rushing Attempts	15; Drake Anderson (Northwestern)
Most Yards Passing	276; Justin Fields (Ohio State)
Most Passing Attempts	27; Peyton Ramsey (Northwestern)
Most Pass Completions	20; Justin Fields (Ohio State)
Most Pass Receptions	7; Garrett Wilson (Ohio State)
Most Yards Receiving	129; Garrett Wilson (Ohio State)

### OPPONENT INDIVIDUAL LONGEST PLAYS

Rush	41*; Drake Anderson (Northwestern)
Pass	42*; Josh Fields to Garrett Wilson (Ohio State)
Field Goal	34; Blake Haubeil (Ohio State)
Punt Return	36; Riley Lees (Northwestern)
Kickoff Return	36; Kyric McGowan (Northwestern)
Fumble Return	55*; Sevyn Banks (Ohio State)
Interception Return	5; Chris Bergin (Northwestern)
Punt	52; Derek Adams (Northwestern)

\*-Indicates touchdown scored

## NO. 5 OHIO STATE 52, NEBRASKA 17

SCORE BY QUARTERS	1	2	3	4	OT	FINAL
Nebraska	7	7	3	0		17
No. 5 Ohio State	14	10	14	14		52

### SCORING SUMMARY

QTR	TEAM	TIME	SCORE
1st	NEB	13:09	Martinez 10 yd run (Culp kick)
1st	OSU	08:04	Teague 1 yd run (Haubeil kick)
1st	OSU	04:02	Wilson 42 yd pass from Fields (Haubeil kick)
2nd	NEB	08:24	Mills 3 yd run (Culp kick)
2nd	OSU	03:12	Haubeil 34 yd field goal
2nd	OSU	01:10	Teague 6 yd run (Haubeil kick)
3rd	OSU	11:24	Fields 17 yd run (Haubeil kick)
3rd	OSU	08:02	Banks 55 yd fumble recovery (Haubeil kick)
3rd	NEB	03:56	Culp 22 yd field goal
4th	OSU	09:58	Smith-Njigba 5 yd pass from Fields (Haubeil kick)
4th	OSU	00:18	Miller 2 yd run (Haubeil kick)

**Columbus, Ohio (Oct. 24)** - Adrian Martinez and Luke McCaffrey combined for 165 rushing yards, but Nebraska was unable to keep pace in a 52-17 loss to fifth-ranked Ohio State.

Nebraska generated 370 yards of total offense, including 210 rushing yards and 160 passing yards, as McCaffrey tallied 80 yards on nine carries, including a 47-yard burst on Nebraska's opening drive. His run set up a 10-yard touchdown trot for Martinez to cap a four-play, 75-yard drive to give NU an early lead. Martinez finished with a team-high 85 rushing yards on 13 carries for the Big Red. Martinez added an efficient passing day by completing 12-of-15 passes for 105 yards, while McCaffrey completed 4-of-5 passes for 55 yards.

While Nebraska's quarterbacks combined to complete 16-of-20 passes, Ohio State's Justin Fields was even more efficient, completing 20-of-21 passes for 276 yards and two TDs. Fields added 15 carries for 54 yards and another score as OSU amassed 498 total yards.

After Nebraska took a quick 7-0 lead, Fields pushed the Buckeyes down the field for an 11-play, 75-yard drive in 5:05 to tie the score. After the Buckeyes got a stop on Nebraska's next drive, Fields found Garrett Wilson for a 42-yard touchdown pass with 4:02 left in the opening quarter. NU tied the score at 14 midway through the second quarter on Dedrick Mills' three-yard touchdown run. Ohio State answered with an 11-play drive of its own that covered 71 yards, but Nebraska held and forced a 34-yard Blake Haubeil field goal with 3:12 left in the half. NU struggled on its next possession, and OSU took advantage, going 46 yards in just five plays capped by a Master Teague III six-yard run to put the Buckeyes ahead 24-14. OSU extended its lead on the opening series of the second half, as Fields' 17-yard run put the Buckeyes ahead 31-14.

The three consecutive scores by Ohio State in just 6:48 of game time put Nebraska in a must-score position on its opening drive of the second half, and the Huskers started marching. However, on the sixth play of Nebraska's drive, Martinez fumbled at the OSU 45, and Sevyn Banks scooped up the ball and raced 55 yards for a touchdown to give Ohio State a 38-14 lead. Nebraska ended Ohio State's surge with a 22-yard Connor Culp field goal with 3:56 left in the period to send the Huskers to the fourth trailing 38-17. OSU added a pair of fourth-quarter touchdowns to complete the scoring.

### TEAM STATISTICS

	NEB	OSU
FIRST DOWNS	17	28
RUSHES-YARDS (NET)	36-210	48-215
PASSING YDS (NET)	160	276
Passes Att-Comp-Int	20-16-0	21-20-0
TOTAL OFFENSE PLAYS-YARDS	56-370	69-491
Fumble Returns-Yards	1-0	1-55
Punt Returns-Yards	0-0	2-23
Kickoff Returns-Yards	3-54	2-14
Interception Returns-Yards	0-0	0-0
Punts (Number-Avg)	5-44.6	2-49.0
Fumbles-Lost	3-2	2-1
Penalties-Yards	8-90	3-14
Possession Time	26:46	33:14
Third-Down Conversions	4 of 10	8 of 13
Fourth-Down Conversions	0 of 0	2 of 2
Red-Zone Scores-Chances	3-3	6-6
Sacks By: Number-Yards	3-21	3-10

**RUSHING:** OSU-Fields, Justin 15-54; Sermon, Trey 11-48; Teague III, Master 12-41; Chambers, Steele 4-32; Miller III, Jack 2-23; Johnson, Xavier 4-17. **NEB-** Martinez, Adrian 13-85; McCaffrey, Luke 9-80; Mills, Dedrick 9-25; Thompkins, Ronald 4-22; TEAM 1--2

**PASSING:** OSU-Fields, Justin 20-21-0-276-2 **NEB-**Martinez, Adrian 12-15-0-105-0; McCaffrey, Luke 4-5-0-55-0

**RECEIVING:** OSU-Wilson, Garrett 7-129; Olave, Chris 6-104; Smith-Njigba, Jaxson 2-5; Fleming, Julian 1-13; Williams, Jameson 1-7; Sermon, Trey 1-7; Ruckert, Jeremy 1-6; Farrell, Luke 1-5. **NEB-**Robinson, Wan'Dale 6-49; Allen, Austin 2-30; Stoll, Jack 2-24; Johnson, Rahmir 1-17; Brown, Alante 1-16; Thompkins, Ronald 1-10; Falck, Levi 1-8; McCaffrey, Luke 1-5; Rafdal, Kurt 1-1

**INTERCEPTIONS:** OSU-None. **NEB-**None

**FUMBLES:** OSU-TEAM 1-0; Olave, Chris 1-1; **NEB-**Adrian Martinez 1-1; McCaffrey 1-1; TEAM 1-0

**TACKLES:** OSU-Werner, Pete 6-1. **NEB-**Honas, Will 6-1; Dismuke, Marquel 5-2; Miller, Collin 3-4

## NORTHWESTERN 21, NEBRASKA 13

SCORE BY QUARTERS	1	2	3	4	OT	FINAL
Nebraska	0	13	0	0		13
Northwestern	7	0	7	7		21

### SCORING SUMMARY

QTR	TEAM	TIME	SCORE
1st	NU	08:29	Anderson 41 yd run (Kuhbender kick)
2nd	NEB	11:29	Culp 38 yd field goal
2nd	NEB	08:54	Culp 36 yd field goal
2nd	NEB	01:25	Mills 3 yd run (Culp kick)
3rd	NU	09:54	Raine 2 yd pass from Ramsey (Kuhbender kick)
4th	NU	09:53	Lees 10 yd pass from Ramsey (Kuhbender kick)

**Evanston, Ill. (Nov. 7)** - In another game between Nebraska and Northwestern that came down to the final play, Luke McCaffrey's pass to Wan'Dale Robinson fell incomplete as the Wildcats escaped with a 21-13 win.

Nebraska lost despite putting up 442 yards of total offense and 28 first downs against Northwestern, while holding the Wildcats to just 317 total yards.

The Huskers led 13-7 at the half, but Peyton Ramsey threw a pair of second-half touchdowns passes for Northwestern, including a 10-yard pass to Riley Lees with 9:53 left.

Nebraska had two opportunities to get the tying score in the fourth quarter, but could not crack the end zone. Luke McCaffrey drove the Huskers down the field, and Nebraska had the ball first-and-goal at the Northwestern 3-yard line and had another first and goal at the Wildcat 2, but Chris Bergin's interception snuffed out the drive.

After forcing a punt, the Huskers got the ball back at their 8-yard line with 2:14 remaining. NU eventually got the ball to the Wildcat 14, but his fourth-down incompleteness on fourth-and-4 with five seconds left ended the Huskers' scoring threat. McCaffrey completed 12-of-16 passes for 93 yards in just over one quarter of action, while adding 49 yards on eight carries. Adrian Martinez led the Nebraska ground game with 102 yards on 13 carries, while adding 125 yards by completing 12-of-27 passes.

Northwestern jumped out to a 7-0 lead on Drake Anderson's 41-yard run, capping a seven-play, 80-yard drive. The Huskers chipped away, getting two Connor Culp field goals to pull within 7-6 midway through the second quarter.

Late in the second quarter, Myles Farmer gave the Big Red their best opportunity of the day, intercepting a Peyton Ramsey pass and taking it down to the Northwestern 3. Dedrick Mills scored on the next play to give the Huskers a 13-7 lead with 1:25 left in the half.

Farmer, making his first career start, picked off two Ramsey passes for Nebraska, while Luke Reimers added a career-high 10 stops and a sack for the Big Red.

Northwestern went back in front with its opening drive of the second half. Ramsey found John Raine on a two-yard pass to cap a 10-play, 61-yard drive that used up 4:57 to put the Wildcats up 14-13 with 9:53 left in the third.

Ramsey, who went 16-of-27 for 169 yards and two scores, added his second scoring toss early in the third quarter to stake the Wildcats an eight-point cushion.

### TEAM STATISTICS

	NEB	NW
FIRST DOWNS	28	14
RUSHES-YARDS (NET)	43-224	38-148
PASSING YDS (NET)	218	169
Passes Att-Comp-Int	45-24-2	27-16-2
TOTAL OFFENSE PLAYS-YARDS	88-442	65-317
Fumble Returns-Yards	0-0	0-0
Punt Returns-Yards	2--3	2-44
Kickoff Returns-Yards	1-11	1-36
Interception Returns-Yards	2-45	2-5
Punts (Number-Avg)	5-40.4	6-43.5
Fumbles-Lost	2-0	1-0
Penalties-Yards	9-55	8-64
Possession Time	32:27	27:33
Third-Down Conversions	4 of 16	7 of 16
Fourth-Down Conversions	2 of 3	1 of 1
Red-Zone Scores-Chances	3-6	2-3
Sacks By: Number-Yards	1-8	1-12

**RUSHING:** NW-Anderson, Drake 18-89; McGowan, Kyric 3-32; Ramsey, Peyton 9-28; Hull, Evan 4-6; Porter, Cam 1-1; Chiao Khiao-Bowman, Rmaud 1-0; Team 1--4; Lees, Riley 1--4. **NEB-**Martinez, Adrian 13-102; Mills, Dedrick 19-59; McCaffrey, Luke 8-49; Scott III, Marvin 3-14.

**PASSING:** NW-Ramsey, Peyton 16-27-2-169-2 **NEB-**Martinez, Adrian 12-27-1 125-0; McCaffrey, Luke 12-16-1-93-0

**RECEIVING:** NW-Raine, John 4-33; McGowan, Kyric 3-27; Lees, Riley 3-25; Hull, Evan 2-27; Chiao Khiao-Bowman, Rmaud 2-26; Kirtz, Bryce 1-20; Washington, Malik 1-11. **NEB-**Mills, Dedrick 6-33; Fleming, Marcus 5-75; Robinson, Wan'Dale 4-32; Allen, Austin 2-29; Betts, Zavier 2-17; Yokolek, Travis 2-13; Warner, Kade 2-13; Falck, Levi 1-6

**INTERCEPTIONS:** NW-Bergin, Chris 1-5; Joseph, Brandon 1-0. **NEB-**Farmer, Myles 2-45

**FUMBLES:** NW-Ramsey, Peyton 1-0; **NEB-**Robinson, Wan'Dale 1-0; Mills, Dedrick 1-0

**TACKLES:** NW-Gallagher, Blake 8-6. **NEB-**Reimer, Luke 7-3