



# Individual Rushing Records

151. Bob Smith, HB vs. Miami, Oct. 17, 1953	138
Craig Johnson, IB vs. Kansas, Oct. 13, 1979	138
Leodis Flowers, IB vs. Oklahoma St., Oct. 20, 1990	138
Calvin Jones, IB vs. Kansas St., Oct. 16, 1993	138
Lawrence Phillips, IB vs. Pacific, Sept. 24, 1994	138
*Cory Ross, IB vs. Mich. St., Dec. 29, 2003, Alamo Bowl	138
157. Calvin Jones, IB at Oklahoma, Nov. 27, 1992	137
Lawrence Phillips, IB at UCLA, Sept. 18, 1993	137
Eric Crouch, QB vs. Texas A&M, Nov. 6, 1999	137
Dahrran Diedrick, IB at Baylor, Oct. 13, 2001	137
161. Calvin Jones, IB at Oklahoma St., Oct. 7, 1993	136
Dan Alexander, IB at Texas, Oct. 23, 1999	136
Correll Buckhalter, IB vs. Texas, Dec. 4, 1999	136
Dahrran Diedrick, IB at Kansas, Nov. 3, 2001	136
165. Joe Orduna, HB at USC, Sept. 19, 1970	135
Derek Brown, IB at Arizona St., Sept. 28, 1991	135
Damon Benning, IB vs. Baylor, Oct. 12, 1996	135
Dan Alexander, IB vs. Iowa St., Oct. 9, 1999	135
Dan Alexander, IB vs. Texas A&M, Nov. 6, 1999	135
170. Doug DuBose, IB at Iowa St., Nov. 3, 1984	134
171. Bill Thornton, HB vs. Syracuse, Oct. 14, 1961	133
Correll Buckhalter, IB vs. Kansas, Oct. 17, 1998	133
Dahrran Diedrick, IB vs. Notre Dame, Sept. 8, 2001	133
174. Rick Berns, IB at Colorado, Oct. 21, 1978	132
Correll Buckhalter, IB at Missouri, Sept. 25, 1999	132
Eric Crouch, QB at Baylor, Oct. 13, 2001	132
177. Ken Clark, IB vs. Utah, Sept. 16, 1989	130
Tommie Frazier, QB vs. W. Virginia, Aug. 28, 1994	130
DeAngelo Evans, IB vs. Texas, Dec. 7, 1996	130
Dan Alexander, IB at Kansas St., Nov. 11, 2000	130
Cory Ross, IB at Oklahoma, Nov. 13, 2004	130

## Individual 120-129-Yard-Rushing Games (73)

182. Ron Clark, HB vs. Missouri, Nov. 4, 1950	129
Carroll Zaruba, HB vs. Colorado, Nov. 14, 1959	129
Jeff Moran, IB vs. Kansas St., Nov. 18, 1972	129
Jarvis Redwine, IB vs. Missouri, Nov. 1, 1980	129
Doug DuBose, IB vs. Florida St., Sept. 7, 1985	129
Keith Jones, IB vs. South Carolina, Oct. 3, 1987	129
Calvin Jones, IB vs. Missouri, Oct. 23, 1993	129
Ahman Green, IB at Washington, Sept. 20, 1997	129
Joel Makovicka, FB at Washington, Sept. 20, 1997	129
191. Rick Berns, IB vs. Alabama, Sept. 17, 1977	128
David Home, IB at Texas A&M, Oct. 26, 2002	128
193. Dick Davis, FB vs. Oklahoma, Nov. 25, 1967	127
Jeff Kinney, HB at Oklahoma, Nov. 22, 1969	127
Rick Berns, IB at Colorado, Oct. 9, 1976	127
Mike Rozier, IB vs. Iowa, Sept. 11, 1982	127
Roger Craig, IB at Hawaii, Dec. 4, 1982	127
Tyreece Knox, IB vs. Missouri, Oct. 18, 1986	127
Damon Benning, IB vs. Texas Tech, Sept. 11, 1993	127
Correll Buckhalter, IB vs. Iowa St., Oct. 9, 1999	127
Eric Crouch, QB vs. Kansas, Nov. 4, 2000	127
202. Carroll Zaruba, HB vs. Kansas St., Oct. 8, 1959	126
Rudy Johnson, HB at Missouri, Nov. 2, 1963	126
*Tony Davis, FB vs. Florida, Dec. 31, 1974, Sugar Bowl	126
Jeff Smith, IB vs. New Mexico St., Sept. 18, 1982	126
Ken Kaelin, FB at Iowa St., Nov. 8, 1986	126
Tyreece Knox, IB at Iowa St., Nov. 8, 1986	126
Lawrence Phillips, IB vs. W. Virginia, Aug. 28, 1994	126
Cory Ross, IB at Iowa St., Nov. 6, 2004	126
210. Doug DuBose, IB vs. Colorado, Oct. 26, 1985	125
Ken Clark, IB at Missouri, Oct. 14, 1989	125
Gerry Gdowski, QB at Oklahoma St., Oct. 21, 1989	125
Tommie Frazier, QB vs. Iowa St., Nov. 13, 1993	125
Correll Buckhalter, IB vs. Missouri, Oct. 24, 1998	125
Eric Crouch, QB vs. Colorado, Nov. 24, 2000	125
David Home, IB at Oklahoma St., Oct. 19, 2002	125
Cory Ross, IB vs. Western Illinois, Sept. 4, 2004	125
218. Bill Mueller, HB at Kansas St., Oct. 8, 1949	124
Jeff Kinney, HB vs. Oregon, Sept. 11, 1971	124
Jarvis Redwine, IB vs. Penn St., Sept. 29, 1979	124
Leodis Flowers, IB vs. N. Illinois, Sept. 8, 1990	124
Keithen McCant, QB vs. Missouri, Oct. 13, 1990	124
Calvin Jones, IB vs. North Texas, Sept. 4, 1993	124
224. Cory Ross, IB vs. Wake Forest, Sept. 10, 2005	123

Dennis Korinek, HB at Illinois, Sept. 26, 1953	123
Ron Kirkland, HB at Oklahoma St., Nov. 13, 1965	123
I.M. Hipp, IB at Indiana, Sept. 30, 1978	123
Mike Rozier, IB at Kansas, Oct. 30, 1982	123
Jeff Smith, IB at UCLA, Sept. 22, 1984	123
George Achola, IB vs. Minnesota, Sept. 22, 1990	123
Mickey Joseph, QB at Iowa St., Oct. 27, 1990	123
DeAngelo Evans, IB vs. Colorado, Nov. 29, 1996	123
Scott Frost, QB vs. Akron, Aug. 30, 1997	123
Ahman Green, IB at Kansas, Oct. 25, 1997	123
Eric Crouch, QB at Colorado, Nov. 26, 1999	123
236. Bob Smith, HB vs. Colorado, Nov. 14, 1953	122
I.M. Hipp, IB vs. Baylor, Sept. 24, 1977	122
Andra Franklin, FB vs. Oklahoma, Nov. 22, 1980	122
Andra Franklin, FB vs. Missouri, Nov. 1, 1980	122
Steve Taylor, QB at Arizona St., Sept. 26, 1987	122
Ken Clark, IB vs. Arizona St., Sept. 24, 1988	122
Gerry Gdowski, QB at Missouri, Oct. 14, 1989	122
David Home, IB vs. Kansas, Nov. 9, 2002	122
244. Dennis Korinek, HB vs. Iowa St., Oct. 2, 1954	121
Jerry Brown, FB vs. Iowa St., Oct. 6, 1956	121
Bill Thornton, HB at Oklahoma St., Oct. 21, 1961	121
Roger Craig, IB vs. Penn St., Sept. 26, 1981	121
Roger Craig, IB at Oklahoma St., Nov. 7, 1981	121
Derek Brown, IB vs. Colorado St., Sept. 14, 1991	121
Calvin Jones, IB vs. Iowa St., Nov. 16, 1991	121
Scott Frost, QB at Kansas, Oct. 25, 1997	121
252. Ben Gregory, HB vs. Oklahoma St., Nov. 11, 1967	120
Jarvis Redwine, IB vs. New Mexico St., Oct. 6, 1979	120
Tyreece Knox, IB at Kansas, Oct. 8, 1988	120
Derek Brown, IB vs. Minnesota, Sept. 22, 1990	120

## Individual 110-119-Yard Rushing Games (52)

256. Calvin Jones, IB vs. Middle Tenn. St., Sept. 12, 1992	119
Dan Alexander, IB vs. Kansas, Nov. 4, 2000	119
Judd Davies, FB at Baylor, Oct. 13, 2001	119
David Home, IB at Missouri, Oct. 11, 2003	119
260. *Rick Berns, IB vs. Texas Tech, Dec. 31, 1976,	118
Astro-Bluebonnet Bowl	
*Mike Rozier, IB vs. LSU, Jan. 1, 1983, Orange Bowl	118
Keith Jones, IB vs. Utah St., Sept. 5, 1987	118
Tyreece Knox, IB vs. Iowa St., Nov. 7, 1987	118
Leodis Flowers, IB vs. Iowa St., Oct. 28, 1989	118
Derek Brown, IB vs. Missouri, Oct. 26, 1991	118
Calvin Jones, IB vs. Oklahoma, Nov. 29, 1991	118
267. Monte Anthony, IB at Okla. St., Oct. 18, 1975	117
Doug DuBose, IB at Kansas, Nov. 16, 1984	117
Keith Jones, IB at Kansas, Nov. 15, 1986	117
Lawrence Phillips, IB at Kansas St., Oct. 15, 1994	117
Correll Buckhalter, IB vs. San Jose St., Sept. 2, 2000	117
272. Jeff Kinney, HB at Iowa St., Nov. 7, 1970	116
Steve Taylor, QB vs. Arizona St., Sept. 24, 1988	116
Correll Buckhalter, IB at Kansas, Oct. 30, 1999	116
275. Tom Rathman, FB vs. Colorado, Oct. 26, 1985	115
Keith Jones, IB at Oklahoma St., Oct. 17, 1987	115
277. Doug DuBose, IB vs. Iowa St., Nov. 9, 1985	114
*Eric Crouch, QB vs. Miami, Jan. 3, 2002 (Rose Bowl)	114
279. Bob Smith, HB at Iowa St., Nov. 7, 1953	113
Rick Berns, IB vs. Oklahoma, Nov. 11, 1978	113
Tom Rathman, FB vs. Florida St., Sept. 7, 1985	113
Terry Rodgers, IB vs. Arizona St., Sept. 24, 1988	113
Ahman Green, IB vs. C. Florida, Sept. 13, 1997	113
Dan Alexander, IB vs. Iowa, Sept. 23, 2000	113
Dan Alexander, IB at Texas Tech, Oct. 14, 2000	113
287. Nick Adduci, FB vs. Colorado, Nov. 19, 1949	112
Joe Orduna, HB at Colorado, Nov. 16, 1968	112
Jeff Quinn, QB vs. Utah St., Sept. 15, 1979	112
Leodis Flowers, IB at Kansas St., Oct. 6, 1990	112
Ahman Green, IB vs. Pacific, Sept. 23, 1995	112
Dan Alexander, IB at Notre Dame, Sept. 9, 2000	112
Tierre Green, IB vs. Western Illinois, Sept. 4, 2004	112
293. Willie Ross, HB at Kansas, Nov. 10, 1962	111
Tony Davis, IB at Oklahoma St., Oct. 27, 1973	111
Tony Davis, IB at Kansas St., Nov. 17, 1973	111
Monte Anthony, IB vs. Northwestern, Sept. 28, 1974	111
Kenny Brown, WB at Oklahoma St., Oct. 20, 1979	111

Mike Rozier, IB at Hawaii, Dec. 4, 1982	111
Leodis Flowers, IB vs. Missouri, Oct. 13, 1990	111
Calvin Jones, IB vs. Arizona St., Sept. 26, 1992	111
Ahman Green, IB vs. Arizona St., Sept. 16, 1995	111
Jammal Lord, QB at Penn St., Sept. 14, 2002	111
Jammal Lord, QB at Missouri, Oct. 11, 2003	111
304. Ron Clark, HB at Minnesota, Sept. 25, 1954	110
Lawrence Phillips, IB at Missouri, Oct. 22, 1994	110
Dan Alexander, IB at Iowa St., Nov. 7, 1998	110
Eric Crouch, QB vs. Missouri, Sept. 30, 2000	110

## Individual 100-109-Yard Rushing Games (85)

308. Bobby Reynolds, HB vs. Iowa St., Nov. 18, 1950	109
John Bordogna, QB vs. Penn St., Oct. 13, 1951	109
Doug Thomas, HB at Missouri, Oct. 26, 1957	109
Ben Gregory, HB at Oklahoma, Nov. 24, 1966	109
Dick Davis, FB vs. Minnesota, Sept. 30, 1967	109
Tony Davis, IB at Missouri, Oct. 13, 1973	109
Monte Anthony, IB vs. Miami, Oct. 2, 1976	109
Craig Johnson, IB at Kansas, Oct. 11, 1980	109
Doug DuBose, IB vs. Kansas, Nov. 16, 1985	109
Keith Jones, IB vs. Kansas St., Nov. 1, 1986	109
Ahman Green, IB vs. Kansas St., Oct. 21, 1995	109
Jammal Lord, QB vs. Texas A&M, Oct. 18, 2003	109
320. Nick Adduci, FB vs. Kansas St., Nov. 11, 1950	108
*Dennis Claridge, QB vs. Auburn, Jan. 1, 1964,	108
Orange Bowl	
Jeff Kinney, HB vs. Missouri, Oct. 10, 1970	108
Tom Rathman, FB vs. Wyoming, Sept. 8, 1984	108
Tyreece Knox, IB at Kansas State, Oct. 22, 1988	108
Eric Crouch, QB vs. Texas, Oct. 31, 1998	108
Eric Crouch, QB at Kansas St., Nov. 14, 1998	108
*Dan Alexander, IB vs. Tennessee, Jan. 2, 2000,	108
Fiesta Bowl	
Dahrran Diedrick, IB vs. Kansas St., Nov. 10, 2001	108
Cory Ross, IB at Kansas, Nov. 8, 2003	108
330. Monte Anthony, IB vs. Kansas St., Oct. 16, 1975	107
Rick Berns, IB vs. Kansas, Nov. 12, 1977	107
Doug DuBose, IB at Syracuse, Sept. 29, 1984	107
Calvin Jones, IB vs. Kansas, Nov. 7, 1992	107
Dahrran Diedrick, IB vs. Iowa St., Oct. 6, 2001	107
Dahrran Diedrick, IB vs. Kansas, Nov. 9, 2002	107
Cory Ross, IB Kansas, Oct. 2, 2004	107
337. Dick Davis, FB at Texas Christian, Oct. 28, 1967	106
Tony Davis, IB vs. North Carolina St., Sept. 22, 1973	106
*Tony Davis, IB vs. Texas, Jan. 1, 1974, Cotton Bowl	106
John O'Leary, IB vs. Miami, Oct. 4, 1975	106
Dave Gillespie, IB vs. Colorado, Oct. 25, 1975	106
Eric Crouch, QB vs. Kansas St., Nov. 10, 2001	106
343. Bill Mueller, HB vs. South Dakota, Sept. 24, 1949	105
Joe Orduna, HB vs. Kansas St., Nov. 14, 1970	105
Craig Johnson, IB vs. Oklahoma St., Oct. 18, 1980	105
Mike Rozier, IB at Oklahoma, Nov. 21, 1981	105
Derek Brown, IB vs. Utah, Sept. 5, 1992	105
DeAngelo Evans, IB vs. Baylor, Oct. 12, 1996	105
Ahman Green, IB vs. Oklahoma, Nov. 1, 1997	105
Correll Buckhalter, IB at Texas Tech, Oct. 14, 2000	105
Eric Crouch, QB vs. Texas Tech, Oct. 20, 2001	105
352. Rudy Johnson, HB vs. Air Force, Oct. 12, 1963	104
Harry Wilson, HB Oklahoma St., Nov. 12, 1966	104
Jeff Kinney, HB vs. Kansas, Oct. 16, 1971	104
Gary Dixon, HB vs. Kansas, Oct. 16, 1971	104
Andra Franklin, FB at Iowa St., Nov. 15, 1980	104
Doug DuBose, IB at UCLA, Sept. 22, 1984	104
Dan Alexander, IB vs. Baylor, Oct. 21, 2000	104
Eric Crouch, QB vs. Iowa St., Oct. 6, 2001	104
360. George Cifra, FB vs. Iowa St., Oct. 4, 1952	103
Willie Ross, HB at Kansas St., Oct. 7, 1961	103
Mike Rozier, IB at Iowa St., Nov. 13, 1982	103
Keith Jones, IB at South Carolina, Oct. 4, 1986	103
Lawrence Phillips, IB vs. Colorado, Oct. 29, 1994	103
Eric Crouch, QB at Oklahoma St., Oct. 28, 2000	103
Jammal Lord, QB vs. Arizona St., Aug. 24, 2002	103
Cory Ross, IB at Colorado, Nov. 28, 2003	103
368. Willie Greenlaw, HB vs. Colorado, Nov. 12, 1955	102
Harry Wilson, HB at Iowa St., Oct. 1, 1966	102

# Individual Rushing Records

Tim Wurth, IB at Iowa St., Oct. 7, 1978	102
Jarvis Redwine, IB vs. Oklahoma St., Oct. 20, 1979	102
Craig Johnson, IB at Kansas St., Nov. 10, 1979	102
Mike Rozier, IB at Oklahoma St., Nov. 7, 1981	102
Roger Craig, IB vs. Oklahoma, Nov. 26, 1982	102
*Doug DuBose, IB vs. LSU, Jan. 1, 1985, Sugar Bowl	102
Bryan Carpenter, FB vs. Utah, Sept. 16, 1989	102
377. Tom Carodine, HB vs. TCU, Sept. 29, 1951	101
Craig Johnson, IB at Kansas St., Oct. 6, 1951	101
Calvin Jones, IB vs. Colorado, Oct. 31, 1992	101
Joel Makovicka, FB vs. Oklahoma, Nov. 1, 1997	101
381. Ron Clark, HB at Kansas, Nov. 6, 1954	100
Jerry Brown, FB vs. Baylor, Nov. 17, 1956	100
Bill Thornton, HB at Kansas St., Oct. 7, 1961	100
Bill Olds, FB vs. Texas A&M, Sept. 25, 1971	100
John O'Leary, IB at Kansas St., Nov. 17, 1973	100
Turner Gill, QB at Minnesota, Sept. 17, 1983	100
Tyreese Knox, IB vs. Kansas St., Oct. 24, 1987	100
Ken Clark, IB at Minnesota, Sept. 23, 1989	100
Derek Brown, IB vs. Washington, Sept. 21, 1991	100
Keithen McCant, QB vs. Kansas St., Oct. 19, 1991	100
Correll Buckhalter, IB vs. Iowa, Sept. 23, 2000	100
Correll Buckhalter, IB vs. Kansas, Nov. 4, 2000	100
393. Jammal Lord, QB vs. Penn St., Sept. 13, 2003	100

## Progression of Nebraska's Rushing Record

Player, Opp. (Games Held, Includes Bowls)	Yards
Calvin Jones, IB, at Kansas, Nov. 9, 1991 (145)	294
Mike Rozier, IB, vs. Kansas, Nov. 12, 1983 (97)	285
Rick Berns, IB, vs. Missouri, Nov. 18, 1978 (61)	255
I.M. Hipp, IB, vs. Indiana, Oct. 1, 1977 (19)	254
Rick Berns, IB, vs. Hawaii, Dec. 4, 1976 (5)	211
Frank Solich, FB, at Air Force, Sept. 25, 1965 (136)	204
Bobby Reynolds, HB, vs. Indiana, Sept. 30, 1950 (154)	187
Bill Mueller, HB, at Kansas State, Oct. 8, 1949 (7)	124
Bill Mueller, HB, vs. South Dakota, Sept. 24, 1949 (2)	105

## 100-Yard Rushing Games by Player

Player	Total	200+	Bowl
1. Mike Rozier, IB, 1981-83	26	7	2
2. Ahman Green, IB, 1995-97	20	4	1
3. Eric Crouch, QB, 1998-01	17	0	1
4. Calvin Jones, IB, 1991-93	16	2	0
5. Lawrence Phillips, IB, 1993-95	15	2	1
6. Doug DuBose, IB, 1984-85	14	0	1
Dan Alexander, IB, 1997-00	14	2	2
8. Cory Ross, IB, 2002-05	12	0	2
Derek Brown, IB, 1990-92	12	0	0
Ken Clark, IB, 1987-89	12	2	0
11. Correll Buckhalter, IB, 1998-00	11	0	0
Jarvis Redwine, IB, 1979-80	11	1	0
13. I.M. Hipp, IB, 1976-78	10	2	0
Keith Jones, IB, 1984-87	10	2	0
Bobby Reynolds, HB, 1950-52	9	0	0
Rick Berns, IB, 1976-78	9	2	1
Jammal Lord, QB, 2000-03	9	1	0
18. Dahrnan Diedrick, IB, 1999-02	8	0	0
19. Roger Craig, IB, 1980-82	7	0	0
Tony Davis, IB/FB, 1973-75	7	0	2
Leodis Flowers, IB, 1988-90	7	0	0

## Consecutive 100-Yard Games, Season

No.	Player, Year
11*	Mike Rozier, IB, 1983 (includes four straight 200-yard games)
11	Lawrence Phillips, IB, 1994
11*	Ahman Green, IB, 1997 (includes three straight 200-yard games)
8	Bobby Reynolds, HB, 1950
7	Derek Brown, IB, 1991
6	Mike Rozier, IB, 1982 (includes two straight 200-yard games)
5	Leodis Flowers, IB, 1990
5	Jarvis Redwine, IB, 1979
5	I.M. Hipp, IB, 1977 (includes two straight 200-yard games)

4	Eric Crouch, QB, 2001
4	Doug DuBose, IB, 1984
3	Bob Smith, HB, 1953
3	Bill Thornton, FB, 1961
3	Rick Berns, IB, 1976-77
3	Jeff Smith, IB, 1984
3	Doug DuBose, IB, 1985
3	Gerry Gdowski, QB, 1989
3	Ken Clark, IB, 1989
3	Calvin Jones, IB, 1991, 1993 (three total times)
3	Ahman Green, IB, 1995
3	Dan Alexander, IB, 2000
3	Eric Crouch, QB, 2001
3	Dahrnan Diedrick, IB, 2001
3	Cory Ross, IB, 2004

\*Rozier and Green had 12 straight 100-yard games, including bowls.

## Quadruple 100-Yard Games (1)

1. Thunder Collins, IB, (165), Dahrnan Diedrick, IB, (137) Eric Crouch, QB, (132), Judd Davies, FB, (119) at Baylor, Oct. 13, 2001

## Triple 100-Yard Games (3)

1. Ken Clark, IB, (122), Steve Taylor, QB, (116), Terry Rodgers, IB, (113) vs. Arizona St., Sept. 24, 1988
2. Eric Crouch, QB, (127), Dan Alexander, IB, (119), Correll Buckhalter, IB, (100) vs. Kansas, Nov. 4, 2000
3. Thunder Collins, IB, (165), Dahrnan Diedrick, IB, (137) Eric Crouch, QB, (132), Judd Davies, FB, (119) at Baylor, Oct. 13, 2001

## Double 100-Yard Game Breakdown

**Total Games:** 63 (60 by two players, 2 by three players, 1 by four players)

**Last Time:** vs. Western Illinois, Sept. 4, 2004; Cory Ross, IB, (125), Tierre Green, IB, (112)

**First Time:** vs. Missouri, Nov. 4, 1950, Bobby Reynolds, HB, (175), Ron Clark, HB, (129)

**Total Double 100-Yard Games vs. Big 12:** 42  
(1 triple, 1 quadruple)

**Total Double 100-Yard Games vs. non-conference:** 21  
(1 triple)

**Total Double 100-Yard Games in Bowl Games:** 1

**Double 100-Yard Game Record:** 62-1 (41-0 Home, 19-1 Away, 2-0 Neutral)

**Most Double 100-Yard Games Against Opponent:** 9  
vs. Iowa State

**Most Common Double 100-Yard Game Combo:**  
Dan Alexander, IB, and Correll Buckhalter, IB  
(5 times; 2 in 1999, 3 in 2000)

**Homecoming Games:** 13 (1 triple)

## Double 100-Yard Games, By Date

1. Bobby Reynolds, HB, (175), Ron Clark, HB, (129) vs. Missouri, Nov. 4, 1950
2. Willie Ross, HB, (103), Bill Thornton, HB, (100) at Kansas St., Oct. 7, 1961
3. Jeff Kinney, HB, (104), Gary Dixon, HB, (104) vs. Kansas, Oct. 16, 1971
4. I.M. Hipp, IB, (200), Rick Berns, IB, (107) vs. Kansas, Nov. 12, 1977
5. I.M. Hipp, IB, (167), Jeff Quinn, QB, (112) vs. Utah St., Sept. 15, 1979
6. Jarvis Redwine, IB, (157), Craig Johnson, IB, (138) vs. Kansas, Oct. 13, 1979
7. Kenny Brown, WB, (111), Jarvis Redwine, IB, (102) at Oklahoma St., Oct. 20, 1979
8. Jarvis Redwine, IB, (129), Andra Franklin, FB, (122) vs. Missouri, Nov. 1, 1980
9. Jarvis Redwine, IB, (152), Andra Franklin, FB, (122) vs. Oklahoma, Nov. 22, 1980
10. Roger Craig, IB, (121), Mike Rozier, IB, (105) at Oklahoma St., Nov. 7, 1981
11. Mike Rozier, IB, (149), Jeff Smith, IB, (126) vs. New Mexico St., Sept. 18, 1982
12. Roger Craig, IB, (127), Mike Rozier, IB, (111) at Hawaii, Dec. 4, 1982
13. Mike Rozier, IB, (196), Turner Gill, QB, (100) at Minnesota, Sept. 17, 1983
14. Jeff Smith, IB, (170), Tom Rathman, FB, (108) vs. Wyoming, Sept. 8, 1984
15. Jeff Smith, IB, (123), Doug DuBose, IB, (104) at UCLA, Sept. 22, 1984
16. Doug DuBose, IB, (129), Tom Rathman, FB, (113) vs. Florida St., Sept. 7, 1985
17. Doug DuBose, IB, (125), Tom Rathman, FB, (115) vs. Colorado, Oct. 26, 1985
18. Tom Rathman, FB, (159), Doug DuBose, IB, (109) vs. Kansas, Nov. 16, 1985
19. Ken Kaelin, FB, (126), Tyreese Knox, IB, (126) at Iowa St., Nov. 8, 1986
20. Steve Taylor, QB, (157), Keith Jones, IB, (118) vs. Utah St., Sept. 5, 1987
21. Keith Jones, IB, (145), Steve Taylor, QB, (122) at Arizona St., Sept. 26, 1987
22. Keith Jones, IB, (240), Tyreese Knox, IB, (118) vs. Iowa St., Nov. 7, 1987
23. Ken Clark, IB, (122), Steve Taylor, QB, (116), Terry Rodgers, IB, (113) vs. Arizona St., Sept. 24, 1988
24. Ken Clark, IB, (256), Steve Taylor, QB, (140) vs. Oklahoma St., Oct. 15, 1988
25. Ken Clark, IB, (225), Tyreese Knox, IB, (108) at Kansas St., Oct. 22, 1988
26. Steve Taylor, QB, (154), Ken Clark, IB, (146) at Iowa St., Nov. 5, 1988
27. Ken Clark, IB, (130), Bryan Carpenter, FB, (102) vs. Utah, Sept. 16, 1989
28. Ken Clark, IB, (125), Gerry Gdowski, QB, (122) at Missouri, Oct. 14, 1989
29. Gerry Gdowski, QB, (176),Leodis Flowers, IB, (118) vs. Iowa St., Oct. 28, 1989
30. George Achola, IB, (123), Derek Brown, IB, (120) vs. Minnesota, Sept. 22, 1990
- 31.Leodis Flowers, IB, (208), Mickey Joseph, QB, (123) at Iowa St., Oct. 27, 1990
32. Derek Brown, IB, (145), Keithen McCant, QB, (100) vs. Kansas St., Oct. 19, 1991
33. Keithen McCant, QB, (124), Derek Brown, IB, (118) vs. Missouri, Oct. 26, 1991
34. Calvin Jones, IB, (121), Derek Brown, IB, (107) vs. Iowa St., Nov. 16, 1991
35. Derek Brown, IB, (154), Calvin Jones, IB, (119) vs. Middle Tennessee State, Sept. 12, 1992
36. Derek Brown, IB, (156), Calvin Jones, IB, (107) vs. Kansas, Nov. 7, 1992
37. Tommie Frazier, QB, (158), Calvin Jones, IB, (138) vs. Kansas St., Oct. 16, 1993
38. Calvin Jones, IB, (208), Tommie Frazier, QB, (125) vs. Iowa St., Nov. 13, 1993
39. Tommie Frazier, QB, (138), Lawrence Phillips, IB, (127) vs. West Virginia, Aug. 28, 1994
40. Clinton Childs, IB, (143), Ahman Green, IB, (111) vs. Arizona St., Sept. 16, 1995
41. Damon Benning, IB, (173), Ahman Green, IB, (112) vs. Pacific, Sept. 23, 1995
42. Tommie Frazier, QB, (199), Lawrence Phillips, IB, (165) vs. Florida, Jan. 2, 1996, Fiesta Bowl
43. Damon Benning, IB, (135), DeAngelo Evans, IB, (105) vs. Baylor, Oct. 12, 1996
44. Ahman Green, IB, (129), Joel Makovicka, FB, (129) at Washington, Sept. 20, 1997
45. Ahman Green, IB, (123), Scott Frost, QB, (121) at Kansas, Oct. 25, 1997
46. Ahman Green, IB, (105), Joel Makovicka, FB, (101) vs. Oklahoma, Nov. 1, 1997
47. Ahman Green, IB, (189), Scott Frost, QB, (141) at Missouri, Nov. 8, 1997
48. Dan Alexander, IB, (135), Correll Buckhalter, IB, (127) vs. Iowa St., Oct. 9, 1999
49. Eric Crouch, QB, (137), Dan Alexander, IB, (135) vs. Texas A&M, Nov. 6, 1999



# Individual Rushing/Passing Records

## Rushing by Position

### I-Backs/Halfbacks

**Attempts, Game:** 37; Cory Ross, vs. Michigan St. (Alamo Bowl), 2003 (138 yards)  
**Attempts, Season:** 286; Lawrence Phillips, 1994 (1,722 yards)  
**Attempts, Career:** 668; Mike Rozier, 1981-83 (4,780 yards)  
**Net Yards, Game:** 294; Calvin Jones, at Kansas, Nov. 9, 1991 (27 att.)  
**Net Yards, Season:** 2,148; Mike Rozier, 1983 (275 att.)  
**Net Yards, Career:** 4,780; Mike Rozier, 1981-83 (668 att.)  
**Touchdowns, Game:** 6; Calvin Jones, at Kansas, Nov. 9, 1991  
**Touchdowns, Season:** 29; Mike Rozier, 1983  
**Touchdowns, Career:** 49; Mike Rozier, 1981-83

### Quarterbacks

**Attempts, Game:** 30; Jammal Lord, at Texas A&M, Oct. 26, 2002 (159 yards)  
**Attempts, Season:** 251; Jammal Lord, 2002 (1,412 yards)  
**Attempts, Career:** 648; Eric Crouch, 1998-01 (3,434 yards)  
**Net Yards, Game:** 234; Jammal Lord, vs. Texas, Nov. 2, 2002 (23 att.)  
**Note:** Tommie Frazier rushed for an NCAA quarterback bowl record 199 yards on 16 attempts vs. Florida in the 1996 Fiesta Bowl.  
**Net Yards, Season:** 1,412; Jammal Lord, 2002 (251 att.)  
**Net Yards, Career:** 3,434; Eric Crouch, 1998-01 (648 att.)  
**Touchdowns, Game:** 4; Eric Crouch, vs. Iowa St., Oct. 6, 2001; Eric Crouch, QB, vs. Kansas, Nov. 4, 2000; Scott Frost, vs. Missouri, Nov. 8, 1997; Mickey Joseph, vs. Missouri, Oct. 13, 1990; Gerry Gdowski, vs. Iowa St., Oct. 28, 1999  
**Touchdowns, Season:** 20; Eric Crouch, 2000 (NCAA record)  
**Touchdowns, Career:** 59; Eric Crouch, 1998-01 (NCAA record)

### Fullbacks

**Attempts, Game:** 25; Jerry Brown, vs. Baylor, Nov. 17, 1956 (100 yards); Ken Kaelin, at Iowa St., Nov. 8, 1986 (126 yards)  
**Attempts, Season:** 162; Dick Davis, 1967 (717 yards)  
**Attempts, Career:** 349; Dick Davis, 1966-68 (1,477 yards)  
**Net Yards, Game:** 204; Frank Solich, at Air Force, Sept. 25, 1965 (17 att.)  
**Net Yards, Season:** 881; Tom Rathman, 1985 (118 att.)  
**Net Yards, Career:** 1,738; Andra Franklin, 1977-80 (324 att.)  
**Note:** Tony Davis gained 2,153 yards in 1973-75 on 501 att., but 1,145 yards were while playing I-back.  
**Touchdowns, Game:** 3; Joel Makovicka, vs. Oklahoma, Nov. 1, 1997  
**Touchdowns, Season:** 9; Mark Schellen, 1983; Joel Makovicka, 1997  
**Touchdowns, Career:** 14; Judd Davies, 2000-03

## Passing Game

**Attempts:** 55; Zac Taylor, QB, vs. Iowa St., Oct. 1, 2005 (36 comp.); Joe Dailey, QB, vs. Colorado, Nov. 26, 2004 (29 comp.)  
**Completions:** 36; Zac Taylor, QB, vs. Iowa St., Oct. 1, 2005 (55 att.)  
**Highest Completion Percent:** (min. 10 att.)-91.67; Turner Gill, QB, vs. Kansas St., Oct. 16, 1982 (12 att., 11 comp.); (min. 20 att.)-85.19; Dave Humm, QB, at Kansas, Oct. 19, 1974 (27 att., 23 comp.)  
**Yards:** 431; Zac Taylor, QB, vs. Iowa St., Oct. 1, 2005  
**Yards Per Attempt (min. 15 att.):** 17.10; Joe Dailey, QB, vs. Baylor, Oct. 16, 2004 (342 yards, 20 att.)  
**Yards Per Completion (min. 8 comp.):** 26.31; Joe Dailey, QB, vs. Baylor, Oct. 16, 2004 (342 yards, 13 comp.)  
**Attempts, No Interceptions:** 55; Zac Taylor, QB, vs. Iowa St., Oct. 1, 2005  
**Touchdowns:** 5; Eric Crouch, QB, vs. Iowa (13 att.), Sept. 23, 2000; Steve Taylor, QB, vs. UCLA (15 att.), Sept. 12, 1987; Joe Dailey, QB, vs. Baylor (20 att.), Oct. 16, 2004  
**Highest Touchdown Percent (min. 15 att.):** 33.33; Steve Taylor, QB, vs. UCLA, Sept. 12, 1987 (15 att., 5 TD)  
**Highest NCAA Rating (min. 15 att.):** 298.2; Steve Taylor, QB, vs. UCLA, Sept. 12, 1987 (15 att., 10 comp., 0 int., 217 yards, 5 TD)

**Longest Nebraska Pass:** 95 (TD); Fred Duda, QB, to Freeman White, SE, vs. Colorado, Oct. 23, 1965  
**Longest Nebraska Pass, No TD:** 78; Eric Crouch, QB, to Wilson Thomas, SE, at Colorado, Nov. 23, 2001

### Top 10 Games, Passing Yardage

Player, Pos., Opponent, Date (comp-att.)	Yards
1. Zac Taylor vs. Iowa St., Oct. 1, 2005 (36-55)	431
2. Zac Taylor at Colorado, Nov. 25, 2005 (27-43)	392
3. Joe Dailey vs. Baylor, Oct. 16, 2004 (13-20)	342
4. Joe Dailey vs. Colorado, Nov. 26, 2004 (29-55)	306
5. Dave Humm vs. Wisconsin, Sept. 29, 1973 (25-36)	297
6. Dave Humm at Missouri, Oct. 13, 1973 (20-29)	292
7. Frank Patrick vs. Oklahoma, Nov. 23, 1967 (22-40)	290
8. Jerry Tagge at Kansas St., Nov. 13, 1971 (20-28)	285
9. Zac Taylor at Missouri, Oct. 22, 2005 (22-43)	281
Dave Humm at Kansas, Oct. 21, 1972 (16-31)	281

### Bowl Game Record

Bob Churchich vs. Alabama, Jan. 1, 1966,	232
Orange Bowl (12-17, 3 TD)	

### Best Passing Game by Class

**Freshman:** 193; Eric Crouch vs. Arizona, Dec. 30, 1998, Holiday Bowl (12-28)  
**Sophomore:** 342; Joe Dailey vs. Baylor, Oct. 16, 2004 (13-20)  
**Junior:** 431; Zac Taylor vs. Iowa St., Oct. 1, 2005 (36-55)  
**Senior:** 285; Jerry Tagge at Kansas St., Nov. 13, 1971 (20-28)

### Top 10 Games, NCAA Pass Rating

Player, Opponent, Date (Att.-Comp.-Int./Yds/TD)	Rating
1. Steve Taylor vs. UCLA, Sept. 12, 1987 (15-10-0/217/5)	298.2
2. Gerry Gdowski vs. Oklahoma, Nov. 18, 1989 (15-12-0/225/4)	294.0
3. Joe Dailey vs. Baylor, Oct. 16, 2004 (20-13-0/342/5)	291.1
4. Scott Frost vs. Kansas, Oct. 26, 1996 (16-12-0/254/3)	270.2
5. Brook Berringer vs. Kansas, Nov. 5, 1994 (18-13-0/267/2)	233.5
6. Keithen McCant at Okla. St., Oct. 12, 1991 (19-17-1/231/3)	233.2
7. Tommie Frazier vs. Kansas St., Oct. 21, 1995 (16-10-0/148/4)	222.7
8. Van Brownson at Kansas, Oct. 17, 1970 (15-10-0/183/2)	213.1
9. Tom Sorley vs. Kansas St., Oct. 14, 1978 (16-11-1/218/2)	212.0
10. Dave Humm vs. Missouri, Oct. 14, 1972 (22-15-1/267/3)	206.0

### Passing Season

**Attempts:** 430; Zac Taylor, 2005 (237 comp.)  
**Completions:** 237; Zac Taylor, 2005 (430 att.)  
**Highest Completion Percent (min. 100 att.):** 63.03; Jerry Tagge, 1970 (165 att., 104 comp.)  
**Yards:** 2,653; Zac Taylor, 2005  
**Yards Per Game:** 221.1; Zac Taylor, 2005 (2,653 yards, 12 games)  
**Yards Per Attempt (min. 100 att.):** 9.75; Gerry Gdowski, 1989 (136 att., 1,326 yards)  
**Yards Per Completion (min. 50 comp.):** 18.68; Gerry Gdowski, 1989 (71 comp., 1,326 yards)  
**Lowest Interception Percent (min. 100 att.):** 1.00; Tommie Frazier, 1992 (100 att., 1 int.)  
**Lowest Interception Percent (min. 200 att.):** 1.50; Scott Frost, 1996 (200 att., 3 int.)  
**Touchdowns:** 20; Vince Ferragamo, 1976  
**Highest Touchdown Percent (min. 100 att.):** 13.97; Gerry Gdowski, 1989 (136 att., 19 TD)  
**Highest NCAA Rating (min. 100 att.):** 177.3; Gerry Gdowski, 1989 (136 att., 71 comp., 2 int., 1,326 yards, 19 TD)

### Top 10 Seasons, Passing Yardage

Player, Year (Comp.-Att.: Games)	Yards
1. Zac Taylor, 2005 (237-430; 12)	2,653
2. Dave Humm, 1972 (140-266; 11)	2,074
3. Vince Ferragamo, 1976 (145-254; 12)	2,071
4. Joe Dailey, 2004 (153-310; 11)	2,025
5. Jerry Tagge, 1971 (143-239; 12)	2,019
6. Tom Sorley, 1978 (102-172; 11)	1,571
7. Dave Humm, 1973 (109-196; 10)	1,526
8. Turner Gill, 1983 (94-170; 12)	1,516
9. Eric Crouch, 2001 (105-189; 12)	1,510
10. Keithen McCant, 1991 (97-168; 11)	1,454

### Best Passing Seasons by Class

**Freshman:** 727; Tommie Frazier, 1992 (100 att., 44 comp., 9 games)  
**Sophomore:** 2,074; Dave Humm, 1972 (266 att., 140 comp., 11 games)  
**Junior:** 2,653; Zac Taylor, 2005 (430 att., 237 comp., 12 games)  
**Senior:** 2,071; Vince Ferragamo, 1976 (254 att., 145 comp., 12 games)

### Top 10 Seasons, NCAA Pass Rating

Player, Year (Att.-Comp.-Int./Yards/TD)	Rating
1. Gerry Gdowski, 1989 (136-71-2/1,326/19)	177.3
2. Tommie Frazier, 1995 (163-92-4/1,362/17)	156.1
3. Vince Ferragamo, 1975 (134-79-4/1,153/12)	154.8
4. Jeff Quinn, 1980 (157-96-6/1,337/14)	154.5
5. Turner Gill, 1983 (170-94-4/1,516/14)	152.7
6. Jerry Tagge, 1971 (239-143-4/2,019/17)	150.9
7. Brook Berringer, 1994 (151-94-5/1,295/10)	149.5
8. Tom Sorley, 1978 (172-102-7/1,571/12)	149.2
9. Jerry Tagge, 1970 (165-104-7/1,383/12)	149.0
10. Keithen McCant, 1991 (168-97-8/1,454/13)	146.5

### Passing Career

**Attempts:** 637; Dave Humm, 1972-74 (353 comp.)  
**Completions:** 353; Dave Humm, 1972-74 (637 att.)  
**Highest Completion Percent (min. 200 att.):** 59.90; Jerry Tagge, 1969-71 (581 att., 348 comp.)  
**Yards:** 5,035; Dave Humm, 1972-74  
**Yards Per Game:** 152.6; Dave Humm, 1972-74 \*221.1; Zac Taylor, 2005-present  
**Yards Per Attempt (min. 200 att.):** 8.31; Vince Ferragamo, 1975-76 (389 att., 3,224 yards)  
**Yards Per Completion (min. 100 comp.):** 15.30; Steve Taylor, 1985-88 (184 comp., 2,815 yards)  
**Lowest Interception Percent (min. 200 att.):** 1.95; Scott Frost, 1996-97 (359 att., 7 int.)  
**Touchdowns:** 43; Tommie Frazier, 1992-95  
**Highest Touchdown Percent (min. 200 att.):** 9.17; Tommie Frazier, 1992-95 (469 att., 43 TD)  
**Highest NCAA Rating (min. 200 att.):** 147.7; Vince Ferragamo, 1975-76 (389-224-13/3,224/32)

### Consecutivity

**Consecutive Completed Passes:** 15; Dave Humm, at Kansas, Oct. 19, 1974  
**Consecutive Attempts, No Interceptions:** 155; Scott Frost, Nov. 2, 1996-Oct. 4, 1997 (9 games)  
**Consecutive Games Throwing a Touchdown Pass:** 10; Dave Humm, Sept. 9, 1972-Nov. 23, 1972 (games 1-10); Gerry Gdowski, Sept. 23, 1989-Jan. 1, 1990 (games 3-12); Tommie Frazier, Oct. 16, 1993-Sept. 17, 1994 (games 6-12 in 1993, games 1-3 in 1994)



# Individual Offense Records

**Longest Nebraska Field Goal Made:** 55; Paul Rogers, PK, vs. Kansas, Oct. 18, 1969; Billy Todd, PK, vs. Kansas, Nov. 12, 1977; Chris Drennan, PK, vs. Northern Illinois, Sept. 9, 1989

## Top 10 Longest Rushing Touchdowns

Player, Pos., Opponent, Date	Yards
1. Eric Crouch, QB, at Missouri, Sept. 29, 2001	95
2. Roger Craig, IB, vs. Florida St., Sept. 19, 1981	94
Craig Johnson, IB, vs. Kansas, Oct. 13, 1979	94
4. Mike Rozier, IB, at Kansas St., Oct. 17, 1981	93
5. Tyreese Knox, IB, vs. Missouri, Oct. 18, 1986	92
6. Calvin Jones, IB, vs. Oklahoma St., Oct. 10, 1992	90
7. Jarvis Redwine, IB, vs. Oklahoma, Nov. 22, 1980	89
8. Cory Ross, IB, vs. Missouri, Oct. 30, 2004	86
9. Tom Rathman, FB, vs. Colorado, Oct. 26, 1985	84
10. Rick Berns, IB, vs. Missouri, Nov. 18, 1978	82
I.M. Hipp, IB, at Kansas St., Oct. 8, 1977	82

## Bowl Game Record

Tommie Frazier, QB, vs. Florida, Jan. 3, 1996, Fiesta Bowl	75
--	----

## Top 10 Longest Receiving Touchdowns

Player, Pos., (Quarterback), Opponent, Date	Yards
1. Freeman White, SE, (Fred Duda), vs. Colorado, Oct. 23, 1965	95
2. Freeman White, SE, (Bob Churchich), at Kansas, Nov. 7, 1964	92
3. Ross Pilkington, SE, (Jammal Lord), at Iowa St., Sept. 28, 2002	90
4. Todd Millikan, TE, (Steve Taylor), vs. Missouri, Oct. 29, 1988	82
Von Sheppard, WB, (Travis Turner), vs. Kansas, Nov. 16, 1985	82
6. Matt Herian, TE, (Jammal Lord), vs. Colorado, Nov. 29, 2002	80
Jerry List, TE, (Jerry Tagge), at Hawaii, Dec. 4, 1971	80
Guy Ingles, SE, (Van Brownson), at Kansas, Oct. 17, 1970	80
9. Richard Bell, WB, (Steve Taylor), vs. South Carolina, Oct. 3, 1987	78
Craig Johnson, IB, (Tim Hager), at Kansas, Nov. 4, 1978	78

## Bowl Game Record

Matt Davison, SE, (Bobby Newcombe, WB), vs. Northwestern, Dec. 30, 2000, Alamo Bowl	69
---	----

## Most Field Goals Made in a Game

Player, Opponent, Date	FGM
1. Dale Klein at Missouri, Oct. 19, 1985	7
2. Jordan Congdon vs. Maine, Sept. 3, 2005	4
David Dyches vs. Penn St., Sept. 13, 2003	4
David Dyches vs. Utah St., Sept. 6, 2003	4
Kris Brown vs. Texas A&M, Dec. 6, 1997	4
Kris Brown at Kansas St., Oct. 5, 1996	4
7. 26 times, most recently Jordan Congdon at Colorado, Nov. 25, 2005; first time, Vic Halligan, T/PK, vs. Iowa, Nov. 21, 1914; six times by Kris Brown, PK, 1995-98	3

## Bowl Game Record

Paul Rogers vs. Georgia, Dec. 20, 1969, Sun Bowl	4
--	---

## Top 10 Longest Field Goals

Player, Opponent, Date	Yards
1. Chris Drennan vs. Northern Illinois, Sept. 9, 1989	55
Billy Todd vs. Kansas, Nov. 12, 1977	55
Paul Rogers vs. Kansas, Oct. 18, 1969	55
4. Rich Sanger vs. Texas A&M, Sept. 16, 1972	54
5. Kevin Seibel at Colorado, Oct. 25, 1980	52
6. Kris Brown vs. Texas, Dec. 7, 1996	51
Paul Rogers vs. Wyoming, Sept. 14, 1968	51
8. Kris Brown at Kansas St., Oct. 5, 1996	50
Chris Drennan at Colorado, Nov. 28, 1987	50
Dale Klein at Kansas St., Nov. 2, 1985	50
Kevin Seibel vs. Kansas St., Nov. 8, 1980	50

## Bowl Game Record

Josh Brown vs. Northwestern, Dec. 30, 2000, Alamo Bowl	50
--	----

## Other Bowl Game Field Goals of 50 yards

Gregg Barrios vs. Miami, Jan. 1, 1989, Orange Bowl	50
Paul Rogers vs. Georgia, Dec. 20, 1969, Sun Bowl	50

## Scoring Season

**Points:** 174; Mike Rozier, IB, 1983  
**Points Per Game:** 17.4; Bobby Reynolds, HB, 1950 (9 games, 157 points)  
**Touchdowns:** 29; Mike Rozier, IB, 1983  
**Points By Kicking:** 116; Kris Brown, PK, 1997  
**Conversions:** 62; Kris Brown, PK, 1997 (62 att.)  
**Conversion Attempts:** 62; Kris Brown, PK, 1997 (62 made)  
**PAT Kicks, No Misses:** 62; Kris Brown, PK, 1997 (62 att.)  
**Field Goals:** 19; Jordan Congdon, PK, 2005 (23 att.)  
**Field Goal Attempts:** 23; Jordan Congdon, PK, 2005 (19 made)  
**Highest Field-Goal Percent (min. 5 att.):** 88.89; Eddie Neil, 1981 (8-9)  
**Perfect PAT Seasons:** 1985: Dale Klein (38-38); 1987: Chris Drennan (53-53); 1988: Gregg Barrios (24-24); 1989: Gregg Barrios (57-57); 1997: Kris Brown (62-62); 2000: Josh Brown (60-60); 2002: Josh Brown (46-46); 2003: David Dyches (32-32)

## Top 10 Points Scored in a Season

Player, Pos., Year (TD, PAT, FG)	Points
1. Mike Rozier, IB, 1983 (29 TD)	174
2. Bobby Reynolds, HB, 1950 (22 TD, 25 PAT)	157
3. Ahman Green, IB, 1997 (22 TD)	132
4. Eric Crouch, QB, 2000 (20 TD)	120
5. Eric Crouch, QB, 2001 (19 TD, 1 PAT)	116
Kris Brown, PK, 1997 (62 PAT, 18 FG)	116
7. Scott Frost, QB, 1997 (19 TD)	114
8. Eric Crouch, QB, 1999 (17 TD)	102
Mike Rozier, IB, 1982 (17 TD)	102
Johnny Rodgers, WB, 1972 (17 TD)	102
Johnny Rodgers, WB, 1971 (17 TD)	102

## Most Points Scored in a Season by Class

**Freshman:** 97; Kris Brown, PK, 1995 (58 PAT, 13 FG)  
**Sophomore:** 157; Bobby Reynolds, HB, 1950 (22 TD, 25 PAT)  
**Junior:** 132; Ahman Green, IB, 1997 (22 TD)  
**Senior:** 174; Mike Rozier, IB, 1983 (29 TD)

## Top 10 Touchdowns Scored in a Season

Player, Pos., Year	TD
1. Mike Rozier, IB, 1983	29
2. Ahman Green, IB, 1997	22
Bobby Reynolds, HB, 1950	22
4. Eric Crouch, QB, 2000	20
5. Eric Crouch, QB, 2001	19
Scott Frost, QB, 1997	19
7. Eric Crouch, QB, 1999	17
Mike Rozier, IB, 1982	17
Johnny Rodgers, WB, 1972	17
Johnny Rodgers, WB, 1971	17

## Scoring Career

**Points:** 388; Kris Brown, PK, 1995-98  
**Points Per Game:** 9.2; Bobby Reynolds, HB, 1950-52 (23 games, 211 points)  
**Touchdowns:** 61; Eric Crouch, QB, 1998-01  
**Points By Kicking:** 388; Kris Brown, 1995-98 (217 PAT, 57 FG)  
**Conversions:** 217; Kris Brown (NCAA Record), 1995-98 (222 att.)  
**Conversion Attempts:** 222; Kris Brown, PK, (ties NCAA Record), 1995-98 (217 made)  
**Highest Conversion Percent (min. 80 att.):** 98.4; Gregg Barrios, 1986-90 (127-129)  
**Consecutive Conversions Made:** 114; Kris Brown Nov. 16, 1996-Nov. 14, 1998 (125 including 11-11 in two bowl games)  
**Field Goals:** 57; Kris Brown 1995-98 (77 att.)  
**Field Goal Attempts:** 77; Kris Brown, 1995-98 (57 made)  
**Highest Field-Goal Percent (min. 10 att.):** 75.0; Dean Sukup, 1978-79 (12-16)

**Consecutive Field Goals Made:** 17; Kris Brown, Sept. 20, 1997-Sept. 12, 1998

## All-Purpose Yards Game

**Attempts:** 40; Lawrence Phillips, IB, at Iowa St., Nov. 12, 1994 (223 yards)  
**Yards:** 298; Calvin Jones, IB, at Kansas, Nov. 9, 1991 (28 att.)  
**Yards Per Attempt (min. 15 att.):** 16.63; Johnny Rodgers, WB, at Colorado, Nov. 4, 1972 (16 att., 266 yards)

## Top 10 Games, All-Purpose Yards

Player, Pos., Opponent, Date (Attempts)	Yards
1. Calvin Jones, IB, at Kansas, Nov. 9, 1991 (28)	298
2. Rick Berns, IB, vs. Missouri, Nov. 18, 1978 (39)	289
3. Mike Rozier, IB, vs. Kansas, Nov. 12, 1983 (32)	285
4. I.M. Hipp, IB, vs. Indiana, Oct. 1, 1977 (29)	284
5. Johnny Rodgers, WB, at Colorado, Nov. 4, 1972 (16)	266
6. Ken Clark, IB, vs. Oklahoma St., Oct. 15, 1988 (27)	256
7. Tyrone Hughes, WB, at Kansas St., Oct. 6, 1990 (11)	251
Keith Jones, IB, at Colorado, Nov. 28, 1987 (16)	251
Mike Rozier, IB, vs. Oklahoma St., Nov. 6, 1982 (33)	251
10. Brandon Jackson, IB, vs. Baylor, Oct. 16, 2004 (23)	247

## Best All-Purpose Yard Games by Class

**Freshman:** 298; Calvin Jones, IB, at Kansas, Nov. 9, 1991 (28 att.)  
**Sophomore:** 284; I.M. Hipp, IB, vs. Indiana, Oct. 1, 1977 (29 att.)  
**Junior:** 256; Ken Clark, IB, vs. Okla. St., Oct. 15, 1988 (27 att.)  
**Senior:** 289; Rick Berns, IB, vs. Missouri, Nov. 18, 1978 (39 att.)

## All-Purpose Yards Season

**Attempts:** 308; Lawrence Phillips, IB, 1994 (1,894 yards)  
**Yards:** 2,486; Mike Rozier, IB, 1983 (296 att.)  
**Yards Per Attempt (min. 100 att.):** 15.02; Johnny Rodgers, WB, 1971 (132 att., 1,983 yards)

## Top 10 Seasons, All-Purpose Yards

Player, Pos., Year (Attempts)	Yards
1. Mike Rozier, IB, 1983 (296 att.)	2,486
2. Johnny Rodgers, WB, 1972 (160 att.)	2,011
3. Johnny Rodgers, WB, 1971 (132 att.)	1,983
4. Ahman Green, IB, 1997 (278 att.)	1,982
5. Lawrence Phillips, IB, 1994 (308 att.)	1,894
6. Mike Rozier, IB, 1982 (252 att.)	1,790
7. Bobby Reynolds, HB, 1950 (212 att.)	1,631
8. Johnny Rodgers, WB, 1970 (114 att.)	1,592
9. Ken Clark, IB, 1988 (238 att.)	1,542
10. Doug DuBose, IB, 1985 (217 att.)	1,488

## Best All-Purpose Yard Seasons by Class

**Freshman:** 1,259; Ahman Green, IB, 1995 (157 att.)  
**Sophomore:** 1,894; Lawrence Phillips, IB, 1994 (308 att.)  
**Junior:** 1,983; Johnny Rodgers, WB, 1971 (132 att.)  
**Senior:** 2,486; Mike Rozier, IB, 1983 (296 att.)

## All-Purpose Yards Career

**Attempts:** 708; Mike Rozier, IB, 1981-83 (5,445 yards)  
**Yards:** 5,586; Johnny Rodgers, WB, 1970-72 (406 att.)  
**Yards Per Attempt (min. 200 att.):** 13.76; Johnny Rodgers, WB, 1970-72 (406 att., 5,586 yards)

## Top 10 Careers, All-Purpose Yards

Player, Pos., Years (Attempts)	Yards
1. Johnny Rodgers, WB, 1970-72 (406 att.)	5,586
2. Mike Rozier, IB, 1981-83 (708 att.)	5,445
3. Ahman Green, IB, 1995-97 (574 att.)	4,280
4. Cory Ross, IB, 2002-05 (675 att.)	3,559
5. Eric Crouch, QB, 1998-01 (651 att.)	3,543
6. Calvin Jones, IB, 1991-93 (485 att.)	3,457
7. Josh Davis, IB, 2000-03 (307 att.)	3,427
8. Jeff Kinney, HB, 1969-71 (622 att.)	3,385
9. Ken Clark, IB, 1987-89 (508 att.)	3,242
10. Jeff Smith, IB, 1980-84 (419 att.)	3,219



Mike Rozier, I-Back (4,780 yards)



Andra Franklin, Fullback (1,738 yards)



Eric Crouch, Quarterback (3,434 yards)

# 1,000-Yard Career Rushers

(Totals do not include bowl games from 1946 to 2001. The NCAA began including bowl games in statistics in 2002. 100G indicates career 100-yard rushing games including bowl performances.)

Player	Position	Years	Att.	Gain	Loss	Net	Avg.	TD	100G
1.	Mike Rozier	IB, 1981-82-83	668	4,837	57	4,780	7.16	49	26
2.	Ahman Green	IB, 1995-96-97	574	3,989	109	3,880	6.76	42	20
3.	Eric Crouch	QB, 1998-99-00-01	648	3,950	516	3,434	5.30	59	17
4.	Calvin Jones	IB, 1991-92-93	461	3,215	62	3,153	6.84	40	16
5.	Ken Clark	IB, 1987-88-89	494	3,112	75	3,037	6.15	29	12
6.	I.M. Hipp	IB, 1977-78-79	495	2,913	99	2,814	5.68	21	10
7.	Lawrence Phillips	IB, 1993-94-95	449	2,886	109	2,777	6.18	30	15
8.	Dahrran Diedrick	IB, 1999-00-01-02	502	2,837	92	2,745	5.47	26	8
9.	Cory Ross	IB, 2002-03-04-05	597	2,877	134	2,743	4.59	17	12
10.	Derek Brown	IB, 1990-91-92	458	2,784	85	2,699	5.89	23	12
11.	Jammal Lord	QB, 2000-01-02-03	516	3,118	545	2,573	4.99	24	8
12.	Correll Buckhalter	IB, 1997-98-99-00	413	2,587	65	2,522	6.11	27	11
13.	Keith Jones	IB, 1984-85-86-87	398	2,577	89	2,488	6.25	32	10
14.	Dan Alexander	IB, 1997-98-99-00	402	2,532	76	2,456	6.11	20	14
15.	Rick Berns	IB, 1976-77-78	440	2,478	29	2,449	5.57	28	9
16.	Roger Craig	IB, 1979-80-81-82	407	2,493	47	2,446	6.01	26	7
17.	Jeff Kinney	HB, 1969-70-71	545	2,295	51	2,244	4.12	29	6
18.	Doug DuBose	IB, 1982-84-85	362	2,250	45	2,205	6.09	16	14
19.	Bobby Reynolds	HB, 1950-51-52	378	2,386	190	2,196	5.81	24	9
20.	Jarvis Redwine	IB, 1979-80	304	2,213	52	2,161	7.11	17	10
21.	Tony Davis	IB/FB, 1973-74-75	501	2,195	42	2,153	4.30	17	7
22.	Steve Taylor	QB, 1985-86-87-88	431	2,560	435	2,125	4.93	32	6
23.	Monte Anthony	IB, 1974-75-76-77	463	2,126	49	2,077	4.49	18	5
24.	Jeff Smith	IB, 1980-82-83-84	315	2,014	22	1,992	6.32	19	5
25.	Joe Orduna	HB, 1967-68-70	489	2,070	102	1,968	4.02	26	4
26.	Tommie Frazier	QB, 1992-93-94-95	367	2,231	276	1,955	5.33	36	3
27.	Andra Franklin	FB, 1977-78-79-80	324	1,753	15	1,738	5.36	10	3
28.	Leodis Flowers	IB, 1988-89-90	247	1,668	33	1,635	6.62	18	7
29.	Harry Wilson	HB, 1964-65-66	318	1,683	73	1,610	5.06	10	3
30.	Damon Benning	IB, 1993-94-95-96	270	1,623	61	1,562	5.79	20	3
31.	Scott Frost	QB, 1996-97	302	1,778	245	1,533	5.08	28	3
32.	Bob Smith	HB, 1952-53-54	316	1,595	70	1,525	4.83	9	4
33.	Dick Davis	FB, 1966-67-68	349	1,564	87	1,477	4.23	4	3
34.	Joel Makovicka	FB, 1995-96-97-98	247	1,458	11	1,447	5.86	13	2
35.	Tom Rathman	FB, 1981-83-84-85	220	1,429	4	1,425	6.48	12	4
36.	John O'Leary	IB, 1973-74-75	293	1,461	37	1,424	4.86	14	2
37.	Tyreese Knox	IB, 1985-86-87-88	209	1,391	33	1,358	6.50	12	6
38.	Bill Thornton	FB/HB, 1960-61-62	295	1,388	60	1,328	4.50	12	3
39.	Turner Gill	QB, 1980-81-82-83	290	1,593	276	1,317	4.54	18	1
40.	Craig Johnson	IB, 1978-79-80	203	1,293	20	1,273	6.27	18	6
41.	Bill Mueller	HB, 1947-48-49-50	321	1,406	190	1,216	3.79	5	2
42.	Gerry Gdowski	QB, 1987-88-89	152	1,281	70	1,211	7.97	17	3
43.	Willie Greenlaw	HB, 1954-55-56	212	1,251	89	1,162	5.48	10	2
44.	DeAngelo Evans	IB, 1996-98-99	224	1,182	40	1,142	5.10	18	5
45.	Willie Ross	HB, 1961-62-63	226	1,188	63	1,125	4.98	8	2
46.	David Horne	IB, 2002-03-04	246	1,188	64	1,124	4.57	11	4
47.	Mickey Joseph	QB, 1988-89-90-91	180	1,198	107	1,091	6.06	16	1
48.	Jerry Brown	FB, 1955-56-57	226	1,094	6	1,088	4.81	6	2
49.	Paul Miles	IB, 1983-84-85	156	1,097	23	1,074	6.88	9	2
50.	Bryan Carpenter	FB, 1987-88-89	170	1,069	5	1,064	6.26	7	1
51.	Ben Gregory	HB, 1965-66-67	260	1,069	45	1,024	3.94	9	2
52.	Frank Solich	FB, 1963-64-65	196	1,054	44	1,010	5.15	6	1
53.	Lance Lewis	FB, 1988-90-91-92	163	1,012	4	1,008	6.18	6	0
54.	Gary Dixon	HB, 1971-72	269	1,042	35	1,007	3.74	14	1





Tommie Frazier (1992-93-94-95, 3,521 yards)

# Top 25 Career Passers

(Based on total passing yardage. Totals do not include bowl games from 1946 to 2001. The NCAA began including bowl games in statistics in 2002.)

Player	Years	Att.	Comp.	Pct.	Int.	TD	Rating	Yards
1.	Dave Humm, QB, 1972-73-74	637	353	55.4	36	41	131.7	5,035
2.	Jerry Tagge, QB, 1969-70-71	581	348	59.9	19	32	139.5	4,704
3.	Eric Crouch, QB, 1998-99-00-01	606	312	51.5	25	29	121.1	4,481
4.	Tommie Frazier, QB, 1992-93-94-95	469	232	49.5	11	43	138.1	3,521
5.	Turner Gill, QB, 1980-81-82-83	428	231	54.0	11	34	140.1	3,317
6.	Vince Ferragamo, QB, 1975-76	389	224	57.6	13	32	147.7	3,224
7.	Jammal Lord, QB, 2000-01-02-03	404	193	47.8	22	18	110.8	2,848
8.	Steve Taylor, QB, 1985-86-87-88	404	184	45.5	24	30	116.7	2,815
9.	Scott Frost, QB, 1996-97	359	192	53.5	7	18	128.8	2,677
10.	Zac Taylor, 2005-present	430	237	55.1	12	19	115.9	2,653
11.	Bob Churchich, QB, 1964-65-66	342	179	52.3	18	15	116.1	2,434
12.	Tom Sorley, QB, 1976-77-78	256	148	57.8	13	15	140.2	2,230
13.	Joe Dailey, QB, 2003-04	324	162	50.0	21	19	111.9	2,142
14.	Jeff Quinn, QB, 1978-79-80	254	147	57.9	11	18	138.9	2,005
15.	Brook Berringer, QB, 1992-93-94-95	231	137	59.3	6	12	135.6	1,769
16.	Frank Patrick, QB, 1967-68-69	300	143	47.7	18	8	93.7	1,760
17.	Dennis Claridge, QB, 1961-62-63	298	125	41.9	14	8	90.3	1,733
18.	John Bordogna, QB, 1951-52-53	271	113	41.7	20	6	84.4	1,618
19.	Keithen McCant, QB, 1989-90-91	172	99	57.6	9	13	146.3	1,486
20.	Van Brownson, QB, 1969-70-71	237	128	54.0	9	12	114.7	1,455
21.	Gerry Gdowski, QB, 1987-88-89	146	77	52.7	2	19	173.4	1,398
22.	Fran Nagle, QB, 1949-50	190	79	41.6	14	13	106.4	1,289
23.	Fred Duda, QB, 1963-64-65	202	84	41.6	16	8	87.1	1,161
24.	Mike Grant, QB, 1989-90-92	178	86	48.3	9	11	109.8	1,086
25.	Bobby Newcombe, QB/WB, 1997-98-99-00	99	62	62.6	2	3	150.3	973

# Top 25 Career Receivers

(Based on total yards. Totals do not include bowl games from 1946 to 2001. The NCAA began including bowl games in statistics in 2002.)

Player	Years	No.	Yards	Avg.	TD
1.	Johnny Rodgers, WB, 1970-71-72	143	2,479	17.3	25
2.	Matt Davison, SE, 1997-98-99-00	93	1,456	15.7	6
3.	Irving Fryar, WB, 1981-82-83	67	1,196	17.9	11
4.	Guy Ingles, SE, 1968-69-70	74	1,157	15.6	11
5.	Tracey Wistrom, TE, 1998-99-00-01	58	1,150	19.8	10
6.	Matt Herian, TE, 2002-03-04-present	53	1,093	20.7	10
7.	Todd Brown, SE, 1980-81-82	65	1,092	16.8	12
8.	Tim Smith, SE, 1977-78-79	72	1,089	15.1	3
9.	Bobby Thomas, SE, 1974-75-76	56	1,083	19.3	14
10.	Jon Bostick, SE, 1989-90-91	55	1,083	19.7	15
11.	Chuck Malito, SE, 1974-75-76	56	1,057	18.9	8
12.	Junior Miller, TE, 1977-78-79	55	1,045	19.0	12
13.	Ross Pilkington, WR, 2002-03-04	63	976	15.5	4
14.	Wilson Thomas, SE, 1999-00-01-02	68	969	14.3	6
15.	Abdul Muhammad, WB, 1991-92-93-94	61	938	15.4	6
16.	Tom Penney, SE, 1966-67-68	66	926	14.0	2
17.	Jerry List, TE, 1970-71-72	61	901	14.8	5
18.	Frosty Anderson, SE, 1971-72-73	45	898	20.0	13
19.	Dave Shamblin, SE, 1973-74-75	50	871	17.4	4
20.	Jeff Kinney, HB, 1969-70-71	82	864	10.5	3
21.	Todd Millikan, TE, 1985-86-87-88	40	825	20.6	14
22.	Freeman White, SE, 1963-64-65	47	820	17.4	8
23.	Johnny Mitchell, TE, 1990-91	42	816	19.4	12
24.	Frank Simon, SE, 1949-50-51	40	760	19.0	4
25.	Cory Ross, IB, 2002-03-04-05	71	729	10.3	5



Matt Herian (2002-present, 1,093 yards)


# Top 50 Career Receivers

(Based on total receptions. Totals do not include bowl games from 1946 to 2001. The NCAA began including bowl games in statistics in 2002.)


Player, Years	No.	Yards	Avg.	TD
1. Johnny Rodgers, WB, 1970-71-72	143	2,479	17.3	25
2. Matt Davison, SE, 1997-98-99-00	93	1,456	15.7	6
3. Jeff Kinney, HB, 1969-70-71	82	864	10.5	3
4. Guy Ingles, SE, 1968-69-70	74	1,157	15.6	11
5. Tim Smith, SE, 1977-78-79	72	1,089	15.1	3
6. Cory Ross, IB, 2002-03-04-05	71	729	10.3	5
7. Wilson Thomas, SE, 1999-00-01-02	68	969	14.3	6
8. Irving Fryar, WB, 1981-82-83	67	1,196	17.9	11
9. Tom Penney, SE, 1966-67-68	66	926	14.0	2
10. Todd Brown, SE, 1980-81-82	65	1,092	16.8	12
11. Ross Pilkington, WR, 2002-03-04	63	976	15.5	4
12. Abdul Muhammad, WB, 1991-92-93-94	61	938	15.4	6
Jerry List, TE, 1970-71-72	61	901	14.8	5
Dennis Richnafsky, SE, 1965-66-67	61	676	11.1	5
15. Terrence Nunn, WR, 2004-05-present	59	713	12.1	7
Tracey Wistrom, TE, 1998-99-00-01	58	1,150	19.8	10
17. Bobby Thomas, SE, 1974-75-76	56	1,083	19.3	14
Chuck Malito, SE, 1974-75-76	56	1,057	18.9	8
19. Jon Bostick, SE, 1989-90-91	55	1,083	19.7	15
Junior Miller, TE, 1977-78-79	55	1,045	19.0	12
20. Matt Herian, TE, 2002-03-04-present	53	1,093	20.7	10
Jim McFarland, TE, 1968-69	53	625	11.8	4
Tony Davis, IB/FB, 1973-74-75	53	499	9.4	4
23. Ritch Bahe, WB, 1972-73-74	52	707	13.6	4
24. Dave Shamblyn, SE, 1973-74-75	50	871	17.4	4
25. Mark LeFlore, WR, 2002-03-04-05	47	527	11.2	3
Freeman White, SE, 1963-64-65	47	820	17.4	8
Brendan Holbein, SE, 1993-94-95-96	47	592	12.6	7
28. Ken Spaeth, TE, 1975-76-77	46	616	13.4	6
29. Nate Swift, WR, 2005-present	45	641	14.2	7
Grant Mulkey, WR, 2003-04-05	45	515	11.4	2
Frosty Anderson, SE, 1971-72-73	45	898	20.0	13
Bobby Newcombe, WB, 1997-98-99-00	45	660	14.7	4
Morgan Gregory, SE, 1987-88-89	45	579	12.9	5
34. Jamie Williams, TE, 1980-81-82	44	516	11.7	7
35. Johnny Mitchell, TE, 1990-91	42	816	19.4	12
36. Reggie Baul, SE, 1993-94-95	41	720	17.6	5
Kenny Brown, WB, 1977-78-79	41	690	16.8	4
Rod Smith, SE, 1985-86-87	41	640	15.6	4
39. Dennis Morrison, TE, 1966-67	41	553	13.5	2
Bob Revelle, SE, 1972-73	41	509	12.4	4
41. Todd Millikan, TE, 1985-86-87-88	40	825	20.6	14
Frank Simon, SE, 1949-50-51	40	760	19.0	4
Sheldon Jackson, TE, 1995-96-97-98	40	632	15.8	10
44. Larry Frost, HB, 1968-69	39	560	14.4	2
Dana Brinson, WB, 1985-86-87-88	39	550	14.1	3
Nate Turner, WB, 1988-89-90-91	39	535	13.7	0
47. Tony Jeter, SE, 1963-64-65	38	528	13.9	1
Kenny Cheatham, SE, 1995-96-97-98	38	482	12.7	2
49. Dan Schneiss, FB, 1968-69-70	35	331	9.5	3
Jon Vedral, WB, 1993-94-95-96	35	579	16.5	6
Ahman Green, IB, 1995-96-97	35	300	8.6	3



Johnny Rodgers, Wingback, 143 receptions



Matt Davison, Split End, 93 receptions



Jerry List, Tight End, 61 receptions

# Top 50 Career Scorers

(Totals do not include bowl games from 1946 to 2001. The NCAA began including bowl games in statistics in 2002.)

Player, Years	TD	PAT	2PAT	FG	TP
1. Kris Brown, PK, 1995-96-97-98	0	217-222	0	57-77	388
2. Eric Crouch, QB, 1998-99-00-01	61	0	1	0	368
3. Josh Brown, PK, 1999-00-01-02	0	186-190	0	43-62	315
4. Mike Rozier, IB, 1981-82-83	52	0	0	0	312
5. Ahman Green, IB, 1995-96-97	45	0	0	0	270
6. Johnny Rodgers, WB, 1970-71-72	44	0	0	0	264
7. Calvin Jones, IB, 1991-92-93	42	0	0	0	252
8. Tommie Frazier, QB, 1992-93-94-95	36	0	3	0	222
Byron Bennett, PK, 1990-91-92-93	0	150-156	0	24-39	222
10. Bobby Reynolds, HB/PK, 1950-51-52	28	40-49	0	1-2	211
11. Gregg Barrios, PK, 1986-88-89-90	0	127-129	0	26-35	205
12. Rich Sanger, PK, 1971-72-73	0	149-161	0	18-35	203
13. Keith Jones, IB, 1984-85-86-87	33	0	1	0	200
14. Kevin Seibel, PK, 1980-81-82	0	151-156	0	16-30	199
15. Dale Klein, PK, 1984-85-86	0	115-118	0	27-41	196
16. Steve Taylor, QB, 1985-86-87-88	32	0	1	0	194
Jeff Kinney, HB, 1969-70-71	32	0	1	0	194
18. Lawrence Phillips, IB, 1993-94-95	30	0	0	0	180
Rick Berns, IB/FB, 1976-77-78	30	0	0	0	180
20. Ken Clark, IB, 1987-88-89	29	0	1	0	176
21. Scott Frost, QB, 1996-97	28	0	0	0	168
22. Joe Orduna, HB, 1967-68-69	27	0	1	0	164
23. Correll Buckhalter, IB, 1997-98-99-00	27	0	0	0	162
24. Dahrran Diedrick, IB, 1999-00-01-02	26	0	0	0	156
Roger Craig, IB, 1980-81-82	26	0	0	0	156
26. Paul Rogers, PK, 1968-69-70	0	89-96	0	20-47	149
27. Jammal Lord, QB, 2000-01-02-03	24	0	0	0	144
Derek Brown, IB, 1990-91-92	24	0	0	0	144
29. Jeff Smith, IB, 1982-83-84	23	0	1	0	140
30. Billy Todd, PK, 1977-78	0	70-71	0	22-34	136
31. Cory Ross, IB, 2002-03-04-05	22	0	0	0	132
32. Chris Drennan, PK, 1985-87-88-89	0	88-90	0	14-20	130
33. I.M. Hipp, IB, 1977-78-79	21	0	1	0	128
Tony Davis, IB/FB, 1973-74-75	21	0	1	0	128
35. Mike Coyle, PK, 1973-74-75	0	78-84	0	15-28	123
36. Dan Alexander, IB, 1997-98-99-00	20	0	0	0	120
Damon Benning, IB, 1993-94-95-96	20	0	0	0	120
38. Irving Fryar, WB, 1981-82-83	19	0	2	0	118
39. Bobby Newcombe, WB/QB, 1997-98-99-00	19	0	0	0	114
40. Kent McCloughan, HB, 1962-63-64	18	0	2	0	112
41. DeAngelo Evans, IB, 1996-98-99	18	0	0	0	108
Leodis Flowers, IB, 1988-89-90	18	0	0	0	108
Turner Gill, QB, 1980-81-82-83	18	0	0	0	108
Jarvis Redwine, IB, 1979-80	18	0	0	0	108
Monte Anthony, IB, 1973-74-75-76	18	0	0	0	108
46. Dennis Claridge, QB, 1961-62-63	17	0	2	0	106
47. Gerry Gdowski, QB, 1986-87-88-89	17	0	0	0	102
Craig Johnson, IB, 1978-79-80	17	0	0	0	102
John O'Leary, IB, 1973-74-75	17	0	0	0	102
50. John Bordogna, QB, 1951-52-53	16	4-6	0	0	100



Kris Brown, Place-kicker, 388 points



Eric Crouch, Quarterback, 368 points



Josh Brown, Place-kicker, 315 points

# Top 50 Career Tackle Leaders

(Totals do not include bowl games from 1965 to 2001. The NCAA began including bowl games in statistics in 2002.)

Player, Years	UT	AT	TT	For Loss	Sacks
1. Barrett Ruud, MLB, 2001-02-03-04	218	214	432	50/120	8/48
2. Jerry Murtaugh, SLB, 1968-69-70	148	194	342	12/44	NA*
3. Mike Brown, ROV, 1996-97-98-99	137	150	287	17/57	2/20
4. Lee Kunz, SLB, 1976-77-78	119	157	276	10/19	NA*
5. Clete Pillen, LB, 1974-75-76	124	149	273	2/6	NA*
6. Steve Damkroger, SLB, 1979-80-81-82	157	112	269	20/93	2/15*
7. Ed Stewart, LB, 1991-92-93-94	111	146	257	18/77	9/56
8. Marc Munford, WLB, 1983-84-85-86	153	103	256	15/68	5/38
9. Jim Wightman, WLB, 1975-76-77	98	156	254	2/7	NA*
10. Trev Alberts, OLB, 1990-91-92-93	105	143	248	45/242	29.5/196
11. Mike Knox, SLB, 1981-82-83-85	124	121	245	12/36	2/18
12. Broderick Thomas, OLB, 1985-86-87-88	143	99	242	39/216	22.5/149
13. Wayne Meylan, MG, 1965-66-67	118	120	238	NA*	NA*
14. Jay Foreman, MLB, 1995-96-97-98	69	164	233	15/44	5/30
15. Carlos Polk, MLB, 1997-98-99-00	93	134	227	32/134	10/88
16. Daniel Bullocks, SS, 2002-03-04-05	133	93	226	12/32	1/12
17. Travis Hill, OLB, 1989-90-91-92	100	121	221	37.5/186.5	16.5/123.5
18. Ken Geddes, MG, 1967-68-69	89	131	220	10/48	NA*
Mike Anderson, ILB, 1990-91-92-93	75	145	220	14/48	3/27
Demorrio Williams, WLB, 2002-03	121	99	220	27/116	12/92
21. Ron Pruitt, LT, 1973-74-76	91	123	214	21/100	NA*
22. Rich Glover, MG, 1970-71-72	103	108	211	25/127	NA*
23. Tyrone Byrd, FS, 1989-90-91-92	96	113	209	6/28	1/1
24. Pat Tyrance, WLB, 1988-89-90	97	111	208	13/44	4/17
25. Grant Wistrom, RE, 1994-95-96-97	93	113	206	58.5/260	26.5/178
26. Tom Ruud, SLB, 1972-73-74	82	120	202	2/3	NA*
27. Reggie Cooper, SS, 1987-88-89-90	117	78	195	16/49	0/0
28. LeRoy Etienne, ILB, 1985-86-87-88	115	80	195	13/49	4/21
29. Keyuo Craver, LCB, 1998-99-00-01	113	79	192	10/26	2.5/16
30. Bob Nelson, WLB, 1972-73-74	73	116	189	6/17	NA*
31. George Andrews, DE, 1976-77-78	93	91	184	24/121	NA*
32. Scott Shanle, SLB, 1999-00-01-02	87	96	183	17/62	6/44
33. Steve Carmer, FS, 1988-90-91-92	81	101	182	7/58	2/31
34. John Lee, MG, 1973-74-75	84	96	180	15/79	NA*
35. T.J. Hollowell, BLB, 2000-01-02-03	76	97	173	12/57	3.5/30
36. LeKevin Smith, DT, 2002-03-04-05	77	95	172	36/112	9.5/55
37. Mark Daum, SLB, 1982-83-84	86	85	171	13/50	6/41
38. Bob Martin, DE, 1973-74-75	82	88	170	10/55	NA*
39. Bob Terrio, WLB, 1970-71	79	90	169	7/20	NA*
40. Mike Fultz, RT, 1974-75-76	91	77	168	28/122	NA*
Willie Harper, DE, 1970-71-72	82	86	168	41/268	NA*
Eric Johnson, WLB, 1996-97-98-99	65	103	168	26/107	13/80
42. Kerry Weinmaster, MG, 1976-77-78-79	102	63	165	39/202	NA*
43. Josh Bullocks, FS, 2002-03-04	92	68	160	2/20	0/0
44. Jason Peter, DT, 1994-95-96-97	51	105	156	31/118	11/68
45. Brent Evans, SLB, 1980-81-82	86	69	155	5/15	2/16
46. Larry Wachholtz, S, 1964-65-66	74	79	153	NA*	NA*
Brent Williams, WLB, 1978-79-80	85	68	153	8/33	NA*
48. Jamel Williams, SLB, 1994-95-96	63	87	150	18/81	6/48
Barry Alvarez, LB, 1965-66-67	48	102	150	NA*	NA*
Lynn Senkbeil, LB, 1965-66	65	85	150	NA*	NA*


\*Tackles for loss not available before 1968, sacks not available before 1982



Barrett Ruud, Linebacker, 432 Total Tackles



Grant Wistrom, Rush End, 58.5 Tackles for Loss



Mike Brown, Rover/Free Safety, 287 Total Tackles

# Individual Defensive Records

## Defensive Game Records

**Total Tackles:** 30; Clete Pillen, SLB, vs. Okla. St., Nov. 6, 1976

**Unassisted Tackles:** 16; Barrett Ruud, MLB, vs. Kansas St., Oct. 23, 2004

**Assisted Tackles:** 19; Rich Glover, MG, at Oklahoma, Nov. 25, 1971

**Tackles for Loss:** 7; Jim Skow, RT, vs. Missouri, Oct. 19, 1985 (40 yards)

**Yards:** 46; Sherwin Jarmon, DE, vs. Iowa St., Nov. 8, 1969

**Sacks:** 4; Kenny Walker, RT, vs. Oregon St., Sept. 29, 1990 (29 yards); Danny Noonan, MG, vs. Florida St., Sept. 6, 1986 (23 yards); Jim Skow, RT, vs. Missouri, Oct. 19, 1985 (33 yards); Mike Rucker, RE, vs. Texas Tech, Oct. 19, 1996 (24 yards); Trev Alberts, OLB, vs. Texas Tech, Sept. 11, 1993 (21 yards)

**Yards:** 37; Jim Skow, RT, vs. Kansas St., Nov. 2, 1985 (3 sacks)

**Fumble Recoveries:** 3; Broderick Thomas, OLB, at Colorado, Oct. 25, 1986

**Fumble Returns for TD:** 1; many times, most recently Daniel Bullocks, SS, vs. Wake Forest, Sept. 10, 2005 (30 yards)

**Long Fumble Return:** 74 yards; Ralph Brown, RCB, at Kansas St., Nov. 14, 1998

**Passes Broken Up:** 7; Ralph Brown, RCB, vs. Colorado, Nov. 29, 1996

**Pass Interceptions:** 3; Dana Stephenson, RCB, vs. Colorado, Nov. 1, 1969; Joe Blahak, LCB, vs. Kansas St., Nov. 14, 1970; Ric Lindquist, LCB, at Kansas St., Nov. 10, 1979

**INT Returns for TD:** 1; many times, most recently Stewart Bradley, LB (43 yards) and Corey McKeon, MLB (38 yards), vs. Wake Forest, Sept. 10, 2005

**Long Nebraska INT Return, TD:** 95; Willie Greenlaw, DB, vs. Colorado, Nov. 12, 1955; Bill Kosch, S, vs. Texas A&M, Sept. 25, 1971

**Long Nebraska INT Return, No TD:** 68; Bret Clark, S, vs. Minnesota, Sept. 15, 1984

**Total INT Return Yards:** 116; Joe Blahak, LCB, vs. Kansas St., Nov. 14, 1970 (3 int.); Bill Kosch, S, vs. Texas A&M, Sept. 25, 1971 (2 int.)

**Blocked Kicks:** 2; Kyle Vanden Bosch, RE, vs. Texas A&M, Nov. 6, 1999 (2 FG); Barron Miles, CB, vs. Pacific, 1994 (2 punts); Lannie Hopkins, ROV, vs. Kansas, 2002 (2 punts)

## Defensive Season Records

**Total Tackles:** 149; Barrett Ruud, MLB, 2003

**Unassisted Tackles:** 86; Barrett Ruud, MLB, 2004

**Assisted Tackles:** 95; Lee Kunz, SLB, 1977

**Tackles for Loss:** 25; Jim Skow, RT, 1985 (163 yards)  
**Yards:** 163; Jim Skow, RT, 1985 (25 tackles)

**Sacks:** 15; Jim Skow, RT, 1985 (139 yards); Trev Alberts, OLB, 1993 (88 yards)

**Yards:** 139; Jim Skow, RT, 1985 (15 sacks)

**Fumble Recoveries:** 6; Broderick Thomas, OLB, 1986

**Returns for Touchdown:** 1; many times, most recently Daniel Bullocks, SS, 2004

**Passes Broken Up:** 17; DeJuan Groce, RCB, 2000

**Pass Interceptions:** 10; Josh Bullocks, FS, 2003

**Returns for Touchdown:** 3; Dave Mason, M, 1971

**Total INT Return Yards:** 187; Daniel Bullocks, SS, 2004 (5 INT)

**Blocked Kicks:** 6; Bill Hornbacher, MG, 1968

## Defensive Career Records

**Total Tackles:** 432; Barrett Ruud, MLB, 2001-04

**Unassisted Tackles:** 218; Barrett Ruud, MLB, 2001-04

**Assisted Tackles:** 214; Barrett Ruud, MLB, 2001-04

**Tackles for Loss:** 58.5; Grant Wistrom, RE, 1994-97 (260 yards)

**Yards:** 288; Jim Skow, RT, 1983-85 (44 tackles)

**Sacks:** 29.5; Trev Alberts, OLB, 1990-93 (196 yards)

**Yards:** 223; Jim Skow, RT, 1983-84-85 (26 sacks)

**Fumble Recoveries:** 9; Ron Pruitt, LT, 1973-76

**Passes Broken Up:** 50; Ralph Brown, RCB, 1996-99

**Pass Interceptions:** 14; Dana Stephenson, RCB, 1967-69

**Returns for Touchdown:** 3; Dave Mason, M, 1969-71; Joe Walker, ROV, 1997-00

**Total INT Return Yards:** 253; Ralph Brown, RCB, 1996-99 (11 INT)

**Blocked Kicks:** 7; Barron Miles, CB, 1992-94 (7 punts)

## Game by Position

### Nose/Defensive Tackles

**Total Tackles:** 22; Rich Glover, MG, at Oklahoma, Nov. 25, 1971

**Unassisted Tackles:** 13; Ken Geddes, MG, vs. Missouri, Oct. 19, 1968

**Assisted Tackles:** 19; Rich Glover, MG, at Oklahoma, Nov. 25, 1971

**Tackles for Loss:** 7; Jim Skow, RT, vs. Missouri, Oct. 19, 1985 (40 yards)

**Yards:** 40; Jim Skow, RT, vs. Missouri, Oct. 19, 1985 (7 TFL)

**Sacks:** 4; Kenny Walker, RT, vs. Oregon St., Sept. 29, 1990 (29 yards); Danny Noonan, MG, vs. Florida St., Sept. 6, 1986 (23 yards); Jim Skow, RT, vs. Missouri, Oct. 19, 1985 (33 yards)

**Yards:** 37; Jim Skow, RT, vs. Kansas St., Nov. 2, 1985 (3 sacks)

**Fumble Recoveries:** 2; Ron Pruitt, LT, and Mike Fultz, RT, vs. Kansas St., Oct. 16, 1976

**Returns for Touchdown:** 1; Jon Clanton, DT/NT vs. Troy St., Sept. 1, 2001 (20 yards); Jason Peter, DT, Dec. 31, 1996 (31 yards) (Orange Bowl)

**Passes Broken Up:** 3; Jeremy Slechta, DT, vs. Missouri, Sept. 30, 2000

**Pass Interceptions:** 1; several times, most recently, Le Kevin Smith, DT, vs. Texas Tech, Oct. 8, 2005 (14 yards)

**Returns for Touchdown:** 1; several times, most recently Chris Spachman, LT, at Oklahoma, Nov. 23, 1985 (76 yards)

**Blocked Kicks:** 1; several times, most recently Ryon Bingham, NT, vs. Oklahoma St., Aug. 30, 2003 (FG)

## Defensive Ends

(includes Defensive Ends, 1965-88/2003-05; Outside Linebackers, 1988-95; Rush Ends, 1996-2002)

**Total Tackles:** 15; Grant Wistrom, RE, vs. Colorado, Nov. 29, 1996

**Unassisted Tackles:** 10; Trev Alberts, OLB, vs. UCLA, Sept. 18, 1993

**Assisted Tackles:** 11; Grant Wistrom, RE, vs. Colorado, Nov. 29, 1996

**Tackles for Loss:** 6; Sherwin Jarmon, DE, vs. Iowa St., Nov. 8, 1969

**Yards:** 46; Sherwin Jarmon, DE, vs. Iowa St., Nov. 8, 1969

**Sacks:** 4; Mike Rucker, RE, vs. Texas Tech, Oct. 19, 1996 (24 yards); 4; Trev Alberts, OLB, vs. Texas Tech, Sept. 11, 1993 (21 yards)

**Yards:** 27; Trev Alberts, OLB, vs. Iowa St., Nov. 16, 1991 (3 sacks)

**Fumble Recoveries:** \*3; Broderick Thomas, OLB, at Colorado, Oct. 25, 1986

**Returns for Touchdown:** 1; Demoine Adams, RE, vs. Iowa St., Oct. 9, 1999 (37 yards)

**Passes Broken Up:** 3; Kyle Vanden Bosch, RE, 2000 Alamo Bowl; Bill Weber, DE, vs. Missouri, Oct. 23, 1982

**Pass Interceptions:** 1; several times, most recently, Jay Moore, DE, vs. Iowa State, Oct. 1, 2005

**Returns for Touchdown:** 1; several times, most recently Titus Adams, DE, vs. Texas A&M, Oct. 18, 2003 (3 yards)

**Blocked Kicks:** 2; Kyle Vanden Bosch, RE, vs. Texas A&M, Nov. 6, 1999 (2 FG)

## Linebackers

**Total Tackles:** 30; Clete Pillen, SLB, vs. Oklahoma St., Nov. 6, 1976

**Unassisted Tackles:** 15; Clete Pillen, SLB, vs. Iowa St., Nov. 13, 1976

**Assisted Tackles:** 18; Clete Pillen, WLB, vs. Oklahoma, Nov. 22, 1975

**Tackles for Loss:** 5; Corey McKeon, MLB, vs. Iowa St., Oct. 1, 2005 (23 yards)

**Yards:** 27; Demorrio Williams, WLB, vs. Utah St., Sept. 6, 2003 (3 TFL)

**Sacks:** 3; several times, most recently Demorrio Williams, WLB, vs. Utah St., Sept. 6, 2003 (27 yards)

**Yards:** 27; Demorrio Williams, WLB, vs. Utah St., Sept. 6, 2003 (3 sacks)

**Fumble Recoveries:** 2; Troy Branch, WLB, vs. Colorado, Oct. 31, 1992

**Returns for Touchdown:** 1; several times, most recently Barrett Ruud, MLB, vs. Oklahoma St., Aug. 30, 2003 (15 yards)

**Passes Broken Up:** 4; Scott Shanley, SLB, vs. Missouri, Sept. 29, 2001

**Pass Interceptions:** 2; twice, Marc Munford, WLB, vs. Missouri, Oct. 13, 1984; Steve Damkroger, Colorado, Oct. 9, 1982

**Returns for Touchdown:** 1; 1; many times, most recently Stewart Bradley, LB (43 yards) and Corey McKeon, MLB (38 yards), vs. Wake Forest, Sept. 10, 2005

**Blocked Kicks:** 1; several times, most recently Adam Ickes, LB, vs. Texas Tech, Oct. 8, 2005 (FG)

## Defensive Backs

**Total Tackles:** 19; Mike Brown, ROV, vs. Texas, Oct. 31, 1998

**Unassisted Tackles:** 12; DeJuan Groce, RCB, vs. Texas, Nov. 2, 2002

**Assisted Tackles:** 11; Mike Brown, ROV, vs. Texas, Oct. 31, 1998; Steve Carmer, SS, vs. Oklahoma, Nov. 29, 1991

**Tackles for Loss:** 3; Dave Burke, CB, at Kansas St., Oct. 29, 1983 (4 yards)

**Yards:** 29; Bruce Pickens, LCB, at Oklahoma St., Oct. 21, 1989 (2 TFL)

**Sacks:** 2; several times, most recently Lornell McPherson, CB, vs. Western Illinois, Sept. 4, 2004 (15 yards)

**Yards:** 29; Bruce Pickens, LCB, at Oklahoma St., Oct. 21, 1989 (2 sacks)

**Fumble Recoveries:** 2; several times; most recently Jim Pillen, M, and Jeff Hansen, S, vs. Oklahoma, Nov. 11, 1978

**Returns for Touchdown:** 1; Ralph Brown, RCB, at Kansas St., Nov. 14, 1998 (74 yards); Tony Veland, FS, vs. Oklahoma, Nov. 24, 1995 (57 yards)

**Long Return:** 74 yards; Ralph Brown, RCB, at Kansas St., Nov. 14, 1998

**Passes Broken Up:** 7; Ralph Brown, RCB, vs. Colorado, Nov. 29, 1996

**Pass Interceptions:** 3; Dana Stephenson, RCB, vs. Colorado, Nov. 1, 1969; Joe Blahak, LCB, vs. Kansas St., Nov. 14, 1970; Ric Lindquist, LCB, at Kansas St., Nov. 10, 1979

**Returns for Touchdown:** 1; several times, most recently Fabian Washington, LCB, vs. Arizona St., Aug. 24, 2002 (29 yards)

**Longest Nebraska Interception Return:** \*95 (TD); Willie Greenlaw, DB, vs. Colorado, Nov. 12, 1955; Bill Kosch, S, vs. Texas A&M, Sept. 25, 1971

**Longest Nebraska Interception Return, No TD:** \*68; Bret Clark, S, vs. Minnesota, Sept. 15, 1984

**Blocked Kicks:** 2; Barron Miles, CB, vs. Pacific, 1994 (2 punts); Lannie Hopkins, ROV, vs. Kansas, 2002 (2 punts)

# Individual Defensive Records

## Top 10 Games, Total Tackles

Player, Opponent, Date	Tackles
1. Clele Pillen, LB vs. Oklahoma St., Nov. 6, 1976 (14 UT, 16 AT)	30
2. Clele Pillen, LB at Oklahoma, Nov. 22, 1975 (9 UT, 18 AT)	27
3. Jerry Murtaugh, SLB at USC, Sept. 19, 1970 (14 UT, 11 AT)	25
4. Lee Kunz, SLB at Oklahoma, Nov. 25, 1977 (13 UT, 10 AT)	23
5. Rich Glover, MG, at Oklahoma, Nov. 25, 1971 (3 UT, 19 AT)	22
6. Ken Geddes, MG, vs. Missouri, Oct. 19, 1968 (13 UT, 7 AT)	20
7. Barrett Ruud, MLB, vs. Kansas St., Oct. 23, 2004 (16 UT, 3 AT)	19
Mike Brown, ROV, vs. Texas, Oct. 31, 1998 (8 UT, 11 AT)	19
Brent Evans, LB vs. Kansas, Oct. 31, 1981 (8 UT, 11 AT)	19
Kim Baker, LB vs. New Mexico St., Oct. 6, 1979 (14 UT, 5 AT)	19
Bruce Dunning, LB vs. Oklahoma, Nov. 11, 1978 (5 UT, 14 AT)	19
Clete Pillen, LB at Iowa St., Nov. 13, 1976 (15 UT, 4 AT)	19

## Season by Position Nose/Defensive Tackles

**Total Tackles:** 119; Wayne Meylan, MG, 1967  
**Unassisted Tackles:** 59; Wayne Meylan, MG, 1967  
**Assisted Tackles:** 61; Jim McCord, RT, 1967  
**Tackles for Loss:** 25; Jim Skow, RT, 1985 (163 yards)  
**Yards:** 163; Jim Skow, RT, 1985 (25 tackles)  
**Sacks:** 15; Jim Skow, RT, 1985 (139 yards)  
**Yards:** \*139; Jim Skow, RT, 1985 (15 sacks)  
**Fumble Recoveries:** 4; Larry Jacobson, DT, 1970; Ron Pruitt, LT, 1973  
**Returns for Touchdown:** 1; Jon Clanton, DT/NT, 2001 (20 yards); Jason Peter, DT, 1996 (31 yards) (Orange Bowl)  
**Passes Broken Up:** 6; Jeremy Slechta, DT, 2000  
**Pass Interceptions:** 2; Jason Wiltz, DT, 1998; Chris Spachman, LT, 1985  
**Returns for Touchdown:** 2; Chris Spachman, LT, 1985  
**Blocked Kicks:** 6; Bill Hornbacher, MG, 1968

## Defensive Ends

(includes Defensive Ends, 1965-88/2003-05; Outside Linebackers, 1988-95; Rush Ends, 1996-2002)  
**Total Tackles:** 98; Broderick Thomas, OLB, 1988  
**Unassisted Tackles:** 53; Broderick Thomas, OLB, 1988  
**Assisted Tackles:** 49; Trev Alberts, OLB, 1993  
**Tackles for Loss:** 21; Trev Alberts, OLB, 1993 (99 yards)  
**Yards:** 111; Broderick Thomas, OLB, 1988 (17 tackles)  
**Sacks:** 15; Trev Alberts, OLB, 1993 (88 yards)  
**Yards:** 88; Trev Alberts, OLB, 1993 (15 sacks)  
**Fumble Recoveries:** 6; Broderick Thomas, OLB, 1986  
**Returns for Touchdown:** 1; Demoine Adams, RE, 1999 (37 yards)  
**Passes Broken Up:** 7; Scott Strasburger, DE, 1984  
**Pass Interceptions:** 3; Willie Harper, DE, 1971  
**Returns for Touchdown:** 1; several times, most recently Titus Adams, DE, 2003 (3 yards)  
**Blocked Kicks:** 3; Kyle Vanden Bosch, RE, 1999 (3 FGs)

## Linebackers

**Total Tackles:** 149; Barrett Ruud, MLB, 2003  
**Unassisted Tackles:** 86; Barrett Ruud, MLB, 2004  
**Assisted Tackles:** 95; Lee Kunz, SLB, 1977  
**Tackles for Loss:** 22; Corey McKeon, MLB, 2005  
**Yards:** 92; Demorrio Williams, WLB, 2003  
**Sacks:** 11; Demorrio Williams, WLB, 2003  
**Yards:** 77; Demorrio Williams, WLB, 2003  
**Fumble Recoveries:** 4; Demorrio Williams, WLB, 2003

**Returns for Touchdown:** 1; Barrett Ruud, MLB, 2003 (15 yards); Jamie Burrow, MLB, 2000 (28 yards); Eric Johnson, WLB, 1999 (31 yards); Julius Jackson, WLB, 1999 (16 yards); Terrell Farley, WLB, 1996 (21 yards)  
**Passes Broken Up:** 8; Steve Forch, WLB, 1987; Scott Shanle, WLB, 2001; T.J. Hollowell, BLB, 2003  
**Pass Interceptions:** 5; Bob Terrio, WLB, 1971  
**Returns for Touchdown:** 2; Terrell Farley, WLB, 1995  
**Blocked Kicks:** 2; Terrell Farley, WLB, 1995 (2 punts); Jon Hesse, MLB, 1996 (1 punt, 1 PAT); Adam Ickes, LB, 2005 (2 FG)

## Defensive Backs

**Total Tackles:** 102; Mike Brown, ROV, 1998  
**Unassisted Tackles:** 56; Mike Brown, ROV, 1999  
**Assisted Tackles:** 65; Mike Brown, ROV, 1998  
**Tackles for Loss:** 9; Al Larson, LCB, 1969 (38 yards)  
**Yards:** 49; Jim Pillen, M, 1978 (49 yards)  
**Sacks:** 3; Joe Walker, ROV, 1999 (26 yards); 3; Toby Wright, SS, 1992 (14 yards)  
**Yards:** 33; Tim Holbrook, M, 1981 (2 sacks)  
**Fumble Recoveries:** 5; Dave Butterfield, LCB, 1975  
**Returns for Touchdown:** 1; Daniel Bullocks, SS, 2004 (10 yards); Ralph Brown, RCB, 1998 (74 yards); Tony Veland, FS, 1995 (57 yards)  
**Note:** Jon Vedral, a wingback and a special teams standout in 1995, recovered two fumbles on punts in the opponent's end zone, to set the school record.  
**Passes Broken Up:** \*17; DeJuan Groce, RCB, 2000  
**Pass Interceptions:** 10; Josh Bullocks, FS, 2003  
**Returns for Touchdown:** 3; Dave Mason, M, 1971  
**Blocked Kicks:** 4; Barron Miles, CB, 1994 (3 punts, 1 FG)

## Top 10 Total Tackles

Player, Pos., Year	Tackles
1. Barrett Ruud, MLB, 2003	149
2. Barrett Ruud, MLB, 2004	143
3. Lee Kunz, WLB, 1977	141
4. Jerry Murtaugh, SLB, 1970	132
5. Clele Pillen, SLB, 1976	129
6. Demorrio Williams, WLB, 2003	128
7. Mike Knox, WLB, 1983	125
8. Clete Pillen, WLB, 1975	125
9. Lee Kunz, WLB, 1978	120
10. Wayne Meylan, MG, 1967	119

## Top 10 Unassisted Tackles

Player, Pos., Year	Tackles
1. Barrett Ruud, MLB, 2004	86
2. Demorrio Williams, WLB, 2003	83
3. Barrett Ruud, MLB, 2003	78
4. Jerry Murtaugh, SLB, 1970	71
5. Clete Pillen, SLB, 1976	65
6. Mike Knox, WLB, 1983	64
7. Lee Kunz, WLB, 1978	63
8. Corey McKeon, MLB, 2005	61
9. Steve Damkroger, SLB, 1981	59
Wayne Meylan, MG, 1967	59

## Top 10 Sacks

Player, Pos., Year	Sacks
1. Trev Alberts, OLB, 1993	15
Jim Skow, RT, 1985	15
3. Danny Noonan, DT, 1986	12
4. Demorrio Williams, WLB, 2003	11
Kenny Walker, DT, 1990	11
Broderick Thomas, OLB, 1986	11
Danny Noonan, DT, 1985	11
8. Jared Tomich, OLB, 1995	10
Broderick Thomas, OLB, 1988	10
Tim Rother, DT, 1987	10
Neil Smith, MG, 1986	10
Jimmy Williams, DE, 1981	10

## Top 10 Tackles for Loss

Player, Pos., Year	TFL
1. Jim Skow, RT, 1985	25
2. Corey McKeon, 2005	22
3. Demorrio Williams, WLB, 2003	21
Trev Alberts, OLB, 1993	21
Kenny Walker, DT, 1990	21
Derrie Nelson, DE, 1980	21
7. Grant Wistrom, RE, 1996	20
8. Barrett Ruud, MLB, 2004	18
Jimmy Williams, DE, 1980	18
Willie Harper, DE, 1972	18

## Career by Position Nose/Defensive Tackles

**Total Tackles:** 238; Wayne Meylan, MG, 1965-67  
**Unassisted Tackles:** 118; Wayne Meylan, MG, 1965-67  
**Assisted Tackles:** 123; Ron Pruitt, LT, 1973-76  
**Tackles for Loss:** 44; Jim Skow, RT, 1983-85 (288 yards)  
**Yards:** 288; Jim Skow, RT, 1983-85 (44 tackles)  
**Sacks:** 26; Jim Skow, RT, 1983-85 (223 yards); Danny Noonan, MG, 1984-86 (156 yards)  
**Yards:** 223; Jim Skow, RT, 1983-85 (26 sacks)  
**Fumble Recoveries:** 9; Ron Pruitt, LT, 1973-76  
**Passes Broken Up:** 11; Steve Warren, DT, 1996-99  
**Pass Interceptions:** 2; Jason Wiltz, DT, 1995-98; Chris Spachman, LT, 1983-85  
**Returns for Touchdown:** 2; Chris Spachman, LT, 1983-85  
**Blocked Kicks:** 6; Bill Hornbacher, MG, 1967-69

## Defensive Ends

(includes Defensive Ends, 1965-88/2003-05; Outside Linebackers, 1988-95; Rush Ends, 1996-2002)  
**Total Tackles:** 248; Trev Alberts, OLB, 1990-93  
**Unassisted Tackles:** 143; Broderick Thomas, OLB, 1985-88  
**Assisted Tackles:** 143; Trev Alberts, OLB, 1990-93  
**Tackles for Loss:** 58.5; Grant Wistrom, RE, 1994-97 (260 yards)  
**Yards:** 260; Grant Wistrom, RE, 1994-97 (58.5 tackles)  
**Sacks:** 29.5; Trev Alberts, OLB, 1990-93 (196 yards)  
**Yards:** 196; Trev Alberts, OLB, 1990-93 (29.5 sacks)  
**Fumble Recoveries:** 7; Broderick Thomas, OLB, 1985-88; Derrie Nelson, DE, 1978-79-80  
**Passes Broken Up:** 13; Mike Croel, OLB, 1987-90  
**Pass Interceptions:** 3; Bill Weber, DE, 1981-84; Willie Harper, DE, 1970-72  
**Returns for Touchdown:** 1; seven times, most recently Titus Adams, DE, 2002-present  
**Blocked Kicks:** 4; Mike Croel, OLB, 1987-90 (4 punts)

## Linebackers

**Total Tackles:** 432; Barrett Ruud, MLB, 2001-04  
**Unassisted Tackles:** 218; Barrett Ruud, MLB, 2001-04  
**Assisted Tackles:** 214; Barrett Ruud, MLB, 2001-04  
**Tackles for Loss:** 50; Barrett Ruud, MLB, 2001-04  
**Yards:** 134; Carlos Polk, MLB, 1997-00  
**Sacks:** 12; Demorrio Williams, WLB, 2002-03  
**Yards:** 92; Demorrio Williams, WLB, 2002-03  
**Fumble Recoveries:** 5; Tom Ruud, SLB, 1972-74; Demorrio Williams, WLB, 2002-03  
**Passes Broken Up:** 13; Mike Knox, WLB, 1981-85  
**Pass Interceptions:** 11; Tom Novak, LB, 1946-49  
**Returns for Touchdown:** 2; Terrell Farley, WLB, 1995-96  
**Blocked Kicks:** 3; Terrell Farley, WLB, 1995-96

## Defensive Backs

**Total Tackles:** 287; Mike Brown, ROV, 1996-99  
**Unassisted Tackles:** 137; Mike Brown, ROV, 1996-99  
**Assisted Tackles:** 150; Mike Brown, ROV, 1996-99  
**Tackles for Loss:** 17; Mike Brown, ROV, 1996-99 (57 yards)  
**Yards:** 80; Jim Pillen, M, 1976-78 (13 tackles)

# Individual Defensive Records

**Sacks:** 4; Lornell McPherson, CB, 2001-04 (34 yards);

Bruce Pickens, LCB, 1988-90 (44 yards)

**Yards:** 49; Tim Holbrook, M, 1981-82 (3 sacks)

**Fumble Recoveries:** 5; Joe Blahak, LCB, 1969-71; Dave

Butterfield, LCB, 1974-76; Bret Clark, S, 1982-84;

Ralph Brown, RCB, 1996-99

**Passes Broken Up:** 50; Ralph Brown, RCB, 1996-99

**Pass Interceptions:** 14; Dana Stephenson, RCB, 1967-69

**Returns for Touchdown:** 3; Dave Mason, M, 1969-71;

Joe Walker, ROV, 1997-00

**Blocked Kicks:** 7; Barron Miles, CB, 1992-94 (7 punts)

## Top 10 Career Bests (all positions)

### Unassisted Tackles

Player, Pos., Years	Tackles
1. Barrett Ruud, MLB, 2001-04	218
2. Steve Damkroger, SLB, 1979-82	157
3. Marc Munford, WLB, 1983-86	153
4. Jerry Murtaugh, SLB, 1968-70	148
5. Broderick Thomas, OLB, 1985-88	143
6. Mike Brown, ROV, 1996-99	137
7. Carlos Polk, MLB, 1997-00	134
8. Daniel Bullocks, SS, 2002-05	133
9. Mike Knox, SLB, 1981-85	124
10. Clete Pilleen, LB, 1974-76	124

### Sacks

Player, Pos., Years	Sacks
1. Trev Alberts, OLB, 1990-93	29.5
2. Grant Wistrom, RE, 1994-97	26.5
3. Jim Skow, RT, 1983-85	26
4. Danny Noonan, MG, 1984-86	24
5. Broderick Thomas, OLB, 1985-88	22.5
6. Travis Hill, OLB, 1989-92	16.5
7. Jared Tomich, RE, 1994-96	16
Kenny Walker, DT, 1988-90	16
9. Mike Rucker, RE, 1995-98	15.5
10. Scott Strasburger, DE, 1982-84	15

### Tackles for Loss

Player, Pos., Years	TFL
1. Grant Wistrom, OLB, 1994-97	58.5
2. Barrett Ruud, MLB, 2001-04	50
3. Trev Alberts, OLB, 1990-93	45
4. Jim Skow, RT, 1982-85	44
5. Broderick Thomas, OLB, 1985-88	39
6. Mike Rucker, RE, 1995-98	38
7. Travis Hill, OLB, 1989-92	37.5
8. Le Kevin Smith, DT, 2002-05	36
9. Kyle Vanden Bosch, RE, 1997-00	34
Kerry Weinmaster, MG, 1977-79	34

### Interceptions Game

**Interceptions:** 3; Dana Stephenson, RCB, vs. Colorado, Nov. 1, 1969; Joe Blahak, LCB, vs. Kansas St., Nov. 14, 1970; Ric Lindquist, LCB, at Kansas St., Nov. 10, 1979

**Return Yards:** 116; Joe Blahak, LCB, vs. Kansas St., Nov. 14, 1970 (3 int.); Bill Kosch, S, vs. Texas A&M, Sept. 25, 1971 (2 int.)

**Touchdowns:** 1; 1; many times, most recently Stewart Bradley, LB (43 yards) and Corey McKeon, MLB (38 yards), vs. Wake Forest, Sept. 10, 2005

**Longest Nebraska Interception Return:** 95; Willie Greenlaw, DB, vs. Colorado, Nov. 12, 1955; Bill Kosch, S, vs. Texas A&M, Sept. 25, 1971

**Longest Nebraska Interception Return, No TD:** 68; Bret Clark, S, vs. Minnesota, Sept. 15, 1984

## Top 10 Interception Returns

Player, Pos., Opponent, Date	Yards
1. Bill Kosch, S, vs. Texas A&M, Sept. 25, 1971 (TD)	95
Willie Greenlaw, DB, vs. Colorado, Nov. 12, 1955 (TD)	95
3. John Bordogna, DB, vs. Colorado, Nov. 14, 1953 (TD)	89
4. Noel Martin, LB, vs. Missouri, Nov. 3, 1962 (TD)	88
5. John Edwards, LB, at Ohio St., Sept. 24, 1955 (TD)	87
6. Mike Fullman, RCB, at Kansas, Nov. 11, 1995 (TD)	86
Charles Fryar, CB, vs. Oklahoma St., Oct. 15, 1988 (TD)	86
8. Mike Minter, ROV, vs. Michigan St., Sept. 7, 1996 (TD)	84
9. Ralph Brown, RCB, at Oklahoma, Nov. 2, 1996 (TD)	83
10. Kim Baker, LB, vs. Missouri, Nov. 1, 1980 (TD)	77

## Interceptions Season

**Interceptions:** 10; Josh Bullocks, FS, 2003 (154 yards)

**Return Yards:** 187; Daniel Bullocks, SS, 2004 (5 INT)

**Touchdowns:** 3; Dave Mason, M, 1971

## Top 10 Interception Seasons

Player, Pos., Year	INT
1. Josh Bullocks, FS, 2003	10
2. Bill Kosch, S, 1970	7
Dana Stephenson, RCB, 1969	7
Larry Wachholtz, S, 1966	7
5. Kenny Wilhite, CB, 1991	6
Dave Mason, M, 1971	6
7. Daniel Bullocks, SS, 2004	5
Troy Watchorn, FS, 2000	5
Mike Brown, ROV, 1999	5
Mike Minter, ROV, 1996	5
Barron Miles, CB, 1994	5
Tyrone Byrd, FS, 1990	5
Bret Clark, S, 1984	5
Bret Clark, S, 1983	5
Dana Stephenson, RCB, 1968	5
Marv Mueller, S, 1965	5
Bob Decker, DB, 1951	5
Tom Novak, LB, 1948	5

Note: Fabian Washington set the NU freshman record with four interceptions in 2002.

## Interceptions Career

**Interceptions:** 14; Dana Stephenson, RCB, 1967-69 (224 yards)

**Return Yards:** 253; Ralph Brown, RCB, 1996-99 (11 int.)

**Touchdowns:** 3; Dave Mason, M, 1969-71; Joe Walker, ROV, 1997-00

## Top 10 Interception Careers

Player, Pos., Years	INT
1. Dana Stephenson, RCB, 1967-69	14
2. Josh Bullocks, FS, 2002-04	13
3. Bret Clark, S, 1982-84	12
4. Fabian Washington, CB, 2002-04	11
Ralph Brown, RCB, 1996-99	11
Tyrone Byrd, FS, 1989-92	11
Larry Wachholtz, S, 1964-66	11
Tom Novak, LB, 1946-49	11
9. Joe Blahak, LCB, 1970-72	10
Bill Kosch, S, 1969-71	10

## Pass Breakups

**Passes Broken Up, Game:** 7; Ralph Brown, RCB, vs. Colorado, Nov. 29, 1996

**Passes Broken Up, Season:** 17; DeJuan Groce, RCB, 2000

**Passes Broken Up, Career:** 50; Ralph Brown, RCB, 1996-99

## Top 10 Pass Breakup Games

Player, Pos., Opponent, Date	PBU
1. Ralph Brown, RCB, vs. Colorado, Nov. 29, 1996	7
2. Fabian Washington, CB, vs. Kansas, Oct. 2, 2004	6
3. Zackary Bowman, CB, vs. Michigan, Dec. 28, 2005	5
Kellen Huston, CB, at Pittsburgh, Sept. 18, 2004	5
Erwin Swiney, LCB, at Baylor, Oct. 13, 2001	5
DeJuan Groce, RCB, at Missouri, Sept. 29, 2001	5
DeJuan Groce, RCB, at Iowa State, Oct. 7, 2000	5
Joe Blahak, LCB, vs. Oklahoma State, Oct. 28, 1972	5
9. Daniel Bullocks, SS, vs. Kansas, Oct. 2, 2004	4
Scott Shanle, SLB, at Missouri, Sept. 29, 2001	4
Ralph Brown, RCB, vs. Texas, Dec. 4, 1999	4
Keyuo Craver, LCB, vs. Southern Miss, Sept. 18, 1999	4
Brian Davis, RCB, at Oklahoma St., Oct. 12, 1985	4

### Bowl Game

5 Zackary Bowman, CB, vs. Michigan, Dec. 28, 2005  
Alamo Bowl

## Top 10 Pass Breakup Seasons

Player, Pos., Year	PBU
1. DeJuan Groce, RCB, 2000	17
2. Fabian Washington, CB, 2004	15
3. Ralph Brown, RCB, 1999	15
4. Zackary Bowman, CB, 2005	14
DeJuan Groce, RCB, 2001	14
Ralph Brown, RCB, 1998	14
7. Fabian Washington, LCB, 2002 (freshman record)	13
Keyuo Craver, LCB, 2001	13
Keyuo Craver, LCB, 2000	13
Erwin Swiney, LCB, 1998	13
Barron Miles, RCB, 1994	13

## Top 10 Pass Breakup Careers

Player, Pos., Years	PBU
1. Ralph Brown, RCB, 1996-99	50
2. DeJuan Groce, RCB, 1999-02	41
Keyuo Craver, LCB, 1998-01	41
4. Fabian Washington, LCB, 2002-04	38
Erwin Swiney, LCB, 1997-01	38
6. Daniel Bullocks, SS, 2002-05	22
7. Pat Ricketts, RCB, 2000-03	21
Bret Clark, S, 1982-84	21
9. Charles Fryar, LCB, 1985-88	20
10. Barron Miles, LCB, 1992-94	19
Jim Anderson, RCB, 1969-71	19
Marv Mueller, S, 1965-67	19

Note: Before 2000, pass breakups did not include pass interceptions in the total number of breakups, per NCAA rules. In the 2000 season, interceptions were included in the total. (In addition to his 50 career breakups from 1996 to 1999, Ralph Brown had seven interceptions). In 2001, the rule changed back and pass breakups did not include interceptions, per NCAA rules.

# Individual Special Teams Records

## Punting Game

**Punts:** 18; Paul Dobson, vs. Notre Dame, Nov. 28, 1918  
**Highest Average (min. 3 punts):** 57.6; Dan Hadenfeldt, vs. Colorado, Nov. 26, 1999 (7 punts, 403 yards)  
**Longest Nebraska Punt:** 87; Mike Stigge, vs. Oklahoma St., Oct. 10, 1992

## Top 10 Longest Punts

Punter, Opponent, Date	Yards
1. Mike Stigge vs. Okla. St., Oct. 10, 1992	87
2. Sam Koch, vs. Pittsburgh, Sept. 17, 2005	84
3. Kyle Larson at Texas, Nov. 1, 2003	80
4. Sam Koch, vs. Wake Forest, Sept. 10, 2005	76
Jesse Kosch vs. Arizona St., Sept. 16, 1995	74
6. Dan Hadenfeldt vs. California, Nov. 26, 1999	73
Darin Erstad at Oklahoma, Nov. 25, 1994	73
8. Kyle Larson vs. Troy St., Oct. 4, 2003	71
Kyle Larson vs. Utah St., Sept. 7, 2002	71
10. Sam Koch, vs. Maine, Sept. 3, 2005	70
Dan Wingard at Missouri, Oct. 19, 1985	70
<b>Bowl Game Record</b>	
Grant Campbell vs. Clemson, Jan. 1, 1982	62
Orange Bowl	

## Punting Season

**Punts:** 73; Kyle Larson, 2002 (43.23 avg.)  
**Highest Average (min. 30 punts):** 46.51; Sam Koch, 2005 (3,302 yards, 71 punts)

## Top 10 Seasons, Punting Average

Punter, Year (Yards, Punts)	Avg.
1. Sam Koch, 2005 (3,302 yards, 71 punts)	46.51
2. Kyle Larson, 2003 (2,978 yards, 66 punts)	45.12
3. Dan Hadenfeldt, 1999 (2,924 yards, 65 punts)	44.98
4. Bill Lafleur, 1998 (2,337 yards, 52 punts)	44.94
5. Jesse Kosch, 1996 (1,967 yards, 44 punts)	44.70
6. Dan Hadenfeldt, 2000 (1,708 yards, 39 punts)	43.79
7. Grant Campbell, 1981 (1,821 yards, 42 punts)	43.36
8. Kyle Larson, 2002 (3,156 yards, 73 punts)	43.23
9. Mike Stigge, 1992 (2,290 yards, 53 punts)	43.21
10. Darin Erstad, 1994 (2,130 yards, 50 punts)	42.60

## Punting Career

**Punts:** 195; Kyle Larson, 2001-02-03 (43.67 avg.)  
**Highest Average (min. 100 punts):** 44.54; Dan Hadenfeldt, 1997-00 (4,632 yards, 104 punts)

## Top 10 Careers, Punting Average

Punter, Year (Yards, Punts)	Avg.
1. Dan Hadenfeldt, 1997-00 (4,632 yards, 104 punts)	44.54
2. Sam Koch, 2002-05 (5,902 yards, 134 punts)	44.04
3. Kyle Larson, 2001-03 (8,515 yards, 195 punts)	43.67
4. Jesse Kosch, 1994-97 (4,234 yards, 101 punts)	41.92
5. Mike Stigge, 1989-92 (6,973 yards, 167 punts)	41.75
6. Sam Koch, 2002-present (2,600 yards, 63 punts)	41.27
7. Scott Livingston, 1982-84 (3,406 yards, 83 punts)	41.04
8. Grant Campbell, 1980-82 (3,157 yards, 77 punts)	41.00
9. Jack Pesek, 1946-47 (2,831 yards, 70 punts)	40.44
10. Rich Sanger, P/PK, 1971-73 (4,259 yards, 106 punts)	40.18

## Punt Return Game

**Returns:** 9; Dana Stephenson, CB/P, at TCU, Oct. 25, 1967 (68 yards)  
**Yards:** 170; Johnny Rodgers, WB, at Oklahoma State, Oct. 23, 1971 (7 ret.)  
**Yards Per Return (min. 3 ret.):** 37.00; Larry Wachholtz, S, vs. Colorado, Oct. 23, 1965 (3 ret., 111 yards)  
**Touchdowns:** 2; DeJuan Groce, RCB, vs. Troy St., Aug. 31, 2002 (83 and 72 yards)  
**Longest Nebraska Punt Return:** 94 (TD); Bobby Newcombe, WB, vs. Missouri, Sept. 30, 2000  
**Longest Nebraska Punt Return, No TD:** 68; Corey Dixon, SE, at Colorado, Oct. 30, 1993

## Top 10 Longest Punt Returns

Player, Opponent, Date	Yards
1. Bobby Newcombe, WB vs. Missouri, Sept. 30, 2000 (TD)	94
2. Johnny Rodgers, WB at Oklahoma St., Oct. 23, 1971 (TD)	92
3. DeJuan Groce, RCB vs. Missouri, Oct. 12, 2002 (TD)	89
4. Dave Butterfield, CB vs. TCU, Sept. 25, 1976 (TD)	87
5. Pat Fischer, HB vs. Oklahoma St., Nov. 12, 1960 (TD)	84
6. DeJuan Groce, RCB vs. Troy St., Aug. 31, 2002 (TD)	83
7. Irving Fryar, WB at Hawaii, Dec. 4, 1982 (TD)	82
Ron Clark, HB at Penn St., Oct. 15, 1949 (TD)	82
Don Bloom, HB vs. Kansas St., Nov. 6, 1948 (TD)	82
10. Rod Smith, SE vs. Utah St., Sept. 5, 1987 (TD)	80
Kenny Brown, WB vs. New Mexico St., Oct. 6, 1979 (TD)	80

### Bowl Game Record

Johnny Rodgers, WB vs. Alabama, Jan. 1, 1972	77
Orange Bowl (TD)	
<b>Other Bowl Game Punt Return Touchdowns</b>	
DeJuan Groce, RCB vs. Miami, Jan. 3, 2002	71
Rose Bowl (TD)	
DeJuan Groce, RCB vs. Mississippi, Dec. 27, 2002	60
Independence Bowl (TD)	
Dana Brinson, WB vs. Florida St., Jan. 1, 1988,	52
Fiesta Bowl (TD)	

## Punt Return Season

**Returns:** 43; DeJuan Groce, RCB, 2002 (732 yards)  
**Yards:** 732; DeJuan Groce, RCB, 2002 (43 ret.)  
**Yards Per Return (min. 10 ret.):** 20.33; Bobby Newcombe, WB, 1997 (12 returns, 244 yards)  
**Touchdowns:** 4; DeJuan Groce, RCB, 2002

## Top 10 Season Punt Return Yards

Player, Opponent, Year	Yards
1. DeJuan Groce, RCB, 2002 (43 ret.)	732
2. Johnny Rodgers, WB, 1972 (39 ret.)	618
3. Johnny Rodgers, WB, 1971 (33 ret.)	548
4. DeJuan Groce, RCB, 2001 (33 ret.)	469
5. Larry Wachholtz, S, 1965 (31 ret.)	452
6. Johnny Rodgers, WB, 1970 (26 ret.)	349
7. Courtney Grixby, CB, 2005 (32 ret.)	333
8. Dana Brinson, WB, 1986 (27 ret.)	330
9. Irving Fryar, WB, 1981 (24 ret.)	318
10. Larry Wachholtz, S, 1966 (29 ret.)	299

**Note:** Johnny Rodgers (1971) and Joe Walker (1998) are the only Huskers to return a punt and kickoff for a touchdown in the same season. In 1971, Rodgers had a 98-yard kickoff return against Texas A&M and three punt returns for touchdowns (92 at Oklahoma State, 62 vs. Iowa State, 72 vs. Oklahoma). In 1998, Walker tied an NCAA record by returning a punt, a kickoff and an interception for touchdown in the same season. Walker opened the year with a 99-yard kickoff return touchdown against Louisiana Tech, before adding a 73-yard punt return for a touchdown against Oklahoma State and a 65-yard interception return for a touchdown at Iowa State.

## Punt Return Career

**Returns:** 98; Johnny Rodgers, WB, 1970-72 (1,515 yards)  
**Yards:** 1,515; Johnny Rodgers, WB, 1970-72 (98 ret.)  
**Yards Per Return:** 18.33; Pat Fischer, HB, 1958-60 (30 ret., 550 yards)  
**Touchdowns:** 7; Johnny Rodgers, WB, 1970-72 (ties NCAA record)

## Top 10 Career Punt Return Yards

Player, Opponent, Years	Yards
1. Johnny Rodgers, WB, 1970-72 (98 ret.)	1,515
2. DeJuan Groce, RCB, 1999-02 (78 ret.)	1,218
3. Bobby Newcombe, WB, 1997-00 (48 ret.)	829
4. Tyrone Hughes, WB, 1989-92 (65 ret.)	817
5. Larry Wachholtz, S, 1964-66 (62 ret.)	788
6. Dana Brinson, WB, 1985-88 (77 ret.)	767
7. Irving Fryar, WB, 1981-83 (60 ret.)	708

8. Jeff Smith, IB, 1981-84 (44 ret.)	665
9. Joe Walker, ROV, 1997-00 (78 ret.)	653
10. Pat Fischer, HB, 1958-60 (30 ret.)	550

## Kick Return Game

**Returns:** 7; Josh Davis, IB, at Kansas St., Nov. 16, 2002 (186 yards); Joe Walker, ROV, at Missouri, Nov. 8, 1997 (185 yards)  
**Yards:** 186; Josh Davis, IB, at Kansas St., Nov. 16, 2002 (7 returns)  
**Yards Per Return (min. 3 ret.):** 51.0; Tyrone Hughes, WB, at Kansas St., Oct. 6, 1990 (3 ret., 153 yards)  
**Touchdowns:** 1; by several players, most recently Joe Walker, ROV, vs. Louisiana Tech, Aug. 29, 1998 (99 yards)  
**Longest Nebraska Kickoff Return:** 105 (TD); Owen Frank, B, vs. Kansas St., Oct. 14, 1911; Modern record: 100 (TD); Ron Clark, HB, at Kansas State, Oct. 8, 1949

## Top 10 Longest Kickoff Returns

Player, Opponent, Date	Yards
1. Owen Frank, B, vs. Kansas St., Oct. 14, 1911	105
2. Ron Clark, HB, at Kansas St., Oct. 8, 1949	100
3. Joe Walker, ROV, vs. Louisiana Tech, Aug. 29, 1998	99
Tyrone Hughes, WB, at Kansas St., Oct. 6, 1990	99
5. Keith Jones, IB, vs. Kansas, Nov. 16, 1985	98
Johnny Rodgers, WB, vs. Texas A&M, Sept. 25, 1971	98
7. Mike Rozier, IB, at Kansas St., Nov. 7, 1981	93
8. Pat Fischer, HB, vs. Penn St., Sept. 20, 1958	92
Bob Smith, HB, at Missouri, Oct. 27, 1951	92
10. Frank Solich, FB, vs. Oklahoma State, Nov. 14, 1964	89
<b>Bowl Game Record</b>	
Willie Ross, HB, vs. Miami, Dec. 15, 1962, Gotham Bowl	92

## Kick Return Season

**Returns:** 42; Josh Davis, IB, 2002 (994 yards)  
**Yards:** 994; Josh Davis, IB, 2002 (42 ret.)  
**Yards Per Return (min. 5 ret.):** 33.71; Pat Fischer, HB, 1958 (7 ret., 236 yards)  
**Touchdowns:** 1; by several players, most recently Joe Walker, ROV, vs. Louisiana Tech, Aug. 29, 1998 (99 yards)

## Top 10 Season Kickoff Return Yards

Player, Opponent, Year	Yards
1. Josh Davis, IB, 2002 (42 ret.)	994
2. Josh Davis, IB, 2001 (25 ret.)	675
3. Josh Davis, IB, 2003 (23 ret.)	596
4. Tyrone Hughes, WB, 1990 (18 ret.)	523
5. Dana Brinson, WB, 1988 (23 ret.)	510
6. Tierre Green, IB, 2004 (26 ret.)	498
7. Tyrone Hughes, WB, 1992 (19 ret.)	424
8. Joe Walker, ROV, 1997 (15 ret.)	389
9. Frank Solich, FB, 1965 (17 ret.)	372
10. Joe Walker, ROV, 1998 (17 ret.)	366

## Kick Return Career

**Returns:** 92; Josh Davis, IB, 2000-03 (2,265 yards)  
**Yards:** 2,265; Josh Davis, IB, 2000-03 (92 ret.)  
**Yards Per Return (min. 10 ret.):** 28.29; Tyrone Hughes, WB, 1989-92 (51 ret., 1,443 yards)  
**Touchdowns:** 1; by several players, most recently Joe Walker, ROV, 1997-00

## Top 10 Career Kickoff Return Yards

Player, Opponent, Years	Yards
1. Josh Davis, IB, 2000-03 (92 ret.)	2,265
2. Tyrone Hughes, WB, 1989-92 (51 ret.)	1,443
3. Joe Walker, ROV, 1997-00 (53 ret.)	1,159
4. Dana Brinson, WB, 1985-88 (51 ret.)	1,154
5. Johnny Rodgers, WB, 1970-72 (35 ret.)	847
6. Frank Solich, FB, 1963-65 (35 ret.)	818
7. Ron Clark, HB, 1949-50-54	797
8. Pat Fischer, HB, 1958-60 (31 ret.)	786
9. Bob Smith, HB, 1951-54 (31 ret.)	783
10. Damon Benning, IB, 1993-96 (32 ret.)	770



# Team Offensive Records

## Scoring Game

**Most Points:** 119; vs. Haskell (0), Nov. 24, 1910  
Modern era: 84; at Minnesota (13), Sept. 17, 1983  
**Fewest Points:** 0; 99 times, most recently at Arizona St. (19), Sept. 21, 1996  
**Victory Margin:** 119; vs. Haskell (119-0), Nov. 24, 1910  
Modern era: 71; at Minnesota (84-13), Sept. 17, 1983  
**Losing Margin:** 60; at Texas Tech (10-70), Oct. 9, 2004  
**Most Points, Half:** 1st: 63; vs. Arizona St., Sept. 16, 1995; vs. Iowa St., Nov. 15, 1997  
2nd: 56; vs. Oklahoma, Nov. 2, 1996  
**Most Points, Quarter:** 1st: 38; vs. Baylor, Oct. 21, 2000  
2nd: 35; at Kansas, Nov. 4, 1978; vs. Kansas, Oct. 26, 1996  
3rd: 48; vs. Colorado, Oct. 22, 1983  
4th: 30; at Hawaii, Dec. 4, 1982  
**Most Touchdowns:** 12; at Minnesota, Sept. 17, 1983  
**Fewest Touchdowns:** 0; several times, most recently at Oklahoma, Nov. 13, 2004  
**Most PATs Made, Kick:** 11; at Army, Sept. 23, 1972; vs. Arizona St., Sept. 16, 1995; vs. Iowa St., Nov. 15, 1997  
**Most 2PATs Made:** 5; at Kansas, Nov. 10, 1962 (5 att.)  
**Most 2PATs Attempted:** 5; at Kansas, Nov. 10, 1962 (5 made)  
**Most Field Goals Made:** 7; at Missouri, Oct. 19, 1985 (ties NCAA record, 7 att.)  
**Most Field Goals Attempted:** 7; at Missouri, Oct. 19, 1985 (ties NCAA record, 7 made)  
**Most Safeties:** 1; several times, most recently vs. Kansas, Nov. 5, 2005  
**Quickest Score:** 0:07; Terrell Farley 21-yard fumble return at Texas Tech, Oct. 19, 1996

## Top 10 Scoring Games (all time)

NU Opponent, Date	Points
1. vs. Haskell (0), Nov. 24, 1910	119
2. vs. Kearney State (0), Oct. 7, 1911	117
3. at Creighton (0), Oct. 28, 1905	102
4. vs. Nebraska Wesleyan (0), Oct. 6, 1917	100
5. vs. Doane (0), Nov. 23, 1907	85
6. at Minnesota (13), Sept. 17, 1983	84
7. vs. Bellevue (0), Oct. 5, 1912	81
8. vs. Iowa State (14), Nov. 15, 1997	77
vs. Arizona State (28), Sept. 16, 1995	77
at Army (7), Sept. 23, 1972	77

## Scoring Season

**Most Points:** 624; 1983 (NCAA record)  
**Fewest Points:** 21; 1892  
**Most Points Per Game:** 52.4; 1995 (576 in 11 games)  
**Fewest Points Per Game:** 4.2; 1892 (21 in 5 games)  
**Most Touchdowns:** 89; 1983 (NCAA record)  
**Fewest Touchdowns:** 10; 1957, 1958  
**Most PATs Made, Kick:** 77; 1983 (NCAA record, 85 att.)  
**Fewest PATs Made, Kick:** 4; 1957 (10 att.)  
**Most 2PATs Made (since 1958):** 11; 1962 (20 att.)  
**Fewest 2PATs Made (since 1958):** 0; several times, most recently 2003  
**Most 2PATs Attempted (since 1958):** 20; 1962 (11 made)  
**Fewest 2PATs Attempted (since 1958):** 0; several times, most recently 1998  
**Most Field Goals Made:** 19; 2005 (23 att.)  
**Fewest Field Goals Made:** 0; several times, most recently 1951  
**Most Field Goals Attempted:** 24; 1985 (15 made); 2003 (15 made)  
**Fewest Field Goals Attempted:** 1; several times, most recently 1951  
**Best Field Goal Pct. (min. 10 att.):** 85.7; 1997 (18-21)  
**Most Safeties:** 3; 1989, 1999

## First Downs, Game

**Most First Downs:** 44; vs. Utah St., Sept. 7, 1991 (NCAA record)  
**Fewest First Downs:** 0; vs. Colorado, Nov. 18, 1961  
**Most First Downs by Rush:** 36; vs. New Mexico St., Sept. 18, 1982 (NCAA record)  
**Fewest First Downs by Rush:** 0; vs. Colorado, Nov. 18, 1961  
**Most First Downs by Pass:** 24; vs. Texas Tech, Oct. 8, 2005

**Fewest First Downs by Pass:** 0; several times, most recently at Iowa St., Nov. 8, 1986  
**Most First Downs by Penalty:** 6; vs. USC, Sept. 20, 1969; vs. Louisiana Tech, Aug. 29, 1998  
**Fewest First Downs by Pass:** 0; several times, most recently at Kansas, Nov. 5, 2005

## First Downs, Season

**Most First Downs:** 329; 1982  
**Fewest First Downs:** 56; 1947  
**Most First Downs by Rush:** 249; 1982  
**Fewest First Downs by Rush:** 42; 1947  
**Most First Downs by Pass:** 124; 2005  
**Fewest First Downs by Pass:** 12; 1947  
**Most First Downs by Penalty:** 26; 2005  
**Fewest First Downs by Penalty:** 1; 1946

## Rushing, Game

**Most Yards:** 677; vs. New Mexico St., Sept. 18, 1982 (NCAA record, 78 att.)  
**Fewest Yards:** -17; vs. Oklahoma, Nov. 24, 1951 (33 att.)  
**Most Attempts:** 86; vs. South Dakota, Sept. 20, 1952 (398 yards)  
**Fewest Attempts:** 19; at Missouri, Oct. 22, 2005 (-2 yards)  
**Most Yards Per Attempt:** 10.82; at Minnesota, Sept. 17, 1983 (55 att., 595 yards)  
**Fewest Yards Per Attempt:** -0.52; vs. Oklahoma, Nov. 24, 1951 (33 att., -17 yards)  
**Most Touchdowns:** 9; at Minnesota, Sept. 17, 1983; vs. Oregon, Sept. 28, 1985; vs. Iowa St., Nov. 15, 1997

## Top 10 Rushing Games

NU Opponent, Date	Yards
1. New Mexico St., Sept. 18, 1982 (78 att.)	677
2. at Baylor, Oct. 13, 2001 (73 att.)	641
3. Iowa St., Nov. 4, 1995 (68 att.)	624
4. Utah St., Sept. 7, 1991 (77 att.)	617
5. Iowa St., Nov. 7, 1987 (70 att.)	604
6. at Minnesota, Sept. 17, 1983 (55 att.)	595
7. Oklahoma St., Oct. 15, 1988 (60 att.)	570
8. Pacific, Sept. 23, 1995 (70 att.)	569
9. Kansas, Nov. 12, 1983 (66 att.)	567
10. at Iowa St., Nov. 5, 1988 (68 att.)	566

## Fewest Rushing Yards in a Game

NU Opponent, Date	Yards
1. Oklahoma, Nov. 24, 1951 (33 att.)	-17
2. at Missouri, Oct. 22, 2005 (19 att.)	-2
3. Oklahoma, Oct. 22, 1949 (38 att.)	4
4. at Penn St., Oct. 15, 1949 (35 att.)	5
5. at Missouri, Nov. 18, 1967 (44 att.)	11
at Syracuse, Oct. 18, 1958 (35 att.)	11
7. Minnesota, Oct. 1, 1949 (38 att.)	14
8. Oklahoma, Oct. 29, 2005 (34 att.)	16
9. at Kansas, Nov. 5, 2005 (22 att.)	21
10. at Oklahoma, Nov. 13, 1948 (28 att.)	22

## Rushing, Season

**Most Yards:** 4,820; 1983 (724 att.)  
**Fewest Yards:** 918; 1947 (315 att.)  
**Most Yards Per Game:** 401.7; 1983 (4,820 yards/12 games)  
**Fewest Yards Per Game:** 96.0; 2005 (1,152 yards/12 games)  
**Most Attempts:** 762; 1982 (4,732 yards)  
**Fewest Attempts:** 315; 1947 (918 yards)  
**Most Yards Per Attempt:** 7.01; 1995 (627 att., 4,398 yards)  
**Fewest Yards Per Attempt:** 2.57; 1958 (442 att., 1,135 yards)  
**Most Yards Lost:** 580; 1951  
**Fewest Yards Lost:** 157; 1974  
**Most Touchdowns:** 66; 1983, 1997  
**Fewest Touchdowns:** 3; 1958

## Passing, Game

**Most Yards:** 431; vs. Iowa St., Oct. 1, 2005 (55 att., 36 comp.)  
**Fewest Yards:** -3; at Iowa St., Nov. 8, 1986 (9 att., 1 comp.)  
**Most Attempts:** 55; vs. Iowa St., Oct. 1, 2005 (36 comp.) vs. Colorado, Nov. 26, 2004 (29 comp.)

**Fewest Attempts:** 1; at Iowa St., Nov. 12, 1949 (0 comp.)  
**Most Completions:** 36; vs. Iowa St., Oct. 1, 2005 (55 att.)  
**Fewest Completions:** 0; eight times, most recently vs. Colorado, Nov. 18, 1961  
**Best Completion Pct. (min. 15 att.):** 85.19; at Kansas, Oct. 19, 1974 (27 att., 23 comp.)  
**Low Completion Pct. (min. 15 att.):** 17.65; three times, most recently at Iowa St., Nov. 9, 1957 (17 att., 3 comp.)  
**Most Yards Per Attempt (min. 15 att.):** 17.1; vs. Baylor, Oct. 16, 2004 (20 att., 342 yards)  
**Fewest Yards Per Attempt (min. 15 att.):** 0.59; at Penn St., Oct. 15, 1949 (17 att., 10 yards)  
**Most Yards Per Completion (min. 10 comp.):** 28.30; at Kansas, Nov. 4, 1978 (10 comp., 283 yards)  
**Fewest Yards Per Completion (min. 10 comp.):** 5.33; at Minnesota, Oct. 2, 1948 (12 comp., 64 yards)  
**Most Attempts, No INT:** 55; vs. Iowa St., Oct. 1, 2005  
**Most Interceptions:** 5; at Texas Tech, Oct. 9, 2004 (42 att.) vs. Pittsburgh, Nov. 13, 1954 (23 att.)  
**Highest INT Pct. (min. 15 att.):** 26.67; at Oklahoma, Nov. 23, 1985 (15 att., 4 int.)  
**Most Touchdown Passes:** 5; vs. Baylor, Oct. 16, 2004 (20 att.); vs. Iowa, Sept. 23, 2000 (13 att.) vs. UCLA, Sept. 12, 1987 (15 att.); at Missouri, Oct. 31, 1987 (15 att.)  
**Best Touchdown Pct. (min. 15 att.):** 33.33; vs. UCLA, Sept. 12, 1987; at Missouri, Oct. 31, 1987 (both 15 att., 5 TD)  
**Best NCAA Rating (min. 15 att.):** 298.2; vs. UCLA, Sept. 12, 1987 (15-10-0/217/5)  
**Low NCAA Rating (min. 15 att.):** -24.5; at Penn St., Oct. 15, 1949 (17-3-4/10/0)

## Top 10 Passing Games

NU Opponent, Date	Yards
1. vs. Iowa St., Oct. 1, 2005 (55 att., 36 comp.)	431
2. at Colorado, Nov. 25, 2005 (48 att., 27 comp.)	392
3. at Kansas, Oct. 21, 1972 (38 att., 19 comp.)	360
4. Baylor, Oct. 16, 2004 (20 att., 13 comp.)	342
5. Missouri, Oct. 14, 1972 (29 att., 20 comp.)	329
6. Oklahoma St., Oct. 28, 1972 (40 att., 18 comp.)	319
7. Utah, Sept. 21, 1968 (32 att., 19 comp.)	314
8. Colorado, Nov. 26, 2004 (55 att., 29 comp.)	306
9. Wisconsin, Sept. 29, 1973 (36 att., 25 comp.)	297
10. Arizona St., Sept. 16, 1995 (20 att., 12 comp.)	292
at Missouri, Oct. 13, 1973 (30 att., 20 comp.)	292

## Fewest Passing Yards in a Game

NU Opponent, Date	Yards
1. at Iowa St., Nov. 8, 1986 (9 att., 1 comp.)	-3
2. eight times, most recently vs. Colorado, Nov. 18, 1961	0
10. at Colorado, Nov. 28, 1987 (6 att., 3 comp.)	3

## Passing, Season

**Most Yards:** 2,692; 2005 (444 att., 239 comp.)  
**Fewest Yards:** 321; 1960 (72 att., 24 comp.)  
**Most Yards Per Game:** 224.3; 2005 (2,692 yards/12 games)  
**Fewest Yards Per Game:** 32.1; 1960 (321 yards/10 games)  
**Most Attempts:** 444; 2005 (239 comp.)  
**Fewest Attempts:** 72; 1960 (24 comp.)  
**Most Completions:** 239; 2005 (444 att.)  
**Fewest Completions:** 24; 1960 (72 att.) vs. Colorado, Nov. 18, 1961  
**Best Completion Pct.:** 62.35; 1970 (247 att., 154 comp.)  
**Low Completion Pct.:** 28.57; 1947  
**Most Yards Per Attempt:** 9.09; 1978 (198 att., 1,800 yards)  
**Fewest Yards Per Attempt:** 3.91; 1959 (101 att., 395 yards)  
**Most Yards Per Completion:** 19.64; 1989 (55 comp., 1,080 yards)  
**Fewest Yards Per Completion:** 11.16; 1958 (37 comp., 413 yards)  
**Most Interceptions:** 23; 2004 (322 att.)  
**Fewest Interceptions:** 3; 1989 (168 att.); 1996 (222 att.)  
**Highest INT Pct.:** 17.82; 1957 (101 att., 18 INT) 1985 (15 att., 4 int.)  
**Low Interception Pct.:** 1.35; 1996 (222 att., 3 INT)  
**Most Touchdown Passes:** 23; 1972 (306 att.); 1989 (168 att.)  
**Fewest Touchdown Passes:** 1; 1957 (101 att.); 1960 (72 att.)  
**Best Touchdown Pct.:** 13.69; 1989 (168 att., 23 TD)  
**Low Touchdown Pct.:** 0.99; 1957 (101 att., 1 TD)

# Nebraska Team Records

**Best NCAA Rating:** 166.9; 1989 (168-83-3/1,518/23)  
**Low NCAA Rating:** 35.9; 1957 (101-33-18/428/1)

## Total Offense, Game

**Most Yards:** 883; vs. New Mexico St., Sept. 18, 1982 (677 rush, 206 pass)  
**Fewest Yards:** 15; at Penn St., Oct. 15, 1949 (5 rush, 10 pass)  
**Most Yards, Half:** 508 (1st); vs. Arizona St., Sept. 16, 1995 (284 rush, 224 pass)  
**Most Attempts:** 108; at Missouri, Oct. 9, 1971 (73 rush, 35 pass)  
**Fewest Attempts:** 35; three times, most recently vs. Colorado, Nov. 18, 1961 (23 rush, 12 pass)  
**Most Yards Per Attempt:** 11.29; at Minnesota, Sept. 17, 1983 (70 att., 790 yards)  
**Fewest Yards Per Attempt:** 0.29; at Penn St., Oct. 15, 1949 (52 att., 15 yards)

## Top 10 Total Offense Games

NU Opponent, Date (Rush-Pass-Attempts)	Yards
1. New Mexico St., Sept. 18, 1982 (677-206-104)	883
2. at Kansas, Nov. 4, 1978 (516-283-77)	799
3. at Minnesota, Sept. 17, 1983 (595-195-70)	790
4. Utah St., Sept. 7, 1991 (617-170-98)	787
5. Iowa St., Nov. 4, 1995 (624-152-89)	776
6. Pacific, Sept. 23, 1995 (569-162-106)	731
7. Kansas St., Oct. 7, 1989 (542-181-87)	723
8. Colorado, Oct. 10, 1981 (541-173-90)	719
9. Pacific, Sept. 24, 1994 (510-189-81)	699
10. Colorado St., Sept. 14, 1991 (529-167-76)	696

## Lowest Total Offense Games by Nebraska

NU Opponent, Date (Attempts)	Yards
1. at Penn St., Oct. 15, 1949 (52)	15
2. Colorado, Nov. 18, 1961 (35)	31
3. Oklahoma, Oct. 22, 1949 (50)	38
4. at Syracuse, Oct. 18, 1958 (45)	41
at Oklahoma, Nov. 24, 1951 (51)	41
6. at Kansas, Nov. 5, 1960 (39)	50
7. at Iowa St., Oct. 11, 1947 (35)	62
8. at UCLA, Nov. 30, 1946 (43)	63
9. Indiana, Oct. 26, 1946 (68)	68
10. at Indiana, Oct. 17, 1959 (39)	76
at Pittsburgh, Oct. 12, 1957 (45)	76

## Total Offense Season

**Most Yards:** 6,560; 1983 (4,820 rush, 1,740 pass)  
**Fewest Yards:** 1,275; 1947 (918 rush, 357 pass)  
**Most Yards Per Game:** 556.3; 1995 (399.8 rush., 156.5 pass)  
**Fewest Yards Per Game:** 141.7; 1947 (102.0 rush, 39.7 pass)  
**Most Attempts:** 1,076; 1971 (696 rush, 380 pass)  
**Fewest Attempts:** 406; 1947 (315 rush, 91 pass)  
**Most Yards Per Attempt:** 7.16; 1983 (6,560 yards, 916 att.)  
**Fewest Yards Per Attempt:** 2.9; 1958 (1,548 yards, 526 att.)

## Penalties

**Most Penalties, Game:** 14; two times, most recently at Missouri, Oct. 27, 1951 (75 yards)  
**Fewest Penalties, Game:** 0; several times, most recently vs. Maine, Sept. 3, 2005  
**Most Penalty Yards, Game:** 141; vs. Penn St., Sept. 27, 1980 (10 penalties)  
**Fewest Penalty Yards, Game:** 0; several times, most recently vs. Maine, Sept. 3, 2005  
**Most Penalties, Season:** 89; 2003 (710 yards); 2005 (693 yards)  
**Fewest Penalties, Season:** 33; 1960 (324 yards)  
**Most Penalty Yards, Season:** 784; 2002 (85 penalties)  
**Fewest Penalty Yards, Season:** 256; 1957 (36 penalties)

## Turnovers, Game

**Most Turnovers:** 8; vs. Colorado, Oct. 21, 1967 (4 FL, 4 INT); at Iowa St., Nov. 11, 1972 (6 FL, 2 INT)  
**Fewest Turnovers:** 0; several times, most recently at Colorado, Nov. 25, 2005  
**Best Turnover Margin:** +8; at Kansas St., Oct. 8, 1949 (0-8); vs. Texas A&M, Oct. 18, 2003 (0-8)



Sam Koch led the Huskers to the best punting season in school history in 2005. Nebraska averaged 45.9 yards per punt, while Koch averaged 46.5 yards per boot.

**Low Turnover Margin:** -7; vs. Missouri, Oct. 19, 1968 (7-0)  
**Most Fumbles:** 10; vs. Kansas State, Nov. 13, 1999 (lost 3)  
**Fewest Fumbles:** 0; several times, most recently vs. Michigan, Dec. 28, 2005 (Alamo Bowl)  
**Most Fumbles Lost:** 6; several times, most recently at Iowa St., Nov. 13, 1976 (8 fumbles)  
**Fewest Fumbles Lost:** 0; several times, most recently vs. Michigan, Dec. 28, 2005 (Alamo Bowl)  
**Most Interceptions Thrown:** 5; at Texas Tech, Oct. 9, 2004 vs. Pittsburgh, Nov. 13, 1954  
**Fewest Interceptions Thrown:** 0; several times, most recently at Colorado, Nov. 25, 2005

## Turnovers, Season

**Most Turnovers:** 40; 1967 (25 FL, 15 INT); 1972 (20 FL, 20 INT)  
**Fewest Turnovers:** 12; 1992 (5 FL, 7 INT)  
**Best Turnover Margin:** +26; 1971 (21-47)  
**Low Turnover Margin:** -18; 1967 (40-22)  
**Most Fumbles:** 49; 1999 (lost 25)  
**Fewest Fumbles:** 16; 1991 (lost 9)  
**Most Fumbles Lost:** 26; 1954 (45 fumbles); 1976 (34 fumbles)  
**Fewest Fumbles Lost:** 5; 1992 (20 fumbles)  
**Most Interceptions Thrown:** 23; 2004  
**Fewest Interceptions Thrown:** 3; 1989, 1996

## Punting, Game

**Most Punts:** 18; vs. Notre Dame, Nov. 28, 1918  
**Fewest Punts:** 0; nine times, most recently vs. Kansas, Nov. 4, 2000  
**Best Average (min. 3 punts):** 57.6; vs. Colorado, Nov. 26, 1999 (7 punts, 403 yards)

## Punting, Season

**Most Punts:** 77; 1968 (38.8 avg.)  
**Fewest Punts:** 29; 1995 (38.1 avg.)  
**Best Average:** 45.9; 2005 (72 punts, 3,302 yards)  
**Lowest Average:** 30.3; 1953 (50 punts, 1,514 yards)

## Punt Returns, Game

**Most Returns:** 11; at Minnesota, Sept. 17, 1983 (120 yards)  
**Most Return Yards:** 205; vs. Utah St., Sept. 5, 1987 (6 ret.)  
**Best Return Average (min. 3 returns):** 34.17; vs. Utah St., Sept. 5, 1987 (6 ret., 205 yards)  
**Most Return Touchdowns:** 2; vs. Kansas, Nov. 12, 1983; vs. Utah St., Sept. 5, 1987; vs. Troy St., Aug. 31, 2002

## Punt Returns Season

**Most Returns:** 65; 2001 (853 yards)  
**Fewest Returns:** 17; 1956 (215 yards); 1960 (296 yards)  
**Most Return Yards:** 853; 2001 (65 ret.)

**Fewest Return Yards:** 141; 1955 (19 ret.)  
**Best Return Average:** 17.41; 1960 (17 ret., 296 yards)  
**Lowest Return Average:** 5.74; 1979 (38 ret., 218 yards)  
**Most Return Touchdowns:** 6; 2002 (includes one in bowl game)

## Kickoff Returns, Game

**Most Returns:** 9; at Oklahoma, Nov. 20, 1954; at Oklahoma, Nov. 24, 1956  
**Most Return Yards:** 194; at Iowa St., Nov. 13, 1976 (8 ret.)  
**Best Return Average (min. 3 att.):** 51.00; at Kansas St., Oct. 6, 1990 (3 ret., 153 yards)  
**Most Return Touchdowns:** 1; several games, most recently vs. Louisiana Tech, Aug. 29, 1998

## Kickoff Returns Season

**Most Returns:** 48; 2002 (1,071 yards)  
**Fewest Returns:** 14; 1967 (248 yards); 1980 (344 yards)  
**Best Return Average:** 27.85; 1990 (26 ret., 724 yards)  
**Lowest Return Average:** 14.76; 1961 (25 ret., 369 yards)  
**Most Return Touchdowns:** 1; several times, most recently 1998

## Rushing Defense

### Fewest Rushing Yards Allowed, Game

(includes all negative yardage games)

NU Opponent, Date (Attempts)	Yards
1. Kansas St., Oct. 16, 1976 (39 att.)	-45
2. Kansas, Oct. 16, 1971 (35 att.)	-42
3. Oregon St., Sept. 30, 1989 (27 att.)	-36
4. Troy St., Sept. 1, 2001 (35 att.)	-25
5. Louisiana Tech, Aug. 29, 1998 (14 att.)	-21
at Kansas, Nov. 15, 1986 (22 att.)	-21
7. Kansas St., Oct. 21, 1995 (26 att.)	-19
8. South Dakota St., Sept. 21, 1963 (32 att.)	-17
9. South Carolina, Oct. 3, 1987 (22 att.)	-14
10. Oklahoma St., Oct. 18, 1980 (39 att.)	-13
11. at Army, Sept. 23, 1972 (37 att.)	-12
12. Kansas St., Oct. 5, 1946 (33 att.)	-11
13. North Dakota, Sept. 23, 1961 (37 att.)	-8
14. at Kansas St., Oct. 15, 1994 (23 att.)	-7
15. Maine, Sept. 3, 2005 (37 att.)	-6
16. Iowa St., Nov. 4, 1967 (39 att.)	-5
17. Western Illinois, Sept. 4, 2004 (35 att.)	-3
at Colorado, Oct. 24, 1964 (36 att.)	-3
19. Utah St., Sept. 5, 1987 (29 att.)	-1
<b>Bowl Game</b>	
Florida, Jan. 2, 1996, Fiesta Bowl (21 att.)	-28

# Nebraska Team Records

## Fewest Rushing Yards Allowed

### Per Game, Season

Season (National/Conference Rank)	Yards Per Game
1. 1967 (4th National/1st Big Eight)	67.5
2. 1997 (3rd National/1st Big 12)	73.4
3. 1999 (6th National/1st Big 12)	77.1
4. 1995 (2nd National/1st Big Eight)	78.4
5. 1984 (4th National)	78.8
6. 1994 (4th National/1st Big Eight)	79.3
7. 1996 (5th National/1st Big 12)	83.8
8. 1971 (2nd National/1st Big Eight)	85.9
9. 1980 (3rd National/1st Big Eight)	88.0
10. 1979 (2nd National/1st Big Eight)	93.1

## Passing Defense

### Fewest Passing Yards Allowed, Game

NU Opponent, Date (Completions-Attempts)	Yards
1. Nine times, most recently, Okla. St., Oct. 10, 1992	0
10. at Iowa St., Nov. 12, 1949 (4-17) 2	

**Bowl Game**

vs. Oklahoma, Jan. 1, 1979, Orange Bowl (2-3)	47
vs. Alabama, Jan. 1, 1972, Orange Bowl (3-13)	47

## Fewest Passing Yards Allowed

### Per Game, Season

Season (National/Conference Rank)	Yards Per Game
1. 1973 (1st National/1st Big Eight)	39.9
2. 1955 (11th National/1st Big Eight)	44.9
3. 1949	66.1
4. 1960	66.4
5. 1965 (3rd National/1st Big Eight)	66.5
6. 1953	72.7
7. 1956	76.2
8. 1961	80.0
9. 1957	80.6
10. 1954	82.2

## Total Defense

### Fewest Total Yards Allowed, Game

NU Opponent, Date (Rush, Pass)	Yards
1. South Dakota St., Sept. 21, 1963 (-17, 48)	31
2. North Dakota, Sept. 23, 1961 (-8, 42)	34
3. Kansas St., Oct. 17, 1964 (28, 8)	36

4. Kansas St., Oct. 5, 1946 (-11, 58)	47
5. Kansas, Oct. 25, 1997 (21, 27)	48
6. at Colorado, Oct. 24, 1964 (-3, 54)	51
7. at Iowa St., Nov. 3, 1984 (16, 37)	53
8. Kansas, Oct. 16, 1971 (-42, 98)	56
9. at Kansas, Oct. 21, 1972 (32, 31)	63
10. Minnesota, Oct. 5, 1974 (29, 35)	64

## Fewest Total Yards Allowed

### Per Game, Season

Season (National/Conference Rank)	Yards Per Game
1. 1967 (1st National/1st Big Eight)	157.6
2. 1964 (2nd National/1st Big Eight)	167.0
3. 1965 (8th National/1st Big Eight)	202.8
4. 1971 (5th National/1st Big Eight)	202.9
5. 1984 (1st National/1st Big Eight)	203.3
6. 1980 (3rd National/1st Big Eight)	210.7
6. 1963	212.0
7. 1979 (5th National/1st Big Eight)	216.6
8. 1972 (4th National/1st Big Eight)	217.4
9. 1962	219.3
10. 1975 (8th National/1st Big Eight)	224.1

## Pass Breakups

**Most PBU, Game:** 20; at UCLA, Sept. 22, 1984 (43 att.)  
**Most PBU, Season:** 90; 2000

## Top Five Games, Pass Breakups

NU Opponent, Date (Attempts)	PBU
1. at UCLA, Sept. 22, 1984 (43 att.)	20
2. Kansas, Oct. 2, 2004 (49 att.)	17
at Iowa St., Oct. 7, 2000 (43 att.)	17
4. at Pittsburgh, Sept. 18, 2004 (45 att.)	16
vs. Colorado, Nov. 29, 1996 (38 att.)	16

## Sacks (Since 1981)

**Total Sacks, Game:** 11; vs. Oregon St., Sept. 30, 1989 (89 yards); vs. Maine, Sept. 3, 2005 (69 yards)  
**Most Yards Lost by Sacks, Game:** 89; vs. Oregon St., Sept. 30, 1989 (11 sacks)  
**Most Total Sacks, Season:** 53; 1999 (395 yards lost)  
**Fewest Total Sacks, Season:** 25; 2004 (164 yards); 2000 (145 yards lost)  
**Most Yards Lost by Sacks, Season:** 395; 1999 (53 sacks)  
**Fewest Yards Lost by Sacks, Season:** 145; 2000 (25 sacks)

## Top Five Games, Sacks

NU Opponent, Date (Yards)	Sacks
1. vs. Oregon St., Sept. 30, 1989 (89)	11
vs. Maine, Sept. 3, 2005 (69)	11
3. at Oklahoma, Nov. 19, 1988 (50)	10
4. vs. Kansas St., Oct. 21, 1995 (82)	9
vs. Texas Tech, Sept. 11, 1993 (55)	9
vs. Kansas, Nov. 16, 1985 (68)	9
vs. New Mexico, Oct. 5, 1985 (59)	9

## Top Five Games, Sacks (Yards)

NU Opponent, Date (Sacks)	Yards
1. vs. Oregon St., Sept. 30, 1989 (11)	89
2. vs. Kansas St., Oct. 21, 1995 (9)	82
3. vs. Maine, Sept. 3, 2005 (11)	69
4. vs. Troy St., Sept. 1, 2001 (8)	68
vs. Kansas, Nov. 16, 1985 (9)	68

## Tackles for Loss (Since 1965)

**Most TFL, Game:** 18; vs. Iowa St., Nov. 8, 1969 (112 yards); vs. Maine, Sept. 3, 2005 (89 yards)  
**Most Yards Lost, Game:** 112; vs. Iowa St., Nov. 8, 1969 (18 TFL)  
**Most TFL, Season:** 140; 2005 (573 yards lost)  
**Fewest TFL, Season:** 32; 1988 (390 yards lost)  
**Most Yards Lost, Season:** 597; 1980 (95 tackles for loss)  
**Fewest Yards Lost, Season:** 115; 1982 (48 tackles for loss)

## Top Five Games, Tackles for Loss (TFL)

NU Opponent, Date (Yards Lost)	TFL
1. vs. Iowa St., Nov. 8, 1969 (112)	18
vs. Maine, Sept. 3, 2005 (89)	18
3. at Iowa St., Nov. 7, 1998 (60)	17
vs. Texas Tech, Oct. 19, 1996 (55)	17
5. vs. Oregon, Sept. 14, 1974 (83)	16
vs. Baylor, Oct. 12, 1996 (62)	16
vs. Kansas St., Oct. 4, 1997 (50)	16
vs. Texas, Oct. 31, 1998 (29)	16

## Top Five Games, Tackles for Loss (Yards)

NU Opponent, Date (TFL)	Yards
1. vs. Iowa State, Nov. 8, 1969 (18)	112
2. vs. Oregon St., Sept. 30, 1989 (13)	96
3. vs. Kansas, Nov. 15, 1986 (13)	94
4. vs. Troy St., Sept. 1, 2001 (15)	90
5. vs. Maine, Sept. 3, 2005 (18)	89
vs. Kansas St., Oct. 21, 1995 (14)	89
vs. Kansas St., Oct. 16, 1976 (9)	89

## Opponent Turnovers, Game

**Most Total Turnovers:** 8; several times, most recently vs. Texas A&M, Oct. 18, 2003  
**Most Fumbles:** 10; Auburn, Oct. 3, 1981 (5 lost)  
**Most Fumbles Lost:** 6; several times, most recently at Iowa St., Nov. 15, 1980  
**Most Interceptions Thrown:** 7; vs. Kansas St., Nov. 14, 1970 (184 yards)  
**Most NU Interception Return Yards:** 184; vs. Kansas St., Nov. 14, 1970 (7 INT)  
**Most NU Interception Return Touchdowns:** 2; vs. Oklahoma St., Oct. 24, 1970; vs. Illinois, Sept. 21, 1985; vs. Michigan St., Sept. 7, 1996; vs. Wake Forest, Sept. 10, 2005

## Opponent Total Turnovers, Season

**Most Total Turnovers:** 47; 1972 (27 INT, 20 FL); 2003 (32 INT, 15 FL)  
**Fewest Total Turnovers:** 19; 1962 (9 INT, 10 FL); 1993 (10 INT, 9 FL); 2000 (14 INT, 5 FL)  
**Most Fumbles:** 48; 1976 (30 lost)  
**Fewest Fumbles:** 14; 2000 (5 lost)  
**Most Fumbles Lost:** 30; 1976 (48 fumbles)  
**Fewest Fumbles Lost:** 4; 1994 (18 fumbles)  
**Most Interceptions Thrown:** 32; 2003 (259 yards)  
**Fewest Interceptions Thrown:** 6; 1961 (84 yards)  
**Most Interception Return Yards:** 523; 1970 (30 INT)  
**Fewest Interception Return Yards:** 49; 1954 (8 INT)  
**Most Interception Return Touchdowns:** 5; 1971; 1995



Nebraska tied a school record with 18 tackles for loss in the 2005 season-opening victory over the Maine Black Bears at Memorial Stadium. The 89 yards lost by the Black Bears tied for fifth in the school record book.

# Opponent Records

## Scoring, Game

**Points:** 70; at Texas Tech, Oct. 9, 2004  
**Most Points, 1st Half:** 42; at Colorado, Nov. 23, 2001  
**Most Points, 2nd Half:** 49; at Texas Tech, Oct. 9, 2004  
**Most Points, 1st Quarter:** 28; at UCLA, Sept. 10, 1988; at Colorado, Nov. 23, 2001  
**Most Points, 2nd Quarter:** 24; at Oklahoma, Oct. 28, 2000  
**Most Points, 3rd Quarter:** 21; at Texas Tech, Oct. 9, 2004; at Oklahoma, Nov. 25, 1950  
**Most Points, 4th Quarter:** 28; at Texas Tech, Oct. 9, 2004  
**Most Touchdowns:** 10; at Texas Tech, Oct. 9, 2004  
**Most PATs Made by Kick:** 10; at Texas Tech, Oct. 9, 2004 (10 att.)  
**Most 2PATs Made (Since 1958):** 4; at Syracuse, Oct. 18, 1958 (5 att.)  
**Most 2PATs Attempted (Since 1958):** 5; at Syracuse, Oct. 18, 1958 (4 made)  
**Most Field Goals Made:** 5; Penn St., Sept. 26, 1981 (5 att.); Kansas, Oct. 31, 1981 (5 att.)  
**Most Field Goal Attempts (Since 1964):** 5; four times, most recently at Hawaii, Dec. 4, 1982 (3 made)  
**Most Safeties:** 3; Arizona St., Sept. 21, 1996  
**Quickest Score:** 0:06; Kansas St. on NU safety, Oct. 29, 1983

## Top 10 Scoring Games (all time)

NU Opponent, Date (NU Score)	Points
1. at Texas Tech, Oct. 9, 2004 (NU 10)	70
2. at Colorado, Nov. 23, 2001 (NU 36)	62
3. Minnesota, Oct. 6, 1945 (NU 7)	61
4. at Oklahoma, Nov. 20, 1954 (NU 7)	55
5. at Oklahoma, Nov. 24, 1956 (NU 6)	54
at Indiana, Oct. 13, 1945 (NU 14)	54
at Indiana, Oct. 14, 1944 (NU 0)	54
at Missouri, Oct. 30, 1943 (NU 20)	54
Indiana, Oct. 9, 1943 (NU 13)	54
at Minnesota, Oct. 2, 1943 (NU 0)	54

## Scoring, Season

**Most Points:** 335; 2002 (14 games)  
**Fewest Points:** 0; 1890 (2 games); 1902 (9 games)  
**Most Points Per Game:** 32.6; 1943 (8 games, 261 points)  
**Fewest Points Per Game:** 0.0; 1890 (2 games, 0 points); 1902 (9 games, 0 points)  
**Most Touchdowns:** 41; 1948 (10 games); 2002 (14 games)  
**Fewest Touchdowns:** 0; 1890 (2 games); 1902 (9 games)  
**Most PATs Made by Kick:** 38; 2002 (39 att.)  
**Fewest PATs Made by Kick:** 8; 1963 (15 att.); 1980 (10 att.)

**Most 2PATs Made (Since 1958):** 7; 1958 (11 att.)  
**Fewest 2PATs Made (Since 1958):** 0; several times, most recently 2003 (2 att.)  
**Most 2PATs Attempted (Since 1958):** 11; 1958 (7 made)  
**Fewest 2PATs Attempted (Since 1958):** 0; 1971, 1972, 1975  
**Most Field Goals Made:** 18; 2004 (23 att.)  
**Fewest Field Goals Made:** 0; several times, most recently 1957  
**Most Field Goal Attempts:** 23; 2004 (18 made); 1976 (16 made)  
**Fewest Field Goal Attempts:** 3; 1995 (2 made)  
**Most Safeties:** 3; 1996; 2005

## First Downs, Game

**Most First Downs:** 31; Washington, Sept. 21, 1991  
**Fewest First Downs:** 2; Notre Dame, Oct. 20, 1917; South Dakota, Sept. 19, 1964; Colorado, Oct. 24, 1964  
**Note:** Miami had 34 in Dec. 15, 1962, Gotham Bowl  
**Most First Downs by Rush:** 28; Oklahoma, Nov. 23, 1974  
**Fewest First Downs by Rush:** 0; at Wisconsin, Oct. 8, 1966; Minnesota, Oct. 5, 1974; Texas Tech, Oct. 18, 1997  
**Most First Downs by Pass:** 22; Louisiana Tech, Aug. 29, 1998  
**Fewest First Downs by Pass:** 0; several times, most recently by Oklahoma St., Oct. 10, 1992  
**Most First Downs by Penalty:** 6; Oklahoma St., Oct. 15, 1966  
**Fewest First Downs by Penalty:** 0; several times, most recently Maine, Sept. 3, 2005

## First Downs, Season

**Most First Downs:** 272; 2002  
**Fewest First Downs:** 89; 1964  
**Most First Downs by Rush:** 158; 1957  
**Fewest First Downs by Rush:** 46; 1967  
**Most First Downs by Pass:** 132; 2002  
**Fewest First Downs by Pass:** 16; 1955, 1973  
**Most First Downs by Penalty:** 24; 2001  
**Fewest First Downs by Penalty:** 1; 1953

## Rushing, Game

**Most Yards:** 506; at Oklahoma, Nov. 24, 1956 (73 att.)  
**Fewest Yards:** -45; Kansas St., Oct. 16, 1976 (39 att.)  
**Most Attempts:** 83; Oklahoma, Nov. 23, 1974 (482 yards)  
**Fewest Attempts:** 14; La. Tech, Aug. 29, 1998 (-21 yards)  
**Most Yards Per Attempt:** 7.74; at Kansas, Oct. 28, 1950 (43 att., 333 yards)  
**Fewest Yards Per Attempt:** -1.50; La. Tech, Aug. 29, 1998 (14 att., -21 yards)  
**Most Rushing Touchdowns:** 8; at Colorado, Nov. 23, 2001

## Top 10 Rushing Games Against Nebraska

NU Opponent, Date (Attempts)	Yards
1. at Oklahoma, Nov. 24, 1956 (73 att.)	506
2. Notre Dame, Oct. 16, 1948 (70 att.)	502
3. Oklahoma, Nov. 23, 1974 (83 att.)	482
4. Oklahoma, Oct. 22, 1949 (58 att.)	437
5. Oklahoma, Nov. 17, 1984 (70 att.)	423
6. Oklahoma, Nov. 21, 1987 (70 att.)	419
7. at Oklahoma, Nov. 25, 1977 (68 att.)	417
8. at Ohio St., Sept. 29, 1956 (66 att.)	416
9. at Kansas St., Nov. 16, 2002 (57 att.)	415
10. Oklahoma, Nov. 21, 1953 (73 att.)	406

**Bowl Game**  
 Oklahoma, Jan. 1, 1979, Orange Bowl 292

## Rushing, Season

**Most Net Rushing Yards:** 2,787; 1957 (613 att.)  
**Fewest Net Rushing Yards:** 675; 1967 (420 att.)  
**Most Yards Per Game:** 278.7; 1957 (2,787 yards/10 games)  
**Fewest Yards Per Game:** 67.5; 1967 (675 yards/10 games)  
**Most Attempts:** 613; 1957 (2,787 yards)  
**Fewest Attempts:** 341; 1995 (862 yards)  
**Most Yards Per Attempt:** 5.20; 1950 (410 att., 2,131 yards)  
**Fewest Yards Per Attempt:** 1.61; 1967 (420 att., 675 yards)  
**Most Yards Lost:** 667; 1980  
**Fewest Yards Lost:** 164; 1960  
**Most Rushing Touchdowns:** 26; 1950  
**Fewest Rushing Touchdowns:** 4; 1966

## Passing, Game

**Most Yards:** 590; Louisiana Tech, Aug. 29, 1998  
**Fewest Yards:** 0; nine times, most recently Oklahoma St., Oct. 10, 1992  
**Most Attempts:** 68; Louisiana Tech, Aug. 29, 1998 (46 comp.)  
**Fewest Attempts:** 1; South Dakota, Sept. 19, 1964 (0 comp.)  
**Most Yards Per Attempt (min. 15 att.):** 13.56; Kansas St., Oct. 15, 1966 (16 att., 217 yards)  
**Fewest Yards Per Attempts (min. 15 att.):** 0.12; at Iowa St., Nov. 12, 1949 (17 att., 2 yards)  
**Most Completions:** 47; at Texas Tech, Oct. 9, 2004 (61 att.)  
**Fewest Completions:** 0; nine times, most recently Oklahoma St., Oct. 10, 1992  
**Most Yards Per Completion (min. 10 comp.):** 20.87; Kansas St., Nov. 15, 2003 (15 comp., 313 yards)  
**Fewest Yards Per Completion (min. 10 comp.):** 5.00; Iowa St., Nov. 14, 1981 (17 comp., 85 yards)  
**Best Completion Pct. (min. 15 att.):** 80.00; at Minnesota, Sept. 28, 1946 (15 att., 12 comp.)  
**Lowest Completion Pct. (min. 15 att.):** 10.00; at Missouri, Oct. 13, 1973 (20 att., 2 comp.)  
**Most Interceptions:** 7; Kansas St., Nov. 14, 1970 (47 att.)  
**Highest Interception Pct.:** 20.00; five times, most recently at Iowa St., Nov. 3, 1984 (20 att., 4 INT)  
**Most Attempts, No Interceptions:** 42; Colorado, Nov. 26, 1999  
**Note:** Miami had 46, Dec. 15, 1962, Gotham Bowl  
**Most Touchdowns Thrown:** 6; at Texas Tech, Oct. 9, 2004  
**Note:** Florida St. had 4, Jan. 1, 1990, Fiesta Bowl  
**Best Touchdown Pct. (min. 15 att.):** 26.67; at Oklahoma, Nov. 24, 1962 (15 att., 4 TD)  
**Best NCAA Rating (min. 15 att.):** 236.6; Oklahoma, Nov. 24, 1962 (15-9-1/182/4)  
**Lowest NCAA Rating (min. 15 att.):** -2.6; at Iowa St., Nov. 5, 1955 (19-2-2/18/0)

## Top 10 Passing Games Against Nebraska

NU Opponent, Date (Completions-Attempts)	Yards
1. Louisiana Tech, Aug. 29, 1998 (46-68)	590
2. Kansas St., Oct. 16, 1993 (30-52)	489
3. at Texas Tech, Oct. 9, 2004 (47-61)	451
4. at Missouri, Oct. 24, 1992 (29-44)	424
5. Texas, Nov. 2, 2002 (29-47)	419
6. Texas Tech, Oct. 20, 2001 (34-64)	373
Utah St., Sept. 7, 1991 (23-41)	373
7. Texas Tech, Oct. 8, 2005 (34-45)	368



Ola Dagunduro (left) and Corey McKeon (right) celebrate after McKeon's 30-yard interception return for a touchdown against Wake Forest, one of a record-setting three touchdowns by the Blackshirts against the Demon Deacons.

# Opponent Team Records

9. at Iowa St., Nov. 6, 2004 (18-39)	364
10. at Oklahoma St., Oct. 12, 1985 (27-44)	363
<b>Bowl Game Record</b>	
Florida St., Jan. 1, 1990, Fiesta Bowl (25-41)	422

## Passing Season

**Most Yards:** 3,014; 2002 (459 att., 231 comp.)  
**Fewest Yards:** 439; 1973 (142 att., 40 comp.)  
**Most Yards Per Game:** 267.6; 2004 (2,944 yards/11 games)  
**Fewest Yards Per Game:** 39.9; 1973 (439 yards/11 games)  
**Most Attempts:** 459; 2002 (231 comp.)  
**Fewest Attempts:** 104; 1955 (29 comp.)  
**Most Yards Per Attempt:** 8.94; 1948 (144 att., 1,288 yards)  
**Fewest Yards Per Attempt:** 3.09; 1973 (142 att., 439 yards)  
**Most Completions:** 254; 2004 (448 att.)  
**Fewest Completions:** 29; 1955 (104 att.)  
**Most Yards Per Completion:** 17.64; 1948 (73 comp., 1,288 yards)  
**Fewest Yards Per Completion:** 10.61; 2003 (218 comp., 2,312 yards)  
**Best Completion Pct.:** 56.70; 2004 (448 att., 254 comp.)  
**Lowest Completion Pct.:** 27.88; 1955 (104 att., 29 comp.)  
**Most Interceptions:** 32; 2003 (430 att.)  
**Fewest Interceptions:** 6; 1958 (124 att.); 1961 (109 att.)  
**Best Interception Pct.:** 14.40; 1949 (125 att., 18 int.)  
**Lowest Interception Pct.:** 3.19; 1968 (251 att., 8 int.)  
**Most Touchdowns:** 19; 1948 (144 att.)  
**Fewest Touchdowns:** 1; five seasons, most recently 1975  
**Best Touchdown Pct.:** 13.19; 1948 (144 att., 19 TD)  
**Lowest Touchdown Pct.:** 0.46; 1967 (217 att., 1 TD)  
**Best NCAA Rating:** 154.1; 1948 (144-73-11/1,288/19)  
**Lowest NCAA Rating:** 35.3; 1973 (142-40-15/439/1)

## Total Offense, Game

**Most Yards:** 656; at Oklahoma, Nov. 24, 1956 (506 rush, 150 pass)  
**Fewest Yards:** 31; South Dakota St., Sept. 21, 1963 (-17 rush, 48 pass)  
**Most Attempts:** 92; at Oklahoma, Nov. 13, 1948 (79 rush, 13 pass); Iowa St., Nov. 5, 1983 (45 rush, 47 pass)  
**Fewest Attempts:** 34; South Dakota, Sept. 24, 1949 (27 rush, 7 pass)  
**Most Yards Per Attempt:** 8.82; Texas, Dec. 7, 1996 (57 att., 503 yards)  
**Fewest Yards Per Attempt:** 0.63; South Dakota St., Sept. 21, 1963 (49 att., 31 yards)

## Top 10 Total Offense Games Against Nebraska

NU Opponent, Date (Attempts)	Yards
1. at Oklahoma, Nov. 24, 1956 (85 att.)	656
2. Notre Dame, Oct. 16, 1948 (81 att.)	620
3. Washington, Sept. 21, 1991 (87 att.)	618
4. at Colorado, Nov. 23, 2001 (77 att.)	582
5. at Oklahoma, Nov. 20, 1954 (80 att.)	577
6. Louisiana Tech, Aug. 29, 1998 (82 att.)	569
7. Kansas St., Oct. 16, 1993 (82 att.)	565
8. Kansas St., Nov. 15, 2003 (81 att.)	561
9. at Oklahoma, Nov. 13, 1948 (92 att.)	539
10. at Texas Tech, Oct. 9, 2004 (76 att.) at Missouri, Oct. 22, 2005 (87 att.)	523

## Bowl Game

Alabama, Jan. 1, 1966, Orange Bowl (86 att.) 518

## Total Offense, Season

**Most Yards:** 5,067; 2002 (2,053 rush, 3,014 pass)  
**Fewest Yards:** 1,576; 1967 (675 rush, 901 pass)  
**Most Yards Per Game:** 379.5; 1948 (238.4 rush., 141.1 pass)  
**Fewest Yards Per Game:** 167.0; 1964 (100.5 rush, 66.5 pass)  
**Most Attempts:** 1,008; 2002 (549 rush, 459 pass)  
**Fewest Attempts:** 517; 1964 (382 rush, 135 pass)  
**Most Yards Per Attempt:** 7.02; 1950 (3,287 yards, 468 att.)  
**Fewest Yards Per Attempt:** 2.47; 1967 (NCAA record, 1,576 yards, 637 att.)



Terrence Nunn hauled in seven touchdown catches in 2005, including a pair of scoring grabs in Nebraska's Alamo Bowl win over Michigan.

## Penalties

**Most Penalties, Game:** 20; Notre Dame, Oct. 16, 1948 (170 yards)  
**Fewest Penalties, Game:** 0; several times, most recently Iowa, Sept. 4, 1999  
**Most Yards Penalized, Game:** 170; Notre Dame, Oct. 16, 1948 (20 penalties)  
**Fewest Yards Penalized, Game:** 0; several times, most recently Iowa, Sept. 4, 1999  
**Most Penalties, Season:** 103; 1998 (830 yards)  
**Fewest Penalties, Season:** 33; 1967 (260 yards)  
**Most Yards Penalized, Season:** 830; 1998 (103 penalties)  
**Fewest Yards Penalized, Season:** 260; 1967 (33 penalties)

## Turnovers

**Most Turnovers, Game:** 8; several times, most recently Texas A&M, Oct. 18, 2003  
**Most Fumbles, Game:** 10; Auburn, Oct. 3, 1981 (lost 5)  
**Most Fumbles Lost, Game:** 6; several games, most recently at Iowa St., Nov. 15, 1980  
**Most Interceptions Thrown, Game:** 7; Kansas St. (Lynn Dickey), Nov. 14, 1970  
**Most Interceptions By, Game:** 5; at Texas Tech, Oct. 9, 2004 Pittsburgh, Nov. 13, 1954 (51 yards)  
**Most Interception Return Yards, Game:** 188; Colorado, Oct. 21, 1967 (4 ret.)  
**Most Interception Return Touchdowns, Game:** 2; Colorado, Oct. 21, 1967  
**Most Turnovers, Season:** 47; 1972 (27 INT, 20 FL); 2003 (32 INT, 15 FL)  
**Fewest Turnovers, Season:** 19; 1962 (9 INT, 10 FL); 1993 (10 INT, 9 FL); 2000 (14 INT, 5 FL)  
**Most Fumbles, Season:** 48; 1976 (lost 30)  
**Fewest Fumbles, Season:** 14; 2000 (lost 5)  
**Most Fumbles Lost, Season:** 30; 1976 (48 fumbles)  
**Fewest Fumbles Lost, Season:** 4; 1994 (18 fumbles)  
**Most Interceptions Thrown, Season:** 32; 2003  
**Fewest Interceptions Thrown, Season:** 6; 1958, 1962  
**Most Interceptions By, Season:** 23; 2004 (292 yards)  
**Fewest Interceptions By, Season:** 3; 1989 (21 yards); 1996 (33 yards)  
**Most Interception Return Yards, Season:** 292; 2004 (23 ret.)  
**Fewest Interception Return Yards, Season:** 7; 1982 (4 ret.)  
**Most Interception Return Touchdowns, Season:** 3; 1979

## Punting

**Most Punts, Game:** 15; at Kansas, Oct. 21, 1972; Oklahoma St., Oct. 28, 1972  
**Fewest Punts, Game:** 1; at Purdue, Sept. 27, 1958; at Colorado, Oct. 22, 1960  
**Longest Punt:** 93; vs. Kansas St. (Don Birdsey), Oct. 16, 1981  
**Average Per Punt (min. 3 att.), Game:** 60.1; West Virginia, Aug. 28, 1994 (9 punts, 541 yards)  
**Most Punts, Season:** 104; 1999 (4,051 yards)  
**Fewest Punts, Season:** 39; 1953 (1,308 yards)  
**Best Average Per Punt:** 44.4; 1982 (68 punts, 3,016 yards)  
**Lowest Average Per Punt:** 32.1; 1956 (44 punts, 1,412 yards)

## Punt Returns

**Most Punt Returns, Game:** 9; Oklahoma, Nov. 24, 1951 (136 yards)  
**Most Punt Return Yards, Game:** 136; Oklahoma, Nov. 24, 1951 (9 ret.)  
**Best Punt Return Average (min. 3 att.), Game:** 36.00; at Colorado, Nov. 4, 1989 (3 ret., 108 yards)  
**Longest Punt Return, Game:** 91 yards; Baylor (Del Shofner), Nov. 17, 1956  
**Punt Return Touchdowns, Game:** 1; several times, most recently at Kansas (Darren Rus), Nov. 5, 2005  
**Most Punt Returns, Season:** 43; 1947 (503 yards)  
**Fewest Punt Returns, Season:** 5; 1995 (12 yards)  
**Most Punt Return Yards, Season:** 503; 1947 (43 ret.)  
**Fewest Punt Return Yards, Season:** 12; 1995 (5 ret.)  
**Most Yards Per Punt Return, Season:** 16.92; 1989 (13 ret., 220 yards)  
**Fewest Yards Per Punt Return, Season:** 1.94; 1975 (18 ret., 35 yards)  
**Most Punt Return Touchdowns, Season:** 2; 1956, 2002

## Kickoff Returns

**Most Kickoff Return Yards, Game:** 248; Iowa St., Nov. 15, 1997 (10 returns)  
**Most Kickoff Returns, Game:** 11; three times, most recently at Hawaii, Dec. 4, 1976 (112 yards)  
**Best Kickoff Return Average (min. 3 att.), Game:** 42.00; at Colorado, Oct. 25, 1952 (3 ret., 126 yards)  
**Longest Kickoff Return:** 100; at Colorado (Howard Ballage), Oct. 25, 1952; at Notre Dame (Julius Jones), Sept. 9, 2000  
**Most Kickoff Return Touchdowns, Game:** 1; several times, most recently vs. Texas A&M (Jason Carter), Oct. 18, 2003  
**Most Kickoff Return Yards, Season:** 1,297; 1983 (76 ret.)  
**Fewest Kickoff Return Yards, Season:** 291; 1956 (27 ret.)  
**Most Kickoff Returns, Season:** 76; 1983 (1,297 yards)  
**Fewest Kickoff Returns, Season:** 18; 1947 (306 yards)  
**Best Kickoff Return Average, Season:** 24.73; 2004 (30 ret., 742 yards)  
**Lowest Kickoff Return Average, Season:** 10.78; 1956 (27 ret., 291 yards)  
**Most Kickoff Return Touchdowns, Season:** 2; 1949, 1970, 2004

## Field Goals

**Field Goals Made, Game:** 5; vs. Penn St. (Brian Franco), Sept. 26, 1981; vs. Kansas (Bruce Kallmeyer), Oct. 31, 1981  
**Most Field Goal Attempts, Game:** 5; six times, most recently vs. Pittsburgh (Josh Cummings), Sept. 17, 2005  
**Most Missed Field Goals, Game:** 4; vs. Colorado (Mark Mariscal), Nov. 24, 2000  
**Longest Field Goal:** 61; at Kansas St. (Mark Potter), Oct. 22, 1988  
**Most Field Goals Made, Season:** 18; 2004  
**Fewest Field Goals Made, Season:** 0; eight times, most recently 1957  
**Most Field Goal Attempts, Season:** 25; 2005  
**Fewest Field Goal Attempts, Season:** 0; eight times, most recently 1957  
**Most Missed Field Goals, Season:** 12; 2005  
**Fewest Missed Field Goals, Season:** 0; 17 times, most recently 1963



# Opponent Individual Records

## Top 10 Individual Receiving Yards

NU Opponent, Date (Receptions, TDs)	Yards
1. Troy Edwards, La. Tech, Aug. 29, 1998 (21, 3)	405
2. Rod Moore, Utah St., Sept. 7, 1991 (12, 3)	220
3. Curtis Mayfield, at Okla. St., Oct. 21, 1989 (6, 1)	208
4. Keith Poole, Arizona St., Sept. 16, 1995 (6, 3)	200
5. Quincy Morgan, at Kansas St., Nov. 11, 2000 (7, 2)	199
6. Jerome Pathon, at Washington, Sept. 20, 1997 (5, 0)	195
7. Todd Blythe, at Iowa St., Nov. 6, 2004 (8, 1)	188
8. Darnell McDonald, at Kansas St., Nov. 14, 1998 (12, 2)	183
9. James Terry, Kansas St., Nov. 15, 2003 (6, 2)	175
10. Mark Nonsant, C. Florida, Sept. 13, 1997 (7, 0)	174

### Bowl Game Record

Andre Johnson, Miami, Jan. 3, 2002, Rose Bowl (7, 2)	199
--	-----

## Top 10 Individual Receptions in a Game

NU Opponent, Date (Yards, TDs)	Rec.
1. Troy Edwards, La. Tech, Aug. 29, 1998 (405, 3)	21
2. Roy Williams, Texas, Nov. 2, 2002 (161, 2)	13
3. Nehemiah Glover, at Texas Tech, Oct. 9, 2004 (74, 1)	12
Rod Moore, Utah St., Sept. 7, 1991 (220, 3)	12
Darnell McDonald, at Kansas St., Nov. 14, 1998 (183, 2)	12
6. Joel Filani, Texas Tech, Oct. 8, 2005 (163, 3)	11
Rashaun Woods, at Okla. St., Oct. 19, 2002 (134, 1)	11
Carlos Francis, at Texas Tech, Oct. 20, 2001 (169, 0)	11
J.J. Moses, at Iowa St., Oct. 7, 2000 (158, 1)	11
Jason Jacobs, Iowa St., Nov. 5, 1983 (152, 0)	11

### Bowl Game Record

Andy Hamilton, LSU, Jan. 1, 1971, Orange Bowl (146, 0)	9
Ray Perkins, Alabama, Jan. 1, 1966, Orange Bowl (159, 2)	9

## Top 10 Touchdown Receptions in a Game

NU Opponent, Date (Rec., Yards)	TDs
1. Joel Filani, Texas Tech, Oct. 8, 2005 (11, 163)	3
Troy Edwards, La. Tech, Aug. 29, 1998 (21, 405)	3
Keith Poole, Arizona St., Sept. 16, 1995 (6, 200)	3
Rod Moore, Utah St., Sept. 7, 1991 (12, 220)	3
Keith Krepfle, at Iowa St., Nov. 11, 1972 (7, 116)	3
20 times, most recently, Jarrett Hicks, at Texas Tech, Oct. 9, 2004 (3 rec., 107 yards)	2

### Bowl Game Record

8 times, most recently, Andre Johnson, Miami, Jan. 3, 2002, Rose Bowl	2
---	---

## Top 10 Longest Touchdown Receptions

NU Opponent, Date	Yards
1. Joe Stewart (Pete Woods), Missouri, Oct. 23, 1976	98
2. Troy Edwards (Tim Rattay), La. Tech, Aug. 29, 1998	94
3. Eugene Goodlow (Dan Manucci), Kansas St., Oct. 14, 1978	87
4. Ralph McFillen (Larry Corrigan), Kansas St., Oct. 20, 1962	86
5. Dick Graham (Tony Pounds), Okla. St., Oct. 24, 1970	84
6. Arthur Guess (Steve Collins), Oklahoma, Nov. 18, 1989	82
7. Chris Taylor (Randy McCown), at Texas A&M, Oct. 10, 1998	81
8. Jarrett Hicks (Sonny Cumbie), at Texas Tech, Oct. 9, 2004	80
Troy Edwards (Tim Rattay), La. Tech, Aug. 29, 1998	80
Keith Poole (Jake Plummer), Arizona St., Sept. 16, 1995	80
Sterling Sharpe (Todd Ellis), S. Carolina, Oct. 3, 1987	80

### Bowl Game Record

Andre Johnson (Ken Dorsey) Miami, Jan. 3, 2002, Rose Bowl	49
---	----

## Top 10 Individual Total Tackles vs. NU

NU Opponent, Date (UT, AT)	Tackles
1. Larry Gosney, at Okla. St., Oct. 26, 1968 (0, 29)	29
2. Brian Reffner, Iowa St., Nov. 9, 1985 (19, 9)	28
3. Phil Irwin, at Colorado, Oct. 31, 1970 (8, 16)	24
4. Mike Leaders, Iowa St., Nov. 17, 1979 (15, 8)	23
Rocky Martin, at Colorado, Nov. 16, 1968 (3, 20)	23
6. Terry Beeson, at Kansas, Oct. 30, 1976 (15, 7)	22

William Light, at Minnesota, Oct. 3, 1970 (8, 14)	22
Wayne King, at Minnesota, Sept. 28, 1968 (4, 18)	22
9. Dick Chapura, at Missouri, Oct. 19, 1985 (9, 12)	21
Chris Garlich, Missouri, Nov. 18, 1978 (11, 10)	21

## Long Interception Returns for Touchdown

NU Opponent, Date	Yards
1. Gary Hohman, at Minnesota, Oct. 4, 1969	99
2. Jeff Raymond, Colorado, Oct. 21, 1967	76
3. Dick Anderson and Mike Veeder, Colorado, Oct. 21, 1967	73
4. Darryl Lowe, Texas Christian, Sept. 27, 1975	70
5. Bill Roe, Colorado, Oct. 27, 1979	69
6. Norman Mailen, at Kansas, Nov. 8, 1958	66
7. Chijioke Onyenegecha, Oklahoma, Oct. 29, 2005	63
8. Sandy Stephens, at Minnesota, Sept. 26, 1959	55
9. Bob Schoonmaker, at Missouri, Oct. 27, 1951	51
10. Walter Sweeney, Syracuse, Oct. 14, 1961	50

### Bowl Game Record

James Lewis, vs. Miami, Jan. 3, 2002, Rose Bowl	47
---	----

## Longest Punt Returns for Touchdown

NU Opponent, Date	Yards
1. Del Shofner, Baylor, Nov. 17, 1956	91
2. Wes Welker, Texas Tech, Oct. 20, 2001	85
3. Joey Getherall, at Notre Dame, Sept. 9, 2000	83
4. Billy Crockett, at Minnesota, Sept. 26, 1964	80
Bill Brennan, at Iowa St., Nov. 1, 1913	80
6. Darryl Henley, at UCLA, Sept. 10, 1988	75
7. Larry Grigg, Oklahoma, Nov. 24, 1951	72

### Bowl Game Record

Never Accomplished

## Top 10 Long Kickoff Returns for Touchdown

NU Opponent, Date	Yards
1. Julius Jones, at Notre Dame, Sept. 9, 2000	100
Howard Ballage, at Colorado, Oct. 21, 1978	100
3. James Norris, Western Illinois, Sept. 4, 2004	98
Howard Ballage, Colorado, Oct. 22, 1977	98
Dick Graham, Oklahoma St., Oct. 24, 1970	98
6. Arthur Bergman, Notre Dame, 1919	97
7. Marcus Furman, at Pittsburgh, Sept. 18, 2004	96
Vince O'Neil, at Kansas, Oct. 17, 1970	96
Selvie Washington, Wisconsin, Sept. 29, 1973	96
Ted Woods, Colorado, Oct. 22, 1960	96
<b>Bowl Game Record</b>	
Reidel Anthony, vs. Florida, Jan. 2, 1996, Fiesta Bowl	93

## Most Field Goals Against Nebraska

NU Opponent, Date (FGA)	FGM
1. Bruce Kallmeyer, Kansas, Oct. 31, 1981 (5)	5
Brian Franco, Penn St., Sept. 26, 1981 (5)	5
3. Mason Crosby, Colorado, Nov. 26, 2004 (4)	4

Jeremy Aldrich, Colorado, Nov. 29, 1996 (4)	4
Ty Stewart, at Iowa St., Nov. 14, 1992 (5)	4
Jeff Jacke, Missouri, Oct. 29, 1988 (4)	4
Bill Capece, Florida St., Oct. 4, 1980 (4)	4
Mark Zetterberg, at Colorado, Oct. 9, 1976 (4)	4
9. Adam Benike, at Iowa St., Sept. 28, 2002 (4)	3
Robert Treece, Texas Tech, Oct. 20, 2001 (3)	3
Phil Dawson, vs. Texas, Dec. 7, 1996 (3)	3
Scott Blanton, at Oklahoma, Nov. 27, 1992 (3)	3
Cary Blanchard, at Oklahoma St., Oct. 21, 1989 (3)	3
Lee Larsen, at Hawaii, Dec. 4, 1982 (5)	3
Ron Verrilli, Missouri, Nov. 1, 1980 (3)	3
Scott Kollman, at Iowa St., Nov. 6, 1976 (4)	3
Chris Dennis, Miami, Oct. 4, 1975 (3)	3

### Bowl Game Record

Scott Bentley, vs. Florida St., Jan. 1, 1994 Orange Bowl (5)	4
--	---

## Longest Field Goals Against Nebraska

NU Opponent, Date	Yards
1. Mark Porter, at Kansas St., Oct. 22, 1988	61
2. Dave DeLine, at Colorado, Oct. 25, 1986	57
3. Al Del Greco, Auburn, Oct. 3, 1981	52
4. Sam Swank, Wake Forest, Sept. 10, 2005	51
Fred Waczewski, Central Florida, Sept. 13, 1997	51
Jamie Rheem, at Kansas St., Oct. 5, 1996	51
Jeff Jacke, Missouri, Oct. 29, 1988	51
Brad Burditt, Missouri, Oct. 23, 1982	51
Kris Thompson, at Kansas St., Oct. 8, 1977	51
Chris Dennis, Miami, Oct. 2, 1976	51
Abby Daigle, at Oklahoma St., Oct. 27, 1973	51
12. Garret Hartley, Oklahoma, Oct. 29, 2005	50
Brad Fleeman, at Kansas, Oct. 8, 1988	50
Mark Zetterberg, at Colorado, Oct. 9, 1976	50
Max Arreguin, Kansas St., Nov. 9, 1968	50

### Bowl Game Record

Juan Bentanzos, vs. LSU, Jan. 1, 1983, Orange Bowl	49
--	----

## Longest Punts Against Nebraska

NU Opponent, Date	Yards
1. Don Birdsey, Kansas St., Nov. 8, 1980	93
2. Todd Sauerbrun, vs. West Virginia, Aug. 28, 1994	90
3. Chris Salani, at Michigan St., Sept. 9, 1995	83
4. Vince Sebo, Missouri, Oct. 24, 1998	80
Judge Johnston, at Iowa St., Nov. 5, 1988	80
Doug Myers, at Iowa St., Nov. 13, 1982	80
7. Mike Preacher, Oregon, Sept. 27, 1986	78
8. Roger Fleenor, Pacific, Sept. 23, 1995	76
9. Marc Harris, at Iowa St., Nov. 16, 1996	75
Scott Fulhage, at Kansas St., Oct. 17, 1981	75

### Bowl Game Record

Chris Hogue, vs. Tennessee, Jan. 2, 1998, Orange Bowl	78
---	----



Wide receiver Nate Swift hauled in 45 catches for 641 yards and seven touchdowns as a freshman in 2005.











# Nebraska Annual Statistical Leaders

Totals do not include bowl games 1965-2001; NCAA began including bowl games in statistics in 2002; Overall leaders in **bold**.

## Total Tackles (By Position)

Year	No.	Linemen	No.	LB/RE/OLB	No.	Backs
1965	55	Walt Barnes, RT	69	Mike Kennedy, LB	58	Bill Johnson, LCB
1966	82	Carel Stith, LT	82	Lynn Senkbeil, LB	61	Marv Mueller, S
1967	119	Wayne Meylan, MG	112	Barry Alvarez, LB	46	Dana Stephenson, RCB
1968	53	Bob Liggett, LT	99	Jerry Murtaugh, SLB	59	Al Larson, LCB
1969	76	Ken Geddes, MG	111	Jerry Murtaugh, SLB	64	Randy Reeves, S
1970	70	Ed Periard, MG	132	Jerry Murtaugh, SLB	58	Joe Blahak, LCB
1971	92	Rich Glover, MG	96	Bob Terrio, WLB	50	Joe Blahak, LCB
1972	63	John Dutton, RT	63	Jim Branch, SLB	39	Dave Mason, M
1973	96	John Bell, MG	79	Bob Nelson, WLB	37	Bob Thornton, S
1974	86	John Lee, MG	104	Tom Ruud, SLB	40	George Kyros, S
1975	65	John Lee, MG	125	Clete Pillen, WLB	39	Jim Burrow, S
1976	64	Mike Fultz, RT	129	Clete Pillen, SLB	54	Ted Harvey, RCB
1977	46	Rod Horn, LT; Kerry Weinmaster, MG	141	Lee Kunz, SLB	76	Jim Pillen, M
1978	61	Kerry Weinmaster, MG	120	Lee Kunz, WLB	57	Jim Pillen, M
1979	40	Kerry Weinmaster, MG	78	Kim Baker, WLB	45	Russell Gary, S
1980	48	Toby Williams, LT	66	Jimmy Williams, LE	62	Russell Gary, S
1981	66	Henry Waechter, RT	116	Steve Damkroger, SLB	63	Jeff Krejci, S
1982	54	Jeff Merrell, MG	79	Steve Damkroger, SLB	52	Bret Clark, S
1983	46	Rob Stuckey, RT	125	Mike Knox, WLB	57	Mike McCashland, M
1984	38	Chris Spachman, LT	96	Marc Munford, WLB	45	Bret Clark, S
1985	53	Jim Skow, RT	67	Marc Munford, WLB	37	Brian Washington, M
1986	53	Danny Noonan, MG	90	Marc Munford, WLB	52	Charles Fryar, RCB
1987	65	Neil Smith, LT	75	LeRoy Etienne, SLB	45	Mark Blazek, S
1988	55	Lawrence Pete, MG	98	Broderick Thomas, LOLB	58	Reggie Cooper, SS
1989	36	Kent Wells, RT	74	Pat Tyrance, WLB	59	Reggie Cooper, SS
1990	73	Kenny Walker, RT	98	Pat Tyrance, WLB	71	Reggie Cooper, SS
1991	69	Pat Engelbert, MG	80	Mike Anderson, WLB	87	Steve Carmer, SS
1992	77	John Parrella, LT	82	Travis Hill, LOLB	69	Steve Carmer, SS
1993	48	Kevin Ramaekers, DT	96	Trev Alberts, ROLB	79	Toby Wright, SS
1994	71	Christian Peter, DT	96	Ed Stewart, WLB	66	Kareem Moss, ROV
1995	46	Christian Peter, DT	62	Terrell Farley, WLB	53	Mike Minter, ROV
1996	58	Jason Peter, DT	97	Jamel Williams, SLB	51	Mike Minter, ROV
1997	60	Jason Peter, DT	61	Jay Foreman, MLB	77	Mike Brown, ROV
1998	40	Loran Kaiser, DT	97	Jay Foreman, MLB	102	Mike Brown, ROV
1999	45	Steve Warren, DT	83	Carlos Polk, MLB	96	Mike Brown, ROV
2000	46	Jason Lohr, NT	90	Carlos Polk, MLB	56	Keyuo Craver, LCB
2001	44	Jeremy Slechta, DT	84	Jamie Burrow, MLB	62	Dion Booker, ROV/FS
2002	67	Ryon Bingham, NT	92	Demorrio Williams, WLB	84	Philip Bland, FS
2003	56	Ryon Bingham, NT	149	Barrett Ruud, MLB	69	Daniel Bullocks, SS
2004	43	Le Kevin Smith, DT	143	Barrett Ruud, MLB	63	Josh Bullocks, FS
2005	50	Titus Adams, DT	98	Corey McKeon, MLB	83	Daniel Bullocks, SS

Note: Bold indicates overall season leader, not just position leader

## Unassisted Tackles (By Position)

Year	No.	Linemen	No.	LB/RE/OLB	No.	Backs
1965	28	Walt Barnes, RT	30	Mike Kennedy, LB	29	Bill Johnson, LCB
1966	42	Carel Stith, LT	37	Lynn Senkbeil, LB	29	Larry Wachholtz, S
1967	59	Wayne Meylan, MG	34	Barry Alvarez, LB	28	Marv Mueller, S
1968	16	Bob Liggett, LT	36	Jerry Murtaugh, SLB	33	Jim Hawkins, LCB
1969	34	Ken Geddes, MG	41	Jerry Murtaugh, SLB	31	Al Larson, LCB
1970	41	Ed Periard, MG	71	Jerry Murtaugh, SLB	26	Dana Stephenson, LCB
1971	46	Rich Glover, MG	42	Bob Terrio, WLB	38	Joe Blahak, LCB
1972	31	John Dutton, RT	20	John Pitts, WLB	29	Joe Blahak, LCB
1973	50	John Bell, MG	29	Tom Ruud, SLB	17	Zaven Yaralian, LCB
1974	38	John Lee, MG	38	Tom Ruud, SLB	16	George Kyros, S
1975	27	Mike Fultz, RT	47	Clete Pillen, WLB	22	Dave Butterfield, LCB
1976	34	Mike Fultz, RT	65	Clete Pillen, SLB	32	Ted Harvey, RCB
1977	20	Randy Poeschl, RT	46	Lee Kunz, SLB	44	Jim Pillen, M
1978	43	Kerry Weinmaster, MG	63	Lee Kunz, WLB	27	Jim Pillen, M
1979	26	Kerry Weinmaster, MG	51	Kim Baker, WLB	25	Russell Gary, S
1980	30	Curt Hineine, MG	48	Jimmy Williams, LE	46	Russell Gary, S
1981	41	Henry Waechter, RT	59	Steve Damkroger, SLB	34	Jeff Krejci, S
1982	38	Jeff Merrell, MG	53	Steve McWhirter, SLB	34	Bret Clark, S
1983	26	Rob Stuckey, RT	64	Mike Knox, WLB	37	Bret Clark, S
1984	26	Mark Tranmer, MG	58	Marc Munford, WLB	30	Bret Clark, S
1985	43	Jim Skow, RT	43	Marc Munford, WLB	26	Chris Carr, S
1986	31	Danny Noonan, MG	49	Marc Munford, WLB	38	Charles Fryar, RCB
1987	36	Neil Smith, LT	41	Broderick Thomas, LE	26	Mark Blazek, S
1988	35	Willie Griffin, LT	53	Broderick Thomas, LOLB	37	Reggie Cooper, SS
1989	35	Lawrence Pete, MG	36	Pat Tyrance, WLB	38	Reggie Cooper, SS
1990	19	Mike Murray, MG	41	Pat Tyrance, WLB	36	Reggie Cooper, SS
1991	25	Kenny Walker, RT	28	Mike Anderson, WLB	35	Steve Carmer, SS
1992	29	Pat Engelbert, MG	28	Travis Hill, LOLB	31	Steve Carmer, SS
1993	19	John Parrella, LT	35	Travis Hill, LOLB	43	Toby Wright, SS
1994	32	Terry Connealy, NT	47	Trev Alberts, ROLB	41	Kareem Moss, ROV
1995	12	Christian Peter, DT	41	Ed Stewart, WLB	27	Mike Minter, ROV
1996	17	Christian Peter, DT	27	Terrell Farley, WLB	22	Eric Stokes, FS
1997	17	Jason Peter, DT	36	Jamel Williams, SLB	36	Mike Brown, ROV
1998	22	Jason Peter, DT	28	Grant Wistrom, RE	37	Mike Brown, ROV
1999	16	Loran Kaiser, DT	33	Eric Johnson, WLB	36	Mike Brown, ROV
2000	23	Steve Warren, DT	32	Carlos Polk, MLB	56	Mike Brown, ROV
2001	19	Jason Lohr, NT	40	Carlos Polk, MLB	33	Keyuo Craver, LCB
2002	16	Jason Lohr, NT	27	Jamie Burrow, MLB	35	Keyuo Craver, LCB
2003	21	Jeremy Slechta, DT	27	Chris Kelsay, RE	44	Philip Bland, FS
2004	27	Ryon Bingham, NT	38	Demorrio Williams, WLB	44	Daniel Bullocks, SS
2005	27	Ryon Bingham, NT	83	Demorrio Williams, WLB	43	Daniel Bullocks, SS
2006	19	Adam Carriker, DE	86	Barrett Ruud, MLB	44	Josh Bullocks, FS
2007	26	Adam Carriker, DE	61	Corey McKeon, MLB	46	Daniel Bullocks, SS
2008	26	Titus Adams, DT				



Broderick Thomas (1986)

## Fumble Recoveries

Year	No.	Leader
1965	3	Ivan Zimmer, RE
1966	2	five players
1967	3	Mike Wynn, LE
1968	3	Sherwin Jarmon, RE
1969	3	Pat Morell, SLB
1970	4	Larry Jacobson, LT
1971	3	John Adkins, LE
1972*	3	Joe Blahak, LCB
	3	Dave Mason, M
1973	4	Ron Pruitt, LT
1974	3	three players
1975*	5	Dave Butterfield, LCB
1976	3	four players
1977	2	three players
1978	3	Derrie Nelson, LE
1979	2	three players
1980	3	Toby Williams, LT
1981	3	Brent Evans, SLB
	3	Tony Felici, RE
1982	2	Steve Damkroger, SLB
	2	Allen Lyday, LCB
1983	2	Scott Strasburger, RE
1984	3	Bret Clark, S
1985	2	four players
1986	6	Broderick Thomas, LE
1987	2	Jeff Jamrog, RE
	2	Jon Marco, LE
1988	2	three players
1989	2	Mike Petko, SLB
1990	3	Travis Hill, LOLB
1991	3	Trev Alberts, ROLB
1992	2	John Parrella, LT
	2	Troy Branch, WLB
1993	3	Tyrone Williams, CB
1994	1	four players
1995	2	Jared Tomich, OLB
	2	Tony Veland, FS
1996	1	nine players
1997	2	three players
1998	2	Loran Kaiser, DT
1999	2	three players
2000	1	five players
2001	1	seven players
2002*	1	eight players
2003*	4	Demorrio Williams
2004*	2	Jay Moore
	2	Andrew Shanle
2005*	2	Bo Ruud

\*Bowl stats, if any, are included.

# Annual Team Offensive Statistics

Totals do not include bowl games 1946-2001; NCAA began including bowl games in statistics in 2002; Top 15 national rankings in ( ); NCAA leaders in bold.

Year	Games	First Downs	Total Off. Avg.	Total Off. Yards	Rush Avg.	Rush Yards	Pass Avg.	Pass Yards	'Cakes	Avg. Points
1946	9	8.4	192.8	1,735	131.4	1,183	61.3	552		14.0
1947	9	6.2	141.7	1,275	102.0	918	39.7	357		8.1
1948	10	10.3	222.9	2,229	100.6	1,006	122.3*	1,223		15.2
1949	9	9.3	225.4	2,029	153.1	1,378	72.3	651		13.8
1950	9	18.8	407.3 (9)	3,666	321.6 (3)	2,894	85.8	772		29.7
1951	10	12.0	232.1	2,321	128.7	1,287	103.4	1,034		12.1
1952	10	16.7	329.1	3,291	250.4 (12)	2,504	78.7	787		17.3
1953	10	12.7	239.7	2,397	162.5	1,625	77.2	772		11.9
1954	10	15.3	335.7	3,357	265.6 (10)	2,656	70.1	701		22.6
1955	10	13.1	237.9	2,379	163.2	1,632	74.7	747		12.7
1956	10	13.7	255.7	2,557	201.2	2,012	54.5	545		12.5
1957	10	11.3	195.3	1,953	152.5	1,525	42.8	428		6.7
1958	10	9.0	154.8	1,548	113.5	1,442	41.3	1,135		7.1
1959	10	11.6	187.5	1,875	148.0	1,480	39.5	395		10.8
1960	10	9.6	181.2	1,812	149.1	1,491	32.1	321		9.5
1961	10	10.6	205.5	2,055	140.4	1,404	65.1	651		11.9
1962	10	18.7	347.5 (11)	3,475	245.5 (9)	2,455	102.0	1,020		25.7 (12)
1963	10	18.5	347.4* (8)	3,474	<b>262.4* (1)</b>	2,624	85.0	850		26.0* (5)
1964	10	18.6	348.5* (6)	3,485	226.5 (6)	2,265	122.0*	1,220		24.9* (7)
1965	10	20.4	404.0* (2)	4,040	<b>290.0* (1)</b>	2,900	114.0	1,140		32.1* (2)
1966	10	18.8	318.8*	3,188	192.4*	1,984	120.4	1,204		21.6
1967	10	17.2	317.1	3,171	162.5	1,625	154.7*	1,547		12.7
1968	10	16.3	279.2	2,792	150.2	1,502	129.0	1,290		15.5
1969	10	21.1	371.8	3,718	172.3	2,088	199.5	1,995		20.9
1970	11	22.8	421.3 (11)	4,634	232.2	2,554	189.1	2,080		37.2* (2)
1971	12	23.3	437.7 (8)	5,252	258.3	3,100	179.3*	2,152		39.1 (3)
1972	11	24.1	441.5 (3)	4,857	220.5	2,426	221.0*(8)	2,431		41.9* (2)
1973	11	20.5	396.0	4,356	225.4	2,479	170.6	1,877		26.1
1974	11	21.7	412.0 (7)	4,514	259.8	2,840	152.2*	1,674		32.7 (6)
1975	11	23.0	406.2 (13)	4,468	247.8	2,726	158.4	1,742		32.1* (6)
1976	12	21.4	407.8 (10)	4,894	219.8	2,638	188.0*	2,256		32.4 (5)
1977	11	21.5	415.4* (13)	4,569	302.5 (7)	3,328	112.8	1,241		26.7
1978	11	25.6	<b>501.4* (1)</b>	5,519	337.7 (2)	3,719	163.6	1,800		38.2 (2)
1979	11	24.9	464.8* (5)	5,113	345.1 (3)	3,796	119.7	1,317		33.3 (7)
1980	11	26.6	506.9* (2)	5,576	<b>378.3* (1)</b>	4,161	128.6	1,415		39.9* (2)
1981	11	22.7	437.5* (6)	4,812	330.5 (2)	3,635	107.0	1,177		31.7* (8)
1982	12	27.4	<b>518.6*(1)</b>	6,223	<b>394.3* (1)</b>	4,732	124.3	1,491		<b>41.1* (1)</b>
1983	12	26.5	546.7* (2)	6,560	<b>401.7* (1)</b>	4,820	145.0	1,740		<b>52.0* (1)</b>
1984	11	22.3	427.5* (12)	4,703	311.1* (3)	3,422	116.5	1,281		32.6* (6)
1985	11	21.6	472.5* (2)	5,197	<b>374.3* (1)</b>	4,117	98.2	1,080		36.2* (5)
1986	11	22.5	403.1	4,434	305.5 (2)	3,360	97.6	1,074		37.8 (3)
1987	11	24.2	489.0 (2)	5,379	373.5 (3)	4,108	115.5	1,271		38.5 (3)
1988	12	24.3	477.9 (7)	5,735	<b>382.3* (1)</b>	4,588	95.6	1,147		39.5 (6)
1989	11	24.7	513.3* (3)	5,646	<b>375.3* (1)</b>	4,128	138.0	1,518		44.7* (2)
1990	11	22.3	444.4* (13)	4,888	340.0* (2)	3,740	104.4	1,148		37.5* (6)
1991	11	24.6	506.5* (3)	5,571	<b>353.2* (1)</b>	3,885	153.3	1,686		41.3* (3)
1992	11	22.2	438.2 (11)	4,820	<b>328.2* (1)</b>	3,610	110.0	1,210		38.8* (2)
1993	11	21.7	425.0 (23)	4,675	287.9* (3)	3,167	137.1	1,508		38.3* (5)
1994	12	24.4	477.8 (5)	5,734	<b>340.0* (1)</b>	4,080	137.8	1,654		36.3* (6)
1995	11	27.1	556.3* (2)	6,119	<b>399.8* (1)</b>	4,398	156.5	1,721		<b>52.4* (1)</b>
1996	12	22.8	422.4	5,069	291.9* (4)	3,503	130.5	1,566	607	42.7* (4)
1997	12	26.0	<b>513.7* (1)</b>	6,164	<b>392.6* (1)</b>	4,711	121.1	1,453	807	<b>47.1* (1)</b>
1998	12	21.3	384.9	4,619	253.8* (6)	3,045	131.2	1,574	588	31.9 (12)
1999	12	18.6	392.2	4,706	265.9 (4)	3,191	126.3	1,515	611	34.3 (12)
2000	11	22.9	459.9* (6)	5,059	<b>349.3* (1)</b>	3,842	110.6	1,217	722	41.5* (4)
2001	12	22.4	451.2* (12)	5,414	<b>314.7* (1)</b>	3,776	136.5	1,638	780	37.4 (7)
2002	14	18.7	373.1* (4)	5,224	268.7 (4)	3,762	104.4	1,462	731	27.4
2003	13	18.2	345.0	4,485	235.6 (7)	3,063	109.4	1,422	NA	24.8
2004	11	17.6	363.2	3,995	176.3	1,939	186.9	2,056	NA	25.0
2005	12	18.4	320.3	3,844	96.0	1,152	224.3	2,692	NA	24.7

\*Led conference. **Note:** Conference rankings unavailable for first downs, scoring, punt returns, kickoff returns and penalties. Pass defense rankings based on efficiency, not yards per game, starting in 1990.

# Annual Team Offensive Statistics

Year	Total Points	TDs	FGM-FGA	NU Punt Avg.	NU Net Punt Avg.	PR Avg.	KOR Avg.	Fumbles Avg.	Fumbles Lost	Int.	Tot. TOs	NU Margin	NU Pen./Yds.
1946	126	19	0-0	34.6	29.9	12.6	16.6	19	10	11	21	+9	54/440
1947	73	11	0-0	39.2	31.7	10.0	15.9	27	14	16	30	-8	49/428
1948	152	21	0-0	34.8	32.2	12.6	18.2	26	14	14	28	+6	73/585
1949	124	19	0-0	32.4	27.4	15.6 (13)	20.8	18	9	10	19	+15	79/550
1950	265	40	0-0	36.3	31.9	10.9	18.9	23	11	7	18	+12	49/365
1951	121	18	0-0	36.2	30.8	10.2	19.6	31	18	19	37	-5	67/419
1952	173	25	1-1	35.7	30.5	11.6	23.5 (5)	34	18	14	32	-3	56/559
1953	119	17	2-2	30.3	26.2	7.6	15.8	24	18	6	24	+5	35/250
1954	226	34	1-1	36.7	32.0	10.3	19.0	45	26	10	36	-3	50/499
1955	127	18	3-3	35.0	29.1	7.4	16.6	34	19	9	28	even	54/396
1956	125	18	2-2	36.1	30.4	12.6	18.4	38	21	11	32	even	36/368
1957	67	10	1-1	36.6	29.7	7.7	17.7	42	18	18	36	-2	36/255
1958	71	10	1-1	38.2 (12)	35.1	14.0 (8)	20.5	33	13	12	25	-4	48/378
1959	108	15	3-3	35.5	32.7	11.2	19.7	26	14	12	26	-2	36/321
1960	95	13	2-2	37.6	36.0	17.4 (3)	18.8	31	18	8	26	-3	33/324
1961	119	17	3-3	38.2	35.1	7.7	14.8	21	10	6	16	+12	44/473
1962	257	37	0-0	36.2	32.7	7.8	20.0	32	15	10	25	-6	49/428
1963	260	36	3-3	33.3	NA	7.9	15.9	31	15	7	22	+6	50/480
1964	249	36	0-1	33.3	29.2	8.7	22.3	26	10	13	23	-1	56/532
1965	321	45	3-6	34.9	30.5	13.4	20.2	30	13	12	25	+8	55/496
1966	216	30	5-8	38.5	35.4	10.8	18.9	29	18	9	27	+5	45/429
1967	127	16	6-11	35.1	35.4	7.6	17.7	46	25	15	40	-18	42/475
1968	155	20	6-12	36.8	34.7	8.1	17.4	33	20	11	31	-10	46/428
1969	209	27	7-23	37.3	32.5	8.6	18.4	32	16	13	29	+6	44/327
1970	411	55	8-13	38.7	35.9	12.2	22.0	29	18	10	28	+17	72/683
1971	469	65	5-10	36.9	35.2	15.6 (4)	21.9	21	15	6	21	+26	60/634
1972	461	64	6-14	39.5	35.7	15.7 (2)	19.1	26	20	20	40	-4	45/442
1973	287	39	7-12	40.3	36.6	10.4	17.6	29	16	15	31	+1	51/497
1974	360	49	6-14	37.1	36.9	10.4	18.7	34	18	11	29	+6	39/359
1975	353	46	11-18	39.9 (9)	39.3	7.4	22.3	29	15	5	20	+14	60/620
1976	389	52	11-18	40.8 (11)	39.6	7.0	20.1	34	26	13	39	+4	56/579
1977	294	37	12-18	41.1	38.6	6.8	17.6	29	20	9	29	+1	57/558
1978	421	56	10-18	39.2	37.1	13.0 (4)	18.7	34	20	8	28	+6	55/554
1979	366	48	12-16	39.2	37.8	5.7	20.9	33	21	8	29	+1	62/633
1980	435	60	5-10	35.7	34.1	8.1	24.6 (7)	44	21	6	27	+8	59/603
1981	349	45	11-19	42.6 (6)	40.7	11.9 (6)	22.5 (12)	43	24	11	35	+7	58/567
1982	493	68	8-13	37.1	34.8	15.5 (2)	20.5	34	18	4	22	+9	64/539
1983	624	89	3-4	40.6	38.9	9.6	18.8	44	15	6	21	+15	63/561
1984	359	49	5-12	40.3	38.4	12.3 (4)	23.3 (6)	43	24	9	33	-5	55/503
1985	398	50	15-24	41.7 (9)	39.9	8.4	26.4 (2)	42	20	11	31	+6	33/278
1986	416	55	10-13	39.7	37.5	14.6 (2)	19.5	33	17	10	27	+1	76/657
1987	423	58	6-8	37.6	34.7	11.4 (13)	20.6	32	19	11	30	even	73/616
1988	474	64	9-13	40.6	36.5	11.3 (9)	20.0	25	12	9	21	+4	82/702
1989	492	65	10-13	38.5	32.5	11.9	19.7	32	14	3	17	+14	71/634
1990	413	53	14-19	40.4 (9)	38.2	13.6 (8)	27.8* (1)	29	13	12	25	+8	49/458
1991	454	61	11-18	41.0	34.9	8.6	19.7	16	9	8	17	+14	53/455
1992	427	58	7-10	43.2	41.7 (1)	11.4	20.7	20	5	7	12	+18	74/612
1993	421	58	6-11	41.2	39.3 (6)	9.1	20.5	17	10	6	16	+3	59/494
1994	435	59	7-14	42.6	41.2 (2)	8.6	22.8 (13)	27	13	7	20	+1	76/670
1995	574	77	13-16	38.6	38.1 (17)	11.0	21.0	28	9	6	15	+13	47/434
1996	512	68	12-19	43.9	41.0 (8)	10.6	25.2* (6)	37	19	3	22	+11	71/623
1997	565	73	18-21	37.5	35.2 (14)	11.8	24.3 (7)	36	17	4	21	+3	57/498
1998	383	49	14-21	43.8	39.4 (7)	11.5	21.0	27	13	5	18	+9	61/536
1999	411	52	14-20	43.6	39.4	10.9	18.4	49	25	5	30	+5	63/566
2000	456	63	5-10	41.3	34.5	11.0	16.7	26	9	8	17	+2	71/622
2001	449	60	12-17	41.1	37.0	13.1 (14)	25.2 (8)	24	14	11	25	+1	69/674
2002	383	48	16-20	42.1	38.2 (5)	16.3 (5)	22.3	30	12	12	24	-3	85/784
2003	322	40	15-24	44.3	40.1* (9)	9.7	24.3	30	14	10	24	+23* (1)	89/710
2004	275	37	6-12	40.7	38.4	5.8	19.7	25	10	23	33	-12	75/561
2005	296	34	19-23	45.9	39.8* (2)	12.9	19.7	27	11	13	24	-2	89/693

# Annual Team Defensive Statistics

Year	Games	Opp. First Downs	Opp. Total Off. Avg.	Opp. Total Off. Yards	Opp. Rush Avg.	Opp. Rush Yards	Opp. Pass Avg.	Opp. Pass Yards	Opp. Avg. Pts.	Opp. Points	Opp. TD	Opp. FGM-FGA
1946	9	11.6	266.1	2,395	177.0	1,593	89.1*	802	17.9	161	24	0-0
1947	9	15.3	316.7	2,850	198.7	1,788	118.0	1,062	21.2	191	28	0-0
1948	10	14.7	379.5	3,795	238.4	2,384	141.1	1,411	30.3	303	41	0-0
1949	9	11.1	266.3	2,397	200.2	1,802	66.1	595	19.1	172	27	0-0
1950	9	16.4	365.2	3,287	236.8	2,131	128.4	1,156	24.1	217	32	0-0
1951	10	16.7	361.7	3,617	225.5	2,255	136.2	1,362	25.9	259	38	1-1
1952	10	12.4	249.1	2,491	143.2	1,432	105.9	1,059	12.3	123	17	3-3
1953	10	16.0	304.9	3,049	232.2	2,322	72.7	727	18.4	184	26	1-1
1954	10	15.5	281.2	2,812	199.0	1,990	82.2	822	16.8	168	25	0-0
1955	10	15.4	278.5	2,785	233.6	2,336	44.9* (11)	449	17.6	176	26	0-0
1956	10	17.4	347.3	3,473	271.1	2,711	76.2	762	20.6	206	30	1-1
1957	10	20.5	359.3	3,593	278.7	2,787	80.6	806	24.3	243	36	0-0
1958	10	18.9	350.5	3,505	276.0	2,760	74.5 (14)	745	23.5	235	33	2-2
1959	10	14.9	273.1	2,731	187.5	1,875	85.6	856	16.0	160	21	5-6
1960	10	14.2	260.6	2,606	194.2	1,942	66.4	664	16.4	164	23	4-4
1961	10	14.7	266.4	2,664	186.4	1,864	80.0	800	13.5	135	19	4-4
1962	10	11.8	219.3	2,193	127.5	1,275	91.8	918	12.7	127	18	1-1
1963	10	11.8	212.0	2,121	99.9* (11)	999	112.1	1,121	10.7	107	15	5-5
1964	10	8.9	167.0* (2)	1,670	100.5* (15)	1,005	66.5* (3)	665	7.5 (10)	75	10	2-4
1965	10	11.2	202.8* (8)	2,028	109.2*	1,092	93.6 (14)	936	9.0 (9)	90	11	5-7
1966	10	12.6	228.0*	2,280	99.6*	996	128.4	1,284	8.4	84	11	4-5
1967	10	9.7	<b>157.6* (1)</b>	1,576	67.5* (4)	675	<b>90.1* (1)</b>	901	8.3 (3)	83	10	4-9
1968	10	14.7	259.4	2,594	136.8	1,368	122.6 (8)	1,226	16.1	161	22	4-10
1969	10	15.2	253.3*	2,533	130.4	1,304	122.9*	1,229	11.3	113	14	5-10
1970	11	16.0	306.1	3,367	148.3*	1,631	157.8	1,736	16.1	177	25	3-7
1971	12	12.8	202.9* (5)	2,435	85.9* (2)	1,031	117.0*	1,404	8.2 (3)	98	13	3-5
1972	11	11.3	217.4* (4)	2,391	108.5 (8)	1,193	108.9*	1,198	8.3 (4)	91	11	5-10
1973	11	11.7	245.8 (13)	2,704	205.9	2,265	<b>39.9* (1)</b>	439	14.5	160	21	6-11
1974	11	13.5	263.5	2,898	165.1	1,816	98.4	1,082	11.1 (8)	122	17	1-7
1975	11	11.4	224.1* (8)	2,465	137.7* (15)	1,515	86.4*	950	10.9	140	15	3-8
1976	12	13.1	262.3*	3,148	163.8	1,966	98.5	1,182	13.1	157	16	16-23
1977	11	16.9	301.5	3,317	207.3	2,280	94.3* (7)	1,037	16.6	183	22	9-16
1978	11	15.2	288.8	3,177	150.6*	1,657	138.2	1,520	16.8	185	26	2-6
1979	11	12.3	216.6* (5)	2,383	93.1* (2)	1,024	123.5	1,359	10.4 (9)	114	15	4-10
1980	11	13.9	210.7* (3)	2,318	88.0* (3)	968	122.7	1,350	8.5 (2)	93	11	8-9
1981	11	14.0	240.5* (6)	2,645	140.4	1,544	<b>100.1* (1)</b>	1,101	9.6 (4)	103	9	13-20
1982	12	16.6	290.6 (14)	3,487	125.5*	1,506	165.1	1,981	12.3 (5)	147	17	10-20
1983	12	19.7	368.3	4,420	149.4	1,793	218.9	2,627	15.5	186	22	10-15
1984	11	11.8	<b>203.3* (1)</b>	2,236	78.8 (4)	867	124.5* (5)	1,369	<b>9.5* (1)</b>	105	13	5-9
1985	11	15.2	279.1 (6)	3,070	121.2 (15)	1,333	157.9	1,737	12.4 (9)	136	16	8-10
1986	11	13.2	235.6 (2)	2,592	95.7 (9)	1,053	139.9 (11)	1,539	13.6 (7)	150	18	8-11
1987	11	15.6	264.7 (8)	2,912	107.0 (9)	1,177	157.7	1,735	12.1 (6)	133	15	8-15
1988	12	14.5	262.8* (7)	3,153	127.9*	1,535	134.8* (6)	1,618	15.2 (13)	182	21	13-15
1989	11	16.2	274.1* (8)	3,015	111.3*	1,224	162.8	1,791	15.8	174	21	9-11
1990	11	14.5	263.5* (7)	2,898	132.5	1,457	131.0* (11)	1,441	13.4 (7)	147	17	9-15
1991	11	19.0	342.9	3,772	137.8	1,516	205.1	2,256	18.9	208	25	11-14
1992	11	16.6	309.6	3,405	138.1	1,519	171.5	1,886	15.6 (13T)	172	19	12-16
1993	11	16.1	307.6* (12)	3,384	143.7*	1,581	163.9*(12)	1,803	16.0* (13T)	176	22	8-17
1994	12	14.7	258.8* (4)	3,106	79.3* (4)	951	179.6 (10)	2,155	12.1* (2)	145	18	7-11
1995	11	15.4	294.1 (13)	3,235	78.4* (2)	862	215.7	2,373	13.6 (4)	150	21	2-3
1996	12	14.8	255.4* (7)	3,065	83.8* (5)	1,006	171.6 (7)	2,059	12.8* (5)	153	16	12-17
1997	12	13.0	257.3 (5)	3,088	73.4* (3)	881	183.9	2,207	16.4 (12)	197	27	4-7
1998	12	16.6	313.7	3,764	116.8	1,402	196.8	2,362	15.3 (11)	183	24	6-8
1999	12	13.4	252.3 (4)	3,027	77.1 (6)	925	175.2 (2)	2,102	12.5 (3)	150	19	6-15
2000	11	16.6	322.0	3,540	113.7	1,249	208.3 (7)	2,291	19.4	213	26	11-18
2001	12	16.2	287.2 (8)	3,446	116.9	1,403	170.2* (2)	2,043	15.8 (6)	189	24	7-11
2002	14	19.4	361.9	5,067	146.6	2,053	215.3	3,014	23.9	335	41	17-21
2003	13	16.8	297.2 (11)	3,863	119.3	1,551	<b>177.8* (1)</b>	2,312	14.5* (2)	188	24	8-12
2004	11	19.0	371.6	4,088	104.0 (11)	1,144	267.6	2,944	27.1	298	35	18-23
2005	12	18.1	332.2	3,986	124.2	1,491	207.9 (10)	2,495	21.0	252	30	13-25

\*Led conference. **Note:** Conference rankings unavailable for first downs, scoring, punt returns, kickoff returns and penalties. Pass defense rankings based on efficiency, not yards per game, starting in 1990.

# Annual Team Defensive Statistics

Year	Opp. PR Avg.	Opp. KOR Avg.	Opp. Punt Avg.	Opp. Pen./Yds.	NU Sacks By/Yds.	NU TFL/Yds.	NU PBU	Opponent Turnovers				Opp. Sacks By/Yds	
								Fum. Fum.	Lost	Int.	Tot. TOs		NU Margin
1946	10.3	16.2	35.3	45/373					22	8	30	+9	
1947	11.7	17.0	33.6	56/450					14	8	22	-8	
1948	13.4	18.2	34.3	78/724					23	11	34	+6	
1949	11.2	13.1	36.4	69/512					16	18	34	+15	
1950	9.0	16.3	38.6	54/455					19	11	30	+12	
1951	12.2	19.0	36.9	69/599					16	16	32	-5	
1952	10.0	20.5	33.9	46/386				28	17	12	29	-3	
1953	8.1	17.4	33.5	46/407				39	19	10	29	+5	
1954	8.7	17.6	36.1	50/487				45	25	8	33	-3	
1955	9.6	19.1	34.8	52/470				44	18	10	28	even	
1956	10.8	10.8	32.1	54/494				38	25	7	32	even	
1957	10.5	18.4	35.4	54/530				42	21	13	34	-2	
1958	4.5	21.9	37.9	56/514				32	15	6	21	-4	
1959	6.5	19.2	33.6	54/453				38	15	9	24	-2	
1960	4.1	18.1	37.5	44/397				31	16	7	23	-3	
1961	7.4	17.4	35.4	37/295				35	22	6	28	+12	
1962	9.6	19.1	33.1	39/291				21	10	9	19	-6	
1963	5.0	18.6	37.8	33/260				28	14	14	28	+6	
1964	12.9	15.8	33.9	53/410			10	25	15	7	22	-1	
1965	11.0	16.2	38.4	40/343			31	24	15	18	33	+8	
1966	7.8	20.1	36.3	43/389			43	28	14	18	32	+5	
1967	9.8	17.7	36.8	36/380			22	18	11	11	22	-18	
1968	5.3	16.6	41.3	57/629		59/266	35	21	13	8	21	-10	
1969	10.6	19.2	39.8	52/506		73/394	24	24	14	21	35	+6	
1970	7.5	24.6	39.3	60/555		64/330	43	23	15	30	45	+17	
1971	6.3	17.5	38.8	58/501		87/391	36	36	20	27	47	+26	
1972	8.0	17.3	32.5	42/507		57/285	42	35	24	12	36	-4	
1973	6.6	21.2	38.0	45/382		50/236	34	31	17	15	32	+1	
1974	2.8	15.7	36.3	51/456		60/255	20	35	20	15	35	+6	
1975	2.2	17.9	40.1	53/498		89/299	28	39	22	12	34	+14	
1976	4.5	16.3	37.4	63/605		83/409	25	48	30	13	43	+4	
1977	6.4	18.2	36.2	42/345		57/211	30	28	13	17	30	+1	
1978	6.9	19.6	39.4	58/551		56/205	42	40	21	13	34	+6	
1979	7.0	17.2	39.8	51/490		77/423	23	28	13	17	30	+1	
1980	5.6	17.9	42.2	42/383		95/597	29	40	21	14	35	+8	
1981	8.4	14.0	42.7	42/347	41/326	53/139	27	41	23	19	42	+7	
1982	7.5	16.1	44.4	54/425	29/226	48/115	41	24	15	16	31	+9	10/55
1983	3.8	17.1	39.6	63/525	34/235	84/361	40	34	15	21	36	+15	10/71
1984	5.4	16.5	41.2	48/420	44/325	44/325	56	18	12	16	28	-5	16/110
1985	6.3	15.3	40.7	53/384	49/383	82/473	51	36	17	20	37	+6	15/86
1986	4.6	17.3	40.6	77/624	40/280	99/491	36	32	14	14	28	+1	12/98
1987	6.9	17.6	38.1	79/465	37/260	78/365	57	31	13	17	30	even	15/91
1988	8.9	16.1	38.9	67/530	38/243	32/390	45	28	9	16	25	+4	12/75
1989	16.9	16.9	40.2	76/565	39/244	89/441	41	35	14	17	31	+14	7/50
1990	6.2	16.8	38.6	60/509	42/269	100/446	44	36	19	14	33	+8	5/23
1991	12.3	18.3	35.0	57/488	34/231	73/349	42	32	15	16	31	+14	15/80
1992	4.1	18.9	39.7	53/446	35/236	81/364	39	27	14	16	30	+18	9/68
1993	5.2	19.9	39.2	76/633	44/294	91/389	75	16	9	10	19	+3	12/73
1994	2.9	18.2	41.4	60/475	43/263	91/401	46	18	4	17	21	+1	6/54
1995	2.4	16.3	40.8	80/656	32/231	90/378	48	23	8	20	28	+13	0/0
1996	5.1	16.9	38.9	76/598	47/304	127/497	58	27	10	23	33	+11	10/66
1997	6.3	20.7	34.2	81/614	44/313	109/464	56	25	12	12	24	+3	4/26
1998	10.4	19.9	34.6	103/830	33/233	105/385	58	30	13	14	27	+9	20/146
1999	8.5	21.4	39.0	76/592	53/395	112/530	58	30	17	18	35	+5	17/103
2000	12.6	21.7	37.2	83/654	25/145	88/285	90	14	5	14	19	+2	10/75
2001	8.1	16.8	40.5	79/601	39/328	106/499	65	20	7	19	26	+1	7/53
2002	9.4	18.1	39.4	90/676	32/231	126/375	63	23	8	13	21	-3	26/188
2003	10.9	22.4	40.7	82/669	27/211	96/350	69	26	15* 32* (1)	47* (2)	+23* (1)	17/127	
2004	6.0	24.7	39.6	91/678	25/164	112/305	68	19	7	14	21	-12	16/117
2005	8.8	18.3	42.8	85/719	50/381	140/573	76	31	9	13	22	-2	38/253



# The Last Time An Individual Had . . .

## 50-59 Yard Run

**Nebraska:** Cory Ross, vs. Wake Forest, Sept. 10, 2005 (57)

**Opponents:** Adrian Peterson, Oklahoma, Oct. 29, 2005 (58)

## 60-69 Yard Run

**Nebraska:** Jammal Lord, vs. Michigan State (Alamo Bowl), Dec. 29, 2003 (66)

**Opponent:** Vince Young, at Texas, Nov. 1, 2003 (65)

## 70-79 Yard Run

**Nebraska:** Eric Crouch, at Colorado, Nov. 23, 2001 (70)

**Opponent:** Jon Cornish, at Kansas, Nov. 5, 2005 (72-TD)

## 80-89 Yard Run

**Nebraska:** Cory Ross, vs. Missouri, Oct. 30, 2004 (86-TD)

**Opponent:** Jerod Douglas, Baylor, Oct. 11, 1996 (80-TD)

## 90-99 Yard Run

**Nebraska:** Eric Crouch, at Missouri, Sept. 29, 2001 (95-TD)

**Opponent:** Ell Roberson, at Kansas State, Nov. 16, 2002 (91-TD)

## 100-199 Rushing Yards, Game

**Nebraska:** Cory Ross, vs. Michigan (Alamo Bowl), Dec. 28, 2005 (161 yards)

**Opponent:** Allan Evridge, Kansas State, Nov. 12, 2005 (138 yards)

## 200-249 Rushing Yards, Game

**Nebraska:** Jammal Lord, vs. Texas, Nov. 2, 2002 (234 yards)

**Opponent:** Brad Smith, at Missouri, Oct. 22, 2005 (246 yards)

## 250-Plus Rushing Yards, Game

**Nebraska:** Calvin Jones, vs. Kansas, Nov. 9, 1991 (294 yards)

**Opponent:** Never accomplished. Opponent record held by Billy Sims, Oklahoma, 1979 (247 yards)

## Four Rushing Touchdowns, Game

**Nebraska:** David Horne, at Texas A&M, Oct. 26, 2002 (4)

**Opponent:** Allen Webb, at Kansas State, Oct. 23, 2004 (4)

## 20-29 Rushing Attempts, Game

**Nebraska:** Cory Ross, vs. Michigan (Alamo Bowl), Dec. 28, 2005 (28)

**Opponent:** Clark Green, at Kansas, Nov. 5, 2005 (22)

## 30-39 Rushing Attempts, Game

**Nebraska:** Cory Ross, vs. Pittsburgh, Sept. 17, 2005 (32)

**Opponent:** Allan Evridge, Kansas State, Nov. 22, 2005 (30)

## 40-Plus Rushing Attempts, Game

**Nebraska:** Never accomplished

**Opponent:** Steve Owens, Oklahoma, Nov. 23, 1968 (41)

## 60-69 Yard Pass

**Nebraska:** Joe Dailey to Cory Ross, at Kansas State, Oct. 23, 2004 (62)

**Opponent:** Bret Meyer to R.J. Summral, Iowa State, Oct. 1, 2005 (60)

## 70-79 Yard Pass

**Nebraska:** Zac Taylor to Cory Ross, vs. Iowa State, Oct. 1, 2005 (70)

**Opponent:** Bret Meyer to Jon Davis, at Iowa State, Nov. 6, 2004 (77-TD)

## 80-89 Yard Pass

**Nebraska:** Jammal Lord to Matt Herian, vs. Colorado, Nov. 29, 2002 (80-TD)

**Opponent:** Sonny Cumbie to Jarrett Hicks, at Texas Tech, Oct. 9, 2004 (80-TD)

## 90-99 Yard Pass

**Nebraska:** Jammal Lord to Ross Pilkington, at Iowa St., Sept. 28, 2002 (90-TD)

**Opponent:** Tim Rattay to Troy Edwards, Louisiana Tech, Oct. 10, 1998 (94-TD)

## 200-299 Passing Yards, Game

**Nebraska:** Zac Taylor, vs. Kansas State, Nov. 12, 2005 (220 yards)

**Opponent:** Chad Henne, Michigan (Alamo Bowl), Dec. 28, 2005 (270 yards)

## 300-399 Passing Yards, Game

**Nebraska:** Zac Taylor, at Colorado, Nov. 25, 2005 (392 yards)

**Opponent:** Cody Hodges, Texas Tech, Oct. 8, 2005 (368 yards)

## 400-499 Passing Yards, Game

**Nebraska:** Zac Taylor, vs. Iowa State, Oct. 1, 2005 (431 yards)

**Opponent:** Sonny Cumbie, at Texas Tech, Oct. 9, 2004 (436 yards)

## 500-Plus Passing Yards, Game

**Nebraska:** Never accomplished

**Opponent:** Tim Rattay, Louisiana Tech, Aug. 29, 1998 (590 yards)

## 20-29 Pass Completions, Game

**Nebraska:** Zac Taylor, at Colorado, Nov. 25, 2005 (27)

**Opponent:** Chad Henne, Michigan (Alamo Bowl), Dec. 28, 2005 (21)

## 30-39 Pass Completions, Game

**Nebraska:** Zac Taylor, vs. Iowa State, Oct. 1, 2005 (36)

**Opponent:** Cody Hodges, Texas Tech, Oct. 8, 2005 (34)

## 40-Plus Pass Completions, Game

**Nebraska:** Never accomplished

**Opponent:** Sonny Cumbie, at Texas Tech, Oct. 9, 2004 (44)

## 40-49 Pass Attempts, Game

**Nebraska:** Zac Taylor, at Colorado, Nov. 25, 2005 (43)

**Opponent:** Adam Barmann, Kansas, Oct. 2, 2004 (49)

## 50-59 Pass Attempts, Game

**Nebraska:** Zac Taylor, vs. Iowa State, Oct. 1, 2005 (55)

**Opponent:** Brad Smith, Missouri, Oct. 30, 2004 (56)

## 60-Plus Pass Attempts, Game

**Nebraska:** Never accomplished

**Opponent:** Kliff Kingsbury, Texas Tech, Oct. 20, 2001 (63)

## Four Touchdown Passes, Game

**Nebraska:** Joe Dailey, vs. Baylor, Oct. 16, 2004 (5)

**Opponent:** Cody Hodges, Texas Tech, Oct. 8, 2005 (4)

## 300 Total-Offense Yards, Game

**Nebraska:** Zac Taylor, at Colorado, Nov. 25, 2005 (408)

**Opponent:** Chad Henne, Michigan (Alamo Bowl), Dec. 28, 2005 (308)

## 7-9 Pass Receptions, Game

**Nebraska:** Cory Ross, at Colorado, Nov. 25, 2005 (9)

**Opponent:** Jason Avant, Michigan (Alamo Bowl), Dec. 28, 2005 (8)

## 10-13 Pass Receptions, Game

**Nebraska:** Matt Davison, at Texas A&M, Oct. 10, 1998 (10)

**Opponent:** Joel Filani, Texas Tech, Oct. 8, 2005 (11)

## 14-Plus Pass Receptions, Game

**Nebraska:** Dennis Richnafsky, at Kansas State, Oct. 7, 1967 (14)

**Opponent:** Troy Edwards, Louisiana Tech, Aug. 29, 1998 (21)

## 100-149 Receiving Yards, Game

**Nebraska:** Cory Ross, at Colorado, Nov. 25, 2005 (129)

**Opponent:** Mark Simmons, at Kansas, Nov. 5, 2005 (100)

## 150-199 Receiving Yards, Game

**Nebraska:** Frantz Hardy, vs. Maine, Sept. 3, 2005 (152)

**Opponent:** Joel Filani, Texas Tech, Oct. 8, 2005 (163)

## 200-299 Receiving Yards, Game

**Nebraska:** Never accomplished

**Opponent:** Keith Poole, Arizona State, Sept. 16, 1995 (200)

# The Last Time An Individual Had . . .

## 300-399 Receiving Yards, Game

**Nebraska:** Never accomplished  
**Opponent:** Never accomplished

## 400-Plus Receiving Yards, Game

**Nebraska:** Never accomplished  
**Opponent:** Troy Edwards, Louisiana Tech, Aug. 29, 1998 (405)

## Two Receiving Touchdowns, Game

**Nebraska:** Terrence Nunn, vs. Michigan (Alamo Bowl), Dec. 28, 2005 (2)  
**Opponent:** Mark Simmons, at Kansas, Nov. 5, 2005 (2)

## Three Receiving Touchdowns, Game

**Nebraska:** Tracey Wistrom, vs. Iowa, Sept. 23, 2000 (3)  
**Opponent:** Joel Filani, Texas Tech, Oct. 8, 2005 (5)

## 15-19 Tackles, Game

**Nebraska:** Bo Ruud, vs. Kansas State, Nov. 12, 2005 (15)  
**Opponent:** Tim Dobbins, Iowa State, Oct. 1, 2005 (15)

## 20-29 Tackles, Game

**Nebraska:** Lee Kunz, at Oklahoma, Nov. 25, 1977 (23)  
**Opponent:** Michael Boley, Southern Miss, Sept. 11, 2004 (20)

## 30-Plus Tackles, Game

**Nebraska:** Clete Pillen, vs. Oklahoma State, Nov. 6, 1976 (30)  
**Opponent:** Never accomplished

## Two Quarterback Sacks, Game

**Nebraska:** Le Kevin Smith, at Baylor, Oct. 15, 2005 (2-17)  
Barry Turner, at Baylor, Oct. 15, 2005 (2-15)  
**Opponent:** Rufus Alexander, Oklahoma, Oct. 29, 2005 (3-25)

## Three Quarterback Sacks, Game

**Nebraska:** Demorrio Williams, vs. Utah State, Sept. 6, 2003 (3-27)  
**Opponent:** Rufus Alexander, Oklahoma, Oct. 29, 2005 (3-25)

## Four Quarterback Sacks, Game

**Nebraska:** Mike Rucker, Texas Tech, Oct. 19, 1996 (4-24)  
**Opponent:** Never accomplished

## Five Tackles for Loss, Game

**Nebraska:** Bo Ruud, Kansas State, Nov. 12, 2005 (5-10)  
**Opponent:** Alan Branch, Michigan (Alamo Bowl), Dec. 28, 2005 (5-9)

## Six Tackles for Loss, Game

**Nebraska:** Jim Skow, vs. Missouri, Oct. 19, 1985 (7-40)  
Sherwin Jarmon, vs. Iowa State, Nov. 8, 1969 (6-46)  
**Opponent:** Never accomplished

## Five Pass Breakups, Game

**Nebraska:** Kellen Huston, at Pittsburgh, Sept. 18, 2004  
**Opponent:** Never accomplished

## Six Pass Breakups, Game

**Nebraska:** Fabian Washington, vs. Kansas, Oct. 2, 2004 (6)  
**Opponent:** Never accomplished

## Intercepted Two Passes, Game

**Nebraska:** Josh Bullocks, vs. Oklahoma State, Aug. 30, 2003  
**Opponent:** Leon Hall, Michigan (Alamo Bowl), Dec. 28, 2005

## Intercepted Three Passes, Game

**Nebraska:** Ric Lindquist, at Kansas State, Nov. 10, 1979  
**Opponent:** Bobby Johns, Alabama (Sugar Bowl), Jan. 2, 1967

## Recovered Two Fumbles, Game

**Nebraska:** Tyrone Williams, vs. Iowa State, Nov. 13, 1993  
**Opponent:** Darrann Bennett, Southern Miss, Sept. 11, 2004

## Recovered Three Fumbles, Game

**Nebraska:** Broderick Thomas, at Colorado, Oct. 19, 1985  
**Opponent:** Never accomplished

## Kicked a 50-Yard Field Goal

**Nebraska:** Josh Brown, vs. Northwestern, Dec. 30, 2000 (51), Alamo Bowl  
**Opponent:** Garret Hartley, Oklahoma, Oct. 29, 2005 (50)

## Punt-Return Touchdown

**Nebraska:** DeJuan Groce, vs. Mississippi, Dec. 27, 2002 (60 yards)  
**Opponent:** Wes Welker, Texas Tech, Oct. 20, 2001 (85 yards)

## Kickoff-Return Touchdown

**Nebraska:** Joe Walker, vs. Louisiana Tech, Aug. 29, 1998 (99 yards)  
**Opponent:** Marcus Furman, Pittsburgh, Sept. 18, 2004 (96 yards)

## Pass Interception-Return Touchdown

**Nebraska:** Titus Adams, vs. Texas A&M, Oct. 18, 2003 (3 yards)  
**Opponent:** Naton Stewart, Southern Miss, Sept. 11, 2004 (49 yards)

## Fumble Return Touchdown

**Nebraska:** Daniel Bullocks, at Kansas State, Oct. 23, 2004 (10 yards)  
**Opponent:** Byron Jones, at Texas A&M, Oct. 26, 2002 (66 yards)

## Blocked Punt

**Nebraska:** Daniel Bullocks, at Missouri, Oct. 22, 2005  
**Opponent:** Ronnie Amadi, Kansas, Nov. 5, 2005

## Blocked Punt Returned for Touchdown

**Nebraska:** Adam Ickes, vs. Missouri, Oct. 30, 2004  
**Opponent:** Darren Rus, at Kansas, Nov. 5, 2005

## Blocked Two Punts in a Game

**Nebraska:** Lannie Hopkins, vs. Kansas, Nov. 9, 2002  
**Opponent:** Never accomplished

## Blocked Field Goal

**Nebraska:** Barry Turner, vs. Kansas State, Nov. 12, 2005  
**Opponent:** Shawn Moorehead, at Iowa State, Nov. 6, 2004

## Blocked Two Field Goals in a Game

**Nebraska:** Kyle Vanden Bosch, vs. Texas A&M, Nov. 6, 1999  
**Opponent:** Never accomplished

## Blocked PAT

**Nebraska:** Zach Potter, vs. Kansas State, Nov. 12, 2005  
**Opponent:** Nick Leaders, at Iowa State, Nov. 6, 2004

## Blocked PAT Returned for Two Points

**Nebraska:** Never accomplished  
**Opponent:** Greg Biekert, Colorado, Nov. 2, 1991

# The Last Time A Team . . .

## Rushed for 300-399 Yards, Game

**Nebraska:** vs. Western Illinois, Sept. 4, 2004 (363 yards)  
**Opponent:** at Texas, Nov. 1, 2003 (353 yards)

## Rushed for 400-499 Yards, Game

**Nebraska:** vs. McNeese State, Oct. 5, 2002 (444 yards)  
**Opponent:** at Kansas State, Nov. 16, 2002 (415 yards)

## Rushed for 500-599 Yards, Game

**Nebraska:** vs. San Jose State, Sept. 2, 2000 (505 yards)  
**Opponent:** Oklahoma, Nov. 24, 1956 (506 yards)

## Rushed for 600 Yards, Game

**Nebraska:** at Baylor, Oct. 13, 2001 (641 yards)  
**Opponent:** Never accomplished

## Recorded 60-69 Rushing Attempts, Game

**Nebraska:** vs. Texas A&M, Oct. 18, 2003 (68)  
**Opponent:** at Kansas State, Oct. 23, 2004 (61)

## Recorded 70-79 Rushing Attempts, Game

**Nebraska:** vs. Penn State, Sept. 13, 2003 (72 attempts)  
**Opponent:** Iowa State, Nov. 14, 1992 (70 attempts)

## Recorded 80-Plus Rushing Attempts, Game

**Nebraska:** vs. Iowa State, Nov. 9, 1985 (83 attempts)  
**Opponent:** Never accomplished

## Passed for 200-299 Yards, Game

**Nebraska:** vs. Kansas State, Nov. 12, 2005 (240 yards)  
**Opponent:** Michigan (Alamo Bowl), Dec. 28, 2005 (270 yards)

## Passed for 300-399 Yards, Game

**Nebraska:** at Colorado, Nov. 25, 2005 (392 yards)  
**Opponent:** Texas Tech, Oct. 8, 2005 (368 yards)

## Passed for 400-499 Yards, Game

**Nebraska:** Iowa State, Oct. 1, 2005 (431 yards)  
**Opponent:** at Oklahoma, Nov. 13, 2004 (413 yards)

## Passed for 500-599 Yards, Game

**Nebraska:** Never accomplished  
**Opponent:** Louisiana Tech, Aug. 29, 1998 (590 yards)

## Completed 20-29 Passes, Game

**Nebraska:** at Colorado, Nov. 25, 2005 (27)  
**Opponent:** Michigan (Alamo Bowl), Dec. 28, 2005 (21)

## Completed 30-39 Passes, Game

**Nebraska:** vs. Iowa State, Oct. 1, 2005 (36)  
**Opponent:** Texas Tech, Oct. 8, 2005 (34)

## Completed 40-Plus Passes, Game

**Nebraska:** Never accomplished  
**Opponent:** at Texas Tech, Oct. 9, 2004 (47)

## Attempted 40-49 Passes, Game

**Nebraska:** at Colorado, Nov. 25, 2005 (48)  
**Opponent:** Michigan (Alamo Bowl), Dec. 28, 2005 (43)

## Attempted 50-59 Passes, Game

**Nebraska:** vs. Iowa State, Oct. 1, 2005 (55)  
**Opponent:** Missouri, Oct. 30, 2004 (56)

## Attempted 60-Plus Passes, Game

**Nebraska:** Never accomplished  
**Opponent:** at Texas Tech, Oct. 9, 2004 (61)

## Recorded 600-699 Total-Offense Yards, Game

**Nebraska:** at Baylor, Oct. 13, 2001 (688 yards)  
**Opponent:** Washington, Sept. 21, 1991 (618 yards)

## Recorded 700 Total-Offense Yards, Game

**Nebraska:** Iowa State, Nov. 4, 1995 (776 yards)  
**Opponent:** Never accomplished

## Recorded 30 First Downs, Game

**Nebraska:** vs. Western Illinois, Sept. 4, 2004 (30)  
**Opponent:** Washington, Sept. 21, 1991 (31)

## Scored 30-39 Points, Game

**Nebraska:** vs. Michigan (Alamo Bowl), Dec. 28, 2005 (Nebraska won, 32-28)  
**Opponent:** Oklahoma, Oct. 29, 2005 (Oklahoma won, 31-24)

## Scored 40-49 Points, Game

**Nebraska:** vs. Texas A&M, Oct. 18, 2003 (Nebraska won, 48-12)  
**Opponent:** at Kansas, Nov. 5, 2005 (Kansas won, 40-15)

## Scored 50-59 Points, Game

**Nebraska:** vs. Baylor, Oct. 16, 2004 (Nebraska won, 59-27)  
**Opponent:** Oklahoma, Nov. 24, 1956 (Oklahoma won, 54-6)

## Scored 60-69 Points, Game

**Nebraska:** vs. Northwestern (Alamo Bowl), Dec. 30, 2000 (Nebraska won, 66-17)  
vs. Oklahoma, Nov. 1, 1997 (Nebraska won, 69-7)  
**Opponent:** at Colorado, Nov. 23, 2001 (Colorado won, 62-36)

## Scored 70 Points, Game

**Nebraska:** vs. Iowa State, Nov. 15, 1997 (Nebraska won, 77-14)  
**Opponent:** at Texas Tech, Oct. 9, 2004 (Texas Tech won, 70-10)

## Scored 30 Points in a Quarter

**Nebraska:** vs. Northwestern (Alamo Bowl), Dec. 30, 2000 (31 in second quarter)  
vs. Baylor, Oct. 21, 2000 (38 in first quarter)  
**Opponent:** Never accomplished

## Had Two 100-Yard Rushers in a Game

**Nebraska:** vs. Western Illinois, Sept. 4, 2004 (Cory Ross, 13 att., 125 yards, 0 TD;  
Tierre Green, 7 att., 112 yards, 2 TD)  
**Opponent:** at Kansas, Nov. 5, 2005 (Jon Cornish, 10 att., 101 yards, 1 TD;  
Clark Green, 22 att., 100 yards, 0 TD)

## Held Time of Possession of 40 Minutes, Game

**Nebraska:** vs. Colorado, Oct. 31, 1992 (42:50)  
**Opponent:** Kansas State, Oct. 29, 1983 (40:27)

## Recorded a Safety

**Nebraska:** at Kansas, Nov. 5, 2005 (Corey McKeon)  
**Opponent:** Kansas State, Nov. 12, 2005 (Reggie Walker, Maurice Porter)

## Recorded a Shutout

**Nebraska:** vs. Iowa State, Oct. 25, 2003 (28-0)  
**Opponent:** Arizona State, Sept. 21, 1996 (0-19)

## Fumbled Seven Times, Game

**Nebraska:** vs. Kansas State, Nov. 12, 2005 (7 fumbles, 2 lost)  
**Opponent:** Oklahoma, Nov. 1, 1997 (7 fumbles, 4 lost)

## Fumbled Eight Times, Game

**Nebraska:** vs. Kansas State, Nov. 13, 1999 (10 fumbles, 3 lost)  
**Opponent:** Oklahoma, Nov. 21, 1987 (8 fumbles, 3 lost)

## Fumbled Nine Times, Game

**Nebraska:** vs. Kansas State, Nov. 13, 1999 (10 fumbles, 3 lost)  
**Opponent:** Auburn, Oct. 3, 1981 (10 fumbles, 5 lost)

## Four Fumbles Lost, Game

**Nebraska:** at Missouri, Oct. 11, 2003 (4 fumbles, 4 lost)  
**Opponent:** Kansas State, Nov. 13, 1999 (4 fumbles, 4 lost)

## Five Fumbles Lost, Game

**Nebraska:** vs. Baylor, Oct. 13, 2001 (7 fumbles, 5 lost)  
**Opponent:** Arizona State, Sept. 28, 1991 (7 fumbles, 5 lost)

# The Last Time A Team . . .

## Six Fumbles Lost, Game

**Nebraska:** at Iowa State, Nov. 13, 1976 (8 fumbles, 6 lost)

**Opponent:** at Iowa State, Nov. 15, 1980 (6 fumbles, 6 lost)

## Defense Scored Two Touchdowns, Game

**Nebraska:** vs. Wake Forest, Sept. 10, 2005 (2 interceptions, 1 fumble)

**Opponent:** at Kansas, Nov. 5, 2005 (1 blocked punt, 1 interception)

## Defense Intercepted Three Or More Passes, Game

**Nebraska:** vs. Wake Forest, Sept. 10, 2005 (3)

**Opponent:** Colorado, Nov. 26, 2004 (4)

## Defense Recorded 15 Tackles for Loss, Game

**Nebraska:** vs. Wake Forest, Sept. 10, 2005 (15-65)

**Opponent:** at Southern Miss, Sept. 25, 2003 (15-50)

## Defense Recorded 10 Sacks, Game

**Nebraska:** vs. Maine, Sept. 3, 2005 (11-69)

**Opponent:** Never accomplished

## Defense Recorded 15 Pass Breakups, Game

**Nebraska:** Kansas, Oct. 2, 2004 (17)

**Opponent:** Never accomplished

## Blocked Two Field Goals in a Game

**Nebraska:** vs. Pittsburgh, Sept. 17, 2005 (Adam Ickes, Zach Potter)

**Opponent:** Never accomplished

## Blocked Two Punts in a Game

**Nebraska:** vs. Iowa State, Oct. 25, 2003

**Opponent:** at Iowa State, Nov. 7, 1998

## Blocked Two PAT in a Game

**Nebraska:** Never accomplished

**Opponent:** Florida State, Jan. 2, 1996 (Fiesta Bowl)

## Scored Touchdowns on a Kickoff and Punt Return

**Nebraska:** Never accomplished

**Opponent:** Notre Dame, Sept. 9, 2000

## Was Not Penalized

**Nebraska:** vs. Maine, Sept. 3, 2005

**Opponent:** Iowa, Sept. 4, 1999

## Overcame Halftime Deficit to Win Game

**Nebraska:** vs. Penn State, Sept. 13, 2003 (Nebraska trailed, 10-9 at half, before winning, 18-10)

**Opponent:** Mississippi (Independence Bowl), Dec. 27, 2002 (Mississippi trailed, 17-14 at half, but beat Nebraska, 27-23)

## Overcame Halftime Deficit to Win Game in Lincoln

**Nebraska:** vs. Penn State, Sept. 13, 2003 (Nebraska trailed, 10-9, at half, before winning, 18-10)

**Opponent:** Colorado, Nov. 29, 2002 (Colorado won, 28-13, after trailing 10-7 at half)

## Tiebreaker Procedure

The tiebreaker that had been used since 1981 for Division I-AA, II and III championships and in certain I-AA conferences' regular-season contests went into effect in 1996 for all NCAA football games that were tied at the end of regulation.

An overtime period, untimed, consists of two possessions, one by each team beginning on the opponent's 25-yard line, and the game ends when the score is no longer tied after a complete period. Beginning in the third overtime period, teams that score TDs must attempt a two-point conversion. This rule went into effect in 1997.

Nebraska got its first taste of overtime in 1997, defeating Missouri, 45-38, in Columbia. With a 33-30 win in overtime at Colorado on Nov. 26, 1999, and a 27-24 win at Notre Dame on Sept. 9, 2000. The Huskers improved to a perfect 4-0 all-time in overtimes with their 27-20 double overtime win over Iowa State on Oct. 1, 2005. The win over the Cyclones marked the first overtime game in Memorial Stadium history.

## Nebraska's Greatest Comebacks

Nebraska tied the largest comeback in school history with its 38-31 win at Texas A&M on Oct. 26, 2002. The Huskers trailed 31-14 until I-back David Horne scored a touchdown with 6:39 left in the third quarter. Horne added two scores early in the fourth quarter, including the game-winner with 11:01 left in the game to give NU a 35-31 lead. The 17-point comeback tied the largest in Nebraska history, matching a comeback from 17 points behind at Kansas in 1991.

The Huskers have trailed by 10 or more points and rallied to win the game on 34 occasions in school history, most recently with their comeback from a 28-17 deficit with just over eight minutes remaining in the 2005 Alamo Bowl victory over Michigan. The win over the Wolverines marked NU's largest bowl comeback in school history.

NU's largest comebacks since 1965 are listed below, including the time the opponent scored to take its largest lead and the time NU produced the game-winning score.

Year	Opponent	Deficit (Time)	Game-Winning Score (Final)
2002	at Texas A&M	17, 7:43 left 3rd	TD, 11:01, 4th (38-31)
1991	at Kansas	17, 2:15 left 1st	TD, 8:46, 3rd (59-23)
1994	Wyoming	14, 0:25 left 1st	TD, 8:11, 3rd (42-32)
1991	Oklahoma	14, 12:39 left 2nd	TD, 2:57, 4th (19-14)
1979	Penn State	14, 3:00 left 1st	TD, 6:02, 2nd (42-17)
1979	Iowa	14, 5:21 left 3rd	FG, 5:52, 4th (24-21)
1968	Oklahoma State	14, 13:42 left 3rd	TD, 0:57, 4th (21-20)
1967	Kansas State	14, 3:19 left 1st	FG, 1:11, 4th (16-14)
1965	Missouri	14, end of 1st	FG, 5:56, 4th (16-14)
1960	Oklahoma	14, 11:19 left 2nd	FG, 1:38, 4th (17-14)
1951	Iowa State*	14, N/A	N/A
1950	Missouri*	14, N/A	N/A
1982	Hawaii	13, 9:12 left 3rd	TD, 11:27, 4th (37-16)
1941	Iowa*	13, N/A	N/A
1977	Colorado	12, 9:55 left 2nd	TD, 0:06, 2nd (33-15)
1966	Colorado	12, 3:39 left 2nd	TD, 0:53, 4th (21-19)
1950	Kansas*	12, N/A	N/A
1940	Iowa State*	12, N/A	N/A

\*-Specific scoring information is incomplete

## Nebraska's Largest Fourth Quarter Comebacks

Year	Opponent	4th Quarter Deficit	Final Score
1966	Colorado	7-19 (-12)	21-19
2005	vs. Michigan	17-28 (-11)	32-28
2002	at Texas A&M	21-31 (-10)	38-31
1982	at Hawaii	7-16 (-9)	37-16
<b>Bowl Games</b>			
2005	Michigan	17-28 (-11)	32-28 (Alamo Bowl)
1977	Florida	0-10 (-10)	13-10 (Sugar Bowl)
1974	North Carolina	7-17 (-10)	21-17 (Liberty Bowl)
1995	Miami	9-17 (-8)	24-17 (Orange Bowl)

## Trailed After Three Quarters, Rallied to Win Game

**Nebraska:** vs. Michigan (Alamo Bowl), Dec. 28, 2005 (NU trailed, 21-17, after three quarters, before winning 32-28)

**Opponent:** Missouri, Oct. 11, 2003 (Missouri trailed, 24-14, after three quarters, but rallied for a 41-24 victory)

## Trailed After Three Quarters and Rallied to Win Game in Lincoln

**Nebraska:** vs. Colorado, Nov. 27, 1998 (Nebraska trailed, 14-13, after three quarters before winning 16-14)

**Opponent:** Texas, Oct. 31, 1998 (Nebraska led 13-10, after three quarters before Texas rallied for a 20-16 victory)

## Tied After Three Quarters, Won Game:

**Nebraska:** vs. Missouri, Oct. 24, 1998 (Nebraska and Missouri were tied, 13-13, after three quarters before NU won 20-13)

**Opponent:** Kansas State, Nov. 14, 1998 (Nebraska and Kansas State were tied, 24-24, after three quarters before KSU won 40-30)

# Nebraska's Longest Team Streaks

(Includes bowl games)

## Winning Streak

Rk.	Wins	Ended By
1.	26, 1994-96	Arizona State, 19-0, Sept. 21, 1996, at Tempe
2.	24, 1901-04	Colorado, 6-0, Oct. 8, 1904, at Boulder
3.	23, 1970-71	UCLA, 20-17, Sept. 9, 1972, at Los Angeles
4.	22, 1982-83	Miami, 31-30, Jan. 2, 1984, at Miami (Orange Bowl)
5.	19, 1914-16	Kansas, 7-3, Nov. 18, 1916, in Lincoln
	19, 1996-98	Texas A&M, 28-21, Oct. 10, 1998 at College Station
7.	16, 1963-64	Oklahoma, 17-7, Nov. 21, 1964, at Norman
8.	14, 1912-14	South Dakota, 0-0, Oct. 10, 1914, in Lincoln
9.	13, 1999-2000	Oklahoma, 31-14, Oct. 28, 2000, at Norman
	13, 2000-01	Colorado, 62-36, Nov. 23, 2001, at Boulder
11.	11, 1974-75	Oklahoma, 35-10, Nov. 22, 1974, at Norman
	11, 1993	Florida State, 18-16, Jan. 1, 1994, at Miami (Orange Bowl)

## Unbeaten Streak

Rk.	Unbeaten	Ended By
1.	34, 1912-16	Kansas, 7-3, Nov. 18, 1916, in Lincoln
2.	32, 1969-72	UCLA, 20-17, Sept. 9, 1972, at Los Angeles
3.	13, 1932-33	Pittsburgh, 6-0, Nov. 18, 1933, at Pittsburgh

## Losing Streak

Rk.	Losses	Ended Against
1.	7, 1942-43	Kansas, 7-6, Oct. 23, 1943, in Lincoln
	7, 1957	Penn State, 14-7, Sept. 28, 1958, in Lincoln
3.	6, 1944-45	Kansas, 27-13, Nov. 3, 1945, in Lincoln
4.	5, four times	Most recently in 1958
8.	4, eight times	Most recently in 1961

## Winless Streak

Rk.	Non-Wins	Ended Against
1.	7, 1918-19	Missouri, 12-5, Nov. 8, 1919, at Columbia
2.	6, 1952-53	Miami, 20-16, Oct. 17, 1953, in Lincoln
3.	5, twice	Most recently in 1938

## Miscellaneous Streaks

### Most Consecutive Home Sellouts (275)

Nov. 3, 1962-present (NCAA record)

### Most Consecutive .500 or Better Seasons (42)

1962-2003

### Most Consecutive Winning Regular Seasons (42)

1962-2003

### Most Consecutive Winning Seasons (40)

1962-2001

### Most Consecutive Nine-Win Seasons (33)

1969-2001 (NCAA record)

### Most Consecutive Bowl Appearances (35)

1969-2003 (NCAA record)

### Most Consecutive Games Scored In (233)

Jan. 1, 1974-Nov. 29, 1991 (ended vs. Miami, 22-0, Jan. 1, 1992)

**Note:** Current Streak - 125 Games (Sept. 28, 1996-present)

Nebraska was last shut out at Arizona State, 19-0, Sept. 21, 1996 (The Huskers have been shut out just twice in the last 410 games)

### Most Consecutive Home Games Scored In (240)

Sept. 20, 1969-present (last shut out by Kansas State, 12-0, Nov. 9, 1968)

### Most Consecutive Home Victories (47)

Oct. 19, 1991-Oct. 24, 1998 (ended vs. Texas, 20-16, Oct. 31, 1998)

Fifth-longest in NCAA history

### Most Consecutive Games Unbeaten (34)

Oct. 28, 1912-Nov. 4, 1916 (ended vs. Kansas, 7-3, Nov. 18, 1916)

### Most Consecutive Road Victories (12)

Aug. 28, 1994-Jan. 2, 1996 (ended at Arizona State, 19-0, Sept. 21, 1996)

### Most Consecutive Regular-Season Road Victories (16)

Nov. 27, 1992-Nov. 11, 1995 (ended at Arizona State, 19-0, Sept. 21, 1996)

### Most Consecutive Regular-Season True Away Victories (14)\*

Nov. 27, 1992-Nov. 11, 1995 (ended at Arizona State, 19-0, Sept. 21, 1996)

\*excludes a win over Kansas State in Tokyo and a win over West Virginia in East Rutherford, N.J.

### Most Consecutive Bowl Victories (6)

Dec. 20, 1969 Sun Bowl-Dec. 31, 1974 Sugar Bowl (ended by Arizona State, 17-14, in

Dec. 26, 1975 Fiesta Bowl)

### Consecutive Homecoming Victories (36)

Nov. 8, 1969-Oct. 30, 2004 (ended by Texas Tech, 34-31, Oct. 8, 2005)

### Consecutive Season-Opening Victories (20)

Sept. 6, 1986 vs. Florida State (34-17)-present (last lost to Florida State, 17-13, in Lincoln, Sept. 7, 1985)

### Consecutive Regular-Season Conference Victories (40)

Nov. 27, 1992-Oct. 3, 1998 (ended at Texas A&M, 28-21, Oct. 10, 1998)

### Most Consecutive Losses (7)

Nov. 7, 1942-Oct. 16, 1943 (ended vs. Kansas, 7-6, Oct. 23, 1943);

Oct. 12-Nov. 23, 1957 (ended vs. Penn State, 14-7, Sept. 20, 1958)

### Most Consecutive Home Losses (6)

Nov. 17, 1956-Nov. 23, 1957 (ended vs. Penn State, 14-7, Sept. 20, 1958)

### Most Consecutive Road Losses (8)

Sept. 30, 1944-Oct. 27, 1945 (ended at Kansas State, 24-0, Nov. 10, 1945)

Oct. 12, 1957-Nov. 22, 1958 (ended at Minnesota, 32-12, Sept. 26, 1959)

### Most Consecutive Bowl Losses (7)

Jan. 1, 1988 Fiesta Bowl-Jan. 1, 1993 Orange Bowl (ended vs. Miami,

24-17, Jan. 1, 1994 Orange Bowl)

### Most Consecutive Conference Losses (7)

Oct. 11, 1958-Oct. 24, 1959 (ended vs. Oklahoma, 25-21, Oct. 31, 1959)

### Most Consecutive Shutouts (14)

Sept. 27, 1902-Oct. 24, 1903 (ended at Iowa, 17-6, Oct. 31, 1903)

### Most Consecutive Games Shut Out (4)

Nov. 14, 1942-Oct. 2, 1943 (ended vs. Indiana, 13-54, Oct. 9, 1943)

# Memorial Stadium Attendance/Streaks

## Nebraska Home Attendance, 1943-2005

Year	Home Games	Home Record	Overall Record	Total Attendance	Average Attendance
1943	4	1-3	2-6-0	28,872	7,218
1944	3	2-1	2-6-0	16,161	5,387
1945	5	3-2	4-5-0	74,371	14,874
1946	4	2-2	3-6-0	122,072	30,518
1947	5	0-5	2-7-0	142,410	28,482
1948	5	2-3	2-8-0	171,776	34,355
1949	5	2-3	4-5-0	166,954	33,391
1950	5	4-0-1	6-2-1	178,881	35,776
1951	5	0-5	2-8-0	179,444	35,889
1952	5	3-2	5-4-1	183,685	36,737
1953	5	2-3	3-6-1	170,568	34,114
1954	5	3-2	6-5-0*	175,144	35,029
1955	5	2-3	5-5-0	170,975	34,195
1956	6	3-3	4-6-0	197,517	32,920
1957	5	0-5	1-9-0	157,829	31,566
1958	5	3-2	3-7-0	150,795	30,159
1959	6	3-3	4-6-0	182,565	30,428
1960	6	2-4	4-6-0	199,973	33,329
1961	6	1-4-1	3-6-1	181,934	30,322
1962	6	5-1	9-2-0*	199,672	33,279
1963	6	5-1	10-1-0*	226,036	37,673
1964	5	5-0	9-2-0*	232,384	46,477
1965	6	6-0	10-1-0*	322,255	53,709
1966	5	5-0	9-2-0*	318,446	63,689
1967	5	3-2	6-4-0	320,932	64,186
1968	5	2-3	6-4-0	335,532	67,106
1969	6	5-1	9-2-0*	400,668	66,778
1970	6	6-0	11-0-1*	403,667	67,278
1971	7	7-0	13-0-0*	473,346	67,621
1972	6	5-1	9-2-1*	456,868	76,145
1973	6	6-0	9-2-1*	456,726	76,121
1974	7	5-2	9-3-0*	534,388	76,341
1975	7	7-0	10-2-0*	533,368	76,195
1976	6	4-2	9-3-1*	455,856	75,976
1977	7	5-2	9-3-0*	533,054	76,151
1978	6	5-1	9-3-0*	455,064	75,844
1979	6	6-0	10-2-0*	456,457	76,076
1980	7	5-2	10-2-0*	532,326	76,047
1981	6	5-1	9-3-0*	457,655	76,276
1982	6	6-0	12-1-0*	457,613	76,269
1983	6	6-0	12-1-0*	458,005	76,334
1984	6	5-1	10-2-0*	457,280	76,213
1985	7	6-1	9-3-0*	531,738	75,963
1986	6	5-1	10-2-0*	456,187	76,031
1987	7	6-1	10-2-0*	533,107	76,158
1988	6	6-0	11-2-0*	458,050	76,342
1989	7	7-0	10-2-0*	534,089	76,298
1990	7	6-1	9-3-0*	533,674	76,239
1991	7	6-1	9-2-1*	533,715	76,245
1992	6	6-0	9-3-0*	457,124	76,187
1993	7	7-0	11-1-0*	529,521	75,646
1994	6	6-0	13-0-0*	453,421	75,570
1995	7	7-0	12-0-0*	529,616	75,659
1996	6	6-0	11-2-0*	452,629	75,438
1997	6	6-0	13-0-0*	453,610	75,602
1998	7	6-1	9-4-0*	553,305	76,186
1999	6	6-0	12-1-0*	466,375	77,729
2000	6	6-0	10-2-0*	467,269	77,878
2001	8	8-0	11-2-0*	622,436	77,804
2002	8	6-2	7-7-0*	622,415	77,802
2003	7	6-1	10-3-0*	544,276	77,754
2004	6	4-2	5-6-0	466,153	77,692
2005	7	5-2	8-4-0*	542,397	77,485

\*Bowl game included.

## Nebraska's All-Time Best Home Winning Streaks

No.	Date Began	Date Ended	Consecutive Wins	Ended By
1.	10-19-1991	10-31-1998	47	Texas, 16-20
2.	9-28-1901	10-20-1906	33	ISU, 2-14
3.	11-27-1998	11-2-2002	26	Texas, 24-27
4.	9-27-1969	11-23-1972	23	Okla., 14-17
5.	10-3-1981	11-17-1984	21	Okla., 7-17
6.	10-26-1963	10-21-1967	20	Colo., 16-21
7.	9-3-1988	11-3-1990	19	Colo., 12-27

► Nebraska saw the end of a 47-game home winning streak in 1998, with a 20-16 loss to Texas. The 47-game streak is the longest in school history and the fifth-longest in NCAA history, falling 11 victories shy of Miami's all-time mark of 58 consecutive home victories from 1985 to 1994. The Huskers followed the Texas loss with 26 straight wins at Memorial Stadium, before a 27-24 win by the Longhorns in 2002.

► Nebraska owns a 110-10 record at Memorial Stadium in the past 18 years (1988-2005), and posted a 56-3 mark in the 1990s.

► Since 1980, Nebraska has posted a 154-17 record at Memorial Stadium. Included in that stretch are four of the seven longest home winning streaks in school history – a 47-game streak from 1991 to 1998; a 26-game streak from 1998 to 2002; a 21-game streak from 1981 to 1984; and a 19-game streak from 1988 to 1990.

► Nebraska has posted 40 unbeaten and untied home seasons, including nine since 1990 and 13 since 1980.

► Of Nebraska's 17 home losses since 1980, nine have come against teams that finished the season ranked in the top six in the Associated Press poll, including two teams that won the national championship.

## Nebraska's Home Losses Since 1980

Opponent	Score	Game Time	AP Ranking Final
<b>1980</b>			
Florida State	14-18	16	5
Oklahoma	17-21	9	3
<b>1981</b>			
Penn State	24-30	3	3
<b>1984</b>			
Oklahoma	7-17	4	6
<b>1985</b>			
Florida State	13-17	17	15
<b>1986</b>			
Oklahoma	17-20	3	3
<b>1987</b>			
Oklahoma	7-17	2	3
<b>1990</b>			
Colorado	12-27	9	1
<b>1991</b>			
Washington	21-36	4	2*
<b>1998</b>			
Texas	16-20	NR	15
<b>2002</b>			
Texas	24-27	7	6
Colorado	13-28	13	20
<b>2003</b>			
Kansas State	9-38	NR	14
<b>2004</b>			
Southern Miss	17-21	NR	NR
Colorado	20-26	NR	NR
<b>2005</b>			
Texas Tech	31-34	15	19
Oklahoma	24-31	NR	22

\* Washington finished second in the Associated Press final rankings, but was crowned national champions in the USA Today/CNN Coaches poll.

# Nebraska NCAA Statistical Champions

**Individual Rushing**  
(yards per game)  
1983 Mike Rozier, IB, 179.0

**Individual Scoring**  
(points per game)  
1950 B. Reynolds, HB-PK, 17.4\*  
1983 Mike Rozier, IB, 14.5  
\*NCAA record until 1988

**Individual Punt Returns**  
(yards per return)  
1986 Rod Smith, SE, 18.9

**Team Total Offense**  
(yards per game, since 1937)  
1978 501.4  
1982 518.6

1997 513.7  
**Team Scoring Offense**  
(points per game)  
1982 41.1  
1983 52.0  
1995 52.4  
1997 47.1

**Team Rushing Offense**  
(yards per game)  
1963 262.6  
1965 290.0  
1980 378.3  
1982 394.3  
1983 401.7  
1985 374.3  
1988 382.3

1989 375.3  
1991 353.2  
1992 328.2  
1994 340.0  
1995 399.8  
1997 392.6  
2000 349.3  
2001 314.7

**Team Total Defense**  
(yards per game)  
1967 157.6  
1984 203.3

**Team Scoring Defense**  
(opponent points per game)  
1984 9.5

**Team Pass Defense**  
(YPG until 1989, eff. rating since)  
1967 90.1  
1973 39.9  
1981 100.1  
2003 88.7

**Turnover Margin**  
1992 +1.64  
2003 +1.77

**Interceptions**  
2003 32

**Net Punting**  
(net average yards per punt)  
1992 41.7

# Nebraska Conference Statistical Champions

\*Led NCAA

**Individual Total Offense**  
(yards per game)  
1971 Jerry Tagge, QB, 194.4  
1974 Dave Humm, QB, 141.5  
1976 Vince Ferragamo, QB, 173.8

**Individual Rushing**  
(yards per game)  
1940 Harry Hopp, HB, 55.8  
1950 Bobby Reynolds, HB, 149.1  
1980 Jarvis Redwine, IB, 124.3  
1983 Mike Rozier, IB, 179.0\*  
1984 Doug DuBose, IB, 94.5  
1986 Keith Jones, IB, 83.0  
1992 Calvin Jones, IB, 110.0  
1993 Calvin Jones, IB, 115.9  
2001 Dahrnan Diedrick, IB, 118.1

**Individual Passing**  
(yards per game through 1979;  
NCAA ratings, 1980-present)  
1964 Bob Churchich, 89.3  
1967 Frank Patrick, 144.9  
1971 Jerry Tagge, 168.3  
1974 Dave Humm, 130.5  
1976 Vince Ferragamo, 172.6  
1989 Gerry Gdowski, 177.3  
1990 Mickey Joseph, 141.9  
1991 Keithen McCant, 146.5  
1994 Brook Berringer, 149.5

**Individual Receiving**  
(receptions per game)  
1971 Johnny Rodgers, WB, 4.4  
1979 Tim Smith, SE, 2.7

**Individual Scoring**  
(points per game)  
1928 Clair Sloan, HB, 3.9  
1929 Robert Young, HB, 3.0  
1933 Bernie Masterson, HB, 2.8  
1935 Sam Francis, FB, 3.2  
1936 Lloyd Cardwell, HB, 4.0  
1950 B. Reynolds, HB-PK, 17.4\*\*  
1964 Kent McCloughan, HB, 7.4  
1970 Joe Orduna, IB, 7.8  
1972 Johnny Rodgers, WB, 9.3  
1982 Mike Rozier, IB, 9.3  
1983 Mike Rozier, IB, 14.5\*

1991 Calvin Jones, IB, 8.6  
1992 Calvin Jones, IB, 8.2  
1993 Calvin Jones, IB, 8.7  
1995 Kris Brown, PK, 8.8  
2000 Eric Crouch, QB, 10.9

**Individual Punting**  
(yards per punt)  
1945 Chick Story, 37.8  
1947 Jack Pesek, 42.7  
1951 Jim Cederdahl, 42.7  
1972 Rich Sanger, 40.2  
1984 Scott Livingston, 41.2  
1998 Bill Lafleur, 44.9  
2003 Kyle Larson, 45.1  
2005 Sam Koch, 46.5

**Individual Interceptions**  
1989 Reggie Cooper, SS, 0.4  
1991 Kenny Wilhite, CB, 6 (shared  
lead in total interceptions)  
1994 Barron Miles, CB, 0.42  
2003 Josh Bullocks, FS, 0.77

**Team Total Offense**  
(yards per game, since 1937)  
1963 347.6  
1964 348.5  
1965 404.0  
1966 318.8  
1977 415.4  
1978 501.4\*  
1979 464.8  
1980 506.9  
1981 437.5  
1982 518.6\*  
1983 546.7  
1984 427.5  
1985 472.5  
1989 513.3  
1990 444.4  
1991 506.5  
1992 438.2  
1995 556.3  
1997 513.7\*  
2000 459.9  
2001 451.2

**Team Rushing Offense**  
(yards per game)  
1940 200.1

1963 262.6\*  
1965 290.0\*  
1966 222.4  
1980 378.3\*  
1982 394.3\*  
1983 401.7\*  
1984 311.1  
1985 374.3\*  
1988 382.3\*  
1989 375.3\*  
1990 340.0  
1991 353.2\*  
1992 328.2\*  
1993 287.9  
1994 340.0\*  
1995 399.8\*  
1996 291.9  
1997 392.6\*  
1998 253.8  
1999 265.9  
2000 349.3\*  
2001 314.7\*  
2002 268.7

**Team Passing Offense**  
(yards per game)  
1948 112.3  
1964 122.0  
1967 154.7  
1971 179.3  
1972 221.0  
1974 152.2  
1976 188.0

**Team Total Defense**  
(yards per game)  
1940 144.3  
1964 167.0  
1965 202.7  
1966 228.0  
1967 157.6\*  
1969 253.3  
1971 202.9  
1972 219.2  
1975 224.1  
1976 262.3  
1979 216.6  
1980 209.1  
1981 240.5  
1984 203.3\*  
1988 262.8

1989 274.1  
1990 263.5  
1993 307.6  
1994 258.8  
1996 255.4

**Team Rushing Defense**  
(yards per game)  
1940 85.6  
1963 99.9  
1964 100.5  
1965 109.2  
1966 99.6  
1967 67.5  
1970 145.0  
1971 85.9  
1975 137.7  
1978 150.7  
1979 93.1  
1980 86.4  
1982 125.5  
1988 127.9  
1989 111.3  
1993 143.7  
1994 79.3  
1995 78.4  
1996 83.8  
1997 73.4  
1999 77.1

**Team Pass Defense**  
(YPG until 1989, eff. rating since)  
1940 58.8  
1946 81.8  
1955 43.8  
1964 66.5  
1967 90.1\*  
1969 122.9  
1971 117.0  
1972 106.5  
1973 39.9\*  
1975 86.4  
1977 94.3  
1981 100.1\*  
1984 124.5  
1988 134.8  
1990 92.2  
1993 102.3  
2001 83.8  
2003 88.7

# Series Records vs. 2006 Opponents

## Louisiana Tech Series

Games: 1

Standing: Nebraska leads, 1-0-0

At Lincoln: Nebraska leads, 1-0-0

At Memorial Stadium: Nebraska leads, 1-0-0

Current win streak (start): Nebraska, one game (1998)

Date	Site	Rank		Result	Score
		NU/La. Tech	Rank		
8/29/1998	Lincoln	4/		W	56-27

**Series Notes:** The Huskers will meet Louisiana Tech for just the second time when they clash with the Bulldogs in the 2006 season opener on Sept. 2...it will mark the second time Nebraska has played Louisiana Tech in a season-opening game at Memorial Stadium...NU met Tech the first time in Frank Solich's first game as the Husker head coach...La. Tech quarterback Tim Rattay set an NU opponent record with 590 yards passing in the first meeting, while wide receiver Troy Edwards set an NCAA record with 405 yards receiving...former NU assistant coach George Darlington is an assistant on the Louisiana Tech coaching staff.

## Nicholls State Series

**Series Notes:** The Huskers and Colonels meet for the first time ever in Nebraska's second game of 2006 on Sept. 9.

## USC Series

Games: 2

Standing: USC leads, 1-0-1

At Lincoln: USC leads, 1-0-0

At Memorial Stadium: USC leads, 1-0-0

At Los Angeles: Series tied, 0-0-1

At LA Coliseum: Series leads, 0-0-1

Current win streak (start): None

Date	Site	Rank		Result	Score
		NU/USC	Rank		
1969	Lincoln	/5		L	21-31
1970	Los Angeles	9/3		T	21-21

Series scoring	Total	Average
	Nebraska	42
USC	52	26.0

**Series Notes:** Nebraska will meet USC for the first time since tying the Trojans in 1970...The tie with USC was the only blemish on the record of Nebraska's first national championship team in 1970...NU's loss to the Trojans in 1969 came in the Huskers' season opener at Memorial Stadium...the Nebraska and USC football programs have combined for 16 national championships and eight Heisman Trophy winners...the Trojans won back-to-back titles in 2003, 2004 and 1931, 1932...the Huskers won back-to-back titles in 1994, 1995 and 1970, 1971...USC and NU combined to win three straight titles in 1970, 1971 and 1972...Nebraska and USC are scheduled to square off in Lincoln on Sept. 15, 2007.

## Troy Series

Games: 3

Standing: Nebraska leads, 3-0-0

At Lincoln: Nebraska leads, 3-0-0

At Memorial Stadium: Nebraska leads, 3-0-0

Current win streak (start): Nebraska, three games (2001)

Date	Site	Rank		Result	Score
		NU/Troy	Rank		
2001	Lincoln	5/		W	42-14
2002	Lincoln	9/		W	31-16
2003	Lincoln	12/		W	30-0

Series scoring	Total	Average
Nebraska	103	34.3
Troy	30	10.0

**Series Notes:** Nebraska and Troy State will be meeting for the fourth time in the past five seasons in Lincoln when the two teams play on Sept. 23...the game will mark Nebraska's second straight game against a team nicknamed the Trojans...the 2003 game marked one of two shutouts by the Cornhuskers that season, joining a 28-0 win over Iowa State...NU held Troy to 150 total yards including 66 rushing and 84 passing...tight end Matt Herian had three catches for 110 yards in 2003...in 2002, NU won 31-16 despite being outgained by Troy, 347-313...DeJuan Groce tied an NCAA record with two punt returns for touchdowns in 2002...in 2001, NU's defense recorded eight sacks and scored a defensive touchdown in a 42-14 win...that contest marked the Trojans' first-ever game at the Division I level in football...at the Division I-AA level, Troy earned a postseason playoff berth eight times and won two Division II titles (1984 and 1987) and the NAIA title (1968)...Nebraska is 9-3 against teams from the state of Alabama (3-0 vs. Troy, 3-0 vs. Auburn, 2-0 vs. UAB, 2-3 vs. Alabama).

## Kansas Series

Games: 112

Standing: Nebraska leads, 87-22-3

At Lincoln: Nebraska leads, 41-15-2

At Memorial Stadium: Nebraska leads, 32-7-2

At Lawrence: Nebraska leads, 46-7-1

At KU Memorial Stadium: Nebraska leads, 37-6-0

Series continuous since: 1906 (100 games)

Current win streak (start): Kansas, one game (2005)

Date	Site	Rank		Result	Score
		NU/KU	Rank		
11/12/1892	Lincoln	/		L	0-12
11/18/1893	Lincoln	/		L	0-18
11/17/1894	Lincoln	/		W	12-6
11/16/1895	Lincoln	/		L	4-8
11/7/1896	Lawrence	/		L	4-18
11/13/1897	Lincoln	/		W	6-5
11/5/1898	Lawrence	/		W	18-6
11/18/1899	Lincoln	/		L	20-36
11/17/1900	Lawrence	/		W	12-0
11/16/1901	Lincoln	/		W	29-5
11/8/1902	Lincoln	/		W	16-0
11/14/1903	Lawrence	/		W	6-0
11/17/1906	Lincoln	/		L	6-8
11/9/1907	Lawrence	/		W	16-6
11/14/1908	Lincoln	/		L	5-20
11/6/1909	Lincoln	/		L	0-6
11/5/1910	Lawrence	/		W	6-0
11/18/1911	Lawrence	/		W	29-0
11/16/1912	Lincoln	/		W	14-3
11/15/1913	Lawrence	/		W	9-0
11/14/1914	Lincoln	/		W	35-0
11/13/1915	Lawrence	/		W	33-0
11/18/1916	Lincoln	/		L	3-7
11/17/1917	Lawrence	/		W	13-3
11/16/1918	Lincoln	/		W	20-0
11/15/1919	Lincoln	/		W	19-7
11/13/1920	Lawrence	/		T	20-20
11/12/1921	Lincoln	/		W	28-0
11/11/1922	Lawrence	/		W	28-0
10/20/1923	Lincoln	/		T	0-0
10/25/1924	Lawrence	/		W	14-7
10/24/1925	Lincoln	/		W	14-0
10/23/1926	Lawrence	/		W	20-3
11/5/1927	Lincoln	/		W	47-13
11/3/1928	Lawrence	/		W	20-0
11/2/1929	Lincoln	/		W	12-6

11/8/1930	Lawrence	/		W	16-0
10/24/1931	Lincoln	/		W	6-0
10/22/1932	Lawrence	/		W	20-6
11/11/1933	Lincoln	/		W	12-0
11/17/1934	Lawrence	/		W	3-0
11/9/1935	Lincoln	/		W	19-13
11/7/1936	Lawrence	8/		W	26-0
11/6/1937	Lincoln	6/		T	13-13
11/5/1938	Lawrence	/		W	16-7
11/11/1939	Lincoln	/		W	7-0
10/19/1940	Lawrence	/		W	53-2
10/11/1941	Lincoln	/		W	32-0
10/31/1942	Lawrence	/		W	14-7
10/23/1943	Lincoln	/		W	7-6
10/21/1944	Lawrence	/		L	0-20
11/3/1945	Lincoln	/		W	27-13
10/19/1946	Lawrence	/		W	16-14
11/8/1947	Lincoln	/		L	7-13
10/23/1948	Lawrence	/		L	7-27
11/4/1949	Lincoln	/		L	13-27
10/28/1950	Lawrence	/		W	33-26
11/3/1951	Lincoln	/		L	7-27
11/8/1952	Lawrence	/7		W	14-13
10/31/1953	Lincoln	/		W	9-0
11/6/1954	Lawrence	20/		W	41-20
10/29/1955	Lincoln	/		W	19-14
11/10/1956	Lawrence	/		W	26-20
11/2/1957	Lincoln	/		L	12-14
11/8/1958	Lawrence	/		L	7-29
10/10/1959	Lincoln	/		L	3-10
11/5/1960	Lawrence	/		L	0-31
11/4/1961	Lincoln	/		L	6-28
11/10/1962	Lawrence	/		W	40-16
11/9/1963	Lincoln	/		W	23-9
11/7/1964	Lawrence	5/		W	14-7
11/6/1965	Lincoln	3/		W	42-6
11/5/1966	Lawrence	6/		W	24-13
10/14/1967	Lawrence	8/		L	0-10
10/12/1968	Lincoln	9/6		L	13-23
10/18/1969	Lincoln	/		W	21-17
10/17/1970	Lawrence	5/		W	41-20
10/16/1971	Lincoln	1/		W	55-0
10/21/1972	Lawrence	5/		W	56-0
10/20/1973	Lincoln	11/18		W	10-9
10/19/1974	Lawrence	12/13		W	56-0
10/11/1975	Lincoln	4/		W	16-0
10/30/1976	Lawrence	9/		W	31-3
11/12/1977	Lincoln	12/		W	52-7
11/4/1978	Lawrence	4/		W	63-21
10/13/1979	Lincoln	5/		W	42-0
10/11/1980	Lawrence	10/		W	54-0
10/31/1981	Lincoln	12/		W	31-15
10/30/1982	Lawrence	6/		W	52-0
11/12/1983	Lincoln	1/		W	67-13
11/10/1984	Lawrence	2/		W	41-7
11/16/1985	Lincoln	2/		W	56-6
11/15/1986	Lawrence	6/		W	70-0
10/10/1987	Lincoln	2/		W	54-2
10/8/1988	Lawrence	9/		W	63-10
11/11/1989	Lincoln	6/		W	51-14
11/10/1990	Lawrence	13/		W	41-9
11/9/1991	Lawrence	11/		W	59-23
11/7/1992	Lincoln	7/13		W	49-7
11/6/1993	Lawrence	6/		W	21-20
11/5/1994	Lincoln	1/		W	45-17
11/11/1995	Lawrence	1/10		W	41-3
10/26/1996	Lincoln	5/		W	63-7
10/25/1997	Lawrence	1/		W	35-0
10/17/1998	Lincoln	8/		W	41-0
10/30/1999	Lawrence	8/		W	24-17
11/4/2000	Lincoln	5/		W	56-17



11/3/2001	Lawrence	2/	W	51-7
11/9/2002	Lincoln	/	W	45-7
11/8/2003	Lawrence	19/	W	24-3
10/2/2004	Lincoln	/	W	14-8
11/5/2005	Lawrence	/	L	15-40

Series scoring	Total	Average
Nebraska	2,791	24.9
Kansas	1,036	9.3

**Highest NU score:** 70 in 1986 (70-0)  
**Widest NU margin:** 70 in 1986 (70-0)  
**Highest KU score:** 40 in 2005 (40-15)  
**Widest KU margin:** 31 in 1960 (31-0)  
**Highest scoring game:** 84 in 1978 (NU 63, KU 21)  
**Longest NU win streak:** 36 games, 1969-2004  
**Longest NU unbeaten streak:** 36 games, 1969-2004  
**Longest KU win streak:** Five games, 1957-61  
**Shutouts by (last time):** NU 32 (1998), KU 7 (1967)  
**Series Notes:** The 1993 game marked Nebraska's 1,000th intercollegiate football game and the 100th between the two teams in the series...the NU-KU series is tied for the third-longest in NCAA Division I-A history at 112 games, trailing only Minnesota-Wisconsin (115) and KU-Missouri (114)...the series is continuous since 1906 (100 games), making it the longest current continuous series in I-A and an NCAA record (surpassing the 95 games by Kansas-Oklahoma, 1903-97)...the 1923 game was the dedication game for NU's Memorial Stadium...Kansas' 7-3 win in 1916 ended NU's 34-game unbeaten streak...NU started its 36-game unbeaten streak vs. KU with a 21-17 win over the Jayhawks in 1969, and had a 27-game unbeaten streak from 1917 to 1943...KU's 100th football win was an 8-6 victory over Nebraska in 1906...the Huskers handed KU its only losses in 1898 (7-1-0) and 1910 (6-1-1)...the 1986 game is Kansas' worst-ever defeat (70-0)...the 1907 game was NU's first in the old Missouri Valley Conference, forerunner of the Big Eight...Nebraska was nationally ranked entering the KU game for 32 consecutive seasons until 2002...the 1992 game was the first time both teams entered the game ranked since 1974, and in 1995, both teams entered the game ranked in the top 10 for the first time since 1968...NU's 21-20 win in 1993 was the second one-point victory in NU's 36-game win streak (10-9 in 1973) vs. KU from 1969 through 2004...three of the last six meetings in Lincoln have been night games...Kansas has been held to single digits in 24 of the last 35 meetings, and has been shut out 10 times in that period...NU is 21-6-2 vs. KU on Homecoming...during NU's 36-game win streak KU played the Huskers within one touchdown only five times, including 2004 (14-8)...NU scored 40 or more points in 26 of those 36 games...KU's 40 points in last year's streak-stopping victory marked its highest point total in the series.

## Iowa State Series

**Games:** 100  
**Standing:** Nebraska leads, 82-16-2  
**At Lincoln:** Nebraska leads, 48-6-0  
**At Memorial Stadium:** Nebraska leads, 38-4-0  
**At Ames:** Nebraska leads, 33-10-2  
**At Jack Trice Stadium:** Nebraska leads, 11-4-0  
**At Neutral Site (Omaha):** Nebraska leads, 1-0-0  
**Series continuous since:** 1926 (80 games)  
**Current win streak (start):** Nebraska, one game (2005)

Date	Site	Rank NU/ISU	Result	Score
11/19/1896	Lincoln	/	W	12-4
10/8/1897	Ames	/	L	0-10
10/8/1898	Lincoln	/	W	23-10
10/6/1899	Ames	/	L	0-33
10/13/1900	Lincoln	/	W	30-0
10/26/1901	Lincoln	/	W	17-0
11/4/1905	Lincoln	/	W	21-0
10/20/1906	Lincoln	/	L	2-14
11/2/1907	Lincoln	/	W	10-9

11/7/1908	Omaha	/	W	23-17
11/12/1910	Lincoln	/	W	24-0
11/4/1911	Ames	/	T	6-6
11/1/1913	Ames	/	W	18-9
10/31/1914	Lincoln	/	W	20-7
10/30/1915	Ames	/	W	21-0
11/4/1916	Lincoln	/	W	3-0
11/1/1919	Lincoln	/	L	0-3
11/19/1921	Ames	/	W	35-3
11/25/1922	Lincoln	/	W	54-6
11/17/1923	Ames	/	W	26-14
10/30/1926	Lincoln	/	W	31-6
10/1/1927	Lincoln	/	W	6-0
10/6/1928	Ames	/	W	12-0
11/28/1929	Lincoln	/	W	31-12
10/18/1930	Ames	/	W	14-12
11/21/1931	Lincoln	/	W	23-0
10/8/1932	Lincoln	/	W	12-6
10/14/1933	Ames	/	W	20-0
10/27/1934	Lincoln	/	W	7-6
10/5/1935	Ames	/	W	20-7
10/3/1936	Lincoln	/	W	34-0
10/9/1937	Ames	/	W	20-7
10/8/1938	Lincoln	/	L	7-8
10/14/1939	Ames	/	W	10-7
11/23/1940	Lincoln	8/	W	21-12
10/4/1941	Ames	/	W	14-0
10/3/1942	Lincoln	/	W	26-0
10/16/1943	Ames	/	L	6-27
11/11/1944	Lincoln	/	L	6-19
10/20/1945	Ames	/	L	7-27
11/16/1946	Lincoln	/	W	33-0
10/11/1947	Ames	/	W	14-7
9/25/1948	Lincoln	/	W	19-15
11/12/1949	Ames	/	W	7-0
11/18/1950	Lincoln	18/	W	20-13
11/10/1951	Ames	/	W	34-27
10/4/1952	Lincoln	/	W	16-0
11/7/1953	Ames	/	W	27-19
10/2/1954	Lincoln	/	W	39-14
11/5/1955	Ames	/	W	10-7
10/6/1956	Lincoln	/	W	9-7
11/9/1957	Ames	/	L	0-13
10/4/1958	Lincoln	/	W	7-6
11/7/1959	Ames	/	L	6-18
10/1/1960	Lincoln	/	L	7-10
11/11/1961	Ames	/	W	16-13
10/6/1962	Lincoln	/	W	36-22
10/5/1963	Lincoln	/	W	21-7
10/3/1964	Ames	/	W	14-7
10/2/1965	Lincoln	3/	W	44-0
10/1/1966	Ames	6/	W	12-6
11/4/1967	Lincoln	/	W	12-0
11/2/1968	Ames	/	W	24-13
11/8/1969	Lincoln	20/	W	17-3
11/7/1970	Ames	4/	W	54-29
11/6/1971	Lincoln	1/	W	37-0
11/11/1972	Ames	3/17	T	23-23
11/10/1973	Lincoln	11/	W	31-7
11/9/1974	Ames	9/	W	23-13
11/15/1975	Lincoln	2/	W	52-0
11/13/1976	Ames	9/	L	28-37
10/15/1977	Lincoln	9/	L	21-24
10/7/1978	Ames	10/15	W	23-0
11/17/1979	Lincoln	3/	W	34-3
11/15/1980	Ames	4/	W	35-0
11/14/1981	Lincoln	7/	W	31-7
11/13/1982	Ames	4/	W	48-10
11/5/1983	Lincoln	1/	W	72-29
11/3/1984	Ames	3/	W	44-0
11/9/1985	Lincoln	3/	W	49-0
11/8/1986	Ames	3/	W	35-14
11/7/1987	Lincoln	2/	W	42-3
11/5/1988	Ames	7/	W	51-16
10/28/1989	Lincoln	4/	W	49-17

10/27/1990	Ames	4/	W	45-13
11/16/1991	Lincoln	11/	W	38-13
11/14/1992	Ames	7/	L	10-19
11/13/1993	Lincoln	4/	W	49-7
11/12/1994	Ames	1/	W	28-12
11/4/1995	Lincoln	1/	W	73-14
11/16/1996	Ames	5/	W	49-14
11/15/1997	Lincoln	3/	W	77-14
11/7/1998	Ames	14/	W	42-7
10/9/1999	Lincoln	4/	W	49-14
10/7/2000	Ames	2/	W	49-27
10/6/2001	Lincoln	4/	W	48-14
9/28/2002	Ames	20/19	L	14-36
10/25/2003	Lincoln	14/	W	28-0
11/6/2004	Ames	/	L	27-34
10/1/2005	Lincoln	/23	W	27-20 2OT

Series scoring	Total	Average
Nebraska	2,548	25.5
Iowa State	1,018	10.2

**Highest NU score:** 77 in 1997 (77-14)  
**Widest NU margin:** 63 in 1997 (77-14)  
**Highest ISU score:** 37 in 1976 (37-28)  
**Widest ISU margin:** 33 in 1899 (33-0)  
**Highest-scoring game:** 101 in 1983 (NU 72, ISU 29)  
**Lowest-scoring game:** 3, twice (NU 3, ISU 0, in 1916; ISU 3, NU 0, in 1919)  
**Longest NU win streak:** 15 games, 1921-37  
**Longest ISU win streak:** 3 games, 1943-45  
**Shutouts by (last time):** NU 25 (2003), ISU 4 (1957)  
**Series Notes:** This season's matchup will be the 101st in series history, the second-longest for Nebraska behind only the NU-Kansas series (112 games) entering 2005... Nebraska's 27-20 double-overtime victory over Iowa State in 2005 marked the first overtime game in Memorial Stadium history...NU quarterback Zac Taylor set school passing marks by completing 36-of-55 passes for 431 yards and two touchdowns in 2005...NU's win last season marked the Huskers' 13th consecutive victory over Iowa State in Lincoln...Iowa State has won back-to-back games over the Huskers in Ames...the 2005 game marked the first time in the 100-game history of the series that Iowa State entered the game ranked in the top 25 and NU entered the game unranked...the outcome of the 1907 game is disputed; Iowa State claims a 13-10 win, and NU annuals claim a 10-9 victory...the 1914 game was NU's 200th all time... ISU handed Nebraska its only loss in 1897 (5-1-0), and the Huskers gave the Cyclones their only loss in 1907 (7-1-0)... NU has had win streaks in the series of 15, 14, 11 and 11 games; unbeaten streaks of 15 and 8 games...the 1983 game was, at the time, the highest-scoring game at NU's Memorial Stadium...the 1974 game was the last game ever played at Iowa State's old Clyde Williams Field, and the 1969 game was the last game on grass at NU's Memorial Stadium... in 1976, ISU won the first game played at the new Cyclone Stadium before NU won the next seven in Ames...1992's 19-10 NU loss marked the only time a Tom Osborne-coached NU team lost a game to a team that finished below .500... NU was ranked in 35 straight meetings until 2004 and was in the top 10 entering 29 of those games...NU's 77 points in 1997 is its most ever against a league opponent and tied the record for most points at Memorial Stadium...NU has scored at least 40 points in seven of the past 11 meetings overall, and at least 35 in 10 of the last 12 matchups in Lincoln...NU's shutout in 2003 was its first against ISU in 18 years, since a 49-0 win in 1985, and NU's 25th overall against the Cyclones...current ISU wide receivers coach Mike Grant lettered three years (1989, 1990 and 1992) at quarterback for Nebraska...ISU offensive coordinator Barney Cotton lettered at NU in 1976, 1977 and 1978, and served as offensive coordinator in 2003.















Nebraska has been nearly unbeatable at Memorial Stadium since 1980, posting a 154-17 record during the past 26 seasons.

**Washington (Series tied 3-3-1)**

1925	H	6	6	T
1926	A	6	10	L
1967	A	17	7	W
1991	H	21	36	L
1992	A	14	29	L
1997	A	27	14	W
1998	H	55	7	W
<b>Totals</b>		<b>146</b>	<b>109</b>	

**Washington State (NU trails 1-3)**

1920	H	20	21	L
1957	H	12	35	L
1977	H	10	19	L
1995	H	35	21	W
<b>Totals</b>		<b>77</b>	<b>96</b>	

**Western Illinois (NU leads 1-0)**

2004	H	56	17	W
------	---	----	----	---

**West Virginia (NU leads 1-0)**

1994	N	31	*0	W
------	---	----	----	---

\*Kickoff Classic at East Rutherford, N.J.

**Wisconsin (NU leads 3-2)**

1901	N	0	*18	L
1965	H	37	0	W
1966	A	31	3	W
1973	H	20	16	W
1974	A	20	21	L
<b>Totals</b>		<b>108</b>	<b>58</b>	

\*at Milwaukee

**Wyoming (NU leads 5-0)**

1934	H	50	0	W
1968	H	13	10	W
1983	H	56	20	W
1984	H	42	7	W
1994	H	42	32	W
<b>Totals</b>		<b>203</b>	<b>69</b>	

Note: Year listed for bowl game indicates regular season it followed.

**Non-Division I Opponents\***

Team	W	L	T	Last Meeting
Adrian	1	0	0	1912
Baker	0	0	1	1893
Bellevue	3	0	0	1912
Butte (Montana)	0	2	0	1896
Camp Dodge	0	1	0	1918
Carlisle Indians	0	1	0	1908
Chicago	1	1	0	1935
Colgate	1	0	0	1924
Creighton	3	0	0	1904
Denver A. C.	3	1	0	1898
Denver U.	4	0	0	1910
Doane	16	2	0	1912
Drake	6	2	0	1926
Grinnell	7	2	0	1927
Grand Island	3	0	0	1905
Haskell	7	2	0	1921
Hastings	2	0	0	1906
Iowa Pre-flight	0	1	0	1942
Kansas City Medics	1	2	2	1900
Kearney State	1	0	0	1911
Kirkville Osteopaths	1	0	0	1901
Knox	5	0	0	1909
Montana State	2	0	0	1930
Morningside	1	0	0	1914
Nebraska Wesleyan	8	0	0	1921
New York U.	2	0	0	1927
North Dakota	1	0	0	1961
Omaha Balloon	1	0	0	1918
Omaha Univ. Club	1	0	0	1895
Omaha YMCA	3	0	0	1894
Ottawa	1	0	0	1894
Peru State	3	0	0	1910
Saint Louis	0	1	0	1907
Sioux City A. C.	1	0	0	1895
South Dakota	14	1	2	1964
South Dakota State	1	0	0	1963
Tarkio	3	0	0	1900
Wabash	1	0	0	1920
Washburn	4	0	0	1915
Washington (Mo.)	1	2	0	1926
William Jewell	1	0	0	1898

\*Teams that no longer sponsor football, have not faced the Huskers in the modern era or were Division II or below in 2005.

**NU Homecoming Games**

Won 71, Lost 20, Tied 4,

Year	Opponent	Result	Year	Opponent	Result
1911	Michigan	T, 6-6	1959	Oklahoma	W, 25-21
1912	Kansas	W, 14-3	1960	Missouri	L, 0-28
1913	Minnesota	W, 7-0	1961	Kansas	L, 6-28
1914	Kansas	W, 35-0	1962	Missouri	L, 7-16
1915	Iowa	W, 52-7	1963	Colorado	W, 41-6
1916	Kansas	L, 3-7	1964	Kansas State	W, 47-0
1917	Missouri	W, 52-0	1965	Colorado	W, 38-13
1918	Kansas	W, 20-0	1966	Kansas State	W, 21-10
1919	Kansas	W, 19-7	1967	Oklahoma State	W, 9-0
1920	Notre Dame	L, 7-16	1968	Kansas State	L, 0-12
1921	Kansas	W, 28-0	1969	Iowa State	W, 17-3
1922	Missouri	W, 48-0	1970	Kansas State	W, 51-13
1923	Kansas	T, 0-0	1971	Kansas	W, 55-0
1924	Colgate	W, 35-7	1972	Oklahoma State	W, 34-0
1925	Kansas	W, 14-0	1973	Kansas	W, 10-9
1926	Kansas State	W, 3-0	1974	Oklahoma State	W, 7-3
1927	Kansas	W, 47-13	1975	Kansas	W, 16-0
1928	Missouri	W, 24-0	1976	Kansas State	W, 51-0
1929	Kansas	W, 12-6	1977	Colorado	W, 33-15
1930	Missouri	T, 0-0	1978	Kansas State	W, 48-14
1931	Kansas	W, 6-0	1979	Kansas	W, 42-0
1932	Kansas State	W, 6-0	1980	Oklahoma State	W, 48-7
1933	Kansas	W, 12-0	1981	Kansas	W, 31-15
1934	Missouri	W, 13-6	1982	Kansas State	W, 42-13
1935	Kansas	W, 19-13	1983	Colorado	W, 69-19
1936	Missouri	W, 20-0	1984	Oklahoma State	W, 17-3
1937	Kansas	T, 13-13	1985	Colorado	W, 17-7
1938	Missouri	L, 10-13	1986	Oklahoma State	W, 30-10
1939	Kansas	W, 7-0	1987	Kansas State	W, 56-3
1940	Missouri	W, 20-7	1988	Oklahoma State	W, 63-42
1941	Indiana	L, 13-21	1989	Iowa State	W, 49-17
1942	Indiana	L, 0-12	1990	Missouri	W, 69-21
1943	Kansas	W, 7-6	1991	Kansas State	W, 38-31
1944	Missouri	W, 24-20	1992	Colorado	W, 52-7
1945	Kansas	W, 27-13	1993	Kansas State	W, 45-28
1946	Missouri	L, 20-21	1994	Colorado	W, 24-7
1947	Kansas	L, 7-13	1995	Kansas State	W, 49-25
1948	UCLA	L, 15-27	1996	Baylor	W, 49-0
1949	Kansas	L, 13-27	1997	Texas Tech	W, 29-0
1950	Missouri	W, 40-34	1998	Kansas	W, 41-0
1951	Kansas	L, 7-27	1999	Iowa State	W, 49-14
1952	Minnesota	L, 7-13	2000	Kansas	W, 56-17
1953	Colorado	L, 10-14	2001	Texas Tech	W, 41-31
1954	Pittsburgh	L, 7-21	2002	Kansas	W, 45-7
1955	Colorado	W, 37-20	2003	Texas A&M	W, 48-12
1956	Missouri	W, 15-14	2004	Missouri	W, 24-3
1957	Kansas	L, 12-14	2005	Texas Tech	L, 31-34
1958	Missouri	L, 0-31			



Nebraska won 36 consecutive Homecoming contests from 1969 through 2004.



# 2005 Game-by-Game

## Game 1

Nebraska 25  
Maine 7

Lincoln, Neb.  
Sept. 3, 2005

Lincoln, Neb. — Nebraska's defense bombarded Maine behind the line, and NU's special teams created big plays in the Huskers' 25-7 win in front of the NCAA-record 269th consecutive sellout at Memorial Stadium. A crowd of 77,469 fans and a Fox Sports Net pay-per-view audience watched the Blackshirts tie school records with 18 tackles for loss and 11 sacks. NU's 18 TFL's matched the record set against Iowa State on Nov. 8, 1969, while the 11 sacks tied the mark set against Oregon State on Sept. 30, 1989. Stewart Bradley and Corey McKeon each record three tackles for loss, while Bradley, Adam Carriker and Le Kevin Smith notched two sacks apiece. Sophomore linebacker Bo Ruud added a 27-yard fourth-quarter interception return and a fumble recovery to fuel the defense. While the Blackshirts broke down the Black Bear offense, NU's special teams enjoyed a breakout night. Terrence Nunn ripped off returns of 62 and 45 yards on his first two career returns. Nunn's 62-yarder set up NU's only offensive touchdown of the night, a Cory Ross one-yard plunge late in the second quarter. Nunn finished the night with 135 punt return yards, nearly doubling the season total from NU's top returner in 2004. Wide receiver Frantz Hardy put on a show in his NU debut with seven receptions for 152 yards, the fourth-highest yardage total in Husker history. Quarterback Zac Taylor led NU to a win in his first career start, completing 15-of-36 passes for 192 yards. True freshman place-kicker Jordan Congdon carried the scoring load for the Huskers by connecting on all four of his field goal attempts to tie NU's freshman record in that category.

### Scoring Summary

Maine	0	0	0	7	--7
Nebraska	0	9	6	10	--25

### First Quarter

No Scoring

### Second Quarter

NU-Jordan Congdon 23 FG, 5:21

NU-Cory Ross 1 run (Congdon kick failed), 2:46

### Third Quarter

NU-Congdon 38 FG, 12:07

NU-Congdon 33 FG, 5:55

### Fourth Quarter

MAINE-Kevin McMahan 52 pass from Ron Whitcomb (Bobby Donnelly kick), 11:57

NU-Bo Ruud 27 INT return (Congdon kick), 9:58

NU-Congdon 23 FG, 4:40

Team Statistics	MAINE	NU
First downs	10	17
Rushing att.-yards	37-(6)	42-121
Passes	36-16-1	36-15-2
Passing yards	151	192



Frantz Hardy hauled in seven receptions for 152 yards in his Nebraska debut to help the Huskers to a 25-7 win over Maine.

Team Statistics	MAINE	NU
Total att.-yards	73-145	78-313
KO Returns-yards	5-92	1-43
Punt Returns-yards	0-0	10-198
INT Returns-yards	0-0	1-27-1
Fumble Returns-yards	1-3	0-0
Sacks by	2-5	11-69
Tackles for Loss-yards	6-14	18-82
Punts-average	13-39.8	4-46.8
Net Punting	24.6	41.8
Fumbles-lost	3-1	5-3
Penalties-yards	7-55	0-0
Time of possession	31:50	28:50

### Individual Leaders

#### Rushing:

MAINE: Montell Owens 8-30-0; Jerron Pearson 6-18-0; Chris Legree 6-17-0; Arel Gordon 1-(-1)-0; Ron Whitcomb 16-(70)-0

NU: Cory Ross 20-80-1; Marlon Lucky 13-44-0; Brandon Jackson 6-18-0; Zac Taylor 2-(-5)-0; TEAM 1-(-16)-0

#### Passing:

MAINE: Ron Whitcomb 32-15-1, 149, 1 TD; Chris Legree 4-1-0, 2, 0 TD

NU: Zac Taylor 32-15-2, 192, 0 TD

#### Receiving:

MAINE: Kevin McMahan 7-93-1; Arel Gordon 3-9-0; Ryan Waller 2-27-0; Montell Owens 2-9-0; Josh Radulski 1-8-0; Ron Waller 1-5-0

NU: Frantz Hardy 7-152-0; Clayton Sievers 2-12-0; J.B. Phillips 2-7-0; Grant Mulkey 1-12-0; Terrence Nunn 1-8-0; Dane Todd 1-1-0; Cory Ross 1-0-0

#### Missed field goals: None

#### Interceptions:

MAINE: Reginald Paramo 1-0-0; Daren Stone 1-0-0

NU: Bo Ruud 1-27-1

#### Tackles (UT-AT-TT):

MAINE: Jermaine Walker 7-7-14

NU: Corey McKeon 8-2-10

#### Sacks:

MAINE: Sean Wasson 1-3; Matt King 1-2

NU: Stewart Bradley 2-16; Adam Carriker 2-13; Le Kevin Smith 2-12

## Game 2

Nebraska 31  
Wake Forest 3

Lincoln, Neb.  
Sept. 10, 2005

Lincoln, Neb. — The Blackshirts continued their early season domination by scoring three defensive touchdowns and forcing four turnovers to fuel a 31-3 win over Wake Forest. Playing in front of the NCAA-record 270th consecutive sellout at Memorial Stadium and a TBS national television audience, the Huskers set a school record by scoring three defensive touchdowns, including a pair of scores in the first quarter. Sophomore linebacker Corey McKeon started the defensive onslaught with a 38-yard interception return for a touchdown to give Nebraska a 7-0 lead with 6:24 left in the first quarter. Minutes later, senior strong safety Daniel Bullocks forced a fumble by Micah Andrews and raced 30 yards untouched into the end zone to give the Huskers a quick 14-0 lead. After the Demon Deacons finally scratched the scoreboard on a 51-yard Sam Swank field goal as time expired in the first half, the Husker offense got rolling. Quarterback Zac Taylor marched the Huskers 80 yards in seven plays capped by a four-yard scoring pass to Frantz Hardy to push NU's lead to 21-3. Senior I-back Cory Ross added the biggest highlight of the drive with his 57-yard burst down the Wake Forest sideline to crack the 2,000-yard career rushing mark. Ross finished with 20 carries for 123 yards on the night, his 10th career 100-yard rushing effort. Taylor drove the Huskers again late in the third quarter to set up a 21-yard Jordan Congdon field goal to move NU's lead to 24-3 heading into the fourth quarter. The Blackshirts finished the game just as they began, as linebacker Stewart Bradley picked off Wake Forest quarterback Benjamin Mauk and galloped 43 yards to paydirt to put the exclamation point on the Huskers' second win of the season.

### Scoring Summary

Wake Forest	0	3	0	0	--3
Nebraska	14	0	10	7	--31

### First Quarter

NU-Corey McKeon 38 INT return (Jordan Congdon kick), 6:24

NU-Daniel Bullocks 30 fumble return (Congdon kick), 2:45

### Second Quarter

WF-Sam Swank 51 FG, 0:00

### Third Quarter

NU-Frantz Hardy 4 pass from Zac Taylor (Congdon kick), 12:52

NU-Congdon 21 FG, 1:41

### Fourth Quarter

NU-Stewart Bradley 43 INT return (Congdon kick), 10:23

### Team Statistics

	WF	NU
First downs	19	13
Rushing att.-yards	52-130	30-120
Passes	28-12-3	33-14-1
Passing yards	117	114



Corey McKeon sprinted 38 yards for a score on a first-quarter interception return, the first of three defensive touchdowns by the Huskers, in a 31-3 win over Wake Forest.

Team Statistics	WF	NU
Total att.-yards	80-247	63-234
KO Returns-yards	6-68	0-0
Punt Returns-yards	3-23	5-(-1)
INT Returns-yards	1-41	3-109-2
Fumble Returns-yards	0-0	1-30-1
Sacks by	1-6	5-46
Tackles for Loss-yards	6-12	15-65
Punts-average	8-46.9	8-42.5
Net Punting	42.0	39.6
Fumbles-lost	3-1	2-0
Penalties-yards	5-48	10-86
Time of possession	35:20	24:40

### Individual Leaders

#### Rushing:

WF: Micah Andrews 19-64-0; Chris Barclay 11-60-0; Richard Belton 3-13-0; De'Angelo Bryant 7-4-0; Chris Davis 1-(-3)-0; Benjamin Mauk 11-(-8)-0

NU: Cory Ross 20-123-0; Marlon Lucky 2-3-0; Brandon Jackson 4-3-0; Zac Taylor 2-(-5)-0; TEAM 2-(-4)-0

#### Passing:

WF: Benjamin Mauk 27-12-3, 117, 0 TD; Nate Morton 1-0-0, 0, 0 TD

NU: Zac Taylor 33-14-1, 114, 1 TD

#### Receiving:

WF: Nate Morton 5-70-0; Chris Davis 4-30-0; Richard Belton 2-13-0; Willie Idlette 1-4-0

NU: Terrence Nunn 4-38-0; Frantz Hardy 4-29-1; Grant Mulkey 2-28-0; Cory Ross 2-7-0; Clayton Sievers 1-7-0; Brandon Jackson 1-5-0

#### Missed field goals:

WF: Sam Swank (35-miss), 2nd, 8:42

#### Interceptions:

WF: Josh Gattis 1-41-0

NU: Stewart Bradley 1-43-1; Corey McKeon 1-38-1; Blake Tiedtke 1-28-0

#### Tackles (UT-AT-TT):

WF: Patrick Ghee 4-4-8

NU: Daniel Bullocks 7-6-13

#### Sacks:

WF: Matt Robinson 1-6

NU: Corey McKeon 2-11; Adam Carriker 1-14; Wali Muhammad 1-14; Titus Adams 1-7

# 2005 Game-by-Game

## Game 3

Nebraska 7  
 Pittsburgh 6  
 Lincoln, Neb.  
 Sept. 17, 2005

Lincoln, Neb. — In a wild ending to a game filled with missed chances, linebacker Adam Ickes blocked Josh Cummings' 46-yard field goal attempt as time expired to preserve Nebraska's 7-6 victory over visiting Pittsburgh at Memorial Stadium. Ickes' blocked field goal was the second field goal block of the day for NU, joining Zach Potter's first-quarter block on Pitt's opening drive. Pitt missed a third field goal earlier in the fourth quarter, and Nebraska had a pair of missed field goals of its own. A stellar defensive effort from the Blackshirts and spectacular play from the Husker punt teams allowed NU to improve to 3-0 on the season. Playing in front of 77,336 fans and an ABC regional television audience, Nebraska kept the Panthers out of the end zone, while NU defensive ends Adam Carriker and Wali Muhammad each sacked Tyler Palko twice in the first half. Sam Koch smashed the longest punt of his career for the third straight week with a Big 12 record 84-yard punt that flipped the field on the Panthers. He hit three punts of 50 or more yards, including the second-longest punt in school history, and pinned Pitt inside its own 20 on five of his eight punts. Terrence Nunn provided a big day with two punt returns for 75 yards, including a 62-yarder in the second quarter. He also had a hand on Nebraska's longest play from scrimmage, a 36-yard reception from Zac Taylor to set up the game's only touchdown, a one-yard Taylor plunge with 7:51 left in the first half. Cory Ross carried the load for the NU offense with 153 yards rushing and 23 yards receiving. Pitt cut into Nebraska's 7-0 halftime lead early in the second half after recovering an on-side kick. Cummings hit a 38-yard field goal with 12:39 left in the third quarter, before adding his second field goal with 1:44 left in the third quarter.

### Scoring Summary

Pittsburgh	0	0	6	0	--6
Nebraska	0	7	0	0	--7

### First Quarter

No Scoring

### Second Quarter

NU-Zac Taylor 1 run, (Jordan Congdon kick), 7:51

### Third Quarter

PITT-Josh Cummings 38 FG, 12:39

PITT-Cummings 27 FG, 1:44

### Fourth Quarter

No Scoring

Team Statistics	PITT	NU
First downs	14	14
Rushing att.-yards	36-114	48-174
Passes	28-11-0	20-10-0
Passing yards	190	93
Total att.-yards	64-304	68-267
KO Returns-yards	0-0	2-42



Sam Koch boomed a career-long 84-yard punt and pinned Pitt inside its own 20 on five of his eight punts to help the Huskers.

Team Statistics	PITT	NU
Punt Returns-yards	3-7	5-104
INT Returns-yards	0-0	0-0
Fumble Returns-yards	0-0	0-0
Sacks by	4-27	4-34
Tackles for Loss-yards	9-35	9-49
Punts-average	7-49.1	8-46.0
Net Punting	34.3	42.6
Fumbles-lost	3-0	1-0
Penalties-yards	4-35	11-91
Time of possession	27:17	32:43

### Individual Leaders

#### Rushing:

PITT: LaRod Stephens-Howling 17-98-0; Raymond Kirkley 9-40-0; Kellen Campbell 1-3-0; Tim Murphy 1-0-0; TEAM 1-(-1)-0; Tyler Palko 7-(-26)-0

NU: Cory Ross 32-153-0; Cody Glenn 4-20-0; Tierre Green 1-8-0; Brandon Jackson 2-4-0; Mike Stuntz 1-4-0; Marlon Lucky 1-(-4)-0; Zac Taylor 7-(-11)-1

#### Passing:

PITT: Tyler Palko 26-11-0, 190, 0 TD; TEAM 2-0-0, 0, 0 TD

NU: Zac Taylor 20-10-0, 93, 0 TD

#### Receiving:

PITT: Greg Lee 3-101-0; Derek Kinder 2-12-0; LaRod Stephens-Howling 2-9-0; Joe DeSardo 1-26-0; Erik Gill 1-26-0; Darrell Strong 1-19-0; Raymond Kirkley 1-(-3)-0

NU: Cory Ross 3-23-0; Frantz Hardy 2-15-0; J.B. Phillips 2-8-0; Terrence Nunn 1-36-0; Mark LeFlore 1-8-0; Clayton Sievers 1-3-0

#### Missed field goals:

PITT: Cummings (42-block), 1st, 10:57

Cummings (49-miss), 4th, 11:19

Cummings (46-block), 4th, 0:00

NU: Congdon (26-miss), 2nd, 12:28

Congdon (38-miss), 4th, 1:28

#### Interceptions: None

#### Tackles (UT-AT-TT):

PITT: H.B. Blades 4-10-14

NU: Blake Tiedtke 4-4-8

#### Sacks:

PITT: Phil Tillman 1-9; H.B. Blades 1-6

NU: Adam Carriker 2-21; Wali Muhammad 2-13

## Game 4

Nebraska 27  
 #23 Iowa State 20<sup>2OT</sup>  
 Lincoln, Neb.  
 Oct. 1, 2005

Lincoln, Neb. — In one of the longest and most thrilling games in Memorial Stadium history, Cory Ross scored his third touchdown of the game on an eight-yard screen pass from Zac Taylor in the second overtime to push Nebraska past No. 23 Iowa State, 27-20. Taylor's completion to Ross capped a record-setting day for the Huskers and improved NU's record to 4-0 on the season and 1-0 in the Big 12. Taylor finished with school records of 431 passing yards and 36 completions, while tying the school record with 55 pass attempts. Taylor's 433 total offense yards also smashed a school record. Ross added a school receiving record for running backs with 131 yards on eight receptions with two touchdowns. After the two teams exchanged made field goals and missed field goals in the first half, Ross scored his first touchdown on NU's opening drive of the second half. Ross turned a center screen into a 70-yard touchdown catch by darting and weaving his way to the end zone to give NU a 10-3 lead. ISU answered with a touchdown pass of its own before adding a 32-yard Bret Culbertson field goal to head to the fourth quarter with a 13-10 lead. But Jordan Congdon tied the score with a 23-yard field goal with 7:20 left to send it to overtime. In the first overtime game in Memorial Stadium history, ISU's Greg Coleman opened with a 10-yard touchdown run. Nebraska answered with Ross' one-yard scoring run to send the game to a second overtime - the first in NU history. Ross scored on the eight-yard pass and the Blackshirts held to seal the win.

### Scoring Summary

#23 Iowa State	0	3	10	0	7	0	--20
Nebraska	3	0	7	3	7	7	--27

### First Quarter

NU-Jordan Congdon 30 FG, 8:23

### Second Quarter

ISU-Bret Culbertson 31 FG, 11:43

### Third Quarter

NU-Cory Ross 70 pass from Zac Taylor (Congdon kick), 10:00

ISU-Walter Nickel 2 pass from Bret Meyer (Culbertson kick), 5:39

ISU-Culbertson kick 32 FG, 2:01

### Fourth Quarter

NU-Congdon 23 FG, 7:20


### Overtime

ISU-Greg Coleman 10 run (Culbertson kick)

NU-Ross 1 run (Congdon kick)

NU-Ross 8 pass from Taylor (Congdon kick)

Team Statistics	ISU	NU
First downs	21	26
Rushing att.-yards	38-57	25-36
Passes	41-23-1	55-36-0
Passing yards	317	431
Total att.-yards	79-374	80-467



Zac Taylor and Cory Ross celebrate one of Ross' three touchdowns in Nebraska's 27-20 double overtime win over Iowa State.

Team Statistics	ISU	NU
KO Returns-yards	2-32	2-58
Punt Returns-yards	1-11	5-70
INT Returns-yards	0-0	1-6
Fumble Returns-yards	0-0	0-0
Sacks by	2-20	6-43
Tackles for Loss-yards	7-43	11-52
Punts-average	6-44.3	4-40.5
Net Punting	32.7	32.8
Fumbles-lost	1-0	1-1
Penalties-yards	4-34	8-80
Time of possession	31:38	28:22

### Individual Leaders

#### Rushing:

ISU: Greg Coleman 20-65-1; Jon Davis 1-11-0; Stevie Hicks 1-4-0; Ryan Kock 2-0-0; Bret Meyer 14-(-23)-0

NU: Cory Ross 15-32-1; Terrence Nunn 1-4-0; Zac Taylor 7-2-0; TEAM 2-(-2)-0

#### Passing:

ISU: Bret Meyer 41-23-1, 317, 1 TD

NU: Zac Taylor 55-36-0, 431, 2 TD

#### Receiving:

ISU: Austin Flynn 8-100-0; Jon Davis 5-36-0; R.J. Summral 4-99-0; Todd Blythe 3-51-0; Walter Nickel 2-9-1; Ben Barkema 1-22-0

NU: Cory Ross 8-131-2; Terrence Nunn 8-59-0; Nate Swift 5-81-0; Grant Mulkey 5-60-0; Isaiah Fluellen 3-40-0; Mark LeFlore 2-23-0; Frantz Hardy 2-20-0; Clayton Sievers 1-6-0; Dane Todd 1-6-0; J.B. Phillips 1-5-0

#### Missed field goals:

ISU: Culbertson (26-miss), 2nd, 0:02

NU: Congdon (21-miss), 2nd, 8:27

#### Interceptions:

ISU: None

NU: Jay Moore 1-6-0

#### Tackles (UT-AT-TT):

ISU: Tim Dobbins 7-8-15

NU: Corey McKeon 9-1-10

#### Sacks:

ISU: Brent Curvey 1-12; Jason Berryman 1-12

NU: Corey McKeon 2-18; Stewart Bradley 1-9; Jay Moore 1-6; Ola Dagundaro 1-6; Barry Turner 1-4

# 2005 Game-by-Game

## Game 5

#15 Texas Tech 34  
Nebraska 31

Lincoln, Neb.  
Oct. 8, 2005

Lincoln, Neb. — Nebraska battled back from a 21-point first half deficit to take a 31-27 lead late in the fourth quarter, but No. 15 Texas Tech rallied for a 34-31 win to end the Huskers' hopes for the biggest comeback in school history. Playing in front of the NCAA-record 273rd consecutive sellout at Memorial Stadium and a TBS national television audience, the Huskers fell behind 21-0 early in the second quarter before storming back. Freshman I-back Cody Glenn scored a pair of touchdowns to cut Texas Tech's lead to 21-14 at the half. The Red Raiders, who added a pair of field goals after NU turnovers, pushed the lead back to 27-14 midway through the third quarter. But Zac Taylor connected with wide receiver Terrence Nunn on a pair of touchdown passes, including the go-ahead score with 10:10 left in the game. Leading 28-27, the Huskers had a chance to solidify their grip on the game after driving to the Texas Tech 6. But NU settled for a 27-yard Jordan Congdon field goal for a 31-27 edge with 5:10 left. Texas Tech quarterback Cody Hodges quickly marched the Red Raiders into scoring position, before NU linebacker Corey McKeon tipped a pass that was intercepted by defensive tackle Le Kevin Smith. After a 14-yard return, Smith was hit by Red Raider offensive lineman Bryan Kegans to force a fumble recovered by Danny Amendola to give Texas Tech the ball back at NU's 18. The Blackshirts forced the Red Raiders into a fourth-down-and-two at the NU 10, before Hodges found Joel Filani for his third touchdown catch of the day with 12 seconds left. The loss ended Nebraska's 36-game Homecoming winning streak.

### Scoring Summary

#15 Texas Tech 7 14 6 7 -- 34  
Nebraska 0 14 7 10 -- 31

### First Quarter

TT-Tauren Henderson 23 pass from Cody Hodges (Alex Trlica kick), 11:47

### Second Quarter

TT-Joel Filani 14 pass from Hodges, 14:36  
TT-Filani 19 pass from Hodges (Trlica kick), 9:25

NU-Cody Glenn 5 run (Jordan Congdon kick), 5:21

NU-Cody Glenn 1 run (Congdon kick), 0:52

### Third Quarter

TT-Trlica 37 FG, 11:48

TT-Trlica 26 FG, 7:31

NU-Terrence Nunn 15 pass from Zac Taylor (Congdon kick), 1:51

### Fourth Quarter

NU-Nunn 4 pass from Taylor (Congdon kick), 10:10

NU-Congdon 27 FG, 5:10

NU-Filani 10 pass from Hodges (Trlica kick), 0:12



I-back Cody Glenn scored the first two touchdowns of his Nebraska career to help the Huskers come back from 21 points down against Texas Tech.

Team Statistics	TT	NU
First downs	23	22
Rushing att.-yards	23-44	35-135
Passes	45-34-1	35-21-2
Passing yards	368	229
Total att.-yards	68-412	70-364
KO Returns-yards	5-86	4-59
Punt Returns-yards	0-0	2-43
INT Returns-yards	2-20	1-14
Fumble Returns-yards	0-0	1-46
Sacks by	2-11	4-38
Tackles for Loss-yards	4-17	7-51
Punts-average	3-48.7	1-32.0
Net Punting	27.7	32.0
Fumbles-lost	2-1	5-3
Penalties-yards	9-89	8-72
Time of possession	30:59	29:01

### Individual Leaders

#### Rushing:

TT: Tauren Henderson 11-50-0; Cody Hodges 12-(-6)-0

NU: Cory Ross 15-68-0; Cody Glenn 12-39-2; Marlon Lucky 3-23-0; Brandon Jackson 1-4-0; Zac Taylor 4-1-0

#### Passing:

TT: Cody Hodges 45-34-1, 368, 4 TD

NU: Zac Taylor 35-21-2, 229, 2 TD

#### Receiving:

TT: Joel Filani 11-163-3; Tauren Henderson 6-51-1; Robert Johnson 6-40-0; Bristol Olomua 5-39-0; Jarrett Hicks 4-59-0; Brandon Douglas 1-10-0 Danny Amendola 1-6-0

NU: Mark LeFlore 5-53-0; Cory Ross 4-51-0; Terrence Nunn 3-39-2; Nate Swift 3-24-0; Frantz Hardy 2-21-0; Grant Mulkey 2-19-0; Isaiah Fluellen 1-12-0; J.B. Phillips 1-10-0

#### Missed field goals:

TT: Alex Trlica (49-block), 1st, 6:23

#### Interceptions:

TT: Khalid Naziruddin 1-0-0; Sylvester Brinkley 1-20-0

NU: Le Kevin Smith 1-14-0

#### Tackles (UT-AT-TT):

TT: Dwayne Slay 5-7-12

NU: Daniel Bullocks 7-5-12

#### Sacks:

TT: John Saldi 1-9; Keyunta Dawson 1-2

NU: Adam Carriker 1-13, Jay Moore 1-12, Bo Ruud 1-9, Blake Tiedtke 1-4

## Game 6

Nebraska 23  
Baylor 14

Waco, Texas  
Oct. 15, 2005

Waco, Texas — Nebraska used a balanced offense and strong play by the defense and special teams to improve to 5-1 with a 23-14 win at Baylor. Playing in front of 40,857 fans, including an estimated 8,000 red-clad Husker fans at Floyd Casey Stadium, the Huskers knocked off Baylor, which entered the game 4-1. Quarterback Zac Taylor led NU to scores on four of its first five drives to produce 20 unanswered points after the Bears took an early 7-0 lead. Taylor finished the night 18-of-32 with two touchdowns and no interceptions through the air, while adding a career-best 30 rushing yards on five carries. Taylor connected with Terrence Nunn and Todd Peterson on touchdown passes to power the Husker victory. Nunn's four-yard grab was his third touchdown catch in the last two games, while Peterson's 21-yard scoring strike on NU's opening drive of the second half marked his first career catch. Jordan Congdon provided the victory margin by hitting all three of his field goal attempts on the night, including a career-long 41-yarder to open the scoring for NU. He added a 29-yard field goal with 22 seconds left in the first half and closed the scoring with a 22-yard boot with 9:21 left in the game. NU produced 350 yards of total offense, including a season-high 182 rushing yards. Cory Ross led NU's ground game with 26 carries for 93 yards. Cortney Grixby provided a pair of highlights with a career-long 48-yard punt return to set up NU's first touchdown, before adding a 33-yard fumble return in the fourth quarter. Zackary Bowman added his first career interception, while Daniel Bullocks ended any Baylor comeback hopes with his fourth-quarter interception.

### Scoring Summary

Nebraska 3 10 7 3 -- 23  
Baylor 7 0 7 0 -- 14

### First Quarter

BU-Shawn Bell 5 run (Ryan Havens kick), 7:39

NU-Jordan Congdon 41 FG, 0:34

### Second Quarter

NU-Terrence Nunn 4 pass from Zac Taylor (Congdon kick), 5:09

NU-Congdon 29 FG, 0:22

### Third Quarter

NU-Todd Peterson 4 pass from Taylor (Congdon kick), 11:41

BU-Dominique Zeigler 0 fumble recovery (Havens kick), 6:19

### Fourth Quarter

NU-Congdon 22 FG, 9:21

Team Statistics	NU	BU
First downs	25	16
Rushing att.-yards	51-182	23-51
Passes	32-18-0	31-17-2
Passing yards	168	202



Strong safety Daniel Bullocks pulled down the eighth interception of his career to seal Nebraska's 23-14 victory at Baylor.

Team Statistics	NU	BU
Total att.-yards	83-350	54-253
KO Returns-yards	3-43	3-64
Punt Returns-yards	4-60	2-24
INT Returns-yards	2-12	0-0
Fumble Returns-yards	1-33	1-2
Sacks by	4-32	0-0
Tackles for Loss-yards	9-46	4-7
Punts-average	4-45.2	5-44.6
Net Punting	34.2	28.6
Fumbles-lost	2-1	2-1
Penalties-yards	5-25	11-82
Time of possession	37:12	22:48

### Individual Leaders

#### Rushing:

NU: Cory Ross 26-93-0; Cody Glenn 12-41-0; Zac Taylor 5-30-0; Marlon Lucky 7-23-0; TEAM 1-0-0

BU: Brandon Whitaker 8-54-0; Paul Mosley 9-23-0; Terrance Parks 1-1-0; Shawn Bell 5-(-27)-1

#### Passing:

NU: Zac Taylor 32-18-0, 168, 2 TD

BU: Shawn Bell 24-15-0, 180, 1 TD; Terrance Parks 6-2-2, 22, 0 TD; TEAM 1-0-0, 0, 0 TD

#### Receiving:

NU: Terrence Nunn 5-49-1; Grant Mulkey 4-28-0; Cory Ross 3-(-4)-0; Nate Swift 2-42-0; Frantz Hardy 2-27-0; Todd Peterson 1-21-1; Marlon Lucky 1-5-0

BU: Dominique Zeigler 6-68-1; Trent Shelton 3-65-0; Shaun Rochon 3-39-0; Brandon Whitaker 2-(-6)-0; Jason Smith 1-15-0; Keegan Vann 1-12-0; J Fields 1-9-0

#### Missed field goals: None

#### Interceptions:

NU: Daniel Bullocks 1-12-0; Zackary Bowman 1-0-0

BU: None

#### Tackles (UT-AT-TT):

NU: Blake Tiedtke 5-3-8

BU: Jamaal Harper 8-6-14

#### Sacks:

NU: Le Kevin Smith 2-17; Barry Turner 2-15

BU: None

# 2005 Game-by-Game

## Game 7

**Missouri** 41  
**Nebraska** 24

Columbia, Mo.  
 Oct. 22, 2005

**Columbia, Mo.** — Nebraska battled back from a 21-3 first-quarter deficit to tie the score at 24 at the half, but Missouri quarterback Brad Smith's 480 yards of total offense, including 246 rushing yards powered the Tigers' 41-24 win. Trailing 21-3, Zac Taylor hit Todd Peterson on a 34-yard touchdown pass to cut MU's lead to 21-10 at the end of the first quarter. After Adam Crossett hit a 29-yard field to push MU's lead to 24-10 early in the second, NU's Daniel Bullocks blocked and recovered a Crossett punt at the MU 1. Cody Glenn scored on the next play to make it 24-17 Tigers. Moments later, Barry Turner forced a Smith fumble that Jay Moore returned 17 yards to the MU 8. Taylor hit Nate Swift, who finished with a career-best 135 receiving yards, on an eight-yard touchdown pass two plays later to tie the score at 24. The Huskers appeared on the verge of taking their first lead midway through the third quarter when Taylor hit Terrence Nunn on fourth-and-two at the MU 33. Nunn raced through the middle of the MU defense, but Jason Simpson stripped the ball and David Overstreet recovered at the MU 3. The momentum swung to the Tigers, who marched 97 yards for a touchdown, capped by Smith's 45-yard touchdown run. MU added two more scores to seal just its second win in 27 tries against NU. Smith's 480 total offense yards ranked as the second-highest total by an opponent in NU history, while his 246 rushing yards were also the second-most by an opponent. The Huskers finished with minus-two yards rushing - the second-lowest total in history - on a school-record low 19 attempts.

### Scoring Summary

Nebraska	10	14	0	0	--	24
Missouri	21	3	7	10	--	41

### First Quarter

**MU**-Tommy Saunders 15 pass from Brad Smith (Adam Crossett kick), 12:51

**MU**-Smith 4 run (Crossett kick), 8:48

**NU**-Jordan Congdon 32 FG, 4:29

**MU**-Smith 79 run (Crossett kick), 4:13

**NU**-Todd Peterson 34 pass from Zac Taylor (Congdon kick), 2:44

### Second Quarter

**MU**-Crossett 29 FG, 14:47

**NU**-Cody Glenn 1 run (Congdon kick), 4:49

**NU**-Nate Swift 8 pass from Taylor (Congdon kick), 2:07

### Third Quarter

**MU**-Smith 45 run (Crossett kick), 2:38

### Fourth Quarter

**MU**-Crossett 31 FG, 13:43

**MU**-Tony Temple 14 run (Crossett kick), 5:37

Team Statistics	NU	MU
First downs	13	25
Rushing att.-yards	19-(-2)	49-277
Passes	43-22-2	38-22-1
Passing yards	281	246



Wide receiver Nate Swift set career highs with nine catches for 135 yards and one touchdown against Missouri.

Team Statistics	NU	MU
Total att.-yards	62-279	87-523
KO Returns-yards	7-117	5-85
Punt Returns-yards	4-37	2-8
INT Returns-yards	1-0	2-3
Fumble Returns-yards	1-17	0-0
Sacks by	4-41	4-43
Tackles for Loss-yards	11-55	7-49
Punts-average	8-48.1	5-38.8
Net Punting	47.0	31.4
Fumbles-lost	2-1	2-1
Penalties-yards	12-99	5-43
Time of possession	25:46	34:14

### Individual Leaders

#### Rushing:

**NU**: Cory Ross 10-39-0; Cody Glenn 3-5-1; Zac Taylor 6-(-46)-0

**MU**: Brad Smith 28-246-3; Tony Temple 8-32-1; Marcus Woods 5-15-0; Brad Ekwerekwu 1-3-0; TEAM 2-(-1)-0; Chase Daniel 5-(-18)-0

#### Passing:

**NU**: Zac Taylor 43-22-2, 281, 2 TD

**MU**: Brad Smith 36-21-1, 234, 1 TD; Chase Daniel 2-1-0, 12, 0 TD

#### Receiving:

**NU**: Nate Swift 9-135-1; Todd Peterson 3-65-1; Cory Ross 3-6-0; Dane Todd 2-23-0; Terrence Nunn 1-30-0; Frantz Hardy 1-10-0; Grant Mulkey 1-9-0; J.B. Phillips 1-5-0; Marlon Lucky 1-(-2)-0

**MU**: Will Franklin 9-94-0; Sean Coffey 4-59-0; Brad Ekwerekwu 2-54-0; Tommy Saunders 2-23-1; Tony Temple 2-(-5)-0; Arnold Britt 1-13-0; Martin Rucker 1-6-0; Marcus Woods 1-2-0

#### Missed field goals:

**MU**: Crossett (43-miss), 3rd, 9:17

#### Interceptions:

**NU**: Courtney Grixby 1-0

**MU**: David Overstreet 1-3; Brian Smith 1-0

#### Tackles (UT-AT-TT):

**NU**: Bo Ruud 7-5-12

**MU**: David Overstreet 3-7-10

#### Sacks:

**NU**: Corey McKeon 1-18; Blake Tiedtke 1-9; Barry Turner 1-9; Adam Carriker 1-5

**MU**: Xzavie Jackson 1.5-17; Marcus Bacon 1.5-16; Brian Smith 1-10

## Game 8

**Oklahoma** 31  
**Nebraska** 24

Lincoln, Neb.  
 Oct. 29, 2005

**Lincoln, Neb.** — In a classic installment to a historic series, Nebraska trailed Oklahoma by 21 points in the third quarter before rallying in a 31-24 setback. Playing in front of 77,438 fans in the 274th consecutive sellout at Memorial Stadium and an ABC television audience, OU's Adrian Peterson rushed for more than 100 yards and two touchdowns in the first half. Nebraska shut down Peterson in the second half, but a pair of interceptions that led to 10 Sooner points proved to be the difference in the game. With the Huskers trailing 14-3 late in the first half, Chijioke Onyenegecha returned his first career interception 63 yards for a score to give the Sooners a 21-3 halftime lead. Dusty Dvoracek added an interception on NU's first drive of the second half, and a Garret Hartley field goal made it 24-3. NU stormed back, as Zac Taylor hit Terrence Nunn on a three-yard touchdown pass to cap a 16-play, 80-yard drive with 5:17 left in the third. OU then mishandled a snap on a 52-yard field goal attempt, and the Huskers capitalized on a 25-yard strike from Taylor to Nate Swift to make it 24-17 with 14:53 left. The Sooners got a 17-yard Kejuan Jones touchdown run, but the Huskers responded quickly on a four-play, 70-yard drive capped by an 18-yard touchdown pass from I-back Cory Ross to Swift to make it 31-24. The catch was Swift's ninth of the day for 116 yards and two scores, giving him NU's first back-to-back 100-yard receiving days since Irving Fryar. The Blackshirts held OU to give the offense a chance with 2:37 left in the game, but the Sooners held on for the win.

### Scoring Summary

Oklahoma	7	14	3	7	--	31
Nebraska	0	3	7	14	--	24

### First Quarter

**OU**-Adrian Peterson 36 run (Garret Hartley kick), 12:14

### Second Quarter

**OU**-Peterson 2 run (Hartley kick), 11:27

**NU**-Jordan Congdon 40 FG, 9:21

**OU**-Chijioke Onyenegecha 63 INT return (Hartley kick), 1:00

### Third Quarter

**OU**-Hartley 50 FG, 11:24

**NU**-Terrence Nunn 3 pass from Zac Taylor (Congdon kick), 5:17

### Fourth Quarter

**NU**-Nate Swift 25 pass from Taylor (Congdon kick), 14:53

**OU**-Kejuan Jones 17 run (Hartley kick), 10:58

**NU**-Swift 18 pass from Cory Ross (Congdon kick), 5:56

Team Statistics	OU	NU
First downs	19	20
Rushing att.-yards	45-180	34-16
Passes	28-14-0	46-26-2



Defensive end Jay Moore recorded three tackles for loss among his five total tackles against Oklahoma.

Team Statistics	OU	NU
Passing yards	157	267
Total att.-yards	73-337	80-267
KO Returns-yards	1-13	3-67
Punt Returns-yards	4-43	1-21
INT Returns-yards	2-69-1	0-0
Fumble Returns-yards	0-0	0-0
Sacks by	9-57	1-6
Tackles for Loss-yards	12-62	10-47
Punts-average	5-40.0	7-46.6
Net Punting	31.8	37.6
Fumbles-lost	4-0	1-0
Penalties-yards	4-26	5-34
Time of possession	29:37	30:23

### Individual Leaders

#### Rushing:

**OU**: Adrian Peterson 24-146-2; Kejuan Jones 8-28-1; Rhett Bomar 7-11-0; Juaquin Iglesias 1-9-0; Garret Hartley 1-6-0; Jacob Gutierrez 1-0-0; TEAM 3-(-20)-0

**NU**: Cory Ross 10-21-0; Cody Glenn 4-8-0; Marlon Lucky 4-2-0; Zac Taylor 16-(-15)-0

#### Passing:

**OU**: Rhett Bomar 28-14-0, 157, 0 TD

**NU**: Zac Taylor 45-25-2, 249, 2 TD; Cory Ross 1-1-0, 18, 1 TD

#### Receiving:

**OU**: Malcolm Kelly 8-86-0; Travis Wilson 3-42-0; J.D. Runnels 2-7-0; Kejuan Jones 1-22-0

**NU**: Nate Swift 9-116-2; Grant Mulkey 5-43-0; Cory Ross 4-39-0; Terrence Nunn 4-27-1; Mark LeFlore 2-14-0; Dane Todd 1-17-0; Clayton Sievers 1-11-0

#### Missed field goals:

**OU**: Garret Hartley (44-miss), 1st, 1:19  
 Hartley (35-blocked), 2nd, 7:18

#### Interceptions:

**OU**: Chijioke Onyenegecha 1-63-1; Dusty Dvoracek 1-6-0

#### Tackles (UT-AT-TT):

**OU**: Rufus Alexander 11-2-13

**NU**: Courtney Grixby 9-0-9

#### Sacks:

**OU**: Rufus Alexander 3-25; Calvin Thibodeaux 2-9; Clint Ingram 1-7; Alan Davis 1-7; Dusty Dvoracek 1-7; Zach Latimer 1-2

**NU**: Adam Carriker 1-6

# 2005 Game-by-Game

## Game 9

Kansas 40  
Nebraska 15  
Lawrence, Kan.  
Nov. 5, 2005

Lawrence, Kan. — Nebraska battled back from a 17-2 second-quarter deficit, and had a chance to tie the score at 17 midway through the third quarter. But NU's two-point conversion attempt failed and Kansas scored the game's final 23 points to post a 40-15 win over the Huskers in front of 51,750 fans at KU's Memorial Stadium. The Jayhawk victory ended NU's 36-game series winning streak dating back to KU's last win in 1968. Although the final score appeared decisive, Nebraska trailed 17-15 with 6:19 left in the third quarter after Cory Ross scored on a one-yard touchdown run. Ross converted a fumble forced by Adam Ickes that was recovered by Adam Carriker at the KU 16. Zac Taylor's two-point conversion attempt was intercepted by KU, and two plays later, running back Jon Cornish sprinted 72 yards into the end zone to push the Jayhawk lead to 24-15. KU then sacked Taylor for a safety, and added a touchdown pass from Jason Swanson to Mark Simmons on the ensuing drive to push its lead to 33-15. The KU defense, which held NU to just 138 total yards, sealed the win with Kevin Kane's 40-yard interception return for a touchdown. Kansas jumped to a 7-0 lead with a 40-yard touchdown pass from Swanson to Simmons, before NU linebacker Corey McKeon put the Huskers on the board with their first safety in two years with his sack of Swanson. KU increased its lead to 14-2 when Ronnie Amadi blocked a punt that was recovered by Darren Rus and returned 20 yards for a score. Scott Webb added a 21-yard field goal for KU before Nebraska started its comeback with a 30-yard touchdown pass from Taylor to Terrence Nunn.

### Scoring Summary

Nebraska	2	7	6	0	--	15
Kansas	14	3	7	16	--	40

### First Quarter

KU-Mark Simmons 40 pass from Jason Swanson (Scott Webb kick), 10:45

NU-TEAM safety (Corey McKeon), 7:05

KU-Darren Rus 20 blocked punt return (Webb kick), 1:16

### Second Quarter

KU-Webb 21 FG, 4:46

NU-Terrence Nunn 30 pass from Zac Taylor (Jordan Congdon kick), 1:47

### Third Quarter

NU-Cory Ross 1 run (Taylor 2PAT INT), 6:19

KU-Jon Cornish 72 (Webb kick), 5:35

### Fourth Quarter

KU-TEAM safety (Eric Butler), 14:45

KU-Simmons 12 pass from Swanson (Webb kick), 8:33

KU-Kevin Kane 40 INT return (Webb kick), 5:23



Terrence Nunn scored his fifth touchdown of the season and led the Huskers with three receptions at Kansas.

Team Statistics	NU	KU
First downs	7	17
Rushing att.-yards	23-21	44-213
Passes	27-14-1	27-16-1
Passing yards	117	215
Total att.-yards	49-138	71-428
KO Returns-yards	5-127	2-50
Punt Returns-yards	2-17	6-60-1
INT Returns-yards	1-19	1-40-1
Fumble Returns-yards	0-0	0-0
Sacks by	1-2	3-19
Tackles for Loss-yards	6-14	7-32
Punts-average	10-42.8	4-39.5
Net Punting	36.8	35.2
Fumbles-lost	0-0	2-1
Penalties-yards	6-32	6-45
Time of possession	25:11	34:49

### Individual Leaders

#### Rushing:

NU: Cory Ross 16-30-1; Cody Glenn 2-0-0; Zac Taylor 4-(-9)-0

KU: Jon Cornish 10-101-1; Clark Green 22-100-0; Jason Swanson 10-11-0; Brandon McAnderson 2-1-0

#### Passing:

NU: Zac Taylor 26-14-1, 117, 1 TD; Cory Ross 1-0-0, 0, 0 TD

KU: Jason Swanson 27-16-1, 215, 2 TD

#### Receiving:

NU: Terrence Nunn 3-47-1; Nate Swift 3-26-0; J.B. Phillips 2-14-0; Frantz Hardy 1-13-0; Grant Mulkey 1-8-0; Dane Todd 1-5-0; Todd Peterson 1-5-0; Cory Ross 1-3-0; Zac Taylor 1-(-4)-0

KU: Mark Simmons 6-100-2; Clark Green 4-46-0; Brian Murph 3-46-0; Dominic Roux 2-22-0; Jon Cornish

Missed field goals: None

#### Interceptions:

NU: Corey McKeon 1-19-0

KU: Kevin Kane 1-40-1

#### Tackles (UT-AT-TT):

NU: Titus Adams 9-2-11

KU: Charlton Keith 4-4-8

#### Sacks:

NU: Corey McKeon 1-2

KU: Brandon Perkins 1-9; Charlton Keith 1-7; Eric Butler 1-3

## Game 10

Nebraska 27  
Kansas State 25  
Lincoln, Neb.  
Nov. 12, 2005

Lincoln, Neb. — Jordan Congdon boomed a 40-yard field goal with 1:05 left to give Nebraska a 27-25 win over Kansas State. Playing in front of the NCAA-record 275th consecutive sellout at Memorial Stadium, several NU freshmen teamed up to send 22 seniors out as winners on Senior Day in Lincoln. Congdon kicked a pair of field goals to push his NU freshman single-season record to 15. His game-winning kick was his ninth consecutive made field goal, and it gave the Huskers their sixth victory of the year to become bowl eligible for the 37th time in the past 38 seasons. Freshman wide receiver Nate Swift hauled in seven catches for 109 yards and two touchdowns. His final catch went for 21 yards on NU's winning drive. Swift's catch, the first career completion for freshman quarterback Harrison Beck, also gave Swift his third 100-yard receiving game of the year. Beck, who replaced injured starter Zac Taylor in the fourth quarter, made his first career appearance. Taylor had set NU's single-season passing record in the third quarter on his 34-yard touchdown pass to Swift. Taylor became just the fifth NU quarterback in history to pass for 2,000 yards and broke Dave Humm's 33-year-old passing mark of 2,074 yards in 1972. Swift added a 19-yard touchdown catch from Taylor late in the second quarter to give NU a 17-12 halftime lead. Swift's second touchdown catch gave NU a 24-12 lead early in the third quarter, before KSU battled back with 13 unanswered points. KSU scored on an Allan Evridge run, two safeties and Tim Schwerdt's 27-yard field goal to take a 25-24 lead. KSU struggled in its kicking game with starter Jeff Snodgrass. NU blocked a field goal and a PAT, while a second KSU PAT attempt also failed.

### Scoring Summary

Kansas State	6	6	10	3	--	25
Nebraska	7	10	7	3	--	27

### First Quarter

KSU-Allan Evridge 2 run (Jeff Snodgrass kick blocked), 6:24

NU-Cory Ross 1 run (Jordan Congdon kick), 0:15

### Second Quarter

KSU-Victor Mann 1 run (Mann rush failed), 12:04

NU-Congdon 38 FG, 8:12

NU-Nate Swift 19 pass from Zac Taylor (Congdon kick), 2:02

### Third Quarter

NU-Swift 34 pass from Taylor (Congdon kick), 13:26

KSU-Evridge 7 run (Snodgrass fumble), 10:27

KSU-Maurice Porter safety, 10:21

KSU-Reggie Walker safety, 4:03

### Fourth Quarter

KSU-Tim Schwerdt 27 FG, 4:18

NU-Congdon 40 FG, 1:05

Team Statistics	KSU	NU
First downs	17	20
Rushing att.-yards	50-248	35-93



Jordan Congdon kicked a 40-yard field goal with 1:05 remaining to send Nebraska to its sixth victory of the season in a 27-25 win over Kansas State on Senior Day.

Team Statistics	KSU	NU
Passes	30-6-1	38-22-1
Passing yards	103	241
Total att.-yards	80-351	73-334
KO Returns-yards	7-70	2-12
Punt Returns-yards	1-(-4)	4-29
INT Returns-yards	1-36	1-0-0
Fumble Returns-yards	0-0	0-0
Sacks by	1-8	2-15
Tackles for Loss-yards	7-20	10-35
Punts-average	8-41.2	6-42.5
Net Punting	37.6	43.2
Fumbles-lost	3-1	7-2
Penalties-yards	14-108	8-47
Time of possession	28:58	31:02

### Individual Leaders

#### Rushing:

KSU: Allan Evridge 30-138-2; Thomas Clayton 13-85-0; Victor Mann 4-32-1; Jordy Nelson 1-(-2)-0; Allen Webb 1-(-5)-0

NU: Cory Ross 26-69-1; Terrence Nunn 1-19-0; Zac Taylor 3-11-0; Marlon Lucky 2-7-0; Brandon Jackson 1-(-2)-0; TEAM 1-(-4)-0; Harrison Beck 1-(-7)-0

#### Passing:

KSU: Allan Evridge 27-5-1, 77, 0 TD; Allen Webb 3-1-0, 26, 0 TD

NU: Zac Taylor 31-21-0, 220, 2 TD; Harrison Beck 6-1-1, 21, 0 TD; Todd Peterson 1-0-0, 0 TD

#### Receiving:

KSU: Davin Dennis 3-43-0; Jordy Nelson 1-43-0; Yamon Figurs 1-10-0; Rashaad Norwood 1-7-0

NU: Nate Swift 7-109-2; Terrence Nunn 5-44-0; J.B. Phillips 2-28-0; Dane Todd 2-23-0; Grant Mulkey 2-15-0; Cory Ross 2-(-1)-0; Josh Mueller 1-18-0; Todd Peterson 1-5-0

#### Missed field goals:

KSU: Jeff Snodgrass (31-block), 3rd, 0:43

#### Interceptions:

KSU: Bryan Baldwin 1-36-0

NU: Corey McKeon 1-0-0

#### Tackles (UT-AT-TT):

KSU: Brandon Archer 5-3-8

NU: Bo Ruud 10-5-15

#### Sacks:

KSU:Tearius George 1-8

NU: Barry Turner 1-9; Adam Carriker 1-6

# 2005 Game-by-Game

## Game 11

Nebraska 30  
Colorado 3  
Boulder, Colo.  
Nov. 25, 2005

Boulder, Colo. — The Nebraska football team closed the regular season with its most dominant effort of the year, routing Colorado, 30-3, at Folsom Field in front of an ABC national television audience on the Friday after Thanksgiving. The Huskers' 27-point win was the largest margin in the series with Colorado since 1992 and helped NU finish with a 7-4 overall record and a 4-4 Big 12 mark. Quarterback Zac Taylor provided one of the best passing days in school history by completing 27-of-43 passes for 392 yards and two touchdowns. Taylor led NU to a season-high 497 yards of total offense. Colorado native Cory Ross capped his final regular season at NU with a career-high nine catches for 129 yards and one touchdown out of the backfield for the Huskers. Nate Swift added four catches for 77 yards and a touchdown, while freshman running back Cody Glenn contributed a rushing touchdown for the Huskers. While Taylor led a potent and efficient offense, the Blackshirt defense closed the door on the Colorado offense, holding the Buffs out of the end zone. The Blackshirts held CU to just 212 yards of total offense, nearly 170 yards below the Buffs' season average, allowing only a field goal on CU's opening drive of the game. Sophomore linebacker Bo Ruud had a big day with three tackles for loss, including one of four Nebraska sacks of CU quarterback Joel Klatt. NU's starting defensive line of Adam Carriker, Jay Moore, Titus Adams and Le Kevin Smith all had a hand in sacks as well, as the Huskers controlled the line of scrimmage on both sides of the ball. Freshman place-kicker Jordan Congdon added three field goals to tie the Nebraska single-season record with 18 field goals on the year.

### Scoring Summary

Nebraska 3 17 7 3 -- 30  
Colorado 3 0 0 0 -- 3

### First Quarter

CU-Mason Crosby 33 FG, 12:25  
NU-Jordan Congdon 26 FG, 8:06

### Second Quarter

NU-Cory Ross 19 pass from Zac Taylor (Congdon kick), 13:01  
NU-Cody Glenn 1 run (Congdon kick), 9:57  
NU-Congdon 30 FG, 4:44

### Third Quarter

NU-Nate Swift 21 pass from Taylor (Congdon kick), 6:30

### Fourth Quarter

NU-Congdon 32 FG, 2:02

Team Statistics	NU	CU
First downs	28	13
Rushing att.-yards	42-105	20-53
Passes	48-27-0	40-20-1
Passing yards	392	159
Total att.-yards	90-497	60-212
KO Returns-yards	0-0	5-116



Linebacker Bo Ruud led a strong effort by the Nebraska Blackshirts with three tackles for loss, including a sack against Colorado.

Team Statistics	NU	CU
Punt Returns-yards	5-37	2-29
INT Returns-yards	1-0	0-0
Fumble Returns-yards	0-0	0-0
Sacks by	4-33	5-30
Tackles for Loss-yards	8-41	7-32
Punts-average	5-54.8	9-47.4
Net Punting	41.0	43.3
Fumbles-lost	1-0	2-0
Penalties-yards	7-51	10-105
Time of possession	38:03	21:57

### Individual Leaders

#### Rushing:

NU: Marlon Lucky 10-33-0; Brandon Jackson 4-25-0; Cody Glenn 8-18-1; Zac Taylor 13-16-0; Cory Ross 7-13-0

CU: Hugh Charles 12-78-0; Byron Ellis 1-5-0; Joel Klatt 7-(-30)-0

#### Passing:

NU: Zac Taylor 43-27-0, 392, 2TD; Harrison Beck 4-0-0, 0, 0 TD; Terrence Nunn 1-0-0, 0, 0 TD

CU: Joel Klatt 40-20-1, 159, 0 TD

#### Receiving:

NU: Cory Ross 9-129-1; Nate Swift 4-77-1; Terrence Nunn 4-27-0; Todd Peterson 3-54-0; Grant Mulkey 3-49-0; J.B. Phillips 3-21-0; Frantz Hardy 1-35-0

CU: Dusty Sprague 5-37-0; Patrick Williams 5-30-0; Evan Judge 3-34-0; Joe Klopfenstein 3-26-0; Lawrence Vickers 2-5-0; Quinn Sypniewski 1-19-0; Hugh Charles 1-8-0

#### Missed field goals:

NU: Congdon (28-miss), 4th, 6:48  
CU: Crosby (57-miss), 1st, 6:06

#### Interceptions:

NU: Adam Ickes 1-0

#### Tackles (UT-AT-TT):

NU: Bo Ruud 6-0-6; Adam Ickes 5-1-6  
CU: Akarika Dawn 6-4-10

#### Sacks:

NU: Bo Ruud 1-8; Le Kevin Smith 1-4; Adam Carriker 0.5-6; Barry Cryer 0.5-6; Titus Adams 0.5-5; Jay Moore 0.5-4

CU: Abraham Wright 1-8; Thadadaeus Washington 1-7; Brian Iwuh 1-7; Akarika Dawn 1-6; James Garee 1-2

## Game 12

Nebraska 32  
#20 Michigan 28  
San Antonio, Texas  
Dec. 28, 2005 (Alamo Bowl)

San Antonio, Texas — In one of the most tightly matched and exciting bowl games of the year, Nebraska battled back from a 11-point deficit with less than nine minutes to play to knock off No. 20 Michigan in the 2005 MasterCard Alamo Bowl at the Alamodome. Playing in front of 62,000 fans and an ESPN national television audience, senior I-back Cory Ross capped his Husker career as the Alamo Bowl MVP by rushing for 161 yards on 28 carries, including a 31-yard fourth-quarter touchdown run to start NU's rally. Houston native Terrence Nunn capped the Husker comeback with his second touchdown catch of the game on a 13-yard connection with Zac Taylor with 4:29 remaining in the game. Nunn opened the scoring with a 52-yard touchdown catch from Taylor in the first quarter. Quarterback Chad Henne threw two touchdown passes to give Michigan a 14-7 lead early in the second quarter, before Taylor tied the game with a 14-yard strike to Nate Swift. Jordan Congdon gave NU a 17-14 lead midway through the third quarter with his school record 19th field goal of the year. Henne gave the lead back on his third touchdown pass, before pushing the Wolverine margin to 28-17 with a seven-yard touchdown run with 11:40 left. The outcome was not decided until the game's final play as Henne completed a short pass to Jason Avant to begin a series of laterals that concluded with Tyler Ecker rumbling 62 yards to the NU 13 where he was finally knocked out of bounds by Titus Brothers to end the game.

### Scoring Summary

#20 Michigan 7 7 7 7 -- 28  
Nebraska 7 7 3 15 -- 32

### First Quarter

NU-Terrence Nunn 52 pass from Zac Taylor (Jordan Congdon kick), 8:04

MICH-Tyler Ecker 13 pass from Chad Henne (Garrett Rivas kick), 5:48

### Second Quarter

MICH-Mike Massey 16 pass from Henne (Rivas kick), 11:43

NU-Nate Swift 14 pass from Taylor (Congdon kick), 2:37

### Third Quarter

NU-Congdon 20 FG, 8:54

MICH-Mario Manningham 21 pass from Henne (Rivas kick), 6:31

### Fourth Quarter

MICH-Henne 7 run (Rivas kick), 11:40

NU-Cory Ross 31 run (Todd Peterson pass from Taylor), 8:08

NU-Nunn 13 pass from Taylor (Congdon kick), 4:29

Team Statistics	MICH	NU
First downs	23	16
Rushing att.-yards	42-130	37-151
Passes	43-21-1	31-14-2



Alamo Bowl MVP Cory Ross led Nebraska to an 8-4 overall record and a No. 23 national ranking by the Associated Press.

Team Statistics	MICH	NU
Passing yards	270	167
Total att.-yards	85-400	68-318
KO Returns-yards	6-186	2-43
Punt Returns-yards	7-72	3-32
INT Returns-yards	2-0	1-0
Fumble Returns-yards	2-0	0-0
Sacks by	5-27	4-22
Tackles for Loss-yards	9-41	10-33
Punts-average	7-34.9	8-51.5
Net Punting	30.3	42.5
Fumbles-lost	4-2	0-0
Penalties-yards	6-49	9-76
Time of possession	31:21	28:39

### Individual Leaders

#### Rushing:

MICH: Mike Hart 19-74-0; Chad Henne 13-38-1; Kevin Grady 5-17-0; Antonio Bass 3-4-0; TEAM 1-(-1)-0; Steve Breaston 1-(-2)-0

NU: Cory Ross 28-161-1; Marlon Lucky 1-3-0; TEAM 1-(-3)-0; Zac Taylor 7-(-10)-0

#### Passing:

MICH: Chad Henne 43-21-1, 270, 3 TD  
NU: Zac Taylor 31-14-2, 167, 3 TD

#### Receiving:

MICH: Jason Avant 8-71-0; Mario Manningham 3-28-1; Antonio Bass 3-24-0; Mike Hart 2-35-0; Mike Massey 2-18-1; Tyler Ecker 1-71-1; Alijah 1-15-0; Steve Breaston 1-8-0

NU: Terrence Nunn 4-91-2; Nate Swift 3-31-1; Frantz Hardy 3-27-0; Cory Ross 3-9-0; J.B. Phillips 1-10-0

#### Missed field goals:

MICH: Garrett Rivas (25-miss), 2nd, 12:39

#### Interceptions:

MICH: Leon Hall 2-0-0  
NU: Zackary Bowman 1-0-0

#### Tackles (UT-AT-TT):

MICH: Willis Barringer 5-4-9  
NU: Corey McKeon 9-2-11

#### Sacks:

MICH: Alan Branch 1.5-4; Shawn Crable 1-7; Tim Jamison 0.5-5; David Harris 0.5-4; LaMarr Woodley 0.5-3; Pierre Woods 0.5-3; Rondell Biggs 0.5-1

NU: Barry Cryer 1-8; Ola Dagundaro 1-6; Blake Tiedtke 1-6; Le Kevin Smith 1-2

# 1970 National Champions – 11-0-1

Early in the 1970 season, Jerry Murtaugh predicted Nebraska would win the national championship. Murtaugh was a senior linebacker and co-captain who, in just three seasons, set the Cornhusker career record for tackles. It took more than 30 years before Murtaugh's mark was finally surpassed by Barrett Ruud.

It was obvious that Murtaugh was capable of backing up whatever he said, and Murtaugh and the Huskers provided plenty of support for his statement on the

1970 National Champions (11-0-1)		
<b>Head Coach:</b> Bob Devaney		
<b>Captains:</b> Dan Schneiss and Jerry Murtaugh		
Date	Opponent	Result
S 12	Wake Forest	W, 36-12
S 19	at USC	T, 21-21
S 26	Army	W, 28-0
O 3	at Minnesota	W, 35-10
O 10	Missouri	W, 21-7
O 17	at Kansas	W, 41-20
O 24	Oklahoma State	W, 65-31
O 31	at Colorado	W, 29-13
N 7	at Iowa State	W, 54-29
N 14	Kansas State	W, 51-13
N 21	Oklahoma	W, 28-21
<b>Orange Bowl</b>		
J 1	Louisiana State	W, 17-12

field. Nebraska had been 9-2 the previous season, winning its final seven games, including a decisive 45-6 victory against Georgia in the Sun Bowl.

After the Sun Bowl game, Georgia coach Vince Dooley said the Cornhuskers hadn't belonged in El Paso, Texas. They deserved better competition than his team could provide.

Still, 1970 was a new season. And though Nebraska had several starters returning on offense, Murtaugh was one of only three defensive starters returning. Dave Walline and Jim Anderson were the others.

Besides, winning a national championship wasn't something

loss to USC, in a rematch of the previous year's Cotton Bowl. And Ohio State drew Stanford in the Rose Bowl.

Nebraska's hopes of earning the AP version of the national championship were slim. Both Texas and Ohio State would have to lose, and the Cornhuskers would have to win. But it happened.

Notre Dame upset Texas 24-11, and Stanford staged a fourth-quarter comeback to defeat Ohio State 27-17. Nebraska learned of the latter result during the Orange Bowl's pregame warmups.

The Cornhuskers appeared ready to seize their opportunity, jumping ahead of LSU 10-0 in the first 13 minutes of the Orange Bowl. But the Tigers controlled the ball during the second and third quarters, scoring on a 31-yard pass on the final play of the third quarter to take a 12-10 lead.

Nebraska responded by driving 67 yards for the winning touchdown, scored by Tagge from one yard away with 8:50 remaining. Junior linebacker Bob Terrio, a junior college transfer who had arrived at Nebraska as a fullback, preserved the victory by intercepting a Bert Jones pass with 45 seconds left.

Notre Dame Coach Ara Parseghian argued that his team should be the AP champion because it had defeated No. 1 Texas. But NU was a decisive No. 1 in the final AP poll. "I was afraid Ara's comments might influence the voters, but I guess the writers are too smart to take some coach's word," Cornhusker Coach Bob Devaney said. "The writers knew who was best."

Nebraska also received an endorsement from President Richard Nixon, who proclaimed NU No. 1, to the delight of 8,000 fans at the NU Coliseum, on Jan. 14, 1971. Murtaugh and fullback Dan Schneiss, NU's co-captains, joined Devaney with Nixon.

It was just as Murtaugh had predicted.

over which a team had complete control. It would depend not only on being successful, but also on the votes of writers and broadcasters in the Associated Press poll or of selected coaches in the United Press International poll.

Two games into the season, Murtaugh's brash prediction became a longshot, at best. After opening with a 36-12 victory against Wake Forest, the ninth-ranked Cornhuskers played Southern California to a 21-21 tie at the LA Coliseum. The Trojans tied the score with 8:16 remaining, after a failed 12-yard field goal attempt, resulting from a poor center snap, kept Nebraska from putting the game away.

"We should have won the game," Johnny Rodgers said years later.

Rodgers was a sophomore in 1970, his first varsity season.

A tie at USC was certainly no disgrace. Coach John McKay's team was ranked No. 3. Nebraska even moved up in the next week's Associated Press poll. But No. 8 was still a long way from No. 1.

And the Cornhuskers' record had a blemish, no matter how slight.

Nebraska returned to Memorial Stadium to defeat Army 28-0 the next week, beginning what would be a 23-game winning streak and include not one but two national championships.


The Cornhuskers rolled through the Big Eight, moving up to No. 3 in the AP rankings after a 51-13 victory against No. 20 Kansas State in the next-to-last game of the regular season. Nebraska intercepted Wildcat quarterback Lynn Dickey a school-record seven times, and Cornhusker I-back Joe Orduna rushed for 105 yards and four touchdowns against what had been the conference's best defense.

Orduna, a senior who sat out the 1969 season as a medical redshirt, led Nebraska in rushing in 1970.

A week later, the Cornhuskers won the Big Eight championship outright by defeating Oklahoma 28-21 at Memorial Stadium. Though unranked, the young Sooners could have earned a share of the conference title with a victory. Nebraska had to come from behind twice during the game. Junior quarterback Jerry Tagge scored the winning touchdown, capping a 53-yard drive, with 7:42 remaining.

Nebraska finished 10-0-1, its first undefeated regular season since 1965, and ranked No. 3 in both wire service polls, behind two unbeaten and untied teams: No. 1 Texas and No. 2 Ohio State. The UPI didn't conduct a poll after bowl games, so Texas was its national champion for 1970.

The Cornhuskers were matched against No. 5 LSU in the Orange Bowl game on New Year's night. Texas played Notre Dame, which had been No. 1 until a late-season



Husker quarterback Jerry Tagge stretches the ball over the goal line for the winning touchdown in the Orange Bowl victory over Louisiana State.

# 1971 National Champions — 13-0

Nebraska's 1971 season came down to a single game at Owen Field in Norman, Okla., on Thanksgiving Day. At least, that's how it is most often remembered. The No. 1 Cornhuskers played No. 2 Oklahoma in what still is regularly regarded as college football's "Game of the Century."

## 1971 National Champions (13-0)

**Head Coach:** Bob Devaney  
**Captains:** Jerry Tagge and Jim Anderson

Date	Opponent	Result
S 11	Oregon	W, 34-7
S 18	Minnesota	W, 35-7
S 25	Texas A&M	W, 34-7
O 2	Utah State	W, 42-6
O 9	at Missouri	W, 36-0
O 16	Kansas	W, 55-0
O 23	at Oklahoma State	W, 41-13
O 30	Colorado	W, 31-7
N 6	Iowa State	W, 37-0
N 13	at Kansas State	W, 44-17
N 25	at Oklahoma	W, 35-31
D 4	at Hawaii	W, 45-3
J 1	<b>Orange Bowl</b> Alabama	W, 38-6

The teams were undefeated and untied, and they included 17 of 22 first-team All-Big Eight players. Nebraska had the nation's top-ranked defense. Oklahoma had its most productive offense.

The cover of Sports Illustrated (Nov. 22, 1971) published the week of the game included photographs of Nebraska linebacker Bob Terrio and Oklahoma running back Greg Pruitt, nose-to-nose, beneath the headline: "Irresistible Oklahoma Meets Immovable Nebraska."

The game was equal to its buildup. Johnny Rodgers opened the scoring less than four minutes into the first quarter with a 72-yard punt return, and Rich Sanger finished it by kicking an extra point

Besides Glover, Jacobson and Harper, the other first-team all-conference defenders were Terrio, Jim Anderson, Bill Kosch and Joe Blahak. Anderson, Kosch and Blahak played in the secondary.

Anderson and Tagge, one of five Cornhuskers on the All-Big Eight first-team offense, were the captains. Both were from West High School in Green Bay, Wis., as was starting monster back Dave Mason, a junior who had sat out the 1970 season as a medical redshirt.

The other first-team offensive players were Rodgers, Kinney, Carl Johnson and Dick Rupert.

The Cornhusker defense was opportunistic as well as immovable, contributing to a school-record plus-26 turnovers. Nebraska recovered 20 opponent fumbles and intercepted 27 passes.

Nebraska was No. 2 in the Associated Press preseason rankings but moved to No. 1 after opening with a 34-7 victory against Oregon at Memorial Stadium. Bobby Moore, now known as Ahmad Rashad, scored the Ducks' lone touchdown with just over three minutes remaining in the game.

Only three opponents scored more than one touchdown against the Cornhuskers. Oklahoma State and Kansas State each managed two touchdowns, and Oklahoma, of course, scored four. The only time all season that Nebraska even trailed during a game was against the Sooners.

The Cornhuskers opened conference play with back-to-back shutouts against Missouri (36-0) and Kansas (55-0), during a stretch in which they posted 12 consecutive scoreless quarters.

In addition to everything else, the Cornhuskers almost always had good field position because of the punt and kickoff returns of Rodgers, a key to their success, according to Tom Osborne, an assistant who designed and coordinated the offense.

"As great as that team was, take Johnny Rodgers out of there on kickoff and punt returns, and it probably wouldn't have gone 13-0," Osborne said.

Nebraska extended its winning streak to 23 games and its unbeaten streak to 32 games in 1971. Repeating as national champions "wasn't automatic," Rodgers said.

But going into the season, "we were pretty doggone confident."

with 1:38 remaining, following a dramatic, 74-yard drive capped by Jeff Kinney's two-yard run.

Rodgers' punt return is among the most memorable moments of the game. But he also made a key play to keep the winning touchdown drive alive, improvising on a pass route to get open on third-and-eight, then making a diving catch of a Jerry Tagge pass for a 12-yard gain and a first down.

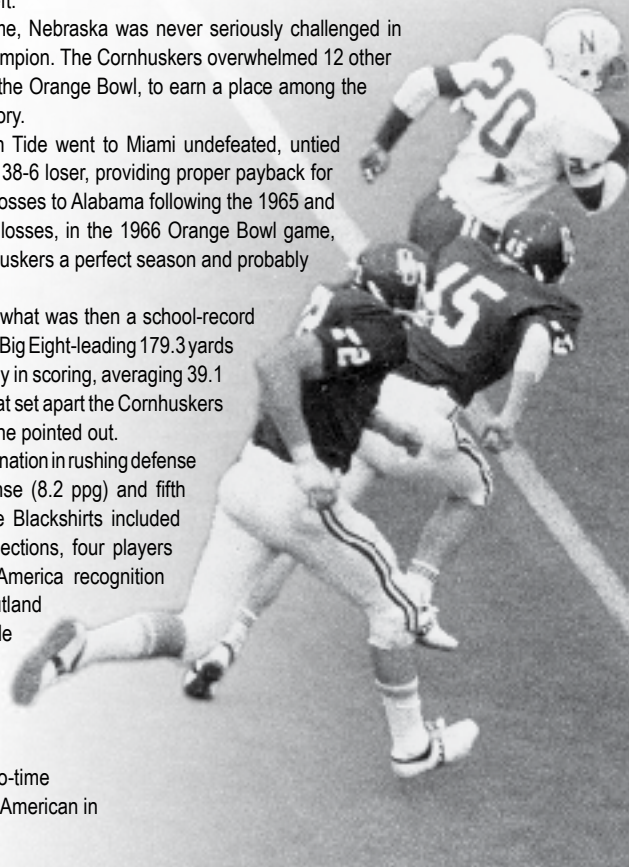
Cornhusker middle guard Rich Glover, who made 22 tackles that afternoon, put the finishing touches on Nebraska's 35-31 victory, deflecting a Jack Mildren fourth-down pass with barely a minute left.

Except for the Oklahoma game, Nebraska was never seriously challenged in its quest to repeat as national champion. The Cornhuskers overwhelmed 12 other opponents, including Alabama in the Orange Bowl, to earn a place among the best teams in college football history.

Coach Bear Bryant's Crimson Tide went to Miami undefeated, untied and ranked No. 2. The Tide left a 38-6 loser, providing proper payback for Nebraska's 39-28 and 34-7 bowl losses to Alabama following the 1965 and 1966 seasons. The first of those losses, in the 1966 Orange Bowl game, cost Coach Bob Devaney's Cornhuskers a perfect season and probably a national championship.

Although Nebraska averaged what was then a school-record 437.7 yards on offense, including a Big Eight-leading 179.3 yards passing, and ranked third nationally in scoring, averaging 39.1 points per game, it was defense that set apart the Cornhuskers — as the Sports Illustrated headline pointed out.

Nebraska ranked second in the nation in rushing defense (85.9 ypg), third in scoring defense (8.2 ppg) and fifth in total defense (202.9 ypg). The Blackshirts included seven first-team All-Big Eight selections, four players who would earn consensus All-America recognition during their careers and two Outland Trophy winners: Glover and tackle Larry Jacobson. Glover would win both the Outland and Lombardi awards in 1972. They were joined in the starting lineup by junior end Willie Harper, like Glover, a two-time All-American. John Dutton, an All-American in 1973, was a sophomore backup.



Wingback Johnny Rodgers was a key to the Huskers' national title run in 1971. Rodgers made a name for himself as a junior in 1971, before winning the Heisman Trophy in 1972.



# 1994 National Champions — 13-0

Byron Bennett's 45-yard field goal attempt sailed wide left in the final second of Nebraska's 18-16 loss to Florida State in the 1994 Orange Bowl game. With that miss, an 11-game Cornhusker winning streak ended. And the run to Coach Tom Osborne's first national championship began.

## 1994 National Champions (13-0)

**Head Coach:** Tom Osborne  
**Captains:** Terry Connealy, Ed Stewart, Zach Wiegert, and Rob Zatechka

Date	Opponent	Result
A 28	West Virginia	W, 31-0
S 8	at Texas Tech	W, 42-16
S 17	UCLA	W, 49-21
S 24	Pacific	W, 70-21
O 1	Wyoming	W, 42-32
O 8	Oklahoma State	W, 32-3
O 15	at Kansas State	W, 17-6
O 22	at Missouri	W, 42-7
O 29	Colorado	W, 24-7
N 5	Kansas	W, 45-17
N 12	at Iowa State	W, 28-12
N 25	at Oklahoma	W, 13-3
J 1	<b>Orange Bowl</b> Miami	W, 24-17

Nebraska's focus for the 1994 season was finishing the business that had been left incomplete on the night of Jan. 1, 1994, in Miami. The actual process started with a 31-0 victory against West Virginia in the Kickoff Classic in late August, and it concluded with a come-from-behind, 24-17 victory against Miami, on the Hurricanes' home field, in the 1995 Orange Bowl game. To a degree, that game characterized the season.

An important subplot of 1994 involved the Cornhusker quarterbacks. Junior Tommie Frazier, a two-year starter, opened the season as if he might run away with the Heisman Trophy before being sidelined by blood

clot problems in his right knee after the fourth game.

Frazier's misfortune represented an opportunity for junior Brook Berringer, who came off the bench to lead Nebraska to the Big Eight championship and the Orange Bowl game. Berringer was 7-0 as a starter, passing for 1,295 yards (14th on Nebraska's all-time, single-season list) and 10 touchdowns, in what amounted to only eight full games. He threw just three passes in the first three games.

When Berringer was slowed by a partially collapsed lung, a problem that occurred in back-to-back games, sophomore walk-on Matt Turman stepped up and directed the Cornhuskers. Although Berringer had been cleared to play, Turman gained a 7-6 lead against Kansas State at Manhattan that ended 17-6.

Turman had come on to replace Berringer the previous week, directing Nebraska to 23 second-half points in a 32-3 victory against Oklahoma State in the Cornhuskers' Big Eight opener.

The quarterback sequence was somewhat similar in the Orange Bowl victory. Frazier, who had been included on the travel roster for the final regular-season game at Oklahoma (but did not play), started against Miami. Berringer replaced him and got Nebraska on the scoreboard in the second quarter, with a 19-yard touchdown pass to tight end Mark Gilman. Then Frazier returned to finish it and earn game MVP honors.

Nebraska trailed the Hurricanes 10-7 at halftime and fell behind 17-7 less than two minutes into the third quarter. But during the intermission, Osborne had described to the Cornhuskers the way the second half would go if they maintained their composure and continued to play smart physical Husker football. They did.

Afterward, Osborne's halftime speech was made public. It was eerily prophetic.

Even though Nebraska finished its business by going 13-0, it remained for voters in the Associated Press and USA Today/CNN polls to certify the Cornhuskers as national champions. Penn State also went through the season undefeated and untied at 12-0. The Nittany Lions argued to no avail.

Nebraska began the season ranked No. 4 by the Associated Press, moved to No. 1

after the Kickoff Classic, then inexplicably dropped to No. 2 following a 42-16 victory at Texas Tech. Sophomore safety Mike Minter suffered a season-ending knee injury during the game televised by ESPN.

In many ways, Minter was to the defense what Frazier was to the offense. His loss was significant; a fact underscored during an unexpectedly close, 42-32 victory against pass-happy Wyoming.

The Cornhuskers dropped to No. 3 in the AP poll after the Kansas State victory, before finally moving to No. 1 following the Colorado game. The Buffaloes came to Lincoln undefeated, untied and ranked No. 2 by the AP and No. 3 by USA Today/CNN. Nebraska was No. 2 according to the coaches. The Cornhuskers remained No. 2 in the USA Today/CNN rankings another week, before ascending to the top spot on the strength of a 45-17 victory over Kansas, despite a Penn State victory against Indiana.

Nebraska earned the voters' respect with an offense that featured one of the best lines in school history and a new 4-3 defense that allowed only 55 points in conference play. Led by linebacker Ed Stewart, a consensus All-American, the Cornhuskers ranked second in the nation in scoring defense, fourth in total defense and rushing defense and 10th in pass defense.

The offensive line included Outland Trophy winner Zach Wiegert at tackle. Along with winning the Outland, Wiegert was a consensus first-team All-American. His linemate Brenden Stai earned All-America honors of his own at guard.

Rob Zatechka, the other tackle, was a four-time academic All-Big Eight selection who graduated with a perfect 4.0 grade-point average in biological sciences. Along with Joel Wilks, the other guard, and center Aaron Graham, the only non-senior among the starters, the group was nicknamed the "Pipeline."


Nebraska led the nation in rushing, with sophomore Lawrence Phillips gaining 1,722 yards, the third-highest single-season total in Cornhusker history. He finished eighth in the Heisman Trophy voting.

Phillips, Graham, Wiegert and Stai all earned first-team all-conference honors on offense.

Stewart, Troy Dumas, Donta Jones, Barron Miles and Tyrone Williams represented the defense on the All-Big Eight first team. Stewart, Wiegert, Zatechka and Terry Connealy were the Husker captains.

A crowd estimated at 14,000 to 15,000 stood in line and braved frigid temperatures for an opportunity to cheer the Cornhuskers at the Bob Devaney Sports Center on their return from Miami.

"We didn't just win this for ourselves, we won this for the whole state of Nebraska," Connealy said.



Coach Tom Osborne receives a victory hoist from Kareem Moss (left) and Jon Vedral (right) after the Huskers defeated Miami in the Orange Bowl for Osborne's first national title.

# 1995 National Champions – 12-0

Tom Osborne's 23rd Nebraska team was arguably his best. The 1995 Cornhuskers were among the best in college football history.

Though such a sweeping assertion cannot be proven, it can be supported. Nebraska's 1995 national championship team was No. 1 on a list of the top major college teams since 1956. The list was compiled by computer analyst Jeff Sagarin,

whose rankings are regularly published in USA Today.

The 1971 Cornhuskers were No. 2 according to Sagarin's power ratings. Both were well ahead of the other teams on the list, which also includes the 1997, 1972 and 1970 Huskers among the top 26.

Nebraska was never seriously challenged in 1995, as it extended a school-record winning streak to 25 games and repeated as national champion — something that has been accomplished only eight other times since the Associated Press initiated its national college football rankings in 1936.

The closest any opponent could come to the Cornhuskers was 14

1995 National Champions (12-0)		
<b>Head Coach:</b> Tom Osborne		
<b>Captains:</b> Phil Ellis, Mark Gilman, Aaron Graham, Christian Peter and Tony Veland.		
Date	Opponent	Result
A 31	at Oklahoma State	W, 64-21
S 9	at Michigan State	W, 50-10
S 16	Arizona State	W, 77-28
S 23	Pacific	W, 49-7
S 30	Washington State	W, 35-21
O 14	Missouri	W, 57-0
O 21	Kansas State	W, 49-25
O 28	at Colorado	W, 44-21
N 4	Iowa State	W, 73-14
N 11	at Kansas	W, 41-3
N 24	Oklahoma	W, 37-0
<b>Fiesta Bowl</b>		
J 2	Florida	W, 62-24

points. But even that was deceptive. Washington State trailed Nebraska 28-7 after three quarters, in the fifth game of the season. The Cornhuskers scored 20 points in the second quarter to overcome a 7-0 first quarter deficit.

After that, the outcome was never in serious doubt. The final score was 35-21.

Nebraska, which began the season ranked No. 2 by the Associated Press, didn't move to No. 1 until back-to-back victories against No. 8 Kansas State (49-25) and No. 7 Colorado (44-21). After completing a third consecutive undefeated and untied regular season and winning a fifth consecutive Big Eight championship, including four in a row outright, the Cornhuskers eliminated any doubt about their claim to a second consecutive national title by overwhelming No. 2 Florida, 62-24, in the Fiesta Bowl.

Despite the Cornhuskers' success, the 1995 season was one of mixed emotions, resulting from much-publicized off-the-field problems.

"It was a terrible year, and it was a great year," Osborne said after the Fiesta Bowl. "It was taxing. On the other hand, it was very gratifying to work with a group of players who had the kind of focus and drive to carry them through. That was the redeeming factor.

"There were times I was running on empty. I take my spiritual life very seriously. I relied on my faith more than I ever have. I was grateful for the sustaining strength that was there."

The star-crossed nature of the 1995 team was further underscored in the spring, when Brook Berringer, a quarterback who had just completed his eligibility, died in the crash of a light plane.

Osborne again had to turn to his faith to handle the tragedy.

"The Brook I knew, there was nothing he could have done better," Osborne said. "The length (of his life) was not what you would have liked. But the quality couldn't have been better."

Berringer, who had stepped in for an injured Tommie Frazier during the 1994 national championship season, accepted his role without complaint and contributed as a proven backup in 1995.

Frazier, fully recovered from the blood clot problems that sidelined him much of his junior season, set the Husker career record for total offense (5,476) and touchdowns produced (79), which were later broken by 2001 Heisman Trophy winner Eric Crouch. Frazier earned All-America recognition, finished second to Ohio State's Eddie George in balloting for the Heisman and received the most valuable player award in the Fiesta Bowl game.

Frazier, whose record in four years as a starter was 33-3, established himself among the best quarterbacks in Cornhusker history.

"I would say if I were to choose one player who has had the most impact on the outcome of the greatest number of games over the longest period of time since I've been at Nebraska, it would be Tommie Frazier," said Osborne, who began as a graduate assistant in 1962.

Under Frazier's direction, Nebraska's offense was even more productive than that of the "Scoring Explosion" team in 1983. The Cornhuskers ranked No. 1 in the nation in both rushing (399.8) and scoring (52.4) and No. 2 in total offense (556.3). The 1983 team was slightly better rushing the ball, averaging a school-record 401.7 yards, but it averaged slightly fewer points (52.0) and total yards (546.7).

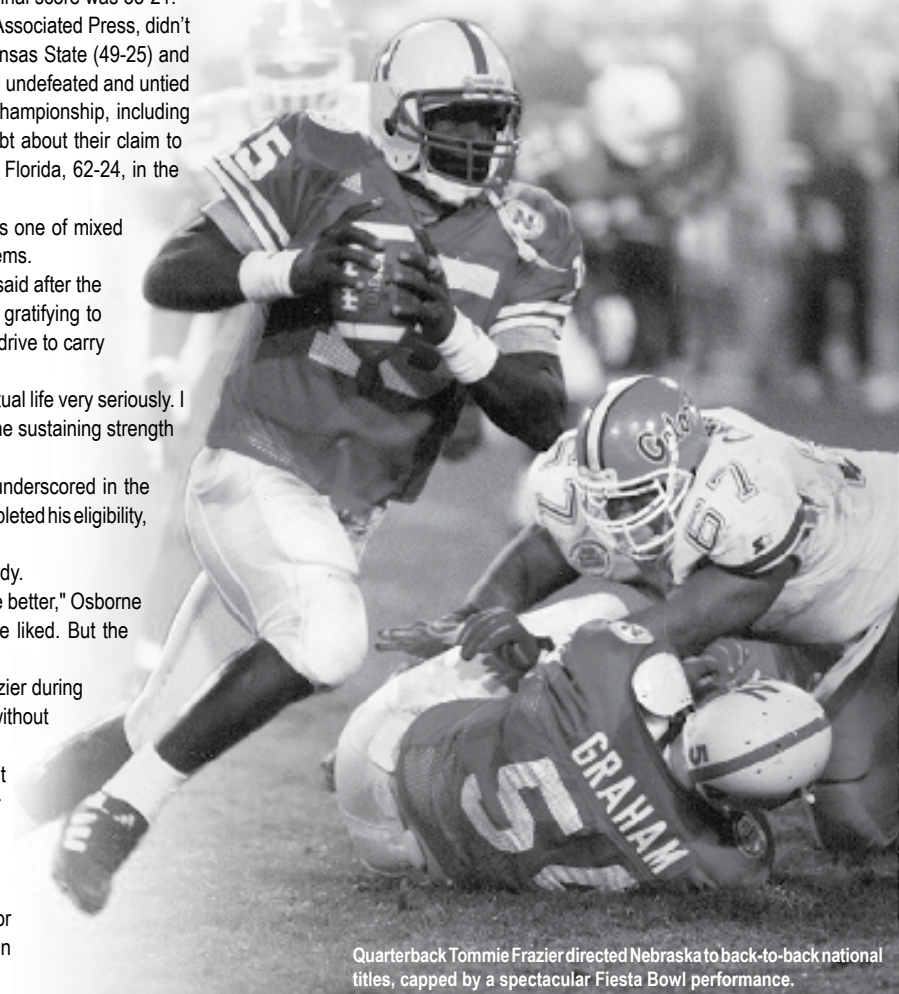
Ahman Green, who began fall camp down the list on the depth chart, became the starting I-back and broke the school rushing record for a freshman. He gained 1,086 yards and scored 12 touchdowns.

Green would have broken the school scoring record for a freshman were it not for Kris Brown, the place-kicker. Brown, like Green a true freshman, scored 97 points — a school record for kicking.

In addition to Frazier, center Aaron Graham and rush end Jared Tomich earned first-team All-America honors. Graham also was a Cornhusker co-captain, along with tight end Mark Gilman, defensive tackle Christian Peter, safety Tony Veland and linebacker Phil Ellis.

Tomich, a junior who originally walked on, was among five Blackshirts who received first-team all-conference recognition. The other defensive players were Peter, linebacker Terrell Farley, rush end Grant Wistrom and cornerback Tyrone Williams. Frazier and Graham were joined on the All-Big Eight first-team offense by Green, tackle Eric Anderson and guards Chris Dishman and Aaron Taylor.

Rarely has college football seen such a team. Maybe never.



Quarterback Tommie Frazier directed Nebraska to back-to-back national titles, capped by a spectacular Fiesta Bowl performance.

# 1997 National Champions – 13-0

A pajama-clad Tom Osborne was packing for home in the early morning hours of Jan. 3, 1998, when he heard the news.

“By that time, I was wrung out enough that there wasn’t much emotion left,” he would say later that morning during a post-Orange Bowl game news conference.

1997 National Champions (13-0)		
<b>Head Coach:</b> Tom Osborne		
<b>Captains:</b> Vershan Jackson, Jason Peter, Aaron Taylor and Grant Wistrom		
Date	Opponent	Result
A 30	Akron	W, 59-14
S 13	Central Florida	W, 38-24
S 20	at Washington	W, 27-14
O 4	Kansas State	W, 56-26
O 11	Baylor	W, 49-21
O 18	Texas Tech	W, 29-0
O 25	at Kansas	W, 35-0
N 1	Oklahoma	W, 69-7
N 8	at Missouri	W, 45-38 (OT)
N 15	Iowa State	W, 77-14
N 28	at Colorado	W, 27-24
	Big 12 Championship	
D 6	Texas A&M	W, 54-15
	<b>Orange Bowl</b>	
J 2	Tennessee	W, 42-17

His response to the news was typically low-key.

“Naturally, I was very pleased, very gratified,” he said.

The source of his pleasure had been the announcement on ESPN — the television set in his room at the Sheraton Bal Harbour on Miami Beach had been tuned to the network “by chance,” he said — that his 25th and final team had been voted the USA Today/ESPN Coaches national champion.

The Huskers, No. 2 going into the Orange Bowl game, had squeezed ahead of Michigan in the coaches poll on the strength of a 42-17 victory against No. 3 Tennessee.

The Wolverines retained the top spot in the AP poll.

“Being a coach, I know a little bit how they think,” said Osborne, who was among those with a vote in the USA Today/ESPN poll. “They probably looked at the fact we were 13-0, and to be unrewarded in some way would be . . . I don’t mean to say an injustice. But it wouldn’t be a good thing.”

No major college football team has gone 13-0 and been deprived of a national title. On the other hand, Michigan argued, no No. 1 team had ever won its bowl game and been dropped from the top.

The split title seemed a reasonable solution. That was Cornhusker quarterback Scott Frost’s point immediately after the decisive victory against Tennessee.

“I can’t see how any coach outside of the Big Ten or Pac-10 would vote for Michigan because if somebody from North Carolina, Florida State, wherever it might be, Notre Dame, coaches from there, if they were undefeated and won the Alliance bowl game, they would expect to share the national title,” the senior from Wood River, Neb., said on the field, in front of CBS television cameras.

“It’s been split before. It’s OK to split it. It should be split.”

Frost was well-versed on national championship history. The title had been split nine times previously since the coaches poll was established in 1950, most recently in 1990 and 1991.

Nebraska’s first national championship in 1970 was split with Texas.

Cornhusker defensive tackle Jason Peter was less sharing than Frost.

“If you ask me, I don’t think it should be a split title,” he said after the Orange Bowl game. “I mean, we proved today that we’re the best team in the country, without a doubt.”

There probably wouldn’t have been much doubt in anyone’s mind had it not been for Nebraska’s dramatic 45-38 overtime victory at Missouri in early November. The Cornhuskers traveled to Columbia with the No. 1 ranking in both polls but returned to Lincoln ranked No. 4.

That same weekend, Michigan went from No. 4 to No. 1 on the strength of a 34-8 victory against No. 2 Penn State, and Florida State, which subsequently lost to Florida, went from No. 3 to No. 2.

Michigan might have slammed the door on Nebraska’s national championship aspirations with a more decisive victory against Washington State in the Rose Bowl game, but the door was open “at least a crack,” Osborne told his team after it watched the Wolverines win 21-16 on New Year’s Day.

Coaching the Cornhuskers to a third national championship in four seasons was a fitting conclusion to Osborne’s Hall of Fame career. The National Football Foundation waived its three-year waiting period for induction, allowing Osborne to be enshrined alongside the game’s greatest coaches without delay.

Nebraska became only the second major college football program since the Associated Press began ranking teams in 1936 to earn three national titles in four seasons. Notre Dame won titles in 1946, 1947 and 1949.

Peter and rush end Grant Wistrom, the Lombardi Award winner and two-time Big 12 Defensive Player of the Year, were the heart and soul of Nebraska’s 1997 national champions.

“Those two guys, among some others, ramrodded that football team,” Osborne said. “They decided a year ago they were going to come back and get the thing done. Their leadership was invaluable.”

Peter and Wistrom earned All-America honors, as did offensive guard Aaron Taylor, the first Cornhusker to be named an All-American at two positions. He played center in 1996. Taylor was voted the Outland Trophy winner, with Peter being one of two runners-up.

Frost and I-back Ahman Green were among other key players on offense. Frost became only the 10th player in major college history to rush for 1,000 yards and pass for 1,000 yards in the same season, finishing with 1,095 and 1,237, respectively.

Frost’s 2,332 yards of total offense were one short of the Nebraska single-season record, set by Jerry Tagge in 1971, since surpassed by Heisman Trophy winner Eric Crouch (2,625) in 2001 and Jammal Lord (2,774) in 2002.

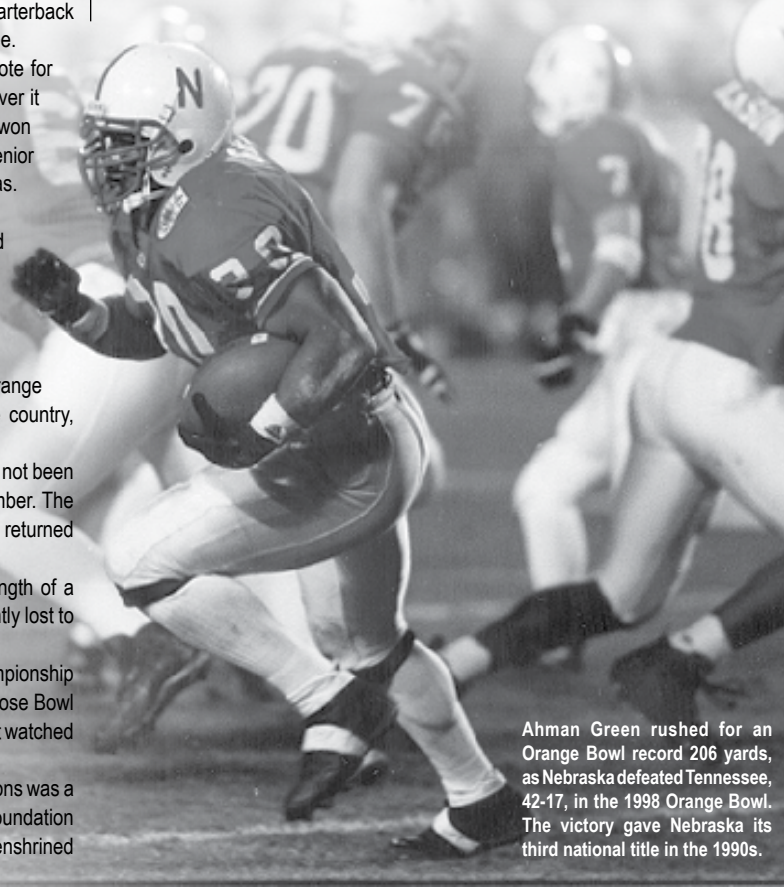
Green rushed for 1,877 yards, which ranked second in the nation. His yards also placed him second on the Cornhuskers’ all-time single-season list, behind 1983 Heisman Trophy winner Mike Rozier’s 2,148 yards.

Every Cornhusker, from freshman Matt Davison, whose touchdown catch of a deflected Frost pass on the final play of regulation against Missouri kept the title hopes alive, to scout team players such as senior Doug Seaman, contributed in varying degrees to Nebraska’s fifth national title.

The 1997 national championship team was “somewhere in between” the 1994 and 1995 national championship teams, according to Osborne. It was “probably a little more talented than ’94, certainly not near as controversial as ’95. That was nice,” he said. “So it was just kind of a nice way to go.”

“Great leadership on the part of the players, and I didn’t have to do much.”

He was being overly modest, of course. The record will attest to that.



Ahman Green rushed for an Orange Bowl record 206 yards, as Nebraska defeated Tennessee, 42-17, in the 1998 Orange Bowl. The victory gave Nebraska its third national title in the 1990s.

# Nebraska's Most Memorable Games

In 115 years and 1,143 games, it's hard to single out the most memorable contests in Nebraska football history.

From the Huskers' first game in a 10-0 win on Nov. 27, 1890, over Omaha YMCA to their 35th consecutive bowl appearance in 2003, every game has something to remember. With 300 games in Husker history decided by seven or fewer points, one play could have switched the outcome of a contest.

The battles with Oklahoma; the heartbreaking losses to Penn State, Miami and Florida State; the 100-point wins over Creighton (102-0 in 1905), Haskell (119-0 in 1910) and Kearney State (117-0 in 1911); the early battles with Pittsburgh, Minnesota and Notre Dame; and the yearly bowl game battles, all have been sifted through by some of the most knowledgeable Husker fans.

Husker football historians Mike Babcock, former Lincoln Journal Star football beat writer Ken Hambleton and Sports Information Director Emeritus Don "Fox" Bryant, each picked 15 to 20 games that will be remembered for the next 115 years and 1,143 games in the future of Husker football.

Here is our top 20.

**Note:** *The games are in chronological order beginning with the 1923 win over Notre Dame but are divided into regular season and bowl contests.*

## Huskers Tame the Four Horsemen Again

► **Nebraska 14, Notre Dame 7 (Nov. 10, 1923)**

The Huskers handed the legendary "Four Horsemen" a loss for the second straight season, dominating the famed foursome in a 14-7 victory in Lincoln. The season before, the Huskers won 14-6.

From 1922 to 1924, the "Four Horsemen" owned a 27-2-1 record with their only losses coming to Nebraska.

Coached by the legendary Knute Rockne, the Irish did not have an answer for the Huskers.

Dave Noble ran for a touchdown and caught a pass from Rufus Dewitz for another score, as Nebraska led 14-0 before Notre Dame scored a late touchdown against the Husker reserves.



## Defense Shackles All-World Red Grange

► **Nebraska 14, Illinois 0 (Oct. 3, 1925)**

Nebraska traveled to Illinois and shut down Red Grange, one of the all-time greatest backs in college football history, in a 14-0 win.

The Huskers held Grange scoreless in a home game for the only time in his career to shock the college football world. It was the second straight season Grange did not score against the Huskers.

Frank Dailey intercepted a first-quarter pass by Grange and returned it 45 yards for a touchdown.

Another interception in the fourth quarter helped set up the game-sealing score. The Huskers gained possession at the Illinois 40-yard line and three plays later, a 14-0 lead was theirs. On first down, John Rhodes ran for 36 yards and scored from one yard out a play later.



## Huskers Beat Defending Champion Gophers

► **Nebraska 14, Minnesota 9 (Oct. 2, 1937)**

In Biff Jones' first game as head coach, the Huskers used a spirited rally to defeat defending national champion Minnesota, 14-9.

Minnesota had been the Huskers' nemesis, winning 14 of 18 contests while the two teams played to two ties. The year before, the Gophers returned a punt 85 yards for a touchdown in the game's final minutes to earn the win.

Nebraska trailed 7-0 and 9-7 before the Huskers rallied in the second half. Trailing 9-7 and without starter Eldon McClravy, who some feared dead after suffering a skull fracture, Harris Andrews threw a 25-yard touchdown pass to William Callihan to put the Huskers ahead 14-9.



## Huskers End Sooner Conference Dominance

► **Nebraska 25, Oklahoma 21 (Oct. 31, 1959)**

Amassive underdog to an Oklahoma Sooner team that had not lost in 74 consecutive conference games, the Huskers stunned the nation by beating Oklahoma, 25-21, at Memorial Stadium.

Nebraska, which had not defeated the Sooners in 17 years, held off a last-minute OU comeback attempt when Ron Meade intercepted a Bobby Boyd pass in the NU end zone.

The win touched off a wild celebration. The Homecoming crowd stormed the field and tore down the goal posts, which were paraded around town. Pieces ended up at fraternity houses and on the front lawn of the governor's mansion. Chancellor Clifford Hardin canceled classes on Monday so students could have an extra day to celebrate.



## Devaney's First Major Win at Nebraska

► **Nebraska 25, Michigan 13 (Sept. 29, 1962)**

In Coach Bob Devaney's second game at the helm of the Huskers, Nebraska marched into Ann Arbor, Mich., and defeated the Wolverines, 25-13.

The Huskers trailed 7-0 after the first quarter before 70,287 fans, then the largest regular-season crowd to watch a Nebraska football game.

After the nerves wore off, the Huskers dominated the contest in the second half. Entering the fourth quarter, the Huskers held a commanding 19-7 lead before Michigan scored to cut the deficit to 19-13. But the Huskers answered back. On a fourth-and-eight play inside the Michigan 30, Dennis Claridge completed a pass to Dick Callahan for a first down. On the next play, Bill Thornton rumbled 16 yards for a touchdown.



## Rivalry Resumes Day After Kennedy is Shot

► Nebraska 29, Oklahoma 20 (Nov. 23, 1963)

The Huskers beat the Sooners 29-20 the day after President John F. Kennedy was killed in Dallas.

Officials from both schools did not want to play the game, but after discussions with NCAA and Big Eight Conference representatives it was decided the game would be played because Oklahoma had one game remaining and the Orange Bowl needed a representative.

All pregame festivities were canceled and a moment of silence honored the nation's fallen leader. The Huskers dominated OU, taking a 17-0 lead in the fourth quarter. Leading 17-7, NU scored two touchdowns in a 1:32 span to take a 29-7 lead. OU scored twice in the game's final two minutes.



## Huskers win Game of the Century at OU

► Nebraska 35, Oklahoma 31 (Nov. 25, 1971)

In one of the most memorable games in college football history, the top-ranked Huskers earned a come-from-behind, 35-31, win at No. 2 Oklahoma on Thanksgiving Day, Nov. 25, 1971.

Trailing 31-28 after Oklahoma quarterback Jack Mildren completed a 16-yard touchdown strike to Jon Harrison with 7:10 left in the game, Jerry Tagge methodically marched the Nebraska offense on one of the most impressive drives in school history.

Nebraska converted on three third downs, the final one when Jeff Kinney capped a 12-play, 74-yard drive on a two-yard plunge with 1:38 remaining to take a 35-31 lead. Oklahoma turned the ball over on downs and Nebraska ran out the clock to preserve the win.



## Osborne Defeats First Top-Five Team

► Nebraska 31, Alabama 24 (Sept. 17, 1977)

Coach Tom Osborne earned his first win over a top-five team, as the Huskers defeated Bear Bryant's Crimson Tide, 31-24, at Memorial Stadium.

With the contest tied, 24-24, following an early fourth-quarter touchdown by Tony Nathan, back-up quarterback Randy Garcia replaced Tom Sorley and drove the Huskers 80 yards for the winning score. Rick Berns' touchdown from one yard out gave the Huskers a 31-24 advantage with 7:12 remaining in the game.

Alabama's comeback chances ended with Jim Pillen intercepting two Jeff Rutledge passes to end Alabama drives in Husker territory in the final five minutes of the contest.



## Huskers Beat No. 1 Oklahoma in Thriller

► Nebraska 17, Oklahoma 14 (Nov. 11, 1978)

Coach Tom Osborne picked up his first win over Oklahoma as the fourth-ranked Huskers defeated the No. 1 Sooners, 17-14, at Memorial Stadium.

The Huskers recovered six Sooner fumbles, including a Billy Sims mishandle on the Nebraska 3-yard line that Jim Pillen recovered with 3:27 remaining in the game to seal the upset win. It was the second time in as many possessions that Sims fumbled deep in Nebraska territory.

A field goal by Billy Todd with 11:51 left put the Huskers ahead 17-14. Rick Berns, who rushed for 113 yards and one touchdown, scored on a five-yard run in the second quarter, and I.M. Hipp scored on an eight-yard scamper in the third to provide the scoring for the Huskers.



## Miraculous Catch Leads Huskers to Win

► Nebraska 45, Missouri 38, OT (Nov. 8, 1997)

A last-play miracle helped lead the Huskers to a win in the first overtime game in school history, as NU defeated Missouri, 45-38, in Columbia.

Trailing 38-31 with no timeouts, 1:02 left in regulation and 67 yards from a chance to force overtime, quarterback Scott Frost moved the Huskers down the field. On third down from the Missouri 12-yard line, Frost fired a pass that bounced out of wingback Shevin Wiggins' hands, deflected off Wiggins' foot past two Missouri defenders and was scooped up before it hit the ground by a diving Matt Davison as time expired.

In the overtime, the Huskers scored in three plays to take a 45-38 advantage. The Husker defense stuffed quarterback Corby Jones to end the game.



## Sea of Red Invades Notre Dame Stadium

► Nebraska 27, Notre Dame 24, OT (Sept. 9, 2000)

The first regular-season meeting in more than 50 years of two of college football's most storied programs produced a game that Nebraska fans won't soon forget. Nearly 30,000 red-clad Husker fans made the migration east on Interstate 80 to South Bend and provided the visitor with unprecedented vocal support in the home of the Fighting Irish.

Nebraska jumped to a 21-7 advantage midway through the third quarter, but Notre Dame scored on a pair of long returns to forge a 21-21 tie and force an overtime session. The Blackshirt defense held Notre Dame to a field goal on its possession and quarterback Eric Crouch scored his third touchdown of the afternoon to send the throng of Husker fans home happy with a 27-24 victory.



# Nebraska's Most Memorable Bowl Games

## 1941 Rose Bowl

► **Stanford 21, Nebraska 13 (Jan. 1, 1941)**

Nebraska headed west for the first bowl game in school history, battling No. 2 Stanford in the Rose Bowl. The Huskers fell 21-13 in front of 92,000 fans, the third-largest crowd ever to see a Nebraska football game.

It was the Huskers' first game in California and marked only the third time a Big Six team advanced to a bowl game. A mass following of Husker fans, as well as the players, traveled by train to see the spectacle.

Stanford's "T-formation" offensive style kept the Huskers unbalanced in the second half, as the Indians overcame 7-0 and 13-7 deficits. Nebraska scored first on a two-yard run by back Vike Francis. After the Indians tied the game, Allen Zikmund scored on a 33-yard pass from Herm Rohrig. Stanford took a 14-13 lead on a Hugh Gallarneau 41-yard touchdown catch. The Indians added a score in the third on a Pete Kmetovic punt return. For playing in the contest, the Huskers received \$140,916.



scored on a one-yard quarterback sneak. Less than four minutes later, Gary Dixon scored on a two-yard run to give NU a commanding 28-0 lead.

"I think Nebraska is one of the greatest, if not the greatest, college football team I've ever seen," Alabama Coach Bear Bryant said. "We were just soundly beaten by a better football team."

Alabama opened the game with a drive that ended when Joe Blahak intercepted a Terry Davis pass in the end zone. The Tide finally scored on a Davis three-yard run in the third quarter. Davis was knocked out of the game by the Husker defense in the fourth quarter.

For Devaney, the win marked his only triumph over Bryant in three tries. The Tide had defeated Nebraska 39-28 in the 1966 Orange Bowl and 34-7 in the 1967 Sugar Bowl.



## 1971 Orange Bowl

► **Nebraska 17, Louisiana State 12 (Jan. 1, 1971)**

The Huskers earned their first national title in school history with a heart-stopping 17-12 win over Louisiana State on Jan. 1, 1971, in the Orange Bowl.

LSU scored on a 31-yard pass from Buddy Lee to Al Coffee to cap a 75-yard drive as time expired in the third to give the Tigers a 12-10 lead heading into the final quarter.

The Huskers responded with a 67-yard, 13-play drive that ended when Tagge snuck in from the 1-yard line with 8:50 remaining in the game. The drive's big play came on a third-down-and-seven at the LSU 20 when Tagge completed a 15-yard pass to Jeff Kinney. Three plays later Tagge scored. On the ensuing possession, the Huskers partially blocked a Tiger punt and had a first down at the LSU 42, but after two first downs, Joe Orduna fumbled on the 12-yard line with 4:09 remaining to give the Tigers a final chance. Any comeback hopes temporarily ended when Willie Harper stole the ball from Bert Jones with 1:20 left. Nebraska lost the ball with 52 seconds remaining, but Bob Terrio intercepted a desperation pass to seal the Huskers' first title.

Nebraska was able to take over the top spot after No. 1 Texas and second-ranked Ohio State lost earlier in the day. Texas was voted No. 1 in the UPI poll, which was decided before the bowl game outcomes.

"The players were very elated that there was another door open," Coach Bob Devaney said. "Even the Pope would have to vote us No. 1."



## 1973 Orange Bowl

► **Nebraska 40, Notre Dame 6 (Jan. 1, 1973)**

In their final games as Huskers, Coach Bob Devaney left as a big winner and Johnny Rodgers scored four touchdowns and passed for another as NU beat Notre Dame in the 1973 Orange Bowl 40-6.

On the first play from scrimmage, Devaney threw a wrinkle at the Irish as Rodgers lined up as the I-back. He rushed for 81 yards on 15 carries, caught three passes for 71 yards and threw a 52-yard touchdown pass to Frosty Anderson.

The Huskers held a 20-0 halftime advantage before scoring 20 points in the third quarter to expand the lead to 40-0. Nebraska dominated the game with 560 yards of total offense. Notre Dame finished the game with only 207 yards.



## 1984 Orange Bowl

► **Miami 31, Nebraska 30 (Jan. 2, 1984)**

Instead of playing for a tie and an almost guaranteed national title, the Huskers went for the win, attempting a two-point conversion that failed in the final minute as Miami stunned one of the greatest Husker teams ever, 31-30, at the Orange Bowl on Jan. 2, 1984.

Trailing 31-17 entering the fourth quarter, the Huskers mounted a furious comeback without Heisman Trophy winner Mike Rozier, who left the game in the third quarter with a badly bruised ankle.

Rozier's replacement, Jeff Smith, scored on a one-yard touchdown run with 6:55 left in the game to trim the deficit to 31-24.

On the Huskers' final drive, Turner Gill completed clutch passes to Irving Fryar (29 yards) and Ricky Simmons (19 yards) to advance the Huskers into Hurricane territory. On a fourth-and-eight play from the Miami 24-yard line, Smith took an option pitch from Gill and scampered 24 yards to the end zone.

Trailing 31-30, the Huskers went for a two-point conversion attempt, but Ken Calhoun deflected a Gill pass intended for Smith to end the comeback threat.

"This was a championship game and (Osborne) went after it like a champion," Miami Coach Howard Schnellenberger said.

Nebraska trailed fourth-ranked Miami by 17 points in the first half before pulling within three at halftime.



## 1972 Orange Bowl

► **Nebraska 38, Alabama 6 (Jan. 1, 1972)**

In a battle between the nation's top two teams, the Huskers annihilated the Crimson Tide, 38-6, on Jan. 1, 1972, and earned their second consecutive Orange Bowl victory and first unanimous national title.

Nebraska scored two touchdowns in the final 2:01 of the first quarter to blow the game open. Jeff Kinney scored on a two-yard touchdown run before Johnny Rodgers returned a punt 77 yards for a score to give the Huskers a 14-0 lead at the end of the first quarter.

The Husker onslaught continued early in the second quarter when Jerry Tagge

## 1994 Orange Bowl

► Florida State 18, Nebraska 16 (Jan. 1, 1994)

In a wild last-minute ending, the top-ranked Huskers finished just shy of claiming Coach Tom Osborne's first national title in the Orange Bowl, losing to No. 2 Florida State, 18-16.

After Scott Bentley kicked a 22-yard field goal with 21 seconds remaining, the Huskers returned the Florida State kickoff to the NU 45 with 15 seconds left. Tommie Frazier fired a second-down pass to Truman Bell who raced 29 yards to the FSU 28-yard line. Bell was tackled and called timeout with one second remaining; however, the clock expired and Florida State fans and players stormed the field to celebrate a then-premature national championship. One second was put back on the clock, but Byron Bennett's 45-yard field goal attempt was wide left.



## 1995 Federal Express Orange Bowl

► Nebraska 24, Miami 17 (Jan. 1, 1995)

After suffering three Orange Bowl defeats to Miami in the previous 10 years, the Huskers enacted big-time revenge against the Hurricanes in a 24-17 come-from-behind national championship win on Jan. 1, 1995.

Entering the game as the nation's top-ranked team, the Huskers fell behind No. 3 Miami, 10-0, after the first quarter. Nebraska finally scored on a 19-yard pass from quarterback Brook Berringer to tight end Mark Gilman to pull within 10-7 with 7:24 left before halftime.

Miami increased the lead to 10 points in the third when Jonathan Harris scored on a 44-yard pass from Frank Costa.

The Huskers pulled within 17-9 when Dwayne Harris drilled Costa in the Hurricane end zone for a safety.

Nebraska battled back to tie the game at 17 with a Cory Schlesinger 15-yard touchdown run and a completed two-point conversion pass from Tommie Frazier to Eric Alford.

On the ensuing possession, Nebraska started its drive to the national title at its own 42 with 6:28 left in the game. On a key third-and-four play, Frazier scrambled 25 yards to the Miami 27. Three plays later, Schlesinger rumbled 14 yards up the middle for the game-winning touchdown.

"I don't feel any different or any more vindicated than when we played here last year," Osborne said.

The Huskers lost 18-16 to Florida State in the Orange Bowl with a shot at the national title the year before.



## 1996 Tostitos Fiesta Bowl

► Nebraska 62, Florida 24 (Jan. 2, 1996)

In what was supposed to be a battle of the best two teams in college football, the Huskers hammered Florida, 62-24, to win their second consecutive national title.

Entering the contest, the Huskers and Gators were the nation's only unbeaten teams.

Florida jumped out to a 10-6 advantage after the first quarter, but in the second, the Huskers, who had the nation's best offensive attack, came alive.

Nebraska scored 29 points in the 15-minute frame. Thirty-two seconds into the quarter, Lawrence Phillips began the scoring barrage with a 42-yard run.

The Husker defense contributed to the 29-point outburst on two occasions. Jamel Williams sacked All-America quarterback Danny Wuerffel for a safety and Michael Booker returned an errant Wuerffel pass 42 yards for a touchdown. Kris Brown added two field goals and Ahman Green scored on a one-yard run to highlight the scoring explosion.

In the third quarter, Tommie Frazier scampered 35 yards for a touchdown and had a highlight reel 75-yard run where he escaped the grasp of eight would-be tacklers.

Phillips scored on a 15-yard run in the fourth, and Brook Berringer scored on a one-yard run to complete the 62-point offensive effort and deliver the Huskers their second straight national title.



## 1998 FedEx Orange Bowl

► Nebraska 42, Tennessee 17 (Jan. 2, 1998)

In Tom Osborne's finale, the Huskers manhandled No. 3 Tennessee, 42-17, and earned a share of the national title. For the third time in four seasons, Nebraska earned a piece of the national championship.

Although Michigan had defeated Washington State in the Rose Bowl a day earlier, the Huskers still had a chance to get a share of the national title.

The Huskers drew first blood on a one-yard run by Ahman Green late in the first quarter. After Green's score, Nebraska never trailed the Volunteers.

Leading 14-3 at halftime, the Huskers turned things up by scoring 21 points in the third quarter. Quarterback Scott Frost scored on a one-yard carry and six minutes later, he scored from 11 yards out putting the Huskers ahead 28-3. Tennessee scored its first touchdown of the game to trim the lead to 28-9 before Green scored his second touchdown of the game on a 22-yard run.

Green finished the game with an Orange Bowl record 206 yards on 29 carries.

In the fourth, Frost added his third touchdown of the game on a nine-yard option keeper with 4:24 remaining.

Following the game at the team hotel, the Huskers were informed at 2:30 a.m. they had moved from second to first in the coaches poll and earned a share of the national title with Michigan, who finished first in the Associated Press poll. Nebraska edged the Wolverines by four points in the coaches poll to earn its third national title in four seasons and sent Osborne out as a national champion.



# All-Century Team

Nebraska's run of success in the 1990s capped a century of conference and national championships, award-winning players and Hall of Fame coaches in the Husker football program.

Hundreds of great players called Lincoln home in the 20th century, making the selection of a Husker All-Century team a difficult task. Nebraska fans did their best to identify the best of the best from the 1999 football season through April of 2000. The team was selected through an on-line poll at Huskers.com and nearly 10,000 Husker fans took part in the process.

The team is dominated by players from the Huskers' five national championship squads. Linebacker Tom Novak, Nebraska's only four-time all-conference selection, was the lone player chosen who played before the Devaney era. The overall top vote getter was Johnny Rodgers, who received a total of 14,467 votes at two positions (receiver and kick returner). The 1972 Heisman Trophy winner is joined by a star-studded offensive unit that features I-backs Mike Rozier and Roger Craig, fullbacks Joel Makovicka and Tom Rathman, wingback Irving Fryar and tight end Junior Miller. The offense is guided by quarterback Tommie Frazier, who led the Huskers to back-to-back national championships in 1994 and 1995. Frazier won the Johnny Unitas Award as the nation's top quarterback as a senior and had a career record of 33-3 as Nebraska's starting QB. The offensive line features five Outland Trophy winners, including two-time recipient Dave Rimington. Fellow Outland winners Will Shields, Aaron Taylor, Zach Wiegert and Dean Steinkuhler, along with All-American Bob Newton, join Rimington on the offensive front. Wiegert was the top vote-getter on offense, with nearly 8,000 votes.

The defense is led by a talent-laden front line, all of who were first-round NFL Draft picks. Defensive tackles Jason Peter and Neil Smith and middle guard Rich Glover comprise the interior of the all-time Husker defense while pass rushing specialists Grant Wistrom, Trev Alberts and Broderick Thomas man the outside positions of the defensive line. A pair of run-stoppers join Novak on the linebacker corps, as Marc Munford and Ed Stewart were selected by Husker fans. Munford led Nebraska in tackles for three consecutive seasons (1984-86), while Stewart was a finalist for the Butkus Award in 1994. The secondary is made up of players from the 1990s, including 1999 All-Americans Mike Brown and

## All-Century Team

### Offense

**QB**—Tommie Frazier (1992-95)  
**IB**—Mike Rozier (1981-83)  
**IB**—Roger Craig (1979-82)  
**FB**—Tom Rathman (1983-85)  
**FB**—Joel Makovicka (1995-98)  
**WR**—Irving Fryar (1981-83)  
**WR**—Johnny Rodgers (1970-72)  
**TE**—Junior Miller (1977-79)  
**OT**—Bob Newton (1969-70)  
**OG**—Will Shields (1989-92)  
**C**—Dave Rimington (1979-82)  
**OG/C**—Aaron Taylor (1994-97)  
**OG**—Dean Steinkuhler (1981-83)  
**OT**—Zach Wiegert (1991-94)

### Defense

**DE**—Grant Wistrom (1994-97)  
**DT**—Jason Peter (1994-97)  
**NT**—Rich Glover (1970-72)  
**DT**—Neil Smith (1985-87)  
**DE/OLB**—Trev Alberts (1990-93)  
**DE/OLB**—Broderick Thomas (1985-88)  
**LB**—Marc Munford (1984-86)  
**LB**—Ed Stewart (1991-94)  
**LB**—Tom Novak (1946-49)  
**CB**—Michael Booker (1994-96)  
**CB**—Ralph Brown (1996-99)  
**S**—Mike Brown (1996-99)  
**S**—Mike Minter (1993-96)

### Special Teams

**PK**—Kris Brown (1995-98)  
**P**—Jesse Kosch (1994-97)  
**KR**—Tyrone Hughes (1989-92)  
**PR**—Johnny Rodgers (1970-72)

### Top Vote Getters (Votes):

**Offense**—Zach Wiegert (7,951)  
**Defense**—Grant Wistrom (6,990)  
**Special Teams**—Kris Brown (7,938)  
**Overall**—Johnny Rodgers (14,467)  
 (7,109 - Returns and 7,358 - WR)

Ralph Brown, the top vote getters at safety and cornerback, respectively. The duo is joined by cornerback Michael Booker and rover Mike Minter, a pair of defensive standouts on Nebraska's 1994 and 1995 national title teams. Wistrom was the top vote getter among defensive players with almost 7,000 votes cast.

Kris Brown was chosen as the starting kicker after he set the school record with 388 points from 1995 to 1998. Jesse Kosch earned the nod as NU's top punter, and the final member of the team is kick returner Tyrone Hughes.



College and Pro Football Hall of Famer Bob Brown became just the second Husker in history to have his number (64) retired. Brown, an All-America guard for Nebraska in 1963, had his jersey retired during the Colorado game in 2004.

## Novak, Brown Honored with Retired Numbers

Following the 1949 season, the N Club voted to retire jersey No. 60 in honor of Tom "Train Wreck" Novak's stellar career with the Cornhuskers. Novak, the first Nebraska player to earn this honor, had been a four-time All-Big Seven choice and a 1949 All-American.

For 55 years, Novak was the only NU player to have the distinction of a retired number. In 2004, that finally changed as College and Pro Football Hall of Famer Bob Brown's No. 64 joined Novak's hallowed No. 60 among the permanently retired numbers at Nebraska. Brown, whose jersey retirement ceremony occurred during NU's game with Colorado in 2004, became the 16th player in Husker history to have his jersey retired.

All major national award winners at Nebraska automatically have their jerseys retired, but their numbers will still be available to active Huskers.

Nebraska's group of 16 players with retired jerseys certainly ranks among the best in the nation. Huskers who have earned the distinction of jersey retirement include three Heisman Trophy winners (Johnny Rodgers, Mike Rozier, Eric Crouch), seven Outland Trophy winners with eight awards (Larry Jacobson, Rich Glover, Dave Rimington (2), Dean Steinkuhler, Will Shields, Zach Wiegert, Aaron Taylor), four Lombardi Award winners (Rich Glover, Dave Rimington, Dean Steinkuhler, Grant Wistrom), one Johnny Unitas Golden Arm Award winner (Tommie Frazier), one Davey O'Brien Award winner (Eric Crouch), one Butkus Award winner (Trev Alberts) and one Rimington Trophy winner (Dominic Raiola).

## History of Retired Jerseys (16)

Year	Jersey	Player	Major Award
1949	No. 60*	Tom Novak	Only Four-Time All-Conference
1972	No. 20	Johnny Rodgers	1972 Heisman/Walter Camp
1972	No. 79	Rich Glover	1972 Outland/Lombardi
1982	No. 50	Dave Rimington	1981, 1982 Outland 1982 Lombardi
1983	No. 30	Mike Rozier	1983 Heisman/Maxwell/Walter Camp
1983	No. 71	Dean Steinkuhler	1983 Outland/Lombardi
1994	No. 75	Larry Jacobson	1971 Outland
1994	No. 75	Will Shields	1992 Outland
1994	No. 34	Trev Alberts	1993 Butkus
1995	No. 72	Zach Wiegert	1994 Outland
1996	No. 15	Tommie Frazier	1995 Johnny Unitas
1998	No. 67	Aaron Taylor	1997 Outland
1998	No. 98	Grant Wistrom	1997 Lombardi
2002	No. 54	Dominic Raiola	2000 Rimington
2002	No. 7	Eric Crouch	2001 Heisman/Walter Camp/O'Brien
2004	No. 64*	Bob Brown	College and Pro Football Hall of Fame

\*Jersey number is permanently retired at Nebraska



# All-Century Team

Nebraska's run of success in the 1990s capped a century of conference and national championships, award-winning players and Hall of Fame coaches in the Husker football program.

Hundreds of great players called Lincoln home in the 20th century, making the selection of a Husker All-Century team a difficult task. Nebraska fans did their best to identify the best of the best from the 1999 football season through April of 2000. The team was selected through an on-line poll at Huskers.com and nearly 10,000 Husker fans took part in the process.

The team is dominated by players from the Huskers' five national championship squads. Linebacker Tom Novak, Nebraska's only four-time all-conference selection, was the lone player chosen who played before the Devaney era. The overall top vote getter was Johnny Rodgers, who received a total of 14,467 votes at two positions (receiver and kick returner). The 1972 Heisman Trophy winner is joined by a star-studded offensive unit that features I-backs Mike Rozier and Roger Craig, fullbacks Joel Makovicka and Tom Rathman, wingback Irving Fryar and tight end Junior Miller. The offense is guided by quarterback Tommie Frazier, who led the Huskers to back-to-back national championships in 1994 and 1995. Frazier won the Johnny Unitas Award as the nation's top quarterback as a senior and had a career record of 33-3 as Nebraska's starting QB. The offensive line features five Outland Trophy winners, including two-time recipient Dave Rimington. Fellow Outland winners Will Shields, Aaron Taylor, Zach Wiegert and Dean Steinkuhler, along with All-American Bob Newton, join Rimington on the offensive front. Wiegert was the top vote-getter on offense, with nearly 8,000 votes.

The defense is led by a talent-laden front line, all of who were first-round NFL Draft picks. Defensive tackles Jason Peter and Neil Smith and middle guard Rich Glover comprise the interior of the all-time Husker defense while pass rushing specialists Grant Wistrom, Trev Alberts and Broderick Thomas man the outside positions of the defensive line. A pair of run-stoppers join Novak on the linebacker corps, as Marc Munford and Ed Stewart were selected by Husker fans. Munford led Nebraska in tackles for three consecutive seasons (1984-86), while Stewart was a finalist for the Butkus Award in 1994. The secondary is made up of players from the 1990s, including 1999 All-Americans Mike Brown and

## All-Century Team

### Offense

**QB**—Tommie Frazier (1992-95)  
**IB**—Mike Rozier (1981-83)  
**IB**—Roger Craig (1979-82)  
**FB**—Tom Rathman (1983-85)  
**FB**—Joel Makovicka (1995-98)  
**WR**—Irving Fryar (1981-83)  
**WR**—Johnny Rodgers (1970-72)  
**TE**—Junior Miller (1977-79)  
**OT**—Bob Newton (1969-70)  
**OG**—Will Shields (1989-92)  
**C**—Dave Rimington (1979-82)  
**OG/C**—Aaron Taylor (1994-97)  
**OG**—Dean Steinkuhler (1981-83)  
**OT**—Zach Wiegert (1991-94)

### Defense

**DE**—Grant Wistrom (1994-97)  
**DT**—Jason Peter (1994-97)  
**NT**—Rich Glover (1970-72)  
**DT**—Neil Smith (1985-87)  
**DE/OLB**—Trev Alberts (1990-93)  
**DE/OLB**—Broderick Thomas (1985-88)  
**LB**—Marc Munford (1984-86)  
**LB**—Ed Stewart (1991-94)  
**LB**—Tom Novak (1946-49)  
**CB**—Michael Booker (1994-96)  
**CB**—Ralph Brown (1996-99)  
**S**—Mike Brown (1996-99)  
**S**—Mike Minter (1993-96)

### Special Teams

**PK**—Kris Brown (1995-98)  
**P**—Jesse Kosch (1994-97)  
**KR**—Tyrone Hughes (1989-92)  
**PR**—Johnny Rodgers (1970-72)

### Top Vote Getters (Votes):

**Offense**—Zach Wiegert (7,951)  
**Defense**—Grant Wistrom (6,990)  
**Special Teams**—Kris Brown (7,938)  
**Overall**—Johnny Rodgers (14,467)  
 (7,109 - Returns and 7,358 - WR)

Ralph Brown, the top vote getters at safety and cornerback, respectively. The duo is joined by cornerback Michael Booker and rover Mike Minter, a pair of defensive standouts on Nebraska's 1994 and 1995 national title teams. Wistrom was the top vote getter among defensive players with almost 7,000 votes cast.

Kris Brown was chosen as the starting kicker after he set the school record with 388 points from 1995 to 1998. Jesse Kosch earned the nod as NU's top punter, and the final member of the team is kick returner Tyrone Hughes.



College and Pro Football Hall of Famer Bob Brown became just the second Husker in history to have his number (64) retired. Brown, an All-America guard for Nebraska in 1963, had his jersey retired during the Colorado game in 2004.

## Novak, Brown Honored with Retired Numbers

Following the 1949 season, the N Club voted to retire jersey No. 60 in honor of Tom "Train Wreck" Novak's stellar career with the Cornhuskers. Novak, the first Nebraska player to earn this honor, had been a four-time All-Big Seven choice and a 1949 All-American.

For 55 years, Novak was the only NU player to have the distinction of a retired number. In 2004, that finally changed as College and Pro Football Hall of Famer Bob Brown's No. 64 joined Novak's hallowed No. 60 among the permanently retired numbers at Nebraska. Brown, whose jersey retirement ceremony occurred during NU's game with Colorado in 2004, became the 16th player in Husker history to have his jersey retired.

All major national award winners at Nebraska automatically have their jerseys retired, but their numbers will still be available to active Huskers.


Nebraska's group of 16 players with retired jerseys certainly ranks among the best in the nation. Huskers who have earned the distinction of jersey retirement include three Heisman Trophy winners (Johnny Rodgers, Mike Rozier, Eric Crouch), seven Outland Trophy winners with eight awards (Larry Jacobson, Rich Glover, Dave Rimington (2), Dean Steinkuhler, Will Shields, Zach Wiegert, Aaron Taylor), four Lombardi Award winners (Rich Glover, Dave Rimington, Dean Steinkuhler, Grant Wistrom), one Johnny Unitas Golden Arm Award winner (Tommie Frazier), one Davey O'Brien Award winner (Eric Crouch), one Butkus Award winner (Trev Alberts) and one Rimington Trophy winner (Dominic Raiola).

## History of Retired Jerseys (16)

Year	Jersey	Player	Major Award
1949	No. 60*	Tom Novak	Only Four-Time All-Conference
1972	No. 20	Johnny Rodgers	1972 Heisman/Walter Camp
1972	No. 79	Rich Glover	1972 Outland/Lombardi
1982	No. 50	Dave Rimington	1981, 1982 Outland 1982 Lombardi
1983	No. 30	Mike Rozier	1983 Heisman/Maxwell/Walter Camp
1983	No. 71	Dean Steinkuhler	1983 Outland/Lombardi
1994	No. 75	Larry Jacobson	1971 Outland
1994	No. 75	Will Shields	1992 Outland
1994	No. 34	Trev Alberts	1993 Butkus
1995	No. 72	Zach Wiegert	1994 Outland
1996	No. 15	Tommie Frazier	1995 Johnny Unitas
1998	No. 67	Aaron Taylor	1997 Outland
1998	No. 98	Grant Wistrom	1997 Lombardi
2002	No. 54	Dominic Raiola	2000 Rimington
2002	No. 7	Eric Crouch	2001 Heisman/Walter Camp/O'Brien
2004	No. 64*	Bob Brown	College and Pro Football Hall of Fame

\*Jersey number is permanently retired at Nebraska

# Husker Retired Jerseys



## Eric Crouch

Quarterback | 1998-2001  
Omaha, Neb.

- ▶ 2001 Heisman Trophy
- ▶ 2001 Walter Camp Player of the Year
- ▶ 2001 Davey O'Brien Quarterback Award

7

In his final year as one of the best option quarterbacks in college football history, Eric Crouch won three major national awards, including the Heisman Trophy, Walter Camp Player-of-the-Year award and the Davey O'Brien quarterback award.

Crouch holds 19 Nebraska school records. He was one of four quarterbacks in NCAA history to rush for 3,000 yards and pass for 4,000 yards in a career, while joining a select group of quarterbacks in NCAA history to rush and pass for 1,000 yards in the same season in 2001.

The Millard North graduate holds the NCAA record for career rushing touchdowns by a quarterback with 59, including 16 or more in each of his three full seasons as the Huskers' starter. Crouch accounted for a school-record 88 total offense touchdowns in his Nebraska career, with 25 in his Heisman Trophy campaign. He shattered the Nebraska total offense record, finishing his career with 7,915 yards and established the Big 12 record for rushing yards by a quarterback with 3,434 yards.

In addition to the three major awards Crouch earned as a senior, he was also named national player of the year by The Sporting News and ABC among others. His highlight-reel career was capped by two signature plays during his senior year. Crouch eluded nearly every Missouri defender on a school-record 95-yard touchdown scramble in a Nebraska victory in Columbia. A month later he capped the Huskers' 20-10 win in a Big 12 showdown against Oklahoma with a 63-yard touchdown reception on a throwback pass from Mike Stuntz.

Crouch led Nebraska to the Bowl Championship Series national title game in the 2002 Rose Bowl against Miami. Against the Hurricanes, the All-American capped his career with 114 yards rushing on 22 carries to lead all rushers, while adding 62 yards on five completions through the air. Crouch played the bowl game with his degree in hand after graduating in December 2001. Crouch's jersey was retired during the fall of 2002.

The consummate leader, Crouch was one of five team captains as a senior, the first quarterback to earn the honor in a decade. He was drafted as a wide receiver in the third round of the 2002 NFL Draft by the St. Louis Rams with the 95th overall pick.

### Career Statistics

#### Passing

Year	Att.	Comp.	Pct.	Int.	Yds.	TD
1998	101	49	.485	4	601	4
1999	160	83	.419	4	1,269	7
2000	156	75	.481	7	1,101	11
2001	189	105	.556	10	1,510	7
<b>Totals</b>	<b>606</b>	<b>312</b>	<b>.515</b>	<b>25</b>	<b>4,481</b>	<b>29</b>

#### Rushing

Year	Att.	Net	Avg.	TDs	Total Offense			
					Att.	Yds.	TD	Y/G
1998	96	459	4.8	4	197	1,060	9	132.5
1999	180	889	4.9	16	340	2,158	23	179.8
2000	169	971	5.7	20	325	2,072	31	188.4
2001	203	1,115	5.5	18	392	2,625	25	218.8
<b>Totals</b>	<b>648</b>	<b>3,434</b>	<b>5.3</b>	<b>59</b>	<b>1,254</b>	<b>7,915</b>	<b>88</b>	<b>184.1</b>



## Tommie Frazier

Quarterback | 1992-95  
Bradenton, Fla.

- ▶ 1995 Johnny Unitas Golden Arm Award

15

Tommie Frazier cemented his place in Nebraska football history by producing his best performances in Nebraska's greatest games. A four-year starter who regularly rose to the occasion, Frazier led the Huskers to back-to-back national titles in 1994 and 1995 and captured most valuable player honors in both championship games.

As a junior, Frazier returned from a seven-game absence caused by a blood clot to direct the Huskers to a come-from-behind win over Miami in the FedEx Orange Bowl. He engineered two touchdown drives in the fourth quarter to give Nebraska a 24-17 victory and its first national title in 23 years. The following season, Frazier rushed 16 times for an NCAA quarterback bowl-record 199 yards and two scores to lead NU to its second national championship in a 62-24 Tostitos Fiesta Bowl rout of No. 2 Florida. Frazier, who also completed 6-of-14 passes for 105 yards and a touchdown, helped the Husker offense establish NCAA bowl records for most rushing yards (524) and most points in a quarter (29 in the second, since broken by NU in the 2000 Alamo Bowl, 31 in the second).

Frazier ended his senior season ranked first on the team in total offense with 1,996 yards (178.7 per game), third in scoring with 7.8 points per game and second in rushing with 604 yards on 97 attempts. He also finished second in the Big Eight Conference in passing efficiency at 156.14, a figure that would have ranked sixth nationally if he had produced the required 15 attempts per game.

So apparent was Frazier's dominance in 1995 that eight organizations recognized him as a first-team All-American, including the AP, UPI, Walter Camp, Football Writers Association of America, American Football Quarterly, College Sports, Football Foundation and AFCA. Frazier became the first Husker ever to win the Johnny Unitas Golden Arm Award, finished second in the Heisman Trophy voting, received the UPI's Player-of-the-Year and The Sporting News Offensive Player-of-the-Year awards and was a finalist for the Davey O'Brien, Maxwell and the Walter Camp Player-of-the-Year awards.

Frazier finished his career with a Big Eight-record 33-3 overall mark as a starter. He holds the NU school record with 43 passing touchdowns, while ranking second with 5,476 total offense yards and 79 touchdowns.

One of the 10 greatest college football players of the century according to Sport magazine, Frazier's No. 15 jersey was retired in the fall of 1996. Frazier is currently the head football coach at Doane College in Crete, Neb.

### Career Statistics


#### Passing

Year	Att.	Comp.	Pct.	Int.	Yds.	TD
1992	100	44	.440	1	727	10
1993	162	77	.475	4	1,159	12
1994	44	19	.432	2	273	4
1995	163	92	.564	4	1,362	17
<b>Totals</b>	<b>469</b>	<b>232</b>	<b>.495</b>	<b>11</b>	<b>3,521</b>	<b>43</b>

#### Rushing

Year	Att.	Net	Avg.	TDs	Total Offense			
					Att.	Yds.	TD	Y/G
1992	86	399	4.6	7	186	1,126	17	125.1
1993	126	704	5.6	9	288	1,863	21	169.4
1994	33	248	7.5	6	77	521	10	130.3
1995	97	604	6.2	14	260	1,966	31	178.7
<b>Totals</b>	<b>342</b>	<b>1,955</b>	<b>5.7</b>	<b>36</b>	<b>811</b>	<b>5,476</b>	<b>79</b>	<b>156.5</b>

# Husker Retired Jerseys



## Johnny Rodgers

Wingback | 1970-72  
Omaha, Neb.

- ▶ 1972 Heisman Trophy
- ▶ 1972 Walter Camp Player of the Year

20

Johnny Rodgers, the 1972 Heisman Trophy winner, came to the University of Nebraska from Omaha Tech and became one of the most exciting players to ever play for the Huskers.

Earning All-Big Eight honors as a sophomore slotback and wide receiver in 1970, Rodgers blossomed as a national star in 1971 to help lead Nebraska to its second consecutive national championship.

It was Rodgers' sensational 72-yard punt return for the first touchdown that ignited the Huskers' thrilling 35-31 victory over Oklahoma in the "Game of the Century" in 1971. His 77-yard punt return touchdown against Alabama helped trigger the 38-6 Orange Bowl victory that sewed up Nebraska's second national title.

Capping a tremendous career with a fantastic final performance, Rodgers devastated Notre Dame in the 1973 Orange Bowl. In the most sensational finale ever for a Heisman winner, Rodgers moved into the I-back spot and blitzed the Irish with four touchdowns, runs of eight, four and five yards, and a 50-yard pass from quarterback Dave Humm. Rodgers passed for another, a 52-yard strike to Frosty Anderson. Rodgers' point total set an Orange Bowl record.

The top pass receiver and kick return man in Big Eight history, Rodgers owns 41 school records, seven conference records and four NCAA records. He was named ABC/Chevrolet Offensive Player of the Year in 1972 and received a \$5,000 scholarship. His jersey was retired at Nebraska following the 1972 season.

Few players in NCAA history have shown Rodgers' versatility. During his three-year career, in which Nebraska posted a 32-2-2 record, Rodgers gained a then-NCAA-record 5,487 all-purpose yards with a total of 6,059 including bowl games. His 13.8 career average was a national record for yards per touch. Rodgers was inducted into the College Football Hall of Fame on Dec. 14, 2000, in New York.


Rodgers, who still holds NCAA records for punt return touchdowns in a career (seven) and most career kick return touchdowns (nine), ranks as Nebraska's all-time leading pass receiver with 143 catches for 2,479 yards, and ranks sixth in points with 264 on 44 touchdowns in his career. His school records include most career all-purpose yards (5,586), most touchdown receptions in a season (11) and career (25) and most receiving yards in a career (2,479).

Rodgers lives in Omaha and is involved in community and public relations, including the Husker Heisman weekend and his company, Jetwear.

### Career Statistics

Punt Returns				Kick Returns				
Year	PR	Yds.	Avg.	TDs	KOR	Yds.	Avg.	TDs
1970	26	349	13.4	2	17	359	21.1	0
1971	33	548	16.6	3	10	304	30.4	1
1972	39	618	15.8	2	8	184	23.0	0
<b>Totals</b>	<b>98</b>	<b>1,515</b>	<b>15.5</b>	<b>7</b>	<b>35</b>	<b>847</b>	<b>24.2</b>	<b>1</b>

Rushing				Receiving				
Year	Att.	Net	Avg.	TDs	Rec.	Yds.	Avg.	TDs
1970	36	219	6.1	2	35	665	19.0	7
1971	36	259	7.2	2	53	872	16.5	11
1972	58	267	4.6	7	55	942	17.1	7
<b>Totals</b>	<b>130</b>	<b>745</b>	<b>5.7</b>	<b>11</b>	<b>143</b>	<b>2,479</b>	<b>17.3</b>	<b>25</b>



## Mike Rozier

I-Back | 1981-83  
Camden, N.J.

- ▶ 1983 Heisman Trophy
- ▶ 1983 Maxwell Award
- ▶ 1983 Walter Camp Player of the Year

30

Mike Rozier became Nebraska's second Heisman winner in 1983, when he rushed for a school-record 2,148 yards and 29 touchdowns. Rozier's 4,780 rushing yards are tops on Nebraska and Big Eight Conference career charts and his 52 touchdowns trail only fellow Heisman winner Eric Crouch. Rozier's jersey was retired at Nebraska following his Heisman Trophy season in 1983.

Rozier rewrote the Nebraska rushing and scoring record book, along with making a considerable dent in the Big Eight and NCAA books during a phenomenal senior season. Rozier was a first-round selection by both the USFL (first pick overall) and the NFL (second pick overall in the supplemental draft) after setting Nebraska's rushing records for attempts in a season (273) and career (668) and a then-school record for yards in a game (285 vs. Kansas). Rozier set Big Eight marks for yards per carry in a season (7.81) and career (7.16) and yards gained in four consecutive games (929 in his last four). He set the Nebraska and Big Eight marks with 29 touchdowns and 174 points in 1983, while his 49 career rushing touchdowns and 312 points trail only fellow Heisman winner Eric Crouch's 59 rushing touchdowns and 368 career points among position players in the Husker record book. All 29 of Rozier's touchdowns in 1983 came on the ground, setting an NCAA record, in addition to tying the NCAA record for total touchdowns.

His 11 100-yard games in 1983 tied yet another NCAA record, shared by six others, and his 1983 total of 2,148 yards is the fifth-highest total in NCAA history. He was the second rusher in NCAA history to rush for 2,000 yards in a season. Rozier was Nebraska's first-ever NCAA rushing champion (179.0 yards per game) and its second national scoring leader (Bobby Reynolds was the first in 1950) with an average of 14.5 points per game. His career rushing total of 4,780 yards is the 10th-best in NCAA history and ranks sixth all time at Nebraska in total offense.

Rozier set another Husker record with 2,486 all-purpose yards in 1983, topping Johnny Rodgers' 1972 total of 2,011. Named All-Big Eight as a sophomore in 1981, Rozier began to dominate as a junior when senior Roger Craig was hampered by ankle injuries. He gained a then-Husker record 1,689 rushing yards in 1982 to vault himself into the national spotlight, earning All-America and Big Eight Player-of-the-Year honors, and finishing 10th in the Heisman voting. The New Jersey native won the conference player-of-the-week award six times in his final two seasons.

Rozier spent eight years in professional football, including seven seasons in the NFL. He spent six seasons with the Houston Oilers from 1985 to 1990, before closing his career with the Atlanta Falcons in 1990 and 1991. He began his pro career with the Pittsburgh Maulers in the USFL in 1984, and he played with the USFL's Jacksonville Bulls in 1985. He now lives in Camden, N.J.

### Career Statistics

Rushing				Receiving				
Year	Att.	Net	Avg.	TDs	Rec.	Yds.	Avg.	TDs
1981	151	943	6.2	5	4	64	16.0	0
1982	242	1,689	7.0	15	6	46	7.7	2
1983	275	2,148	7.8	29	10	106	10.6	0
<b>Totals</b>	<b>668</b>	<b>4,780</b>	<b>7.2</b>	<b>49</b>	<b>20</b>	<b>216</b>	<b>10.8</b>	<b>2</b>

Kick Returns				All-Purpose			Scoring		
Year	PR	Yds.	Avg.	TDs	No.	Yds.	Avg.	TD	TP
1981	5	162	32.4	1	160	1,169	7.3	6	36
1982	4	55	13.8	0	252	1,790	7.1	17	102
1983	11	232	21.1	0	296	2,486	8.4	29	174
<b>Totals</b>	<b>20</b>	<b>449</b>	<b>22.5</b>	<b>1</b>	<b>708</b>	<b>5,445</b>	<b>7.7</b>	<b>52</b>	<b>312</b>

# Husker Retired Jerseys



## Trev Alberts

Outside Linebacker | 1990-93  
Cedar Falls, Iowa

► 1993 Butkus Award

34

One of the most decorated defensive players in Husker history, Trev Alberts became Nebraska's first Butkus Award winner in 1993, capping one of the finest seasons in history by an NU defensive player.

As a senior co-captain, the Cedar Falls, Iowa, native led the Huskers to an undefeated regular season and an Orange Bowl appearance against Florida State. The Big Eight defensive MVP, Alberts led the Huskers with 96 tackles, including 47 solo stops, and tied a school record with 15 sacks for 88 yards. He also had 21 tackles for 99 yards lost, three fumbles caused, one pass breakup and 38 quarterback hurries, all of which were team highs. He recorded eight double-figure tackle games



and had at least one sack in nine games. In the final regular-season game, he dislocated his elbow, but returned to play in the Orange Bowl, where he had six tackles, including three sacks for 29 yards lost, and three quarterback hurries, earning defensive MVP honors in the Huskers' 18-16 loss to Florida State.

For his performance, Alberts was named a first-team All-American by every major publication and was named the Football News National Defensive Player of the Year, Big Eight Defensive Player of the Year and the Big Eight Male Athlete of the

Year. His No. 34 jersey was retired at the 1994 Spring Game.

In 1992, Alberts totaled 73 tackles, including 11 tackles for loss, as he earned first-team All-Big Eight and second-team All-America honors. As a freshman in 1990, he was the Big Eight Defensive Newcomer of the Year, making 26 tackles, including four sacks.

Alberts set then-school records for tackles for loss with 45 (for 242 yards lost) and sacks with 29.5 (for 196 yards lost). He also had five fumbles caused, five recovered fumbles, six pass breakups and 69 quarterback hurries in his Husker career. His 248 tackles rank 10th on Nebraska's all-time chart.

Off the field, Alberts was equally decorated, earning the NCAA's highest honor, The Today's Top Six Award, in 1993. A three-time academic All-Big Eight honoree, Alberts earned postgraduate scholarships from the National Football Foundation and Hall of Fame, NACDA Disney, the NCAA and the Big Eight. A CoSIDA Academic All-American in 1993, he graduated from Nebraska before his senior season.

Alberts was the fifth pick in the 1994 NFL Draft by the Indianapolis Colts and played for the Colts until 1996.

### Career Statistics

Defense

Year	(----Tackles----)				Fum.					QB Int.		
	G/S	UT	AT	TT	TFL	Sacks	C-R	BK	PBU	PI	Hry.	Csd.
1990	10/0	10	16	26	4-33	4-33	0-1	0	0	0	20	0
1991	11/0	21	32	53	9-60	7-50	1-3	0	1	0	12	1
1992	11/11	27	46	73	11-50	3.5-25	1-1	1	4	0	17	1
1993	11/11	47	49	96	21-99	15-88	3-0	0	1	0	38	0
<b>Totals</b>	<b>43/22</b>	<b>105</b>	<b>143</b>	<b>248</b>	<b>45-242</b>	<b>29.5-196</b>	<b>5-5</b>	<b>1</b>	<b>6</b>	<b>0</b>	<b>69</b>	<b>2</b>



## Dave Rimington

Center | 1979-82  
Omaha, Neb.

► 1981 and 1982 Outland Trophy  
► 1982 Lombardi Award

50

The only player ever to win the Outland Trophy in consecutive years (1981 and 1982), Dave Rimington is one of the most decorated offensive linemen in college football history.

The 6-foot-3, 290-pound center was a two-time first-team All-American in 1981 and 1982 and is one of just 16 Huskers to have his jersey retired. He was inducted into the College Football Hall of Fame in 1997, while his No. 50 jersey was retired by Nebraska in 1982.

A three-time first-team All-Big Eight choice from 1980 to 1982, Rimington was named the Big Eight Offensive Player of the Year in 1981, marking the only time in conference history that a lineman has earned the prestigious honor. During his career, the Omaha South grad helped the Huskers win back-to-back Big Eight titles in 1981 and 1982, as Nebraska led the nation in rushing during his senior season.



A four-year letterman and three-year starter, Rimington was named team captain and capped his senior

season by winning the 1982 Lombardi Award. Also, a two-time first-team academic All-American, Rimington was honored by the NCAA as a Top-Five Student-Athlete and was selected as a National Football Foundation and College Football Hall of Fame Scholar-Athlete in 1982. He was inducted into the Academic All-America Hall of Fame in July of 2004.

He was also a three-time first-team academic All-Big Eight choice from 1980 to 1982.

Most recently, Rimington became the first Nebraska student-athlete in history to be inducted into the CoSIDA Academic All-America Hall of Fame. Rimington claimed that distinguished honor in 2004.

A first-round draft choice of the Cincinnati Bengals in 1983, Rimington played five seasons with the Bengals, and played two seasons with the Philadelphia Eagles before retiring in 1989.

Rimington is the president of the Boomer Esiason Foundation and resides in New York. In 2000, the first Rimington Award sponsored by the Boomer Esiason Foundation to honor college football's center of the year was presented to Nebraska center Dominic Raiola, whose jersey No. 54 was retired in 2002. The annual award is presented in Lincoln.

# Husker Retired Jerseys



## Dominic Raiola

Center | 1998-2000  
Honolulu, Hawaii

► 2000 Dave Rimington Trophy

54

Dominic Raiola continued Nebraska's long line of outstanding centers by capping his three-year career with the first-ever Dave Rimington Award in 2000. A two-year starter for the Big Red, the 6-foot-2, 300-pounder from Honolulu was a two-time All-Big 12 selection and earned consensus first-team All-America honors in his final season as a Husker. Raiola's No. 54 jersey was retired in the fall of 2002.

A finalist for the Lombardi Award and Outland Trophy, Raiola earned unanimous All-Big 12 honors as a junior in 2000. He helped the 2000 Huskers to an NCAA rushing title (349.0 yards per game) and top-six rankings in both total offense (459.0 ypg, sixth) and scoring offense (41.5 points per game, fourth). He totaled 145 pancakes (knock-down blocks) as a junior, including a career-high 18 against Kansas, when he was selected as the ABC/Chevrolet Player of the Game. He also fueled Nebraska's




476-yard rushing effort in his final collegiate game in the 2000 Alamo Bowl win over Northwestern.

In 1999, Raiola became just the fifth Husker offensive lineman and third center to earn first-team all-conference honors as a sophomore, and the first Husker center to be so honored as a sophomore since Rimington in 1980. He led the team with 140 pancakes, and had seven double-figure performances on the season. He was selected to the Sports Illustrated All-Bowl Team after helping NU rush for 321 yards in the 2000 Fiesta Bowl win over Tennessee.

After redshirting in 1997, Raiola played in every game and started twice as a redshirt

freshman. He was also the team's deep snapper on special teams and recorded four tackles (one solo) in 12 regular-season games and two more in the Holiday Bowl. Although he started only one regular-season game (the season finale against Colorado) and the Holiday Bowl against Arizona, Raiola finished fourth in pancakes with 76 and had four double-figure pancake games. He was the first Husker offensive lineman to start a game as a freshman since Rob Zatechka started once in 1991.

A two-time academic All-Big 12 selection, Raiola bypassed his senior year and was selected by the Detroit Lions in the second round of the 2001 NFL Draft, the 50th pick overall, and has played the past five seasons with the club.



## Tom Novak

Center/Linebacker | 1946-49  
Omaha, Neb.

► Only permanently retired jersey in NU history  
► NU's only four-time all-conference selection

60

One of Nebraska's legends during the first half of the 20th century, Tom "Train Wreck" Novak was one of the finest players in Nebraska history.

A two-way player for Nebraska in the late 1940s, Novak is Nebraska's only four-time all-conference selection on the gridiron, earning All-Big Six honors as a fullback/center in 1946 and 1947 before moving to center, where he was a two-time All-Big Seven honoree in 1948 and 1949. In addition, he also was a linebacker, who sparked fear into the hearts of opponents. In 1947, Novak's toughness earned him a spot on Notre Dame's all-opponent team, despite the fact the Huskers fell to the Fighting Irish, 31-0.

A half century after his final game at Nebraska, Novak's name is still prevalent in Husker record books, as he is tied for third on the school's all-time interception list with 11. His five interceptions during the 1948 season remains a school record for linebackers.

An Omaha South High School graduate, Novak earned All-America honors for Nebraska following the 1949 season and later played in the 1949 East-West Shrine Game in Palo Alto, Calif., and the 1950 College Football All-Star Game in Chicago.

Novak's No. 60 was retired following the 1949 season, and was the first Husker to have his jersey number retired.

He now shares that distinction at Nebraska with College and Pro Football

Hall of Famer Bob Brown, who had his No. 64 jersey number permanently retired in 2004.


Novak, who was inducted into the Nebraska Football Hall of Fame in 1972, also was a three-year baseball letterwinner under Coach Tony Sharpe, helping the Huskers win Big Seven titles in 1948 and 1950.

Each spring, the Tom Novak Award is presented to the Husker senior football player that "best exemplifies courage and determination despite all odds in the manner of Nebraska All-America center Tom Novak." The award is presented annually at the Outland Trophy Award dinner.

Novak passed away on Nov. 1, 1998.



# Husker Retired Jerseys



## Bob Brown

Offensive Guard | 1961-63  
Cleveland, Ohio

- ▶ Pro Football Hall of Fame (2004)
- ▶ College Football Hall of Fame (1993)

64

A unanimous All-American in 1963, Bob "Boomer" Brown used his massive size for his day and age (6-5, 260 pounds) and his relentless aggressiveness to help turn the Nebraska football program into one of the best in the nation.

Brown led Coach Bob Devaney's second Nebraska team to a 10-1 record and its first-ever Big Eight championship, the Huskers' first conference title since 1940.

Brown also played linebacker for the Huskers and recorded 49 tackles, a pass interception and two fumble recoveries.

Brown's accomplishments as a collegian led to his induction in the College Football Hall of Fame in South Bend, Ind., in 1993.

As a professional player, Brown was one of the most feared offensive tackles in the NFL. In his 10 professional seasons, Brown earned six trips to the Pro Bowl and was named first-team All-NFL seven times.

He was named to the NFL's All-Decade team during the 1960s, and was named the NFL/NFC Offensive Lineman of the Year three times.

Brown was selected by the Philadelphia Eagles with the No. 2 overall pick in the first round of the 1964 NFL Draft. He spent his first five seasons in the NFL with Philadelphia, before spending two seasons with the Los Angeles Rams and three seasons with the Oakland Raiders. He played in 126 career NFL games.

Brown's accomplishments as an NFL great were honored with his induction into the Pro Football Hall of Fame in Canton, Ohio, in 2004.

Brown is one of just 10 players among Big 12 Conference schools to earn enshrinement in both the College and Pro Football Hall of Fame. He is also one of two Huskers to share that honor, joining Guy Chamberlin, an All-America end for the Huskers in 1915.

A graduate of East Technical High School in Cleveland, Ohio, Brown was the first African-American to earn All-America honors at Nebraska, and the first All-American to play for Devaney and the Huskers.

Brown, whose No. 64 jersey joins Tom Novak's No. 60 as the only two numbers permanently retired at Nebraska, is the most recent of the 16 Huskers to have his jersey retired. Brown's jersey was retired during the Colorado football game in 2004.

Offensive lineman Kurt Mann from Grand Island, Neb., a junior on the 2005 squad, was the last Nebraska player to wear No. 64.



## Aaron Taylor

Offensive Guard | 1994-97  
Wichita Falls, Texas

- ▶ 1997 Outland Trophy

67

The only Husker to earn All-America honors at two positions, Aaron Taylor is Nebraska's most recent Outland Trophy winner, taking the school's eighth award home following the 1997 season.

The seventh Husker to win the Outland, Taylor earned All-America honors at center in 1996 before moving to left guard in 1997. During his career, the Huskers were 49-2 (.961) and won four straight bowl games, including three national titles. His No. 67 was retired in 1998.

As a senior, he led the Huskers to a 13-0 record and the school's third national title in four years, finishing with a then-school record 137 pancake blocks. A co-captain,



Taylor helped NU lead the nation in total offense, rushing offense and scoring offense in 1997. A consensus All-American, he was also a semifinalist for the 1997 Lombardi Award.


As a junior, Taylor finished with 113 pancake blocks in helping NU rank fourth nationally in scoring, fifth in rushing and 25th in total offense. He earned first-team All-America

honors from Football News, Football Writers and Walter Camp and was a first-team all-conference pick for the second consecutive year.

After serving as a backup as a freshman, Taylor moved into a starting role in 1995. He helped Nebraska win its second straight national title, aiding NU to a No. 2 national ranking in total offense and a Big Eight and school-record 52.4 points per game, bettering a mark that had stood in the record book since 1983. The Wichita Falls, Texas, native was a third-team All-American from Football News and earned first-team All-Big Eight honors from the AP and Football News. He is one of only six Husker linemen to earn first-team all-conference honors in three straight seasons.

Following his Husker career, he was drafted by the Indianapolis Colts in the seventh round of the 1998 NFL Draft. He played with the Colts and the Chicago Bears during the 1998 season. Taylor resides in Omaha.

# Husker Retired Jerseys



## Dean Steinkuhler

Offensive Guard | 1981-83  
Burr, Neb.

- ▶ 1983 Lombardi Award
- ▶ 1983 Outland Trophy

Among the top offensive linemen ever to play at Nebraska, Dean Steinkuhler anchored a line that paved the way for the nation's leading rushing offense in 1983 before sweeping the top awards presented to linemen.

As a senior that season, Steinkuhler won both the Lombardi Award, which is presented to the nation's outstanding interior player, and the Outland Trophy, which goes to the top lineman in the country. He helped create holes for Heisman Trophy winner Mike Rozier, who became only the second player in NCAA history to rush for 2,000 yards in a season in 1983.

Steinkuhler's No. 71 jersey, along with Rozier's No. 30 jersey, was retired following the 1983 season, in which the Huskers ran for an average of 401.7 yards per game, while also leading the nation in scoring, averaging 52.0 points per contest.

Steinkuhler was named to nearly every All-America list in 1983, giving his hometown of Burr (population 110) the distinction of being the smallest town at the time to ever produce a consensus All-American.

As a junior in 1982, Steinkuhler played side-by-side with three All-Big Eight selections (Dave Rimington, Mike Mandelko and Randy Theiss) before earning the honor himself the following year.

Following a stellar senior season, Steinkuhler became the highest-drafted Husker lineman ever, when the Houston Oilers selected him as the second pick in the 1984 NFL Draft. Steinkuhler played eight seasons with the Houston Oilers before retiring following the 1991 season. Steinkuhler followed fellow Husker Irving Fryar in the draft, marking only the second time in NFL history, and the first since 1967, that the top two players were from the same school.

Steinkuhler now resides in Syracuse, Neb. His son, Ty, is a sophomore defensive end on the 2006 Nebraska roster.



## Zach Wiegert

Offensive Tackle | 1991-94  
Fremont, Neb.

- ▶ 1994 Outland Trophy

The anchor of the 1994 Husker "Pipeline," Zach Wiegert won the Huskers' seventh Outland Trophy, awarded to the nation's top interior lineman, following Nebraska's 1994 national championship season.

A consensus All-American, Wiegert led NU to its 11th NCAA rushing title and first national title since 1971. The Huskers averaged 340 yards per game on the ground as the Fremont, Neb., native led Nebraska with 113 pancake blocks in 1994. He even

earned one first-place vote for the Heisman, ending up tied for ninth with 27 points. In addition to winning the Outland, he was a finalist for the Lombardi Award, a consensus All-American, the UPI Lineman of the Year and the Touchdown Club of Columbus Offensive Lineman of the Year. His No. 72 jersey was retired before the 1995 season.


With a perfect 2.0 grade against Kansas in 1994, Wiegert was Nebraska's nominee for Big Eight Offensive Player of the Week, the first time an offensive lineman was nominated for weekly conference honors since 1987, and was also the ABC/Chevrolet Player of the Game against UCLA.

In his 46-game career, Wiegert, a three-year starter at right tackle, gave up just one sack en route to earning All-Big Eight honors in 1992, 1993 and 1994. He became one of only six linemen and 20 overall players in NU history to earn first-team all-conference honors in three consecutive seasons. He earned second-team All-America honors in 1993, helping Nebraska to an undefeated regular season and an Orange Bowl appearance.

He was a second-round draft pick by the St. Louis Rams (38th selection overall) in the 1995 NFL Draft. He played with the Rams for four seasons from 1995 to 1998, and spent four more seasons with the Jacksonville Jaguars from 1999 to 2002. He has been a leader on the Houston Texans' offensive line for the past three seasons since joining the team in 2003. He will enter his 12th season overall in the NFL as a member of the Texans in 2006.



# Husker Retired Jerseys



## Larry Jacobson

Defensive Tackle | 1969-71  
Sioux Falls, S.D.

► 1971 Outland Trophy

75

A standout on Nebraska's 1970 and 1971 national championship teams, Larry Jacobson became Nebraska's first major award winner, capturing the Outland Trophy following his senior season. Jacobson became the first of seven Huskers to win eight Outland trophies, symbolic of the nation's top interior lineman. Jacobson was also named the Knute Rockne Award winner in 1971, which was given to the nation's outstanding lineman.

Jacobson's No. 75 was retired along with Trev Alberts' No. 34 and Will Shields' No. 75 at the 1994 Spring Game, marking the only time in school history that three jerseys were retired at the same time.

As a senior, Jacobson recorded 73 tackles, including 28 solos, and added 12 tackles for 73 yards lost and an interception on his way to earning All-Big Eight and All-America honors. One of two All-Americans (along with Rich Glover) on the Husker defensive line in 1971, Jacobson helped the Blackshirts to top-five national rankings in rush defense (85.9, second), total defense (202.9, fifth) and scoring defense (8.2, third). Jacobson helped the Huskers to a 13-0 record and a second straight national title. He also was lauded for his efforts in the classroom, earning CoSIDA Academic All-America honors following his senior campaign.

Jacobson broke onto the national scene during his junior season, helping the Huskers to their first national title. The 6-foot-6 inch, 250-pound, Sioux Falls, S.D., native finished with 49 tackles, including 33 solos, nine tackles for 61 yards lost and a team-best three fumble recoveries.

One of three Huskers selected in the first round of the 1972 NFL Draft, Jacobson was the No. 24 overall selection by the New York Giants. He played with the Giants for four seasons before retiring following the 1975 campaign. Jacobson resides in Lincoln.



### Career Statistics

#### Defense

Year	(-----Tackles-----)			TFL	BK	PBU	PI
	UT	AT	TT				
1969	2	8	10	1-9	0	0	0
1970	33	16	49	9-61	0	1	0
1971	28	45	73	12-73	0	1	1
<b>Totals</b>	<b>63</b>	<b>69</b>	<b>132</b>	<b>22-143</b>	<b>0</b>	<b>2</b>	<b>1</b>



## Will Shields

Offensive Guard | 1989-92  
Lawton, Okla.

► 1992 Outland Trophy

75

One of a long line of outstanding offensive linemen at Nebraska, Will Shields became the fifth Husker to win the Outland Trophy, capturing the prestigious award following the 1992 season.

A consensus All-American and a Lombardi Award semifinalist as a senior, Shields helped the Huskers win national team rushing titles in three of his four seasons at Nebraska (1989, 1991 and 1992). NU's first scholarship player from the state of Oklahoma, Shields is one of only six Husker linemen to earn all-conference honors for three straight seasons.

Shields' No. 75 was retired at the 1994 Spring Game, along with Butkus Award winner Trev Alberts' No. 34 and the No. 75 jersey of former Outland Trophy winner Larry Jacobson. The ceremony marked the first time that three jerseys were retired at the same time.



As a senior, Shields received votes for Big Eight Offensive Player of the Year and earned All-America honors from Kodak, AP, UPI, Walter Camp and Football News.

During his junior campaign, he was a unanimous selection to the All-Big Eight team and a second-team All-American, helping the Huskers rank first in the conference in rushing offense and total offense.

Shields became the second Nebraska offensive lineman

to play as a true freshman in 1989, appearing in nine games. In his second year, Shields became the first sophomore lineman since College Football Hall of Famer Dave Rimington to earn first-team all-conference honors for NU, helping the Huskers lead the Big Eight in scoring, rushing and total offense.

Following his collegiate career, Shields was selected by the Kansas City Chiefs in the third round of the 1993 NFL Draft. He is entering his 14th season as one of the NFL's top offensive linemen. Shields has earned a spot in 10 Pro Bowls and has started 216 straight games in his brilliant professional career.

Shields is also one of the most active volunteers and community leaders in the NFL. He is the co-founder of the Will to Succeed Foundation with his wife, Senia. The foundation was organized to guide, inspire and improve the lives of abused and neglected women and children. For his remarkable work with charitable and community organizations, Shields was named the NFL Man of the Year in 2003.



# Husker Retired Jerseys



## Rich Glover

Middle Guard | 1970-72  
Jersey City, N.J.

► 1972 Lombardi Award

79

One of the finest defensive players in Nebraska and college football history, Rich Glover anchored the Husker defense during the early 1970s, helping Nebraska capture back-to-back national titles in 1970 and 1971 under Coach Bob Devaney.

A 1995 inductee into the College Football Hall of Fame, Glover was a three-year letterwinner, who earned consensus All-America honors in 1971 and 1972 and finished third in Heisman Trophy voting in 1972. The 6-foot-1, 235-pound middle guard is one of only 10 players in college football history to win both the Lombardi Award, which is given to the nation's top interior lineman, and the Outland Trophy, which is presented to the top lineman in the country, in the same season. He swept the awards in 1972, and his jersey (No. 79) was retired following the 1972 season.

As a senior, Glover earned Big Eight Defensive Player-of-the-Year honors, helping the Huskers to a 9-2-1 record and a 40-6 victory over Notre Dame in the Orange Bowl. He finished the season with 100 tackles, including 52 solos, and nine tackles for 41 yards lost, as the Huskers led the Big Eight in total defense and ranked in the top 10 nationally in total defense, scoring defense and pass defense.




A Jersey City, N.J., native, Glover played an instrumental part in the Huskers' 1971 national championship, earning All-Big Eight and All-America honors as Nebraska won its second straight national title with a 13-0 record. He is best remembered for his performance against Oklahoma in the "Game of the Century" when he made 22 stops in the Huskers' 35-31 victory over the second-ranked Sooners. In 1971, Glover led Nebraska with 92 tackles, including 46 solo stops, and 13 tackles for 73 yards lost. He saw limited action in 1970 as a sophomore, recording 19 tackles and three tackles for 13 yards lost.

Following his collegiate career, he was chosen in the third round (No. 69 overall) of the 1973 NFL Draft by the New York Giants. He played with the Giants for one season before joining the Shreveport Steamers of the World Football League in 1974. He finished his career with the Philadelphia Eagles in 1975 and 1976. Glover served on former Husker Tony Samuel's coaching staff at New Mexico through the 2004 season.

### Career Statistics

#### Defense

Year	(-----Tackles-----)						
	UT	AT	TT	TFL	BK	PBU	PI
1970	5	14	19	3-13	0	3	0
1971	46	46	92	13-73	0	1	0
1972	52	48	100	9-41	0	2	0
<b>Totals</b>	<b>103</b>	<b>108</b>	<b>211</b>	<b>25-127</b>	<b>0</b>	<b>6</b>	<b>0</b>



## Grant Wistrom

Rush End | 1994-97  
Webb City, Mo.

► 1997 Lombardi Award

98

One of the most feared defenders in school history, Grant Wistrom was the anchor of the Husker defense during one of the most successful eras in college football. During his career, the Huskers compiled a 49-2 record from 1994 to 1997, winning three national titles in that span (1994, 1995 and 1997), becoming only the second program in Division I history to win three national titles in a four-year period.

A two-time first-team All-American, Wistrom became Nebraska's fourth Lombardi Award winner as the nation's top lineman following the 1997 season. Wistrom, who holds the school record for tackles for loss with 58.5 for 260 yards and ranks second with 26.5 sacks, had his No. 98 retired during the 1998 season.

As a senior captain, the 6-5, 255-pound Wistrom finished with 51 tackles, including 8.5 sacks and 17 tackles for loss, leading the Blackshirts in both categories on his way to earning Big 12 Defensive Player-of-the-Year honors. A finalist for the Bronko Nagurski Defensive Player-of-the-Year award, Wistrom helped the Huskers rank fifth nationally in total defense and second nationally against the run. He led Nebraska to a perfect 13-0 record and a share of the national title with Michigan.

In 1996, Wistrom was named the Big 12 Defensive Player of the Year, helping NU to top-10 rankings in all four major defensive categories. A first-team All-American and finalist for the Nagurski Award, Wistrom finished third on the team in tackles with 75, while leading the Huskers in both sacks (9.5-48 yards lost) and tackles for loss (20-74).

A third-team All-American as a sophomore, Wistrom recorded 44 stops, including a team-leading 15 tackles for loss, as Nebraska went 12-0 and repeated as national champions. He also had four sacks, earning first-team All-Big Eight honors as NU ranked second nationally against the rush, fourth in points allowed and 13th in total defense. During his freshman campaign, Wistrom made his presence known, earning Big 12 Newcomer-of-the-Year honors in helping the Huskers to their first national title since 1971. He played in all 13 games, recording 36 stops and 4.5 sacks, as one of only two true Husker freshmen to see playing time.

Wistrom was a two-time first-team CoSIDA Academic All-American and became the 13th Husker to win the NCAA's highest honor, the NCAA Top Eight Award, in 1997. He also earned the National Football Foundation and College Football Hall of Fame Postgraduate Scholarship following his senior campaign and was the Big 12 Male Athlete of the Year for the 1997-98 season.

A first-round selection (No. 6 overall) by the St. Louis Rams in the 1998 NFL Draft, Wistrom played a reserve role as a rookie before earning a starting position in helping the Rams win the Super Bowl in 2000. He played six seasons in St. Louis from 1998 to 2003, before joining the Seattle Seahawks for the 2004 and 2005 campaigns. He led the Seahawks to Super Bowl XL, where he recorded a sack.

### Career Statistics

#### Defense

Year	G/S	(----Tackles----				TFL	Fum.			QB		Int. Hry.	Csd.
		UT	AT	TT	Sacks		C-R	BK	PBU	PI			
1994	12/0	14	22	36	6.5-55	4.5-49	0-0	0	0	0	11	0	
1995	11/11	21	23	44	15-55	4-23	0-0	0	0	0	13	1	
1996	12/12	30	45	75	20-74	9.5-48	1-0	2	0	1	15	4	
1997	12/12	28	23	51	17-76	8.5-58	3-1	0	3	0	25	0	
<b>Totals</b>	<b>47/35</b>	<b>93</b>	<b>113</b>	<b>206</b>	<b>58.5-260</b>	<b>26.5-178</b>	<b>4-1</b>	<b>2</b>	<b>3</b>	<b>1</b>	<b>64</b>	<b>5</b>	

# Nebraska All-Conference Selections

## 488 total

Selections from wire services, Omaha World-Herald, conference coaches.

## Husker Four-Time

### All-Conference Selections

Tom Novak, back 1946,  
center 1947-48-49

## Husker Three-Time

### All-Conference Picks

Vic Halligan, back, 1912-13-14  
Dick Rutherford, back, 1913-14-15  
H.H. Corey, tackle, 1914-15-16  
Steve Hokuf, end, 1929-30-32  
George Sauer, back, 1931-32-33  
Lloyd Cardwell, back, 1934-35-36  
Fred Shirey, tackle, 1935-36-37  
Charles Brock, center, 1936-37-38  
Jerry Minnick, tackle, 1951-52-53  
Johnny Rodgers, WB, 1970-71-72  
Dave Rimington, C, 1980-81-82  
Turner Gill, QB, 1981-82-83  
Mike Rozier, IB, 1981-82-83  
Marc Munford, LB, 1984-85-86  
Broderick Thomas, OLB, 1986-87-88  
Will Shields, OG, 1990-91-92  
Zach Wiegert, OT, 1992-93-94  
Grant Wistrom, RE 1995-96-97  
Aaron Taylor, OG 1995-97; C, 1996  
Ralph Brown, RCB, 1997-98-99

## All-Conference Huskers

### Missouri Valley (73)

1907– Bill Chaloupka, tackle  
S.T. Frum, guard  
Harold Cook, back  
John Weller, back  
1908– Ernest Kroger, back  
1909– LeRoy Temple, tackle  
Owen Frank, back  
1910– W.F. Chauner, end  
Sylvester Shonka, tackle  
LeRoy Temple, tackle  
Leon Warner, back  
Owen Frank, back  
1911– W.F. Chauner, end  
Sylvester Shonka, tackle  
E.B. Elliott, guard  
E.Z. Hornberger, guard  
Leon Warner, back  
1912– J.D. Harmon, tackle  
J.T.M. Pearson, guard  
Leonard Purdy, back  
Vic Halligan, back  
1913– Guy Mastin, end  
Charles Beck, end  
Vic Halligan, tackle  
Max Towle, back  
Dick Rutherford, back  
Leonard Purdy, back  
1914– Warren Howard, end  
Vic Halligan, tackle  
H.H. Corey, tackle  
E.L. Abbott, guard  
Roy Cameron, center  
Dick Rutherford, back  
Guy Chamberlin, back  
1915– Guy Chamberlin, end  
H.H. Corey, tackle  
Paul Shields, guard

E.L. Abbott, guard  
Dick Rutherford, back  
1916– H.H. Corey, tackle  
Hugo Otopalik, back  
1917– Roscoe Rhodes, end  
Edson Shaw, tackle  
E.H. Schellenberg, back  
John Cook, back  
Paul Dobson, back  
1921– Clarence Swanson, end  
John Pucelik, guard  
Glen Preston, back  
Chick Hartley, back  
1922– Leo Scherer, end  
Bub Weller, tackle  
Adolph Wenke, tackle  
Joy Berquist, guard  
Glen Preston, back  
Dave Noble, back  
Chick Hartley, back  
1923– Joy Berquist, guard  
Ross McGlasson, guard  
Dave Noble, back  
Rufus Dewitz, back  
1924– Ed Weir, tackle  
Choppy Rhodes, back  
1925– Ed Weir, tackle  
Harold Hutchinson, center  
Choppy Rhodes, back  
1926– Lon Stiner, tackle  
Glenn Presnell, back  
1927– Roy Randels, tackle  
Dan McMullen, guard  
Ted James, center  
Glenn Presnell, back  
Blue Howell, back

### Big Six (83)

1928– Marion Broadstone, tackle  
Dan McMullen, guard  
Ted James, center  
Clair Sloan, back  
Blue Howell, back  
Clifford Ashburn, end  
Glen Munn, tackle  
Lafayette Russell, back  
1929– Steve Hokuf, end  
Ray Richards, tackle  
Clair Sloan, back  
1930– Steve Hokuf, end  
Hugh Rhea, tackle  
Elmer Greenberg, guard  
Harold Frahm, back  
Marion Broadstone, tackle  
1931– Hugh Rhea, tackle  
George Koster, guard  
Lawrence Ely, center  
George Sauer, back  
Everett Kreizinger, back  
1932– Steve Hokuf, end  
Corwin Hulbert, tackle  
Lawrence Ely, center  
Chris Mathis, back  
George Sauer, back  
Lee Penney, end  
1933– Lee Penney, end  
Bruce Kilbourne, end  
Gail O'Brien, tackle  
Warren DeBus, guard  
Frank Meier, center  
George Sauer, back  
Bernie Masterson, back  
Hubert Boswell, back  
Clair Bishop, guard

1934– Bernard Scherer, end  
Frank Meier, center  
Henry Bauer, back  
Lloyd Cardwell, back  
Bernard Scherer, end  
1935– Fred Shirey, tackle  
Lloyd Cardwell, back  
Sam Francis, back  
Jerry LaNoue, back  
1936– Charles Brock, center  
Les McDonald, end  
Fred Shirey, tackle  
Lloyd Cardwell, back  
Sam Francis, back  
Ron Douglas, back  
1937– Charles Brock, center  
Elmer Dohrmann, end  
Johnny Howell, back  
Ted Doyle, tackle  
Fred Shirey, tackle  
Bob Mehring, guard  
1938– Charles Brock, center  
Jack Dodd, back  
1939– Warren Alfson, guard  
Herman Rohrig, back  
Harry Hopp, back  
1940– Ray Prochaska, end  
Forrest Behm, tackle  
Warren Alfson, guard  
Harry Hopp, back  
Walter Luther, back  
Roy Petsch, back  
Ed Schwartzkopf, guard  
Vike Francis, back  
1941– Fred Preston, end  
George Abel, guard  
Dale Bradley, back  
1942– Vic Schleich, tackle  
Charles Duda, guard  
1945– Gerald Moore, back  
John Sedlacek, tackle  
1946– Carl Samuelson, tackle  
Sam Vacanti, back  
Tom Novak, back  
Dick Hutton, back  
1947– Carl Samuelson, tackle  
Tom Novak, center

### Big Seven (28)

1948– Tom Novak, center  
1949– Charles Toogood, tackle  
Tom Novak, center  
1950– Charles Toogood, tackle  
Don Strasheim, guard  
Fran Nagle, back  
Bobby Reynolds, back  
1951– Frank Simon, end  
Bill Schabacker, end  
Dennis Emanuel, end  
Jerry Minnick, tackle  
1952– Dennis Emanuel, end  
Bill Schabacker, end  
Jerry Minnick, tackle  
Don Boll, guard  
Clayton Curtis, guard  
Jerry Minnick, tackle  
Ted Connor, tackle  
John Bordogna, back  
1954– Don Glantz, tackle  
Charles Bryant, guard  
Bob Smith, back  
1955– Jon McWilliams, end  
LaVerne Torczon, tackle  
Rex Fischer, back  
Willie Greenlaw, back

1956– LaVerne Torczon, guard  
Jerry Brown, back

### Big Eight (261)

1959– Don Olson, guard  
1960– Don Purcell, end  
1961– Bill Thornton, back  
1962– Dennis Claridge, back  
Tyrone Robertson, tackle  
Bob Brown, guard  
1963– Dennis Claridge, back  
Lloyd Voss, tackle  
Bob Brown, guard  
1964– Lyle Sittler, C  
Tony Jeter, TE  
Freeman White, SE  
Ted Vactor, DB  
Walt Barnes, MG  
Kent McCloughan, DB  
Larry Kramer, tackle  
1965– Frank Solich, FB  
Tony Jeter, TE  
Freeman White, SE  
Larry Wachholtz, DB  
Mike Kennedy, LB  
Walt Barnes, DT  
Dennis Carlson, OT  
LaVerne Allers, OG  
1966– LaVerne Allers, OG  
Kelly Petersen, C  
Bob Churchich, QB  
Harry Wilson, HB  
Bob Pickens, OT  
Kaye Carstens, DB  
Wayne Meylan, DG  
Lynn Senkbeil, LB  
Carel Stith, DT  
Larry Wachholtz, DB  
1967– Dennis Richnafsky, OE  
Dick Davis, FB  
Wayne Meylan, MG  
Jim McCord, DT  
1968– Ken Geddes, LB  
Dana Stephenson, DB  
Joe Armstrong, OG  
1969– Jim McFarland, TE  
Bob Liggett, DT  
Ken Geddes, MG  
Jerry Murtaugh, LB  
Dana Stephenson, DB  
1970– Joe Orduna, HB  
Jerry Murtaugh, LB  
Bob Newton, OT  
Donnie McGhee, OG  
Johnny Rodgers, HB  
Bill Kosch, DB  
Dave Walline, DT  
Ed Periard, MG  
Paul Rogers, PK  
1971– Jerry Tagge, QB  
Johnny Rodgers, HB  
Carl Johnson, OT  
Dick Rupert, OG  
Jeff Kinney, HB  
Willie Harper, DE  
Larry Jacobson, DT  
Rich Glover, MG  
Bob Terrio, LB  
Jim Anderson, DB  
Bill Kosch, DB  
Joe Blahak, DB  
1972– Joe Blahak, DB  
Rich Glover, MG  
Willie Harper, DE

# Nebraska All-Conference Selections

Johnny Rodgers, WB  
Daryl White, OT  
**1973-** Frosty Anderson, SE  
John Dutton, DT  
Steve Manstedt, DE  
Daryl White, OT  
**1974-** Dave Humm, QB  
Marvin Crenshaw, OT  
Rik Bonness, C  
Tom Ruud, LB  
Bob Martin, DE  
**1975-** Rik Bonness, C  
Bob Martin, DE  
Wonder Monds, DB  
Dave Butterfield, DB  
Mike Fultz, DT  
**1976-** Vince Ferragamo, QB  
Clete Pillen, LB  
Ray Phillips, DE  
Dave Butterfield, DB  
Mike Fultz, DT  
Bob Lingenfelter, OT  
Dan Schmidt, OG  
**1977-** Tom Davis, C  
Greg Jorgensen, OG  
I.M. Hipp, IB  
Jim Pillen, Monster  
**1978-** Rick Berns, IB  
Junior Miller, TE  
Steve Lindquist, OG  
Kelvin Clark, OT  
Kenny Brown, WB  
George Andrews, DE  
Jim Pillen, Monster  
Rod Horn, DT  
**1979-** Tim Smith, SE  
Junior Miller, TE  
John Havekost, OG  
Jarvis Redwine, IB  
Dean Sukup, PK  
Derrie Nelson, DE  
Rod Horn, DT  
Kerry Weinmaster, MG  
Kenny Brown, WB  
Kelly Saalfeld, C  
**1980-** Jarvis Redwine, IB  
Derrie Nelson, DE  
Randy Schlausener, G  
Russell Gary, S  
David Clark, DT  
Andra Franklin, FB  
Dave Rimington, C  
**1981-** Roger Craig, IB  
Tony Felici, DE  
Turner Gill, QB  
Dan Hurley, OT  
Jeff Krejci, S  
Ric Lindquist, CB  
Dave Rimington, C  
Mike Rozier, IB  
Sammy Sims, Monster  
Jamie Williams, TE  
Jimmy Williams, DE  
**1982-** Steve Damkroger, LB  
Tony Felici, DE  
Turner Gill, QB  
Mike Mandelko, OG  
Dave Rimington, C  
Mike Rozier, IB  
Randy Theiss, OT  
Jamie Williams, TE  
**1983-** Bret Clark, S  
Irving Fryar, WB  
Turner Gill, QB  
Mike Knox, LB  
Scott Raridon, OT

Mike Rozier, IB  
Dean Steinkuhler, OG  
Mark Traynowicz, C  
**1984-** Mark Behning, OT  
Bret Clark, S  
Doug DuBose, IB  
Harry Grimminger, OG  
Scott Livingston, P  
Marc Munford, LB  
Greg Orton, OG  
Jeff Smith, IB  
Scott Strasburger, DE  
Mark Traynowicz, C  
Bill Weber, DE  
**1985-** Brian Blankenship, OG  
Doug DuBose, IB  
Dale Klein, PK  
Bill Lewis, C  
Marc Munford, LB  
Tom Rathman, FB  
Jim Skow, DT  
**1986-** Keith Jones, IB  
Marc Munford, LB  
Danny Noonan, MB  
Chris Spachman, DT  
Broderick Thomas, DE  
Tom Welter, OT  
**1987-** LeRoy Etienne, ILB  
Steve Forch, ILB  
Keith Jones, IB  
Keven Lightner, OG  
John McCormick, OG  
Tim Rother, DT  
Neil Smith, DT  
Steve Taylor, QB  
Broderick Thomas, DE  
**1988-** Dana Brinson, KR  
Ken Clark, IB  
LeRoy Etienne, ILB  
Charles Fryar, CB  
Willie Griffin, DT  
Tim Jackson, FS  
Andy Keeler, OG  
Todd Millikan, TE  
Lawrence Pete, MG  
Bob Sledge, OT  
Steve Taylor, QB  
Broderick Thomas, OLB  
Jake Young, C  
**1989-** Ken Clark, IB  
Reggie Cooper, SS  
Gerry Gdowski, QB  
Doug Glaser, OT  
Jeff Mills, OLB  
Bruce Pickens, CB  
Pat Tyrance, ILB  
Kent Wells, DT  
Jake Young, C  
**1990-** Reggie Cooper, SS  
Mike Croel, OLB  
Johnny Mitchell, TE  
Bruce Pickens, CB  
Tom Punt, OT  
Will Shields, OG  
Pat Tyrance, ILB  
Kenny Walker, DT  
**1991-** Brian Boerboom, OT  
Jon Bostick, SE  
Derek Brown, IB  
Tyrone Legette, CB  
Keithen McCant, QB  
Johnny Mitchell, TE  
Will Shields, OG  
Mike Stigge, P  
Erik Wiegert, OG

John Parrella, DT  
Jim Scott, C  
Will Shields, OG  
**1992-** Trev Alberts, OLB  
Derek Brown, IB  
Tyrone Byrd, DB  
Calvin Jones, IB  
Travis Hill, OLB  
John Parrella, DT  
Will Shields, OG  
Zach Wiegert, OT  
**1993-** Trev Alberts, OLB  
Terry Connealy, DT  
Calvin Jones, IB  
Lance Lundberg, OT  
Ken Mehlh, C/OG  
Barron Miles, CB  
Kevin Ramaekers, DT  
Zach Wiegert, OT  
**1994-** Troy Dumas, LB  
Aaron Graham, C  
Donta Jones, OLB  
Lawrence Phillips, IB  
Barron Miles, CB  
Brenden Stai, OG  
Ed Stewart, LB  
Zach Wiegert, OT  
Tyrone Williams, CB  
**1995-** Eric Anderson, OT  
Chris Dishman, OT  
Terrell Farley, LB  
Tommie Frazier, QB  
Aaron Graham, C  
Ahman Green, IB  
Christian Peter, DT  
Aaron Taylor, OG  
Jared Tomich, OLB  
Tyrone Williams, CB  
Grant Wistrom, OLB

## Big 12 (43)

**1996-** Chris Dishman, OG  
Jon Hesse, LB  
Mike Minter, Rover  
Jason Peter, DT  
Aaron Taylor, C  
Jared Tomich, RE  
Grant Wistrom, RE  
**1997-** Eric Anderson, OT  
Ralph Brown, CB  
Ahman Green, IB  
Jason Peter, DT  
Aaron Taylor, OG  
Grant Wistrom, RE  
**1998-** Josh Heskew, C  
Ralph Brown, CB  
Sheldon Jackson, TE  
**1999-** Mike Brown, Rover  
Ralph Brown, RCB  
Eric Crouch, QB  
Russ Hochstein, OG  
Carlos Polk, MLB  
Dominic Raiola, C  
Steve Warren, DT  
Tracey Wistrom, TE  
**2000-** Dan Alexander, IB  
Dan Hadenfeldt, P  
Russ Hochstein, OG  
Carlos Polk, MLB  
Dominic Raiola, C  
Tracey Wistrom, TE  
**2001-** Keyuo Craver, RCB  
Eric Crouch, QB  
Dahrran Diedrick, IB  
Toniui Fonoti, OG

**2002-** Josh Brown, PK  
DeJuan Groce, KR  
**2003-** Josh Bullocks, FS  
Matt Herian, TE  
Richie Incognito, OT  
Kyle Larson, P  
Demorrio Williams, WL  
**2004-** Barrett Ruud, MLB  
**2005-** Adam Carriker, DE

# Academic All-Conference Huskers

(406 Total)

## Four-Time Academic

### All-Conference Picks

Mike Stigge, P, 1989-90-91-92  
 Rob Zatechka, OT, 1991-92-93-94  
 Brian Shaw, LB, 1996-97-98-99  
 Dave Volk, OT, 1998-99-00-01  
 Chris Kelsay, RE, 1999-00-01-02

**1954-** Bob Oberlin, center  
**1955-** Rex Fischer, back  
 Jack Fleming, guard  
**1957-** William Hawkins, back  
**1959-** John Bond, end  
**1960-** Pat Clare, back  
 Don Fricke, center  
 Jim Huge, end  
**1961-** Pat Clare, back  
 Jim Huge, end  
**1962-** Dwain Carlson, guard  
 Jim Huge, end  
**1963-** Richard Callahan, end  
 Dennis Claridge, back  
**1964-** Charles Doepke, off. end  
 Kent McCloughan, off. back  
**1965-** Tony Jeter, TE  
 Jim Osberg, OG  
**1966-** Marv Mueller, DB  
 Jim Osberg, OG  
**1967-** Dick Davis, FB  
**1968-** Joe Armstrong, OG  
 Bob Best, DB  
 Dick Davis, FB  
 Glenn Patterson, OT  
**1969-** Adrian Fiala, LB  
 Larry Frost, OB  
 Larry Jacobson, DT  
 Randy Reeves, DB  
 Paul Topfiff, OT  
**1970-** John Adkins, DE  
 Bill Kosch, DB  
 Dave Walline, DT  
**1971-** John Adkins, DE  
 Jim Anderson, DB  
 Woody Cox, SE  
 Larry Jacobson, DT  
 Jeff Kinney, HB  
 Bill Kosch, DB  
 Dave Mason, LB  
 Dick Rupert, OG  
**1972-** Frosty Anderson, OB  
 Doug Dumler, C  
 Bill Janssen, DT  
 Dave Mason, LB  
**1973-** Dan Anderson, OG  
 Frosty Anderson, OE  
 Ritch Bahe, OE  
 Maury Damkroger, OE  
 Steve Manstedt, DE  
 Tom Ruud, LB  
**1974-** Ritch Bahe, OE  
 Stan Hegener, OG  
 George Kyros, DB  
 Tom Ruud, LB  
**1975-** Rik Bonness, C  
 Jim Burrow, DB  
 Mike Coyle, PK  
 Vince Ferragamo, QB  
 Tom Heiser, OB  
 Chuck Jones, DB  
**1976-** Dave Butterfield, DB  
 Vince Ferragamo, QB  
 Ted Harvey, DB  
 Randy Lessman, P  
 Ron Pruitt, DT  
 Jeff Pullen, MG  
 Dave Shamblyn, WR  
**1977-** George Andrews, DL  
 Curtis Craig, RB  
 Ted Harvey, S  
 Lee Kunz, LB  
 Jim Pillen, S  
 Tim Smith, SE

Tom Sorley, QB  
 Stan Waldemore, OL  
 George Andrews, DE  
**1978-** Tim Fischer, S  
 Rod Horn, DL  
 Tom Ohrt, OT  
 Jim Pillen, S  
 Kelly Saalfeld, C  
 Tim Smith, SE  
 Tom Sorley, QB  
 Tim Wurth, FB  
**1979-** Bill Barnett, DT  
 Rod Horn, DT  
 Ric Lindquist, CB  
 Jeff Quinn, QB  
 Kelly Saalfeld, OL  
 Randy Schleusener, OL  
 Tim Smith, SE  
 Dan Steiner, OL  
 Dean Sukup, PK  
**1980-** Jeff Finn, TE  
 Curt Hineline, DL  
 Jim Kotera, RB  
 Ric Lindquist, CB  
 Andy Means, DB  
 Jeff Quinn, QB  
 Dave Rimington, C  
 Randy Schleusener, OG  
 Randy Theiss, OT  
**1981-** Curt Hineline, DL  
 Ric Lindquist, DB  
 Dave Rimington, OL  
 Randy Theiss, OL  
 Kris Van Norman, DB  
 Scott Woodard, OE  
**1982-** Tim Holbrook, DB  
 Jim Murphy, DB  
 Dave Rimington, OL  
 Rob Stuckey, DT  
 Randy Theiss, OL  
 Kris Van Norman, DB  
 Bill Weber, DE  
**1983-** Todd Fisher, DB  
 Brad Muehling, OL  
 Scott Strasburger, DE  
 Rob Stuckey, DL  
 Craig Sundberg, QB  
 Mark Traynowicz, OL  
 Bill Weber, DE  
**1984-** Mark Behning, OL  
 Ken Graeber, DL  
 Tom Morrow, OL  
 Scott Strasburger, DE  
 Rob Stuckey, DL  
 Craig Sundberg, QB  
 Shane Swanson, WB  
 Mark Traynowicz, C  
 Bill Weber, DE  
**1985-** Brian Blankenship, OL  
 Dale Klein, PK  
 Tim Roth, OL  
 Robb Schnitzler, SE  
 Brad Smith, DE  
 Scott Tucker, DE  
**1986-** Ken Kaelin, FB  
 Dale Klein, PK  
 Rob Maggard, OL  
 Marc Munford, LB  
 Robb Schnitzler, SE  
 Bryan Siebler, S  
 Chris Spachman, DT  
 Brad Tyrer, DE  
 Tom Welter, OL  
**1987-** Tom Banderas, TE  
 Clete Blakeman, QB  
 Mark Blazek, S  
 Micah Heibel, FB  
 Jeff Jamrog, DE  
 John Kroeker, P  
 John McCormick, OL  
 Jeff Tomjack, DB  
**1988-** Mark Blazek, QB  
 Gerry Gdowski, QB  
 Randall Jobman, LB  
 John Nelson, OL

**1989-** Jake Young, C  
 Bill Bobbora, OL  
 Gerry Gdowski, QB  
 Randall Jobman, LB  
 Mike Stigge, P  
 Pat Tyrance, LB  
 Jim Wanek, OG  
 Jake Young, C  
**1990-** David Edeal, C  
 Pat Engelbert, MG  
 Mike Petko, LB  
 Mike Stigge, P  
 Pat Tyrance, LB  
 Kenny Walker, DT  
 Jim Wanek, OG  
**1991-** Trev Alberts, OLB  
 Jon Bostick, SE  
 Pat Engelbert, MG  
 Johnny Mitchell, TE  
 Mike Petko, LB  
 Trev Alberts, OLB  
 Rob Zatechka, OT  
 Bill Ziegelbein, C  
**1992-** Trev Alberts, OLB  
 Terry Connealy, NG  
 Ken Mehlin, OG  
 Jim Scott, C  
 Mike Stigge, P  
 Rob Zatechka, OT  
**1993-** Trev Alberts, OLB  
 Troy Branch, LB  
 Terry Connealy, NG  
 Aaron Graham, C  
 Ken Mehlin, OG  
 Rob Zatechka, OT  
**1994-** Terry Connealy, DT  
 Darin Erstad, P/PK  
 Aaron Graham, C  
 Cory Schlesinger, FB  
 Matt Shaw, TE  
 Rob Zatechka, OT  
**1995-** Aaron Graham, C  
 Mark Gilman, TE  
 Grant Wistrom, OLB  
 Eric Stokes, FS  
 Ryan Terwilliger, LB  
 Steve Ott, OG  
 Brook Berringer, QB  
 Jesse Kosch, P  
**1996-** David Alderman, CB  
 Lance Brown, WB  
 Jeff Clausen, OT  
 Scott Frost, QB  
 Ben Gessford, OT  
 Jon Hesse, LB  
 Quint Hogrefe, LB  
 Chad Kelsay, RE  
 Jeff Lake, SE  
 Billy Legate, FB  
 Joel Makovicka, FB  
 Ted Retzlaff, PK  
 Brian Schuster, FB  
 Brian Shaw, LB  
 Scott Tucker, DE  
 Travis Toline, RE  
 Matt Turman, QB  
 Brandt Wade, OG  
 Grant Wistrom, RE  
 Jon Zatechka, OG  
**1997-** Dan Alexander, IB  
 Eric Anderson, OT  
 Kris Brown, PK  
 Lance Brown, WB  
 Mike Brown, ROV  
 T.J. DeBates, TE  
 Scott Frost, QB  
 Matt Hoskinson, OG/C  
 Adam Julch, OT  
 Chad Kelsay, RE  
 Jeff Lake, SE  
 Billy Legate, FB  
 Joel Makovicka, FB  
 Ted Retzlaff, PK  
 Brian Shaw, SLB

Travis Toline, RE  
 Grant Wistrom, RE  
 Jon Zatechka, OG  
**1998-** Sean Applegate, WB  
 Kris Brown, PK  
 Lance Brown, WB  
 Mike Brown, ROV  
 Ben Buettenback, LB  
 Jamie Burrow, LB  
 Monte Christo, QB  
 Matt Davison, SE  
 T.J. DeBates, TE  
 Ben Gessford, OG  
 Adam Julch, OT  
 Chad Kelsay, RE  
 Bill Lafleur, P  
 Billy Legate, FB  
 Joel Makovicka, FB  
 Greg McGraw, ROV  
 Brian Shaw, SLB  
 James Sherman, OG  
 Travis Toline, RE  
 Kyle Vanden Bosch, RE  
**1999-** Dave Volk, OT  
 Brandt Wade, OG  
 Demoine Adams, RE  
 Sean Applegate, WB  
 Rod Baker, LB  
 Matt Baldwin, C  
 Mike Brown, ROV  
 Jamie Burrow, LB  
 Matt Davison, SE  
 T.J. DeBates, TE  
 Jeff Hemje, CB  
 Julius Jackson, LB  
 Adam Julch, OT  
 Chris Kelsay, RE  
 Ben Kingston, FB  
 Greg McGraw, FS  
 Willie Miller, FB  
 Chris Moran, CB  
 Dominic Raiola, C  
 Eric Ryan, RE  
 Brian Shaw, LB  
 James Sherman, OG  
 Justin Smith, RE  
 Kyle Vanden Bosch, RE  
 Dave Volk, OT  
 Tracey Wistrom, TE  
**2000-** Demoine Adams, RE  
 Tom Beveridge, SE  
 Judd Davies, FB  
 Matt Davison, SE  
 Jon Dawson, C  
 Matt Grummert, RE  
 Seth Gutz, SE  
 Jeff Hemje, CB  
 Trevor Johnson, TE  
 Chris Kelsay, RE  
 Chace Long, PK  
 Jake McKee, TE  
 Willie Miller, FB  
 Brandon Mooberry, RE  
 Chris Saalfeld, OG  
 Aaron Terpening, ROV  
 Kyle Vanden Bosch, RE  
 Dave Volk, OT  
 Troy Watchorn, FS  
 Tracey Wistrom, TE  
**2001-** Mic Boettner, ROV  
 Joe Chrisman, QB  
 Sandro DeAngelis, PK  
 Judd Davies, FB  
 Gabe Fries, SLB  
 Nick Gragert, FB  
 Troy Hassebroek, WB  
 Jeff Hemje, CB  
 Trevor Johnson, RE  
 Chris Kelsay, RE  
 Phil Peetz, TE  
 Pat Ricketts, CB  
 Kyle Ringenberg, TE  
 Carl Scholting, FS  
 Jeremy Slechta, DT

Aaron Terpening, ROV  
 Dave Volk, OT  
 Tracey Wistrom, TE  
 Wes Woodward, CB  
**2002-** Demoine Adams, RE  
 Philip Bland, ROV  
 Chad Buller, WLB  
 Joe Chrisman, QB  
 Will Dabbert, TE  
 Judd Davies, FB  
 Troy Hassebroek, WB  
 Trevor Johnson, RE  
 Chris Kelsay, RE  
 John Klem, WB  
 Chad Kolowski, C  
 Phil Peetz, TE  
 Pat Ricketts, CB  
 Kyle Ringenberg, TE  
 Barrett Ruud, MLB  
 Shane Siegel, CB  
 Chad Sievers, MLB  
 Aaron Terpening, ROV  
**2003-** Titus Adams, DE  
 Dave Volk, WLB  
 Judd Davies, FB  
 Sandro DeAngelis, PK  
 Kevin Guse, CB  
 Kellen Huston, CB  
 Trevor Johnson, DE  
 Dusty Keiser, TE  
 Brandon Koch, OG  
 Jack Limbaugh, C  
 Jack O'Holleran, WR  
 Phil Peetz, TE  
 Pat Ricketts, RCB  
 Barrett Ruud, MLB  
 Shane Siegel, SS  
 Chad Sievers, MLB  
 Fred Thorne, CB  
 Curt Tomasevicz, MLB  
 Seth White, CB  
 Andy Wingender, FB  
 Dan Burrow, FS  
 Sandro DeAngelis, PK  
 Garth Glissman, QB  
 Kellen Huston, CB  
 Adam Ickes, LB  
 Joel Jackson, WR  
 Steve Kriewald, FB  
 Nathan Krug, DT  
 Kurt Mann, OL  
 Jeff McBride, DE  
 Jay Moore, DE  
 Jack O'Holleran, WR  
 J.B. Phillips, TE  
 Gary Pike, OL  
 Brandon Rigoni, SS  
 Barrett Ruud, LB  
 Andrew Shanle, FS  
 Shane Siegel, SS  
 Chad Sievers, LB  
 Dane Todd, FB  
 Ben Zajicek, WR  
**2005-** Lance Brandenburgh, LB  
 Chris Bryant, DL  
 Cortney Grixby, CB  
 Adam Ickes, LB  
 Brandon Koch, OL  
 Kurt Mann, C  
 Todd Peterson, WR  
 J.B. Phillips, TE  
 Brandon Rigoni, SS  
 Joey Robinson, CB  
 Andrew Shanle, S  
 Mike Stuntz, FS  
 Nate Swift, WR  
 Blake Tiedtke, FS  
 Dane Todd, FB

# Nebraska Football Special Awards

## Lifter of the Year



**Brandon Rigoni**  
2006

Brandon Rigoni was honored with Nebraska's Lifter-of-the-Year award given annually to the player who has shown the greatest dedication and improvement in the Huskers' strength and conditioning program.

Rigoni, a senior from Lincoln, Neb., is the first defensive back to win the Nebraska Lifter-of-the-Year award since Curtis Cotton 1990.

### Previous Lifters of the Year

- 1974- Rik Bonness, C
- 1975- Rik Bonness, C
- 1976- Rod Horn, DT
- 1977- Lawrence Cooley, OG  
I.M. Hipp, IB
- 1978- Kelvin Clark, OT
- 1979- Bill Barnett, DT  
John Havekost, OG
- 1980- Russell Gary, DB
- 1981- Dave Rimington, C
- 1982- Mitch Krenk, TE
- 1983- Mike Tranmer, MG
- 1984- Jeff Smith, IB
- 1985- Jim Skow, DT
- 1986- Danny Noonan, MG  
Chris Spachman, DT
- 1987- Neil Smith, DT
- 1988- Andy Keeler, OG
- 1989- Mike Murray, MG
- 1990- Curtis Cotton, SS
- 1991- Mike Anderson, LB
- 1992- John Parrella, DT
- 1993- Cory Schlesinger, FB  
Donta Jones, OLB
- 1994- Donta Jones, OLB
- 1995- Mark Gilman, TE
- 1996- Jared Tomich, RE
- 1997- Dan Alexander, IB
- 1998- Chad Kelsay, RE
- 1999- Kyle Vanden Bosch, RE
- 2000- Kyle Vanden Bosch, RE
- 2001- Jon Dawson, OG
- 2002- Demoine Adams, RE
- 2003- Trevor Johnson, RE
- 2004- Adam Carriker, DE
- 2005- Seppo Ewvaraye, DE
- 2006- Brandon Rigoni, DB

## Novak Trophy



**Cory Ross**  
2005

I-back Cory Ross was voted the winner of the 2005 Tom Novak Award. The trophy, established by J. Gordon Roberts in 1950, is presented to the senior who "best exemplifies courage and determination despite all odds in the manner of Nebraska All-America center Tom Novak." Sportswriters and broadcasters vote on the award, which is presented at the Outland Trophy banquet in Omaha.

### Previous Winners

- 1950- Charles Toogood, T
- 1951- Frank Simon, E
- 1952- Ed Husmann, T
- 1953- Ted Connor, T
- 1954- Bob Wagner, G
- 1955- Rex Fischer, HB
- 1956- LaVerne Torczon, G
- 1957- Jerry Brown, FB
- 1958- Dick McCashland, FB
- 1959- Harry Tolly, QB
- 1960- Pat Fischer, QB
- 1961- Don Purcell, E
- 1962- Dwain Carlson, G
- 1963- Dennis Claridge, QB
- 1964- Lyle Sittler, C
- 1965- Tony Jeter, E
- 1966- Larry Wachholtz, DB
- 1967- Wayne Meylan, MG
- 1968- Ernie Sigler, QB
- 1969- Al Larson, DB
- 1970- Joe Orduna, HB
- 1971- Jeff Kinney, HB
- 1972- Rich Glover, MG
- 1973- John Bell, MG
- 1974- Tom Ruud, LB
- 1975- Tony Davis, FB
- 1976- Clete Pillen, LB
- 1977- Monte Anthony, FB
- 1978- Rick Berns, IB
- 1979- Tim Wurth, RB
- 1980- Jeff Quinn, QB
- 1981- Mark Mauer, QB
- 1982- Steve McWhirter, LB
- 1983- Turner Gill, QB
- 1984- Craig Sundberg, QB
- 1985- Travis Turner, QB
- 1986- Marc Munford, LB
- 1987- Von Sheppard, WB
- 1988- Todd Millikan, TE
- 1989- Mike Murray, MG
- 1990- Kenny Walker, DT
- 1991- Keithen McCant, QB
- 1992- Lance Lewis, FB
- 1993- John Reece, FS
- 1994- Matt Shaw, TE
- 1995- Tommie Frazier, QB
- 1996- Mike Minter, ROV
- 1997- Scott Frost, QB
- 1998- Monte Christo, QB
- 1999- Adam Julch, OT
- 2000- Troy Watchorn, FS
- 2001- John Gibson, WB
- 2002- John Garrison, C
- 2003- Jason Lohr, DT, Jammal Lord, QB
- 2004- Jake Andersen, OL
- 2005- Cory Ross, IB

## Chamberlin Trophy



**Sam Koch**  
2005

Punter Sam Koch was the recipient of the 39th annual Guy Chamberlin Trophy, presented at the Outland Trophy banquet in Omaha. The award was inaugurated in 1967 in memory of the former great Nebraska All-America football player who went to both the college and pro halls of fame. It is presented to the senior player who has shown by the play and contributions to the betterment of the University of Nebraska football squad that he has the qualities and dedication of Guy Chamberlin to the Cornhusker tradition.

Lincoln radio station KFOR donated the permanent trophy and each recipient receives a replica through funds contributed by the Chamberlin family and the Champ's many friends following his death in 1967. The Chamberlin Memorial Fund is administered by the University of Nebraska Foundation. Sportswriters and broadcasters who cover all Nebraska games vote on the award.

### Previous Winners

- 1967- Marv Mueller, S
- 1968- Ernie Sigler, QB
- 1969- Dana Stephenson, DB
- 1970- Guy Ingles, SE
- 1971- Jeff Kinney, HB
- 1972- Rich Glover, MB
- 1973- Maury Damkroger, FB
- 1974- Ritch Bahe, SE
- 1975- Bob Martin, DE
- 1976- Clete Pillen, DB
- 1977- Ed Burns, QB
- 1978- Rick Berns, IB
- 1979- Tim Smith, SE
- 1980- Jarvis Redwine, IB
- 1981- Anthony Steels, WB
- 1982- Dave Rimington, C
- 1983- Dean Steinkuhler, OG
- 1984- Shane Swanson, WB
- 1985- Jim Skow, DT
- 1986- Chris Spachman, DT
- 1987- Jeff Jamrog, DE
- 1988- Mark Blazek, FS
- 1989- Gerry Gdowski, QB
- 1990- Pat Tyrance, LB
- 1991- Pat Engelbert, DT
- 1992- Will Shields, OG
- 1993- Trev Alberts, OLB
- 1994- Terry Connealy, DT
- 1995- Aaron Graham, C
- 1996- Jared Tomich, RE
- 1997- Grant Wistrom, RE
- 1998- Joel Makovicka, FB
- 1999- Mike Brown, ROV
- 2000- Dan Alexander, IB
- 2001- Eric Crouch, QB  
Tracey Wistrom, TE
- 2002- DeJuan Groce, CB
- 2003- Demorrio Williams, LB
- 2004- Barrett Ruud, LB
- 2005- Sam Koch, P

## Fischer Native Son Award



**Titus Adams**  
2005

In honor of Cletus Fischer, a former NU assistant coach, this award is presented annually to the senior player selected by the Husker coaches, who best exemplifies the following qualities: good work ethic; competitiveness; leadership; forthrightness; sense of humor; pride; loyalty and love of Nebraska. This honor is awarded at the Outland Trophy banquet in Omaha. The 2005 recipient was defensive tackle Titus Adams of Omaha, Neb.

### Previous Winners

- 1991- Pat Engelbert, DT
- 1992- Jim Scott, C
- 1993- Ken Mehlin, OG
- 1994- Terry Connealy, DT
- 1995- Clester Johnson, WB
- 1996- Jon Hesse, LB
- 1997- Matt Hoskinson, OG/C
- 1998- Chad Kelsay, RE
- 1999- Brian Shaw, LB
- 2000- Russ Hochstein, OG
- 2001- Jeremy Slechta, DT  
Dave Volk, OT
- 2002- Chris Kelsay, RE
- 2003- Trevor Johnson, DE  
Kyle Larson, P
- 2004- Steve Kriewald, FB
- 2005- Titus Adams, DT

## Spring Awards

In the spring of 2004, the Nebraska coaching staff inaugurated awards to honor the accomplishments of players during the Huskers' spring season. The awards are announced after the annual Red-White Game.

### Finisher Award

Chosen by the coaching staff and presented to the player who exemplifies the best effort, work ethic and displays the ability to finish every play.

- 2004- Richie Incognito, C
- 2005- Ola Dagunduro, DT

### Most Improved Offensive Player

Chosen by a vote of the team.

- 2004- Seppo Ewvaraye, OT
- 2005- J.B. Phillips, TE

### Most Improved Defensive Player

Chosen by a vote of the team.

- 2004- Jay Moore, DE
- 2005- Blake Tiedtke, FS

### Most Improved

#### Special Teams Player

Chosen by a vote of the team.

- 2004- Brandon Rigoni, DB
- 2005- No award

# Nebraska Captains

- 1890– Ebenezer E. Mockett\*
- 1891– James H. Johnston, E\*\*
- 1892– James H. Johnston, E
- 1893– Ike E. Pace, QB
- 1894– George H. Dern, G
- 1895– Wilmer W. Wilson, G
- 1896– Orley B. Thorpe, QB
- 1897– George C. Shedd, FB
- 1898– William C. Melford, C
- 1899– Charles E. Williams, HB
- 1900– Fred Brew, G
- 1901– John Westover, T
- 1902– John Westover, T
- 1903– Johnny R. Bender, HB
- 1904– Maurice Benedict, QB
- 1905– Charles T. Borg, C
- 1906– John G. Mason, T
- 1907– John H. Weller, HB
- 1908– J.B. Harvey, E
- 1909– O.A. Beltzer, HB
- 1910– LeRoy Temple, T
- 1911– Sylvester V. Shonka, T
- 1912– Ernest Frank, HB
- 1913– Leonard Purdy, HB
- 1914– Vic Halligan, T
- 1915– Dick B. Rutherford, HB
- 1916– Tim H. Corey, T
- 1917– Ed Shaw, T
- 1918– Ernest Hubka, FB
- 1919– Paul Dobson, HB
- 1920– Bill L. Day, C
- 1921– Clarence E. Swanson, E
- 1922– Chick S. Hartley, QB
- 1923– Verne Lewellen, QB
- 1924– Ed Weir, T
- 1925– Ed Weir, T
- 1926– Lonnie Stiner, T
- 1927– John 'Jug' Brown, QB
- 1928– Edward Howell, HB
- 1929– Elmer Holm, G
- 1929– George Farley, HB
- 1930-49– Appointed Each Game
- 1950– Charley Toogood, T
- 1950– Bill Mueller, HB
- 1950– Robert Mullen, C/T
- 1950– Don Bloom, HB
- 1951– Frank Simon, E
- 1951– Robert Mullen, T
- 1952– Bobby Reynolds, HB
- 1952– Ed Hussmann, T
- 1952– Carl Brasee, G
- 1953– Bill Schabacker, E
- 1953– Jerry Minnick, T
- 1954-57– Appointed Each Game
- 1958– Mike Lee, E
- 1958– Dick McCashland, FB
- 1959– Appointed Each Game
- 1960– Roland McDole, T
- 1960– Pat Fischer, QB
- 1960– Don Fricke, C
- 1961– Don Purcell, E
- 1961– Mick Tinglehoff, C
- 1961– Pat Clare, HB
- 1962– Bill Thornton, FB
- 1962– Dwain Carlson, G
- 1963– Dennis Claridge, QB
- 1963– John Kirby, G
- 1964– Lyle Sittler, C
- 1964– Bobby Hohn, HB
- 1965– Frank Solich, FB
- 1965– Mike Kennedy, LB
- 1966– Bob Churchich, QB
- 1966– Larry Wachholtz, S
- 1967– Ben Gregory, HB
- 1967– Marv Mueller, S




Cory Ross (center) and Daniel Bullocks (right) served as Nebraska's captains through the 2005 season. Additional captains were chosen to represent the Huskers for each game, including Sam Koch (left).

- |                             |                              |                                      |
|-----------------------------|------------------------------|--------------------------------------|
| 1968– Tom Penney, SE        | 1988– Mark Blazek, SS        | 1999– Mike Brown, ROV                |
| 1968– Jim Hawkins, CB       | 1988– Andy Keeler, OG        | 1999– Ralph Brown, CB                |
| 1969– Mike Green, FB        | 1988– Steve Taylor, QB       | 1999– T.J. DeBates, TE               |
| 1969– Dana Stephenson, CB   | 1988– Broderick Thomas, OLB  | 1999– Adam Julch, OT                 |
| 1970– Dan Schneiss, FB      | 1989– Doug Glaser, OT        | 2000– Dan Alexander, IB              |
| 1970– Jerry Murtaugh, LB    | 1989– Gerry Gdowski, QB      | 2000– Russ Hochstein, OG             |
| 1971– Jerry Tagge, QB       | 1989– Randall Jobman, LB     | 2000– Loran Kaiser, DT               |
| 1971– Jim Anderson, CB      | 1989– Jeff Mills, OLB        | 2000– Carlos Polk, MLB               |
| 1972– Doug Dumler, C        | 1990– Reggie Cooper, SS      | 2000– Jason Schwab, OT               |
| 1972– Bill Janssen, OT      | 1990– David Edeal, C         | 2000– Kyle Vanden Bosch, RE          |
| 1973– Daryl White, OT       | 1990– Pat Tyrance, LB        | 2001– Keyuo Craver, CB               |
| 1973– John Dutton, DT       | 1990– Jim Wanek, OG          | 2001– Eric Crouch, QB                |
| 1974– David Humm, QB        | 1991– Pat Engelbert, MG      | 2001– Jeremy Slechta, DT             |
| 1974– Tom Ruud, LB          | 1991– Mickey Joseph, QB      | 2001– Dave Volk, OT                  |
| 1975– Terry Luck, QB        | 1991– Tyrone Legette, CB     | 2001– Tracey Wistrom, TE             |
| 1975– Bob Martin, DE        | 1991– Erik Wiegert, OT       | 2002– John Garrison, C               |
| 1976– Vince Ferragamo, QB   | 1992– Travis Hill, OLB       | 2002– DeJuan Groce, CB               |
| 1976– Clete Pillen, LB      | 1992– John Parrella, DT      | 2002– Chris Kelsay, RE               |
| 1977– Greg Jorgensen, OG    | 1992– Jim Scott, C           | 2003– Jammal Lord, QB                |
| 1977– Jeff Carpenter, LB    | 1992– William Washington, TE | 2003– Judd Davies, FB                |
| 1978– Tom Sorley, QB        | 1993– Trev Alberts, OLB      | 2003– Trevor Johnson, DE             |
| 1978– George Andrews, DE    | 1993– Gerald Armstrong, TE   | 2003– Demorrio Williams, WLB         |
| 1979– Tim Smith, SE         | 1993– Kevin Ramaekers, DT    | 2003– plus one special teams captain |
| 1979– Lawrence Cole, DE     | 1993– John Reece, CB         | 2003– each game                      |
| 1980– Randy Schleusener, OG | 1994– Terry Connealy, DT     | 2004– Josh Bullocks, FS              |
| 1980– Derrie Nelson, DE     | 1994– Ed Stewart, LB         | 2004– Joe Dailey, QB                 |
| 1981– Mark Mauer, QB        | 1994– Zach Wiegert, OT       | 2004– Ross Pilkington, WR            |
| 1981– Jimmy Williams, DE    | 1994– Rob Zatechka, OT       | 2004– Barrett Ruud, MLB              |
| 1982– Dave Rimington, C     | 1995– Phil Ellis, LB         | 2005– Daniel Bullocks, SS            |
| 1982– Steve Damkroger, LB   | 1995– Aaron Graham, C        | 2005– Cory Ross, IB                  |
| 1983– Turner Gill, QB       | 1995– Mark Gilman, TE        | 2006– Zac Taylor, QB                 |
| 1983– Mike Keeler, DT       | 1995– Christian Peter, DT    | 2006– Adam Carriker, DE              |
| 1983– Dean Steinkuhler, OG  | 1995– Tony Veland, FS        | 2006– Bradon Rigoni, DB              |
| 1983– Mike Tranmer, MG      | 1996– Damon Benning, IB      |                                      |
| 1984– Bret Clark, S         | 1996– Chris Dishman, OG      |                                      |
| 1984– Jeff Smith, IB        | 1996– Mike Minter, ROV       |                                      |
| 1985– Mark Traynowicz, C    | 1996– Jared Tomich, RE       |                                      |
| 1985– Mike Knox, LB         | 1996– Jason Peter, DT        |                                      |
| 1985– Bill Lewis, C         | 1996– Aaron Taylor, OG       |                                      |
| 1985– Jim Skow, DT          | 1996– Grant Wistrom, RE      |                                      |
| 1986– Marc Munford, LB      | 1996– Jay Foreman, LB        |                                      |
| 1986– Stan Parker, OG       | 1996– Josh Heskew, C         |                                      |
| 1986– Chris Spachman, DT    | 1996– Sheldon Jackson, TE    |                                      |
| 1986– plus one game captain | 1997– Chad Kelsay, RE        |                                      |
| 1987– John McCormick, OG    | 1997– Joel Makovicka, FB     |                                      |
| 1987– Neil Smith, MG        |                              |                                      |
| 1987– Doug Welniak, LB      |                              |                                      |

\*Albert Troyer elected but was then injured and became manager

\*\*Replaced Mockett after first game

# Husker Postseason Game Participants



Linebacker Barrett Ruud (right) became Nebraska's all-time tackle leader in 2004, breaking Jerry Murtaugh's 23-year-old record. Murtaugh (left) appeared in the Hula Bowl in 1971, while Ruud became NU's 85th participant in the Senior Bowl in 2004.

## East-West Shrine

### San Francisco, Calif.

- 1925– Harold Hutchison, C
- 1926– Lonnie Stiner, T
- 1927– Glenn Presnell, HB  
Roy Randels, T
- 1928– Dan McMullen, G  
Blue Howell, HB
- 1929– Clair Sloan, B  
Ray Richards, T
- 1930– Marion Broadstone, T  
Elmer Greenberg, G
- 1931– Charles Justice, G  
George Koster, G
- 1932– Lawrence Ely, C  
Steve Hokuf, E
- 1933– Gail O'Brien, T  
George Sauer, FB
- 1934– Frank Meier, C
- 1935– Jerry LaNoue, HB  
Bernard Scherer, E
- 1936– Lloyd Cardwell, HB  
Sam Francis, FB  
Les McDonald, E
- 1937– Biff Jones, coach  
Elmer Dohrmann, E  
Fred Shirey, T
- 1938– Charles Brock, C
- 1939– Sam Schwartzkopf, T
- 1941– George Abel, G  
Vike Francis, FB
- 1944– Bob DeFruiter, HB
- 1949– Tom Novak, C
- 1950– Fran Nagle, QB  
Charles Toogood, T
- 1951– Frank Simon, E
- 1952– Ed Husmann, OT

- Bobby Reynolds, HB
- 1953– Ted Connor, OT
- 1955– Rex Fischer, QB
- 1962– Bill Thornton, FB
- 1968– Dick Davis, FB  
Joe Armstrong, G  
Bob Devaney, head coach
- 1977– Tom Davis, C  
Stan Waldemore, OT
- 1978– Barney Cotton, G
- 1979– Tim Smith, SE/P
- 1980– Russell Gary, S
- 1981– Ric Lindquist, CB  
Henry Waechter, DT
- 1982– Steve Damkroger, LB  
Randy Theiss, OT  
Toby Williams, DT
- 1983– Turner Gill, QB  
Mike Rozier, IB  
Irving Fryar, WB  
Scott Raridon, OT
- 1984– Jeff Smith, IB
- 1986– Marc Munford, LB  
Dale Klein, PK
- 1987– Tom Banderas, TE  
Tim Rother, DT
- 1988– LeRoy Etienne, LB  
Todd Millikan, TE  
Steve Taylor, QB
- 1989– Ken Clark, RB  
Doug Glaser, OT  
Jake Young, C
- 1990– Bruce Pickens, CB
- 1991– Tyrone Legette, CB
- 1992– Will Shields, OG
- 1994– Barron Miles, CB  
Ed Stewart, LB

- Rob Zatechka, OT
- 1995– Tommie Frazier, QB  
Aaron Graham, C
- 1996– Adam Treu, OT
- 1997– Scott Frost, QB
- 1998– Jay Foreman, MLB
- 2000– Correll Buckhalter, IB  
Russ Hochstein, OG
- 2001– Jamie Burrow, MLB
- 2002– Dahrran Diedrick, IB
- 2005– Cory Ross, IB  
Le Kevin Smith, DT

## College All-Star

### Chicago, Ill. (discontinued, 1976)

- 1934– George Sauer, FB  
Bernie Masterson, QB
- 1937– Sam Francis, FB  
Lloyd Cardwell, HB
- 1938– Fred Shirey, T
- 1939– Charles Brock, C
- 1940– Bob Seeman, E
- 1941– Herman Rohrig, HB  
Ray Prochaska, E  
Warren Alfson, G
- 1942– Clarence Herndon, T  
George Abel, G
- 1944– Ted Kenfield, FB
- 1950– Tom Novak, C
- 1951– Fran Nagle, QB
- 1963– Bill Thornton, FB
- 1964– Lloyd Voss, OT  
Dennis Claridge, QB
- 1966– Walt Barnes, OT
- 1967– Carel Stith, OT
- 1968– Wayne Meylan, MG
- 1971– Bob Newton, OT
- 1972– Jeff Kinney, HB  
Van Brownson, QB  
Jerry Tagge, QB  
Larry Jacobson, DT  
Bob Devaney, head coach  
assistant coaches  
Mike Corgan  
Cletus Fischer  
Carl Selmer  
Tom Osborne  
Monte Kiffin  
John Melton  
Warren Powers
- 1973– Bill Olds, FB  
Joe Blahak, DB  
Rich Glover, MG
- 1975– Tom Ruud, LB  
Bob Nelson, LB  
Tom Alward, OG

## Blue-Gray

### Montgomery, Ala.

- 1947– Fred Lorenz, G  
Frank Wilkins, G
- 1960– Ron McDole, T
- 1962– Dennis Stuewe, HB  
Warren Powers, FB  
Dwain Carlson, G
- 1965– Kent McCloughan, HB
- 1968– Barry Alvarez, LB  
Jim McCord, DT  
Wayne Meylan, MG
- 1969– Bob Liggett, DE
- 1977– Rene Anderson, DB

## Hula Bowl

### Honolulu, Hawaii

- 1965– Kent McCloughan, HB
- 1966– Walt Barnes, OT  
Freeman White, SE
- 1967– LaVerne Allers, OG
- 1968– Wayne Meylan, MG
- 1969– Joe Armstrong, OG
- 1970– Glenn Patterson, C  
Mike Wynn, DE
- 1971– Jerry Murtaugh, LB  
Joe Orduna, HB
- 1972– Dick Rupert, OG  
Jerry Tagge, QB  
Jeff Kinney, HB  
Bob Devaney, head coach
- 1973– Johnny Rodgers, WB  
Bill Olds, FB
- 1974– Steve Manstedt, DE
- 1975– Tony Davis, FB  
Bob Martin, DE
- 1976– Vince Ferragamo, QB  
Dave Butterfield, DB
- 1977– Tom Davis, C
- 1978– Kelvin Clark, OT  
Rick Berns, IB  
George Andrews, DE
- 1979– Junior Miller, TE  
I.M. Hipp, IB
- 1980– Jarvis Redwine, IB  
Derrie Nelson, DE
- 1981– Dan Hurley, OT  
Jimmy Williams, DE
- 1982– Roger Craig, IB  
Dave Rimington, C  
Jamie Williams, TE
- 1983– Dean Steinkuhler, OG
- 1985– Todd Frain, TE
- 1986– Tom Welter, OT
- 1987– Keith Jones, IB  
Keven Lightner, OT
- 1988– Todd Millikan, TE  
Broderick Thomas, OLB
- 1989– Doug Glaser, OT
- 1990– David Edeal, C
- 1992– Will Shields, OG
- 1993– Toby Wright, ROV
- 1994– Troy Dumas, LB  
Donta Jones, OLB
- 1995– Brook Berringer, QB  
Clinton Childs, IB  
Phil Ellis, LB  
Tony Veland, FS  
Tyrone Williams, CB
- 1996– Brian Schuster, FB
- 1997– Eric Anderson, OT  
Scott Frost, QB  
Eric Warfield, DB
- 1998– Kris Brown, PK  
Jay Foreman, MLB  
Josh Heskew, C
- 1999– Dan Hadenfeldt, P  
Aaron Wills, RE  
Eric Johnson, LB
- 2000– Dan Hadenfeldt, P  
Russ Hochstein, OG
- 2001– Eric Crouch, QB
- 2002– Josh Brown, PK  
Jon Clanton, DT  
Wilson Thomas, SE
- 2005– Titus Adams, DT

## Senior Bowl

### Mobile, Ala.

- 1950– Fran Nagle, B
- 1953– John Bordogna, QB
- Jerry Minnick, T
- 1954– Don Glantz, T
- 1960– Ron McDole, T
- 1961– Mick Tinglehoff, C
- 1963– Lloyd Voss, T
- John Kirby, G
- 1964– Larry Kramer, T
- Bob Hohn, HB
- 1965– Tony Jeter, TE
- Walt Barnes, OT
- 1966– Pete Tatman, FB
- Harry Wilson, HB
- Larry Wachholtz, DB
- Carel Stith, DT
- 1967– Barry Alvarez, LB
- Jim McCord, DT
- 1969– Dana Stephenson, DB
- Ken Geddes, LB
- Jim McFarland, TE
- 1970– Dave Walline, DT
- Bob Newton, OT
- 1971– Larry Jacobson, DT
- 1972– Willie Harper, DE
- Doug Dumler, C
- 1973– Daryl White, OT
- John Dutton, DT
- Rich Sanger, PK
- 1974– Tom Ruud, LB
- Bob Nelson, LB
- Dave Humm, QB
- 1975– Rik Bonness, C
- Wonder Monds, DB
- 1976– Bob Lingenfelter, OT
- Mike Fultz, DT
- 1977– Greg Jorgensen, OG
- Ken Spaeth, TE
- Stan Waldemore, OT
- 1979– Kelly Saalfeld, C
- Bill Barnett, DT
- Rod Horn, DT
- 1980– Russell Gary, S
- 1981– Phil Bates, FB
- Jeff Krejci, S
- 1982– Allen Lyday, CB
- Dave Rimington, C
- Jamie Williams, TE
- 1984– Mark Behning, OT

- 1985– Bill Lewis, C
- 1986– Danny Noonan, MG
- Stan Parker, OG
- 1987– Tim Rother, DT
- 1988– Dana Brinson, WR
- 1989– Jeff Mills, OLB
- 1990– Kenny Walker, DT
- 1992– Tyrone Hughes, SE/CB
- 1993– John Reece, FS
- 1994– Terry Connealy, DT
- Brenden Stai, OG
- 1996– Michael Booker, CB
- Chris Dishman, OT
- Mike Minter, ROV
- Jared Tomich, RE
- Jamel Williams, LB
- 1997– Aaron Taylor, OG
- 1998– Chad Kelsay, RE
- Mike Rucker, RE
- Jason Wiltz, DT
- Kris Brown, PK
- Joel Makovicka, FB
- 1999– Steve Warren, DT
- Ralph Brown, CB
- Mike Brown, ROV
- 2000– Bobby Newcombe, WB
- Carlos Polk, MLB
- Dan Alexander, IB
- Kyle Vanden Bosch, RE
- 2001– Keyuo Craver, CB
- Tracey Wistrom, TE
- 2002– DeJuan Groce, CB
- Chris Kelsay, RE
- 2003– Kyle Larson, P
- Demorrio Williams, WLB
- 2004– Barrett Ruud, MLB
- 2005– Daniel Bullocks, SS
- Sam Koch, P

## Shrine North-South

### Miami, Fla. (discontinued 1969)

- 1950– Don Strasheim, G
- 1953– John Bordogna, B
- 1960– Pat Fischer, QB
- 1969– Al Larson, DB

## All-American Bowl

- (discontinued 1975)
- 1961– Mick Tinglehoff, C
- 1969– Dana Stephenson, DB
- Sherwin Jarmon, DE

- Jim McFarland, TE
- 1970– Guy Ingles, SE
- Paul Rogers, PK
- Dan Schneiss, FB
- 1971– Van Brownson, QB
- Keith Wortman, OG
- Carl Johnson, OT
- Bob Devaney, coach
- 1972– Rich Glover, MG
- Bill Janssen, DT
- Joe Blahak, DB
- Jerry List, TE
- Gary Dixon, HB
- Monte Johnson, DT
- 1974– Bob Thornton, DB
- Zaven Yaralian, DB
- John Bell, MG
- 1975– Jimmy Burrow, DB

## Coaches All-America Game

### Lubbock, Texas (discontinued 1975)

- 1961– Ron McDole, T
- 1963– Dwain Carlson, G
- Bill Thornton, FB
- 1964– Dennis Claridge, QB
- Lloyd Voss, OT
- Bob Brown, OG
- 1965– Larry Kramer, OT
- Lyle Sittler, C
- 1966– Freeman White, SE
- Tony Jeter, TE
- Walt Barnes, OT
- 1967– Kelly Petersen, C
- Larry Wachholtz, DB
- Harry Wilson, HB
- 1968– Wayne Meylan, MG
- 1970– Bob Liggett, DT
- Jim McFarland, TE
- Ken Geddes, LB
- 1971– Jerry Murtaugh, LB
- Joe Orduna, HB
- Bob Newton, OT
- Dan Schneiss, FB
- Bob Devaney, coach
- 1972– Jeff Kinney, HB
- Jerry Tagge, QB
- Larry Jacobson, DT
- 1975– Dave Humm, QB
- Marvin Crenshaw, OT

## Southwest Challenge Bowl

### (1962 only)

- 1962– Tyrone Robertson, T
- Gary Toogood, G
- Dwain Carlson, G
- Bill Thornton, FB

## Japan Bowl

### Tokyo, Japan (discontinued, 1991)

- 1975– Tony Davis, FB
- Bob Martin, DE
- 1976– Vince Ferragamo, QB
- Dave Butterfield, DB
- 1977– Tom Davis, C
- 1978– Rick Berns, IB
- George Andrews, DE
- 1979– Tim Smith, SE
- Junior Miller, TE
- I.M. Hipp, IB
- 1980– Jarvis Redwine, IB
- Derrie Nelson, DE
- 1981– Dan Hurley, OT
- Ric Lindquist, CB
- Jimmy Williams, DE
- 1982– Roger Craig, IB
- Randy Theiss, OT
- Jamie Williams, TE
- 1983– Dean Steinkuhler, OG

- Mike Rozier, IB
- Turner Gill, QB (MVP)
- Irving Fryar, WB
- 1984– Bret Clark, S
- Jeff Smith, HB
- Mark Traynowicz, C
- 1985– Mike Knox, LB
- Tom Rathman, FB
- Jim Skow, DT
- 1986– Brian Davis, CB
- Danny Noonan, MG
- Chris Spachman, DT
- 1987– Tom Banderas, TE
- Neil Smith, DE
- 1988– Mark Blazek, S
- Dana Brinson, WR
- Broderick Thomas, OLB
- 1989– Jake Young, C
- 1990– Reggie Cooper, S
- Mike Croel, OLB
- Kenny Walker, DT
- 1991– Pat Engelbert, MG
- Nate Turner, WB

## Olympia Gold Bowl

### San Diego, Calif. (1981 only)

- 1981– Rodney Lewis, CB
- Sammy Sims, S
- Henry Waechter, DE

## Canadian-American Bowl

### Tampa, Fla. (discontinued 1979)

- 1976– Jim Pillen, M

## Challenge Bowl

### Seattle, Wash. (1977-78 only)

- 1978– Tom Sorley, QB
- Jim Pillen, M
- Kelvin Clark, OT
- Barney Cotton, OG
- Billy Todd, PK
- Bruce Dunning, LB

## Gridiron Classic

### Orlando, Fla.

- 1998– Kris Brown, PK
- 1999– Adam Julch, OT
- 2000– Dan Hadenfeldt, P
- 2001– Jeremy Slechta, DT
- 2002– John Garrison, C
- Scott Shanle, LB
- 2003– Jammal Lord, QB
- T.J. Hollowell, LB

## Paradise Bowl

### St. George, Utah

- 2002– Thunder Collins, IB

## Las Vegas Football Classic

### Las Vegas, Nev.

- 2004– Mike Erickson, OT



Defensive tackle Titus Adams represented Nebraska in the Hula Bowl following the 2005 season. Adams went on to be chosen in the seventh round of the 2006 NFL Draft.



# Nebraska Football Hall of Fame

## National Champs Head Hall of Fame Class

The Nebraska Football Hall of Fame Class features a distinct national championship flavor in 2006, with five former Huskers from NU's back-to-back title-winning teams in 1994-95.

The Nebraska Football Hall of Fame is sponsored by the Nebraska Chapter of the National Football Foundation and College Football Hall of Fame. The College Football Hall of Fame opened in South Bend, Ind., in 1995. The Nebraska Hall of Famers will be enshrined at a special reception on Sept. 8, and will be introduced at the Nicholls State game on Sept. 9.

The Nebraska Chapter will present its Clarence Swanson Memorial Award to the Richard A. Robinson Family of Norfolk, Neb., and its Lyell Bremser Special Merit Award to Irv Veitzer of Omaha.

## The 2006 Inductees

**Chris Dishman** – A four-year letterman who helped Nebraska to back-to-back national titles in 1994 and 1995, Dishman anchored a dominant offensive line that paved the way for NCAA rushing title in both 1994 and 1995. NU rolled to a nation-leading 399.8 rushing yards in 1995, when the Huskers produced a school-record 556.3 yards of total offense per game. During his four-year career, NU was a remarkable 47-3 overall. The Cozad, Neb., native earned all-conference honors as a tackle in 1995 and as a guard in 1996. A team captain in 1996, Dishman was a fourth-round NFL Draft choice of Arizona and spent seven seasons with the Cardinals from 1997 to 2003.

**Bob Lingenfelter** – A three-year letterman as a tackle, Lingenfelter earned All-Big Eight honors in 1976. The Plainview, Neb., native helped the Huskers capture Hall of Fame Coach Tom Osborne's first Big Eight title in 1975, while ranking among the nation's top 15 teams in total offense each season. Lingenfelter was a seventh-round NFL Draft pick of the Cleveland Browns in 1977. He spent one season with the Browns in 1977, before playing for the Minnesota Vikings in 1978 and 1979.

**Mike Minter** – A four-year letterwinner as one of the best defensive backs in school history, Minter helped the Huskers to national titles as a rover in 1994 in 1995. The Lawton, Okla., native earned All-Big 12 honors as a senior in 1996, when he joined fellow 2006 Hall of Fame inductees Chris Dishman and Jared Tomich as team captains. Although he missed most of the 1994 season with an injury, Minter ended his NU career with 134 tackles, including eight tackles for loss, while adding seven interceptions. Minter was a second-round NFL Draft pick of Carolina in 1997, and he helped the Panthers to one Super Bowl appearance. Minter has spent nine seasons with Carolina and is the club's all-time leading tackler with more than 700 stops in 132 career games.

**Christian Peter** – A starting defensive tackle on Nebraska's 1994 and 1995 national championship teams, Peter was at the center of a dominant Blackshirt defense. The Locust, N.J., native was an All-Big Eight selection as a senior in 1995, when the Huskers allowed just 78.4 rushing yards per game to rank second nationally. NU also ranked among the top five nationally in scoring defense in both 1994 and 1995. He closed his NU career with 124 tackles, including 20 tackles for loss with nine sacks. Peter was a fifth-round NFL Draft choice of New England in 1996. He played in the NFL for six seasons, including four with the New York Giants (1997-2000), one with Indianapolis (2001) and one with the Chicago Bears (2002).

**Jared Tomich** – The only Husker All-American in this year's Hall of Fame class, Tomich earned All-America honors as a rush end in 1995 and 1996. The St. John, Ind., native closed his NU career with 91 total tackles, including 26 tackles for loss and 16 sacks. Ten of Tomich's sacks came as a junior in 1995, when he helped one of the most dominant NU defenses in school history rank No. 2 nationally with just 78.4 rushing yards allowed per game. A finalist for the Lombardi Award, Tomich was also extremely active in the community and earned a spot on the CFA Good Works Team in 1996. A second-round NFL Draft pick of New Orleans in 1997, Tomich spent four seasons with the Saints from 1997 through 2000, before closing his career with the Green Bay Packers in 2002.

**Kerry Weinmaster** – A four-year letterman and an All-Big Eight middle guard for the Huskers in 1979, Weinmaster finished his career with 165 tackles, including 39 tackles for loss. The North Platte, Neb., native helped the Huskers to a share of the Big Eight title in 1978. He also helped Nebraska finish in the top 10 in the national rankings three times.

**Tyrone Williams** – A two-time first-team All-Big Eight honoree as a lock down corner for the Huskers, Williams was a three-year starter in the NU secondary from 1993 to 1995. In his three years on the field for the Huskers, Williams helped NU to an amazing 36-1 record, two national titles and three Big Eight crowns. The native

of Palmetto, Fla., posted 95 tackles to go along with five career interceptions and 11 pass breakups, as opposing teams rarely threw his direction. A third-round NFL Draft pick of Green Bay in 1996, Williams spent nine seasons overall in the NFL. He helped the Packers to Super Bowls in 1997 and 1998, spending seven seasons in Green Bay from 1996 to 2002. He spent 2003 with the Atlanta Falcons before closing his career in 2004 with the Dallas Cowboys.

## New Hall of Famers from the State College ranks include:

**Dr. Herbert Meyer**—A standout athlete who went on to become both a coach and athletic director at Concordia College, Meyer's football and track and field teams at Concordia each won three conference titles. He also coached the basketball team for two seasons.

**Dr. Rex Grosshart**—A Little All-American as a sophomore and a three-time Nebraska College Conference All-Star, Grosshart played for Doane College from 1947 to 1950. He helped lead Doane to a 1949 Bean Bowl victory over Colorado State in Scottsbluff, which marked the first-ever postseason bowl win by a college team from the state of Nebraska. A graduate of Grand Island High School, Grosshart coached at McCook, York and Alliance and Bakersfield (Calif.) Junior College. Grosshart passed away in 2005.

**Carl Meyers**—A two-time All-Central Intercollegiate Conference quarterback at Nebraska-Omaha, Meyers helped UNO to a pair of conference titles after transferring from Wyoming. At UNO, he set an NAIA record with his 99-yard touchdown pass to Roger Sayers. Meyers was a graduate of Omaha Creighton Prep and played in the 1959 Shrine Bowl.

**Robert Oetting**—A Little All-American at Concordia College, Oetting was an all-district and All-Tri State Conference tackle from 1961 to 1964. He went on to play for the Los Angeles Rams in the NFL, and for Toronto and Vancouver in the Canadian Football League.

## Nebraska Hall of Fame

Years listed indicate years letters were earned.  
(Number in parenthesis represents year enshrined)

A-E	
Fred Abboud, Omaha U., 1947-50 (1985)	Johnny Bender, Nebraska, 1900-04 (1975)
George Abel, Nebraska, 1939-41 (1984)	Joy Berquist, Nebraska, 1921-23 (1998)
Harlan Aden, Omaha U., 1963-65 (1997)	Rick Berns, Nebraska, 1976-78 (1992)
Trev Alberts, Nebraska, 1990-93 (1994)	Joe Blahak, Nebraska, 1970-72 (1990)
Warren Alfson, Nebraska, 1938-40 (1975)	Paul Blazeovich, Omaha U., 1959-62 (1984)
Gerald Allen, Omaha U., 1962-65 (2005)	Don Boll, Nebraska, 1950-52 (1990)
LaVerne Allers, Nebraska, 1964-66 (1995)	Rik Bonness, Nebraska, 1972-75 (1981)
Paul Amen, Nebraska, 1935-37 (1983)	John Bordogna, Nebraska, 1951-53 (1988)
Frosty Anderson, Nebraska, 1971-73 (1994)	Jon Bostick, Nebraska, 1989-91 (2004)
Jim Anderson, Nebraska, 1969-71 (1997)	Shawn Bouwens, Nebraska Wesleyan, 1986-89 (2002)
George Andrews, Nebraska, 1976-78 (1985)	Dale Bradley, Nebraska, 1940-42 (1998)
Joe Arenas, Omaha U., 1947-50 (1977)	Nate Bradley, Peru State, 1988-91 (2001)
Joe Armstrong, Nebraska, 1966-68 (1994)	Marlin Briscoe, Omaha U., 1963-67 (1978)
Al Bahe, Wayne State, 1946-48 (1996)	Marion Broadstone, Nebraska, 1928-30 (2001)
Walt Barnes, Nebraska, 1963-65 (1988)	Charlie Brock, Nebraska, 1936-38 (1972)
Forrest Behm, Nebraska, 1937-40 (1980)	Bob Brown, Nebraska, 1961-63 (1977)

# Nebraska Football Hall of Fame

Jerry Brown, Nebraska,  
1955-57 (1997)

Charles Bryant, Nebraska,  
1951-54 (1987)

Dave Butterfield, Nebraska,  
1974-76 (1996)

Lloyd Cardwell, Nebraska,  
1934-36 (1972)

Ihling L. Carskadon, Kearney State,  
1924-27 (2004)

Kaye Carstens, Nebraska,  
1964-66 (2000)

Guy Chamberlin, Nebraska,  
1913-15 (1971)

Bob Churchich, Nebraska,  
1964-66 (1989)

Brett Clark, Nebraska,  
1982-84 (1996)

Kelvin Clark, Nebraska,  
1976-78 (2002)

Dennis Claridge, Nebraska,  
1961-63 (1976)

Ted Connor, Nebraska,  
1952-53 (2005)

Tim H. Corey, Nebraska,  
1914-16 (2002)

Roger Craig, Nebraska,  
1980-82 (1989)

Marvin Crenshaw, Nebraska,  
1972-74 (2003)

Mike Croel, Nebraska,  
1987-90 (2003)

Eric Crouch, Nebraska,  
1998-2001 (2002)

Clayton Curtis, Nebraska,  
1950-52 (1991)

Steve Damkroger, Nebraska,  
1979-82 (1995)

Dick Davis, Nebraska,  
1966-68 (1995)

Tom Davis, Nebraska,  
1975-77 (2003)

Tony Davis, Nebraska,  
1973-75 (1991)

Jack Dodd, Nebraska,  
1935, 37-38 (1996)

Elmer Dohrmann, Nebraska,  
1934-37 (1980)

Pat Donohoe, Wayne State,  
1973-76 (1998)

Ron Douglas, Nebraska,  
1934-36 (1995)

Ted Doyle, Nebraska,  
1935-37 (1990)

Charles Duda, Nebraska,  
1941-42 (1994)

John Dutton, Nebraska,  
1970-73 (1981)


Lawrence Ely, Nebraska,  
1930-32 (1974)

Dennis Emanuel, Nebraska,  
1951-52 (1990)

Tom Emel, Hastings  
1947-50 (2005)

Bill Engelhardt, Omaha U.,  
1953-56 (1974)

Scott Engelhardt, Midland Lutheran,  
1977-80 (2003)



**Wayne Meylan earned All-America honors for the Huskers as a middle guard for Coach Bob Devaney in 1966 and 1967. He was inducted into the Nebraska Football Hall of Fame in 1979.**

## F-J

Burton "Bud" Feaster, York,  
1936-38, (1999)

Vince Ferragamo, Nebraska,  
1975-76 (1984)

Cletus Fischer, Nebraska,  
1945-48 (1979)

Pat Fischer, Nebraska,  
1958-60 (1974)

Rex Fischer, Nebraska,  
1955-56 (1987)

Dr. George Flippin, Nebraska,  
1891-94 (1974)

Sam Francis, Nebraska,  
1934-36 (1972)

Vike Francis, Nebraska,  
1939-40 (1986)

Owen Frank, Nebraska,  
1909-11 (1999)

Andra Franklin, Nebraska,  
1977-80 (1990)

Tommie Frazier, Nebraska,  
1992-95 (1996)

Bob Frieze, Midland Lutheran,  
1959-61 (1999)

Irving Fryar, Nebraska,  
1981-83 (1993)

Danny Fulton, Nebraska-Omaha,  
1975-77 (1987)

Mike Fultz, Nebraska,  
1974-76 (1988)

Gerry Gdowski, Nebraska,  
1987-89 (2000)

Ken Geddes, Nebraska,  
1967-69 (1996)

Turner Gill, Nebraska,  
1981-83 (1989)

Don Glantz, Nebraska,  
1953-54 (1999)

Doug Glaser, Nebraska,  
1987-89 (2002)

Rich Glover, Nebraska,  
1970-72 (1973)

Aaron Graham, Nebraska,  
1992-95 (2005)

Larry Green, Doane,  
1966-69 (2002)

Elmer Greenberg, Nebraska,  
1927-30 (1979)

Willie Greenlaw, Nebraska,  
1955-56 (1989)

Harry Grimminger, Nebraska,  
1982-84 (2003)

Harold Haberman, York College,  
1937-40 (1993)

Vic Halligan, Nebraska,  
1912-14 (1973)

Willie Harper, Nebraska,  
1970-72 (1983)

Robert Hauver, Kearney State,  
1945-48 (1995)

Max Hester, Kearney State,  
1937-39 (1989)

ReVoe Hill, Midland Lutheran,  
1938-41, 1946 (1995)

Travis Hill, Nebraska,  
1989-92 (2005)

I.M. Hipp, Nebraska,  
1977-79 (1995)

Steve Hokuf, Nebraska,  
1929-32 (1980)

Alvin Holder, Peru State,  
1979-81 (1999)

Harry Hopp, Nebraska,  
1938-40 (1985)

Rod Horn, Nebraska,  
1977-79 (2003)

Edward E. "Blue" Howell, Nebraska,  
1926-28 (1978)

Johnny Howell, Nebraska,  
1935-37 (1997)

Marion Hudson, Dana College,  
1952-55 (1994)

Dave Humm, Nebraska,  
1972-74 (1985)

Richard Hutton, Nebraska,  
1946-48 (1995)

Guy Ingles, Nebraska,  
1968-70 (1995)

Larry Jacobsen, Kearney State,  
1956-59 (1988)

Larry Jacobson, Nebraska,  
1969-71 (1979)

Ted James, Nebraska,  
1926-28 (1982)

Tony Jeter, Nebraska,  
1963-65 (1986)

Larry Johnson, Omaha U.,  
1949-52 (1987)

Calvin Jones, Nebraska,  
1991-93 (2004)

Keith Jones, Nebraska,  
1984-87 (2004)

## K-O

Mike Kennedy, Nebraska,  
1963-65 (1998)

Jeff Kinney, Nebraska,  
1969-71 (1981)

Johnny Knolla, Creighton,  
1938-40 (1975)

Mike Knox, Nebraska,  
1981-85 (2004)

Craig Koizan, Doane College,  
1965-68 (1996)

Bill Kosch, Nebraska,  
1969-71 (1997)

George Koster, Nebraska,  
1929-31 (1986)

Ernest Kroger, Nebraska,  
1907-08 (2003)

Tom Kropp, Kearney State,  
1972-75 (1986)

Larry Kramer, Nebraska,  
1962-64 (1987)

Rod Kush, Nebraska-Omaha,  
1976-78 (1989)

Verne Lewellen, Nebraska,  
1921-23 (1975)

Bill Lewis, Nebraska,  
1983-85 (2003)

Virgil (Joe) Lindahl, Wayne State,  
1937-40 (1973)

Walter "Butch" Luther, Nebraska,  
1938-40 (1986)

Roy (Link) Lyman, Nebraska,  
1919-22 (1972)

John Makovicka, Kearney State,  
1967-70 (1996)

John Marrow, Kearney State,  
1935-36 (1990)

Bob Martin, Nebraska,  
1973-75 (1993)

Bernie Masterson, Nebraska,  
1931-33 (1977)

Burt Mattheis, Wayne State,  
1962-65 (1980)

Bob Matthews, Omaha U.,  
1939-41 (1992)

Les McDonald, Nebraska,  
1934-36 (1991)

Kent McCloughan, Nebraska,  
1962-64 (1993)

Jim McCord, Nebraska,  
1965-67 (2002)

John McCormick, Nebraska,  
1985-87 (2002)

# Nebraska Football Hall of Fame

Jim McFarland, Nebraska,  
1968-69 (1999)

LaVerne McKelvey, Chadron,  
1920-24 (2000)

Daniel McMullen, Nebraska,  
1925-28 (1979)

Jon McWilliams, Nebraska,  
1953-55 (2000)

Bob Mehring, Nebraska,  
1935-37 (1983)

Frank Meier, Nebraska,  
1932-34 (1984)

Rex Mercer, Nebraska Wesleyan,  
1942-48 (1987)

Wayne Meylan, Nebraska,  
1965-67 (1979)

Barron Miles, Nebraska,  
1992-94 (2005)

Junior Miller, Nebraska,  
1977-79 (1988)

Milford "Dub" Miller, Chadron State,  
1931-34 (2004)

Jerry Minnick, Nebraska,  
1951-53 (1981)

E.E. Mockett, Nebraska,  
1890-91 (1994)

Wonder Monds, Nebraska,  
1973-75 (2001)

Gerald Moore, Nebraska,  
1945-46-48 (2001)

William Mueller, Nebraska,  
1947-50 (1996)

Robert Mullen, Nebraska,  
1948-51 (1995)

Marc Munford, Nebraska,  
1984-86 (1997)

Jerry Murtaugh, Nebraska,  
1968-70 (1987)

Brian Muschall, Dana College,  
1986-89 (2003)

Fran Nagle, Nebraska,  
1949-50 (1992)

Derrie Nelson, Nebraska,  
1978-80 (1998)

Bob Newton, Nebraska,  
1969-70 (1989)

Dave Noble, Nebraska,  
1922-24 (1972)

Danny Noonan, Nebraska,  
1984-86 (1991)

Tom Novak, Nebraska,  
1946-49 (1972)

Arnold Oehlrich, Nebraska,  
1925-27 (1989)

Eugene Oetting, Concordia College,  
1951-54 (2000)

Don Olson, Nebraska,  
1957-59 (2000)

Joe Orduna, Nebraska,  
1967-68, 1970 (1990)

## P-R

Adolph "Pat" Panek, Kearney St.,  
1922-24 (1991)

John Parrella, Nebraska,  
1990-92 (2001)

Lee Penney, Nebraska,  
1931-33 (1994)

Jack Petersen, Omaha U.,  
1961-63 (1983)

Greg Peterson, Nebraska Wesleyan,  
1981-83 (2001)

George "Babe" Petrow, Midland Lutheran,  
1940-42 (1990)

Roy "Cowboy" Petsch, Nebraska,  
1938-40 (1982)

Don Pfisterer, Omaha U.,  
1939-41 (1990)

Clete Pillen, Nebraska,  
1974-76 (2003)

Jim Pillen, Nebraska,  
1976-78 (2004)

Alan Pogue, Dana College,  
1984-87 (2005)

Grove Porter, Nebraska,  
1914 (1985)

Glenn Presnell, Nebraska,  
1925-27 (1973)

Fred Preston, Nebraska,  
1939-40 (1992)

Ray Prochaska, Nebraska,  
1938-40 (1986)

Don Purcell, Nebraska,  
1959-61 (1989)

Dominic Raiola, Nebraska,  
1998-2000 (2001)

Randy Rasmussen, Kearney State,  
1964-67 (1974)

Tom Rathman, Nebraska,  
1983-85 (1992)

Jarvis Redwine, Nebraska,  
1979-80 (1999)

Bobby Reynolds, Nebraska,  
1950-52 (1972)

Hugh Rhea, Nebraska,  
1929-31 (1986)

Choppy Rhodes, Nebraska,  
1923-25 (1993)

Ray Richards, Nebraska,  
1927-29 (1984)

Dennis Richnafsky, Nebraska,  
1965-67 (2001)

Dave Rimington, Nebraska,  
1980-83 (1983)

Tyrone Robertson, Nebraska,  
1960-61-62 (1999)

Johnny Rodgers, Nebraska,  
1970-72 (1973)

Paul Rogers, Nebraska,  
1968-70 (1998)

Herman Rohrig, Nebraska,  
1938-40 (1983)

Rudy Rotella, Omaha U.,  
1952-55 (1981)

Dick Rupert, Nebraska,  
1970-71 (2005)

Mike Rozier, Nebraska,  
1981-83 (1984)

Robert Russell, Nebraska,  
1920-22 (2000)

R.B. "Dick" Rutherford, Nebraska,  
1913-15 (1988)

Tom Ruud, Nebraska,  
1972-74 (1997)

## S-Z

Carl Samuelson, Nebraska,  
1945-47 (1982)

George Sauer, Nebraska,  
1931-33 (1971)

Roger Sayers, Omaha U.,  
1960-63 (1988)

Bill Schabacker, Nebraska,  
1951-53 (2001)

Bernie Scherer, Nebraska,  
1933-35 (1985)

Leo Scherer, Nebraska,  
1920-22 (1987)

Vic Schleich, Nebraska,  
1940-42 (1988)

Randy Schleusener, Nebraska,  
1978-80 (2002)

Ed Schwartzkopf, Nebraska,  
1937-40 (1981)

John Sedlacek, Nebraska,  
1945-48 (1998)

Gary SeEVERS, Concordia College,  
1954-57 (2003)

Lynn Senkbeil, Nebraska,  
1964-66 (2002)

Will Shields, Nebraska,  
1989-92 (1993)

Fred Shirey, Nebraska,  
1935-37 (1976)

Carl Samuelson, Nebraska,  
1945-47 (1982)

George Sauer, Nebraska,  
1931-33 (1971)

Roger Sayers, Omaha U.,  
1960-63 (1988)

Bill Schabacker, Nebraska,  
1951-53 (2001)

Bernie Scherer, Nebraska,  
1933-35 (1985)

Leo Scherer, Nebraska,  
1920-22 (1987)

Vic Schleich, Nebraska,  
1940-42 (1988)

Randy Schleusener, Nebraska,  
1978-80 (2002)

Ed Schwartzkopf, Nebraska,  
1937-40 (1981)

John Sedlacek, Nebraska,  
1945-48 (1998)

Gary SeEVERS, Concordia College,  
1954-57 (2003)

Lynn Senkbeil, Nebraska,  
1964-66 (2002)

Will Shields, Nebraska,  
1989-92 (1993)

Fred Shirey, Nebraska,  
1935-37 (1976)

Sylvester V. Shonka, Nebraska,  
1909-11 (1978)

Frank Simon, Nebraska,  
1949-51 (1997)

Sam Singleton, Wayne State,  
1967-70 (2004)

Lyle Sittler, Nebraska,  
1962-64 (1999)

Jim Skow, Nebraska,  
1983-85 (1996)

Clair Sloan, Nebraska,  
1927-29 (1984)

Jack Stoey, Doane College,  
1938-39 (1989)



Defensive tackle Neil Smith claimed All-America honors for the Huskers in 1987, playing under Coach Tom Osborne. Smith was inducted into the Nebraska Football Hall of Fame in 1998.

# Nebraska Football Hall of Fame

Bob Smith, Nebraska,  
1951-54 (1996)

Jeff Smith, Nebraska,  
1982-84 (2004)

Neil Smith, Nebraska,  
1985-87 (1998)

Frank Solich, Nebraska,  
1963-65 (1992)

Cliff Squires, Nebraska Wesleyan,  
1946-49 (1976)

Brenden Stai, Nebraska,  
1991-94 (2004)

Dean Steinkuhler, Nebraska,  
1981-83 (1984)

Arthur Stevenson, Hastings,  
1935-37 (1979)

Ed Steward, Nebraska,  
1991-94 (2004)

Chuck Stickels, Hastings,  
1951-54 (1997)

Scott Strasburger, Nebraska,  
1982-84 (2005)

Don Strasheim, Nebraska,  
1950 (1993)

Clarence Swanson, Nebraska,  
1919-22 (1974)

Jerry Tagge, Nebraska,  
1969-71 (1978)

Aaron Taylor, Nebraska,  
1994-97 (1998)

Steve Taylor, Nebraska,  
1985-88 (1999)

Broderick Thomas, Nebraska,  
1985-88 (1994)

Bill "Thunder" Thornton, Nebraska,  
1960-62 (1985)

Mick Tinglehoff, Nebraska,  
1951-54 (1980)

Charlie Toogood, Nebraska,  
1947-50 (1984)

LaVerne Torczon, Nebraska,  
1954-56 (1987)

Mark Traynowicz, Nebraska,  
1982-84 (1990)

Pat Tyrance, Nebraska,  
1988-90 (2005)

Sam Vacanti, Nebraska,  
1946 (1988)

Ted Vactor, Nebraska,  
1963-65 (2000)

Erick von Fange, Concordia College,  
(1995)

Lloyd Voss, Nebraska,  
1961-63 (1996)

Larry Wachholtz, Nebraska,  
1964-66 (1982)

Kenny Walker, Nebraska,  
1989-90 (2001)

Dave Walline, Nebraska,  
1968-70 (2001)

Ed Weir, Nebraska,  
1923-25 (1971)

Raymond "Bub" Weller, Nebraska,  
1920-22 (1989)

John Westover, Nebraska,  
1897, 1899-1902 (2002)

Daryl White, Nebraska,  
1971-73 (1994)

Freeman White, Nebraska,  
1963-65 (1982)

Oscar Wiberg, Nebraska Wesleyan,  
1923-26 (1973)

Lonnie Wickard, Chadron State,  
1957-58 (2000)

Zach Wiegert, Nebraska,  
1991-94 (1995)

Jamie Williams, Nebraska,  
1979-82 (2003)

Jimmy Williams, Nebraska,  
1979-81 (2001)

Phil Wise, Nebraska-Omaha,  
1968-70 (1982)

Grant Wistrom, Nebraska,  
1994-97 (1998)

Willard Witte, Nebraska,  
1927-29 (1985)

Jake Young, Nebraska,  
1986-89 (2000)

## Coaches

Ross Armstrong, Chadron State,  
1937-53 (1991)

E.E. Bearg, Nebraska,  
1925-28 (1988)

Dana X. Bible, Nebraska,  
1929-36 (1971)

W.C. "Bummy" Booth,  
Nebraska, 1900-05 (1985)

Claire Boroff, Nebraska-Kearney,  
1972-99 (2000)

Sandy Buda, Nebraska-Omaha,  
1978-89 (2001)

Al Caniglia, Nebraska-Omaha,  
1960-74 (1979)

Lloyd Cardwell, Omaha U.,  
1947-59 (1986)

Fred Dawson, Nebraska,  
1921-24 (1971)

Bob Devaney, Nebraska,  
1962-72 (1971)

Jim Dutcher, Doane College,  
1942-52 (1992)

Charlie Foster, Nebraska-Kearney,  
1945-52 (2003)

Bill Glassford, Nebraska,  
1949-55 (2002)

C.L. "Sed" Hartman, Omaha U.,  
1931-42 (1997)

Bill Jennings, Nebraska,  
1957-61 (1996)

Lawrence McCeney "Biff" Jones,  
Nebraska, 1937-41 (1971)

Jerry Joy, Peru State,  
1975-82 (1999)

A.J. Lewandowski, Nebraska,  
1943-44 (1990)

Wendell Maupin, Hastings,  
1971-89 (2004)

Thurlo McCrady, Hastings,  
(1995)

Jack McIntire, Peru State,  
1961-63, 1972-73 (1987)

Tom McLaughlin, Hastings,  
1949-63 (1982)

Spec Nelson, Midland Lutheran,  
1937-42 (1993)

Al Papik, Doane,  
1955-70 (1980)

Dr. Tom Osborne, Nebraska,  
1973-97 (1998)

Paul Peterson, Dana College,  
1942-61 (1994)

E.N. Robinson, Nebraska,  
1896-97 (1971)



**Bob Devaney guided Nebraska to back-to-back national titles in 1970 and 1971. Devaney remains the 11th-winningest coach in Division I-A history, posting an .806 winning percentage in 16 years as a collegiate head coach, including a 101-20-2 (.829) record from 1962 to 1972 at Nebraska.**

Jim Ross, Nebraska (Assistant),  
1962-76 (2005)

E.O. "Jumbo" Stiehm, Nebraska,  
1911-15 (1984)

Don Watchhorn, Midland Lutheran,  
1971-91 (1989)

Al Wheeler, Peru State,  
1938-63 (1983)

Fielding Yost, Nebraska,  
1898 (1971)

Allen H. Zikmund, Kearney State,  
1955-71 (1977)

## Clarence E. Swanson Memorial Award

Inaugurated by the Nebraska chapter in 1972 to honor a person "for outstanding contributions to the University of Nebraska and the Husker athletic department through personal service, personal support of athletic department programs and dedication to the Husker football program and intercollegiate athletics."

1972- Dr. Norman Carlson, Lincoln  
1973- Phil Gerelick, Omaha  
1974- Otto Baumann,  
San Gabriel, Calif.  
1975- Herman Dinklage, Wisner  
1976- Irv Veitzer, Omaha  
1977- York A. Hinman Jr.,  
North Platte  
1978- Emmett J. Junge, Lincoln  
1979- Wally Provost, Omaha  
1980- Lyell Bremser, Omaha  
1981- M.G. "Mutt" Volz, Lincoln  
1982- Jim Beltzer, Grand Island  
1983- George Abel, Lincoln  
1984- Robert Logsdon, Lincoln  
1985- H.W. Monsky, Omaha  
1986- Joseph Carroll, Lincoln  
1987- Dean Kratz, Omaha  
1988- Paul Schorr III, Lincoln  
1989- D.B. "Woody" Varner,  
Lincoln  
1990- Dan Cook, Dallas, Texas

1991- Lee Sapp, Omaha  
1992- Bob Devaney, Lincoln  
1993- Charles C. Myers, Omaha  
1994- Martin Massengale, Lincoln  
1995- Milton Ebers, Fremont  
1996- Richard Herman, Los Angeles  
1997- Don Bryant, Lincoln  
1998- John Payne, Kearney  
1999- Dr. John W. (Jack) Goebel,  
Lincoln  
2000- Howard Hawks, Omaha  
2001- Harold and Marian Andersen,  
Omaha  
2002- Dale Jensen, Scottsdale, Ariz.  
2003- Gates Minnick, Lincoln  
2004- Kenneth Morrison, Hastings  
2005- Russell and E. Louise Brehm,  
Lincoln  
2006- Richard A. Robinson Family,  
Norfolk

## Lyell Bremser Merit Award

Inaugurated by the Nebraska chapter in 1974, to honor a person "with a background of interest in and support of intercollegiate football, who has made a sizeable contribution to society through public service and/or self sacrifice."

1974- Lloyd Grimm, Omaha  
1975- Gregg McBride, Omaha  
Charles S. "Cy" Sherman, Lincoln  
Frederick Ware, Omaha  
1976- Ralph Beechner, Lincoln  
Maurice "Skip" Palrang, Omaha;  
Jim Ross, Lincoln  
1977- Floyd Bottorff, Lincoln  
1978- Paul Schneider, Lincoln  
1979- Ursala Walsh, Lincoln  
1980- John K. Selleck, Lincoln;  
Charles Washington, Omaha  
1981- Burton Newton, Lincoln  
1982- Helen Ruth Wagner, Lincoln  
1983- James S. Pittenger, Lincoln  
1984- Don Bryant, Lincoln

- 1985– George F. Sullivan, Lincoln
- 1986– Dr. Paul Goetowski, Lincoln
- 1987– Dr. Pat Clare, Lincoln
- 1988– Gail Gade, Lincoln
- 1989– Mike Corgan, Lincoln  
Bill Shepard, Lincoln
- 1990– Bob Billings, Omaha
- 1991– Dr. Samuel Fuenning, Lincoln
- 1992– Jack Payne, Omaha
- 1993– Boyd Epley, Lincoln
- 1994– John Melton, Lincoln
- 1995– Al Papik, Lincoln
- 1996– Tom Allan, Omaha
- 1997– Dr. Walter Reiss, California
- 1998– Dr. Raymond Peterson, California
- 1999– Ruth Michalecki, Lincoln
- 2000– John Hay, Sacramento, Calif.
- 2001– Jerry Weber, Lincoln
- 2002– Gary Fouraker, Lincoln
- 2003– Dr. Barbara Hibner, Lincoln
- 2004– Charlie McBride, Fountain Hills, Ariz.
- 2005– Milt Tenopir, Lincoln, Neb.
- 2006– Irv Veitzer, Omaha, Neb.

## Nebraska Chapter, Scholarship Winners

- 1973– Mike Beren, Nebraska
- 1974– Jeff Hill, Nebraska  
Mike O'Holleran, Nebraska
- 1975– Dan Anderson, Nebraska  
Marvin Beck, UNO
- 1976– Mike Coyle, Nebraska  
John Thomsen, UNO
- 1977– Carl Anderson III, UNO  
Duane Fritz, Chadron State
- 1978– Ted Harvey, Nebraska  
Steve Bates, Kearney State
- 1979– Jim Pillen, Nebraska
- 1980– Bill Weidner, Hastings
- 1981– Jeff Finn, Nebraska  
Mark Christensen, Doane
- 1982– Ric Lindquist, Nebraska
- 1983– Mike Mandelko, Nebraska  
Greg Havelka, UNO
- 1984– Mike Tranmer, Nebraska  
Charles Mitchell, Chadron State  
Kirk Hutton, UNO
- 1985– Scott Strasburger, Nebraska
- 1986– Jerry Kripal, UNO
- 1987– Chris Carr, Nebraska  
Paul LaFond, UNO
- 1988– none
- 1989– Tom Welter, Nebraska

- 1990– Bill Bobbora, Nebraska  
John Baumann, Doane  
James Gallentine, Hastings
- 1991– Matt Korte, Concordia
- 1992– Dan Sellon, UNO  
George Achola, Nebraska  
Curtis Fox, Nebraska Wesleyan
- 1993– Mark Fritch, Peru State  
John McMillen, Nebraska
- 1994– Troy Branch, Nebraska  
Ryan Buckley, Hastings  
Stephen Gaines, Peru State
- 1995– Kevin Christiansen,  
Nebraska Wesleyan  
W. LaMont Rainey, Wayne State  
Matt Shaw, Nebraska
- 1996– Steve Volin, Nebraska
- 1997– David Seizys, Nebraska  
Scott Reynolds, Hastings
- 1998– Chad Wiesler, Doane
- 1999– Monte Christo, Nebraska  
Larry Brown, UNO
- 2000– Adam Julch, Nebraska  
Andy Stine, UNO  
Wayne Webster, Doane
- 2001– Mark Pentico, Doane  
Jake McKee, Nebraska
- 2002– Chad Geiger, UNO  
Mike Muma, UNK
- 2003– Will Dabbert, Nebraska  
Justin Stark, Doane
- 2004– Curt Tomasevicz, Nebraska  
Tim Clemenger, Peru State
- 2005– Dusty Keiser, Nebraska  
Randall Hopkins, UNO
- 2006– Blake Tiedtke, Nebraska

## Orange Bowl Hall of Honor Husker Players

- Jerry Tagge (1969-71, 1989\*)
- Rich Glover (1970-72, 1990\*)
- Bob Brown (1961-63, 1994\*)
- Mike Rozier (1981-83, 1995\*)
- Johnny Rodgers (1970-72, 1996\*)
- Irving Fryar (1981-83, 2001\*)
- Tommie Frazier (1992-95, 2002\*)

## Husker Coaches

- Bob Devaney (1962-72, 1976\*)
- Tom Osborne (1973-1997, 1991\*)

\*year of induction



Elected into the Nebraska Football Hall of Fame in 1989 after an outstanding three-year career as the Huskers' starting quarterback from 1981 to 1983, Turner Gill served as an NU assistant coach from 1992 to 2004.

## Nebraska All-Time Assistant Coaches

- Adam, Jerry, 1944
- Albin, Tim, 2003
- Amen, Paul, 1938-41
- Andros, Dee, 1956
- Armstrong, Charles, 1939-42, 1944
- Barnes, Nelson, 1997-2002
- Black, Charley, 1926-30
- Blake, John, 2004-06
- Blazine, A.A., 1947-48
- Bohl, Craig, 1995-2002
- Braley, Jack, 1960-61
- Brown, Ron, 1987-2003
- Browne, W. Harold, 1930-40
- Busch, Bill, 2004-06
- Cabell, Jake, 1979
- Corgan, Mike, 1962-82
- Cosgrove, Kevin, 2004-06
- Cotton, Barney, 2003
- Darlington, George, 1973-2002
- Davis, Bob, 1949-55
- Day, Bill, 1928-31
- DeAngelis, James, 1949
- Downing, Scott, 2003-05
- Duval, Rick, 1973-74
- Elmassian, Phil, 2004-06
- Faris, Robert, 1952-54
- Faulkinberry, Russ, 1959
- Fife, Ralph, 1950-52
- Fischer, Cletus, 1959-85
- Fischer, Pat, 1979
- Franklin, Marvin, 1949-51
- Gill, Turner, 1992-2004
- Gilmore, Ted, 2005-06
- Gillespie, Dave, 1998-2002
- Gordy, John, 1958
- Hanscom, H.H., 1948-53
- Holm, Elmer, 1942
- Huey, Gene, 1977-86
- Ingalls, D. Robert, 1945
- Ingles, Guy, 1976-78
- Jamrog, Jeff, 2000-03
- Janetos, Peter, 1949-52
- Jennings, Bill, 1956
- Johnson, John, 1945, 1947
- Jones, Gomer, 1946
- Jordan, Randy, 2004-06
- Kathol, Gerald, 1946
- Kelly, George, 1960-68
- Kiffin, Monte, 1967-76
- Klein, L.F., 1945-58
- Kovach, John, 1955
- Landry, Jack, 1957
- Lehman, R.G., 1928-31
- Lewandowski, A.J., 1937-42
- Lyman, Roy, 1936-41
- McBride, Charlie, 1977-99
- Mehring, Neal, 1950-51
- Mehring, Robert, 1938
- Meier, Franklin, 1935
- Melton, John, 1962-88
- Miller, H.H., 1948
- Milligan, Walter, 1953-55
- Mills, Robert, 1939
- Monroe, Dick, 1957-61
- Moore, Jerry, 1973-78
- Myles, Bill, 1972-76
- Norvell, Jay, 2004-06
- Nyden, Ed, 1955
- Oakes, B.F., 1926-30
- Osborne, Tom, 1964-72
- Pearce, LeRoy, 1958-61
- Pelini, Bo, 2003
- Pettibone, Jerry, 1980-81
- Petz, Harold, 1936, 1938-40
- Pfeiff, William, 1939, 1942
- Pierce, Jack, 1979-91
- Powers, Warren, 1969-76
- Presnell, Glenn, 1938-41, 1946
- Prochaska, Ray, 1947-48, 1950-54
- Rhodes, John, 1928
- Ross, Jim, 1962-76
- Russell, Dougal, 1947-48
- Samuel, Tony, 1986-96
- Sanders, Marvin, 2003
- Scarborough, Don, 1956-61
- Scherer, Leo, 1928
- Schmakel, Warren, 1957-59
- Schulte, Henry F., 1932-37
- Schultz, Leonard, 1945
- Selmer, Carl, 1962-72
- Solich, Frank, 1979-97
- Sprague, Arthur, 1943-44
- Stauber, Gene, 1956
- Steele, Kevin, 1989-94
- Strasheim, Don, 1954-58
- Strong, David, 1945
- Tenopir, Milt, 1974-2002
- Thornton, Bill, 1970-71
- Thornton, Bob, 1981-85
- Van Zandt, Lance, 1977-80
- Walden, Jim, 1971-72
- Wagner, Dennis, 2004-06
- Watson, Shawn, 2006
- Weir, Ed, 1929-37, 1943
- Williams, Jimmy, 2003
- Williams, John, 1936
- Young, Dan, 1983-2002



All-American rush end Jared Tomich helped the Huskers to back-to-back national championships in 1994 and 1995. The St. John, Ind., native closed his career with 16 sacks before being chosen in the second round of the NFL Draft by New Orleans.

# Nebraska NFL Draftees

**Year— Round—Player, Position, Team**

**1936—** 3rd—Bernie Scherer, E, Green Bay  
(1)

**1937—** 1st—Sam Francis, B, Philadelphia  
(3) 1st—Lloyd Cardwell, B, Detroit  
1st—Les McDonald, E, Chicago

**1938—** 5th—Fred Shirey, T, Philadelphia  
(4) 6th—Elmer Dohmann, E, Washington  
8th—Ted Doyle, T, New York Giants  
9th—Johnny Howell, B, Green Bay

**1939—** 3rd—Charley Brock, C, Green Bay  
(3) 9th—Bill Callihan, B, Detroit  
9th—Bob Mills, T, New York Giants

**1940—** 8th—George Seeman, E, Green Bay  
(1)

**1941—** 3rd—Harry Hopp, B, Detroit  
(6) 4th—Walt Luther, B, Cleveland  
5th—Royal Kahler, T, Philadelphia  
6th—Herman Rohrig, B, Green Bay  
7th—Ray Prochaska, E, Cleveland  
16th—Warren Alfson, G, Brooklyn

**1942—** 5th—Vike Francis, B, Brooklyn  
(3) 16th—George Abel, G, Chicago  
17th—Fred Preston, E, Green Bay

**1943—** 10th—Vic Schleich, T, Brooklyn  
(2) 12th—Al Zikmund, B, Chicago

**1944—** 15th—Bert Gissler, E, Green Bay  
(3) 25th—Howard Debus, B, Boston  
27th—Al Grubaugh, T, Green Bay

**1945—** 13th—Wally Hopp, B, Detroit  
(2) 18th—Frank Hazard, G, Green Bay

**1946—** (none selected)

**1947—** 10th—Carl Samuelson, T,  
(1) Los Angeles Rams

**1948—** 23rd—John Pesek, E, Los Angeles Rams  
(2) 32nd—Tom Novak, C, Philadelphia

**1949—** 23rd—Cletus Fischer, B,  
(1) New York Giants

**1950—** 4th—Tom Novak, C, Chicago  
(2) 26th—Charley Toogood, T, Cleveland

**1951—** 3rd—Charley Toogood, T,  
(2) Los Angeles Rams  
4th—Fran Nagle, B, Philadelphia

**1952—** 14th—Frank Simons, E,  
(1) San Francisco

**1953—** 4th—Don Boll, G, Washington  
(3) 7th—Bobby Reynolds, B, Los Angeles Rams  
9th—Ed Husmann, G, Chicago Cardinals

**1954—** 3rd—Ted Connor, T, Philadelphia  
(3) 9th—Jerry Minnick, G/T, Washington  
14th—Ray Novak, B, Detroit

**1955—** 5th—Don Glantz, T, Washington  
(4) 11th—Ron Clark, B, Green Bay  
15th—Bob Smith, B, Cleveland  
24th—Charles Bryant, G, Green Bay

**1956—** (none selected)

**1957—** 18th—Clarence Cook, E, Los Angeles  
(2) 18th—LaVeme Torczon, G, Cleveland

**1958—** (none selected)

**1959—** (none selected)

**1960—** (none selected)

**1961—** 4th—Ron McDole, T, St. Louis  
(2) 17th—Pat Fischer, B, St. Louis

**1962—** (none selected)

**1963—** 3rd—Dennis Claridge, B,  
(3) Green Bay (future)  
5th—Bill Thornton, B, St. Louis  
11th—Dave Theisen, B, Los Angeles Rams (future)

**1964—** 1st—Bob Brown, G, Philadelphia  
(9) 1st—Lloyd Voss, T, Green Bay  
5th—Rudy Johnson, B, San Francisco  
5th—John Kirby, LB, Minnesota  
9th—Willie Ross, B, St. Louis

15th—Monte Kiffin, T, Minnesota  
9th—Larry Kramer, T, Baltimore (future)  
18th—Robert Jones, G, Washington  
20th—Bob Hohn, HB, Los Angeles Rams (future)

**1965—** 3rd—Kent McCloughan, B,  
(3) Washington  
12th—John Strohmeier, T, Washington (future)  
19th—Preston Love, B, Detroit

**1966—** 2nd—Walt Barnes, T, Washington  
(8) 3rd—Tony Jeter, E, Green Bay  
3rd—Bob Pickens, OT, Chicago (future)  
12th—Dick Czup, OT, Cleveland (future)  
13th—James Brown, G, St. Louis  
16th—Lynn Senkbeil, LB, Chicago (future)  
19th—Dick Fitzgerald, T, San Francisco (future)

**1967—** 3rd—Harry Wilson, HB, Philadelphia  
(5) 4th—Carel Stith, OT, Houston  
9th—Ron Kirkland, HB, Baltimore  
10th—Pete Tatman, FB, Minnesota  
13th—Kaye Carstens, DB, Chicago

**1968—** 4th—Wayne Meylan, LB, Cleveland  
(3) 5th—Ben Gregory, RB, Buffalo  
7th—Bob Taucher, OT, Dallas

**1969—** 7th—James Hawkins, DB,  
(2) Los Angeles Rams  
12th—Dick Davis, RB, Cleveland

**1970—** 7th—Jim McFarland, TE, St. Louis  
(8) 7th—Ken Geddes, LB, Detroit  
8th—Dana Stephenson, DB, Chicago  
8th—Mike Wynn, DE/DT, Oakland  
10th—Frank Patrick, TE, Green Bay  
15th—Bob Liggett, DT, Kansas City  
16th—Mike Green, RB, San Diego  
17th—Glenn Patterson, C, Dallas


**1971—** 2nd—Joe Orduna, RB, San Francisco  
(4) 3rd—Bob Newton, OT, Chicago  
8th—Paul Rogers, K, Pittsburgh  
11th—Dan Schneiss, TE, New England

**1972—** 1st—Jerry Tagge, QB, Green Bay  
(6) 1st—Jeff Kinney, RB, Kansas City  
1st—Larry Jacobson, DT, New York Giants  
5th—Carl Johnson, OT, New Orleans  
8th—Van Brownson, QB, Baltimore  
10th—Keith Wortman, OG, Green Bay

**1973—** 1st—Johnny Rodgers, WR, San Diego  
(10) 2nd—Willie Harper, LB, San Francisco  
2nd—Monte Johnson, DT, Oakland  
3rd—Bill Olds, RB, Baltimore  
3rd—Rich Glover, DT, New York Giants  
5th—Doug Dumler, C, New England  
8th—Joe Blahak, DB, Houston  
8th—Bill Janssen, OT, Pittsburgh  
10th—Dave Mason, DB, Minnesota  
11th—Jerry List, RB, Oakland

**1974—** 1st—John Dutton, DT, Baltimore  
(7) 4th—Steve Manstedt, DE, Houston  
6th—Daryl White, OT, Cincinnati  
6th—Maury Damkroger, RB, New England  
8th—Frosty Anderson, WR, New Orleans  
9th—Bob Wolfe, OT, Miami  
13th—Ralph Powell, RB, Atlanta

**1975—** 1st—Tom Ruud, LB, Buffalo  
(12) 2nd round—Bob Nelson, LB, Buffalo  
4th—John Starkebaum, LB, New Orleans



An All-American in 1999, Mike Brown was a second-round pick of the Chicago Bears in the 2000 NFL Draft. He has started 78 games in his six-year career and was an NFL Pro Bowl pick in 2005 and an All-Pro in 2001. Brown owns 416 tackles and 14 interceptions in his career.

5th—Dave Humm, QB, Oakland  
6th—Don Westbrook, WR, Baltimore  
6th—Mark Doak, OT, Washington  
6th—Tom Alward, OG, New York Jets  
6th—Marvin Crenshaw, OT, Pittsburgh  
11th—Ardell Johnson, DB, Washington  
14th—Ritch Bahe, WR, St. Louis  
16th—Dennis Pavelka, OT, Washington

**1976—** 3rd—Rik Bonness, LB, Oakland  
(11) 4th—Tony Davis, RB, Cincinnati  
4th—Wonder Monds, DB, Pittsburgh  
6th—Bob Martin, LB, New York Jets  
8th—Jim Burrow, DB, Green Bay  
11th—Dean Gissler, DT, Washington  
12th—John O'Leary, RB, Chicago  
13th—Brad Jenkins, TE, Tampa Bay  
13th—John Lee, DT, San Diego  
14th—Larry Mushinski, TE, Dallas  
16th—Rich Costanzo, OG, Dallas

**1977—** 2nd—Mike Fultz, DT, New Orleans  
(6) 4th—Vince Ferragamo, QB, Los Angeles Rams  
5th—Ray Phillips, LB, Cincinnati  
6th—Ron Pruitt, DE, Buffalo  
7th—Bob Lingenfelter, OT, Cleveland  
11th—Dave Butterfield, DB, New York Jets

**1978—** 2nd—Brett Moritz, OG, Tampa Bay  
(8) 3rd—Stan Waldemore, OT, Atlanta

4th—Dodie Donnell, RB, New York Jets  
5th—Ken Spaeth, TE, Buffalo  
6th—Tom Davis, C, Oakland  
7th—Mark Dufresne, TE, Pittsburgh  
8th—Monte Anthony, RB, Baltimore  
10th—Greg Jorgensen, OG, New York Giants

**1979—** 1st—George Andrews, LB,  
(8) Los Angeles Rams  
1st—Kelvin Clark, OT, Denver  
3rd—Barney Cotton, OG, Cincinnati  
3rd—Rick Berns, RB, Tampa Bay  
6th—Steve Lindquist, OG, Miami  
7th—Lee Kunz, LB, Chicago  
10th—Frank Lockett, WR, Green Bay  
11th—Randy Poeschl, DT, Cleveland

**1980—** 1st—Junior Miller, TE, Atlanta  
(10) 3rd—Tim Smith, WR, Houston  
3rd—Rod Horn, DT, Cincinnati  
3rd—Bill Barnett, DT, Miami  
4th—I.M. Hipp, RB, Atlanta  
5th—Dan Pensick, DT, Kansas City  
7th—John Havekost, OG, Denver  
9th—Kelly Saalfeld, C, Green Bay  
9th—Mark Goodspeed, OT, Miami  
10th—Kenny Brown, WR, Minnesota

# Nebraska NFL Draftees



Entering his 14th season with the Kansas City Chiefs, 1992 Outland Trophy winner Will Shields has earned 10 trips to the Pro Bowl. Shields, who helped the Huskers to three NCAA rushing titles during his All-America career, was a third-round draft pick by the Chiefs in 1993 and has started 207 consecutive games for Kansas City.

- 1981– (7) 2nd–Russell Gary, DB, New Orleans  
2nd–Andra Franklin, RB, Miami  
2nd–Jarvis Redwine, RB, Minnesota  
4th–Derrie Nelson, LB, Dallas  
9th–John Noonan, WR, Miami  
9th–Randy Schleusener, OG, Cleveland  
12th–Joe Adams, OG, St. Louis
- 1982– (5) 1st–Jimmy Williams, LB, Detroit  
3rd–Rodney Lewis, DB, New Orleans  
7th–Henry Waechter, DT, Chicago  
7th–Phil Bates, RB, Detroit  
12th–Tom Carlstrom, OG, New York Jets
- 1983– (7) 1st–Dave Rimington, C, Cincinnati  
2nd–Roger Craig, RB, San Francisco  
3rd–Jamie Williams, TE, New York Giants  
6th–Todd Brown, WR, Detroit  
10th–Jeff Merrell, NT, San Francisco  
10th–Toby Williams, DE, New England  
10th–Bruce Mathison, QB, San Diego
- 1984 regular phase– (3) 1st–Irving Fryar, WR, New England  
1st–Dean Steinkuhler, OT, Houston  
6th–Scott Raridon, OT, Philadelphia

- 1984 supplemental phase– (3) 1st–Mike Rozier, RB, Houston  
3rd–Turner Gill, QB, New York Jets  
3rd–Mark Schellen, RB, San Francisco
- 1985 regular phase– (6) 2nd–Mark Traynowicz, C, Buffalo  
2nd–Mark Behning, OT, Pittsburgh  
7th–Bret Clark, DB, Los Angeles Raiders  
9th–Scott Strasburger, LB, Dallas  
10th–Jeff Smith, RB, Kansas City  
12th–Shane Swanson, WR, Cleveland
- 1986– (4) 3rd–Tom Rathman, FB, San Francisco  
3rd–Jim Skow, DE, Cincinnati  
7th–Paul Miles, RB, Seattle  
7th–Bill Lewis, C, Los Angeles Raiders
- 1987– (4) 1st–Danny Noonan, DT, Dallas  
2nd–Brian Davis, CB, Washington  
4th–Marc Munford, LB, Denver  
9th–Stan Parker, OG, New York Giants
- 1988– (7) 1st–Neil Smith, DT, Kansas City  
4th–Tim Rother, DE, Los Angeles Raiders  
6th–Keith Jones, RB,

- Los Angeles Rams  
8th–Keith Neubert, TE, New York Jets  
10th–Brian Washington, DB, Cleveland  
11th–Hendley Hawkins, WR, Cleveland  
11th–Steve Forch, LB, Chicago
- 1989– (7) 1st–Broderick Thomas, LB, Tampa Bay  
5th–Lawrence Pete, NT, Detroit  
8th–Dana Brinson, WR, San Diego  
9th–Tim Jackson, DB, Dallas  
10th–Todd Millikan, TE, Chicago  
11th–Willie Griffin, DT, Tampa Bay  
12th–Steve Taylor, QB, Indianapolis
- 1990– (5) 3rd–Jeff Mills, LB, San Diego  
6th–Kent Wells, DT, Washington  
8th–Ken Clark, RB, Indianapolis  
8th–Gerry Gdowski, QB, New Orleans  
12th–Richard Bell, RB, Pittsburgh
- 1991– (6) 1st–Bruce Pickens, DB, Atlanta  
1st–Mike Croel, LB, Denver  
8th–Kenny Walker, DT, Denver  
8th–Pat Tyrance, LB, Los Angeles Rams  
9th–Tahaun Lewis, DB, Los Angeles Raiders  
11th–Joe Sims, DT, Atlanta  
1st–Johnny Mitchell, TE, New York Jets
- 1992– (7) 3rd–Tyrone Legette, CB, New Orleans  
6th–Nate Turner, TE, Buffalo  
7th–Jon Bostick, SE, Denver  
7th–Curtis Cotton, CB, Los Angeles Raiders  
11th–Mike Petko, LB, New England  
12th–Keithen McCant, QB, Cleveland
- 1993– (6) 2nd–John Parrella, DT, Buffalo  
3rd–Will Shields, OG, Kansas City  
4th–Derek Brown, RB, New Orleans  
5th–Tyrone Hughes, SE/DB, New Orleans  
7th–Travis Hill, OLB, Cleveland  
7th–Lance Lewis, FB, Indianapolis
- 1994– (5) 1st–Trev Alberts, OLB, Indianapolis  
2nd–Toby Wright, ROV, Los Angeles Rams  
3rd–Calvin Jones, RB, Los Angeles Raiders  
4th–John Reece, FS, Arizona  
7th–Lance Lundberg, OT, New Orleans
- 1995– (7) 2nd–Zach Wiegert, OT, St. Louis  
3rd–Brenden Stai, OG, Pittsburgh  
3rd–Troy Dumas, LB, Kansas City  
4th–Rob Zatechka, OT, New York Giants  
4th–Donta Jones, OLB, Pittsburgh  
6th–Cory Schlesinger, FB, Detroit  
6th–Barron Miles, CB, Pittsburgh
- 1996– (6) 1st–Lawrence Phillips, RB, St. Louis  
3rd–Tyrone Williams, CB, Green Bay  
4th–Aaron Graham, C, Arizona  
5th–Christian Peter, DT, New England  
6th–Doug Colman, LB, New York Giants  
6th–Tony Veland, FS, Denver
- 1997– (8) 1st–Michael Booker, CB, Atlanta  
2nd–Jared Tomich, DE, New Orleans  
2nd–Mike Minter, S, Carolina  
3rd–Adam Treu, OT, Oakland  
4th–Chris Dishman, OT, Arizona  
5th–Jamel Williams, LB, Washington
- 5th–Eric Stokes, FS, Seattle  
7th–Jon Hesse, LB, Jacksonville
- 1998– (6) 1st–Grant Wistrom, DE, St. Louis  
1st–Jason Peter, DT, Carolina  
3rd–Scott Frost, QB, New York Jets  
3rd–Ahman Green, RB, Seattle  
7th–Aaron Taylor, OG, Indianapolis  
7th–Eric Warfield, DB, Kansas City
- 1999– (7) 2nd–Mike Rucker, RE, Carolina  
4th–Joel Makovicka, RB, Arizona  
4th–Jason Wiltz, DL, New York Jets  
5th–Jay Foreman, LB, Buffalo  
7th–Chad Kelsay, LB, Pittsburgh  
7th–Kris Brown, PK, Pittsburgh  
7th–Sheldon Jackson, TE, Buffalo
- 2000– (3) 2nd–Mike Brown, ROV, Chicago  
3rd–Steve Warren, DT, Green Bay  
5th–Ralph Brown, CB, New York Giants
- 2001– (7) 2nd–Kyle Vanden Bosch, RE, Arizona  
2nd–Dominic Raiola, C, Detroit  
4th–Carlos Polk, LB, San Diego  
4th–Correll Buckhalter, RB, Philadelphia  
5th–Russ Hochstein, OG, Tampa Bay  
6th–Bobby Newcombe, WR>Returns, Arizona
- 2002– (4) 2nd–Toniu Fonoti, OG, San Diego  
3rd–Eric Crouch, WR, St. Louis  
4th–Keyuo Craver, CB, New Orleans  
7th–Tracey Wistrom, TE, Tampa Bay
- 2003– (4) 2nd–Chris Kelsay, RE, Buffalo  
4th–DeJuan Groce, CB, St. Louis  
7th–Josh Brown, PK, Seattle  
7th–Scott Shanle, LB, St. Louis
- 2004– (5) 4th–Demorrio Williams, LB, Atlanta  
6th–Jammal Lord, S, Houston  
6th–Josh Sewell, C, Denver  
7th–Ryon Bingham, DT, San Diego  
7th–Trevor Johnson, DE, New York Jets
- 2005– (3) 1st–Fabian Washington, CB, Oakland  
2nd–Barrett Ruud, LB, Tampa Bay  
2nd–Josh Bullocks, S, New Orleans
- 2006– (4) 2nd–Daniel Bullocks, S, Detroit  
6th–Sam Koch, P, Baltimore  
6th–Le Kevin Smith, DT, New England  
7th–Titus Adams, DT, New York Jets

# Nebraska Players in Pro Football

## A-E

Adams, Demoine—  
Edmonton Eskimos (CFL), 2004

Adduci, Nick—  
Washington Redskins, 1954-55

Alberts, Trev—  
Indianapolis Colts, 1994-95-96

Alexander, Dan—  
Tennessee Titans, 2001  
Jacksonville Jaguars, 2002

Alfson, Warren—  
Brooklyn Dodgers, 1941

Alward, Tom—  
Birmingham Vulcans (WFL), 1975  
Tampa Bay Buccaneers, 1976

Anderson, Eric—  
Amsterdam (NFL Europe), 1998-99

Anderson, Mike—  
Amsterdam (World League), 1995

Andrews, George—  
Los Angeles Rams,  
1979-80-81-82-83-84-85

Anthony, Monte—  
Baltimore Colts, 1978

Ashburn, Cliff—  
New York Giants, 1929  
Chicago Bears, 1930

Barnes, Walt—  
Washington Redskins,  
1966-67-68-69-70-71  
Denver Broncos, 1973

Barnett, Bill—  
Miami Dolphins, 1980-81-82-83-84-85

Bassett, Henry—  
Kansas City Cowboys, 1924

Behning, Mark—  
Pittsburgh Steelers, 1985-86

Bell, Richard—  
Pittsburgh Steelers, 1990

Berns, Rick—  
Tampa Bay Buccaneers, 1979-80  
Los Angeles Raiders, 1982-83

Berquist, Joy—  
Kansas City Cowboys, 1924-26  
Chicago Cardinals, 1927

Bingham, Ryon—  
San Diego Chargers, 2004

Blahak, Joe—  
Houston Oilers, 1973  
Minnesota Vikings, 1974-75  
New England Patriots, 1976  
Minnesota Vikings, 1977

Blankenship, Brian—  
Pittsburgh Steelers,  
1987-89-90-91

Bloodgood, Elbert—  
Kansas City Cowboys, 1925-26  
Cleveland Bulldogs, 1927  
New York Giants, 1928  
Green Bay Packers, 1930

Boll, Don—  
Washington Redskins,  
1953-54-55-56-57-58-59  
New York Giants, 1960

Bonness, Rik—  
Oakland Raiders, 1976  
Tampa Bay Buccaneers, 1977-78-79-80

Booker, Michael—  
Atlanta Falcons, 1997-98-99  
Tennessee Titans, 2000-01

Brinson, Dana—  
San Diego Chargers, 1989  
London Monarchs (WLAFL), 1991

Bristow, George—  
Providence Steamrollers, 1925

Broadstone, Marion—  
New York Giants, 1931

Brock, Charles—  
Green Bay Packers,  
1939-40-41-42-43-44-45-46-47

Brown, Bob—  
Philadelphia Eagles, 1964-65-66-67-68  
Los Angeles Rams, 1969-70  
Oakland Raiders, 1971-72-73

Brown, Derek—  
New Orleans Saints, 1993-94-95-96-97

Brown, Josh—  
Seattle Seahawks, 2003-04-05

Brown, Kris—  
Pittsburgh Steelers, 1999-00-01  
Houston Texans, 2002-03-04-05

Brown, Mike—  
Chicago Bears, 2000-01-02-03-04-05

Brown, Ralph—  
New York Giants, 2000-01-02-03  
Minnesota Vikings, 2004-05

Brown, Todd—  
New York Jets, 1964  
San Francisco 49ers, 1964-65

Brown, Todd—  
Montreal Concordes (CFL), 1983-84  
Saskatchewan Roughriders (CFL),  
1987-88  
Winnipeg Blue Bombers (CFL), 1988

Buchanan, Pete—  
Toronto Argonauts (CFL), 1989  
Hamilton Tiger-Cats (CFL), 1990

Buckhalter, Correll—  
Philadelphia Eagles, 2001-02-03-04-05

Bullocks, Josh—  
New Orleans Saints, 2005

Burns, Ed—  
New Orleans Saints, 1978-79

Burrow, Jim—  
Green Bay Packers, 1976  
Montreal Alouettes (CFL), 1977-78-79  
Calgary Stampeders (CFL), 1980  
Ottawa Rough Riders (CFL), 1981

Byler, Joe—  
New York Giants, 1946

Callihan, Bill—  
Detroit Lions, 1940-45

Cardwell, Lloyd—  
Detroit Lions, 1937-38-39-40-41-42-43

Chamberlin, Guy—  
Decatur Staleys, 1920  
Chicago Staleys, 1921  
Canton Bulldogs, 1922-23  
Cleveland Bulldogs, 1924  
Frankford Yellowjackets, 1925-26  
Chicago Cardinals, 1927

Chorney, Terris—  
Edmonton Eskimos (CFL), 1993-94

Claridge, Dennis—  
Green Bay Packers, 1964-65  
Atlanta Falcons, 1966

Clark, Bret—  
Tampa Bay Bandits (USFL), 1985  
Atlanta Falcons, 1986-87-88

Clark, Kelvin—  
Denver Broncos, 1979-80-81  
New Orleans Saints, 1982-83-84-85

Clark, Ken—  
Indianapolis Colts, 1990-91

Colman, Doug—  
New York Giants, 1996-97-98  
Tennessee Titans, 1999  
Oakland Raiders, 2000

Connor, Ted—  
Toronto Argonauts (CFL), 1954  
Hamilton Tiger-Cats (CFL), 1955

Cooper, Reggie—  
Dallas Cowboys, 1991

Cotton, Barney—  
Cincinnati Bengals, 1979  
St. Louis Cardinals, 1980-81-82



**Nebraska's all-time leading scorer, Kris Brown has established himself as one of the NFL's best kickers. Brown has made 158 field goals. He has scored 675 career points in just seven professional seasons, including three years with Pittsburgh and four in Houston.**

Craig, Roger—  
San Francisco 49ers,  
1983-84-85-86-87-88-89-90  
Los Angeles Raiders, 1991  
Minnesota Vikings, 1992-93

Craver, Keyuo—  
New Orleans Saints, 2002-03-04

Croel, Mike—  
Denver Broncos, 1991-92-93-94  
New York Giants, 1995  
Baltimore Ravens, 1996  
Seattle Seahawks, 1998

Crouch, Eric—  
Hamburg Sea Devils (NFL Europe), 2005  
Toronto Argonauts (CFL), 2006

Damkroger, Maury—  
New England Patriots, 1974-75

Davis, Brian—  
Washington Redskins, 1987-88-89  
Seattle Seahawks, 1991  
San Diego Chargers, 1993  
Minnesota Vikings, 1994

Davis, Dick—  
Cleveland Browns, 1969  
Denver Broncos, 1970

Davis, Josh—  
New York Jets, 2004

Davis, Tom—  
Toronto Argonauts (CFL), 1978-79  
Ottawa Rough Riders (CFL), 1979  
Denver Broncos, 1980-81  
Denver Gold (USFL), 1983-84-85

Davis, Tony—  
Cincinnati Bengals, 1976-77-78  
Tampa Bay Buccaneers, 1979-80-81  
Boston Breakers (USFL), 1983

DeAngelis, Sandro—  
Calgary Stampeders (CFL), 2005

DeFruiter, Bob—  
Washington Redskins, 1945-47  
Detroit Lions, 1947  
Los Angeles Rams, 1948

DeWitz, Herbert—  
Cleveland Bulldogs, 1927

DeWitz, Rufus—  
Kansas City Cowboys, 1924-26

Diedrick, Dahrnan  
Washington Redskins, 2004-05  
Rhein Fire (NFL Europe), 2005

Dishman, Chris—  
Arizona Cardinals,  
1997-98-99-00-01-02-03

Dixon, Corey—  
Atlanta Falcons, 1994

Dixon, Gary—  
Southern California Sun (WFL), 1975

Doak, Mark—  
Birmingham Vulcans (WFL), 1975

Doyle, Ted—  
Pittsburgh Pirates, 1938  
Pittsburgh Steelers, 1939-40-41-42-43  
Philadelphia-Pittsburgh, 1943  
Chicago-Pittsburgh, 1944

DuBose, Doug—  
San Francisco 49ers, 1987-88  
Sacramento Surge (WLAFL), 1992

Dumas, Troy—  
Kansas City Chiefs, 1995-96-97  
Denver Broncos, 1998

Dumler, Doug—  
New England Patriots, 1973-74-75  
Minnesota Vikings, 1976-77

Dutton, John—  
Baltimore Colts, 1974-75-76-77-78  
Dallas Cowboys,  
1979-80-81-82-83-84-85-86-87

Erickson, Mike—  
Berlin Thunder (NFL Europe), 2006

Etienne, LeRoy—  
San Francisco 49ers, 1990

## F-J

Ferragamo, Vince—  
Los Angeles Rams,  
1977-78-79-80-82-83-84-85  
Montreal Alouettes (CFL), 1981  
Buffalo Bills, 1985  
Green Bay Packers, 1985-86

Finley, Clint—  
Kansas City Chiefs, 2002-03

Fischer, Cletus—  
New York Giants, 1949-50

Fischer, Pat—  
St. Louis Cardinals,  
1961-62-63-64-65-66-67  
Washington Redskins,  
1968-69-70-71-72-73-74-75-76-77

Fonoti, Toni—  
San Diego Chargers, 2002-03-04  
Minnesota Vikings, 2005

Foreman, Jay—  
Buffalo Bills, 1999-00-01  
Houston Texans, 2002-03-04  
New York Giants, 2005



# Nebraska Players in Pro Football

- Frahm, Harold—  
 Staten Island Stapletons, 1932  
 Philadelphia Eagles, 1935  
 Boston Redskins, 1935  
 Brooklyn Tigers, 1936
- Frain, Todd—  
 Washington Redskins, 1987
- Francis, Sam—  
 Chicago Bears, 1937-38  
 Pittsburgh Steelers, 1939  
 Brooklyn Dodgers, 1939-40
- Franklin, Andra—  
 Miami Dolphins, 1981-82-83-84
- Frazier, Tommie—  
 Montreal Alouettes (CFL), 1996
- Frost, Scott—  
 New York Jets, 1998-99-00-01  
 Cleveland Browns, 2001  
 Green Bay Packers, 2002  
 Tampa Bay Buccaneers, 2003
- Fryar, Charles—  
 Barcelona Dragons (WLAFL), 1991
- Fryar, Irving—  
 New England Patriots,  
 1984-85-86-87-88-89-90-91-92  
 Miami Dolphins, 1993-94-95  
 Philadelphia Eagles, 1996-97-98  
 Washington Redskins, 1999-00
- Fultz, Mike—  
 New Orleans Saints, 1977-78-79-80  
 Baltimore Colts, 1981
- Gary, Russell—  
 New Orleans Saints,  
 1981-82-83-84-85-86  
 Philadelphia Eagles, 1986-87-88
- Geddes, Ken—  
 Los Angeles Rams, 1971-72-73-74-75  
 Seattle Seahawks, 1976-77-78
- Gill, Turner—  
 Montreal Concordes (CFL), 1984-85
- Glantz, Don—  
 Edmonton Eskimos (CFL), 1955
- Glover, Rich—  
 New York Giants, 1973  
 Shreveport (WFL), 1974  
 Philadelphia Eagles, 1975
- Golliday, Aaron—  
 Scottish Claymores (NFL Europe), 2004
- Goodspeed, Mark—  
 St. Louis Cardinals, 1980  
 Birmingham Stallions (USFL), 1983
- Graham, Aaron—  
 Arizona Cardinals, 1996-97-98-99  
 Kansas City Chiefs, 2000  
 Oakland Raiders, 2001  
 Tennessee Titans, 2002
- Green, Ahman—  
 Seattle Seahawks, 1998-99  
 Green Bay Packers, 2000-01-02-03-04-05
- Gregory, Ben—  
 Buffalo Bills, 1968-69
- Groce, DeJuan—  
 St. Louis Rams, 2003-04-05
- Harper, Willie—  
 San Francisco 49ers,  
 1973-74-75-76-77-78-79-80-81-82-83  
 New Jersey Generals (USFL), 1984
- Hesse, Jon—  
 Green Bay Packers, 1997  
 Denver Broncos, 1997  
 St. Louis Rams, 1998  
 Scotland (NFL Europe), 1999
- Hill, Travis—  
 Cleveland Browns, 1993-94  
 Carolina Panthers, 1995
- Hochstein, Russ—  
 Tampa Bay Buccaneers, 2001  
 New England Patriots, 2002-03-04-05
- Hohn, Bobby—  
 Pittsburgh Steelers, 1965-66-67-68-69
- Hokuf, Steve—  
 Boston Redskins, 1933-35
- Hollowell, T.J.—  
 New York Giants, 2004  
 Miami Dolphins, 2005
- Hopp, Harry—  
 Detroit Lions, 1940-41-42-43  
 Miami Seahawks, 1946  
 Buffalo Bisons, 1946  
 Los Angeles Dons, 1947
- Horn, Rod—  
 Cincinnati Bengals, 1980-81
- Howell, John—  
 Green Bay Packers, 1938
- Hughes, Tyrone—  
 New Orleans Saints, 1993-94-95-96  
 Chicago Bears, 1997  
 Dallas Cowboys, 1998
- Humm, Dave—  
 Oakland/Los Angeles Raiders,  
 1975-76-77-78-79-83-84  
 Buffalo Bills, 1980  
 Baltimore Colts, 1982
- Hurley, Dan—  
 Boston/New Orleans/Portland  
 Breakers (USFL), 1983-84-85  
 British Columbia Lions (CFL), 1987
- Husmann, Ed—  
 Chicago Cardinals, 1953-56-57-58-59  
 Dallas Cowboys, 1960  
 Houston Oilers, 1961-62-63-64-65  
 Edmonton Eskimos (CFL), 1966
- Jackson, Sheldon—  
 Buffalo Bills, 1999-00-01
- Jackson, Tim—  
 Dallas Cowboys, 1989  
 Barcelona Dragons (WLAFL), 1991
- Jackson, Vershan—  
 Kansas City Chiefs, 1999  
 Berlin (NFL Europe), 2000
- Jacobson, Larry—  
 New York Giants, 1972-73-74-75
- James, Ted—  
 Frankford Yellowjackets, 1929
- Janssen, Bill—  
 Charlotte (WFL), 1974
- Jarmon, Sherwin—  
 Chicago (WFL), 1974  
 San Antonio (WFL), 1975
- Jeter, Tony—  
 Pittsburgh Steelers, 1966-68
- Johnson, Bill—  
 Boston Patriots, 1966-67-68-69
- Johnson, Brad—  
 Boston Breakers (USFL), 1983
- Johnson, Carl—  
 New Orleans Saints, 1972-73  
 Portland (WFL), 1974
- Johnson, Eric—  
 Oakland Raiders, 2000-01-02-03  
 Atlanta Falcons, 2004  
 Arizona Cardinals, 2005
- Johnson, Monte—  
 Oakland Raiders,  
 1973-74-75-76-77-78-79-80
- Johnson, Rudy—  
 Oakland Raiders, 1971-72-73
- Johnson, Trevor—  
 New York Jets, 2004-05
- Jones, Bob—  
 Washington Redskins, 1964
- Jones, Calvin—  
 Los Angeles/Oakland Raiders, 1994-95  
 Green Bay Packers, 1996
- Jones, Donta—  
 Pittsburgh Steelers, 1995-96-97-98  
 Carolina Panthers, 1999
- New Orleans Saints, 2000
- Jones, Keith—  
 Cleveland Browns 1989  
 Dallas Cowboys, 1990 (IR)
- Jones, Lee—  
 Frankfurt Galaxy (WLAFL), 1991

## K-O

- Kahler, Bob—  
 Green Bay Packers, 1940-41-42-43-44
- Kahler, Royal—  
 Pittsburgh Steelers, 1941  
 Green Bay Packers, 1942
- Kelsay, Chad—  
 Pittsburgh Steelers, 1999
- Kelsay, Chris—  
 Buffalo Bills, 2003-04-05
- Kiffin, Monte—  
 Winnipeg Blue Bombers, 1965
- Kinney, Jeff—  
 Kansas City Chiefs, 1972-73-74-75  
 Buffalo Bills, 1976
- Kirby, John—  
 Minnesota Vikings, 1964-65-66-67-68  
 New York Giants, 1969-70-71
- Kirkland, Ron—  
 Winnipeg Blue Bombers (CFL), 1967
- Knox, Mike—  
 Denver Broncos, 1987
- Krenk, Mitch—  
 Chicago Bears, 1984-85
- Kunz, Lee—  
 Chicago Bears, 1979-80
- Lafleur, Bill—  
 Barcelona (NFL Europe), 2001-02  
 San Diego Chargers, 2002  
 San Francisco 49ers, 2002-03  
 San Diego Chargers, 2004
- Larson, Kyle—  
 Cincinnati Bengals, 2004-05
- Lee, Jeff—  
 St. Louis Cardinals, 1980
- Lee, John—  
 San Diego Chargers, 1976-77-78-79-80  
 Chicago Blitz (USFL), 1983  
 Arizona Wranglers (USFL), 1984
- Lee, Oudious—  
 St. Louis Cardinals, 1980  
 Boston Breakers (USFL), 1983
- Legette, Tyrone—  
 New Orleans Saints, 1992-93-94-95-96  
 Tampa Bay Buccaneers, 1997  
 San Francisco 49ers, 1998
- Lewellen, Verne—  
 Green Bay Packers,  
 1924-25-26-27-28-29-30-31-32  
 New York Yankees, 1927
- Lewis, Bill—  
 Los Angeles Raiders, 1986-87-88-89  
 Phoenix Cardinals, 1990-91-92  
 New England Patriots, 1993
- Lewis, Rodney—  
 New Orleans Saints, 1982-83-84-85-86
- Liggett, Bob—  
 Kansas City Chiefs, 1970  
 British Columbia Lions (CFL), 1971
- Lightner, Keven—  
 Montreal Machine (WLAFL), 1991
- Lingenfelter, Bob—  
 Cleveland Browns, 1977  
 Minnesota Vikings, 1978-1979
- Lockett, Frank—  
 Boston/New Orleans/Portland  
 Breakers (USFL), 1983-84-85  
 San Antonio Gunslingers (USFL), 1985
- Long, Chace—  
 Cologne Centurions (NFL Europe), 2005
- Longwell, Brent—  
 Memphis (WFL), 1974-75
- Lord, Jammal—  
 Houston Texans, 2004-05
- Luck, Terry—  
 Cleveland Browns, 1977  
 Winnipeg Blue Bombers (CFL), 1978
- Lyday, Allen—  
 Houston Oilers, 1984-85-86-87
- Lyman, Roy—  
 Canton Bulldogs, 1922-23-25  
 Cleveland Bulldogs, 1924  
 Frankford Yellowjackets, 1925  
 Chicago Bears, 1926-28-30-31-33-34
- Makovicka, Joel—  
 Arizona Cardinals, 1999-00-01-02
- Manstedt, Steve—  
 Birmingham (WFL), 1974-75  
 Washington Redskins, 1976
- Martin, Bob—  
 New York Jets, 1976-77-78-79  
 San Francisco 49ers, 1979
- Mason, Dave—  
 New England Patriots, 1973  
 Green Bay Packers, 1974
- Masterson, Bernie—  
 Chicago Bears, 1934-35-36-37-38-39-40
- Mathison, Bruce—  
 San Diego Chargers, 1983-84-85  
 Buffalo Bills, 1985  
 San Diego Chargers, 1986  
 Seattle Seahawks, 1987-88
- McCant, Keithen—  
 Winnipeg Blue Bombers (CFL), 1994  
 British Columbia Lions (CFL), 1995
- McCloughan, Kent—  
 Oakland Raiders, 1966-67-68-69-70
- McDole, Ron—  
 St. Louis Cardinals, 1961  
 Houston Oilers, 1962  
 Buffalo Bills,  
 1963-64-65-66-67-68-69-70  
 Washington Redskins,  
 1971-72-73-74-75-76-77-78
- McDonald, Les—  
 Chicago Bears, 1937-38-39  
 Philadelphia Eagles, 1940
- McFarland, Jim—  
 St. Louis Cardinals, 1970-72-73-74  
 Miami Dolphins, 1975
- McMullen, Dan—  
 New York Giants, 1929  
 Chicago Bears, 1930-31  
 Portsmouth Spartans, 1932
- McPherson, Forrest—  
 Philadelphia Eagles, 1935-37  
 Green Bay Packers, 1943-45
- McWilliams, Jon—  
 Saskatchewan Roughriders (CFL), 1956
- Merrell, Jeff—  
 Boston/New Orleans/Portland  
 Breakers (USFL), 1983-84-85
- Meylan, Wayne—  
 Cleveland Browns, 1968-69  
 Minnesota Vikings, 1970
- Miles, Barron—  
 Pittsburgh Steelers, 1995  
 Frankfurt Galaxy (WLAFL), 1996-97  
 Montreal Alouettes (CFL),  
 1998-99-00-01-02-03-04  
 British Columbia Lions (CFL), 2005-06
- Miles, Paul—  
 Tampa Bay Buccaneers, 1987
- Miller, Junior—  
 Atlanta Falcons, 1980-81-82-83-84  
 New Orleans Saints, 1984-85
- Mills, Jeff—  
 San Diego Chargers, 1990  
 Denver Broncos, 1991-92-93

# Nebraska Players in Pro Football

Mitchell, Johnny–  
New York Jets, 1992-93-94-95  
Dallas Cowboys, 1996  
New Orleans Saints, 2001

Minter, Mike–  
Carolina Panthers,  
1997-98-99-00-01-02-03-04-05

Monds, Wonder–  
Ottawa Rough Riders (CFL),  
1976-77-79  
San Francisco 49ers, 1978

Moritz, Brett–  
Tampa Bay Buccaneers, 1978

Moss, Kareem–  
British Columbia Lions (CFL), 1995-96

Mullen, Verne–  
Evansville Crimson Giants, 1922  
Canton Bulldogs, 1923  
Chicago Bears, 1924-26  
Chicago Cardinals, 1927  
Pottsville Maroons, 1927-28

Munford, Marc–  
Denver Broncos, 1987-89-90  
Kansas City Chiefs, 1991

Munn, Monte–  
Kansas City Cowboys, 1925

Munn, Wayne–  
Kansas City Cowboys, 1925

Nelson, Bob–  
Buffalo Bills, 1975-76-77  
Oakland/Los Angeles Raiders,  
1978-80-81-82-83-84-85  
Seattle Seahawks, 1979

Neubert, Keith–  
New York Jets, 1988-89-90-91

Nelson, Derric–  
San Diego Chargers, 1983-84-85

Newcombe, Bobby–  
Montreal Alouettes (CFL), 2002

Newton, Bob–  
Chicago Bears, 1971-72-73-74-75  
Seattle Seahawks, 1976-77-78-79-82

Noble, Dave–  
Cleveland Indians, 1924-25  
Cleveland Panthers, 1926

Noonan, Danny–  
Dallas Cowboys, 1987-88-89-90-91-92  
Green Bay Packers, 1992

O'Brien, Gail–  
Boston Redskins, 1935-36  
Los Angeles Bulldogs, 1937

O'Leary, John–  
Montreal Alouettes (CFL), 1977-78-79

Oehrich, Arnold–  
Frankford Yellowjackets, 1928-29

Olds, Bill–  
Baltimore Colts, 1973-74-75  
Seattle Seahawks, 1976  
British Columbia Lions (CFL), 1979

Orduna, Joe–  
New York Giants, 1972-73  
Baltimore Colts, 1974

Ortiz, Tony–  
Scotland (NFL Europe), 2001-02  
Winnipeg Blue Bombers (CFL),  
2003-04-05

Orton, Greg–  
Detroit Lions, 1987

## P-R

Parrella, John–  
Buffalo Bills, 1993  
San Diego Chargers,  
1994-95-96-97-98-99-00-01  
Oakland Raiders, 2002-03-04  
St. Louis Rams, 2005

Pate, Tom–  
Hamilton Tiger-Cats (CFL), 1975

Patrick, Frank–  
Green Bay Packers, 1970-71-72

Patton, Jerry–  
Philadelphia Eagles, 1974

Pete, Lawrence–  
Detroit Lions, 1989-90-91-92-93-94

Peter, Christian–  
New York Giants, 1997-98-99-2000  
Indianapolis Colts, 2001  
Chicago Bears, 2002

Peter, Jason–  
Carolina Panthers, 1998-99-00-01

Phillips, Lawrence–  
St. Louis Rams, 1996-97  
Miami Dolphins, 1997-98  
Barcelona (NFL Europe), 1998  
San Francisco 49ers, 1999  
Montreal Alouettes, 2002-03

Phillips, Ray–  
Cincinnati Bengals, 1977  
Philadelphia Eagles, 1978-79-80-81  
Boston/New Orleans Breakers (USFL),  
1983-84

Pickens, Bob–  
Chicago Bears, 1967-68-69  
Edmonton Eskimos, 1971

Pickens, Bruce–  
Atlanta Falcons, 1991-92  
Kansas City Chiefs, 1993-94  
Oakland Raiders, 1995-96

Pippens, Jerrell–  
Chicago Bears, 2004  
San Diego Chargers, 2005

Polk, Carlos–  
San Diego Chargers, 2001-02-03-04-05

Pollack, Fred–  
Amsterdam (NFL Europe), 1999

Powers, Warren–  
Oakland Raiders, 1963-64-65-66-67-68

Presnell, Glenn–  
Ironton Tanks, 1928-29-30  
Portsmouth Spartans, 1931-32-33  
Detroit Lions, 1934-35-36

Prochaska, Ray–  
Cleveland Rams, 1941

Quinn, Jeff–  
Pittsburgh Steelers, 1982  
New Orleans Breakers (USFL), 1984

Raiola, Dominic–  
Detroit Lions, 2001-02-03-04-05

Rathman, Tom–  
San Francisco 49ers,  
1986-87-88-89-90-91-92-93  
Los Angeles Raiders, 1994

Redwine, Jarvis–  
Minnesota Vikings, 1981-82-83

Reece, John–  
Kansas City Chiefs, 1994  
St. Louis Rams, 1995  
Dallas Cowboys, 1997

Rhea, Hugh–  
Brooklyn Dodgers, 1933  
Brooklyn Tigers, 1936


Richards, Ray–  
Frankford Yellowjackets, 1930  
Chicago Bears, 1933-35  
Los Angeles Bulldogs, 1937

Rimington, Dave–  
Cincinnati Bengals,  
1983-84-85-86-87  
Philadelphia Eagles, 1988-89

Rodgers, Johnny–  
Montreal Alouettes (CFL),  
1973-74-75-76  
San Diego Chargers, 1977-78

Rohrig, Herman–  
Green Bay Packers, 1941-46-47

Rother, Tim–  
Los Angeles Raiders, 1989-90



Former Husker Mike Minter has earned a reputation as one of the NFL's biggest hitters in his nine years as a safety for the Carolina Panthers. Minter, who helped NU to national titles in 1994 and 1995, has played 132 games in his career and is the Panthers' all-time leading tackler with 724 career stops.

Ross, Willie–  
Buffalo Bills, 1964-65  
Calgary Stampeders (CFL), 1966

Rozier, Mike–  
Pittsburgh Maulers (USFL), 1984  
Jacksonville Bulls (USFL), 1985  
Houston Oilers, 1985-86-87-88-89-90  
Atlanta Falcons, 1990-91

Rucker, Mike–  
Carolina Panthers,  
1999-00-01-02-03-04-05

Ruud, Barrett–  
Tampa Bay Buccaneers, 2005

Ruud, Tom–  
Buffalo Bills, 1975-76-77  
Cincinnati Bengals, 1978-79

## S-Z

Saalfeld, Kelly–  
Green Bay Packers, 1980  
New York Giants, 1980

Samuelson, Carl–  
Pittsburgh Steelers, 1948-49-50-51

Sauer, George–  
Green Bay Packers, 1935-36-37

Schellen, Mark–  
New Orleans Breakers (USFL), 1984  
San Diego Chargers, 1985

Scherer, Bernard–  
Green Bay Packers, 1936-37-38  
Pittsburgh Steelers, 1939

Schleich, Vic–  
New York Yankees, 1947

Schlesinger, Cory–  
Detroit Lions,  
1995-96-97-98-99-00-01-02-03-04-05

Schmit, Bob–  
Portland (WFL), 1974  
New York Giants, 1975-76

Scott, Phil–  
Orange Tornadoes, 1929

Scott, Verl–  
Edmonton Eskimos (CFL), 1956

Seeman, George–  
Green Bay Packers, 1940

Seibel, Kevin–  
Chicago Blitz (USFL), 1984

Sewell, Josh–  
Denver Broncos, 2004-05

Shanle, Scott–  
St. Louis Rams, 2003-04

Shaw, Ed–  
Rock Island Independents, 1920  
Canton Bulldogs, 1922-23  
Akron Pro's, 1923

Shields, Will–  
Kansas City Chiefs,  
1993-94-95-96-97-98-99-00-01-02-03-04

Shirey, Fred–  
Cleveland Rams, 1940-41

Simmons, Ricky–  
Washington Federals (USFL), 1984

Sims, Joe–  
Atlanta Falcons, 1991-92  
Green Bay Packers, 1993-94-95

Skow, Jim–  
Cincinnati Bengals, 1986-87-88-89  
Tampa Bay Buccaneers, 1990  
Seattle Seahawks, 1991

Slechta, Jeremy–  
Philadelphia Eagles, 2002  
Houston Texans, 2003

Sloan, Clair–  
Chicago Bears, 1930-31-33  
Ironton Tankers, 1932

Smith, Bob–  
Cleveland Browns, 1955-56  
Philadelphia Eagles, 1956

Smith, Jeff–  
Kansas City Chiefs, 1985-86  
Tampa Bay Buccaneers, 1987-88

# Nebraska Players in Pro Football



**John Parrella played 12 seasons in the NFL with the Buffalo Bills, San Diego Chargers and the Oakland Raiders. A native of Grand Island, Parrella closed his Husker career in 1992. He appeared in three Super Bowls during his professional career.**

- Smith, Neil—  
Kansas City Chiefs,  
1988-89-90-91-92-93-94-95-96  
Denver Broncos, 1997-98-99  
San Diego Chargers, 2000
- Smith, Tim—  
Houston Oilers,  
1980-81-82-83-84-85-86
- Stai, Brenden—  
Pittsburgh Steelers, 1995-96-97-98-99  
Jacksonville Jaguars, 2000-01  
Washington Redskins, 2002
- Steels, Anthony—  
Boston/New Orleans Breakers (USFL),  
1983-84  
Buffalo Bills, 1985  
San Diego Chargers, 1987
- Steinkuhler, Dean—  
Houston Oilers,  
1984-85-86-87-88-89-90-91
- Stith, Carel—  
Houston Oilers, 1967-69
- Stokes, Eric—  
Seattle Seahawks, 1997-98  
Cleveland Browns, 1999
- Swanson, Shane—  
Denver Broncos, 1987
- Swiney, Erwin—  
Green Bay Packers, 2002-03  
Cologne Centurions (NFL Europe), 2004
- Tagge, Jerry—  
Green Bay Packers, 1972-73-74  
San Antonio (WFL), 1975  
British Columbia Lions (CFL),  
1977-78-79
- Tatman, Pete—  
Minnesota Vikings, 1967
- Taylor, Steve—  
Edmonton Eskimos (CFL), 1989-90  
Calgary Stampeders (CFL),  
1991-92-93-94  
Ottawa Rough Riders (CFL), 1995
- Theisen, Dave—  
Toronto Argonauts (CFL), 1964  
Winnipeg Blue Bombers (CFL), 1965
- Thomas, Broderick—  
Tampa Bay Buccaneers,  
1989-90-91-92-93  
Detroit Lions, 1994  
Minnesota Vikings, 1995  
Dallas Cowboys, 1996-97-98
- Thompson, Fred—  
Rock Island Independents, 1924
- Thompson, Russell—  
Chicago Bears, 1936-37-38-39  
Philadelphia Eagles, 1940
- Thornton, Bill—  
St. Louis Cardinals,  
1963-64-65-66-67-68
- Tingelhoff, Mick—  
Minnesota Vikings, 1962-63-64-65-66-  
67-68-69-70-71-72-73-74-75-76-77-78
- Tomich, Jared—  
New Orleans Saints, 1997-98-99-00  
Green Bay Packers, 2002
- Tomlinson, Larry—  
Montreal Alouettes (CFL), 1964-65  
Hamilton Tiger-Cats (CFL), 1966
- Toogood, Charles—  
Los Angeles Rams,  
1951-52-53-54-55-56  
Chicago Cardinals, 1957
- Torczone, LaVerne—  
Buffalo Bills, 1960-62  
New York Titans, 1962  
New York Jets, 1963-65  
Miami Dolphins, 1966
- Townsend, Larry—  
Berlin (NFL Europe), 1998-99
- Traynowicz, Mark—  
Buffalo Bills, 1985-86-87  
Phoenix Cardinals, 1988-89
- Treu, Adam—  
Oakland Raiders,  
1997-98-99-00-01-02-03-04-05
- Turner, Nate—  
Buffalo Bills, 1992-93-94-95
- Vacanti, Sam—  
Chicago Rockets, 1947-48  
Baltimore Colts, 1948-49
- Vactor, Ted—  
Washington Redskins,  
1970-71-72-73-74  
Chicago Bears, 1975
- Vanden Bosch, Kyle—  
Arizona Cardinals, 2001-02-03-04  
Tennessee Titans, 2005
- Veland, Tony—  
Denver Broncos, 1996-97  
Carolina Panthers, 1998
- Voss, Lloyd—  
Green Bay Packers, 1964-65  
Pittsburgh Steelers,  
1966-67-68-69-70-71  
Denver Broncos, 1972  
New York Stars-Charlotte Hornets  
(WFL), 1974
- Waechter, Henry—  
Chicago Bears, 1982-84-85-86  
Baltimore Colts, 1983  
Washington Redskins, 1987
- Waldemore, Stan—  
New York Jets,  
1978-79-80-81-82-83-84-85-86
- Walker, Joe—  
Tennessee Titans, 2001  
Indianapolis Colts, 2002
- Walker, Kenny—  
Denver Broncos, 1991-92  
Calgary Stampeders (CFL), 1994  
Hamilton Tiger-Cats (CFL), 1995  
Winnipeg Blue Bombers (CFL), 1996
- Warfield, Eric—  
Kansas City Chiefs,  
1998-99-00-01-02-03-04-05
- Warren, Steve—  
Green Bay Packers, 2000-01-02
- Washington, Brian—  
Cleveland Browns, 1988  
New York Jets, 1990-91-92-93-94  
Kansas City Chiefs, 1995-96
- Washington, Fabian—  
Oakland Raiders, 2005
- Watkins, Dennis—  
Philadelphia Eagles, 1986
- Weir, Ed—  
Frankford Yellowjackets, 1926-27-28
- Weir, Joe—  
Frankford Yellowjackets, 1927
- Weller, Ray—  
St. Louis Browns, 1923  
Milwaukee Badgers, 1924  
Chicago Cardinals, 1926-27  
Frankford Yellowjackets, 1928
- Wells, Kent—  
New York Giants, 1990  
Ohio Glory (WFLA), 1992
- Welter, Tom—  
St. Louis Cardinals, 1987  
Phoenix Cardinals, 1988
- Wenke, Adolph—  
Milwaukee Badgers, 1923
- Westbrook, Don—  
New England Patriots,  
1977-78-79-80-81
- White, Daryl—  
Detroit Lions, 1974  
Ottawa Rough Riders (CFL), 1975  
Hamilton Tiger-Cats (CFL), 1976
- White, David—  
New England Patriots, 1993  
Buffalo Bills, 1995-96
- White, Freeman—  
New York Giants, 1966-67-68-69  
Ottawa Rough Riders (CFL), 1970
- Wiegert, Zach—  
St. Louis Rams, 1995-96-97-98  
Carolina Panthers, 1999-00-01  
Jacksonville Jaguars, 2002  
Houston Texans, 2003-04-05
- Wilder, Harold—  
St. Louis Browns, 1923
- Williams, Demorrio—  
Atlanta Falcons, 2004-05
- Williams, Jamie—  
St. Louis Cardinals, 1983  
Houston Oilers, 1984-85-86-87-88  
San Francisco 49ers, 1989-90-91-92-93  
Los Angeles Raiders, 1994
- Williams, Jimmy—  
Detroit Lions,  
1982-83-84-85-86-87-88-89-90  
Minnesota Vikings, 1990-91  
Tampa Bay Buccaneers, 1992-93
- Williams, Jamel—  
Washington Redskins, 1997-98-99  
San Diego Chargers, 1999
- Williams, Toby—  
New England Patriots,  
1983-84-85-86-87-88
- Williams, Tyrone—  
Green Bay Packers,  
1996-97-98-99-00-01-02  
Atlanta Falcons, 2003  
Dallas Cowboys, 2004
- Wilson, Harry—  
Philadelphia Eagles, 1967-68-69
- Wiltz, Jason—  
New York Jets, 1999-00
- Wistrom, Grant—  
St. Louis Rams, 1998-99-00-01-02-03  
Seattle Seahawks, 2004-05
- Wolfe, Bob—  
Birmingham (WFL), 1974-75
- Wortman, Keith—  
Green Bay Packers, 1972-73-74-75  
St. Louis Cardinals,  
1976-77-78-79-80-81
- Wostoupal, Joe—  
Kansas City Cowboys, 1926  
Detroit Wolverines, 1928  
New York Giants, 1929-30
- Wright, Toby—  
Los Angeles/St. Louis Rams,  
1994-95-96-97-98  
Washington Redskins, 1999
- Yaralian, Zaven—  
Philadelphia (WFL), 1974
- Zaruba, Carroll—  
Dallas Texans, 1960
- Zatechka, Jon—  
Berlin (NFL Europe),  
1998-99-00-01
- Zatechka, Rob—  
New York Giants, 1995-96-97-98
- Zuver, Merle—  
Green Bay Packers, 1930

# All-Time Final National Rankings



Associated Press  
(Writers poll)

## 1936

1. Minnesota
2. Louisiana State
3. Pittsburgh
4. Alabama
5. Washington
6. Santa Clara
7. Northwestern
8. Notre Dame
9. **Nebraska**
10. Pennsylvania
11. Duke
12. Yale
13. Dartmouth
14. Duquesne
15. Fordham
16. Texas Christian
17. Tennessee
18. Arkansas
19. Navy
20. Marquette

## 1937

1. Pittsburgh
2. California
3. Fordham
4. Alabama
5. Minnesota
6. Villanova
7. Dartmouth
8. Louisiana State
9. Notre Dame
10. Santa Clara
11. **Nebraska**
12. Yale
13. Ohio State
14. Holy Cross
15. Arkansas
16. Texas Christian
17. Colorado
18. Rice
19. North Carolina
20. Duke

## 1938

1. Texas Christian
2. Tennessee
3. Duke
4. Oklahoma
5. Notre Dame
6. Carnegie Tech
7. USC
8. Pittsburgh
9. Holy Cross
10. Minnesota
11. Texas Tech
12. Cornell
13. Alabama
14. California
15. Fordham
16. Michigan
17. Northwestern
18. Villanova
19. Tulane
20. Dartmouth

## 1939

1. Texas A&M
2. Tennessee
3. USC
4. Cornell
5. Tulane
6. Missouri
7. UCLA
8. Duke
9. Iowa
10. Duquesne

11. Boston College
12. Clemson
13. Notre Dame
14. Santa Clara
15. Ohio State
16. Georgia Tech
17. Fordham
18. **Nebraska**
19. Oklahoma
20. Michigan

## 1940

1. Minnesota
2. Stanford
3. Michigan
4. Tennessee
5. Boston College
6. Texas A&M
7. **Nebraska**
8. Northwestern
9. Mississippi State
10. Washington
11. Santa Clara
12. Fordham
13. Georgetown
14. Pennsylvania
15. Cornell
16. Southern Methodist
17. Hardin-Simmons
18. Duke
19. Lafayette

Only 19 teams ranked

## 1941

1. Minnesota
2. Duke
3. Notre Dame
4. Texas
5. Michigan
6. Fordham
7. Missouri
8. Duquesne
9. Texas A&M
10. Navy
11. Northwestern
12. Oregon State
13. Ohio State
14. Georgia
15. Pennsylvania
16. Mississippi State
17. Mississippi
18. Tennessee
19. Washington State
20. Alabama

## 1942

1. Ohio State
2. Georgia
3. Wisconsin
4. Tulsa
5. Georgia Tech
6. Notre Dame
7. Tennessee
8. Boston College
9. Michigan
10. Alabama
11. Texas
12. Stanford
13. UCLA
14. William & Mary
15. Santa Clara
16. Auburn
17. Washington State
18. Mississippi State
19. Minnesota
20. Holy Cross
21. Penn State

## 1943

1. Notre Dame
2. Iowa Pre-Flight
3. Michigan
4. Navy
5. Purdue
6. Great Lakes
7. Duke
8. Del Monte P-F

9. Northwestern
10. March Field
11. Army
12. Washington
13. Georgia Tech
14. Texas
15. Tulsa
16. Dartmouth
17. Bainbridge NTS
18. Colorado College
19. College of Pacific
20. Pennsylvania

## 1944

1. Army
2. Ohio State
3. Randolph Field
4. Navy
5. Bainbridge NTS
6. Iowa Pre-Flight
7. USC
8. Michigan
9. Notre Dame
10. March Field
11. Duke
12. Tennessee
13. Georgia Tech
14. Norman Pre-Flight
15. Illinois
16. El Toro Marines
17. Great Lakes
18. Fort Pierce
19. St. Mary's Pre-Flight
20. Second Air Force

## 1945

1. Army
2. Alabama
3. Navy
4. Indiana
5. Oklahoma State
6. Michigan
7. St. Mary's, Calif.
8. Pennsylvania
9. Notre Dame
10. Texas
11. USC
12. Ohio State
13. Duke
14. Tennessee
15. Louisiana State
16. Holy Cross
17. Tulsa
18. Georgia
19. Wake Forest
20. Columbia

## 1946

1. Notre Dame
2. Army
3. Georgia
4. UCLA
5. Illinois
6. Michigan
7. Tennessee
8. Louisiana State
9. North Carolina
10. Rice
11. Georgia Tech
12. Yale
13. Pennsylvania
14. Oklahoma
15. Texas
16. Arkansas
17. Tulsa
18. North Carolina State
19. Delaware
20. Indiana

## 1947

1. Notre Dame
2. Michigan
3. Southern Methodist
4. Penn State
5. Texas
6. Alabama

7. Pennsylvania
8. USC
9. North Carolina
10. Georgia Tech
11. Army
12. Kansas
13. Mississippi
14. William & Mary
15. California
16. Oklahoma
17. North Carolina State
18. Rice
19. Duke
20. Columbia

## 1948

1. Michigan
2. Notre Dame
3. North Carolina
4. California
5. Oklahoma
6. Army
7. Northwestern
8. Georgia
9. Oregon
10. Southern Methodist
11. Clemson
12. Vanderbilt
13. Tulane
14. Michigan State
15. Mississippi
16. Minnesota
17. William & Mary
18. Penn State
19. Cornell
20. Wake Forest

## 1949

1. Notre Dame
2. Oklahoma
3. California
4. Army
5. Rice
6. Ohio State
7. Michigan
8. Minnesota
9. Louisiana State
10. Pacific
11. Kentucky
12. Cornell
13. Villanova
14. Maryland
15. Santa Clara
16. North Carolina
17. Tennessee
18. Princeton
19. Michigan State
20. Missouri
21. Baylor

## 1950

1. Oklahoma
2. Army
3. Texas
4. Tennessee
5. California
6. Princeton
7. Kentucky
8. Michigan State
9. Michigan
10. Clemson
11. Washington
12. Wyoming
13. Illinois
14. Ohio State
15. Miami
16. Alabama
17. Nebraska
18. Washington & Lee
19. Tulsa
20. Tulane

## 1951

1. Tennessee
2. Michigan State
3. Maryland
4. Illinois

5. Georgia Tech
6. Princeton
7. Stanford
8. Wisconsin
9. Baylor
10. Oklahoma
11. Texas Christian
12. California
13. Virginia
14. San Francisco
15. Kentucky
16. Boston U.
17. UCLA
18. Washington State
19. Holy Cross
20. Clemson

## 1952

1. Michigan State
2. Georgia Tech
3. Notre Dame
4. Oklahoma
5. USC
6. UCLA
7. Mississippi
8. Tennessee
9. Alabama
10. Texas
11. Wisconsin
12. Tulsa
13. Maryland
14. Syracuse
15. Florida
16. Duke
17. Ohio State
18. Purdue
19. Princeton
20. Kentucky

## 1953

1. Maryland
2. Notre Dame
3. Michigan State
4. Oklahoma
5. UCLA
6. Rice
7. Illinois
8. Georgia Tech
9. Iowa
10. West Virginia
11. Texas
12. Texas Tech
13. Alabama
14. Army
15. Wisconsin
16. Kentucky
17. Auburn
18. Duke
19. Stanford
20. Michigan

## 1954

1. Ohio State
2. UCLA
3. Oklahoma
4. Notre Dame
5. Navy
6. Mississippi
7. Army
8. Maryland
9. Wisconsin
10. Arkansas
11. Miami
12. West Virginia
13. Auburn
14. Duke
15. Michigan
16. Virginia Tech
17. USC
18. Baylor
19. Rice
20. Penn State

## 1955

1. Oklahoma
2. Michigan State
3. Maryland

# All-Time Final National Rankings

- UCLA
- Texas Christian
- Ohio State
- Georgia Tech
- Notre Dame
- Mississippi
- Auburn
- Pittsburgh
- Michigan
- USC
- Miami
- Miami (Ohio)
- Stanford
- Texas A&M
- Navy
- West Virginia
- Army

## 1956

- Oklahoma
- Tennessee
- Iowa
- Georgia Tech
- Texas A&M
- Miami
- Michigan
- Syracuse
- Michigan State
- Oregon State
- Baylor
- Minnesota
- Pittsburgh
- Texas Christian
- Ohio State
- Navy
- George Washington
- USC
- Clemson
- Colorado

## 1957

- Auburn
- Ohio State
- Michigan State
- Oklahoma
- Navy
- Iowa
- Mississippi
- Rice
- Texas A&M
- Notre Dame
- Texas
- Arizona State
- Tennessee
- Mississippi State
- North Carolina State
- Duke
- Florida
- Army
- Wisconsin
- Virginia Military

## 1958

- Louisiana State
- Iowa
- Army
- Auburn
- Oklahoma
- Air Force
- Wisconsin
- Ohio State
- Syracuse
- Texas Christian
- Mississippi
- Clemson
- Purdue
- Florida
- South Carolina
- California
- Notre Dame
- Southern Methodist
- Oklahoma State
- Rutgers

## 1959

- Syracuse
- Mississippi

- Louisiana State
- Texas
- Georgia
- Wisconsin
- Texas Christian
- Washington
- Arkansas
- Alabama
- Clemson
- Penn State
- Illinois
- USC
- Oklahoma
- Wyoming
- Notre Dame
- Missouri
- Florida
- Pittsburgh

## 1960

- Minnesota
- Mississippi
- Iowa
- Navy
- Missouri
- Washington
- Arkansas
- Ohio State
- Alabama
- Duke
- Kansas
- Baylor
- Auburn
- Yale
- Michigan State
- Penn State
- New Mexico State
- Florida
- Syracuse
- Purdue

## 1961

- Alabama
- Ohio State
- Texas
- Louisiana State
- Mississippi
- Minnesota
- Colorado
- Michigan State
- Arkansas
- Utah State
- Missouri
- Purdue
- Georgia Tech
- Syracuse
- Rutgers
- UCLA
- Rice
- Penn State
- Arizona
- Duke

Only 10 teams ranked from 1962 to 1967.

## 1962

- USC
- Wisconsin
- Mississippi
- Texas
- Alabama
- Arkansas
- Louisiana State
- Oklahoma
- Penn State
- Minnesota

## 1963

- Texas
- Navy
- Illinois
- Pittsburgh
- Auburn
- Nebraska
- Mississippi
- Alabama

- Michigan State
- Oklahoma

## 1964

- Alabama
- Arkansas
- Notre Dame
- Michigan
- Texas
- Nebraska
- Louisiana State
- Oregon State
- Ohio State
- USC

## 1965

- Alabama
- Michigan State
- Arkansas
- UCLA
- Nebraska
- Missouri
- Tennessee
- Louisiana State
- Notre Dame
- USC

## 1966

- Notre Dame
- Michigan State
- Alabama
- Georgia
- UCLA
- Nebraska
- Purdue
- Georgia Tech
- Miami
- Southern Methodist

## 1967

- USC
- Tennessee
- Oklahoma
- Indiana
- Notre Dame
- Wyoming
- Oregon State
- Alabama
- Purdue
- Penn State

## 1968

- Ohio State
- Penn State
- Texas
- USC
- Notre Dame
- Arkansas
- Kansas
- Georgia
- Missouri
- Purdue
- Oklahoma
- Michigan
- Tennessee
- Southern Methodist
- Oregon State
- Auburn
- Alabama
- Houston
- Louisiana State
- Ohio University

## 1969

- Texas
- Penn State
- USC
- Ohio State
- Notre Dame
- Missouri
- Arkansas
- Mississippi
- Michigan
- Louisiana State
- Nebraska
- Houston
- UCLA
- Florida

- Tennessee
- Colorado
- West Virginia
- Purdue
- Stanford
- Auburn

## 1970

- Nebraska
- Notre Dame
- Texas
- Tennessee
- Ohio State
- Arizona State
- Louisiana State
- Stanford
- Michigan
- Auburn
- Arkansas
- Toledo
- Georgia Tech
- Dartmouth
- USC
- Air Force
- Tulane
- Penn State
- Houston
- Oklahoma
- Mississippi

## 1971

- Nebraska
- Oklahoma
- Colorado
- Alabama
- Penn State
- Michigan
- Georgia
- Arizona State
- Tennessee
- Stanford
- Louisiana State
- Auburn
- Notre Dame
- Toledo
- Mississippi
- Arkansas
- Houston
- Texas
- Washington
- USC

## 1972

- USC
- Oklahoma
- Texas
- Nebraska
- Auburn
- Michigan
- Alabama
- Tennessee
- Ohio State
- Penn State
- Louisiana State
- North Carolina
- Arizona State
- Notre Dame
- UCLA
- Colorado
- North Carolina State
- Louisville
- Washington State
- Georgia Tech

## 1973

- Notre Dame
- Ohio State
- Oklahoma
- Alabama
- Penn State
- Michigan
- Nebraska
- USC
- Arizona State
- Houston
- Texas Tech
- UCLA

- Louisiana State
- Texas
- Miami (Ohio)
- North Carolina State
- Missouri
- Kansas
- Tennessee
- Maryland
- Tulane

## 1974

- Oklahoma
- USC
- Michigan
- Ohio State
- Alabama
- Notre Dame
- Penn State
- Auburn
- Nebraska
- Miami (Ohio)
- North Carolina State
- Michigan State
- Maryland
- Baylor
- Florida
- Texas A&M
- Mississippi State
- Texas
- Houston
- Tennessee

## 1975

- Oklahoma
- Arizona State
- Alabama
- Ohio State
- UCLA
- Texas
- Arkansas
- Michigan
- Nebraska
- Penn State
- Texas A&M
- Miami (Ohio)
- Maryland
- California
- Pittsburgh
- Colorado
- USC
- Arizona
- Georgia
- West Virginia

## 1976

- Pittsburgh
- USC
- Michigan
- Houston
- Oklahoma
- Ohio State
- Texas A&M
- Maryland
- Nebraska
- Georgia
- Alabama
- Notre Dame
- Texas Tech
- Oklahoma State
- UCLA
- Colorado
- Rutgers
- Kentucky
- Iowa State
- Mississippi State

## 1977

- Notre Dame
- Alabama
- Arkansas
- Texas
- Penn State
- Kentucky
- Oklahoma
- Pittsburgh
- Michigan
- Washington

# All-Time Final National Rankings

- 11. Ohio State
  - 12. **Nebraska**
  - 13. USC
  - 14. Florida State
  - 15. Stanford
  - 16. San Diego State
  - 17. North Carolina
  - 18. Arizona State
  - 19. Clemson
  - 20. Brigham Young
- 1978**
- 1. Alabama
  - 2. USC
  - 3. Oklahoma
  - 4. Penn State
  - 5. Michigan
  - 6. Clemson
  - 7. Notre Dame
  - 8. **Nebraska**
  - 9. Texas
  - 10. Houston
  - 11. Arkansas
  - 12. Michigan State
  - 13. Purdue
  - 14. UCLA
  - 15. Missouri
  - 16. Georgia
  - 17. Stanford
  - 18. North Carolina State
  - 19. Texas A&M
  - 20. Maryland

- 1979**
- 1. Alabama
  - 2. USC
  - 3. Oklahoma
  - 4. Ohio State
  - 5. Houston
  - 6. Florida State
  - 7. Pittsburgh
  - 8. Arkansas
  - 9. **Nebraska**
  - 10. Purdue
  - 11. Washington
  - 12. Texas
  - 13. Brigham Young
  - 14. Baylor
  - 15. North Carolina
  - 16. Auburn
  - 17. Temple
  - 18. Michigan
  - 19. Indiana
  - 20. Penn State

- 1980**
- 1. Georgia
  - 2. Pittsburgh
  - 3. Oklahoma
  - 4. Michigan
  - 5. Florida State
  - 6. Alabama
  - 7. **Nebraska**
  - 8. Penn State
  - 9. Notre Dame
  - 10. North Carolina
  - 11. USC
  - 12. Brigham Young
  - 13. UCLA
  - 14. Baylor
  - 15. Ohio State
  - 16. Washington
  - 17. Purdue

- 18. Miami
- 19. Mississippi State
- 20. Southern Methodist

- 1981**
- 1. Clemson
  - 2. Texas
  - 3. Penn State
  - 4. Pittsburgh
  - 5. Southern Methodist
  - 6. Georgia
  - 7. Alabama
  - 8. Miami
  - 9. North Carolina
  - 10. Washington
  - 11. **Nebraska**
  - 12. Michigan
  - 13. Brigham Young
  - 14. USC
  - 15. Ohio State
  - 16. Arizona State
  - 17. West Virginia
  - 18. Iowa
  - 19. Missouri
  - 20. Oklahoma

- 1982**
- 1. Penn State
  - 2. Southern Methodist
  - 3. **Nebraska**
  - 4. Georgia
  - 5. UCLA
  - 6. Arizona State
  - 7. Washington
  - 8. Clemson
  - 9. Arkansas
  - 10. Pittsburgh
  - 11. Louisiana State
  - 12. Ohio State
  - 13. Florida State
  - 14. Auburn
  - 15. USC
  - 16. Oklahoma
  - 17. Texas
  - 18. North Carolina
  - 19. West Virginia
  - 20. Maryland

- 1983**
- 1. Miami
  - 2. **Nebraska**
  - 3. Auburn
  - 4. Georgia
  - 5. Texas
  - 6. Florida
  - 7. Brigham Young
  - 8. Michigan
  - 9. Ohio State
  - 10. Illinois
  - 11. Clemson
  - 12. Southern Methodist
  - 13. Air Force
  - 14. Iowa
  - 15. Alabama
  - 16. West Virginia
  - 17. UCLA
  - 18. Pittsburgh
  - 19. Boston College
  - 20. East Carolina

- 1984**
- 1. Brigham Young
  - 2. Washington
  - 3. Florida
  - 4. **Nebraska**
  - 5. Boston College
  - 6. Oklahoma
  - 7. Oklahoma State
  - 8. Southern Methodist
  - 9. UCLA
  - 10. USC
  - 11. South Carolina
  - 12. Maryland
  - 13. Ohio State
  - 14. Auburn
  - 15. Louisiana State
  - 16. Iowa

- 17. Florida State
- 18. Miami
- 19. Kentucky
- 20. Virginia

- 1985**
- 1. Oklahoma
  - 2. Michigan
  - 3. Penn State
  - 4. Tennessee
  - 5. Florida
  - 6. Texas A&M
  - 7. UCLA
  - 8. Air Force
  - 9. Miami
  - 10. Iowa
  - 11. **Nebraska**
  - 12. Arkansas
  - 13. Alabama
  - 14. Ohio State
  - 15. Florida State
  - 16. Brigham Young
  - 17. Baylor
  - 18. Maryland
  - 19. Georgia Tech
  - 20. Louisiana State

- 1986**
- 1. Penn State
  - 2. Miami
  - 3. Oklahoma
  - 4. Arizona State
  - 5. **Nebraska**
  - 6. Auburn
  - 7. Ohio State
  - 8. Michigan
  - 9. Alabama
  - 10. Louisiana State
  - 11. Arizona
  - 12. Baylor
  - 13. Texas A&M
  - 14. UCLA
  - 15. Arkansas
  - 16. Iowa
  - 17. Clemson
  - 18. Washington
  - 19. Boston College
  - 20. Virginia Tech

- 1987**
- 1. Miami
  - 2. Florida State
  - 3. Oklahoma
  - 4. Syracuse
  - 5. Louisiana State
  - 6. **Nebraska**
  - 7. Auburn
  - 8. Michigan State
  - 9. UCLA
  - 10. Texas A&M
  - 11. Oklahoma State
  - 12. Clemson
  - 13. Georgia
  - 14. Tennessee
  - 15. South Carolina
  - 16. Iowa
  - 17. Notre Dame
  - 18. USC
  - 19. Michigan
  - 20. Arizona State

- 1988**
- 1. Notre Dame
  - 2. Miami
  - 3. Florida State
  - 4. Michigan
  - 5. West Virginia
  - 6. UCLA
  - 7. USC
  - 8. Auburn
  - 9. Clemson
  - 10. **Nebraska**
  - 11. Oklahoma State
  - 12. Arkansas
  - 13. Syracuse
  - 14. Oklahoma
  - 15. Georgia

- 16. Washington State
- 17. Alabama
- 18. Houston
- 19. Louisiana State
- 20. Indiana

- 1989**
- 1. Miami
  - 2. Notre Dame
  - 3. Florida State
  - 4. Colorado
  - 5. Tennessee
  - 6. Auburn
  - 7. Michigan
  - 8. USC
  - 9. Alabama
  - 10. Illinois
  - 11. **Nebraska**
  - 12. Clemson
  - 13. Arkansas
  - 14. Houston
  - 15. Penn State
  - 16. Michigan State
  - 17. Pittsburgh
  - 18. Virginia
  - 19. Texas Tech
  - 20. Texas A&M
  - 21. West Virginia
  - 22. Brigham Young
  - 23. Washington
  - 24. Ohio State
  - 25. Arizona

- 1990**
- 1. Colorado
  - 2. Georgia Tech
  - 3. Miami
  - 4. Florida State
  - 5. Washington
  - 6. Notre Dame
  - 7. Michigan
  - 8. Tennessee
  - 9. Clemson
  - 10. Houston
  - 11. Penn State
  - 12. Texas
  - 13. Florida
  - 14. Louisville
  - 15. Texas A&M
  - 16. Michigan State
  - 17. Oklahoma
  - 18. Iowa
  - 19. Auburn
  - 20. USC
  - 21. Mississippi
  - 22. Brigham Young
  - 23. Virginia
  - 24. **Nebraska**
  - 25. Illinois

- 1991**
- 1. Miami
  - 2. Washington
  - 3. Penn State
  - 4. Florida State
  - 5. Alabama
  - 6. Michigan
  - 7. Florida
  - 8. California
  - 9. East Carolina
  - 10. Iowa
  - 11. Syracuse
  - 12. Texas A&M
  - 13. Notre Dame
  - 14. Tennessee
  - 15. **Nebraska**
  - 16. Oklahoma
  - 17. Georgia
  - 18. Clemson
  - 19. UCLA
  - 20. Colorado
  - 21. Tulsa
  - 22. Stanford
  - 23. Brigham Young
  - 24. North Carolina State
  - 25. Air Force

- 1992**
- 1. Alabama
  - 2. Florida State
  - 3. Miami
  - 4. Notre Dame
  - 5. Michigan
  - 6. Syracuse
  - 7. Texas A&M
  - 8. Georgia
  - 9. Stanford
  - 10. Florida
  - 11. Washington
  - 12. Tennessee
  - 13. Colorado
  - 14. **Nebraska**
  - 15. Washington State
  - 16. Mississippi
  - 17. North Carolina State
  - 18. Ohio State
  - 19. North Carolina
  - 20. Hawaii
  - 21. Boston College
  - 22. Kansas
  - 23. Mississippi State
  - 24. Fresno State
  - 25. Wake Forest

- 1993**
- 1. Florida State
  - 2. Notre Dame
  - 3. **Nebraska**
  - 4. Auburn
  - 5. Florida
  - 6. Wisconsin
  - 7. West Virginia
  - 8. Penn State
  - 9. Texas A&M
  - 10. Arizona
  - 11. Ohio State
  - 12. Tennessee
  - 13. Boston College
  - 14. Alabama
  - 15. Miami
  - 16. Colorado
  - 17. Oklahoma
  - 18. UCLA
  - 19. North Carolina
  - 20. Kansas State
  - 21. Michigan
  - 22. Virginia Tech
  - 23. Clemson
  - 24. Louisville
  - 25. California

- 1994**
- 1. **Nebraska**
  - 2. Penn State
  - 3. Colorado
  - 4. Florida State
  - 5. Alabama
  - 6. Miami
  - 7. Florida
  - 8. Texas A&M
  - 9. Auburn
  - 10. Utah
  - 11. Oregon
  - 12. Michigan
  - 13. USC
  - 14. Ohio State
  - 15. Virginia
  - 16. Colorado State
  - 17. North Carolina State
  - 18. Brigham Young
  - 19. Kansas State
  - 20. Arizona
  - 21. Washington State
  - 22. Tennessee
  - 23. Boston College
  - 24. Mississippi State
  - 25. Texas

- 1995**
- 1. **Nebraska**
  - 2. Florida
  - 3. Tennessee
  - 4. Florida State

## AP Poll Notes

Nebraska was ranked in every weekly Associated Press poll from October of 1981 to late September of 2002, giving the Huskers an AP poll record of 348 consecutive weeks in the ratings.

# All-Time Final National Rankings

5. Colorado
6. Ohio State
7. Kansas State
8. Northwestern
9. Kansas
10. Virginia Tech
11. Notre Dame
12. USC
13. Penn State
14. Texas
15. Texas A&M
16. Virginia
17. Michigan
18. Oregon
19. Syracuse
20. Miami
21. Alabama
22. Auburn
23. Texas Tech
24. Toledo
25. Iowa

## 1996

1. Florida
2. Ohio State
3. Florida State
4. Arizona State
5. Brigham Young
6. **Nebraska**
7. Penn State
8. Colorado
9. Tennessee
10. North Carolina
11. Alabama
12. Louisiana State
13. Virginia Tech
14. Miami
15. Northwestern
16. Washington
17. Kansas State
18. Iowa
19. Notre Dame
20. Michigan
21. Syracuse
22. Wyoming
23. Texas
24. Auburn
25. Army

## 1997

1. Michigan
2. **Nebraska**
3. Florida State
4. Florida
5. UCLA
6. North Carolina
7. Tennessee
8. Kansas State
9. Washington State
10. Georgia
11. Auburn
12. Ohio State
13. Louisiana State
14. Arizona State
15. Purdue

### Composite of AP Final Top-20 Football Polls (1936-2005)

Team	Pts.
1. Notre Dame	652.5
2. Oklahoma	648.5
3. Michigan	636.0
4. Alabama	591.0
5. Ohio State	578.0
6. <b>Nebraska</b>	<b>550.0</b>
7. Texas	495.5
8. USC	495.0
9. Tennessee	464.0
10. Penn State	430.0

16. Penn State
17. Colorado State
18. Washington
19. Southern Mississippi
20. Texas A&M
21. Syracuse
22. Mississippi
23. Missouri
24. Oklahoma
25. Georgia Tech

## 1998

1. Tennessee
2. Ohio State
3. Florida State
4. Arizona
5. Florida
6. Wisconsin
7. Tulane
8. UCLA
9. Georgia Tech
10. Kansas State
11. Texas A&M
12. Michigan
13. Air Force
14. Georgia
15. Texas
16. Arkansas
17. Penn State
18. Virginia
19. **Nebraska**
20. Miami
21. Missouri
22. Notre Dame
23. Virginia Tech
24. Purdue
25. Syracuse

## 1999

1. Florida State
2. Virginia Tech
3. **Nebraska**
4. Wisconsin
5. Michigan
6. Kansas State
7. Michigan State
8. Alabama
9. Tennessee
10. Marshall
11. Penn State
12. Florida
13. Mississippi State
14. Southern Mississippi
15. Miami
16. Georgia
17. Arkansas
18. Minnesota
19. Oregon
20. Georgia Tech
21. Texas
22. Mississippi
23. Texas A&M
24. Illinois
25. Purdue

## 2000

1. Oklahoma
2. Miami
3. Washington
4. Oregon State
5. Florida State
6. Virginia Tech
7. Oregon
8. **Nebraska**
9. Kansas State
10. Florida
11. Michigan
12. Texas
13. Purdue
14. Colorado State
15. Notre Dame
16. Clemson
17. Georgia Tech
18. Auburn
19. South Carolina
20. Georgia

21. Texas Christian
22. Louisiana State
23. Wisconsin
24. Mississippi State
25. Iowa State

## 2001

1. Miami
2. Oregon
3. Florida
4. Tennessee
5. Texas
6. Oklahoma
7. Louisiana State
8. **Nebraska**
9. Colorado
10. Washington
11. Maryland
12. Illinois
13. South Carolina
14. Syracuse
15. Florida State
16. Stanford
17. Louisville
18. Virginia Tech
19. Washington
20. Michigan
21. Boston College
22. Georgia
23. Toledo
24. Georgia Tech
25. Brigham Young

## 2002

1. Ohio State
2. Miami
3. Georgia
4. USC
5. Oklahoma
6. Texas
7. Kansas State
8. Iowa
9. Michigan
10. Washington State
11. Alabama
12. North Carolina State
13. Maryland
14. Auburn
15. Boise State
16. Penn State
17. Notre Dame
18. Virginia Tech
19. Pittsburgh
20. Colorado
21. Florida State
22. Virginia
23. Texas Christian
24. Marshall
25. West Virginia

## 2003

1. USC
2. Louisiana State
3. Oklahoma
4. Ohio State
5. Miami
6. Michigan
7. Georgia
8. Iowa
9. Washington State
10. Miami (Ohio)
11. Florida State
12. Texas
13. Mississippi
14. Kansas State
15. Tennessee
16. Boise State
17. Maryland
18. Purdue
19. **Nebraska**
20. Minnesota
21. Utah
22. Clemson
23. Bowling Green
24. Florida
25. Texas Christian

## 2004

1. USC
2. Auburn
3. Oklahoma
4. Utah
5. Texas
6. Louisville
7. Georgia
8. Iowa
9. California
10. Virginia Tech
11. Miami
12. Boise State
13. Tennessee
14. Michigan
15. Florida State
16. Louisiana State
17. Wisconsin
18. Texas Tech
19. Arizona State
20. Ohio State
21. Boston College
22. Fresno State
23. Virginia
24. Navy
25. Pittsburgh

## 2005

1. Texas
2. USC
3. Penn State
4. Ohio State
5. LSU
6. West Virginia
7. Virginia Tech
8. Alabama
9. TCU
10. Georgia
11. Notre Dame
12. Oregon
13. UCLA
14. Auburn
15. Wisconsin
16. Florida
17. Boston College
18. Miami
19. Texas Tech
20. Louisville
21. Clemson
22. Oklahoma
23. Florida State
24. **Nebraska**
25. California



United Press  
International  
Coaches Poll  
(1950 to 1990)

## 1950

1. Oklahoma
2. Texas
3. Tennessee
4. California
5. Army
6. Michigan
7. Kentucky
8. Princeton
9. Michigan State
10. Ohio State
11. Illinois
12. Clemson
13. Miami
14. Wyoming

15. Washington
16. Baylor
17. Alabama
18. Washington & Lee
19. Navy
20. **Nebraska**
20. Wisconsin
20. Cornell

## 1951

1. Tennessee
2. Michigan State
3. Illinois
4. Maryland
5. Georgia Tech
6. Princeton
7. Stanford
8. Wisconsin
9. Baylor
10. Texas Christian
11. Oklahoma
12. California
13. Notre Dame
14. San Francisco
15. Purdue
16. Washington State
17. Holy Cross
18. UCLA
19. Kentucky
20. Kansas

## 1952

1. Michigan State
2. Georgia Tech
3. Notre Dame
4. Oklahoma
4. USC
6. UCLA
7. Mississippi
8. Tennessee
9. Alabama
10. Wisconsin
11. Texas
12. Purdue
13. Maryland
14. Princeton
15. Ohio State
16. Pittsburgh
17. Navy
18. Duke
19. Houston
20. Kentucky

## 1953

1. Maryland
2. Notre Dame
3. Michigan State
4. UCLA
5. Oklahoma
6. Rice
7. Illinois
8. Texas
9. Georgia Tech
10. Iowa
11. Alabama
12. Texas Tech
13. West Virginia
14. Wisconsin
15. Kentucky
16. Army
17. Stanford
18. Duke
19. Michigan
20. Ohio State

## 1954

1. UCLA
2. Ohio State
3. Oklahoma
4. Notre Dame
5. Navy
6. Mississippi
7. Army

# All-Time Final National Rankings

8. Arkansas
9. Miami
10. Wisconsin
11. USC
12. Maryland
13. Georgia Tech
14. Duke
15. Michigan
16. Penn State
17. Southern Methodist
18. Denver
19. Rice
20. Minnesota

## 1955

1. Oklahoma
2. Michigan State
3. Maryland
4. UCLA
5. Ohio State
6. Texas Christian
7. Georgia Tech
8. Auburn
9. Notre Dame
10. Mississippi
11. Pittsburgh
12. USC
13. Michigan
14. Texas A&M
15. Army
16. Duke
17. West Virginia
18. Miami
19. Iowa
20. Navy
20. Stanford
20. Miami (Ohio)

## 1956

1. Oklahoma
2. Tennessee
3. Iowa
4. Georgia Tech
5. Texas A&M
6. Miami
7. Michigan
8. Syracuse
9. Minnesota
10. Michigan State
11. Baylor
12. Pittsburgh
13. Oregon State
14. Texas Christian
15. USC
16. Wyoming
17. Yale
18. Colorado
19. Navy
20. Duke

## 1957

1. Ohio State
2. Auburn
3. Michigan State
4. Oklahoma
5. Iowa
6. Navy
7. Rice
8. Mississippi
9. Notre Dame
10. Texas A&M
11. Texas
12. Arizona State
13. Army
14. Duke
15. Wisconsin
16. Tennessee
17. Oregon
18. Clemson
19. UCLA
20. North Carolina State

## 1958

1. Louisiana State
2. Iowa
3. Army
4. Auburn
5. Oklahoma
6. Wisconsin
7. Ohio State
8. Air Force
9. Texas Christian
10. Syracuse
11. Purdue
12. Mississippi
13. Clemson
14. Notre Dame
15. Florida
16. California
17. Northwestern
18. Southern Methodist

Only 18 teams ranked

## 1959

1. Syracuse
2. Mississippi
3. Louisiana State
4. Texas
5. Georgia
6. Wisconsin
7. Washington
8. Texas Christian
9. Arkansas
10. Penn State
11. Illinois
12. USC
13. Alabama
14. Pittsburgh
15. Oklahoma
16. Northwestern
17. Michigan State
18. Wyoming
19. Auburn
20. Missouri

## 1960

1. Minnesota
2. Iowa
3. Mississippi
4. Missouri
5. Washington
6. Navy
7. Arkansas
8. Ohio State
9. Kansas
9. Alabama
11. Duke
12. Baylor
13. Michigan State
14. Auburn
15. Purdue
16. Florida
17. Texas
18. Yale
19. New Mexico State
20. Tennessee

## 1961

1. Alabama
2. Ohio State
3. Louisiana State
4. Texas
5. Mississippi
6. Minnesota
7. Colorado
8. Arkansas
9. Michigan State
10. Utah State
11. Purdue
12. Missouri
13. Georgia Tech
14. Duke
15. Kansas
16. Syracuse
17. Wyoming
18. Wisconsin

19. Miami
20. Penn State

## 1962

1. USC
2. Wisconsin
3. Mississippi
4. Texas
5. Alabama
6. Arkansas
7. Oklahoma
8. Louisiana State
9. Penn State
10. Minnesota
11. Georgia Tech
12. Missouri
13. Ohio State
14. Duke
15. Washington
16. Northwestern
17. Oregon State
18. Arizona State
19. Illinois
20. Miami

## 1963

1. Texas
2. Navy
3. Pittsburgh
4. Illinois
5. **Nebraska**
6. Auburn
7. Mississippi
8. Oklahoma
9. Alabama
10. Michigan State
11. Mississippi State
12. Syracuse
13. Arizona State
14. Memphis State
15. Washington
16. Penn State
17. USC
18. Missouri
19. North Carolina
20. Baylor

## 1964

1. Alabama
2. Arkansas
3. Notre Dame
4. Michigan
5. Texas
6. **Nebraska**
7. Louisiana State
8. Oregon State
9. Ohio State
10. USC
11. Florida State
12. Syracuse
13. Princeton
14. Penn State
15. Utah
16. Illinois
17. New Mexico
18. Tulsa
19. Missouri
20. Mississippi
20. Michigan State

## 1965

1. Michigan State
2. Arkansas
3. **Nebraska**
4. Alabama
5. UCLA
6. Missouri
7. Tennessee
8. Notre Dame
9. USC
10. Texas Tech
11. Ohio State
12. Florida
13. Purdue
14. Louisiana State

15. Georgia
16. Tulsa
17. Mississippi
18. Kentucky
19. Syracuse
20. Colorado

## 1966

1. Notre Dame
2. Michigan State
3. Alabama
4. Georgia
5. UCLA
6. Purdue
7. **Nebraska**
8. Georgia Tech
9. Southern Methodist
10. Miami
11. Florida
12. Mississippi
13. Arkansas
14. Tennessee
15. Wyoming
16. Syracuse
17. Houston
18. USC
19. Oregon State
20. Virginia Tech

## 1967

1. USC
2. Tennessee
3. Oklahoma
4. Notre Dame
5. Wyoming
6. Indiana
7. Alabama
8. Oregon State
9. Purdue
10. UCLA
11. Penn State
12. Syracuse
13. Colorado
14. Minnesota
15. Florida State
16. Miami
17. North Carolina State
18. Georgia
19. Houston
20. Arizona State

## 1968

1. Ohio State
2. USC
3. Penn State
4. Georgia
5. Texas
6. Kansas
7. Tennessee
8. Notre Dame
9. Arkansas
10. Oklahoma
11. Purdue
12. Alabama
13. Oregon State
14. Florida State
15. Michigan
16. Southern Methodist
17. Missouri
18. Ohio University
18. Minnesota
20. Houston
20. Stanford

## 1969

1. Texas
2. Penn State
3. Arkansas
4. USC
5. Ohio State
6. Missouri
7. Louisiana State
8. Michigan
9. Notre Dame

10. UCLA
11. Tennessee
12. **Nebraska**
13. Mississippi
14. Stanford
15. Auburn
16. Houston
17. Florida
18. Purdue
18. San Diego State
18. West Virginia
18. Mississippi

## 1970

1. Texas
2. Ohio State
3. **Nebraska**
4. Tennessee
5. Notre Dame
6. Louisiana State
7. Michigan
8. Arizona State
9. Auburn
10. Stanford
11. Air Force
12. Arkansas
13. Houston
13. Dartmouth
15. Oklahoma
16. Colorado
17. Georgia Tech
17. Toledo
19. Penn State
19. USC

## 1971

1. **Nebraska**
2. Alabama
3. Oklahoma
4. Michigan
5. Auburn
6. Arizona State
7. Colorado
8. Georgia
9. Tennessee
10. Louisiana State
11. Penn State
12. Texas
13. Toledo
14. Houston
15. Notre Dame
16. Stanford
17. Iowa State
18. North Carolina
19. Florida State
20. Arkansas

## 1972

1. USC
2. Oklahoma
3. Ohio State
4. Alabama
5. Texas
6. Michigan
7. Auburn
8. Penn State
9. **Nebraska**
10. Louisiana State
11. Tennessee
12. Notre Dame
13. Arizona State
14. Colorado
14. North Carolina
16. Louisville
17. UCLA
17. Washington State
19. Utah State
20. San Diego State

## 1973

1. Alabama
2. Oklahoma
3. Ohio State
4. Notre Dame



# All-Time Final National Rankings

5. Penn State
6. Michigan
7. USC
8. Texas
9. UCLA
10. Arizona State
11. **Nebraska**
11. Texas Tech
13. Houston
14. Louisiana State
15. Kansas
15. Tulane
17. Miami (Ohio)
18. Maryland
19. San Diego State
19. Florida

## 1974

1. Alabama
2. Ohio State
3. Michigan
4. USC
5. Auburn
6. Penn State
7. **Nebraska**
8. Notre Dame
9. North Carolina State
10. Texas
11. Maryland
12. Baylor
13. Miami (Ohio)
14. Florida
15. Brigham Young
16. Texas A&M
17. Michigan State
18. Arizona
18. North Carolina
20. Tulsa

## 1975

1. Oklahoma
2. Arizona State
3. Alabama
4. Ohio State
5. UCLA
6. Arkansas
7. Texas
8. Michigan
9. **Nebraska**
10. Penn State
11. Maryland
12. Texas A&M
13. Arizona
13. Pittsburgh
15. California
16. Miami (Ohio)
17. Notre Dame
17. West Virginia
19. Georgia
19. USC

## 1976

1. Pittsburgh
2. USC
3. Michigan
4. Houston
5. Ohio State
6. Oklahoma
7. **Nebraska**
8. Texas A&M
9. Alabama
10. Georgia
11. Maryland
12. Notre Dame
13. Texas Tech
14. Oklahoma State
15. UCLA
16. Colorado
17. Rutgers
18. Iowa State
19. Baylor
19. North Carolina State

## 1977

1. Notre Dame
2. Alabama
3. Arkansas
4. Penn State
5. Texas
6. Oklahoma
7. Pittsburgh
8. Michigan
9. Washington
10. **Nebraska**
11. Florida State
12. Ohio State
12. USC
14. North Carolina
15. Stanford
16. North Texas State
16. Brigham Young
18. Arizona State
19. San Diego State
19. North Carolina State

## 1978

1. USC
2. Alabama
3. Oklahoma
4. Penn State
5. Michigan
6. Clemson
6. Notre Dame
8. **Nebraska**
9. Texas
10. Arkansas
11. Houston
12. UCLA
13. Purdue
14. Missouri
15. Georgia
16. Stanford
17. Navy
18. Texas A&M
19. Arizona State
20. Missouri

## 1979

1. Alabama
2. USC
3. Oklahoma
4. Ohio State
5. Houston
6. Pittsburgh
7. **Nebraska**
8. Florida State
9. Arkansas
10. Purdue
11. Washington
12. Brigham Young
13. Texas
14. North Carolina
15. Baylor
16. Indiana
17. Temple
18. Penn State
19. Michigan
20. Missouri

## 1980

1. Georgia
2. Pittsburgh
3. Oklahoma
4. Michigan
5. Florida State
6. Alabama
7. **Nebraska**
8. Penn State
9. North Carolina
10. Notre Dame
11. Brigham Young
12. USC
13. Baylor
14. UCLA
15. Ohio State
16. Purdue
17. Washington

18. Miami
19. Florida
20. Southern Methodist

## 1981

1. Clemson
2. Pittsburgh
3. Penn State
4. Texas
5. Georgia
6. Alabama
7. Washington
8. North Carolina
9. **Nebraska**
10. Michigan
11. Brigham Young
12. Ohio State
13. USC
14. Oklahoma
15. Iowa
16. Arkansas
17. Mississippi State
18. West Virginia
19. Southern Mississippi
20. Missouri

## 1982

1. Penn State
2. Southern Methodist
3. **Nebraska**
4. Georgia
5. UCLA
6. Arizona State
7. Washington
8. Arkansas
9. Pittsburgh
10. Florida State
11. Louisiana State
12. Ohio State
13. North Carolina
14. Auburn
15. Michigan
16. Oklahoma
17. Alabama
17. Texas
19. West Virginia
20. Maryland

## 1983

1. Miami
2. **Nebraska**
3. Auburn
4. Georgia
5. Texas
6. Florida
7. Brigham Young
8. Ohio State
9. Michigan
10. Illinois
11. Southern Methodist
12. Alabama
13. UCLA
14. Iowa
15. Air Force
16. West Virginia
17. Penn State
18. Oklahoma State
19. Pittsburgh
20. Boston College

## 1984

1. Brigham Young
2. Washington
3. **Nebraska**
4. Boston College
5. Oklahoma State
6. Oklahoma
7. Florida
8. Southern Methodist
9. USC
10. UCLA
11. Maryland
12. Ohio State
13. South Carolina
14. Auburn

15. Iowa
16. Louisiana State
17. Virginia
18. West Virginia
19. Kentucky
19. Florida State

## 1985

1. Oklahoma
2. Michigan
3. Penn State
4. Tennessee
5. Air Force
6. UCLA
7. Texas A&M
8. Miami
9. Iowa
10. **Nebraska**
11. Ohio State
12. Arkansas
13. Florida State
14. Alabama
15. Baylor
16. Fresno State
17. Brigham Young
18. Georgia Tech
19. Maryland
20. Louisiana State

## 1986

1. Penn State
2. Miami
3. Oklahoma
4. **Nebraska**
5. Arizona State
6. Ohio State
7. Michigan
8. Auburn
9. Alabama
10. Arizona
11. Louisiana State
12. Texas A&M
13. Baylor
14. UCLA
15. Iowa
16. Arkansas
17. Washington
18. Boston College
19. Clemson
20. Florida State

## 1987

1. Miami
2. Florida State
3. Oklahoma
4. Syracuse
5. Louisiana State
6. **Nebraska**
7. Auburn
8. Michigan State
9. Texas A&M
10. Clemson
11. UCLA
12. Oklahoma State
13. Tennessee
14. Georgia
15. South Carolina
15. Iowa
17. USC
18. Michigan
19. Texas
20. Indiana

## 1988

1. Notre Dame
2. Miami
3. Florida State
4. Michigan
5. West Virginia
6. UCLA
7. Auburn
8. Clemson
9. USC
10. **Nebraska**
11. Oklahoma State

12. Syracuse
13. Arkansas
14. Oklahoma
15. Georgia
16. Washington State
17. North Carolina State
17. Alabama
19. Indiana
20. Wyoming

## 1989

1. Miami
2. Florida State
3. Notre Dame
4. Colorado
5. Tennessee
6. Auburn
7. Alabama
8. Michigan
9. USC
10. Illinois
11. Clemson
12. **Nebraska**
13. Arkansas
14. Penn State
15. Virginia
16. Texas Tech
16. Michigan State
18. Brigham Young
19. Pittsburgh
20. Washington

## 1990

1. Georgia Tech
2. Colorado
3. Miami
4. Florida State
5. Washington
6. Notre Dame
7. Tennessee
8. Michigan
9. Clemson
10. Penn State
11. Texas
12. Louisville
13. Texas A&M
14. Michigan State
15. Virginia
16. Iowa
17. **Nebraska**
17. Brigham Young
19. Auburn
20. San Jose State
21. Syracuse
22. USC
23. Mississippi
24. Illinois
25. Virginia Tech

# All-Time Final National Rankings



## USA Today/CNN Coaches Poll (1991 to 1996)

### 1991

1. Washington
2. Miami
3. Penn State
4. Florida State
5. Alabama
6. Michigan
7. California
8. Florida
9. East Carolina
10. Iowa
11. Syracuse
12. Notre Dame
13. Texas A&M
14. Oklahoma
15. Tennessee
16. **Nebraska**
17. Clemson
18. UCLA
19. Georgia
20. Colorado
21. Tulsa
22. Stanford
23. Brigham Young
24. Air Force
25. North Carolina State

### 1992

1. Alabama
2. Florida State
3. Miami
4. Notre Dame
5. Michigan
6. Texas A&M
7. Syracuse
8. Georgia
9. Stanford
10. Washington
11. Florida
12. Tennessee
13. Colorado
14. **Nebraska**
15. North Carolina State
16. Mississippi
17. Washington State
18. Ohio State
19. Hawaii
20. North Carolina
21. Boston College
22. Fresno State
23. Kansas
24. Mississippi State
25. Penn State

### 1993

1. Florida State
2. Notre Dame
3. **Nebraska**
4. Florida
5. Wisconsin
6. West Virginia
7. Penn State
8. Texas A&M
9. Arizona
10. Ohio State
11. Tennessee
12. Boston College
13. Alabama
14. Oklahoma
15. Miami
16. Colorado
17. UCLA
18. Kansas State
19. Michigan

20. Virginia Tech
21. North Carolina
22. Clemson
23. Louisville
24. California
25. USC

### 1994

1. **Nebraska**
2. Penn State
3. Colorado
4. Alabama
5. Florida State
6. Miami
7. Florida
8. Utah
9. Ohio State
10. Brigham Young
11. Oregon
12. Michigan
13. Virginia
14. Colorado State
15. USC
16. Kansas State
17. North Carolina State
18. Tennessee
19. Washington State
20. Arizona
21. North Carolina
22. Boston College
23. Texas
24. Virginia Tech
25. Mississippi State

### 1995

1. **Nebraska**
2. Tennessee
3. Florida
4. Colorado
5. Florida State
6. Kansas State
7. Northwestern
8. Ohio State
9. Virginia Tech
10. Kansas
11. USC
12. Penn State
13. Notre Dame
14. Texas
15. Texas A&M
16. Syracuse
17. Virginia
18. Oregon
19. Michigan
20. Texas Tech
21. Auburn
22. Iowa
23. East Carolina
24. Toledo
25. Louisiana State

### 1996

1. Florida
2. Ohio State
3. Florida State
4. Arizona State
5. Brigham Young
6. **Nebraska**
7. Penn State
8. Colorado
9. Tennessee
10. North Carolina
11. Alabama
12. Virginia Tech
13. Louisiana State
14. Miami
15. Washington
16. Northwestern
17. Kansas State
18. Iowa
19. Syracuse
20. Michigan
21. Notre Dame
22. Wyoming
23. Texas
24. Army
25. Auburn



## USA Today/ESPN Coaches Poll (1997 to Present)

### 1997

1. **Nebraska**
2. Michigan
3. Florida State
4. North Carolina
5. UCLA
6. Florida
7. Kansas State
8. Tennessee
9. Washington State
10. Georgia
11. Auburn
12. Ohio State
13. Louisiana State
14. Arizona State
15. Purdue
16. Colorado State
17. Penn State
18. Washington
19. Southern Mississippi
20. Syracuse
21. Texas A&M
22. Mississippi
23. Missouri
24. Oklahoma State
25. Air Force

### 1998

1. Tennessee
2. Ohio State
3. Florida State
4. Arizona
5. Wisconsin
6. Florida
7. Tulane
8. UCLA
9. Kansas State
10. Air Force
11. Georgia Tech
12. Michigan
13. Texas A&M
14. Georgia
15. Penn State
16. Texas
17. Arkansas
18. Virginia
19. Virginia Tech
20. **Nebraska**
21. Miami
22. Notre Dame
23. Purdue
24. Syracuse
25. Missouri

### 1999

1. Florida State
2. **Nebraska**
3. Virginia Tech
4. Wisconsin
5. Michigan
6. Kansas State
7. Michigan State
8. Alabama
9. Tennessee
10. Marshall
11. Penn State
12. Mississippi State
13. Southern Mississippi
14. Florida
15. Miami

16. Georgia
17. Minnesota
18. Oregon
19. Arkansas
20. Texas A&M
21. Georgia Tech
22. Mississippi
23. Texas
24. Stanford
25. Illinois

### 2000

1. Oklahoma
2. Miami
3. Washington
4. Florida State
5. Oregon State
6. Virginia Tech
7. **Nebraska**
8. Kansas State
9. Oregon
10. Michigan
11. Florida
12. Texas
13. Purdue
14. Clemson
15. Colorado State
16. Notre Dame
17. Georgia
18. Texas Christian
19. Georgia Tech
20. Auburn
21. South Carolina
22. Mississippi State
23. Iowa State
24. Wisconsin
25. Tennessee

### 2001

1. Miami
2. Oregon
3. Florida
4. Tennessee
5. Texas
6. Oklahoma
7. **Nebraska**
8. Louisiana State
9. Colorado
10. Maryland
11. Washington State
12. Illinois
13. South Carolina
14. Syracuse
15. Florida State
16. Louisville
17. Stanford
18. Virginia Tech
19. Washington
20. Michigan
21. Marshall
22. Toledo
23. Boston College
24. Brigham Young
25. Georgia

### 2002

1. Ohio State
2. Miami
3. Georgia
4. USC
5. Oklahoma
6. Kansas State
7. Texas
8. Iowa
9. Michigan
10. Washington State
11. North Carolina State
12. Boise State
13. Maryland
14. Virginia Tech
15. Penn State
16. Auburn
17. Notre Dame
18. Pittsburgh
19. Marshall
20. West Virginia

21. Colorado
22. Texas Christian
23. Florida State
24. Florida
25. Virginia

### 2003

1. Louisiana State
2. USC
3. Oklahoma
4. Ohio State
5. Miami
6. Georgia
7. Michigan
8. Iowa
9. Washington State
10. Florida State
11. Texas
12. Miami (Ohio)
13. Kansas State
14. Mississippi
15. Boise State
16. Tennessee
17. Minnesota
18. **Nebraska**
19. Purdue
20. Maryland
21. Utah
22. Clemson
23. Bowling Green
24. Texas Christian
25. Florida

### 2004

1. USC
2. Auburn
3. Oklahoma
4. Texas
5. Utah
6. Georgia
7. Louisville
8. Iowa
9. California
10. Virginia Tech
11. Miami
12. Michigan
13. Boise State
14. Florida State
15. Tennessee
16. Louisiana State
17. Texas Tech
18. Wisconsin
19. Ohio State
20. Arizona State
21. Boston College
22. Fresno State
23. Virginia
24. Navy
25. Florida

### 2005

1. Texas
2. USC
3. Penn State
4. Ohio State
5. West Virginia
6. LSU
7. Virginia Tech
8. Alabama
9. Notre Dame
10. Georgia
11. TCU
12. Florida
12. Oregon
14. Auburn
15. Wisconsin
16. UCLA
17. Miami
18. Boston College
19. Louisville
20. Texas Tech
21. Clemson
22. Oklahoma
23. Florida State
24. **Nebraska**
25. California

# Husker Network TV Log 1953-2005

Date	Game	Network	Site	Type	Result	TV Player-of-the-Game
Saturday, Sept. 19, 1953	Nebraska–Oregon	NBC	Lincoln	N	L, 12-20	First TV broadcast of college game
Saturday, Jan. 1, 1955	Nebraska–Duke (OB)	NBC	Miami	N	L, 7-34	
Saturday, Nov. 9, 1957	Nebraska–Iowa State	NBC	Ames	R	L, 0-13	
Saturday, Oct. 25, 1958	Nebraska–Colorado	NBC	Boulder	R	L, 16-27	
Saturday, Nov. 8, 1958	Nebraska–Kansas	NBC	Lawrence	R	L, 7-29	
Saturday, Nov. 3, 1962	Nebraska–Missouri	CBS	Lincoln	R	L, 7-16	
Saturday, Dec. 15, 1962	Nebraska–Miami (GB)	ABC-(D)	New York	N	W, 36-34	Willie Ross, RB
Wednesday, Jan. 1, 1964	Nebraska–Auburn (OB)	NBC	Miami	N	W, 13-7	
Saturday, Sept. 26, 1964	Nebraska–Minnesota	NBC	Minneapolis	N	W, 26-21	
Friday, Jan. 1, 1965	Nebraska–Arkansas (CB)	CBS	Dallas	N	L, 7-10	
Thursday, Nov. 25, 1965	Nebraska–Oklahoma	NBC	Lincoln	N	W, 21-9	
Saturday, Jan. 1, 1966	Nebraska–Alabama (OB)	NBC	Miami	N	L, 28-39	
Saturday, Oct. 29, 1966	Nebraska–Missouri	ABC	Lincoln	R	W, 35-0	
Thursday, Nov. 24, 1966	Nebraska–Oklahoma	ABC	Norman	N	L, 9-10	
Saturday, Jan. 1, 1967	Nebraska–Alabama (SB)	ABC	New Orleans	N	L, 7-34	
Thursday, Nov. 23, 1967	Nebraska–Oklahoma	ABC	Lincoln	N	L, 14-21	
Saturday, Nov. 23, 1968	Nebraska–Oklahoma	ABC	Norman	N	L, 0-47	
Saturday, Sept. 27, 1969	Nebraska–Texas A&M	ABC	Lincoln	R	W, 14-0	
Sunday, Dec. 21, 1969	Nebraska–Georgia (SunB)	CBS	El Paso	N	W, 45-6	Paul Rogers, PK/Jerry Murtaugh, LB
Saturday, Oct. 31, 1970	Nebraska–Colorado	ABC	Boulder	R	W, 29-13	
Friday, Jan. 1, 1971	Nebraska–LSU (OB)	NBC	Miami	N	W, 17-12	Jerry Tagge, QB/Willie Harper, DE
Saturday, Oct. 30, 1971	Nebraska–Colorado	ABC	Lincoln	N	W, 31-7	Jeff Kinney, IB/Rich Glover, MG
Thursday, Nov. 25, 1971	Nebraska–Oklahoma	ABC	Norman	N	W, 35-31	Jerry Tagge, QB/Rich Glover, MG
Saturday, Jan. 1, 1972	Nebraska–Alabama (OB)	NBC	Miami	N	W, 38-6	Jerry Tagge, QB/Rich Glover, MG
Saturday, Sept. 23, 1972	Nebraska–Army	ABC	West Point	R	W, 77-7	Dave Humm, QB/Rich Glover, MG
Saturday, Nov. 4, 1972	Nebraska–Colorado	ABC	Boulder	N	W, 33-10	Johnny Rodgers, WB/Jim Branch, LB
Thursday, Nov. 23, 1972	Nebraska–Oklahoma	ABC	Lincoln	N	L, 14-17	
Monday, Jan. 1, 1973	Nebraska–Notre Dame (OB)	NBC	Miami	N	W, 40-6	Johnny Rodgers, WB/Rich Glover, MG
Saturday, Sept. 8, 1973	Nebraska–UCLA	ABC	Lincoln	N	W, 40-13	Steve Runty, QB/John Dutton, DT
Friday, Nov. 23, 1973	Nebraska–Oklahoma	ABC	Norman	N	L, 0-27	
Tuesday, Jan. 1, 1974	Nebraska–Texas (CB)	CBS	Dallas	N	W, 19-3	Tony Davis, IB
Saturday, Sept. 21, 1974	Nebraska–Wisconsin	ABC	Madison	R	L, 20-21	
Saturday, Nov. 2, 1974	Nebraska–Colorado	ABC	Boulder	R	W, 31-15	Dave Humm, QB/Tom Ruud, LB
Tuesday, Dec. 31, 1974	Nebraska–Florida (SB)	ABC	New Orleans	N	W, 13-10	Tony Davis, IB
Saturday, Nov. 1, 1975	Nebraska–Missouri	ABC	Columbia	N	W, 30-7	V.Ferragamo, QB/D. Butterfield, DB
Friday, Dec. 26, 1975	Nebraska–Arizona State (FB)	CBS	Tempe	N	L, 14-17	
Saturday, Oct. 23, 1976	Nebraska–Missouri	ABC	Lincoln	N	L, 24-34	Mike Fultz, DT
Friday, Nov. 26, 1976	Nebraska–Oklahoma	ABC	Lincoln	N	L, 17-20	Clete Pillen, LB
Friday, Dec. 31, 1976	Nebraska–Texas Tech (ABB)	TVS	Houston	N	W, 27-24	Chuck Malito, SE
Saturday, Sept. 17, 1977	Nebraska–Alabama	ABC	Lincoln	R	W, 31-24	Rick Berns, IB/Jim Pillen, M
Saturday, Oct. 29, 1977	Nebraska–Oklahoma State	ABC	Stillwater	R	W, 31-14	Tom Sorley, QB/Lee Kunz, LB
Friday, Nov. 25, 1977	Nebraska–Oklahoma	ABC	Norman	N	L, 7-38	
Monday, Dec. 19, 1977	Nebraska–North Carolina (LB)	ABC	Memphis	N	W, 21-17	
Saturday, Sept. 2, 1978	Nebraska–Alabama	ABC	Birmingham	N	L, 3-20	George Andrews, DE
Saturday, Sept. 30, 1978	Nebraska–Indiana	ABC	Bloomington	R	W, 69-17	I.M. Hipp, IB
Saturday, Nov. 11, 1978	Nebraska–Oklahoma	ABC	Lincoln	N	W, 17-14	Rick Berns, IB/Jim Pillen, M
Monday, Jan. 1, 1979	Nebraska–Oklahoma (OB)	NBC	Miami	N	L, 24-31	
Saturday, Sept. 22, 1979	Nebraska–Iowa	ESPN	Iowa City	D	W, 24-21	
Saturday, Sept. 29, 1979	Nebraska–Penn State	ABC	Lincoln	R	W, 42-17	Tim Hager, QB
Saturday, Nov. 17, 1979	Nebraska–Iowa State	ESPN	Lincoln	D	W, 34-3	
Saturday, Nov. 24, 1979	Nebraska–Oklahoma	ABC	Norman	R	L, 14-17	Andy Means, DB
Tuesday, Jan. 1, 1980	Nebraska–Houston (CB)	CBS	Dallas	N	L, 14-17	
Saturday, Sept. 20, 1980	Nebraska–Iowa	ESPN	Lincoln	D	W, 57-0	
Saturday, Sept. 27, 1980	Nebraska–Penn State	ABC	Univ. Park	N	W, 21-7	Jarvis Redwine, IB
Saturday, Nov. 15, 1980	Nebraska–Iowa State	ESPN	Ames	D	W, 35-0	
Saturday, Nov. 22, 1980	Nebraska–Oklahoma	ABC	Lincoln	R	L, 17-21	Jarvis Redwine, IB
Saturday, Dec. 27, 1980	Nebraska–Mississippi St. (SunB)	CBS	El Paso	N	W, 31-17	Jeff Quinn, QB/Jimmy Williams, DB
Saturday, Sept. 19, 1981	Nebraska–Florida State	ESPN	Lincoln	D	W, 34-14	
Saturday, Sept. 26, 1981	Nebraska–Penn State	ESPN-(D)	Lincoln	D	L, 24-30	
Saturday, Oct. 24, 1981	Nebraska–Missouri	ABC	Columbia	R	W, 6-0	Todd Brown, SE
Saturday, Nov. 7, 1981	Nebraska–Oklahoma State	ABC	Stillwater	R	W, 54-7	Mike Rozier, IB
Saturday, Nov. 21, 1981	Nebraska–Oklahoma	ESPN	Norman	D	W, 37-14	
Friday, Jan. 1, 1982	Nebraska–Clemson (OB)	NBC	Miami	N	L, 15-22	
Saturday, Sept. 11, 1982	Nebraska–Iowa	ESPN	Lincoln	D	W, 42-7	
Saturday, Sept. 25, 1982	Nebraska–Penn State	CBS	Univ. Park	N	L, 24-27	Turner Gill, QB
Saturday, Oct. 23, 1982	Nebraska–Missouri	ABC	Lincoln	R	W, 23-19	Mike Rozier, IB

**Key:** AB-Alamo Bowl; ABB-Astro-Bluebonnet Bowl; CB-Cotton Bowl; D-Delay; FB-Fiesta Bowl; FCB-Florida Citrus Bowl; FSN-Fox Sports Net; GB-Gotham Bowl; HB-Holiday Bowl; IB-Independence Bowl; LB-Liberty Bowl; N-National; OB-Orange Bowl; R-Regional; RB-Rose Bowl; SB-Sugar Bowl; SN-Split National; SunB-Sun Bowl; USA-USA Cable Network; \*Regionally Syndicated Game

# Husker Network TV Log 1953-2005

Date	Game	Network	Site	Type	Result	TV Player-of-the-Game
Friday, Nov. 26, 1982	Nebraska-Oklahoma	CBS	Lincoln	N	W, 28-24	Doug Wilkening, FB
Saturday, Jan. 1, 1983	Nebraska-LSU (OB)	NBC	Miami	N	W, 21-20	Turner Gill, QB/Dave Rimington, C
Monday, Aug. 29, 1983	Nebraska-Penn State	Katz	E. Rutherford	N	W, 44-6	
Saturday, Sept. 24, 1983	Nebraska-UCLA	ESPN	Lincoln	D	W, 42-10	
Saturday, Oct. 15, 1983	Nebraska-Missouri	ABC	Columbia	N	W, 34-13	
Saturday, Nov. 12, 1983	Nebraska-Kansas	ABC	Lincoln	R	W, 67-13	
Saturday, Nov. 26, 1983	Nebraska-Oklahoma	CBS	Norman	N	W, 28-21	
Monday, Jan. 2, 1984	Nebraska-Miami (OB)	NBC	Miami	N	L, 30-31	
Saturday, Sept. 22, 1984	Nebraska-UCLA	CBS	Pasadena	N	W, 42-3	
Saturday, Sept. 29, 1984	Nebraska-Syracuse	Katz/USA	Syracuse	R/N	L, 9-17	
Saturday, Oct. 6, 1984	Nebraska-Oklahoma State	ABC	Lincoln	R	W, 17-3	
Saturday, Oct. 13, 1984	Nebraska-Missouri	Katz/USA	Lincoln	R/N	W, 33-23	
Saturday, Nov. 17, 1984	Nebraska-Oklahoma	ABC	Lincoln	R	L, 7-17	
Tuesday, Jan. 1, 1985	Nebraska-LSU (SB)	ABC	New Orleans	N	W, 28-10	Craig Sundberg, QB
Saturday, Sept. 7, 1985	Nebraska-Florida State	ABC	Lincoln	N	L, 13-17	
Saturday, Oct. 12, 1985	Nebraska-Oklahoma State	ESPN	Stillwater	N	W, 34-24	
Saturday, Oct. 19, 1985	Nebraska-Missouri	Raycom	Columbia	R	W, 28-20	
Saturday, Oct. 26, 1985	Nebraska-Colorado	ABC	Lincoln	SN	W, 17-7	
Saturday, Nov. 23, 1985	Nebraska-Oklahoma	ABC	Norman	N	L, 7-27	
Wednesday, Jan. 1, 1986	Nebraska-Michigan (FB)	NBC	Tempe	N	L, 23-27	
Saturday, Sept. 6, 1986	Nebraska-Florida State	ABC	Lincoln	N	W, 34-17	
Saturday, Sept. 20, 1986	Nebraska-Illinois	WTBS	Champaign	N	W, 59-14	
Saturday, Oct. 11, 1986	Nebraska-Oklahoma State	ESPN	Lincoln	N	W, 30-10	
Saturday, Nov. 8, 1986	Nebraska-Iowa State	Raycom	Ames	R	W, 35-14	
Sunday, Nov. 23, 1986	Nebraska-Oklahoma	ABC	Lincoln	N	L, 17-20	
Thursday, Jan. 1, 1987	Nebraska-LSU (SB)	ABC	New Orleans	N	W, 30-15	Steve Taylor, QB
Saturday, Sept. 12, 1987	Nebraska-UCLA	ESPN	Lincoln	N	W, 42-33	Steve Taylor, QB
Saturday, Sept. 26, 1987	Nebraska-Arizona State	ABC	Tempe	N	W, 35-28	Steve Taylor, QB
Saturday, Oct. 3, 1987	Nebraska-South Carolina	ESPN	Lincoln	N	W, 30-21	Keith Jones, IB
Saturday, Oct. 17, 1987	Nebraska-Oklahoma State	CBS	Stillwater	R	W, 35-0	Steve Taylor, QB
Saturday, Nov. 21, 1987	Nebraska-Oklahoma	CBS	Lincoln	N	L, 7-17	LeRoy Etienne, LB
Wednesday, Nov. 28, 1987	Nebraska-Colorado	ESPN	Boulder	N	W, 24-7	Keith Jones, IB
Friday, Jan. 1, 1988	Nebraska-Florida State (FB)	NBC	Tempe	N	L, 28-31	Neil Smith, DT
Saturday, Aug. 27, 1988	Nebraska-Texas A&M	Raycom	E. Rutherford	N	W, 23-14	Steve Taylor, QB
Saturday, Sept. 10, 1988	Nebraska-UCLA	ABC	Pasadena	N	L, 28-41	Steve Taylor, QB
Saturday, Sept. 24, 1988	Nebraska-Arizona State	ESPN	Lincoln	N	W, 47-16	Ken Clark, IB
Saturday, Nov. 19, 1988	Nebraska-Oklahoma	CBS	Norman	N	W, 7-3	Husker Blackshirts
Monday, Jan. 2, 1989	Nebraska-Miami (OB)	NBC	Miami	N	L, 3-23	Charles Fryar, CB
Saturday, Nov. 4, 1989	Nebraska-Colorado	CBS	Boulder	N	L, 21-27	
Monday, Jan. 1, 1990	Nebraska-Florida State (FB)	NBC	Tempe	N	L, 17-41	Jake Young, C (sportsmanship)
Saturday, Sept. 1, 1990	Nebraska-Baylor	ESPN	Lincoln	N	W, 13-0	Scott Baldwin, IB
Saturday, Nov. 3, 1990	Nebraska-Colorado	ESPN	Lincoln	N	L, 12-27	
Friday, Nov. 23, 1990	Nebraska-Oklahoma	CBS	Norman	N	L, 10-45	Travis Hill, LB
Tuesday, Jan. 1, 1991	Nebraska-Georgia Tech (FCB)	ABC	Orlando	N	L, 21-45	
Saturday, Sept. 21, 1991	Nebraska-Washington	ABC	Lincoln	R	L, 21-36	Derek Brown, IB
Saturday, Nov. 2, 1991	Nebraska-Colorado	ESPN	Boulder	N	T, 19-19	Pat Engelbert, MG
Friday, Nov. 29, 1991	Nebraska-Oklahoma	ABC	Lincoln	N	W, 19-14	Johnny Mitchell, TE
Wednesday, Jan. 1, 1992	Nebraska-Miami (OB)	NBC	Miami	N	L, 0-22	Tyrone Legette, CB
Saturday, Sept. 19, 1992	Nebraska-Washington	ESPN	Seattle	N	L, 14-29	
Saturday, Oct. 31, 1992	Nebraska-Colorado	ESPN	Lincoln	N	W, 52-7	
Saturday, Nov. 7, 1992	Nebraska-Kansas	ESPN	Lincoln	N	W, 49-7	Trev Alberts, OLB
Friday, Nov. 27, 1992	Nebraska-Oklahoma	ABC	Norman	N	W, 33-9	Calvin Jones, IB
Friday, Jan. 1, 1993	Nebraska-Florida State (OB)	NBC	Miami	N	L, 14-27	Corey Dixon, SE
Saturday, Sept. 18, 1993	Nebraska-UCLA	ABC	Pasadena	R	W, 14-13	Trev Alberts, OLB
Thursday, Oct. 7, 1993	Nebraska-Oklahoma State	ESPN	Stillwater	N	W, 27-13	Barron Miles, CB
Saturday, Oct. 30, 1993	Nebraska-Colorado	ABC	Boulder	R	W, 21-17	Tommie Frazier, QB
Friday, Nov. 26, 1993	Nebraska-Oklahoma	ABC	Lincoln	N	W, 21-7	Dwayne Harris, OLB
Saturday, Jan. 1, 1994	Nebraska-Florida State (OB)	NBC	Miami	N	L, 16-18	Tommie Frazier, QB
Sunday, Aug. 28, 1994	Nebraska-West Virginia	ABC	E. Rutherford	N	W, 31-0	Tommie Frazier, QB
Thursday, Sept. 8, 1994	Nebraska-Texas Tech	ESPN	Lubbock	N	W, 42-16	Lawrence Phillips, IB
Saturday, Sept. 17, 1994	Nebraska-UCLA	ABC	Lincoln	R	W, 49-21	Zach Wiegert, OT
Saturday, Oct. 15, 1994	Nebraska-Kansas State	ABC	Manhattan	R	W, 17-6	Barron Miles, CB
Saturday, Oct. 29, 1994	Nebraska-Colorado	ABC	Lincoln	N	W, 24-7	Donta Jones, OLB
Friday, Nov. 25, 1994	Nebraska-Oklahoma	ABC	Norman	N	W, 13-3	Brook Berringer, QB
Sunday, Jan. 1, 1995	Nebraska-Miami (OB)	NBC	Miami	N	W, 24-17	Cory Schlesinger, FB
Thursday, Aug. 31, 1995	Nebraska-Oklahoma State	ESPN	Stillwater	N	W, 64-21	Lawrence Phillips, IB
Sunday, Sept. 10, 1995	Nebraska-Michigan State	ABC	East Lansing	R	W, 50-10	Lawrence Phillips, IB
Saturday, Oct. 21, 1995	Nebraska-Kansas State	ABC	Lincoln	R	W, 49-25	Tommie Frazier, QB
Saturday, Oct. 28, 1995	Nebraska-Colorado	ABC	Boulder	R	W, 44-21	Tommie Frazier, QB

# Husker Network TV Log 1953-2005

Date	Game	Network	Site	Type	Result	TV Player-of-the-Game
Saturday, Nov. 11, 1995	Nebraska-Kansas	ABC	Lawrence	R	W, 41-3	Tommie Frazier, QB
Saturday, Nov. 24, 1995	Nebraska-Oklahoma	ABC	Lincoln	N	W, 37-0	Grant Wistrom, RE
Tuesday, Jan. 2, 1996	Nebraska-Florida (FB)	CBS	Tempe	N	W, 62-24	Tommie Frazier, QB
Saturday, Sept. 7, 1996	Nebraska-Michigan State	ABC	Lincoln	R	W, 55-14	Grant Wistrom, RE
Saturday, Sept. 21, 1996	Nebraska-Arizona State	Prime	Tempe	N	L, 0-19	
Saturday, Sept. 28, 1996	Nebraska-Colorado State	Fox Sports*	Lincoln	R	W, 65-9	
Saturday, Oct. 5, 1996	Nebraska-Kansas State	ABC	Manhattan	R	W, 39-3	DeAngelo Evans, IB
Saturday, Oct. 19, 1996	Nebraska-Texas Tech	ABC	Lubbock	R	W, 24-10	Terrell Farley, LB
Saturday, Oct. 26, 1996	Nebraska-Kansas	FSN	Lincoln	N	W, 63-7	
Saturday, Nov. 2, 1996	Nebraska-Oklahoma	ABC	Norman	R	W, 73-21	Scott Frost, QB
Friday, Nov. 29, 1996	Nebraska-Colorado	ABC	Lincoln	N	W, 17-12	Grant Wistrom, RE
Saturday, Dec. 7, 1996	Nebraska-Texas (Big 12)	ABC	St. Louis	N	L, 27-37	DeAngelo Evans, IB
Tuesday, Dec. 31, 1996	Nebraska-Virginia Tech (OB)	CBS	Miami	N	W, 41-21	Scott Frost, QB
Saturday, Sept. 20, 1997	Nebraska-Washington	ABC	Seattle	R	W, 27-14	Scott Frost, QB
Saturday, Oct. 4, 1997	Nebraska-Kansas State	Fx	Lincoln	N	W, 56-26	
Saturday, Oct. 25, 1997	Nebraska-Kansas	FSN	Lawrence	N	W, 35-0	
Saturday, Nov. 1, 1997	Nebraska-Oklahoma	ABC	Lincoln	R	W, 69-7	Grant Wistrom, RE
Saturday, Nov. 8, 1997	Nebraska-Missouri	ABC	Columbia	R	W, 45-38	Scott Frost, QB
Saturday, Nov. 15, 1997	Nebraska-Iowa State	Fox Sports*	Lincoln	R	W, 77-14	
Friday, Nov. 28, 1997	Nebraska-Colorado	ABC	Boulder	R	W, 27-24	Scott Frost, QB
Saturday, Dec. 6, 1997	Nebraska-Texas A&M (Big 12)	ABC	San Antonio	N	W, 54-15	Scott Frost, QB
Friday, Jan. 2, 1998	Nebraska-Tennessee (OB)	CBS	Miami	N	W, 42-17	Ahman Green, IB
Saturday, Aug. 29, 1998	Nebraska-Louisiana Tech	FSN	Lincoln	N	W, 56-27	Ralph Brown, CB
Saturday, Sept. 12, 1998	Nebraska-California	FSN	Berkeley	N	W, 24-3	
Saturday, Sept. 26, 1998	Nebraska-Washington	ABC	Lincoln	R	W, 55-7	DeAngelo Evans, IB
Saturday, Oct. 3, 1998	Nebraska-Oklahoma State	FSN	Kansas City	N	W, 24-17	
Saturday, Oct. 10, 1998	Nebraska-Texas A&M	ABC	College Station	R	L, 21-28	Matt Davison, SE
Saturday, Oct. 17, 1998	Nebraska-Kansas	FSN	Lincoln	N	W, 41-0	
Saturday, Oct. 24, 1998	Nebraska-Missouri	Fox Sports*	Lincoln	R	W, 20-13	Monte Christo, QB
Saturday, Oct. 31, 1998	Nebraska-Texas	ABC	Lincoln	R	L, 16-20	Mike Brown, ROV
Saturday, Nov. 7, 1998	Nebraska-Kansas State	ABC	Manhattan	N	L, 30-40	Eric Crouch, QB
Friday, Nov. 27, 1998	Nebraska-Colorado	ABC	Lincoln	N	W, 16-14	Mike Rucker, RE
Wednesday, Dec. 30, 1998	Nebraska-Arizona (HB)	ESPN	San Diego	N	L, 20-23	Mike Rucker, RE (Def. MVP)
Saturday, Sept. 4, 1999	Nebraska-Iowa	ABC	Iowa City	R	W, 42-7	Eric Crouch, QB
Saturday, Sept. 11, 1999	Nebraska-California	ABC	Lincoln	R	W, 45-0	Eric Crouch, QB
Saturday, Sept. 25, 1999	Nebraska-Missouri	FSN	Columbia	N	W, 40-10	
Saturday, Oct. 2, 1999	Nebraska-Oklahoma State	Fox Sports*	Lincoln	R	W, 38-14	Eric Crouch, QB
Saturday, Oct. 9, 1999	Nebraska-Iowa State	FSN	Lincoln	N	W, 49-14	
Saturday, Oct. 23, 1999	Nebraska-Texas	ABC	Austin	R	L, 20-24	Dan Alexander, IB
Saturday, Oct. 30, 1999	Nebraska-Kansas	FSN	Lawrence	N	W, 24-17	
Saturday, Nov. 6, 1999	Nebraska-Texas A&M	ABC	Lincoln	R	W, 37-0	Mike Brown, ROV
Saturday, Nov. 13, 1999	Nebraska-Kansas State	ABC	Lincoln	R	W, 41-15	Eric Crouch, QB
Friday, Nov. 26, 1999	Nebraska-Colorado	ABC	Boulder	R	W, 33-30	Dan Alexander, IB
Saturday, Dec. 4, 1999	Nebraska-Texas	ABC	San Antonio	N	W, 22-6	Eric Crouch, QB
Sunday, Jan. 2, 2000	Nebraska-Tennessee (FB)	ABC	Tempe	N	W, 31-21	Eric Crouch, QB
Saturday, Sept. 9, 2000	Nebraska-Notre Dame	NBC	South Bend	N	W, 27-24-ot	Eric Crouch, QB
Saturday, Sept. 23, 2000	Nebraska-Iowa	ABC	Lincoln	R	W, 42-13	Eric Crouch, QB
Saturday, Sept. 30, 2000	Nebraska-Missouri	FSN	Lincoln	R	W, 42-24	
Saturday, Oct. 7, 2000	Nebraska-Iowa State	ABC	Ames	R	W, 49-27	Eric Crouch, QB
Saturday, Oct. 14, 2000	Nebraska-Texas Tech	FSN	Lubbock	R	W, 56-3	
Saturday, Oct. 28, 2000	Nebraska-Oklahoma	ABC	Norman	N	L, 14-31	Eric Crouch, QB
Saturday, Nov. 4, 2000	Nebraska-Kansas	ABC	Lincoln	R	W, 56-17	Dominic Raiola, C
Saturday, Nov. 11, 2000	Nebraska-Kansas State	FSN	Manhattan	N	L, 28-29	
Friday, Nov. 24, 2000	Nebraska-Colorado	ABC	Lincoln	N	W, 34-32	Kyle Vanden Bosch, RE
Saturday, Dec. 30, 2000	Nebraska-Northwestern (AB)	ESPN	San Antonio	N	W, 66-17	Dan Alexander, IB Kyle Vanden Bosch, RE Eric Crouch, QB
Saturday, Aug. 25, 2001	Nebraska-TCU	ABC	Lincoln	N	W, 21-7	Eric Crouch, QB
Saturday, Sept. 1, 2001	Nebraska-Troy State	Fox Sports*	Lincoln	R	W, 42-14	
Saturday, Sept. 8, 2001	Nebraska-Notre Dame	ABC	Lincoln	N	W, 27-10	Dahrran Diedrick, IB
Saturday, Sept. 29, 2001	Nebraska-Missouri	Fox Sports*	Columbia	R	W, 36-3	
Saturday, Oct. 6, 2001	Nebraska-Iowa State	FSN	Lincoln	N	W, 48-14	Eric Crouch, QB
Saturday, Oct. 20, 2001	Nebraska-Texas Tech	FSN	Lincoln	N	W, 41-31	Dahrran Diedrick, IB
Saturday, Oct. 27, 2001	Nebraska-Oklahoma	ABC	Lincoln	SN	W, 20-10	Eric Crouch, QB
Saturday, Nov. 3, 2001	Nebraska-Kansas	FSN	Lawrence	N	W, 51-7	Dahrran Diedrick, IB
Saturday, Nov. 10, 2001	Nebraska-Kansas State	ABC	Lincoln	SN	W, 31-21	Willie Amos, FS
Friday, Nov. 23, 2001	Nebraska-Colorado	ABC	Boulder	N	L, 36-62	Eric Crouch, QB
Thursday, Jan. 3, 2002	Nebraska-Miami (RB)	ABC	Pasadena	N	L, 14-37	Eric Crouch, QB
Saturday, Aug. 24, 2002	Nebraska-Arizona State	ESPN	Lincoln	N	W, 48-10	
Saturday, Sept. 14, 2002	Nebraska-Penn State	ABC	State College	SN	L, 7-40	Jammal Lord, QB
Saturday, Sept. 28, 2002	Nebraska-Iowa State	ABC	Ames	R	L, 14-36	Fabian Washington, CB

# Husker Network TV Log 1953-2005

Date	Game	Network	Site	Type	Result	TV Player-of-the-Game
Saturday, Oct. 12, 2002	Nebraska–Missouri	Fox PPV	Lincoln	R	W, 24-13	
Saturday, Oct. 19, 2002	Nebraska–Oklahoma State	Fox Sports*	Stillwater	R	L, 21-24	
Saturday, Oct. 26, 2002	Nebraska–Texas A&M	TBS	College Station	N	W, 38-31	
Saturday, Nov. 2, 2002	Nebraska–Texas	FSN	Lincoln	N	L, 24-27	
Friday, Nov. 16, 2002	Nebraska–Kansas State	Fox Sports*	Manhattan	R	L, 13-49	
Friday, Nov. 29, 2002	Nebraska–Colorado	ABC	Lincoln	N	L, 13-28	Dale Endorf, PK
Friday, Dec. 27, 2002	Nebraska–Ole Miss (IB)	ESPN	Shreveport	N	L, 23-27	
Saturday, Aug. 30, 2003	Nebraska–Oklahoma State	ABC	Lincoln	N	W, 17-7	Josh Bullocks, FS
Saturday, Sept. 6, 2003	Nebraska–Utah State	FSN	Lincoln	N	W, 31-7	
Saturday, Sept. 13, 2003	Nebraska–Penn State	ABC	Lincoln	R	W, 18-10	Josh Davis, IB
Thursday, Sept. 25, 2003	Nebraska–Southern Mississippi	ESPN	Hattiesburg	N	W, 38-14	
Saturday, Oct. 11, 2003	Nebraska–Missouri	TBS	Columbia	N	L, 24-41	
Saturday, Oct. 18, 2003	Nebraska–Texas A&M	FSN	Lincoln	N	W, 48-12	
Saturday, Oct. 25, 2003	Nebraska–Iowa State	Fox PPV	Lincoln	R	W, 28-0	
Saturday, Nov. 1, 2003	Nebraska–Texas	ABC	Austin	SN	L, 7-31	Matt Herian, TE
Saturday, Nov. 8, 2003	Nebraska–Kansas	Fox Sports*	Lawrence	R	W, 24-3	Demorrio Williams, WLB
Saturday, Nov. 15, 2003	Nebraska–Kansas State	ABC	Lincoln	R	L, 9-38	Demorrio Williams, WLB
Friday, Nov. 28, 2003	Nebraska–Colorado	ABC	Boulder	N	W, 31-22	Jammal Lord, QB
Monday, Dec. 29, 2003	Nebraska–Michigan State (AB)	ESPN	San Antonio	N	W, 17-3	
Saturday, Sept. 4, 2004	Nebraska–Western Illinois	Fox PPV	Lincoln	R	W, 56-17	
Saturday, Sept. 11, 2004	Nebraska–Southern Miss	ABC	Lincoln	SN	L, 17-21	Cory Ross, IB
Saturday, Sept. 18, 2004	Nebraska–Pittsburgh	ABC	Pittsburgh	N	W, 24-17	Barrett Ruud, MLB
Saturday, Oct. 2, 2004	Nebraska–Kansas	Fox PPV	Lincoln	R	W, 14-8	
Saturday, Oct. 9, 2004	Nebraska–Texas Tech	TBS	Lubbock	N	L, 10-70	
Saturday, Oct. 30, 2004	Nebraska–Missouri	FSN	Lincoln	N	W, 24-3	
Saturday, Nov. 13, 2004	Nebraska–Oklahoma	FSN	Norman	N	L, 3-30	
Friday, Nov. 26, 2004	Nebraska–Colorado	ABC	Lincoln	N	L, 20-26	Josh Bullocks, FS
Saturday, Sept. 3, 2005	Nebraska–Maine	Fox PPV	Lincoln	R	W, 25-7	
Saturday, Sept. 10, 2005	Nebraska–Wake Forest	TBS	Lincoln	N	W, 31-3	
Saturday, Sept. 17, 2005	Nebraska–Pittsburgh	ABC	Lincoln	N	W, 7-6	Adam Carriker, DE
Saturday, Oct. 1, 2005	Nebraska–Iowa State	ABC	Lincoln	SN	W, 27-20 2OT	Zac Taylor, QB
Saturday, Oct. 8, 2005	Nebraska–Texas Tech	TBS	Lincoln	N	L, 31-34	
Saturday, Oct. 15, 2005	Nebraska–Baylor	Fox PPV	Lincoln	R	W, 23-14	
Saturday, Oct. 22, 2005	Nebraska–Missouri	FSN	Columbia	N	L, 24-41	
Saturday, Oct. 29, 2005	Nebraska–Oklahoma	ABC	Lincoln	SN	L, 24-31	Corey McKeon, MLB
Friday, Nov. 25, 2005	Nebraska–Colorado	ABC	Boulder	N	W, 30-3	Cory Ross, IB
Wednesday, Dec. 28, 2005	Nebraska–Michigan	ESPN	San Antonio	N	W, 32-28	Cory Ross, IB

## Huskers on Television (241 Games)

**Overall:** 164-76-1 (current streak, won 2)

**At Home:** 77-22-0 (lost 1)

**On the Road:** 60-36-1 (won 1)

**Neutral Sites:** 27-18-0 (won 2)

**vs. Conference Opponents:** 84-44-1 (won 1)

**vs. Non-Conference Opponents:** 72-32-0 (won 5)

**In Bowl Games:** 22-20-0 (won 2)

**On ABC:** 79-36-0 (won 1)

**On CBS:** 11-8-0 (won 4)

**On NBC:** 9-16-0 (won 2)

**On ESPN:** 25-5-1 (won 3)

**On Fox Sports Net:** 26-6 (lost 2)

**On TBS:** 3-3 (lost 1)

First-ever television broadcast of college football game: Sept. 19, 1953, Nebraska vs. Oregon

**First win on television:** Dec. 20, 1962 (36-34 over Miami in Gotham Bowl)

**Longest win streak:** 15 games (1994-96)

**Longest losing streak:** 6 games (1953-62)

# Nebraska's 43 Bowl Games

1941  
Rose Bowl

Stanford 21  
Nebraska 13



**Pasadena, Calif., Jan. 1, 1941** --- Nebraska was only the third Big Six team to play in a postseason bowl game, but the Cornhuskers made their first bowl trip a memorable one with an invitation to the granddaddy of them all — The Rose Bowl.

Under the warm California sun in Pasadena, Coach Biff Jones' Cornhuskers led Clark Shaughnessy's Stanford Indians twice in the first half, but fell victim to the innovative T-formation, 21-13. The Huskers took a 7-0 lead just six plays after the kickoff when fullback Vike Francis plunged over from the two. Stanford tied the count four plays later when Hugh Gallarneau bolted over from nine yards out.

In the second quarter, the Huskers took the lead again on a 33-yard Herm Rohrig-to-Allen Zikmund pass, but the Indians came back on Frankie Albert's 41-yard TD pass to Gallarneau for a 14-13 halftime lead. A 39-yard TD punt return by Pete Kmetovic iced the game for the Indians in the third quarter. The 92,000 fans on hand made up the largest crowd ever to see Nebraska play until the 2002 Rose Bowl (93,781).

## Scoring Summary

### First Quarter

NU -- Vike Francis 2 run (Francis kick)  
SU -- Hugh Gallarneau 9 run (Frankie Albert kick)

### Second Quarter

NU -- Allen Zikmund 33 pass from Herm Rohrig (kick blocked)  
SU -- Gallarneau 41 pass from Albert (Albert kick)

### Third Quarter

SU -- Pete Kmetovic 39 punt return (Albert kick)

### Fourth Quarter

No scoring

Score by Quarters	1	2	3	4	Final
Stanford	7	7	7	0	21
Nebraska	7	6	0	0	13

Statistics.....	NU	SU
First Downs.....	9	15
Net Rushing.....	58	202
Passes Att.-Comp.-Int. ....	14-4-0	13-6-2
Net Passing .....	85	68
Total Offense .....	143	270

**Leading NU Rusher:** Vike Francis, 51, TD

**Leading NU Passer:** Herm Rohrig, 4 of 14 -- 85, TD

**Attendance:** 92,000

1955  
Orange Bowl

Duke 34  
Nebraska 7



**Miami, Fla., Jan. 1, 1955** --- If Nebraska's first bowl bid was a memorable one, its second was one to forget. The 1954 Cornhuskers finished second behind Oklahoma in the Big Seven race and went to Miami under the no-repeat rule.

Making their first bowl appearance in 14 years, Bill Glassford's Cornhuskers trailed Duke's Blue Devils at the half, 14-0, but pulled within 14-7 early in the third quarter after a minus two-yard Duke punt. Halfback Don Comstock scored from the three to cap a 35-yard drive. After that, it was all Duke. Coach Bill Murray's Blue Devils rolled 65 yards to score on their next possession and added two more tallies in the fourth quarter to ice the game, 34-7.

## Scoring Summary

### First Quarter

No scoring

### Second Quarter

DU -- Bob Pascal 7 run (Jim Nelson kick)  
DU -- Jerry Kocourek 5 pass from Jerry Barger (Nelson kick)

### Third Quarter

NU -- Don Comstock 3 run (Bob Smith kick)  
DU -- Sonny Sorrell 5 pass from Barger (kick failed)

### Fourth Quarter

DU -- Nick McKeithan 1 run (Nelson kick)  
DU -- Sam Eberdt 3 run (Nelson kick)

Score by Quarters	1	2	3	4	Final
Duke	0	14	6	14	34
Nebraska	0	0	7	0	7

Statistics.....	NU	DU
First Downs.....	9	23
Net Rushing.....	84	288
Passes Att.-Comp.-Int. ....	9-1-2	13-7-0
Net Passing .....	26	82
Total Offense .....	110	370


**Leading NU Rusher:** Bob Smith, 22

**Leading NU Passer:** Willie Greenlaw, 1 of 2 -- 26

**Attendance:** 68,750

# 1962 Gotham Bowl

Nebraska 36  
Miami 34



**New York, N.Y., Dec. 15, 1962** --- Playing under Coach Bob Devaney, Nebraska won its first bowl game in three tries, upsetting Miami and George Mira, 36-34, in the second and last of New York's now-defunct Gotham Bowl. Playing in Yankee Stadium before only 6,166 fans in freezing weather, the Huskers and Hurricanes put on one of the greatest bowl shows ever, trading scores in every quarter.

Willie Ross' one-yard plunge and Bill "Thunder" Thornton's subsequent two-point conversion run gave the Huskers a 36-27 lead just minutes into the fourth quarter. Mira, who passed for 321 yards, led a valiant comeback attempt but was thwarted by a last-minute interception by Husker guard Bob Brown.

## Scoring Summary

### First Quarter

NU -- Bill Thornton 2 run (Dennis Claridge run failed), 7:21  
UM -- Ben Rizzo 10 pass from George Mira (Bobby Wilson kick failed), 0:29

### Second Quarter

UM -- Nick Spinnelli 30 pass from Mira (Mira pass failed), 12:31  
NU -- Willie Ross 92 kickoff return (Rudy Johnson kick), 12:18  
UM -- Nick Ryder 1 run (Ryder pass from Mira), 7:20  
NU -- Mike Eger 6 pass from Claridge (Johnson kick), 0:42

### Third Quarter

UM -- John Bennett 3 run (Wilson kick), 8:44  
NU -- Thornton 1 run (Claridge run), 0:08

### Fourth Quarter

NU -- Ross 1 run (Thornton run), 13:32  
UM -- Ryder 1 run (Wilson kick), 9:29

Score by Quarters	1	2	3	4	Final
Nebraska	6	14	8	8	36
Miami	6	14	7	7	34

Statistics.....	NU	UM
First Downs.....	12	34
Net Rushing.....	150	181
Passes Att.-Comp.-Int. ....	14-9-2	46-24-0
Net Passing.....	146	321
Total Offense.....	296	502


**Leading NU Rusher:** Willie Ross, 77, TD

**Leading NU Passer:** Dennis Claridge, 9 of 14 -- 146, TD

**Attendance:** 6,166

# 1964 Orange Bowl

Nebraska 13  
Auburn 7



**Miami, Fla., Jan. 1, 1964** --- Nebraska made its second Orange Bowl trip a happier one than the first with a 13-7 win over Auburn in the 1964 Miami classic. The Huskers evened their bowl record with the win and handed Bob Devaney his second bowl win in as many tries.

Husker quarterback Dennis Claridge broke the game open before most of the 72,647 fans had settled in their seats. On the Huskers' second play from scrimmage, Claridge bolted 68 yards down the sideline to put NU ahead 7-0. At the time, it was the longest TD run in Orange Bowl history. Moments later, Dave Theisen broke another Orange Bowl record with a 31-yard field goal. The record lasted until the second quarter when Theisen booted a 36-yarder to give NU a 13-0 halftime lead.

Auburn quarterback Jimmy Sidle almost brought the Tigers back, but Husker linebacker John Kirby batted a fourth-and-four pass away at the goal line with less than three minutes to go to preserve the win for Nebraska.

## Scoring Summary

### First Quarter

NU -- Dennis Claridge 68 run (Dave Theisen kick), 13:47  
NU -- FG Theisen 31, 5:26

### Second Quarter

NU -- FG Theisen 36, 13:05

### Third Quarter

AU -- Jimmy Sidle 13 run (Woody Woodall kick), 3:32

### Fourth Quarter

No scoring

Score by Quarters	1	2	3	4	Final
Nebraska	10	3	0	0	13
Auburn	0	0	7	0	7

Statistics.....	NU	AU
First Downs.....	11	17
Net Rushing.....	204	126
Passes Att.-Comp.-Int. ....	9-4-0	27-14-1
Net Passing.....	30	157
Total Offense.....	234	283

**Leading NU Rusher:** Dennis Claridge, 108, TD

**Leading NU Passer:** Dennis Claridge, 4 of 9 -- 30


**Leading NU Receiver:** Charles Doepke, 1 for 13

**Attendance:** 72,647



# 1965 Cotton Bowl

Arkansas 10  
Nebraska 7



**Dallas, Texas, Jan. 1, 1965** --- Coach Frank Broyles' Arkansas Razorbacks mounted an 80-yard fourth quarter drive against a previously impregnable Nebraska defense to down the Huskers, 10-7, in NU's first Dallas appearance. The Huskers had led most of the way in one of the greatest defensive battles in bowl history.

Arkansas opened the scoring on a 31-yard Tom McKnelly field goal in the first quarter. Sophomore Harry Wilson then capped a 69-yard Husker march in the second quarter with a one-yard plunge to give Nebraska a 7-3 halftime lead. The Huskers held that lead until Bobby Burnett finished the Arkansas drive with a three-yard TD run with 4:41 left in the game. In the fierce defensive struggle, first downs were even at 11, and the Razorbacks held a slim edge in total offense, 176-168.

## Scoring Summary

### First Quarter

AR -- FG Tom McKnelly 31, 9:47

### Second Quarter

NU -- Harry Wilson 1 run (Duncan Drum kick), 7:45

### Third Quarter

No scoring

### Fourth Quarter

AR -- Bobby Burnett 3 run (McKnelly kick), 4:41

Score by Quarters	1	2	3	4	Final
Arkansas	3	0	0	7	10
Nebraska	0	7	0	0	7

Statistics	NU	AR
First Downs	11	11
Net Rushing	100	45
Passes Att.-Comp.-Int.	16-8-2	19-11-1
Net Passing	68	131
Total Offense	168	176

**Leading NU Rusher:** Harry Wilson, 84, TD


**Leading NU Passer:** Bob Churchich, 8 of 15 -- 68

**Leading NU Receiver:** Harry Wilson, 1 for 36

**Attendance:** 75,504

# 1966 Orange Bowl

Alabama 39  
Nebraska 28



**Miami, Fla., Jan. 1, 1966** --- With the national championship riding on the outcome, Coach Bob Devaney's Huskers took on Alabama's Crimson Tide for the first time. Nebraska went into the game 10-0 and ranked third, while Alabama was 8-1-1 and fourth. Earlier in the day, top-ranked Michigan State lost to UCLA in the Rose Bowl and LSU knocked off No. 2 Arkansas in the Cotton Bowl to set up a national title game in the Orange Bowl.

Playing in Nebraska's first night bowl game, 'Bama won the title 39-28. The Tide led 24-7 at the half and the game was never in serious doubt, but led by the passing of Bob Churchich, the Huskers fought back and made the final score respectable.

## Scoring Summary

### First Quarter

AL -- Ray Perkins 32 pass from Steve Sloan (Dave Ray kick), 9:36

### Second Quarter

NU -- Tony Jeter 33 pass from Bob Churchich (Larry Wachholtz kick), 12:15

AL -- Les Kelley 4 run (Ray kick), 7:11

AL -- Perkins 11 pass from Sloan (Ray kick), 1:42

AL -- FG Ray 18, 0:34

### Third Quarter

NU -- Ben Gregory 49 pass from Churchich (pass failed), 9:35

AL -- Steve Bowman 1 run (Perkins pass from Sloan), 4:29

### Fourth Quarter

NU -- Churchich 1 run (Wachholtz kick), 14:58

AL -- Bowman 3 run (Ray kick), 8:13

NU -- Jeter 14 pass from Churchich (Gregory pass from Churchich), 2:50

Score by Quarters	1	2	3	4	Final
Alabama	7	17	8	7	39
Nebraska	0	7	6	15	28

Statistics	NU	AL
First Downs	17	29
Net Rushing	145	222
Passes Att.-Comp.-Int.	19-12-1	29-20-2
Net Passing	232	296
Total Offense	377	518

**Leading NU Rusher:** Ron Kirkland, 67

**Leading NU Passer:** Bob Churchich, 12 of 17 -- 232, 3 TD

**Leading NU Receiver:** Tony Jeter, 3 for 73, 2 TD

**Attendance:** 74,214

# 1967 Sugar Bowl

Alabama 34  
Nebraska 7



**New Orleans, La., Jan. 2, 1967** --- Never one to duck a challenge, Coach Bob Devaney and his Huskers accepted a bid for a rematch with Alabama and Bear Bryant in the Sugar Bowl. It turned out to be a little too much of a challenge as No. 3 'Bama handed the No. 6 Huskers a 34-7 thumping.

The Tide rolled up a 17-0 first-quarter advantage and led at halftime, 24-0, behind the passing of Kenny Stabler. Sophomore fullback Dick Davis prevented a complete whitewashing with a 15-yard TD catch of a Bob Churchich pass on the first play of the fourth quarter for NU's only score. Churchich sparked again against the Tide, completing 21-of-34 passes for 201 yards. With the defeat, the Huskers became just the second team in NCAA history, behind Alabama, to hold the dubious distinction of having lost in each of the four major bowls.

## Scoring Summary

### First Quarter

- AL -- Les Kelley 1 run (Steve Davis kick), 11:05
- AL -- Kenny Stabler 14 run (Davis kick), 7:28
- AL -- FG Davis 30, 0:26

### Second Quarter

- AL -- Wayne Trimble 6 run (Davis kick), 7:02

### Third Quarter

- AL -- FG Davis 40, 3:31

### Fourth Quarter

- NU -- Dick Davis 15 pass from Bob Churchich (Larry Wachholtz kick), 14:51
- AL -- Ray Perkins 45 pass from Stabler (Davis kick), 11:40

Score by Quarters	1	2	3	4	Final
Alabama	17	7	3	7	34
Nebraska	0	0	0	7	7

Statistics.....	NU	AL
First Downs.....	16	19
Net Rushing.....	84	157
Passes Att.-Comp.-Int. ....	38-22-5	26-15-1
Net Passing.....	213	279
Total Offense.....	297	436

- Leading NU Rusher:** Dick Davis, 43
- Leading NU Passer:** Bob Churchich, 21 of 34 -- 201, TD
- Leading NU Receiver:** Dennis Richnafsky, 6 for 68
- Attendance:** 82,000

# 1969 Sun Bowl

Nebraska 45  
Georgia 6



**El Paso, Texas, Dec. 20, 1969** --- Golden-toed Paul Rogers booted a Sun Bowl-record four field goals — all in the first quarter — and Coach Bob Devaney's Huskers romped to a 45-6 win over Georgia in the 35th edition of El Paso's Sun Bowl.

Rogers booted FGs of 50, 32, 42 and 37 yards, and sophomore I-back Jeff Kinney added a TD run of 11 yards that gave Nebraska an 18-0 lead at the end of the first quarter, and the Huskers were never threatened. For his record-setting effort, Rogers was named the game's outstanding offensive player. The Big Eight co-champion Cornhuskers rolled up a 355-185 total offense advantage over the outmanned Bulldogs. Dan Schneiss led the Husker rushers with 63 yards, and Van Brownson completed 11-of-18 passes for 109 yards.

After two years away from the bowl scene, the Sun Bowl started an NCAA record run of 35-consecutive bowl appearances for the Huskers (1969-2003).

## Scoring Summary

### First Quarter

- NU -- FG Paul Rogers 50, 11:14
- NU -- FG Rogers 32, 9:40
- NU -- Jeff Kinney 11 run (pass failed), 7:21
- NU -- FG Rogers 42, 4:54
- NU -- FG Rogers 37, 0:14

### Second Quarter

No scoring

### Third Quarter

- NU -- Mike Greene 8 pass from Van Brownson (Rogers kick), 11:30
- NU -- Brownson 1 run (Rogers kick), 10:30

### Fourth Quarter

- NU -- Dan Schneiss 1 run (Rogers kick), 13:06
- UGA -- Paul Gilbert 2 run (kick failed), 6:20
- NU -- Jerry Tagge 2 run (Rogers kick), 4:10

Score by Quarters	1	2	3	4	Final
Nebraska	18	0	14	13	45
Georgia	0	0	0	6	6

Statistics.....	NU	UGA
First Downs.....	17	11
Net Rushing.....	190	55
Passes Att.-Comp.-Int. ....	35-18-2	35-11-6
Net Passing.....	165	130
Total Offense.....	355	185

- Leading NU Rusher:** Dan Schneiss, 63
- Leading NU Passers:** Van Brownson, 11 of 18 -- 109, TD; Jerry Tagge, 6 of 12 -- 53
- Leading NU Receiver:** Guy Ingles, 4 for 55
- Attendance:** 31,728

1971  
Orange Bowl

Nebraska 17  
Louisiana State 12

National Champions



Miami, Fla., Jan. 1, 1971 --- Playing under the lights in Miami's Orange Bowl for the first time in five years, Coach Bob Devaney's Nebraska Cornhuskers won the first of two straight national titles by virtue of a 17-12 win over LSU and some fortunate circumstances.

Earlier in the day, top-ranked Texas was upset by Notre Dame, 24-11, in the Cotton Bowl, and No. 2 Ohio State was shocked by Stanford, 27-17, in the Rose Bowl. That left the door to the title wide open for No. 3 Nebraska. The Huskers responded by building a 10-0 first-quarter lead on a 25-yard field goal by Paul Rogers and a three-yard TD run by Joe Orduna. But a pair of Mark Lumpkin FGs and a 31-yard Buddy Lee-to-Al Coffee TD pass on the last play of the third quarter gave the aroused Tigers a 12-10 lead.

Nebraska showed its grit by driving 67 yards. Quarterback Jerry Tagge stretched the ball over from the one-yard line with 8:50 left, and the Huskers clinched their first national title.

**Scoring Summary**

**First Quarter**

NU -- FG Paul Rogers 25, 2:40  
NU -- Joe Orduna 3 run (Rogers kick), 2:06

**Second Quarter**

LSU -- FG Mark Lumpkin 36, 0:49

**Third Quarter**

LSU -- FG Lumpkin 25, 11:49  
LSU -- Al Coffee 31 pass from Buddy Lee (Lumpkin kick failed), 0:00

**Fourth Quarter**

NU -- Jerry Tagge 1 run (Rogers kick), 8:50

Score by Quarters	1	2	3	4	Final
Nebraska	10	0	0	7	17
Louisiana State	0	3	9	0	12

Statistics.....	NU	LSU
First Downs.....	18	20
Net Rushing.....	132	51
Passes Att.-Comp.-Int. ....	28-14-2	32-17-1
Net Passing.....	161	227
Total Offense.....	293	278

**Leading NU Rusher:** Joe Orduna, 63, TD  
**Leading NU Passer:** Jerry Tagge, 12 of 25 -- 153  
**Leading NU Receiver:** Jerry List, 4 for 63  
**Attendance:** 80,699

1972  
Orange Bowl

Nebraska 38  
Alabama 6

National Champions



Miami, Fla., Jan. 1, 1972 --- It was supposed to be another "Game of the Century," rivaling Nebraska's 35-31 win over Oklahoma a few weeks earlier. The 12-0 Huskers were No. 1, the 11-0 Alabama Crimson Tide were No. 2, but the Orange Bowl had a dream game for a little less than a quarter.

The Huskers struck early on a two-yard TD run by Jeff Kinney before Johnny Rodgers broke the Tide's back with a 77-yard punt return for a touchdown on the last play of the first quarter. The Huskers added two more scores in the second stanza, and by halftime the Huskers left no doubt about who was No. 1, as Nebraska led 28-0. The Huskers continued to dominate and rolled to a 38-6 win, giving Nebraska a second straight national title and Coach Bob Devaney a satisfying first win in three tries over Alabama Coach Bear Bryant.

**Scoring Summary**

**First Quarter**

NU -- Jeff Kinney 2 run (Rich Sanger kick failed), 3:01  
NU -- Johnny Rodgers 77 punt return (Maury Damkroger pass from Jerry Tagge), 0:00

**Second Quarter**

NU -- Tagge 1 run (Sanger kick), 12:43  
NU -- Gary Dixon 2 run (Sanger kick), 8:49

**Third Quarter**

AL -- Terry Davis 3 run (Joe LaBue kick failed), 5:49  
NU -- FG Sanger 21, 0:00

**Fourth Quarter**

NU -- Van Brownson 1 run (Sanger kick), 4:45

Score by Quarters	1	2	3	4	Final
Nebraska	14	14	3	7	38
Alabama	0	0	6	0	6

Statistics.....	NU	AL
First Downs.....	15	16
Net Rushing.....	183	241
Passes Att.-Comp.-Int. ....	20-11-0	13-3-2
Net Passing.....	159	47
Total Offense.....	342	288

**Leading NU Rusher:** Jeff Kinney, 99, TD  
**Leading NU Passer:** Jerry Tagge, 11 of 19 -- 159  
**Leading NU Receiver:** Johnny Rodgers, 4 for 84  
**Attendance:** 78,151

# 1973 Orange Bowl

Nebraska 40  
Notre Dame 6



**Miami, Fla., Jan. 1, 1973** --- Heisman Trophy winner Johnny Rodgers went wild, scoring four touchdowns and passing for another, as the Cornhuskers became the first team to win three straight Orange Bowls, romping over Notre Dame, 40-6. In his last game as a Cornhusker, Rodgers was moved to I-back from his usual wingback position, and on the game's first play he took a pitchout for a 13-yard gain. It was a sign of things to come.

"Johnny R" capped his career by scoring on runs of eight, four and five yards and caught the Irish defense by surprise with a 52-yard TD pass to Frosty Anderson in the second quarter. He scored the last of his 50 career TDs (including bowls) when he caught a sideline pass from Dave Humm in the third quarter and scampered 50 yards to payday.

The contest marked the final appearance of Head Coach Bob Devaney on the Husker sideline, as he retired after the season with 101-20-2 record and two national titles in 11 years at Nebraska.

## Scoring Summary

### First Quarter

NU -- Johnny Rodgers 8 run (Rich Sanger kick), 11:19

### Second Quarter

NU -- Gary Dixon 1 run (Sanger kick), 14:29

NU -- Frosty Anderson 52 pass from Rodgers (kick blocked), 12:20

### Third Quarter

NU -- Rodgers 4 run (pass failed), 11:17

NU -- Rodgers 5 run (Sanger kick), 7:33

NU -- Rodgers 50 pass from Dave Humm (Sanger kick), 6:00

### Fourth Quarter

ND -- Pete Demmerle 5 pass from Tom Clements (pass failed), 13:51

Score by Quarters	1	2	3	4	Final
Nebraska	7	13	20	0	40
Notre Dame	0	0	0	6	6

Statistics.....	NU	ND
First Downs.....	30	13
Net Rushing.....	300	104
Passes Att.-Comp.-Int. ....	26-17-1	23-9-3
Net Passing .....	260	103
Total Offense .....	560	207

**Leading NU Rusher:** Johnny Rodgers, 81, 3 TD


**Leading NU Passer:** Dave Humm, 13 of 19 -- 186, TD

**Leading NU Receiver:** Johnny Rodgers, 3 for 71, TD

**Attendance:** 80,010

# 1974 Cotton Bowl

Nebraska 19  
Texas 3



**Dallas, Texas, Jan. 1, 1974** --- Tom Osborne's Nebraska Cornhuskers broke open a tight contest in the third quarter with a pair of game-breaking plays to chalk up a 19-3 win over the mighty Texas Longhorns in the 1974 Cotton Bowl. The chilled New Year's Day crowd of 67,500 saw the Big Eight's runner-up and the Southwest Conference champion battle to a 3-3 tie at halftime, thanks to a brilliant Longhorn goal-line stand just before the gun.

But the Huskers were not to be denied and midway through the third quarter, safety Bob Thornton returned a Texas field goal try 41 yards to set up the clinching touchdown. Ritch Bahe got the final 12 yards on a reverse, and Rich Sanger kicked the point to make it 10-3. Four plays later, John Bell recovered a Texas fumble at the Longhorn 19, and three plays after that Tony Davis ripped in from the three to make it 16-3. Sanger kicked a 43-yard field goal with 8:09 left to complete the scoring.

Texas had scored first on a 22-yard field goal by Bill Schott in the wake of a Husker fumble, but early in the second quarter, defensive end Steve Manstedt picked up a Roosevelt Leaks fumble in mid-air and raced 65 yards to the eight. But a stiff Longhorn defense forced a 24-yard field goal by Sanger.

## Scoring Summary

### First Quarter

UT -- FG Bill Schott 22, 9:30

### Second Quarter

NU -- FG Rich Sanger 24, 9:05

### Third Quarter

NU -- Ritch Bahe 12 run (Sanger kick), 4:18

NU -- Tony Davis 3 run (Sanger kick blocked), 1:23

### Fourth Quarter

NU -- FG Sanger 43, 8:09

Score by Quarters	1	2	3	4	Final
Texas	3	0	0	0	3
Nebraska	0	3	13	3	19

Statistics.....	NU	UT
First Downs.....	21	11
Net Rushing.....	240	106
Passes Att.-Comp.-Int. ....	17-7-2	17-7-2
Net Passing .....	91	90
Total Offense .....	331	196

**Leading NU Rusher:** Tony Davis, 106, TD


**Leading NU Passer:** David Humm, 5 of 13 -- 75

**Leading NU Receiver:** Ritch Bahe, 2 for 35

**Attendance:** 67,500

1974  
Sugar Bowl

Nebraska 13  
Florida 10



**New Orleans, La., Dec. 31, 1974** --- Rallying from a 10-0 deficit, Nebraska scored three times in the fourth quarter to defeat the tough Florida Gators 13-10. It was the Cornhuskers' sixth straight bowl victory.

From the start, it was an uphill climb for the Huskers. Florida scored once in the first quarter and kicked a field goal in the second, while holding Nebraska's usually strong offense to 138 total yards.

But in the second half, fullback Tony Davis, quarterback Terry Luck, kicker Mike Coyle and the Blackshirt defense led Nebraska to victory, even though the Huskers did not get rolling until the fourth quarter.

Freshman sensation I-back Monte Anthony scored the Huskers' first touchdown with 13:24 left in the game, when he ran straight up the middle for two yards and a score. Coyle's kick was good, and the Huskers trailed 10-7.

Davis set up Coyle's two deciding field goals with inspired running, as he picked up 126 yards on 17 carries, including the longest run of the game for 40 yards. For his performance, Davis was named the game's most valuable player, an award he also received in the Cotton Bowl the previous year. Coyle tied the score on a 37-yard boot with 7:13 left in the game, and his 39-yard kick gave the Huskers the win.

**Scoring Summary**

**First Quarter**

UF -- Tony Green 21 run (Dave Posey kick), 9:49

**Second Quarter**

UF -- FG Posey 40, 0:02

**Third Quarter**

No scoring

**Fourth Quarter**

NU -- Monte Anthony 2 run (Mike Coyle kick), 13:24

NU -- FG Coyle 37, 7:13

NU -- FG Coyle 39, 1:46

Score by Quarters	1	2	3	4	Final
Florida	7	3	0	0	10
Nebraska	0	0	0	13	13

Statistics.....	NU	UF
First Downs.....	18	13
Net Rushing.....	304	178
Passes Att.-Comp.-Int. ....	14-2-4	10-5-1
Net Passing.....	16	97
Total Offense.....	320	275

**Leading NU Rusher:** Tony Davis, 126

**Leading NU Passer:** Dave Humm, 2 of 12 -- 16

**Leading NU Receiver:** Don Westbrook, 2 for 16

**Attendance:** 67,850

1975  
Fiesta Bowl

Arizona State 17  
Nebraska 14



**Tempe, Ariz., Dec. 26, 1975** --- Nebraska's record-tying six-game bowl win streak was snapped by Arizona State in the 1975 Fiesta Bowl, when the Sun Devils edged the Huskers, 17-14, before 51,396 partisan fans on ASU's home field.

The final blow came with 4:50 remaining in the game, when ASU kicker Dan Kush successfully booted a 29-yard field goal, breaking a 14-14 tie and capping a rally from a 14-6 deficit after three quarters.

Fighting to the very end, Nebraska took the ensuing kickoff and drove to the Arizona State 31-yard line with less than two minutes to play. The Huskers' next two plays were incomplete passes, but on third down, quarterback Terry Luck hit fullback Tony Davis with a pass at the ASU 21-yard line. Davis was hit hard by two Arizona State players and fumbled the ball. The Sun Devils recovered, killed the clock and claimed the 17-14 win.

Nebraska ended the 1975 season at 10-2 and ranked No. 9 in the country. The Huskers lost their last two games of the year to Oklahoma, 35-10, and Arizona State, which finished 1-2 in the final AP poll.

**Scoring Summary**

**First Quarter**

ASU -- FG Dan Kush 27, 10:48

**Second Quarter**

NU -- Monte Anthony 1 run (Mike Coyle kick), 7:50

ASU -- FG Kush 33, 0:00

**Third Quarter**

NU -- Anthony 4 run (Coyle kick), 5:49

**Fourth Quarter**

ASU -- John Jefferson 10 pass from Fred Mortensen (Larry Mucker pass from Mortensen), 13:03

ASU -- FG Kush 29, 4:50

Score by Quarters	1	2	3	4	Final
Nebraska	0	7	7	0	14
Arizona State	3	3	0	11	17

Statistics.....	NU	ASU
First Downs.....	20	20
Net Rushing.....	198	162
Passes Att.-Comp.-Int. ....	23-12-1	37-15-2
Net Passing.....	90	173
Total Offense.....	288	335

**Leading NU Rusher:** Tony Davis, 60

**Leading NU Passer:** Terry Luck, 12 of 22 -- 90

**Leading NU Receiver:** Bobby Thomas, 6 for 44

**Attendance:** 51,396

# 1976 Bluebonnet Bowl

Nebraska 27  
Texas Tech 24



**Houston, Texas, Dec. 31, 1976** --- In the most exciting bowl game of the year, the Nebraska Cornhuskers edged a determined Texas Tech team, 27-24, in the Astro-Bluebonnet Bowl.

Twice Nebraska rallied to overcome 10-point deficits. With Texas Tech ahead 17-7 and time running out in the second quarter, quarterback Vince Ferragamo moved the Cornhuskers 80 yards in less than two minutes to score on a 22-yard touchdown pass to Mark Dufresne. But Texas Tech running back Billy Taylor countered early in the third quarter with an 8-yard TD run to open the gap to 24-14.

Once again, the Cornhuskers started to work on the Texas Tech lead. I-back Rick Berns broke around the right end and dashed untouched 18 yards into the end zone to put Nebraska within three. The Huskers took the lead when Ferragamo connected with split end Chuck Malito for a 23-yard touchdown pass. Malito gained 107 yards on three catches to earn most valuable lineman honors in the game. Malito's touchdown, which proved to be the winning score, was set up by a partially blocked punt by defensive backs Ted Harvey and Kent Smith.

The final score was in doubt until defensive end Reg Gast recovered a Red Raider fumble with 1:34 left in the game. The fumble killed a Tech threat and allowed Nebraska to run out the clock.

## Scoring Summary

### First Quarter

NU -- Rick Berns 1 run (Al Eveland kick), 5:42  
TT -- FG Brian Hall 28, 1:22

### Second Quarter

TT -- Billy Taylor 14 pass from Rodney Allison (Hall kick), 12:08  
TT -- Taylor 11 pass from Allison (Hall kick), 2:14  
NU -- Mark Dufresne 22 pass from Vince Ferragamo (Eveland kick), 0:33

### Third Quarter

TT -- Taylor 8 run (Hall kick), 11:32  
NU -- Berns 18 run (Eveland kick failed), 9:19  
NU -- Chuck Malito 23 pass from Ferragamo (Eveland kick), 7:01

### Fourth Quarter

No scoring

Score by Quarters	1	2	3	4	Final
Nebraska	7	7	13	0	27
Texas Tech	3	14	7	0	24

Statistics.....	NU	TT
First Downs.....	21	24
Net Rushing.....	164	191
Passes Att.-Comp.-Int. ....	24-14-0	23-15-0
Net Passing .....	232	193
Total Offense .....	396	384

**Leading NU Rusher:** Rick Berns, 118, 2 TD  
**Leading NU Passer:** Vince Ferragamo, 13 of 23 -- 183, 2 TD  
**Leading NU Receiver:** Chuck Malito, 3 for 107, TD  
**Attendance:** 48,618

# 1977 Liberty Bowl

Nebraska 21  
North Carolina 17



**Memphis, Tenn., Dec. 19, 1977** --- Quarterback Randy Garcia came off the bench in the fourth quarter to throw two touchdown passes and rallied Nebraska from a 10-point, fourth-quarter deficit to a 21-17 win over North Carolina in the 19th annual Liberty Bowl.

Garcia, who replaced starter Tom Sorley, first hit wingback Curtis Craig, who made a sensational diving catch, for a 10-yard touchdown with 10:51 left to cut the Husker deficit to 17-14. Garcia then threw a 34-yard scoring pass to Tim Smith with 3:16 left in the game to cap a rally that ended UNC's upset hopes.

The Tar Heels drew first blood early in the second quarter on a 12-yard scoring pass from Matt Kupec to tight end Brooks Williams. After the Huskers tied the game at 7-7 on a 15-yard touchdown run by fullback Dodie Donnell, Kupec threw a 10-yard scoring pass to fullback Bob Loomis late in the half for a 14-7 North Carolina lead at intermission.

Carolina upped its lead to 17-7 late in the third quarter on a 47-yard field goal by Tom Biddle, and the Tar Heels appeared to have the game well in control until Garcia's heroics brought NU back.

## Scoring Summary

### First Quarter

No scoring

### Second Quarter

UNC -- Brooks Williams 12 pass from Matt Kupec (Tom Biddle kick), 13:52  
NU -- Dodie Donnell 15 run (Billy Todd kick), 11:00  
UNC -- Bob Loomis 10 pass from Kupec (Biddle kick), 3:11

### Third Quarter

UNC -- FG Biddle 47, 4:17

### Fourth Quarter

NU -- Curtis Craig 10 pass from Randy Garcia (Todd kick), 10:51  
NU -- Tim Smith 34 pass from Garcia (Todd kick), 3:16

Score by Quarters	1	2	3	4	Final
Nebraska	0	7	0	14	21
North Carolina	0	14	3	0	17


Statistics.....	NU	UNC
First Downs.....	21	17
Net Rushing.....	206	169
Passes Att.-Comp.-Int. ....	17-14-0	13-8-1
Net Passing .....	161	93
Total Offense .....	367	262

**Leading NU Rusher:** Dodie Donnell, 59, TD  
**Leading NU Passers:** Tom Sorley, 11 of 13 -- 105;  
Randy Garcia, 3 of 3 -- 56, 2 TD  
**Leading NU Receiver:** Tim Smith, 4 for 78, TD  
**Attendance:** 49,456

1979

# Orange Bowl

Oklahoma 31  
Nebraska 24



**Miami, Fla., Jan. 1, 1979** --- In the first-ever matchup of Big Eight teams in a bowl game, Nebraska just missed duplicating its 17-14 win over Oklahoma several weeks earlier in losing to the Sooners, 31-24, in the 45th annual Orange Bowl.

Nebraska got off to a fast start in trying for an unprecedented double over OU, driving 80 yards in 15 plays after the opening kickoff to take a 7-0 lead on Tom Sorley's 21-yard touchdown pass to Tim Smith. The Huskers then watched the revenge-minded Sooners score 24 unanswered points.

Nebraska's rally started with 9:12 left in the game when I-back Rick Berns capped a 78-yard drive with a one-yard touchdown run that reduced the deficit to 31-17. A little more than a minute later, defensive tackle David Clark recovered quarterback Thomas Lott's fumble at the OU 42, and the Huskers were back in the game. Oklahoma's defense yielded 35 yards to the seven, but stiffened to stop I-back Craig Johnson on a fourth-and-one with 4:24 to go to seal the win. The Huskers did march 58 yards in 10 plays to score on a two-yard pass from Sorley to Junior Miller on the final play of the game.

## Scoring Summary

### First Quarter

NU -- Tim Smith 21 pass from Tom Sorley (Billy Todd kick), 8:29  
OU -- Billy Sims 3 run (Uwe von Schamann kick), 0:01

### Second Quarter

OU -- Thomas Lott 3 run (von Schamann kick), 6:22

### Third Quarter

OU -- Sims 11 run (von Schamann kick), 13:30  
OU -- FG von Schamann 26, 9:18  
NU -- FG Todd 31, 4:24  
OU -- Lott 2 run (von Schamann kick), 0:15

### Fourth Quarter

NU -- Rick Berns 1 run (Todd kick), 9:12  
NU -- Junior Miller 2 pass from Sorley (Todd kick), 0:00

Score by Quarters	1	2	3	4	Final
Oklahoma	7	7	17	0	31
Nebraska	7	0	3	14	24

Statistics.....	NU	OU
First Downs.....	27	17
Net Rushing.....	217	292
Passes Att.-Comp.-Int.....	31-18-2	3-2-0
Net Passing.....	220	47
Total Offense.....	437	339

**Leading NU Rusher:** Rick Berns, 99, TD

**Leading NU Passer:** Tom Sorley, 18 of 31 -- 220, 2 TD


**Leading NU Receiver:** Junior Miller, 3 for 49, TD

**Attendance:** 66,365

1980

# Cotton Bowl

Houston 17  
Nebraska 14



**Dallas, Texas, Jan. 1, 1980** --- Reserve quarterback Terry Elston threw a six-yard, fourth-down touchdown pass to Eric Herring with just 12 seconds left in the game as Houston handed Nebraska a heartbreaking 17-14 loss in the 44th Cotton Bowl game — another in a six-year string of incredible finishes in Husker bowl games.

Before a CBS-TV national audience and 72,032 fans on hand in Dallas' famous oval, the Huskers and Cougars battled tooth-and-nail for a full 60 minutes. The goal-line situation at the end was a fitting finale.

Nebraska struck first as I-back Jarvis Redwine scored on a nine-yard run late in the first period, but Houston came back to tie, 7-7, at halftime on an eight-yard Elston run early in the second period.

After a scoreless third period, Southwest Conference champion Houston took its first lead of the game, 10-7, on a 41-yard field goal by Ken Hatfield with 8:25 left in the game. The Huskers made little headway against the Cougar defense in the second half, but took advantage of a Houston fumble to drive 31 yards in six plays to take a 14-10 lead on Jeff Quinn's six-yard touchdown pass to Jeff Finn with 3:56 left.

The next 3:44 were all Elston, as the junior accounted for all but 11 yards in the Cougars' winning 66-yard drive, completing 5-of-7 passes for 45 yards, including three for crucial first downs, and rushing three times for 10 yards.

## Scoring Summary

### First Quarter

NU -- Jarvis Redwine 9 run (Dean Sukup kick), 5:13

### Second Quarter

UH -- Terry Elston 8 run (Ken Hatfield kick), 12:17

### Third Quarter

No scoring

### Fourth Quarter

UH -- FG Hatfield 41, 8:25  
NU -- Jeff Finn 6 pass from Jeff Quinn (Sukup kick), 3:56  
UH -- Eric Herring 6 pass from Elston (Hatfield kick), 0:12

Score by Quarters	1	2	3	4	Final
Nebraska	7	0	0	7	14
Houston	0	7	0	10	17

Statistics.....	NU	UH
First Downs.....	13	18
Net Rushing.....	136	206
Passes Att.-Comp.-Int.....	22-11-1	19-9-0
Net Passing.....	91	119
Total Offense.....	227	325

**Leading NU Rusher:** Jarvis Redwine, 58, TD


**Leading NU Passer:** Jeff Quinn, 10 of 19 -- 78, TD

**Leading NU Receiver:** Kenny Brown, 5 for 30

**Attendance:** 72,032

# 1980 Sun Bowl

Nebraska 31  
Mississippi State 17



**El Paso, Texas, Dec. 27, 1980** --- A great passing performance by senior Jeff Quinn and a stout defensive effort enabled Nebraska to enjoy a successful return to the Sun Bowl by downing Mississippi State, 31-17.

The Huskers drew first blood just 2:30 into the game when, on the first play after MSU's Mardye McDole fumbled a Nebraska punt, split end Todd Brown scored on a 23-yard end-around. NU added 10 points in the second quarter on a 22-yard Kevin Seibel field goal and an eight-yard Quinn-to-Jeff Finn pass to take a 17-0 lead into the locker room at halftime.

MSU finally scored in the third quarter on a 47-yard field goal and appeared to be gaining momentum when Husker defensive end Jimmy Williams recovered a fumble at the Bulldog 25 to set up a two-yard touchdown run by Andra Franklin. The Huskers iced the game with a 52-yard Quinn-to-Tim McCrady pass late in the game. For their efforts, Williams and Quinn were named the outstanding players of the 1980 Sun Bowl.

## Scoring Summary

### First Quarter

NU -- Todd Brown 23 run (Kevin Seibel kick), 12:30

### Second Quarter

NU -- FG Seibel 22, 3:23

NU -- Jeff Finn 8 pass from Jeff Quinn (Seibel kick), 1:57

### Third Quarter

MSU -- FG Dana Moore 47, 7:12

NU -- Andra Franklin 2 run (Seibel kick), 2:16

### Fourth Quarter

MSU -- John Bond 1 run (Bob Morgan kick), 11:44

NU -- Tim McCrady 52 pass from Quinn (Seibel kick), 3:21

MSU -- Mike Maddix 3 pass from Bond (Morgan kick), 1:00

Score by Quarters	1	2	3	4	Final
Nebraska	7	10	7	7	31
Mississippi State	0	0	3	14	17

Statistics.....	NU	MSU
First Downs.....	16	15
Net Rushing.....	159	93
Passes Att.-Comp.-Int. ....	19-9-1	19-7-2
Net Passing.....	159	102
Total Offense.....	318	195

**Leading NU Rusher:** Andra Franklin, 67, TD

**Leading NU Passer:** Jeff Quinn, 9 of 19 -- 159, 2 TD

**Leading NU Receiver:** Tim McCrady, 2 for 107, TD

**Attendance:** 34,723

# 1982 Orange Bowl

Clemson 22  
Nebraska 15



**Miami, Fla., Jan. 1, 1982** --- Coach Tom Osborne's Cornhuskers went into their 13th consecutive bowl game hoping New Year's magic would work the same wonders for them as it had for their Big Red counterparts 11 years earlier, and for a while, it looked like it would. First, Texas topped No. 3 Alabama, 14-12, in the Cotton Bowl, and while fourth-ranked Nebraska battled top-ranked Clemson, Pittsburgh was knocking off No. 2 Georgia in the Sugar Bowl, leaving it up to the Huskers and Tigers to settle the national title.

The dream of a third national title in 12 years was not to be for the Huskers, as their own errors and standout performances by Clemson quarterback Homer Jordan and the Tiger defense gave the South Carolina school its first national title and a 12-0 season with a 22-15 victory.

The Tigers scored first on a 41-yard Donald Igwebuikie field goal to take a 3-0 lead, but Nebraska came back with a bit of razzle-dazzle and took a 7-3 lead midway through the first quarter on a 25-yard TD pass from I-back Mike Rozier to wingback Anthony Steels.

For the next two-and-a-half quarters, it was all Clemson, as the opportunistic Tigers took advantage of Husker errors to score 19 unanswered points and led 22-7 after three periods. Early in the fourth quarter, the Huskers came back on a 26-yard scoring run and a two-point conversion by Roger Craig, cutting the margin to 22-15. But an eighth untimely penalty stopped another promising drive moments later, and the elusive Jordan ate up all but six seconds of the last 5:24.

## Scoring Summary

### First Quarter

CU -- FG Donald Igwebuikie 41, 11:39

NU -- Anthony Steels 25 pass from Mike Rozier (Kevin Seibel kick), 6:43

CU -- FG Igwebuikie 37, 1:03

### Second Quarter

CU -- Cliff Austin 2 run (pass failed), 3:56

### Third Quarter

CU -- Perry Tuttle 13 pass from Homer Jordan (Bob Paulling kick), 6:12

CU -- FG Igwebuikie 36, 2:36

### Fourth Quarter

NU -- Roger Craig 26 run (Craig run), 9:15

Score by Quarters	1	2	3	4	Final
Nebraska	7	0	0	8	15
Clemson	6	6	10	0	22

Statistics.....	NU	CU
First Downs.....	13	17
Net Rushing.....	193	155
Passes Att.-Comp.-Int. ....	17-6-0	22-11-1
Net Passing.....	63	134
Total Offense.....	256	289

**Leading NU Rushers:** Roger Craig, 87, TD

**Leading NU Passer:** Mark Mauer, 5 of 15 -- 38


**Leading NU Receiver:** Anthony Steels, 1 for 25, TD

**Attendance:** 72,748



# 1983 Orange Bowl

Nebraska 21  
Louisiana State 20



**Miami, Fla., Jan. 1, 1983** --- The 1983 Orange Bowl game between Nebraska and Louisiana State started out like the one-sided contest many had predicted. The Husker defense held the Tigers to three yards on three plays after the opening kickoff and forced a punt. Then the NU offense drove 51 yards in six plays to take a 7-0 lead on Mark Schellen's five-yard run with 4:03 gone in the game.

At that point, Murphy's Law went into effect. On the first play after Toby Williams intercepted an LSU pass at the Husker seven, Nebraska fumbled the ball away to set up a tying Tiger touchdown. The Huskers fumbled the ball away at the LSU 15, forced a punt and fumbled it at their own 45 to set up another LSU score. Then the Huskers threw an interception and were thankful to be down only 14-7 at halftime.

The second half did not start out any better, as NU missed a field goal and fumbled again to set up a field goal that gave LSU a 17-7 lead. But down 10 points, the Husker offense came alive, driving 80 yards in 12 plays to score on an 11-yard pass from Turner Gill to Mike Rozier, and going 47 yards in seven plays to regain the lead, 21-17, early in the fourth quarter on a one-yard run by Gill.

A dropped pass on a fake field goal prevented another score, and another interception set up an LSU field goal that cut the margin to 21-20. But the Husker offense sealed the win by eating up the final 5:05.

## Scoring Summary

### First Quarter

NU -- Mark Schellen 5 run (Kevin Seibel kick), 10:57  
LSU -- Dalton Hilliard 1 run (Juan Bentanzos kick), 4:24

### Second Quarter

LSU -- Hilliard 1 run (Bentanzos kick), 9:32

### Third Quarter

LSU -- FG Bentanzos 28, 6:40  
NU -- Mike Rozier 11 pass from Turner Gill (Seibel kick), 1:25

### Fourth Quarter

NU -- Gill 1 run (Seibel kick), 11:14  
LSU -- FG Bentanzos 49, 5:05

Score by Quarters	1	2	3	4	Final
Nebraska	7	0	7	7	21
Louisiana State	7	7	3	3	20

Statistics.....	NU	LSU
First Downs.....	22	12
Net Rushing.....	219	38
Passes Att.-Comp.-Int.....	30-14-2	23-13-2
Net Passing.....	184	173
Total Offense.....	403	211

**Leading NU Rusher:** Mike Rozier, 118


**Leading NU Passer:** Turner Gill, 13 of 22 -- 184, TD

**Leading NU Receiver:** Irving Fryar, 5 for 84

**Attendance:** 54,407

# 1984 Orange Bowl

Miami 31  
Nebraska 30



**Miami, Fla., Jan. 2, 1984** --- In one of the most exciting bowl games ever played, fourth-ranked Miami overcame Nebraska rallies from 17- and 14-point deficits and took the national championship away from the Huskers. The game was decided when strong safety Ken Calhoun knocked Turner Gill's two-point PAT pass out of Jeff Smith's hands with 48 seconds left in the game, preserving a 31-30 home-field win in the 50th Orange Bowl.

Behind rifle-armed freshman quarterback Bernie Kosar, the Hurricanes jumped to a quick 17-0 first-quarter lead and never trailed. The Huskers rallied to score two second-quarter touchdowns, then tied the game early in the second half on a Scott Livingston field goal, but Miami scored twice in a five-minute span later in the third period to put the visitors in a 31-17 hole.

Things looked blackest for Nebraska four plays after Miami's last score when Heisman Trophy winner Mike Rozier left the game for good with a badly bruised ankle. Junior I-back Jeff Smith came in to rush for 99 yards and two touchdowns, the second, a 24-yarder on fourth-and-eight, to get the Huskers within 31-30. Coach Tom Osborne eschewed the PAT kick, and a tie that would have assured Nebraska the national title, and decided to go for it all. But, thanks to Calhoun, Gill, Smith and Osborne came up just short.

## Scoring Summary

### First Quarter

UM -- Glenn Dennison 2 pass from Bernie Kosar (Jeff Davis kick), 9:18  
UM -- FG Davis 45, 4:51  
UM -- Dennison 22 pass from Kosar (Davis kick), 1:08

### Second Quarter

NU -- Dean Steinkuhler 19 run (Scott Livingston kick), 8:54  
NU -- Turner Gill 1 run (Livingston kick), 2:17

### Third Quarter

NU -- FG Livingston 34, 13:09  
UM -- Alonzo Highsmith 1 run (Davis kick), 9:37  
UM -- Albert Bentley 7 run (Davis kick), 4:44

### Fourth Quarter

NU -- Jeff Smith 1 run (Livingston kick), 6:55  
NU -- Smith 24 run (Gill pass failed), 0:48

Score by Quarters	1	2	3	4	Final
Miami	17	0	14	0	31
Nebraska	0	14	3	13	30

Statistics.....	NU	UM
First Downs.....	25	22
Net Rushing.....	306	130
Passes Att.-Comp.-Int.....	30-16-1	35-19-1
Net Passing.....	172	300
Total Offense.....	478	430

**Leading NU Rusher:** Mike Rozier, 147


**Leading NU Passer:** Turner Gill 16 of 30 -- 172

**Leading NU Receiver:** Irving Fryar, 5 for 61

**Attendance:** 72,549

# 1985 Sugar Bowl

Nebraska 28  
Louisiana State 10



New Orleans, La., Jan. 1, 1985 --- Senior quarterback Craig Sundberg closed out his career in grand style, as he led the Huskers back from a 10-0 first-half deficit to a 28-10 win over Louisiana State in the 51st annual Sugar Bowl.

Fired-up LSU scored on two of its first three possessions to grab the early lead, but after a rocky start, the Sundberg-led Nebraska offense roared to life to put 28 unanswered points on the board. Two of the Huskers' four touchdowns were set up by a defense that forced six Tiger turnovers, five of them interceptions, including four off LSU starting quarterback Jeff Wickersham.

Sophomore I-back Doug DuBose helped spark Nebraska with a 102-yard rushing effort, but it was Sundberg who provided most of the punch and was named the game's most valuable player. Starting for the first time since arm trouble knocked him out of the starting lineup at midseason, Sundberg completed 10-of-15 passes for 143 yards, threw for three touchdowns and ran for the go-ahead score on a nine-yard sprint 6:46 into the second half. Sundberg's three touchdown passes tied a Nebraska bowl record. Two of those scoring tosses went to tight end Todd Frain, tying another NU bowl mark.

## Scoring Summary

### First Quarter

LSU -- FG Ronnie Lewis 37, 4:40

### Second Quarter

LSU -- Dalton Hilliard 2 run (Lewis kick), 13:11

NU -- Doug DuBose 31 pass from Craig Sundberg (Dale Klein kick), 10:31

### Third Quarter

NU -- Sundberg 9 run (Klein kick), 8:14

### Fourth Quarter

NU -- Todd Frain 24 pass from Sundberg (Klein kick), 10:54

NU -- Frain 17 pass from Sundberg (Klein kick), 8:40

Score by Quarters	1	2	3	4	Final
Nebraska	0	7	7	14	28
Louisiana State	3	7	0	0	10

Statistics.....	NU	LSU
First Downs.....	23	21
Net Rushing.....	280	183
Passes Att.-Comp.-Int. ....	18-10-3	38-20-5
Net Passing.....	143	221
Total Offense.....	423	404

Leading NU Rusher: Doug DuBose, 102


Leading NU Passer: Craig Sundberg, 10 of 15 -- 143, 3 TD

Leading NU Receiver: Todd Frain, 4 for 53, 2 TD

Attendance: 75,608

# 1986 Fiesta Bowl

Michigan 27  
Nebraska 23



Tempe, Ariz., Jan. 1, 1986 --- After building a 14-3 halftime lead, Nebraska self-destructed in the third quarter and was never able to recover completely in dropping a 27-23 decision to Michigan in the Sunlight Fiesta Bowl.

The Huskers used a pair of second-quarter touchdowns by I-back Doug DuBose to take the lead, but a fumble on the third play of the second half set up a 21-yard Wolverine touchdown drive that cut the NU margin to 14-10. Nebraska fumbled again on the second play after the ensuing kickoff, setting up a 38-yard touchdown drive that put Michigan up for good, 17-14.

Nebraska's next drive stalled after one first down, and the Wolverines blocked Dan Wingard's punt, recovering it at the NU six-yard line. The Nebraska defense held, and a 19-yard Pat Moons field goal made it 20-14 Michigan, 8:18 into the second half. Later in the period, the Maize and Blue took advantage of two pass interference penalties to score another touchdown to build what proved to be an insurmountable 27-14 lead.

## Scoring Summary

### First Quarter

UM -- FG Pat Moons 42, 4:22

### Second Quarter

NU -- Doug DuBose 5 pass from McCathorn Clayton (Dale Klein kick), 14:22

NU -- DuBose 3 run (Klein kick), 11:09

### Third Quarter

UM -- Gerald White 1 run (Moons kick), 14:57

UM -- Jim Harbaugh 1 run (Moons kick), 10:43

UM -- FG Moons 19, 6:42

UM -- Harbaugh 23 run (Moons kick), 1:53

### Fourth Quarter

NU -- Steve Taylor 1 run (Klein kick), 12:31

NU -- Safety, Monte Robbins downed ball in end zone, 1:22

Score by Quarters	1	2	3	4	Final
Nebraska	0	14	0	9	23
Michigan	3	0	24	0	27

Statistics.....	NU	UM
First Downs.....	20	16
Net Rushing.....	304	171
Passes Att.-Comp.-Int. ....	15-6-1	16-6-0
Net Passing.....	66	63
Total Offense.....	370	234

Leading NU Rusher: Doug DuBose, 99, TD


Leading NU Passer: McCathorn Clayton 4 of 6 -- 51, TD

Leading NU Receiver: Todd Frain, 3 for 46

Attendance: 72,454

# 1987 Sugar Bowl

Nebraska 30  
Louisiana State 15



**New Orleans, La., Jan. 1, 1987** --- Louisiana State had a 66-yard touchdown drive in the first three minutes of the contest and another 66-yard touchdown drive in the last three minutes of the game. In between, Nebraska dominated the Tigers by running off 30 unanswered points to post a 30-15 win in the USF&G Sugar Bowl, the Huskers' 25th bowl appearance.

Between those two Tiger drives, Nebraska gained 334 yards to LSU's 59, and had a first-down advantage of 22-3. The Huskers made a remarkable recovery from a disheartening loss to Oklahoma at the end of the regular season and posted Nebraska's fourth bowl win over LSU in as many tries and the third in five years.

Steve Taylor became the second Nebraska quarterback in three years to win the Miller-Digby Trophy as the Sugar Bowl MVP. He completed 11-of-19 passes for 110 yards and one touchdown and rushed 20 times for 63 yards and another score. Of Taylor's 173 total offensive yards, 90 came in two drives in which the Huskers went from a 7-3 deficit to a 17-7 lead.

## Scoring Summary

### First Quarter

LSU -- Harvey Williams 1 run (David Browndyke kick), 14:06

### Second Quarter

NU -- FG Dale Klein 42, 10:01

NU -- Steve Taylor 2 run (Klein kick), 0:39

### Third Quarter

NU -- Tyreese Knox 1 run (Klein kick), 10:35

### Fourth Quarter

NU -- Todd Millikan 3 pass from Taylor (Klein kick), 6:02

NU -- Knox 1 run (Klein kick failed), 3:26

LSU -- Tony Moss 24 pass from Tom Hodson (Alvin Lee pass from Hodson), 2:01

Score by Quarters	1	2	3	4	Final
Nebraska	0	10	7	13	30
Louisiana State	7	0	0	8	15

Statistics.....	NU	LSU
First Downs.....	22	10
Net Rushing.....	242	32
Passes Att.-Comp.-Int. ....	20-11-0	30-14-2
Net Passing.....	110	159
Total Offense.....	352	191

**Leading NU Rusher:** Tyreese Knox, 84, 2 TD


**Leading NU Passer:** Steve Taylor, 11 of 19 -- 110, TD

**Leading NU Receiver:** Tom Banderas, 4 for 42

**Attendance:** 76,234

# 1988 Fiesta Bowl

Florida State 31  
Nebraska 28



**Tempe, Ariz., Jan. 1, 1988** --- Florida State quarterback Danny McManus hit flanker Ronald Lewis with a 15-yard, fourth-down touchdown pass with 3:07 left in the game to give Florida State a 31-28 win over Nebraska in the 17th Fiesta Bowl. McManus' third touchdown pass of the afternoon capped a 97-yard touchdown drive by the Seminoles, who had taken over at their three-yard line with 6:58 to go when a fumble kept the Huskers from putting the game away.

It was a frustrating day for Nebraska, which jumped to a 14-0 first-quarter lead on a short drive set up by a Richard Bell punt return, and a 52-yard punt return touchdown by Dana Brinson. The Husker defense held FSU to just 82 yards on the ground, including only 28 yards by standout tailback Sammie Smith. But McManus threw for 375 yards, his career high by 100 yards. He was named the offensive player of the game, while Husker tackle Neil Smith earned defensive honors.

Even after Florida State took the late lead, the Huskers almost rallied, but Steve Taylor's 58-yard pass to Morgan Gregory that advanced NU to the Seminole two-yard line was called back because of a penalty.

## Scoring Summary

### First Quarter

NU -- Keith Jones 2 run (Chris Drennan kick), 9:31

NU -- Dana Brinson 52 punt return (Drennan kick), 1:15

### Second Quarter

FSU -- Herb Gainer 10 pass from Danny McManus (Derek Schmidt kick), 10:53

FSU -- Dayne Williams 4 run (Schmidt kick), 3:48

FSU -- Gainer 25 pass from McManus (Schmidt kick), 0:46

### Third Quarter

NU -- Steve Taylor 2 run (Drennan kick), 11:41

FSU -- FG Schmidt 32, 7:49

NU -- Tyreese Knox 4 run (Drennan kick), 0:40

### Fourth Quarter

FSU -- Ronald Lewis 15 pass from McManus (Schmidt kick), 3:07

Score by Quarters	1	2	3	4	Final
Florida State	0	21	3	7	31
Nebraska	14	0	14	0	28

Statistics.....	NU	FSU
First Downs.....	20	26
Net Rushing.....	242	82
Passes Att.-Comp.-Int. ....	14-7-1	51-28-1
Net Passing.....	142	375
Total Offense.....	384	457

**Leading NU Rusher:** Keith Jones, 80, TD


**Leading NU Passer:** Steve Taylor, 7 of 14 -- 142

**Leading NU Receiver:** Morgan Gregory, 3 for 49

**Attendance:** 72,112

# 1989 Orange Bowl

**Miami 23  
Nebraska 3**



**Miami, Fla., Jan. 2, 1989** --- Second-ranked Miami's quickness, particularly on defense, proved to be too much for sixth-ranked Nebraska as the Hurricanes dominated the Huskers, 23-3, in the 55th Orange Bowl Classic. Despite the win and a final 11-1-0 record, the Hurricanes were unable to lay claim to a second straight national title because of undefeated Notre Dame's 34-21 Fiesta Bowl win over West Virginia earlier in the day.

Although the Nebraska defense held the Miami offense to 354 total-offense yards, nearly 100 yards less than its season average, the Huskers never could get untracked against the Hurricanes' second-ranked defense. After leading the nation in rushing at 382.3 yards per game during the regular season, NU managed only 80 yards rushing against Miami and finished with 10 first downs.

Nebraska needed a career-long 50-yard field goal by Gregg Barrios to capitalize on its only serious scoring threat. Early in the third quarter, Tahau Lewis picked off a Steve Walsh pass and returned it 31 yards to the Miami 37. After Ken Clark gained 16 yards to the 21-yard line, Steve Taylor was sacked for a 13-yard loss, and the Huskers had to settle for Barrios' field goal, which prevented Nebraska's first shutout since the 1973 season.

## Scoring Summary

### First Quarter

UM -- Leonard Conley 22 pass from Steve Walsh (Carlos Huerta kick), 7:00

### Second Quarter

UM -- FG Huerta 18, 8:58

UM -- Conley 42 pass from Walsh (Huerta kick), 5:49

UM -- FG Huerta 37, 2:28

### Third Quarter

NU -- FG Gregg Barrios 50, 9:06

### Fourth Quarter

UM -- FG Huerta 37, 7:32

Score by Quarters	1	2	3	4	Final
Miami	7	13	0	3	23
Nebraska	0	0	3	0	3

Statistics.....	NU	UM
First Downs.....	10	20
Net Rushing.....	80	69
Passes Att.-Comp.-Int.....	22-8-3	48-23-3
Net Passing.....	55	285
Total Offense.....	135	354

**Leading NU Rusher:** Ken Clark, 36


**Leading NU Passer:** Steve Taylor, 8 of 21 -- 55

**Leading NU Receiver:** Richard Bell, 2 for 39

**Attendance:** 79,480

# 1990 Fiesta Bowl

**Florida State 41  
Nebraska 17**



**Tempe, Ariz., Jan. 1, 1990** --- Fifth-ranked Florida State rode the arm of quarterback Peter Tom Willis and the talents of a bevy of quick, talented receivers to a 41-17 win over No. 6 Nebraska in the 19th Sunkist Fiesta Bowl.

The Huskers had the lead twice in the first half, 7-0 after driving 69 yards for a touchdown on their first possession, helped by a 41-yard Mike Stigge-to-Mark Dowse pass on a fake punt, and 10-7 on a Chris Drennan field goal early in the second period.

From then on, it was all FSU. The Seminoles scored touchdowns on five of their next seven possessions to build a 41-10 lead at the end of three quarters. In the process, Willis had the best passing day ever against NU in a bowl game, completing 25-of-40 passes for 422 yards and five touchdowns. The total topped the previous high against the Huskers (375 by the Seminoles' Danny McManus in the 1988 Sunkist Fiesta Bowl), and the five touchdown passes were the most-ever against NU.

For the second straight year, the Huskers faced a bowl opponent that was probably the best team in the nation, but had virtually no hope of winning the national title because of untimely defeats early in the year. FSU lost its first two games in 1989 to Southern Mississippi and Clemson, then roared back to win its last 10, including a 24-10 victory over eventual No. 1 Miami.

## Scoring Summary

### First Quarter

NU -- Morgan Gregory 9 pass from Gerry Gdowski (Gregg Barrios kick), 11:19

### Second Quarter

FSU -- Terry Anthony 14 pass from Peter Tom Willis (Richie Andrews kick), 13:42

NU -- FG Chris Drennan 39, 12:15

FSU -- Reggie Johnson 6 pass from Willis (Andrews kick), 6:55

FSU -- Dexter Carter 10 pass from Willis (Andrews kick), 0:24

### Third Quarter

FSU -- Paul Moore 1 run (Andrews kick blocked), 5:59

FSU -- Johnson 8 pass from Willis (Andrews kick), 0:24

FSU -- Anthony 24 pass from Willis (Andrews kick), 0:02

### Fourth Quarter

NU -- Mickey Joseph 2 run (Drennan kick), 1:16

Score by Quarters	1	2	3	4	Final
Nebraska	7	3	0	7	17
Florida State	0	21	20	0	41

Statistics.....	NU	FSU
First Downs.....	18	18
Net Rushing.....	115	72
Passes Att.-Comp.-Int.....	26-15-2	41-25-0
Net Passing.....	207	422
Total Offense.....	322	494

**Leading NU Rusher:** Ken Clark, 86


**Leading NU Passer:** Gerry Gdowski, 13 of 23 -- 154, TD

**Leading NU Receiver:** Morgan Gregory, 4 for 67, TD

**Attendance:** 73,953

# 1991 Citrus Bowl

Georgia Tech 45  
Nebraska 21



**Orlando, Fla., Jan. 1, 1991** --- Despite a second-quarter rally, Nebraska was unable to overcome a 21-0 deficit as the Huskers fell to undefeated Georgia Tech, 45-21, in the Florida Citrus Bowl. The Yellow Jackets finished 11-0-1 with the victory and edged Colorado for the UPI national title, while the Buffaloes, who had beaten NU, 27-12, in November, claimed the AP crown.

Two freshmen gave Husker fans a ray of hope after Tech took a three-touchdown lead. All-Big Eight tight end Johnny Mitchell hauled in a 30-yard touchdown pass from Tom Haase, then I-back Derek Brown sprinted 50 yards to cut the margin to 21-14 with 5:07 left in the half. But that was as close as Nebraska would get, and running back William Bell's two fourth-quarter touchdowns sealed the Huskers' fate.

Mitchell finished the game with five receptions for an NU bowl record 138 yards, while Brown rushed for 99 yards, and Haase came off the bench to complete 14-of-21 passes for 209 yards and two touchdowns.

## Scoring Summary

### First Quarter

GT -- Stefen Scotten 2 run (Scott Sisson kick), 3:02

### Second Quarter

GT -- Emmett Merchant 22 pass from Shawn Jones (Sisson kick), 12:23

GT -- William Bell 2 pass from Jones (Sisson kick), 7:50

NU -- Johnny Mitchell 30 pass from Tom Haase (Gregg Barrios kick), 6:21

NU -- Derek Brown 50 run (Barrios kick), 5:07

GT -- FG Sisson 37, 1:50

### Third Quarter

GT -- Jones 1 run (Sisson kick), 5:33

NU -- William Washington 21 pass from Haase (Barrios kick), 0:30

### Fourth Quarter

GT -- Bell 6 run (Sisson kick), 9:43

GT -- Bell 57 run (Sisson kick), 7:43

Score by Quarters	1	2	3	4	Final
Nebraska	0	14	7	0	21
Georgia Tech	7	17	7	14	45

Statistics.....	NU	GT
First Downs.....	14	19
Net Rushing.....	126	190
Passes Att.-Comp.-Int.....	25-14-0	23-16-1
Net Passing.....	209	277
Total Offense.....	335	467

**Leading NU Rusher:** Derek Brown, 99, TD

**Leading NU Passer:** Tom Haase, 14 of 21 -- 209, 2 TD

**Leading NU Receiver:** Johnny Mitchell, 4 for 138, TD

**Attendance:** 72,328

# 1992 Orange Bowl

Miami 22  
Nebraska 0



**Miami, Fla., Jan. 1, 1992** --- No. 1-ranked Miami, playing on its home field for at least a share of its fourth national title in nine years, used overwhelming team speed and a smothering defense to blank Nebraska, 22-0. It was the Cornhuskers' first shutout defeat in 221 games since the 1973 season.

The win left the Hurricanes 12-0 on the season with a split national title, joining a 12-0 Washington team that beat Nebraska, 36-21, at Lincoln in September. The Hurricanes were No. 1 in the Associated Press poll, while the Huskies claimed the top spot in the USA Today/CNN Coaches poll. It was the second straight year for a split title, and for the second straight year Nebraska, 9-2-1, lost to both teams involved, having been defeated by Colorado and Georgia Tech the season before.

Miami held Nebraska to 82 rushing yards after the Huskers had won the NCAA rushing title in the regular season at 353.2 yards per game.

## Scoring Summary

### First Quarter

UM -- Kevin Williams 8 pass from Gino Torretta (Carlos Huerta kick), 11:04

UM -- FG Huerta 24, 5:04

UM -- FG Huerta 24, 4:02

### Second Quarter

No scoring

### Third Quarter

UM -- Larry Jones 1 run (Torretta pass failed), 11:19

UM -- FG Huerta 54, 2:33

### Fourth Quarter

No scoring

Score by Quarters	1	2	3	4	Final
Miami	13	0	9	0	22
Nebraska	0	0	0	0	0

Statistics.....	NU	UM
First Downs.....	9	25
Net Rushing.....	82	182
Passes Att.-Comp.-Int.....	19-7-2	41-19-2
Net Passing.....	89	257
Total Offense.....	171	439

**Leading NU Rusher:** Calvin Jones, 69

**Leading NU Passer:** Keithen McCant, 6 of 18 -- 80

**Leading NU Receiver:** Johnny Mitchell, 3 for 57

**Attendance:** 77,747

# 1993 Orange Bowl

Florida State 27  
Nebraska 14



**Miami, Fla., Jan. 1, 1993** --- The Seminoles struck first in the opening quarter and scored 20 unanswered points before split end Corey Dixon caught a 41-yard bomb from Nebraska quarterback Tommie Frazier with 1:31 remaining in the first half to end the Seminoles' run.

Nebraska had missed on two field goal opportunities, while Florida State was good on two attempts. After Nebraska stalled on its first possession of the second half, the Seminoles put together an 85-yard drive to go up 27-7. That would prove to be FSU's last score, as the Husker defense forced the Seminoles to punt on all of their five remaining possessions and limited the potent offense to 102 total yards from that point. Frazier connected with tight end Gerald Armstrong on a one-yard pass with 10 minutes remaining in the fourth quarter to pull within 13, but threw two interceptions as No. 3 FSU held on for a 27-14 victory.

The No. 11 Huskers were slowed by five fumbles and turned the ball over three times after leading the nation in turnover margin during the regular season. Dixon had a career-best day with 123 of Nebraska's 146 receiving yards. He also ran 35 yards on a reverse to earn MVP honors for Nebraska. Trev Alberts was NU's leading tackler with a career-high 14 tackles. NU was limited to 144 yards rushing after leading the nation in that category during the regular season.

NU dropped to 9-3 on the season and finished 14th in the final polls, its 24th consecutive year finishing in the AP top 25. FSU finished second to Alabama in the polls.

## Scoring Summary

### First Quarter

FSU -- Tamarick Vanover 25 pass from Charlie Ward (Dan Mowrey kick), 7:41

### Second Quarter

FSU -- FG Mowrey 40, 10:54

FSU -- Kez McCorvey 4 pass from Ward (Mowrey kick), 9:22

FSU -- FG Mowrey 24, 2:34

NU -- Corey Dixon 41 pass from Tommie Frazier (Bennett kick), 1:31

### Third Quarter

FSU -- Sean Jackson 11 run (Mowrey kick), 7:48

### Fourth Quarter

NU -- Gerald Armstrong 1 pass from Frazier (Bennett kick), 10:24

Score by Quarters	1	2	3	4	Final
Florida State	7	13	7	0	27
Nebraska	0	7	0	7	14

Statistics.....	NU	FSU
First Downs.....	13	23
Net Rushing.....	144	221
Passes Att.-Comp.-Int.....	22-10-2	31-16-1
Net Passing.....	146	215
Total Offense.....	290	436

**Leading NU Rusher:** Calvin Jones, 76


**Leading NU Passer:** Tommie Frazier, 10 of 21 -- 146, 2 TD

**Leading NU Receiver:** Corey Dixon, 5 for 123, TD

**Attendance:** 57,324

# 1994 Orange Bowl

Florida State 18  
Nebraska 16



**Miami, Fla., Jan. 1, 1994** --- Nebraska entered its 25th consecutive bowl undefeated and ranked No. 2 by AP, but No. 1 in the USA Today/CNN Coaches poll. FSU held the AP No. 1 rank and was second by the coaches. However, NU was considered a sizeable underdog in the contest.

After a punt return touchdown by Nebraska's Corey Dixon was called back, FSU scored first when freshman Scott Bentley hit on a 34-yard field goal. Nebraska took the lead when a tipped pass from quarterback Tommie Frazier found sophomore Reggie Baul for a 34-yard score. Bentley followed with a 25-yard field goal, cutting the Husker lead to 7-6. In the third period, FSU scored on a one-yard William Floyd run and followed with a 39-yard field goal by Bentley for a 15-7 lead. Freshman Lawrence Phillips came in for the injured Calvin Jones, and on the first play of the fourth quarter scored on a 12-yard run.

Set up by Phillips' 17-yard scamper and Frazier's 32-yard sprint to the 4-yard line, NU kicker Byron Bennett kicked a 27-yard field goal with 1:16 remaining. But FSU Heisman winner Charlie Ward orchestrated a successful drive from the FSU 35. On second down from the 5-yard line, Bentley kicked a 22-yard field goal with 21 seconds left to give FSU an 18-16 lead.

From the NU 43, Frazier hit tight end Trumane Bell for a 29-yard gain and called time out with one second remaining. Bennett set up for a 45-yard field goal as officials cleared the field of those who thought the game was over, but his kick was wide left. Nebraska outgained FSU 389-333, and held the nation's No. 1 offense to one conversion on 12 third-down attempts. Frazier was Nebraska's MVP, matching Ward yard-for-yard with 283 total-offense yards.

## Scoring Summary

### First Quarter

No scoring

### Second Quarter

FSU -- FG Scott Bentley 34, 7:54

NU -- Reggie Baul 34 pass from Tommie Frazier (Byron Bennett kick), 5:59

FSU -- FG Bentley 25, 0:29

### Third Quarter

FSU -- William Floyd 1 run, (Charlie Ward pass incomplete), 12:50

FSU -- FG Bentley 39, 3:06

### Fourth Quarter

NU -- Lawrence Phillips 12 run (Frazier run failed), 14:55

NU -- FG Bennett 27, 1:16

FSU -- FG Bentley 22, 0:21

Score by Quarters	1	2	3	4	Final
Florida State	0	6	9	3	18
Nebraska	0	7	0	9	16

Statistics.....	NU	FSU
First Downs.....	20	22
Net Rushing.....	183	47
Passes Att.-Comp.-Int.....	25-13-2	43-24-0
Net Passing.....	206	286
Total Offense.....	389	333

**Leading NU Rusher:** Tommie Frazier, 77

**Leading NU Passer:** Frazier, 13 of 24 -- 206, TD


**Leading NU Receiver:** Trumane Bell, 4 for 75

**Attendance:** 81,536

# 1995 Orange Bowl

Nebraska 24  
Miami 17

## National Champions



**Miami, Fla., Jan. 1, 1995** --- Behind a pair of fourth-quarter touchdown runs by fullback Cory Schlesinger, No. 1 Nebraska defeated third-ranked Miami, 24-17, in the FedEx Orange Bowl to capture its first national title since 1971. The title was the first for NU Head Coach Tom Osborne, whose teams fell just short in the 1982, 1984 and 1994 Orange Bowls.

After spotting the Hurricanes a 10-0 advantage at the end of the first quarter, the Huskers got on the board as Brook Berringer found tight end Mark Gilman for a 19-yard touchdown to cap a five-play, 40-yard drive, cutting the UM lead to 10-7 at halftime. Miami extended the margin to 17-7 when Hurricane quarterback Frank Costa completed a 44-yard touchdown pass to Jonathan Harris just five plays into the third quarter.

On Miami's next possession, the Husker defense, ranked among the best in the nation all season, turned the momentum of the contest, as Dwayne Harris sacked Costa in the end zone to make the score 17-9. In the fourth quarter, Schlesinger capped a two-play, 40-yard drive with a 15-yard run to pull NU within 17-15. Tommie Frazier, who entered the game on the previous series, found tight end Eric Alford in the end zone for the two-point conversion to tie the score. After forcing a three-and-out on Miami's next possession, NU marched 58 yards on six plays before Schlesinger's 14-yard score gave the Huskers a 24-17 lead. Kareem Moss ended any Hurricane comeback hopes with an interception. Frazier ran out the clock to give the Huskers their third national title in school history.

### Scoring Summary

#### First Quarter

UM -- FG Dane Prewitt 44, 7:54  
UM -- Trent Jones 35 pass from Frank Costa (Prewitt kick), 0:04

#### Second Quarter

NU -- Mark Gilman 19 pass from Brook Berringer (Tom Sieler kick), 7:54

#### Third Quarter

UM -- Jonathan Harris 44 pass from Costa (Prewitt kick), 13:19  
NU -- Safety, Dwayne Harris sacks Costa in end zone, 11:35

#### Fourth Quarter

NU -- Cory Schlesinger 15 run (Eric Alford pass from Tommie Frazier), 7:38  
NU -- Schlesinger 14 run (Sieler kick), 2:46

Score by Quarters	1	2	3	4	Final
Miami	10	0	7	0	17
Nebraska	0	7	2	15	24

Statistics.....	NU	UM
First Downs.....	20	14
Net Rushing.....	199	29
Passes Att.-Comp.-Int. ....	20-11-2	35-18-1
Net Passing .....	106	248
Total Offense.....	305	277

**Leading NU Rusher:** Lawrence Phillips, 96

**Leading NU Passer:** Brook Berringer, 8 of 15 -- 81, TD

**Leading NU Receiver:** Abdul Muhammad, 4 for 60

**Attendance:** 81,753

# 1996 Fiesta Bowl

Nebraska 62  
Florida 24

## National Champions



**Tempe, Ariz., Jan. 2, 1996** --- In one of the greatest performances in college football history, top-ranked Nebraska became only the second team ever to post perfect back-to-back national championship seasons with its 62-24 victory over No. 2 Florida in the 1996 Tostitos Fiesta Bowl. The 38-point margin was the second largest in a No. 1 vs. No. 2 showdown.

The Huskers trailed 10-6 at the end of the first period before striking for 29 unanswered points in the second quarter. Lawrence Phillips' 42-yard score gave NU a 13-10 advantage. On Florida's next possession, Jamel Williams sacked Danny Wuerffel for a safety. Nebraska capitalized on the ensuing possession as freshman Ahman Green scored from one yard out. After Kris Brown's field goal made it 25-10, Michael Booker intercepted a Wuerffel pass and returned it 42 yards for a touchdown, giving the Huskers a 32-10 cushion. Brown's second field goal of the quarter extended the lead to 35-10 at halftime.

In the second half, NU quarterback Tommie Frazier ended all hopes for a Gator comeback, scoring a pair of touchdowns to give the Huskers a 49-18 lead. Frazier, who rushed for 199 yards en route to MVP honors, raced 35 yards for the first score and capped the evening with his second touchdown, a scintillating 75-yard scamper as he broke seven tackles. NU rushed for an NCAA bowl-record 524 yards in the performance and held Florida to minus-28 yards on the ground.

### Scoring Summary

#### First Quarter

UF -- FG Bart Edmiston 23, 11:06  
NU -- Lawrence Phillips 16 pass from Tommie Frazier (Kris Brown kick blocked), 8:10  
UF -- Danny Wuerffel 1 run (Edmiston kick), 1:17

#### Second Quarter

NU -- Phillips 42 run (Brown kick), 14:28  
NU -- Safety, Jamel Williams sacks Wuerffel in end zone, 12:42  
NU -- Ahman Green 1 run (Brown kick), 9:13  
NU -- FG Brown 26, 3:46  
NU -- Michael Booker 42 interception return (Brown kick), 2:40  
NU -- FG Brown 24, 0:08

#### Third Quarter

NU -- Frazier 35 run (Brown kick), 2:21  
UF -- Ike Hilliard 35 pass from Wuerffel (Reidel Anthony pass from Wuerffel), 0:52  
NU -- Frazier 75 run (Brown kick), 0:01

#### Fourth Quarter

NU -- Phillips 15 run (kick blocked), 8:25  
NU -- Brook Berringer 1 run (Ted Retzlaff kick), 4:44  
UF -- Anthony 93 kickoff return (run failed), 4:31

Score by Quarters	1	2	3	4	Final
Nebraska	6	29	14	13	62
Florida	10	0	8	6	24

Statistics.....	NU	UF
First Downs.....	27	15
Net Rushing.....	524	(-28)
Passes Att.-Comp.-Int. ....	15-6-2	38-20-3
Net Passing .....	105	297
Total Offense.....	629	269

**Leading NU Rushers:** Tommie Frazier, 199, 2 TD; Lawrence Phillips, 165, 2 TD

**Leading NU Passer:** Tommie Frazier, 6 of 14 -- 105, TD

**Leading NU Receiver:** Clester Johnson, 2 for 43

**Attendance:** 79,864

# 1996 Orange Bowl

Nebraska 41  
Virginia Tech 21



**Miami, Fla., Dec. 31, 1996** --- Nebraska used strong performances from I-back Damon Benning and quarterback Scott Frost to down 10th-ranked Virginia Tech, 41-21, at the 1996 FedEx Orange Bowl.

The sixth-ranked Huskers picked up their third straight bowl victory, as Benning rushed for 95 yards and scored on touchdown runs of 33 and six yards on his way to MVP honors. Frost completed 11-of-22 passes for 136 yards, while rushing for 62 yards and two touchdowns.

After the Hokies jumped ahead 7-0 on a Jim Druckenmiller touchdown pass, the Huskers responded on their next possession, as Kris Brown's 25-yard field goal early in the second quarter cut the Hokie lead to 7-3. Nebraska took the lead on its next possession, as Frost capped a three-play, 45-yard drive with a five-yard touchdown run to give the Huskers a 10-7 advantage. The NU defense pushed the margin to 17-7 after rush end Mike Rucker sacked Druckenmiller and forced a fumble that defensive tackle Jason Peter picked up and raced 31 yards for a touchdown.

The Hokies would not go away quietly though, as Druckenmiller threw a pair of touchdown passes, closing the gap to 24-21 midway through the third quarter. Nebraska finally extended its lead, as Benning's six-yard touchdown gave NU a 31-21 lead heading into the fourth quarter. In the final quarter, the Husker defense held the Hokies on a pair of drives in NU territory, while the offense added to its lead on a Brown 37-yard field goal and a 22-yard touchdown run by Frost with three minutes left, clinching the victory.

## Scoring Summary

### First Quarter

VT -- Marcus Parker 19 pass from Jim Druckenmiller (Shayne Graham kick), 3:14

### Second Quarter

NU -- FG Kris Brown 25, 13:25

NU -- Scott Frost 5 run (Brown kick), 9:14

NU -- Jason Peter 31 fumble return (Brown kick), 3:36

VT -- Shawn Scales 6 pass from Druckenmiller (Graham kick), 0:19

### Third Quarter

NU -- Damon Benning 33 run, 9:54

VT -- Cornelius White 33 pass from Druckenmiller (Graham kick), 4:58

NU -- Benning 6 run, 0:20

### Fourth Quarter

NU -- FG Brown 37, 7:52

NU -- Frost 22 run, 3:26

Score by Quarters	1	2	3	4	Final
Virginia Tech	7	7	7	0	21
Nebraska	0	17	14	10	41

Statistics.....	NU	VT
First Downs.....	25	22
Net Rushing.....	279	193
Passes Att.-Comp.-Int.....	22-11-0	33-16-0
Net Passing.....	136	214
Total Offense.....	415	407

**Leading NU Rusher:** Damon Benning, 95, 2 TD

**Leading NU Passer:** Scott Frost, 11 of 22 -- 136


**Leading NU Receiver:** Shevin Wiggins, 3 for 36

**Attendance:** 51,212

# 1998 Orange Bowl

Nebraska 42  
Tennessee 17

## National Champions



**Miami, Fla., Jan. 2, 1998** --- One of the most successful eras in college football came to an end as the Huskers defeated Tennessee, 42-17, in the 1998 FedEx Orange Bowl to win a share of their third national title in four seasons. NU was first in the coaches' poll, while 12-0 Michigan earned the AP crown. The win was the final one for NU Head Coach Tom Osborne, who announced his retirement preceding the contest and finished with a record of 255-49-3 in 25 seasons.

In a showdown between two of the top offenses in the nation, the Husker defense would steal the spotlight early, forcing a pair of Vol turnovers that led directly to touchdowns. Quarterback Scott Frost triggered the first NU touchdown, completing three passes for 63 yards on the drive, including a key third-down pass to Sheldon Jackson for 25 yards that led to Ahman Green's one-yard touchdown run. NU jumped ahead 14-0 on Shevin Wiggins' 10-yard touchdown run, set up by Lance Brown's fumble recovery deep in Volunteer territory.

Leading 14-3 at halftime, the Husker offense began to show its dominance, scoring on all three of its third-quarter possessions. Frost, who rushed for 60 yards and threw for 125 yards, capped a 12-play, 80-yard drive with the first of his two touchdowns. After a UT punt, Frost extended the Husker lead to 28-3 on an 11-yard touchdown run to cap a 74-yard drive. After a Tennessee touchdown cut the NU lead to 28-9, Green put the game out of reach by scoring on a 22-yard run late in the third quarter to make it 35-9. Green rushed for an Orange Bowl-record 206 yards and two touchdowns, including 159 yards in the third quarter alone. Overshadowed in the offensive effort was a defense that held UT quarterback Peyton Manning to a season-low 134 yards in the air and forced three turnovers.

## Scoring Summary

### First Quarter

NU--Ahman Green 1 run (Kris Brown kick), 1:10

### Second Quarter

NU--Shevin Wiggins 10 run (Brown kick), 11:28

UT--FG Jeff Hall 44, 8:28

### Third Quarter

NU--Scott Frost 1 run (Brown kick), 10:11

NU--Frost 11 run (Brown kick), 5:07

UT--Peerless Price 5 pass from Peyton Manning (pass failed), 1:58

NU--Green 22 run (Brown kick), 0:29

### Fourth Quarter

NU--Frost 9 run (Brown kick), 4:24

UT--Andy McCullough 3 pass from Tee Martin (Travis Stephens pass from Martin), 0:58

Score by Quarters	1	2	3	4	Final
Tennessee	0	3	6	8	17
Nebraska	7	7	21	7	42

Statistics.....	NU	UT
First Downs.....	30	16
Net Rushing.....	409	128
Passes Att.-Comp.-Int.....	12-9-1	35-25-1
Net Passing.....	125	187
Total Offense.....	534	315

**Leading NU Rusher:** Ahman Green, 206 yards, 2 TD

**Leading NU Passer:** Scott Frost, 9 of 12 -- 125

**Leading NU Receiver:** Sheldon Jackson, 4 for 56

**Attendance:** 72,305



# 1998 Holiday Bowl

Arizona 23  
Nebraska 20



**San Diego, Calif., Dec. 30, 1998** --- Kelvin Eafon's one-yard touchdown run with 6:08 remaining lifted fifth-ranked Arizona to a 23-20 victory over No. 14 Nebraska in the 1998 Culligan Holiday Bowl, ending the Huskers' four-game bowl winning streak.

In a wild fourth quarter that saw three lead changes, the Huskers rallied from a 16-13 deficit as quarterback Eric Crouch connected with tight end Tracey Wistrom for a four-yard touchdown to give the Huskers a 20-16 lead with 10:55 remaining. Crouch, who finished with 193 yards through the air, was 4-of-5 passing on the drive for 69 yards.

Arizona, which finished fourth in the final AP poll, came right back on its next possession, driving 68 yards on nine plays, capped by Eafon's touchdown. UA quarterback Keith Smith, who earned offensive player-of-the-game honors, kept the Wildcats' drive alive, rushing for a pair of first downs to set up Eafon's touchdown. NU had a final opportunity to regain the lead, driving to the UA 46-yard line before Chris McAlister's second interception of the game sealed the win for the Wildcats.

Trailing 9-0 in the second quarter, the Husker defense forced a pair of Wildcat turnovers, leading to 13 points, as Nebraska took a 13-9 halftime lead. Lorán Kaiser's fumble recovery set up a 25-yard field goal by Kris Brown, cutting the Wildcat lead to 9-3. On the Huskers' next possession, Crouch found wingback Shevin Wiggins for a 44-yard touchdown that gave the Huskers a 10-9 advantage. On the ensuing kickoff, Billy Legate forced a Wildcat fumble deep in UA territory, leading to Brown's second field goal of the half as time expired.

The loss overshadowed an outstanding performance by rush end Mike Rucker, who had seven tackles, including six solo stops, four tackles for loss and two quarterback hurries to earn defensive MVP honors.

## Scoring Summary

### First Quarter

UA -- FG Mark McDonald 38, 11:10  
UA -- FG McDonald 25, 0:52

### Second Quarter

UA -- FG McDonald 48, 13:41  
NU -- FG Kris Brown 25, 4:58  
NU -- Shevin Wiggins 45 pass from Eric Crouch (Brown kick), 1:53  
NU -- FG Brown 23, 0:00

### Third Quarter

No scoring

### Fourth Quarter

UA -- Brad Brennen 15 pass from Keith Smith (McDonald kick), 5:05  
NU -- Tracey Wistrom 4 pass from Crouch (Brown kick), 10:55  
UA -- Kelvin Eafon 1 run (McDonald kick), 6:08

Score by Quarters	1	2	3	4	Final
Arizona	6	3	0	14	23
Nebraska	0	13	0	7	20

Statistics.....	NU	UA
First Downs.....	12	16
Net Rushing.....	87	107
Passes Att.-Comp.-Int. ....	28-12-2	23-12-0
Net Passing .....	193	158
Total Offense .....	280	265

**Leading NU Rusher:** Eric Crouch, 28

**Leading NU Passer:** Eric Crouch, 12 of 28 -- 193, 2 TD

**Leading NU Receiver:** Matt Davison, 3 for 64

**Attendance:** 65,354

# 2000 Fiesta Bowl

Nebraska 31  
Tennessee 21



**Tempe, Ariz., Jan. 2, 2000** --- No. 3 Nebraska defeated No. 6 Tennessee, 31-21, in the 2000 Tostitos Fiesta Bowl to finish the season 12-1 and ranked No. 2 in the AP poll.

The Huskers started quickly, scoring on a Dan Alexander seven-yard touchdown run on NU's first possession and increased the lead to 14-0 on a 60-yard punt return by wingback Bobby Newcombe late in the first quarter. A Josh Brown 31-yard field goal and a UT touchdown in the final seconds of the half gave the Huskers a 17-7 halftime advantage.

After the Vols closed to within 17-14 early in the third quarter, the Huskers responded by marching 96 yards in nine plays. Fullback Willie Miller set up the Husker touchdown with a career-long 47-yard run to the UT 13-yard line. Nebraska scored on the next play, as Crouch connected with tight end Aaron Golliday for a 13-yard touchdown pass to give the Huskers a 24-14 lead. Crouch earned offensive MVP honors, completing 9-of-15 passes for 148 yards and a touchdown, while rushing for 64 yards on 17 carries.

Nebraska put the game out of reach with a 10-play, 99-yard drive, capped by Correll Buckhalter's two-yard touchdown run to give the Huskers a 31-14 lead. Alexander led Nebraska's ground game with 108 yards, as the Huskers finished the game with 321 yards against the nation's seventh-best rush defense.

In the final game for NU Defensive Coordinator Charlie McBride, the Blackshirts held the Vols to just 44 yards rushing and forced two interceptions, including one by defensive MVP Mike Brown, who finished with seven tackles. All-America cornerback Ralph Brown and Carlos Polk led NU with eight tackles each.

## Scoring Summary

### First Quarter

NU -- Dan Alexander 7 run (Josh Brown kick), 11:34  
NU -- Bobby Newcombe 60 punt return (Brown kick), 3:21

### Second Quarter

NU -- FG Brown 31, 1:37  
UT -- Donte Stallworth 9 pass from Tee Martin (Alex Walls kick), 0:18

### Third Quarter

UT -- Travis Henry 4 run (Walls kick), 13:03  
NU -- Aaron Golliday 13 pass from Eric Crouch (Brown kick), 4:44

### Fourth Quarter

NU -- Correll Buckhalter 2 run (Brown kick), 12:01  
UT -- Stallworth 44 pass from Cedrick Wilson (Walls kick), 7:25

Score by Quarters	1	2	3	4	Final
Tennessee	0	7	7	7	21
Nebraska	14	3	7	7	31

Statistics.....	NU	UT
First Downs.....	23	17
Net Rushing.....	321	44
Passes Att.-Comp.-Int. ....	15-9-0	35-20-2
Net Passing .....	148	267
Total Offense.....	469	311

**Leading NU Rusher:** Dan Alexander, 108, TD

**Leading NU Passer:** Eric Crouch, 9 of 15 -- 148, TD

**Leading NU Receiver:** Matt Davison, 2 for 68

**Attendance:** 71,526

2000

# Alamo Bowl

Nebraska 66

Northwestern 17



**San Antonio, Texas, Dec. 30, 2000** --- The Nebraska offense saved its best game of the season for last, dominating Big Ten co-champion Northwestern, 66-17, in the 2000 Alamo Bowl. The 66 points were an NU and NCAA bowl record, along with the Huskers' nine offensive touchdowns and nine punt returns.

Nebraska got off to a quick start, as the Huskers scored on their first possession. Dan Alexander capped the drive with a 15-yard touchdown run, just a part of his Alamo Bowl and NU bowl-record 240 rushing yards. As a team, the Huskers had an Alamo Bowl-record 476 rushing yards.

The Wildcats came right back, as quarterback Zak Kustok marched down the field before Tim Long ended Northwestern's drive with a 44-yard field goal. Another Northwestern score made it look like the game was going to be close with NU trailing, 10-7. But Nebraska had a different plan.

Quarterback Eric Crouch started NU's NCAA bowl-record tying 31-point second quarter with a 50-yard touchdown run. NU then scored 24 straight before Northwestern's Damien Anderson ran for a 69-yard score. Bobby Newcombe's 58-yard touchdown reception gave NU a 38-17 halftime lead.

The NU defense went on to shut out the Wildcats in the final two quarters. Free safety Dion Booker had a career-high eight tackles, while rush end Kyle Vanden Bosch had a career-high six quarterback hurries, seven tackles, with three tackles for a loss, and two pass breakups.

A 21-point third quarter, including Matt Davison's 69-yard touchdown reception, put NU ahead 59-17. Place-kicker Josh Brown tied the NCAA bowl record for extra-point kick attempts (9) and extra-point kicks made (9).

## Scoring Summary

### First Quarter

NU -- Dan Alexander 15 run (Josh Brown kick), 12:49  
NW -- FG Tim Long 44, 9:51

### Second Quarter

NW -- Teddy Johnson 10 pass from Zak Kustok (Long kick), 14:16  
NU -- Eric Crouch 50 run (Brown kick), 13:56  
NU -- Alexander 2 run (Brown kick), 11:50  
NU -- Correll Buckhalter 2 run (Brown kick), 7:13  
NU -- FG Brown 51, 1:28  
NW -- Damien Anderson 69 run (Long kick), 1:10  
NU -- Bobby Newcombe 58 pass from Crouch (Brown kick), 0:20

### Third Quarter

NU -- Matt Davison 11 pass from Crouch (Brown kick), 12:17  
NU -- Crouch 2 run (Brown kick), 3:52  
NU -- Davison 69 pass from Newcombe (Brown kick), 1:14

### Fourth Quarter

NU -- Dahrran Diedrick 9 run (Brown kick), 5:22

Score by Quarters	1	2	3	4	Final
Nebraska	7	31	21	7	66
Northwestern	3	14	0	0	17

Statistics.....	NU	NW
First Downs.....	28	14
Net Rushing.....	476	232
Passes Att.-Comp.-Int.....	14-6-1	43-17-1
Net Passing.....	160	151
Total Offense.....	636	383

**Leading NU Rusher:** Dan Alexander, 240, 2 TD  
**Leading NU Passer:** Eric Crouch, 5 of 13 -- 91, 2 TD  
**Leading NU Receiver:** Matt Davison, 3 for 85, 2 TD  
**Attendance:** 60,028

2002

# Rose Bowl

Miami 37

Nebraska 14



**Pasadena, Calif., Jan. 3, 2002** --- Playing in front of a sellout partisan Nebraska crowd, the Huskers fell to Miami 37-14 in the 88th annual Rose Bowl and the BCS national championship game.

Miami came out strong from the start and gained 472 yards of total offense, including 362 yards passing by quarterback Ken Dorsey. The victory capped Miami's perfect 12-0 campaign under first-year head coach Larry Coker. The Huskers, who finished the year with an 11-2 mark, were held to a season-low 259 yards, including 197 on the ground.

The Hurricanes opened the scoring, capitalizing on a trio of first-half Husker turnovers. Miami converted the miscues into 14 points, helping the Hurricanes build a 34-point halftime lead. Nebraska forced a Miami turnover on the Hurricanes' second possession of the game, but Heisman winner Eric Crouch fumbled on the ensuing series at the NU 49.

The turnover would prove costly, as Dorsey connected with wide receiver Andre Johnson for a 49-yard touchdown seven seconds later to give the Hurricanes a 7-0 lead. The Hurricanes marched 86 yards in five plays early in the second quarter to extend their lead to 14-0.

On Nebraska's next possession, Crouch was intercepted by James Lewis, who returned the pass 47 yards for the score. Miami increased its lead to 34-0 at the half as Dorsey connected on touchdown passes to tight end Jeremy Shockey and a second strike to Johnson.

Fullback Judd Davies got Nebraska on the board late in the third quarter with a 16-yard TD run to cut the lead to 34-7. The Huskers closed to within 20 points after DeJuan Groce returned a Miami punt 71 yards for a touchdown with more than 14 minutes remaining. Miami's Todd Sievers kicked a 37-yard field goal to account for the final 37-14 margin.

## Scoring Summary

### First Quarter

UM -- Andre Johnson 49 pass from Ken Dorsey (Todd Sievers kick), 6:51

### Second Quarter

UM -- Clinton Portis 39 run (Sievers kick), 14:33  
UM -- James Lewis 47 interception return (Sievers kick), 12:52  
UM -- Jeremy Shockey 21 pass from Dorsey (Sievers kick failed), 10:40  
UM -- Johnson 8 pass from Dorsey (Sievers kick), 3:35

### Third Quarter

NU -- Judd Davies 16 run (Josh Brown kick), 2:39

### Fourth Quarter

NU -- DeJuan Groce 71 punt return (Brown kick), 14:28  
UM -- FG Sievers 37, 10:04

Score by Quarters	1	2	3	4	Final
Miami	7	27	0	3	37
Nebraska	0	0	7	7	14

Statistics.....	NU	UM
First Downs.....	16	18
Net Rushing.....	197	110
Passes Att.-Comp.-Int.....	15-5-1	35-22-1
Net Passing.....	62	362
Total Offense.....	259	472

**NU Leading Rusher:** Eric Crouch, 114 yards  
**NU Leading Passer:** Eric Crouch, 15-5-1, 62 yards  
**NU Leading Receiver:** Wilson Thomas, 3 for 36  
**Attendance:** 93,781

## 2002 Independence Bowl

Mississippi 27  
Nebraska 23



**Shreveport, La., Dec. 27, 2002** -- Nebraska's DeJuan Groce tied an NCAA record with his fourth punt return touchdown of the season, but the Huskers saw their season end with a 27-23 loss to Ole Miss in the 2002 MainStay Independence Bowl. The loss left NU with a 7-7 record, ending its streak of winning seasons at 40 straight.

Groce gave NU a 17-7 lead with a 60-yard punt return in the second quarter, but NU managed just 97 yards and two field goals in the second half. Nebraska jumped to a 10-0 lead in the game's first 17 minutes, as Josh Brown connected on a 29-yard field goal in the first quarter before Jammal Lord found freshman tight end Matt Herian for a 41-yard touchdown strike 1:22 into the second quarter.

Ole Miss quarterback Eli Manning cut the Huskers' lead to 10-7 with an 11-yard touchdown pass to Kerry Johnson midway through the second quarter before Groce's punt return put the Huskers up 10. Toward Sanford scored from one yard out to pull the Rebels within three, 17-14, at the half.

In the second half, the teams exchanged field goals before Sanford's second one-yard scoring run gave the Rebels a 24-20 edge. The Huskers cut the lead to 24-23 on Brown's third field goal before the Rebels got a 43-yard field goal by Jonathan Nichols with 4:39 remaining.

NU's I-back tandem of Dahrnan Diedrick and David Horne combined for 152 of NU's 266 rushing yards, as Diedrick led NU with 88 yards on 12 carries, while Horne finished with 65 yards on 15 rushes. Senior rush end Chris Kelsay was chosen as the Defensive MVP, recording 1.5 sacks for nine yards among his three tackles for loss.

Ole Miss became the first Southeastern Conference team to down NU in a bowl game since Alabama did it twice in the mid-1960s. Nebraska had won its previous 11 bowl games against SEC teams.

### Scoring Summary

#### First Quarter

NU -- FG Josh Brown 29, 6:53

#### Second Quarter

NU -- Matt Herian 41 pass from Jammal Lord (Brown kick), 13:38  
UM -- Kerry Johnson 11 pass from Eli Manning (Jonathan Nichols kick), 7:47  
NU -- DeJuan Groce 60 punt return (Brown kick), 2:43  
UM -- Toward Sanford 1 run (Nichols kick), 1:32

#### Third Quarter

UM -- FG Nichols 37, 9:02  
NU -- FG Brown 23, 7:06  
UM -- Sanford 1 run (Nichols kick), 3:24

#### Fourth Quarter

NU -- FG Brown 29, 7:50  
UM -- FG Nichols 43, 4:38

Score by Quarters	1	2	3	4	Final
Nebraska	3	14	3	3	23
Mississippi	0	14	10	3	27

Statistics.....	NU .....	UM .....
First Downs.....	17.....	20.....
Net Rushing.....	266.....	52.....
Passes Att.-Comp.-Int.....	17-7-2.....	44-25-0.....
Net Passing.....	93.....	313.....
Total Offense.....	359.....	365.....

**NU Leading Rusher:** Dahrnan Diedrick, 13 carries, 92 yards

**NU Leading Passer:** Jammal Lord, 16-7-2, 93 yards, TD

**NU Leading Receiver:** Matt Herian, 1 for 41, TD

**Attendance:** 46,096

## 2003 Alamo Bowl

Nebraska 17  
Michigan State 3



**San Antonio, Texas, Dec. 29, 2003** -- Behind a stifling defense and a record-setting day by I-back Cory Ross, No. 22 Nebraska picked up its 10th victory of the year with a 17-3 win over Michigan State in the 2003 MasterCard Alamo Bowl.

Under Interim Head Coach Bo Pelini, the Blackshirts recorded five sacks and intercepted three passes to hold the Spartans to three points, equaling the lowest point total by a Husker bowl opponent in 42 bowl games.

Nebraska, which improved to 10-3 with the win, held MSU without a touchdown and just 174 total yards, more than 200 yards below its season average. Trevor Johnson and Demorrio Williams each had two sacks, as the Huskers harassed Michigan State quarterback Jeff Smoker the entire game.

While the Blackshirts kept MSU (8-5) in check, Ross did the offensive damage, rushing for 138 yards and two touchdowns on a school-record 37 carries. Ross, who broke the 100-yard mark for the third time in the last four games of the year, scored on touchdown runs of 2 and 6 yards, as NU built a 14-point halftime lead.

While Ross accounted for 138 of NU's 229 yards on the ground, offensive MVP Jammal Lord was solid through the air, completing 8-of-17 passes for a career-high 160 yards, as he out-threw Smoker, who was 21-of-39 for just 156 yards.

The Spartans came right back on their second possession, going 48 yards on 10 plays to set up Dave Rayner's 46-yard field goal to tie the game with 3:53 remaining in the quarter.

The Husker defense forced its first turnover when Daniel Bullocks intercepted Smoker at the NU 36-yard line. The Huskers quickly took advantage, as Lord found Isaiah Fluellen for a 58-yard pass deep in MSU territory. Ross then scored two plays later from two yards out, giving the Huskers a 10-3 lead. Fluellen caught a career-high four passes for 84 yards, while Ross Pilkington caught three passes for 70 yards.

The Huskers struck in the final minutes of the first half, as NU went 80 yards in just three plays to take a 17-3 lead. Lord, who carried 10 times for 79 yards, broke a career-long 66-yard scamper on the first play of the drive to the MSU 14-yard line. Ross capped the drive with runs of 8 and 6 yards, putting NU ahead 17-3.

### Scoring Summary

#### First Quarter

NU -- FG David Dyches 29, 8:19  
MSU -- FG Dave Rayner 46, 3:53

#### Second Quarter

NU -- Cory Ross 2 yard run (Dyches kick), 13:17  
NU -- Ross 6 yard run (Dyches kick), 3:20

#### Third Quarter

No Scoring

#### Fourth Quarter

No Scoring

Score by Quarters	1	2	3	4	Final
Michigan State	3	0	0	0	3
Mississippi	3	14	0	0	17

Statistics.....	NU .....	MSU .....
First Downs.....	20.....	13.....
Net Rushing.....	229.....	45.....
Passes Att.-Comp.-Int.....	17-8-0.....	39-21-3.....
Net Passing.....	160.....	156.....
Total Offense.....	389.....	174.....

**NU Leading Rusher:** Cory Ross, 37 carries, 138 yards, 2 TD

**NU Leading Passer:** Jammal Lord, 17-8-0, 160 yards

**NU Leading Receiver:** Isaiah Fluellen, 4 for 84

**Attendance:** 56,226

# 2005 Alamo Bowl

Nebraska 32  
Michigan 28



**San Antonio, Texas, Dec. 28, 2005** --- Nebraska produced its greatest bowl comeback in school history, overcoming a 28-17 deficit with less than nine minutes left on its way to a thrilling 32-28 victory over No. 20 Michigan in the 2005 MasterCard Alamo Bowl. Nebraska battled back and forth with the Wolverines, jumping out to a 7-0 lead after a 52-yard touchdown pass from Zac Taylor to Terrence Nunn.

Michigan answered with a pair of Chad Henne touchdown passes, before Taylor responded with another strike to Nate Swift to tie the game at the half.

Jordan Congdon kicked his school-record 19th field goal of the season to give NU a 17-14 lead midway through the third quarter, before Henne struck again with his third touchdown pass. He added a seven-yard touchdown run to give the Wolverines a 28-17 lead early in the fourth quarter.

Cory Ross, who earned MVP honors after rushing for 161 yards on 28 carries, led Nebraska back with a 31-yard touchdown burst with 8:08 left. Taylor then hit Todd Peterson for the two-point conversion to trim Michigan's lead to 28-25.

On Michigan's first play of the ensuing drive, linebacker Adam Ickes forced a Jason Avant fumble that was recovered by linebacker Corey McKeon to give the Huskers the ball at the Michigan 48. The Huskers were unable to capitalize, but Blake Tiedtke forced another fumble on the Wolverines' next drive that was recovered by Ola Dagundaro at the Michigan 17. Three plays later, Taylor hit Nunn with a 13-yard touchdown strike to give NU the lead with 4:29 remaining.

The game was not decided until a bizarre final play that began at the Michigan 36 and ended at NU's 13 after a completed pass and a wild series of laterals. Titus Brothers made the game's final tackle of Tyler Ecker after a 62-yard run.

## Scoring Summary

### First Quarter

NU -- Terrence Nunn 52 pass from Zac Taylor (Jordan Congdon kick), 8:04  
MICH -- Tyler Ecker 13 pass from Chad Henne (Garrett Rivas kick), 5:48

### Second Quarter

MICH -- Mike Massey 16 pass from Henne (Rivas kick), 11:43  
NU -- Nate Swift 14 pass from Taylor (Congdon kick), 2:37

### Third Quarter

NU -- FG Congdon 20, 8:54  
MICH -- Mario Manningham 21 pass from Henne (Rivas kick), 6:31

### Fourth Quarter

MICH -- Henne 7 run (Rivas kick), 11:40  
NU -- Cory Ross 31 run (Todd Peterson pass from Taylor), 8:08  
NU -- Nunn 13 pass from Taylor (Congdon kick), 4:29

Score by Quarters	1	2	3	4	Final
Michigan	7	7	7	7	28
Nebraska	7	7	3	15	32

Statistics.....	NU	MICH
First Downs.....	16	23
Net Rushing.....	151	130
Passes Att.-Comp.-Int. ....	31-14-2	43-21-2
Net Passing.....	167	270
Total Offense.....	318	400

**Leading NU Rusher:** Cory Ross, 161, 1 TD  
**Leading NU Passer:** Zac Taylor, 14 of 31 -- 167, 3 TD  
**Leading NU Receiver:** Terrence Nunn, 4 for 91, 2 TD  
**Attendance:** 62,000