



# Athletic Communications

## NORTHWESTERN FOOTBALL

1501 Central Street, Evanston, IL 60208-3630 Phone 847-491-7503 Fax 847-491-8818 [NUsports.com](http://NUsports.com)

### GAME INFORMATION

**Oct. 31, 2011**

Northwestern (3-5, 1-4 Big Ten) at  
No. 9/9 Nebraska (7-1, 3-1 Big Ten)

#### Game Facts

Saturday, Nov. 5, 2011  
2:30 p.m. CT  
Memorial Stadium  
(81,067, FieldTurf)  
Lincoln, Neb.



Radio—WGN 720  
AM and [wgnradio.com](http://wgnradio.com) will carry the

game live with the broadcast starting at 2 p.m. Dave Eanet (play-by-play) and Ted Albrecht (analyst) call the action. The game is also available on WNUR (89.3), NU's student radio station, and on channels 94 and 198 on Sirius XM radio.



Television—  
Big Ten Network will televise the game to a national cable audience with Eric Collins (play-by-play), Chris Martin (color) and Dionne Miller (sideline) on the call.

### Northwestern Wildcats Staff

**Head Coach..** Pat Fitzgerald (Northwestern '97)  
**NU & Career Record .....** 37-34, Sixth Year  
**Big Ten Record .....** 19-26

#### Assistant Coaches:

Jerry Brown (Asst. Head Coach/Defensive Backs), Mike Hankwitz (Defensive Coordinator), Mick McCall (Offensive Coordinator), Randy Bates (Linebackers), Adam Cushing (Offensive Line), Bob Heffner (Superbacks), Marty Long (Defensive Line), Matt MacPherson (Running Backs), Dennis Springer (Wide Receivers)

### 2011 Schedule and Results

Date	Opponent (TV)	Time (CT)/Result
Sept. 3	at Boston College (ESPNU)	.....W, 24-17
Sept. 10	Eastern Illinois (BTN)	.....W, 42-21
Sept. 17	at Army (CBS Sports Network)	.....L, 21-14
Oct. 1	at 24/22 Illinois (ESPN2)	.....L, 38-35
Oct. 8	12/11 Michigan * ♦ (BTN)	.....L, 42-24
Oct. 15	at Iowa * ♦ (BTN)	.....L, 41-31
Oct. 22	RV/22 Penn State * (BTN) (HC)	.....L, 34-24
Oct. 29	at Indiana * (BTN)	.....W, 59-38
Nov. 5	at 9/9/10 Nebraska * ♦ (BTN)	.....2:30 p.m.
Nov. 12	Rice (BTN)	.....11 a.m.
Nov. 19	Minnesota * ♦ (TBA)	.....TBA
Nov. 26	Michigan State * ♦ (TBA)	.....TBA

\* Big Ten game ♦ Divisional (Legends) Game Rankings reflect polls (AP/USA Today/BCS) the week of the game • Home games in bold

### WILDCATS READY FOR FIRST BIG TEN CLASH WITH HUSKERS SATURDAY

#### For Openers

• After an impressive offensive showcase on Saturday, Northwestern will try to carry that success over to its first trip to Nebraska since the Huskers joined the Big Ten Conference. The Wildcats are on the road for the final time before closing the regular season with a trio of home games.

• The month of November has been kind to Northwestern in recent seasons, with the Wildcats posting a 7-4 mark in the final month of the regular season since the start of 2008. That includes a 4-2 record on the road in November.

• Northwestern's quarterback platoon of **Dan Persa** and **Kain Colter**, which began with NU's Big Ten opener at Illinois, has been one of the league's most effective in 2011. In conference-only statistics, the Wildcats lead the Big Ten in passing yards per game with 288.8, more than 50 yards per contest better than second-place Michigan. NU also ranks second in Big Ten play in total offense per game (456.8) and second in passing efficiency (163.9).

• Northwestern's offensive display in its victory at Indiana was one for the ages. NU scored on nine of its first 10 possessions—with the lone exception coming with a kneel-down to end the first half—and at one point saw four consecutive scoring drives culminate with touchdown passes to senior superback **Drake Dunsmore**. Dunsmore's four TD grabs set a single-game school record and were enough for him to become NU's career leader in receiving yards by a tight end (1,373). On Monday, the Big Ten selected Dunsmore as the league's Offensive Player of the Week, the first such honor of his career.

• Northwestern's 59 points against the Hoosiers marked the most by a **Pat Fitzgerald**-coached team and the most by the Wildcats since a modern-day record 61 against Illinois in 2000. The 'Cats—who were not forced to punt against IU until the fourth quarter—matched a school record for touchdown passes in a game (five) and compiled 616 yards of total offense, 58 shy of the school standard.

#### A Win Against Nebraska Would...

- Bring NU's current senior class into a tie for the school record for most wins by a five-year class (34, set by 2009 and 2010 seniors).
- Move Pat Fitzgerald ahead of Randy Walker (1999-2005) for sole possession of second place on NU's career coaching wins list.
- Give the Wildcats 10 road victories in the Big Ten since the start of the 2008 season.
- Be Northwestern's first win against a ranked opponent since Nov. 13, 2010 (vs. No. 13 Iowa).



**Drake Dunsmore** earned Big Ten Offensive Player of the Week honors after his record-setting four-touchdown performance at Indiana.

### ON DECK FOR NORTHWESTERN:

**Next Opponent:** Rice  
**Date:** Saturday, Nov. 12, 2011  
**Location:** Evanston, Ill.  
**Stadium:** Ryan Field (47,130)  
**Kickoff:** 11 a.m. CT

**Television:** Big Ten Network  
**Last Meeting:** NU 30, Rice 13 (2010)  
**Of Note:** Northwestern's roster features five players who hail from the Houston area, including three current starters.

### NORTHWESTERN ATHLETIC COMMUNICATIONS INFORMATION

Office Phone: (847) 491-7503 • Office Fax: (847) 491-8818  
**Director/Football Contact:** Mike Wolf • (847) 467-2028 (direct office) • (847) 833-3095 (cell) • Email Address: [mwolf@northwestern.edu](mailto:mwolf@northwestern.edu)  
**Assistant Director/Asst. Football Contact:** Scott Hammer • (847) 491-3688 (direct office) • (847) 791-4651 (cell) • Email Address: [hammer@northwestern.edu](mailto:hammer@northwestern.edu)

# NATIONAL RANKINGS

## USA Today Coaches Poll (Oct. 30)

1. LSU (41) .....	8-0.....	1457
2. Alabama (18) .....	8-0.....	1434
3. Stanford .....	8-0.....	1323
4. Oklahoma State .....	8-0.....	1314
5. Boise State .....	7-0.....	1237
6. Oregon .....	7-1.....	1175
7. Oklahoma .....	7-1.....	1117
8. Arkansas .....	7-1.....	1046
9. <b>Nebraska</b> .....	<b>7-1.....</b>	<b>973</b>
10. South Carolina .....	7-1.....	919
11. Virginia Tech .....	8-1.....	871
12. Clemson .....	8-1.....	779
13. <b>Michigan</b> .....	<b>7-1.....</b>	<b>734</b>
14. Houston .....	8-0.....	679
15. <b>Penn State</b> .....	<b>8-1.....</b>	<b>646</b>
16. <b>Michigan State</b> .....	<b>6-2.....</b>	<b>528</b>
17. Wisconsin .....	6-2.....	463
18. Arizona State .....	6-2.....	445
19. Kansas State .....	7-1.....	440
20. Georgia .....	6-2.....	410
21. West Virginia .....	6-2.....	270
22. Cincinnati .....	6-1.....	232
24. Southern Miss .....	7-1.....	160
25. Texas .....	5-2.....	122

**Others Receiving Votes:** TCU 55, Auburn 41, Washington 38, Texas A&M 30, Ohio State 21, Florida State 11, Notre Dame 9, North Carolina 2, Missouri 1

## Associated Press Poll (Oct. 30)

1. LSU (47) .....	8-0.....	1439
2. Alabama (10) .....	8-0.....	1401
3. Oklahoma State .....	8-0.....	1305
4. Stanford .....	8-0.....	1278
5. Boise State (1) .....	7-0.....	1241
6. Oregon .....	7-1.....	1148
7. Oklahoma .....	7-1.....	1096
8. Arkansas .....	7-1.....	1035
9. <b>Nebraska</b> .....	<b>7-1.....</b>	<b>976</b>
10. South Carolina .....	7-1.....	861
11. Clemson .....	8-1.....	851
12. Virginia Tech .....	8-1.....	755
13. <b>Michigan</b> .....	<b>7-1.....</b>	<b>718</b>
14. Houston .....	8-0.....	611
15. <b>Michigan State</b> .....	<b>6-2.....</b>	<b>586</b>
16. <b>Penn State</b> .....	<b>8-1.....</b>	<b>553</b>
17. Kansas State .....	7-1.....	536
18. Georgia .....	6-2.....	446
19. Wisconsin .....	6-2.....	420
20. Arizona State .....	6-2.....	384
21. USC .....	6-2.....	323
22. Georgia Tech .....	7-2.....	230
23. Cincinnati .....	6-1.....	128
24. West Virginia .....	6-2.....	111
25. Auburn .....	6-3.....	107

**Others Receiving Votes:** Texas 99, Southern Miss 67, Washington 52, Ohio State 37, TCU 26, Texas A&M 25, Florida State 4, Notre Dame 1

## NU opponents in bold face

**BCS Standings (Oct. 30)**— 1. LSU (.9734), 2. Alabama (.9591), 3. Oklahoma State (.9310), 4. Stanford (.8615), 5. Boise State (.8522), 6. Oklahoma (.7760), 7. Arkansas (.7033), 8. Oregon (.6916), 9. South Carolina (.6177), **10. Nebraska (.6156)**, 11. Clemson (.5961), 12. Virginia Tech (.5683), 13. Houston (.4698), 14. Kansas State (.4600), **15. Michigan (.4512)**, **16. Penn State (.4022)**, **17. Michigan State (.3076)**, 18. Georgia (.2899), 19. Arizona State (.2362), 20. Wisconsin (.2159), 21. Texas (.2117), 22. Auburn (.1490), 23. Georgia Tech (.1276), 24. West Virginia (.1139), 25. Southern Miss (.0944)

## Northwestern-Nebraska Series Information

**Series Record:** Nebraska leads, 3-1

**Last Meeting:** Dec. 30, 2000

Nebraska 66, Northwestern 17 (Alamo Bowl)



• This is the fifth all-time meeting between the Wildcats and Huskers, who from now on will do battle annually as members of the Big Ten's Legends Division. The game is expected to be Nebraska's NCAA-record 317th consecutive sellout at Memorial Stadium dating to Nov. 3, 1962. Northwestern has not played in Lincoln since 1974 and registered its only win over the Huskers on Oct. 3, 1931—a 19-7 outcome in Evanston.

• Nebraska is coming off a convincing 24-3 victory over top-10-ranked Michigan State on Saturday. Tailback Rex Burkhead put on an offensive display with three touchdowns and 157 all-purpose yards on 35 carries, two shy of Nebraska's single-game school record. The Huskers finished with 190 rushing yards on 58 attempts, while Taylor Martinez completed 7-of-13 passes for 80 yards, including a third-quarter scoring strike to Burkhead to seal the win.

• Head coach Bo Pelini has his Huskers ranked No. 1 in the Big Ten in rushing yards per game (252.1) and No. 2 in the league in scoring offense at 35.9 points per contest.

## LAST TIME THEY MET

**Saturday, Dec. 30, 2000**

**Alamodome • San Antonio, Texas**

**Nebraska 66, Northwestern 17**

When the 2000 college football season began, the idea of Northwestern and

Nebraska meeting in a bowl game was nearly laughable. After all, the Wildcats were coming off a 3-8 season in 1999, while the Cornhuskers began the season ranked No. 1 in the country.

Yet on Dec. 30, 2000, the two teams with 'N' on the helmet stood toe-to-toe on the AstroTurf housed by the Alamodome in San Antonio.

Northwestern gave the Huskers fits in the early part of the game, and even held a 10-7 lead early in the second quarter. However, it was all Nebraska from that point on, as the Huskers outscored the 'Cats 31-7 before halftime and then tacked on 28 unanswered points in the second stanza for the win.

Nebraska drew first blood with a 15-yard touchdown run by Dan Alexander just 2:11 into the contest before Northwestern got on the board with a 44-yard Tim Long field goal three minutes later. In the second quarter, the Wildcats briefly took the lead when **Zak Kustok** found **Teddy Johnson** in the corner of the end zone for a 10-yard TD reception.

The lead lasted all of 20 seconds. Nebraska stormed back, as QB Eric Crouch scampered 50 yards for a touchdown, starting a 24-point explosion. Down 31-10, Northwestern briefly revived itself when All-American running back **Damien Anderson** broke off a 69-yard touchdown run with just 1:10 left before halftime. The Huskers took the momentum right back, however, as Crouch hit Bobby Newcombe with a 58-yard TD pass to give Nebraska a 38-17 halftime lead.

Anderson finished the game with 149 yards on 18 carries to lead NU.

## NORTHWESTERN-NEBRASKA CONNECTIONS

• Northwestern head coach **Pat Fitzgerald** coached alongside Nebraska wide receivers coach Rich Fisher at Idaho during the 2000 season. Fitzgerald oversaw the linebackers and special teams while Fisher headed up the receiving corps.

• NU has one representative on its roster from the state of Nebraska in senior reserve cornerback **Tim Weak** (Omaha, Neb./Millard North).

## TALE OF THE TAPE (2011 STATISTICS)

Northwestern	Nebraska
31.6 .....	Scoring Per Game.....35.9
31.5 .....	Scoring Defense Per Game.....22.5
23.8 .....	First Downs Per Game.....21.3
187.8.....	Rushing Yards Per Game.....252.1
4.2 .....	Average Per Rush.....5.2
18.....	Rushing Touchdowns.....25
244.0.....	Passing Yards Per Game.....160.2
16.....	Passing Touchdowns.....8
431.8.....	Total Offense Per Game.....412.4
21.0 .....	Kick Return Average.....27.9
12.8 .....	Punt Return Average.....9.8
4.....	Fumbles Lost.....4
4.....	Interceptions Thrown.....7
+5.....	Turnover Margin.....E
4.6 .....	Penalties Per Game.....6.7
38.1 .....	Penalty Yards Per Game.....49.6
30:17 .....	Time of Possession Per Game.....28:32
50%.....	Third-Down Conversions.....44%
38%.....	Fourth-Down Conversions.....67%
5-8.....	Field Goal Attempts.....14-17
34.4 .....	Net Punting Average.....38.2
32-41 (78%).....	Red-Zone Scores.....34-37 (92%)

## Head Coach Pat Fitzgerald

No matter what the setting, 2008 College Football Hall of Fame inductee **Pat Fitzgerald** invariably feels comfortable using his passion, unwavering set of core values and outward enthusiasm to inspire and improve those around him.

That passion was also a primary factor in Fitzgerald's Hall-of-Fame playing career at Northwestern, when he was a two-time Bronko Nagurski and Chuck Bednarik Award winner and team leader of NU's back-to-back Big Ten title-winning teams in the mid-'90's. The 'Cats posted a two-year Big Ten record of 15-1 and made appearances in the 1995 Rose Bowl and 1996 Citrus Bowl with Fitzgerald serving as the centerpiece of a defense that ranked among the nation's best.

Although Fitzgerald's passion and commitment to excellence may be difficult to quantify, his positive impact in Northwestern's on-field performance since he took the reins as head coach in 2006 is not.

The past three-plus years (2008-present), Fitzgerald has guided the Wildcats to 27 wins. NU earned bowl eligibility in 2010 for a program-best fourth straight season, bringing the total to five bowl-eligible seasons in the last six years. For his 2008 efforts when he guided the 'Cats to nine victories, Fitzgerald was named the Big Ten Coach of the Year by the Touchdown Club of Columbus, a semifinalist for the George Munger Coach of the Year Award and a finalist for the Liberty Mutual Coach of the Year Award.

On Sept. 6, 2010, the Big Ten Network announced that Fitzgerald is the No. 41 Big Ten Icon in its countdown of the top 50 student-athletes.

An assistant football coach for the Wildcats from 2001 through the summer of 2006, Fitzgerald was named Northwestern's 29th head coach on July 7, 2006, succeeding Randy Walker, who died suddenly on June 29, 2006.

Fitzgerald and his wife, Stacy, have three boys: Jack (6), Ryan (5) and Brendan (2). *(For Fitzgerald's complete bio, refer to pages 88-91 in the NU yearbook.)*

### Fitzgerald's Coaching Record by Month

Year	August	September	October	November	Dec./Jan.
2006	1-0	1-3	0-4	2-1	0-0
2007	0-0	2-3	3-1	1-2	0-0
2008	1-0	4-0	1-2	3-1	0-1
2009	0-0	2-2	3-2	3-0	0-1
2010	0-0	4-0	2-2	1-3	0-1
2011	0-0	2-1	1-4	0-0	0-0
<b>Totals</b>	<b>2-0</b>	<b>15-9</b>	<b>10-15</b>	<b>10-7</b>	<b>0-3</b>

## Northwestern Inks Pat Fitzgerald to 10-Year Contract

On May 10, 2011, Northwestern announced a new 10-year contract with head coach Pat Fitzgerald, a deal that keeps him on the Ryan Field sidelines through the 2020 season. "I'm humbled and appreciative of the commitment shown by Northwestern," said Fitzgerald. "With this support from our administration, our coaches and players expect to compete for championships."

## 2011 Team Captains

Northwestern Head Coach Pat Fitzgerald announced on Aug. 26 the four seniors who were voted by their teammates to serve as 2011 team captains. They are: **Jordan Mabin** (CB, Northfield Center, Ohio/Nordonia), **Al Netter** (OT, Rohnert Park, Calif./Cardinal Newman), **Dan Persa** (QB, Bethlehem, Pa./Liberty) and **Brian Peters** (S, Pickerington, Ohio/Pickerington). Netter and Persa each are in their second years as Wildcat captains.

## Five 'Cats Nominated For Capital One Academic All-America Honors

Five Northwestern football student-athletes have been nominated for 2011 *Capital One Academic All-America* honors. To be nominated, a student-athlete must carry a 3.30 or higher cumulative GPA, be a starter or key reserve, and be in their second full academic year. NU's nominees are: offensive lineman **Doug Bartels**, quarterback **Dan Persa**, running back **Jacob Schmidt**, offensive lineman **Patrick Ward** and defensive end **Kevin Watt**. Bartels, Ward and Watt all earned the distinction last season, with Bartels also receiving the honor in 2009.



## KEY 2011 PRESEASON HONORS

### Vince Browne • DE

- Bednarik Award watch list (outstanding defensive player)
- Nagurski Award watch list
- Rotary Lombardi Award candidate (top lineman)
- Ted Hendricks Award watch list (top defensive end)

### Ben Burkett • RG

- Rotary Lombardi Award candidate (top lineman)
- Rimington Trophy watch list (top center)

### Drake Dunsmore • SB (TE)

- Mackey Award watch list (outstanding tight end)
- Pony Express Award (nation's top two- or top three-player tandems)

### Jeremy Ebert • WR

- Biletnikoff Award watch list (outstanding wide receiver)
- Pony Express Award (nation's top two- or top three-player tandems)

### Al Netter • OT

- Outland Trophy candidate (outstanding offensive lineman)
- AFCA Good Works Team nominee

### Dan Persa • QB

- Maxwell Award watch list (outstanding player)
- Walter Camp Award candidate (nation's top player)
- Davey O'Brien Award watch list (outstanding quarterback)
- Manning Award candidate (outstanding quarterback)
- Pony Express Award (nation's top two- or top three-player tandems)
- Named one of 12 Big Ten Preseason Players to Watch
- Lowe's Senior Class Award nominee
- William V. Campbell Trophy nominee

### Brian Peters • S

- Thorpe Award candidate (outstanding defensive back)

## NORTHWESTERN PLAYERS OF THE GAME (SELECTED BY NU COACHING STAFF)

Game	Offensive	Off. Big Playmaker	Off. Practice
Boston College	Kain Colter	D. Fields/Dunsmore	Paul Jorgensen
Eastern Illinois	Brian Mulroe	Kain Colter	Cermak Bland
Army	Jeremy Ebert	Jeremy Ebert	Torin Dupper
Illinois	Jeremy Ebert	Jacob Schmidt	Tyris Jones
Michigan	Kain Colter	Christian Jones	Nick VanHoose
Iowa	Kain Colter	Jeremy Ebert	Trevor Siemian
Penn State	Al Netter	Kain Colter	Paul Jorgensen
Indiana	Drake Dunsmore	Jacob Schmidt	Brendan Barber
Nebraska			
Rice			
Minnesota			
Michigan State			

Game	Defensive	Def. Big Playmaker	Def. Practice
Boston College	Brian Peters	Jordan Mabin	Drew Smith
Eastern Illinois	Bryce McNaul	Jeravin Matthews	Tim Vernon
Army	Jeravin Matthews	Ibraheim Campbell	T. Weak/C.J. Bryant
Illinois	Tyler Scott	David Nwabuisi	Jared Carpenter
Michigan	None	Ibraheim Campbell	Tim Vernon
Iowa	Tyler Scott	Demetrius Dugar	Chance Carter
Penn State	Kevin Watt	Niko Mafuli	Chance Carter
Indiana	Jordan Mabin	Jack DiNardo	Drew Smith
Nebraska			
Rice			
Minnesota			
Michigan State			

Game	Special Teams	ST Practice Player of the Week
Boston College	Pat Hickey	Cameron Dickerson
Eastern Illinois	Venric Mark	Cameron Dickerson
Army	Jeravin Matthews	Nick VanHoose
Illinois	Brian Peters	Mike Eshun
Michigan	Venric Mark	Ricky Weina
Iowa	Kevin Watt	Torin Dupper
Penn State	Jeravin Matthews	Drew Smith
Indiana	Charles Brown	Tim Weak
Nebraska		
Rice		
Minnesota		
Michigan State		



## Netter Named to Allstate AFCA Good Works Team®

Northwestern senior offensive lineman **Al Netter** has been named a member of the 2011 Allstate American Football Coaches Association (AFCA) Good Works Team® in recognition of his dedication to community service and off-the-field accomplishments. This marks the sixth consecutive year a Wildcat has been among the 11 Football Bowl Subdivision players chosen, the longest streak for any school in the program's 20-year history. A Northwestern captain and member of NU's Leadership Council for the last two years, Netter has started 42 consecutive games at left tackle for the Wildcats and is a two-time honorable mention All-Big Ten performer.

## GOOD WORKS TEAM®



## Persa A Finalist for Lowe's Senior CLASS Award

Northwestern quarterback **Dan Persa** (Bethlehem, Pa./Liberty) has been selected as one of 10 finalists in the Football Bowl Subdivision (FBS) for the Lowe's Senior CLASS Award, presented annually to the individual who best excels in all aspects of the student-athlete experience. Persa is the second Wildcat to be nominated since the inception of the football-only version of the award in 2008, following the nomination of then-senior wide receiver Eric Peterman. An acronym for *Celebrating Loyalty and Achievement for Staying in School*, the Lowe's Senior CLASS Award honors the attributes of senior student-athletes in four areas: community, classroom, character and competition. Fans are encouraged to vote on either the Lowe's Senior CLASS Award website or the Lowe's Senior CLASS Award Facebook fan page through December 5. Fan votes will be combined with media and Division I FBS head coaches' votes to determine the winner. Lowe's, an official corporate partner of the NCAA, will announce the Senior CLASS Award® winner during the 2011 football bowl season.

## Record Number of Returners Enrolled in Graduate School

A total of 10 fifth-year seniors on Northwestern's 2011 roster have decided to pursue a master's degree during their final year at NU, the most ever for a Wildcats team. The 10 players enrolled in graduate school are: **Colin Armstrong** (master of arts in liberal studies), **Doug Bartels** (MALS), **Jack DiNardo** (MALS), **Ben Johnson** (master of arts in sports administration), **Jordan Mabin** (MSA), **Bryce McNaul** (MALS), **Brian Peters** (MSA), **Jacob Schmidt** (master of science in higher education), **Kevin Watt** (MALS) and **Rickey Weina** (master of science in integrated marketing communications).

## National Football League Bloodlines

NU has three players who have fathers who played in the NFL: **David Arnold** (father, David, played for Pittsburgh), **Hunter Bates** (father, Bill, played for Dallas) and **Drake Dunsmore** (father, Pat, played for Chicago). Another player, redshirt freshman **Mike Trumphy**, is the nephew of former Cincinnati Bengal All-Pro tight end, Bob Trumphy.

## "The Pat Fitzgerald Show" and "Wildcat Insider"

Northwestern has elevated its presence on the Chicagoland airwaves in recent years with the creation of "The Pat Fitzgerald Show" in 2010 and "Wildcat Insider" in 2009. Hosted by WGN sports director Dave Eanet and featuring Pat Fitzgerald, the "Fitz Show" is a weekly half-hour program produced by Northwestern Athletics in conjunction with Northwestern Sports Properties. Each episode offers breakdowns of that week's opponents by Eanet and Fitzgerald along with in-depth, behind-the-scenes features pieces. The show traditionally airs at 11 p.m. Tuesdays on CSN Chicago and 10:30 a.m. Wednesdays on the Big Ten Network.



Northwestern's weekly radio show on WGN, "Wildcat Insider," is in its third season and airs on Friday evenings (usually between 10 and 11:30 p.m. CT). That half-hour radio show is hosted by Eanet and NU Athletics Director Jim Phillips.

## Cardiac 'Cats

Despite a few narrow losses in 2011, Northwestern remains a very successful team in close battles. After five close wins in 2010 and another in the season opener at Boston College, NU is now 29-11 in its last 40 games decided by seven points or less. That includes a 19-10 mark since Pat Fitzgerald became the head coach in 2006. In 2009, Northwestern went 6-2 in games decided by seven points or less and a year ago claimed three of its four road victories by margins of one touchdown or less.

## 2011 Offensive Notes

- Under offensive coordinator Mick McCall, Northwestern has found a way to efficiently move the chains on third down. The 'Cats have converted 29 of 47 third-down chances in the last two games to bring its season success rate to just a shade under 50 percent (55-of-111), good for 16th-best in the nation. NU has finished in the top 20 nationally in that category each of the last two years.
- Jeremy Ebert**, NU's active leading receiver, enters Saturday's game at Nebraska needing just 81 receiving yards to become the fifth receiver in Northwestern history to reach 2,000 for his career. The senior stands third in school history with 17 touchdowns, sixth in career yardage and is four catches away from cracking the top 10 in career catches (143).
- Ebert's 13 catches against Iowa marked the highest single-game total for a Wildcat since Zeke Markshausen caught 16 at Michigan State in 2009 and tied Ebert for fifth-most in a single game in school history.
- When **Dan Persa** hit **Jeremy Ebert** for a 6-yard scoring TD at Iowa, it marked the 12th time that those two have connected for a passing touchdown.
- More often than not, Northwestern has been able to strike quickly on its scoring drives. Since Big Ten play began against Illinois on Oct. 1, 24 of NU's 26 scoring drives have taken four minutes or less off the clock; that includes all nine against Indiana, five of which required less than two minutes. The Wildcats have put together 19 touchdown drives

## CAREER STATISTICS UPDATES (OFFENSE, SPECIAL TEAMS)

### CAREER PASS EFFICIENCY

1. <b>Dan Persa (2009-present)</b> .....	157.0
2. Tim O'Brien (1998-99) .....	128.0
3. Len Williams (1990-93) .....	125.0
4. Mike Kafka (2006-09) .....	123.9
5. Steve Schnur (1993-96).....	121.3

### CAREER PASSING TOUCHDOWNS

1. Brett Basanez (2002-05).....	44
Len Williams (1990-93) .....	44
3. C.J. Bachér (2005-08).....	43
4. Zake Kustok (1999-2001).....	42
5. Steve Schnur (1993-96).....	32
6. <b>Dan Persa (2009-present)</b> .....	26
Mitch Anderson (1972-74) .....	26
8. Sandy Schwab (1982-85).....	23
Mike Kerrigan (1979-81) .....	23
Maurie Daigneau (1969-71).....	23
11. Mike Greenfield (1984-87).....	21
Tom Myers (1962-64).....	21

### CAREER TOTAL OFFENSE

1. Brett Basanez (2002-05).....	11,576
2. Len Williams (1990-93) .....	8,029
3. C.J. Bachér (2005-08).....	7,571
4. Zak Kustok (1999-2001) .....	7,116
5. Mike Greenfield (1984-87).....	6,707
6. Steve Schnur (1993-96).....	5,542
7. Sandy Schwab (1982-85).....	5,401
8. Mike Kafka (2006-09) .....	5,152
9. <b>Dan Persa (2009-present)</b> .....	4,774
10. Damien Anderson (1998-2001).....	4,485
11. Maurie Daigneau (1969-71).....	3,930

### CAREER RECEIVING TOUCHDOWNS

1. D'Wayne Bates (1995-98).....	26
2. Richard Buchanan (1987-90).....	22
3. <b>Jeremy Ebert (2008-present)</b> .....	17
4. <b>Drake Dunsmore (2007-present)</b> .....	14
Sam Simmons (1998-01) .....	14

### CAREER RECEIVING YARDS

1. D'Wayne Bates (1995-98).....	3,370
2. Richard Buchanan (1987-90).....	2,474
3. Ross Lane (2005-08).....	2,068
4. Eric Peterman (2005-08) .....	2,011
5. Shaun Herbert (2003-06) .....	1,926
6. <b>Jeremy Ebert (2008-present)</b> .....	1,909
7. Lee Gissendaner (1990-93) .....	1,878
8. Kunle Patrick (2000-03).....	1,873
9. Mark Philmore (2002-05) .....	1,768
10. Scott Yelvington (1973-76).....	1,762

### CAREER KICKOFF RETURN AVERAGE

1. Jeff Backes (2002-04) .....	26.5
2. Curtis Duncan (1983-86) .....	26.2
3. Willie Stinson (1961-63).....	25.6
4. Steve Tasker (1982-84).....	24.3
5. <b>Venric Mark (2010-present)</b> .....	23.9
6. Stephen Simmons (2007-10) .....	23.8

(minimum average of 1.0 returns per game)

## CAREER STATISTICS UPDATES (DEFENSE)

### CAREER PASS SACKS

1. Casey Dailey (1994-97) .....	28
2. Steve Shine (1990-93) .....	21
3. Corey Wootton (2005-09) .....	19.5
4. <b>Vince Browne (2008-present)</b> .....	18
5. Dwayne Missouri (1997-2000) .....	17
6. Matt Rice (1993-96) .....	12
7. Loren Howard (2002-04) .....	11
Jason Cunningham (1989-92) .....	11
9. Quentin Davie (2007-10) .....	10
John Gill (2005-08) .....	10
Keith Lozowski (1994-97) .....	10

### CAREER TACKLES-FOR-LOSS

1. Casey Dailey (1994-97) .....	53
2. Dwayne Missouri (1997-2000) .....	45
3. Matt Rice (1993-96) .....	42
4. Corey Wootton (2005-09) .....	38
5. Keith Cruise (1981-84) .....	37
6. Steve Shine (1990-93) .....	34
Kevin Bentley (1998-2001) .....	34
Loren Howard (2002-04) .....	34
9. <b>Vince Browne (2008-present)</b> .....	33
10. Mike Guendling (1980-83) .....	29
Napoleon Harris (1998-2001) .....	29

### CAREER INTERCEPTIONS

1. Brett Whitley (1984-87) .....	15
2. Tom Worthington (1946-49) .....	14
3. Malcolm Hunter (1974-77) .....	11
4. <b>Brian Peters (2008-present)</b> .....	10
Harold Blackmon (1997-2000) .....	10
Eric Hutchinson (1969-71) .....	10
7. Sherrick McManis (2006-09) .....	9
Willie Lindsey (1989-92) .....	9
9. Bobby Anderson (1979-82) .....	8
Dick McCauley (1962-64) .....	8
11. <b>Jordan Mabin (2008-present)</b> .....	7
Brendan Smith (2005-09) .....	7
Marquice Cole (2002-06) .....	7
Bryan Heinz (2003-05) .....	7
Marvin Ward (2001-04) .....	7
Raheem Covington (1999-2002) .....	7

### CAREER PASS BREAKUPS

1. Harold Blackmon (1997-2000) .....	48
2. Marvin Ward (2001-04) .....	40
3. Sherrick McManis (2006-09) .....	30
4. Raheem Covington (1998-2002) .....	24
5. Rodney Ray (1991-95) .....	23
6. Brett Whitley (1984-87) .....	22
7. Pete Shaw (1972-76) .....	21
<b>Jordan Mabin (2008-present)</b> .....	21
9. Napoleon Harris (1998-2001) .....	18

covering at least 65 yards this season.

- **Dan Persa** set a season high against Iowa when he completed passes to 12 different receivers. A total of 14 players have combined to catch 173 passes this season.

The breakdown of receptions by position is as follows:

Wide receivers: 112    Running backs: 31    Superbacks: 30

- After setting an NCAA record for single-season completion percentage (73.5) in 2010, Persa continues to be a standard-bearer among FBS quarterbacks. Although Persa does not yet qualify for the NCAA rankings (must play in a minimum of 75 percent of team's games), his completion percentage of 75.5 would rank second nationally among FBS quarterbacks behind only Kellen Moore of Boise State (76.3).
- With 1,373 yards on 127 career catches, **Drake Dunsmore** has cemented himself as the most prolific receiving tight end in NU history. Dunsmore broke Jon Harvey's 29-year-old school standard for receiving yards by a tight end against Indiana as he compiled 112 yards through the air and a school-record four touchdown catches. Dunsmore is one of only three players in FBS with at least four TD receptions in a game this season.
- Do-it-all sophomore **Kain Colter** now stands third among Wildcat receivers with 21 catches and 279 yards receiving in 2011. Since the start of Big Ten play, Colter is averaging a combined 118.2 yards per game in rushing, passing and receiving yardage and has accounted for six touchdowns (two rushing, three passing and one receiving).
- Senior running back **Jacob Schmidt** enjoyed a career day against the Hoosiers, finishing with 110 yards to mark his first career 100-yard rushing game as a 'Cat. It also marked the first 100-yard rushing performance by non-quarterback for NU since **Mike Trumpy** against Illinois on Nov. 20, 2010. Schmidt posted two touchdowns, a career-long 32-yard run and a personal-best 144 all-purpose yards.
- Northwestern currently has seven players with at least 10 receptions on the year. Nine Wildcats reached double digits in catches during the 2010 season.
- NU has scored 90 points in the second quarter this year, 11.25 per game and its most prolific period by nearly 30 cumulative points.
- The Wildcats enter this weekend tied for fifth nationally in fewest turnovers surrendered with eight (four fumbles, four interceptions).
- NU's five starters on the offensive line have 145 career starts among them, led by **Ben Burkett** and **Al Netter** with 47 straight starts.
- Northwestern has posted a pair of 300-yard rushing games this season—320 vs. Eastern Illinois and 317 at Indiana. Prior to that, NU had not rushed for 300 yards in a game since 2005 vs. Illinois.
- Northwestern has played three true freshmen on the offensive side of the ball thus far in 2011: wide receiver **Christian Jones**, superback **Jack Konopka** and running back **Treyvon Green**.

### 2011 Defensive Notes

- With his first-quarter interception at Indiana Saturday, senior safety **Brian Peters** brought his career total to 10 picks, tied for the fourth-most all-time at Northwestern and ninth-most among active FBS players. Peters' last six interceptions have come in Big Ten play and he also has two interceptions in bowl games.
- Northwestern's season-low for yards allowed in a half came over the final two quarters against Penn State, when PSU gained just 88 total yards and scored one touchdown.
- Sophomore defensive end **Tyler Scott**, who twice has been honored as NU's Defensive Player of the Game this season, has missed the last two games due to injury and has been replaced in the starting rotation by senior **Kevin Watt**.
- It has been a fluid situation at linebacker for NU in recent weeks as the Wildcats cope with the loss of senior outside backer **Bryce McNaul** to injury. Against Indiana, NU moved leading team tackler and former inside starter **David Nwabuisi** to the outside and inserted **Damien Proby** to the middle position. Proby responded with a team-high and career-best 14 tackles, including 10 solos.
- One mainstay at linebacker during the Big Ten season has been redshirt freshman **Collin Ellis**. The Louisiana native sat out the first three games of 2011 with an injured hand but has started all five Big Ten games for the 'Cats, compiling 18 tackles with 2.0 TFL's.
- Against Michigan, the Wildcats intercepted three passes in a game for the first time since they pulled it off against Illinois State on Sept. 11, 2010. Not since the Purdue game in 2008 had NU picked off three passes in a half.
- Senior DE **Vince Browne** stands in sole possession of fourth place in NU history with 18 career sacks (see chart at left). That sum is 11th among active FBS players while Browne's 33 career TFL's position him 13th among active players.
- LB **David Nwabuisi** (inside) leads Northwestern in tackles this season with 60 (7.5 pg). Nwabuisi, LB **Bryce McNaul** and S **Brian Peters** each have led the defense in tackles twice this year, while McNaul has the highest single-game tally for a Wildcat this season with his career-best 15 at Army on Sept. 17.

### 2011 Special Teams Notes

- Sophomore **Venric Mark** is averaging 21.9 yards per kickoff return this season, good for eighth in the Big Ten. He has long returns of 63, 49, 46 and 35 yards this year.
- Senior **Jack DiNardo** recorded a blocked field goal against Michigan, becoming the first Wildcat to do so since he turned the trick against Central Michigan on Sept. 25, 2010. DiNardo blocked two kicks that day against the Chippewas.
- Sophomore punter **Brandon Williams** has come on strong in recent weeks, setting a

## 2011 NU STATISTICS BIG TEN AND NCAA RANKINGS

Team Stats	Figure (pg)	Big Ten	NCAA
Rushing Offense	187.8	5th	33rd
Passing Offense	244.0	2nd	49th
Total Offense	431.8	3rd	37th
Scoring Offense	31.6	5th	41st
Passing Efficiency	156.46 rating	2nd	15th
Rushing Defense	193.6	10th	95th
Pass Defense	238.0	11th	78th
Pass Effic. Defense	144.22 rating	10th	101st
Total Defense	431.6	11th	98th
Scoring Defense	31.5	10th	90th
Net Punting	34.4	8th	99th
Punt Returns	12.8	2nd	17th
Kickoff Returns	21.0	8th	73rd
Turnover Margin	0.63	3rd	T-24th
Sacks	1.63	7th	T-83rd
Tackles for Loss	4.38	11th	108th
Sacks Allowed	3.00	12th	106th

Individual Stats	Figure	Big Ten/NCAA
Colter (scoring)	5.25	T-17th/—
Colter (rushing)	57.4	12th/—
Colter (total off.)	123.8	10th/—
Colter (all-purpose)	92.3	13th/—
Ebert (scoring)	5.25	T-17th/—
Ebert (rec. pg)	5.62	4th/T-46th
Ebert (rec. yds. pg)	77.1	7th/58th
Ebert (all-purpose)	74.0	24th/—
Schmidt (rushing)	34.5	25th/—
Budzien (scoring)	6.12	T-12th/—
Budzien (field goals)	0.62	11th/T-94th
Dunsmore (rec. pg)	3.62	12th/—
Dunsmore (rec. yds. pg)	41.0	15th/—
B. Williams (punting)	38.1	7th/84th
Mark (KO returns)	21.9	8th/83rd
Mark (all-purpose)	84.1	15th/—
Peters (intercept.)	0.38	T-2nd/T-27th
Peters (tackles)	7.0	T-13th/—
Campbell (intercept.)	0.25	T-7th/T-96th
Campbell (tackles)	6.5	T-19th/—
Nwabuisi (tackles)	7.5	10th/—
McNaul (tackles)	6.71	17th/—

For complete Big Ten and NCAA statistics, visit [www.bigten.org](http://www.bigten.org) and [www.ncaa.org/stats/](http://www.ncaa.org/stats/)

**NOTE:** Players must have played in 75 percent of their team's games to be eligible for national statistics.

## 2011 BIG TEN CONFERENCE STANDINGS

### Legends Division

School	Conference Games	All Games
Nebraska	3-1 .750	7-1 .875
Michigan	3-1 .750	7-1 .875
Michigan State	3-1 .750	6-2 .750
Iowa	2-2 .500	5-3 .625
Minnesota	1-3 .250	2-6 .250
Northwestern	1-4 .200	3-5 .375

### Leaders Division

School	Conference Games	All Games
Penn State	5-0 1.000	8-1 .889
Wisconsin	2-2 .500	6-2 .750
Ohio State	2-2 .500	5-3 .625
Purdue	2-2 .500	4-4 .500
Illinois	2-3 .400	6-3 .667
Indiana	0-5 .000	1-8 .111

single-game personal best against Michigan with his 46.7-yard average on three attempts. Williams also booted a career-long 65-yard punt at Army, a feat he matched against Illinois.

- In his first year as Northwestern's place-kicker, sophomore **Jeff Budzien** is 5-of-8 on field goal attempts this season—hitting a career-long 47-yarder against Iowa—and is 34-of-34 on extra point tries. Junior **Steve Flaherty** is responsible for kickoffs.

- Head coach **Pat Fitzgerald**, who coordinates special teams for NU, introduced a new tradition in 2011. Each week, Northwestern's Special Teams Player of the Week from the previous game will lead the Wildcats out of the tunnel and onto the field in the 'Cats' next game.

### Northwestern's 21st-Century Offense

Since 2000 when the Wildcats went to their spread attack on offense—and the last time NU played Nebraska—Northwestern has maintained a potent offensive attack. In their last 139 games, the Wildcats are averaging 416.8 yards of total offense, 26.7 points per game, 172.9 rushing yards per game and 243.7 passing yards per game.

### Northwestern's 2011 Start Chart

Burkett—47	Watt—15	Lawrence—5
Netter—47	Johnson—13	Trumpy—5
Mabin—45	Schmidt—13	Q. Williams—5
V. Browne—31	Arnold—10	Dugar—3
Ebert—30	Carpenter—9	C. Jones—3
Peters—29	Mafuli—8	Proby—3
D. Fields—27	Nwabuisi—8	Watkins—3
Bartels—25	Vitabile—8	Ariguzo—2
Dunsmore—24	Deiters—7	Bates—2
Mulroe—22	Matthews—7	C. Brown—2
Ward—21	Campbell—7	Arnfelt—1
DiNardo—18	Colter—6	Hampton—1
McNaul—16	Scott—6	A. Smith—1
Persa—15	Ellis—5	Weina—1

## MEDIA INFORMATION

### WEEKLY MONDAY PRESS CONFERENCES

Coach Fitzgerald will hold weekly media briefings at noon each Monday during the regular season in the Nicolet Football Center. Fitzgerald will make comments and answer questions until approximately 12:25 p.m. Selected players will be on hand to meet with the press at approximately 12:30 p.m., class schedules permitting. A transcript of the news conference will be posted on NU's web site later that afternoon. The entire news conference is available on NUsports.com (All-Access video site for a fee).

### BIG TEN WEEKLY TELECONFERENCE

Coach Fitzgerald takes part in the Big Ten Conference's Coaches Teleconference each Tuesday throughout the regular season. All 12 head coaches are available to answer questions for 10 minutes. Fitzgerald's segment is slated for 11 a.m. Media members wishing to participate should call or email the Big Ten office (847-696-1010) for the call-in phone number. You may also email our office for the number. Playback of the teleconference is available for 24 hours following the completion of the original format.

### COACH/PLAYER AVAILABILITY

Coaches and players are available after morning practices on Tuesdays and Wednesdays each week. Depending on class schedules, players may also be available in the afternoon on those two days. No player interviews will be granted on Sunday, Thursday or Friday. Depending on his schedule, Coach Fitzgerald may also be available during the late-afternoon hours on Tuesday and Wednesday. Please call in advance to set up an interview.

### WILDCATS ONLINE

The official web site of Northwestern Athletics is NUsports.com. Updated daily, the site includes releases and game notes (in PDF version), as well as other football-related items: up-to-date roster, schedule, game times, etc. You may also Northwestern football on Twitter at these accounts: @NU\_Sports, @NUFBFamily or @coachfitz51. Visit @NU\_SportsLive.

### NGN LUNCHEONS

Coach Fitzgerald, selected players and Wildcat fans meet at Ditka's Restaurant downtown or in Evanston the Friday before selected home football games. Festivities begin with a reception at 11:30 a.m. and the luncheon at noon. Media members are welcome to conduct interviews with Coach Fitzgerald at 11:30 a.m. or soon after his arrival.

### THIS WEEK'S MEDIA AVAILABILITY

*Mon., Oct. 31*—Noon News Conference (Nicolet)  
*Tue., Nov. 1*—Practice (8:50 a.m. to 10:50 a.m.)  
 • Big Ten Teleconference (Fitzgerald at 11 a.m. CT)  
*Wed., Nov. 2*—Practice (8:50 a.m. to 10:50 a.m.)  
*Thu., Nov. 3*—No availability  
*Fri., Nov. 4*—Depart for Lincoln



## Northwestern-Indiana Postgame Notes

- Prior to NU's double-digit victory Saturday, the previous seven games in the Northwestern-Indiana series had been decided by a total of 26 points (3.7 points per game).
- The Wildcats' 17 first-quarter points represented a season-high for points in a quarter. NU finished the first half with 38 points, three shy of their school record for points in a half (41), set against Wake Forest in 1991 and Wisconsin in 2005.
- Northwestern finished 7-of-8 in red zone scoring chances after taking a knee in the IU red zone at the end of the fourth quarter.
- Northwestern, which entered the game ranked sixth nationally in fewest turnovers (7), lost just one fumble in the game.
- NU did not allow a sack in the game for the first time this season.
- **Drake Dunsmore** became the third FBS player this season with four or more touchdown receptions. He is the first Wildcat to score four TDs of any kind in a game since Tyrell Sutton against Wisconsin in 2005.
- Dunsmore and **Kain Colter** both eclipsed the 100-yard mark in receiving yardage giving NU its first tandem with 100 or more receiving yards since the 2010 Outback Bowl (Jan. 1, 2010) when Dunsmore had 120 receiving yards and Andrew Brewer totaled 133 yards.

## 'Cat Tails

- Three of Northwestern's nine full-time assistant coaches will be positioned in the press box during each game. Those three are: offensive coordinator **Mick McCall**, superbacks coach **Bob Heffner** and linebackers coach **Randy Bates**.
- **Kain Colter** is the lone Wildcat to record rushing, passing and receiving statistics this season and, with his 12-yard TD catch vs. Penn State, now has touchdowns in all three categories.
- The Wildcats have scored in double figures in 55 consecutive games.
- Northwestern has won 27 games since the start of the 2008 season.
- Quarterback **Dan Persa** had equal success at home and on the road in 2010, finishing with a completion percentage of 73.5 in both

## NORTHWESTERN LAUNCHES "PERSASTRONG" AWARENESS CAMPAIGN FOR QUARTERBACK DAN PERSA

On Aug. 1, Northwestern launched "PersaStrong," an awareness campaign to promote senior quarterback Dan Persa as a 2011 Heisman Trophy candidate.


"PersaStrong" highlights Persa as the complete student-athlete: strong on the field, in the weight room, in the classroom and in the community. In addition to his impressive football performance in 2010, Persa also is an active leader in visiting local schoolchildren in the community. He is a Big Ten Distinguished Scholar, a candidate for Capital One Academic All-America honors and the Lowe's Senior CLASS Award, a nominee for the NFF's William V. Campbell Trophy and a member of nearly every major quarterback and offensive player award watch list.

The campaign gained traction among fans through social media and received placement in national media outlets including *Wall Street Journal*, *New York Post*, ESPN's "Around the Horn" and *Yahoo!* Sports' Dr. Saturday column, among others.

Persa is the returning first-team All-Big Ten quarterback coming off a breakout 2010 season in which he broke the Big Ten's all-time record for completion percentage with a 73.5 mark. Despite suffering a season-ending ruptured Achilles' tendon after throwing a game-winning touchdown against then-No. 13 Iowa on Nov. 13, 2010, Persa passed for 15 touchdowns, threw just four interceptions and ran for another nine scores.

The "PersaStrong" campaign is comprised of three prongs:

- **Media Awareness**—Key members of the local and national football media will receive a "PersaStrong" mailing featuring 7-pound purple dumbbells in honor of No. 7 Dan Persa's reputation as the strongest pound-for-pound athlete on Northwestern's team and strongest quarterback in the country.



- **Outdoor Campaign**—Billboards touting Persa's candidacy have been placed in the highest-trafficked area around Chicago as well as in a strategic location in Bristol, Conn., home to the ESPN family of networks.
- **Electronic and Social Media**—Northwestern has created a **PersaStrong.com** website featuring videos, photos and information about Persa that will be updated throughout the season. In addition, Northwestern has created the PersaStrong hashtag on Twitter to promote Persa facts, conversation and buzz among football fans and media.

settings for the year. He was the model of efficiency on the road, with nine TD tosses and just one interception in 136 road passing attempts.

- Northwestern owns one of the best NCAA overtime records, having gone 8-3 in OT contests. The 'Cats are 7-0 all-time in overtime games versus Big Ten teams and 4-0 all-time in extra sessions at Ryan Field. NU had stood at 8-1 in overtime before suffering back-to-

back OT losses in the Valero Alamo and Outback Bowls during the 2009 and 2010 seasons.

- Since 1995, the Wildcats tout a 101-93 composite regular-season record. Including the postseason (bowl games), Northwestern is 101-101 in that same span.

## 2011 Wildcat Scoreboard

The Record: 3-5 (1-4 Big Ten; 1-2 Home; 2-3 Away; 0-0 Neutral) • All listed times are Central

Date	Opponent (TV)	Site, Location	Time	Result/Game Notes
9/3	Boston College (ESPN2)	Alumni Stadium, Chestnut Hill, Mass.	11 a.m.	W, 24-17 / Colter 268 total offense yards, NU 227 rushing yards
9/10	Eastern Illinois (BTN)	Ryan Field, Evanston, Ill.	2:30 p.m.	W, 42-21 / NU 320 rushing yards—most since 2005—and five rushing TD's
9/17	Army (CBS Sports Network)	Michie Stadium, West Point, N.Y.	2:30 p.m.	L, 21-14 / Ebert 108 receiving yards and two TD's, Siemian 62-yard TD pass
10/2	Illinois (ESPN2)	Memorial Stadium, Champaign, Ill.	11 a.m.	L, 38-35 / Persa career-best four passing TD's—three to Ebert—in return
10/8	Michigan (BTN)	Ryan Field, Evanston, Ill.	6 p.m.	L, 42-24 / 'Cats intercept D. Robinson three times; NU held 10-point halftime lead
10/15	Iowa (BTN)	Kinnick Stadium, Iowa City, Iowa	6 p.m.	L, 41-31 / Ebert 107 yards on career-best 13 catches; NU 342 passing yards
10/22	Penn State (BTN)	Ryan Field, Evanston, Ill.	6 p.m.	L, 34-24 / NU's 406 yards are most allowed by PSU this year; Colter two TD's
10/29	Indiana (BTN)	Memorial Stadium, Bloomington, Ind.	11 a.m.	W, 59-38 / NU 616 total offense yards; Dunsmore school-record four TD catches
11/5	Nebraska (BTN)	Memorial Stadium, Lincoln, Neb.	2:30 p.m.	
11/12	Rice (BTN)	Ryan Field, Evanston, Ill.	11 a.m.	
11/19	Minnesota (TBA)	Ryan Field, Evanston, Ill.	TBA	
11/26	Michigan State (TBA)	Ryan Field, Evanston, Ill.	TBA	

# 2011 ALPHABETICAL ROSTER

## NUMERICAL ROSTER

1	Bo Cisek	DL
2	Kain Colter	QB
3	Jeravin Matthews	CB
4	Adonis Smith	RB
5	Venric Mark	WR
6	Charles Brown	WR
7	Hunter Bates	S
8	Dan Persa	QB
8	Demetrius Fields	WR
9	Drake Dunsmore	SB
10	Zack Oliver	QB
10	Brian Peters	S
11	Jeremy Ebert	WR
12	Tony Jones	WR
13	C.J. Bryant	CB
13	Trevor Siemian	QB
14	Christian Jones	WR
15	P.J. Carollo	QB
15	Daniel Jones	DB
16	Davion Fleming	DB
17	Rashad Lawrence	WR
18	Matt Carpenter	DB
18	Evan Watkins	QB
19	Jimmy Hall	DB
20	Austin Kassner	DB
20	Tim Weak	CB
21	Mike Bolden	CB
21	Jordan Perkins	RB
22	Demetrius Dugar	CB
22	Treyvon Green	RB
23	Nick VanHoose	DB
24	Ibraheim Campbell	DB
24	Jarrell Williams	DB
26	Jordan Mabin	CB
27	Cermak Bland	WR
27	Jared Carpenter	S
28	Tim Hanrahan	RB
29	Mike Trumpy	RB
31	Chris Gradone	P
31	Stone Pinckney	LB
32	David Arnold	S
33	David Nwabuisi	LB
34	Steve Flaherty	PK
34	Tyris Jones	RB
35	Ben Johnson	LB
36	Mike Eshun	DB
37	Jeff Budzien	PK
38	Arthur Omilian	PK
39	Joe Cannon	DB
39	Jacob Schmidt	RB
40	Brett Nagel	SB
41	Doug Diedrick	LB
42	Kevin Watt	DL

No.	Name	Pos.	Ht.	Wt.	Cl./Elig.	Hometown/High School
44	Chi Chi Ariguzo	LB	6-3	220	So./R-Fr.	Gahanna, Ohio/St. Francis DeSales
73	Colin Armstrong ***	OL	6-5	290	Gr./Sr.	Wheaton, Ill./Lisle Benet Academy
91	Brian Arnfelt **	DL	6-5	300	Sr./Jr.	Lake Elmo, Minn./Stillwater
32	David Arnold ***	S	6-1	215	Sr.{5} /Sr.	Copley, Ohio/Copley
68	Hayden Baker	OL	6-2	280	So./R-Fr.	Trout Valley, Ill./Cary-Grove
86	Brendan Barber **	WR	6-2	200	Sr./Jr.	Erie, Pa./Cathedral Prep
64	Doug Bartels ***	OL	6-4	295	Gr./Sr.	Caledonia, Ill./Rockford Boylan Catholic
7	Hunter Bates **	S	5-10	180	Sr./Jr.	Ponte Vedra Beach, Fla./Nease
96	Anthony Battle *	DL	6-2	240	Jr./So.	Dolton, Ill./Mount Carmel
27	Cermak Bland	WR	5-11	170	Fr./Fr.	West Linn, Ore./Jesuit
21	Mike Bolden ***	CB	6-1	200	Sr.{5} /Sr.	Evanston, Ill./Evanston Township
6	Charles Brown ***	WR	5-11	185	Sr.{5} /Sr.	Chicago, Ill./Robeson
94	Vince Browne ***	DL	6-5	265	Sr.{5} /Sr.	Lisbon, Ohio/David Anderson
13	C.J. Bryant	CB	5-11	175	So./R-Fr.	Gahanna, Ohio/Gahanna Lincoln
37	Jeff Budzien *	PK	5-11	165	Jr./So.	Hartland, Wis./Arrowhead
65	Ben Burkett ***	OL	6-4	290	Sr.{5} /Sr.	Toledo, Ohio/St. John's Jesuit
24	Ibraheim Campbell	DB	5-11	205	So./R-Fr.	Philadelphia, Pa./Chestnut Hill Academy
39	Joe Cannon	DB	6-0	175	So./R-Fr.	Oconomowoc, Wis./Marquette Univ. H.S.
15	P.J. Carollo	QB	6-1	180	Fr./Fr.	Lake Bluff, Ill./Lake Forest
27	Jared Carpenter **	S	6-0	205	Sr./Jr.	Bowling Green, Ky./Bowling Green
18	Matt Carpenter	DB	6-2	200	Fr./Fr.	Dayton, Ohio/Oakwood
99	Chance Carter	DL	6-3	270	So./R-Fr.	Evanston, Ill./Loyola Academy
58	Max Chapman	DL	6-3	230	Fr./Fr.	Ponte Vedra, Fla./Nease
1	Bo Cisek **	DL	6-2	290	Sr./Jr.	Chicago, Ill./Notre Dame
2	Kain Colter *	QB	6-0	190	So./So.	Denver, Colo./Cherry Creek
95	Davon Custis *	DL	6-3	255	Jr./So.	Gahanna, Ohio/St. Francis De Sales
79	Neal Deiters **	OL	6-8	315	Sr./Jr.	Elmhurst, Ill./York
81	Cameron Dickerson	WR	6-3	200	Fr./Fr.	New Milford, N.J./Bergen Catholic
41	Doug Diedrick	LB	5-10	215	Fr./Fr.	Woodridge, Ill./Montini Catholic
90	Jack DiNardo ***	DL	6-4	295	Gr./Sr.	Hinsdale, Ill./Hinsdale Central
22	Demetrius Dugar **	CB	5-11	175	Sr./Jr.	Houston, Texas/Aldine
9	Drake Dunsmore ***	SB	6-3	235	Sr.{5} /Sr.	Lenexa, Kan./Saint Thomas Aquinas
88	Torin Dupper	WR	6-1	190	So./R-Fr.	Decatur, Ala./Decatur
11	Jeremy Ebert ***	WR	6-0	195	Sr./Sr.	Hilliard, Ohio/Hilliard Darby
45	Collin Ellis	LB	6-2	225	So./R-Fr.	St. Gabriel, La./The Dunham School
36	Mike Eshun	DB	5-8	170	So./R-Fr.	Madison, Wis./Edgewood
8	Demetrius Fields **	WR	6-0	210	Sr./Jr.	Dallas, Texas/South Oak Cliff
34	Steve Flaherty **	PK	6-1	180	Sr./Jr.	Chicago, Ill./St. Rita
16	Davion Fleming *	DB	5-10	200	Jr./So.	Upland, Calif./Upland
57	Matt Frazier	OL	6-4	290	Fr./Fr.	Bourbonnais, Ill./Bishop McNamara
98	Deonte Gibson	DL	6-3	240	Fr./Fr.	Lakewood, Ohio/St. Edward
48	Roderick Goodlow *	LB	6-2	220	Jr./Jr.	Dallas, Texas/W.H. Adamson
31	Chris Gradone	P	6-2	190	Fr./Fr.	Cincinnati, Ohio/St. Xavier
22	Treyvon Green	RB	5-10	215	Fr./Fr.	Mesquite, Texas/Rowlett
60	Jake Gregus *	DL	6-3	230	Jr./So.	Riverside, Ill./St. Laurence
19	Jimmy Hall	DB	6-2	205	So./R-Fr.	Toledo, Ohio/Sylvania Southview
92	Will Hampton *	DL	6-3	285	So./So.	Houston, Texas/Cy-Creek
28	Tim Hanrahan	RB	6-0	195	So./R-Fr.	Frankfort, Ill./Providence Catholic
59	Pat Hickey *	LS	6-0	205	Jr./So.	Chicago, Ill./Loyola Academy
80	Mike Jensen *	WR	6-0	180	Jr./So.	Rancho Santa Fe, Calif./The Bishop's School
35	Ben Johnson ***	LB	6-3	225	Gr./Sr.	Trevor, Wis./Shoreland Lutheran
14	Christian Jones	WR	6-3	225	Fr./Fr.	Houston, Texas/Westfield
15	Daniel Jones	DB	5-11	170	So./R-Fr.	Monticello, Fla./Florida
12	Tony Jones *	WR	6-0	185	So./So.	Flint, Mich./Grand Blanc
34	Tyris Jones *	RB	6-0	220	Sr./Jr.	Fort Wayne, Ind./Concordia Lutheran
78	Paul Jorgensen	OL	6-6	295	So./R-Fr.	DeWitt, Mich./DeWitt
20	Austin Kassner	DB	6-2	170	Fr./Fr.	Ashwaubenon, Wis./Ashwaubenon
83	Jack Konopka	SB	6-5	285	Fr./Fr.	Inverness, Ill./Palatine Fremd
17	Rashad Lawrence *	WR	6-2	195	So./So.	Orlando, Fla./Olympia
26	Jordan Mabin ***	CB	5-11	185	Gr./Sr.	Northfield Center, Ohio/Nordonia
93	Niko Mafuli ***	DL	6-3	305	Sr.{5} /Sr.	Florissant, Mo./Saint Louis University High
5	Venric Mark *	WR	5-8	175	So./So.	Tomball, Texas/St. Pius X
3	Jeravin Matthews ***	CB	5-11	180	Sr./Sr.	Canonsburg, Pa./Canon-McMillan



# 2011 ALPHABETICAL ROSTER

No.	Name	Pos.	Ht.	Wt.	Cl./Elig.	Hometown/High School
67	Sean McEvilly	DL	6-5	275	So./R-Fr.	Yorba Linda, Calif./Orange Lutheran
51	Bryce McNaul ***	LB	6-3	240	Gr./Sr.	Eden Prairie, Minn./Eden Prairie
71	Shane Mertz	OL	6-8	295	Fr./Fr.	Hazlet, N.J./Raritan
53	Geoff Mogus	OL	6-5	280	Fr./Fr.	Lorain, Ohio/St. Edward
84	Drew Moulton *	WR	5-11	180	Jr./So.	Freeland, Mich./Midland
72	Brian Mulroe **	OL	6-4	295	Sr./Jr.	Glenview, Ill./Loyola Academy
40	Brett Nagel **	SB	6-4	230	Sr./Jr.	Lemont, Ill./Lemont
75	Al Netter ***	OL	6-6	310	Sr.{5}/Sr.	Rohnert Park, Calif./Cardinal Newman
33	David Nwabuisi **	LB	6-1	240	Sr./Jr.	Houston, Texas/Episcopal
10	Zack Oliver	QB	6-4	235	Fr./Fr.	Baton Rouge, La./Catholic
38	Arthur Omilian	PK	5-11	160	Fr./Fr.	Atlanta, Ga./Pace Academy
62	Taylor Paxton	OL	6-4	295	Jr./So.	Centennial, Colo./Cherry Creek
21	Jordan Perkins	RB	6-0	180	Fr./Fr.	Lodi, Calif./Lodi
7	Dan Persa ***	QB	6-1	210	Sr.{5}/Sr.	Bethlehem, Pa./Liberty
10	Brian Peters ***	S	6-4	220	Gr./Sr.	Pickerington, Ohio/Pickerington Central
61	Alex Pietrzak	OL	6-4	290	Fr./Fr.	Burr Ridge, Ill./Brother Rice
31	Stone Pinckney *	LB	6-0	215	Sr./Jr.	Columbia, S.C./Hammond School
82	John Plasencia *	SB	6-5	255	Jr./So.	Tampa, Fla./Jesuit
74	Chuck Porcelli **	OL	6-7	315	Sr./Jr.	Oak Brook, Ill./Montini Catholic
46	Damien Proby *	LB	6-0	235	Jr./So.	North Las Vegas, Nev./Cheyenne
43	Tim Riley *	LB	6-3	220	Jr./So.	Oswego, Ill./Oswego
79	C.J. Robbins	DL	6-5	275	Fr./Fr.	Peru, Ill./LaSalle-Peru
39	Jacob Schmidt ***	RB	5-10	205	Gr./Sr.	Rhineland, Wis./Rhineland
97	Tyler Scott *	DL	6-4	265	Jr./So.	Warren, Ohio/Howland
13	Trevor Siemian	QB	6-3	210	So./R-Fr.	Windermere, Fla./Olympia
4	Adonis Smith *	RB	5-11	200	Jr./So.	Oakland, Calif./Junipero Serra
87	Brian Smith *	SB	6-7	285	Jr./So.	Medina, Ohio/Walsh Jesuit
54	Drew Smith	LB	6-1	205	Fr./Fr.	Cincinnati, Ohio/Colerain
56	Will Studlien *	LB	6-2	225	Jr./So.	Sunbury, Ohio/Big Walnut
85	Mark Szott	SB	6-4	240	Fr./Fr.	Naperville, Ill./Waubonsie Valley
29	Mike Trumpy *	RB	6-1	210	Jr./So.	Wheaton, Ill./Wheaton North
23	Nick VanHoose	DB	6-0	185	Fr./Fr.	Urbana, Ohio/Graham
50	Timmy Vernon *	LB	6-3	225	Jr./So.	Fort Washington, Pa./Germantown Academy
66	Brandon Vitabile	OL	6-3	300	So./R-Fr.	Edison, N.J./Bishop Ahr
70	Patrick Ward **	OL	6-7	310	Jr./Jr.	Homer Glen, Ill./Providence Catholic
18	Evan Watkins *	QB	6-6	245	Jr./So.	Carol Stream, Ill./Glenbard North
42	Kevin Watt ***	DL	6-4	265	Gr./Sr.	Glen Ellyn, Ill./Glenbard West
20	Tim Weak **	CB	6-1	180	Sr./Jr.	Omaha, Neb./Millard North
47	Ricky Weina ***	CB	5-11	185	Gr./Sr.	Union Grove, Wis./Union Grove Union
49	Brandon Williams *	P	6-2	185	Jr./So.	Nappanee, Ind./NorthWood
25	Jarrell Williams	DB	5-11	190	Fr./Fr.	Robbins, Ill./Oak Lawn Richards
88	Quentin Williams **	DL	6-4	255	Sr./Jr.	Pittsburgh, Pa./Pittsburgh Central Catholic
89	Pierre Youngblood-Ary	WR	6-3	185	Fr./Fr.	Orlando, Fla./Lake Brantley

\* Denotes letters won

{5} Indicates fifth-year senior

## PRONUNCIATION GUIDE

Chi Chi Ariguzo.....(AIR-uh-gooz-oh)  
 Jeff Budzien.....(BUD-zeen)  
 Ben Burkett.....(burk-it)  
 Ibraheim Campbell.....(E-bruh-heem)  
 Davon Custis.....(DAY-vonn)  
 Neal Deiters.....(DIE-turs)  
 Demetrius Dugar.....(doo-GAR)  
 Davion Fleming.....(DAVEY-on)  
 Deonte Gibson.....(Dee-ON-tay)  
 Treyvon Green.....(TRAY-vonn)  
 Jake Gregus.....(GREGG-us)  
 Jack Konopka.....(ka-NOP-ka)

Niko Mafuli.....(NEE-koh ma-FOOL-ee)  
 Sean McEvilly.....(mick-EV-uh-lee)  
 David Nwabuisi.....(wah-BOO-see)  
 Alex Pietrzak.....(pee-AY-ter-zak)  
 John Plasencia.....(plah-SENS-ee-uh)  
 Chuck Porcelli.....(por-SELL-ee)  
 Trevor Siemian.....(SIM-ee-un)  
 Will Studlien.....(STUDE-line)  
 Mark Szott.....(ZOTT)  
 Brandon Vitabile.....(vuh-TOB-uh-lay)  
 Jarell Williams.....(ja-RELL)  
 Ricky Weina.....(WINE-uh)

## NUMERICAL ROSTER

43	Tim Riley	LB
44	Chi Chi Ariguzo	LB
45	Collin Ellis	LB
46	Damien Proby	LB
47	Ricky Weina	CB
48	Roderick Goodlow	LB
49	Brandon Williams	P
50	Timmy Vernon	LB
51	Bryce McNaul	LB
53	Geoff Mogus	OL
54	Drew Smith	LB
56	Will Studlien	LB
57	Matt Frazier	OL
58	Max Chapman	DL
59	Pat Hickey	LS
60	Jake Gregus	DL
61	Alex Pietrzak	OL
62	Taylor Paxton	OL
64	Doug Bartels	OL
65	Ben Burkett	OL
66	Brandon Vitabile	OL
67	Sean McEvilly	DL
68	Hayden Baker	OL
70	Patrick Ward	OL
71	Shane Mertz	OL
72	Brian Mulroe	OL
73	Colin Armstrong	OL
74	Chuck Porcelli	OL
75	Al Netter	OL
78	Paul Jorgensen	OL
79	Neal Deiters	OL
80	Mike Jensen	WR
81	Cameron Dickerson	WR
82	John Plasencia	SB
83	Jack Konopka	SB
84	Drew Moulton	WR
85	Mark Szott	SB
86	Brendan Barber	WR
87	Brian Smith	SB
88	Torin Dupper	WR
88	Quentin Williams	DL
89	Pierre Youngblood-Ary	WR
90	Jack DiNardo	DL
91	Brian Arnfelt	DL
92	Will Hampton	DL
93	Niko Mafuli	DL
94	Vince Browne	DL
95	Davon Custis	DL
96	Anthony Battle	DL
97	Tyler Scott	DL
98	Deonte Gibson	DL
99	Chance Carter	DL

# NORTHWESTERN DEPTH CHART (OCT. 31, 2011)

## SPECIALISTS

### Place-kicker

37—Jeff Budzien (5-11, 165, So.)  
34—Steve Flaherty (6-1, 180, Jr.)

### Punter

49—Brandon Williams (6-2, 185, So.)  
37—Jeff Budzien (5-11, 165, R-Fr.)

### Kickoff

34—Steve Flaherty (6-1, 180, Jr.)  
37—Jeff Budzien (5-11, 165, So.)

### Long Snapper

59—Pat Hickey (6-0, 205, So.)

### Holder

49—Brandon Williams (6-2, 185, So.)

### Kickoff Return

5—Venric Mark (5-8, 175, So.)  
39—Jacob Schmidt (5-10, 205, Sr.)

### Punt Return

5—Venric Mark (5-8, 175, So.)  
6—Charles Brown (5-11, 185, Sr.)

## OFFENSE

# O

### Tailback

39—Jacob Schmidt  
(5-10, 205, Sr.)  
22—Treyvon Green  
(5-10, 215, Fr.)

# O

### Y—Wide Receiver

11—Jeremy Ebert  
(6-0, 195, Sr.)  
5—Venric Mark  
(5-8, 175, So.)

# O

### H—Wide Receiver

6—Charles Brown  
(5-11, 185, Sr.)  
80—Mike Jensen  
(6-0, 180, So.)

# O

### Z—Wide Receiver

14—Christian Jones  
(6-3, 225, Fr.)  
17—Rashad Lawrence  
(6-2, 195, So.)

# O

### Quarterback

7—Dan Persa  
(6-1, 210, Sr.)  
2—Kain Colter  
(6-0, 190, So.)

# O

### X—Wide Receiver

8—Demetrius Fields  
(6-0, 205, Jr.)  
84—Drew Moulton  
(5-11, 180, So.)

# O

### Right Tackle

70—Patrick Ward  
(6-7, 310, Jr.)  
74—Chuck Porcelli  
(6-7, 315, Jr.)

# O

### Right Guard

65—Ben Burkett  
(6-4, 290, Sr.)  
79—Neal Deiters  
(6-8, 315, Jr.)

# O

### Center

66—Brandon Vitabile  
(6-3, 300, R-Fr.)  
73—Colin Armstrong  
(6-5, 290, Sr.)

# O

### Left Guard

72—Brian Mulroe  
(6-4, 295, Jr.)  
64—Doug Bartels  
(6-4, 295, Sr.)

# O

### Left Tackle

75—Al Netter  
(6-6, 310, Sr.)  
78—Paul Jorgensen  
(6-6, 295, Jr.)

# O

### Superback (TE/HB)

9—Drake Dunsmore  
(6-3, 235, Sr.)  
83—Jack Konopka  
(6-5, 285, Fr.)

*NOTE: 12 offensive positions are listed; NU generally starts 3 WR's and 1 SB*

# X

### Left Defensive End

97—Tyler Scott  
(6-4, 265, So.)  
42—Kevin Watt  
(6-4, 265, Sr.)

# X

### Defensive Tackle

93—Niko Mafuli  
(6-3, 305, Sr.)  
99—Chance Carter  
(6-3, 270, R-Fr.)

# X

### Defensive Tackle

90—Jack DiNardo  
(6-4, 295, Sr.)  
92—Will Hampton  
(6-3, 285, So.)

# X

### Right Defensive End

88—Quentin Williams  
(6-4, 260, Jr.)  
94—Vince Browne  
(6-5, 265, Sr.)

# X

### Left Cornerback

26—Jordan Mabin  
(5-11, 180, Sr.)  
47—Ricky Weina  
(5-11, 185, Sr.)

# X

### Outside Linebacker (Sam)

45—Collin Ellis  
(6-2, 220, R-Fr.)  
35—Ben Johnson  
(6-3, 225, Sr.)

# X

### Middle Linebacker (Mike)

46—Damien Proby  
(6-0, 235, So.)  
33—David Nwabuisi  
(6-1, 240, Jr.)

# X

### Outside Linebacker (Will)

51—Bryce McNaul  
(6-3, 240, Sr.)  
44—Chi Chi Ariguzo  
(6-3, 220, R-Fr.)

# X

### Right Cornerback

22—Demetrius Dugar  
(5-11, 175, Jr.)  
3—Jeravin Matthews  
(5-11, 180, Sr.)

# X

### Safety

10—Brian Peters  
(6-4, 215, Sr.)  
7—Hunter Bates  
(5-10, 180, Jr.)

# X

### Safety

24—Ibraheim Campbell  
(5-11, 205, R-Fr.)  
32—David Arnold  
(6-1, 215, Sr.) **OR**  
27—Jared Carpenter  
(6-0, 205, Jr.)

## DEFENSE

## 2011 PLAYER BIOGRAPHICAL SKETCHES

### **#44 • Chi Chi Ariguzo • LB • Gahanna, Ohio**

Saw first collegiate action at Boston College ... Backup outside linebacker ... Notched three tackles and a QB hurry vs. Eastern Illinois ... Started at Army (part of NU's 3-4 defensive front) and finished with a career-high nine tackles (four solos) ... Credited with two tackles at Illinois ... Totaled two tackles vs. Michigan ... Registered two tackles vs. Iowa ... Made first collegiate start vs. Penn State ... Had two tackles and a pass breakup vs. Indiana.

### **#73 • Colin Armstrong • OL • Wheaton, Ill.**

Reserve center ... Backs up starter Brandon Vitabile ... One of 10 NU seniors who is enrolled in graduate school.

### **#91 • Brian Arnfelt • DT • Lake Elmo, Minn.**

Missed the early part of the 2011 campaign with a foot injury (suffered in the offseason) ... When healthy, will challenge for a starting position at one defensive tackle spot ... Played in all 13 games in 2010 (with one start) ... Saw season's first action against Michigan ... One tackle vs. Penn State and Indiana.

### **#32 • David Arnold • S • Copley, Ohio**

Backup/potential starter at one safety position ... Came off the bench at Boston College ... Registered four solo tackles, including a 2-yard TFL, at BC ... Normally a part of NU's nickel package ... Did not play at Army (injury) or Illinois and Michigan (coaches' decision) ... One solo hit at Iowa ... Totaled three tackles vs. Penn State after making first start of the season ... Played in 31 career games, registering 93 career tackles ... Missed the Indiana game with an injury.

### **#86 • Brendan Barber • WR • Erie, Pa.**

Reserve wide receiver ... One of NU's several talented walk-ons.

### **#64 • Doug Bartels • OL • Caledonia, Ill.**

Backup left guard ... Academic All-America candidate ... One of 10 NU seniors who is enrolled in graduate school.

### **#7 • Hunter Bates • S • Ponte Vedra Beach, Fla.**

Reserve safety ... Returned to action against Boston College after sitting out the spring with the broken leg he suffered in the Jan. 1 TicketCity Bowl ... Totaled two tackles and a QB hurry vs. Eastern Illinois ... Had four tackles at Illinois ... One tackle vs. Michigan and Indiana.

### **#21 • Mike Bolden • CB • Evanston, Ill.**

Reserve cornerback ... Sat out the Boston College game with a leg injury ... Saw season's first action vs. Eastern Illinois and registered one solo tackle ... Two solo hits at Army ... Missed the Illinois game with an injury ... Returned to action vs. Michigan ... One solo tackle vs. Iowa before leaving the game with a head injury ... Equaled a career high with four tackles vs. Penn State ... Credited with one tackle vs. Indiana.

### **#6 • Charles Brown • WR • Chicago, Ill.**

Played in 44 career games ... Caught two passes for 26 yards in season-opening win at Boston College ... Two receptions for 21 yards at Iowa ... Caught a 27-yard pass vs. Penn State ... Has 31 career receptions for 351 yards ... Still seeking first career TD grab ... Notched a hard-hitting special teams tackle on NU's kickoff unit vs. Indiana ... Earned NU's special teams player of the week honor vs. the Hoosiers.

### **#94 • Vince Browne • DE • Lisbon, Ohio**

Starting defensive end ... Consensus preseason All-Big Ten selection ... Named to preseason watch lists for the Ted Hendricks, the Bronko Nagurski, the Rotary Lombardi and the Chuck Bednarik awards ... Notched two solo tackles at Boston College, including the win-clinching tackle of BC QB Chase Rettig on the game's final play (BC was on the NU 24-yard line, down a touchdown, with 0:04 remaining) ... Credited with his 18th career sack (and 33rd career TFL) against Illinois ... Totaled three tackles vs. the Illini ... Earned his season's first sack vs. Eastern Illinois ... Also had three other solo hits vs. the Panthers ... Notched six tackles (five solos) at Army ... Three tackles vs. Michigan ... Had three tackles vs. Penn State ... Totaled four tackles vs. Indiana ... Tied for 13th place on the NCAA's active career list with his 33.0 TFL's ... That figure also ranks ninth on NU's career list ... His 18 career sacks rank fourth all-time at NU and 11th among active NCAA Division I players.

### **#37 • Jeff Budzien • PK • Hartland, Wis.**

First-year starting place-kicker ... Had a successful debut, booting a 43-yard field for NU's first season points at Boston College ... Missed his first collegiate FG try (45 yards) vs. Eastern Illinois, but successfully converted all six PAT boots ... Drilled a 20-yard field goal vs. Michigan, as well as all three PAT kicks ... Converted a career-long 47-yard field goal at Iowa and all four PAT kicks for a career-best seven-point game ... Hit a 25-yard field goal vs. Penn State ... Drilled a 37-yard field goal and all eight PAT kicks vs. Indiana to remain perfect (34-of-34 PAT's) for the season ... Averaging 6.1 ppg, which leads the team.

### **#65 • Ben Burkett • OG • Toledo, Ohio**

After starting 39 consecutive games at center and earning a spot on the Rimington preseason watch list, was moved to right guard during preseason camp ... Started his 47th career game at that position vs. Indiana ... He and Al Netter share the team lead for most starts (47) and consecutive starts (47).

### **#24 • Ibraheim Campbell • S • Philadelphia, Pa.**

Made first collegiate start at safety in season-opener vs. Boston College ... Registered two tackles (one solo), including a 1-yard TFL, vs. the Eagles ... Had four tackles (two solos) vs. Eastern Illinois ... Named team's defensive big playmaker for his efforts at Army (career-high 13 tackles, including five solo hits) ... Notched 10 tackles, a pass breakup and a 0.5 TFL at Illinois ... Named team's defensive big playmaker against Michigan: two interceptions (43 return yards) and nine tackles ... Also recognized by College Football Performance for his efforts against Michigan ... Five tackles vs. Iowa ... One tackle vs. Penn State (first game he did not start in 2011) ... Closed the Indiana game with eight solo tackles and a pass breakup ... Team's third-leading tackler with 52 hits.

### **#27 • Jared Carpenter • S • Bowling Green, Ky.**

Suffered a broken wrist during preseason camp and missed the season's first three games ... Registered two solo tackles, which included one TFL, against Michigan ... Totaled two solo tackles at Iowa ... One solo hit vs. Penn State ... Returned to action at Illinois ... Missed the Indiana game with an injury ... Played in 27 career games, which includes eight starts.



## 2011 PLAYER BIOGRAPHICAL SKETCHES

### #99 • Chance Carter • DT • Evanston, Ill.

Made collegiate debut at Boston College, playing a backup defensive tackle role.

### #2 • Kain Colter • QB • Denver, Colo.

True sophomore ... Started first collegiate game at quarterback against Boston College ... Turned in a solid performance vs. the Eagles, totaling 268 yards of total offense (197 passing, 71 rushing) ... Completed 17-of-24 passes and also scored a rushing TD ... Led NU on TD-scoring drives of 80 yards (10 plays), 80 yards (10 plays) and 77 yards (11 plays) vs. BC ... Named team's offensive player of the week vs. Boston College ... Followed up BC start with another solid showing vs. Eastern Illinois: 15 rushes for a career-high 109 yards, three rushing TD's and 10-of-13 passing for 104 yards ... His 109 rushing yards are the fourth-most by an NU quarterback in a single game ... Earned NU's offensive big playmaker honor for his performance against Eastern Illinois ... Tossed his first career TD pass and totaled 146 yards of total offense at Army ... Connected with Jeremy Ebert on a 14-yard TD strike ... Played some snaps at QB vs. Illinois, completing 2-of-2 passes for 37 yards, totaling 12 receiving yards and running for 29 yards (six carries) ... Played primarily at a slotback and receiver position vs. Michigan, totaling 28 rushing yards (two carries) and 37 receiving yards (three catches) ... Scored his team-high fifth rushing TD on a 15-yard scamper vs. the Wolverines ... Named NU's offensive player of the week vs. Michigan ... Led team in rushing with 76 yards and added a career-best 71 receiving yards (career-high six catches) at Iowa ... Also completed 3-of-5 passes for 48 yards vs. Iowa ... Named NU's offensive player of the game for his performance against the Hawkeyes ... One of his six catches was a spectacular 32-yard diving grab ... Tabbed NU's offensive big playmaker against Penn State: 43 receiving yards and 51 rushing yards for 94 all-purpose yards ... Also completed 2-of-2 passes for 18 yards ... One of his nine rushes went for 46 yards, the longest individual rushing play vs. Penn State this season ... Caught his first career TD pass against the Nittany Lions—a 12-yard play—from Dan Persa ... Had a tremendous all-around game at Indiana: a career-high 115 receiving yards (six receptions), 38 rushing yards and completed 2-of-3 passes for 38 yards, with both completions resulting in touchdowns ... NU's leading rusher with 459 yards (57.4 ypg) ... Ranks 12th among Big Ten rushing leaders ... Ranks 10th among Big Ten players in total offense (123.8 ypg).

### #90 • Jack DiNardo • DT • Hinsdale, Ill.

Started last five games (after missing Eastern Illinois and Army games with a leg injury) ... Notched six tackles, including an 8-yard pass sack, at Illinois ... Totaled two tackles (solos)—both TFL's—vs. the Eagles ... One of his TFL's was a 5-yard pass sack ... Notched one tackle and a blocked field goal vs. Michigan (he was the last player to block a field goal, having done so vs. Central Michigan in 2010) ... Had two tackles and a pass breakup at Iowa ... Registered four tackles (one of them a TFL) vs. Penn State ... Totaled four tackles, which included a 2-yard pass sack, at Indiana ... Named team's defensive big playmaker of the week vs. the Hoosiers ... Has 12 career TFL's ... One of 10 NU seniors who is enrolled in graduate school.

### #22 • Demetrius Dugar • CB • Houston, Texas

Starting cornerback and key special teams player ... Recorded one solo tackle vs. Michigan ... Made his second career start, and his first in over two years, at Iowa ... Finished the game with six tackles (one TFL) as well as his first career interception ... Named team's defensive big playmaker vs. Iowa ... Started against Penn State and totaled three tackles ... Sat out the Indiana game with an injury.

### #9 • Drake Dunsmore • SB • Lenexa, Kan.

Starting superback who has played in 45 career games with 24 starts ... Named to John Mackey Award preseason and mid-season watch lists ... Also named to the Pony Express Award watch list (honors nation's top two- or three-player tandems) ... His six TD receptions rank as the second-most by any FBS tight end this season (Stanford's Coby Fleener leads all tight ends with seven TD scores) ... Coming off one of his top career performances at Indiana: seven catches for 112 yards and a school-record four TD receptions ... Also tied IU's Memorial Stadium record with his four TD catches ... Named the Big Ten's Offensive Player of the Week, as well as NU's offensive player of the week, for his Indiana performance ... In that game, became NU's receiving yardage leader for a tight end (he secured the record on his 10-yard TD grab in the second quarter) ... Now has 1,373 career receiving yards ... Caught two passes (for 10 yards) at Boston College, which gave him an even 100 receptions for his career ... Shared team's offensive big playmaker of the game vs. Boston College, largely for his outstanding downfield blocking ... Two receptions for 26 yards vs. Eastern Illinois ... Caught two passes for 14 yards at Army ... Totaled three receptions for 26 yards and his season's first TD at Illinois ... Snared a season-high seven receptions for 73 yards vs. Michigan ... Caught three passes for 29 yards, which included an 18-yard TD grab from Kain Colter ... Three catches for 38 yards vs. Penn State ... Team's second-leading receiver with 29 catches and 328 yards ... Now has 14 career TD receptions, which ranks fourth on NU's career receiving TD list.

### #11 • Jeremy Ebert • WR • Hilliard, Ohio

Started 30 career games, including the last 21 contests ... Played in 47 career games ... Named to 2011 Biletnikoff Award preseason watch list ... Also named to the Pony Express Award watch list (honors nation's top two- or three-player tandems) ... Now has 143 career receptions (four shy of 10th place on NU's all-time list) and 17 career receiving TD's, which ranks third on NU's all-time list ... NU's leading receiver (62 receptions for 953 yards) in 2010 ... Caught a team-most four receptions for 54 yards at Boston College ... His second catch at BC gave him 100 for his career ... His streak of consecutive games with at least one reception came to an end as 21 games when he did record a catch vs. Eastern Illinois (Sept. 10) ... His season's top performances have come in the past five games—40 catches for 486 yards and six TD's ... Had five receptions for 76 yards and a career-best three TD grabs at Illinois, and six catches for 108 yards (his fourth career 100-yard game) and two TD's at Army ... His first TD at Army was a spectacular leaping 14-yard grab in the back of the end zone and the second was a 62-yard score that included roughly 50 yards-after-catch ... Named team's offensive player of the game as well as offensive big playmaker of the game vs. Army, and team's offensive player of the week vs. Illinois ... Equaled a previous career high with 11 receptions (86 yards) vs. Michigan ...

## 2011 PLAYER BIOGRAPHICAL SKETCHES

Recognized by College Football Performance for his efforts vs. the Wolverines ... Established a career best with 13 catches for 107 yards and a TD at Iowa ... Named team's offensive big playmaker vs. the Hawkeyes ... Caught five passes for 109 yards, including a 54-yard pass play (longest against the Penn State defense this year) ... Ranks fourth in Big Ten receptions per game (46th nationally) and seventh in Big Ten receiving yards per game (58th nationally) ... In Big Ten-only games is second among all Big Ten players with 35 receptions ... Needs 91 receiving yards to become just the fifth player in school history to top the 2,000-mark for receiving yardage.

### **#45 • Collin Ellis • LB • St. Gabriel, La.**

Was battling for the starting outside linebacker position before suffering a hand injury during preseason camp ... Made his first collegiate appearance and start at Illinois ... Totaled three solo tackles, including his first career sack, against the Illini ... Credited with four tackles, including a TFL, vs. Michigan ... Notched five tackles vs. Penn State ... Racked up a career-most six tackles at Indiana.

### **#8 • Demetrius Fields • WR • Dallas, Texas**

Played in 34 career games with 27 career starts ... Totaled two receptions for 27 yards in season-opening win at Boston College ... Shared team's offensive big playmaker of the game vs. Boston College, largely for his outstanding downfield blocking ... Led NU with three catches for 41 yards vs. Eastern Illinois ... Two receptions for 9 yards at Army ... One catch for 5 yards at Illinois ... Registered three receptions for 40 yards, which included a season-long 26-yard grab, at Iowa ... Two catches for 26 yards vs. Penn State ... Caught three passes for 23 yards against Indiana.

### **#34 • Steve Flaherty • K • Chicago, Ill.**

Handling team's kickoff duties ... In season-opening game at Boston College, recorded five kickoffs and averaged 66.8 yards per kick, which included two touchbacks ... Notched seven kickoffs for 444 yards (63.4 average) vs. Eastern Illinois ... Averaged 64.4 yards per kickoff against Penn State ... Handled a career-most 10 kickoffs in the Indiana game ... Averaging 62.2 yards per kickoff and has four touchbacks for the season.

### **#16 • Davion Fleming • S • Upland, Calif.**

Reserve safety ... Notched two tackles vs. Eastern Illinois.

### **#22 • Treyvon Green • RB • Mesquite, Texas**

True freshman ... Played in season-opening game at Boston College, registering one carry for 3 yards ... Ran for a season-high 70 yards (5.0 ypc) and his first career TD vs. Eastern Illinois ... Had one carry at Army ... Led all players (both teams) with a game-high 67 rushing yards (17 carries) at Illinois ... Had just one carry vs. Michigan, but the 7-yard scamper was good for six points ... Also had a 4-yard reception against the Wolverines ... Ran for 20 yards (five carries) and caught two passes at Iowa ... Totaled 11 rushing yards and 16 receiving yards vs. Penn State ... Ran for 46 yards and one TD at Indiana.

### **#92 • Will Hampton • DT • Houston, Texas**

True sophomore ... Totaled two solo tackles in road victory over Boston College ... Made first collegiate start vs. Eastern Illinois and totaled two tackles ... One solo tackle at Army and Indiana ... Notched two tackles at Illinois ... Credited with a 1-yard TFL vs. Penn State.

### **#59 • Pat Hickey • LS • Chicago, Ill.**

Team's short- and long-snapper ... Named NU's special teams player of the week for his performance at Boston College.

### **#80 • Mike Jensen • WR • Rancho Santa Fe, Calif.**

Reserve wide receiver ... Walk-on ... Notched a solo tackle on special teams at Iowa ... Two solo tackles vs. Penn State, including a forced fumble on the game's opening kickoff play ... Followed up his strong special teams showing vs. PSU with three solo tackles at Indiana.

### **#35 • Ben Johnson • LB • Trevor, Wis.**

Reserve and starting outside linebacker ... Played in 41 career games with 13 career starts ... Registered four tackles (two solos) and a pass deflection at Boston College ... Recorded two solo tackles, which included a 3-yard TFL, against Eastern Illinois ... Totaled six tackles, a fumble recovery and a pass breakup at Army ... Credited with two tackles and a pass breakup at Illinois ... Four tackles, as well as a QB hurry, vs. Penn State ... Registered two tackles—one of those a 4-yard pass sack—against Indiana.

### **#14 • Christian Jones • WR • Houston, Texas**

True freshman ... Played in season-opener vs. Boston College and totaled two catches for 39 yards, including a team-best 27-yarder ... Had a 19-yard reception at Army ... Tabbed NU's offensive big playmaker vs. Michigan when he totaled three catches for 68 yards, including a career-long 39-yarder ... Earned his first collegiate start at Iowa and totaled two receptions for 16 yards ... Caught three passes for 20 yards vs. Penn State ... Ranks second on team in average receiving yards with 14.7 yards per catch.

### **#12 • Tony Jones • WR • Flint, Mich.**

True sophomore ... Missed first eight games of 2011 campaign with a leg injury that occurred during preseason camp.

### **#34 • Tyris Jones • RB • Fort Wayne, Ind.**

Backup running back who will most likely be used in short-yardage situations ... Scored first collegiate touchdown against Eastern Illinois—caught a 1-yard pass from redshirt freshman Trevor Siemian, who was making his first collegiate appearance ... Also rushed for 21 yards (3.0 ypc) against EIU ... Ran for a career-best 28 yards (seven carries) at Indiana.

### **#83 • Jack Konopka • SB • Inverness, Ill.**

True freshman ... Began preseason camp working out at the superback position and quickly climbed the depth chart to the team's second-string position ... Played in team's first eight games ... Caught first collegiate pass at Iowa, a 6-yarder.

## 2011 PLAYER BIOGRAPHICAL SKETCHES

### #17 • Rashad Lawrence • WR • Orlando, Fla.

True sophomore ... Started at Boston College and finished the game with three catches for 31 yards ... Four catches for 32 yards at Army ... Caught his first collegiate TD pass at Iowa, a 35-yard strike from prep teammate Trevor Siemian ... Two receptions for 11 yards vs. Penn State ... Averaging 13.0 yards per career catch.

### #26 • Jordan Mabin • CB • Northfield Center, Ohio

Team co-captain ... Making 46th career start vs. Nebraska ... Notched two tackles vs. Eastern Illinois, giving him 200 tackles for his career ... Played in 47 career games overall ... Named team's defensive big playmaker at Boston College for his eight tackles (six solos), an interception and a pass deflection ... One of his six solo hits was a touchdown-saving tackle at the 4-yard line on BC's game-opening play, a 69-yard scamper by running back Andre Williams (NU's defense eventually forced BC into a field goal) ... Two tackles at Army ... Earned two solo tackles at Illinois ... Led all players with 12 tackles (career-high eight solo hits) vs. Michigan ... Notched three solo tackles and a pass breakup at Iowa ... One tackle vs. Penn State ... Tabbed NU's defensive player of the week for his effort vs. Indiana: six solo tackles and four assisted tackles ... Now has seven career interceptions and 21 pass breakups, which ranks 11th and seventh, respectively, on NU's career lists.

### #93 • Niko Mafuli • DT • Florissant, Mo.

Starting defensive tackle ... Played in 30 career games ... One tackle and two QB hurries vs. Eastern Illinois ... Three tackles at Army ... Registered two tackles, which included 1.5 TFLs, vs. Michigan ... Named team's defensive big playmaker vs. Penn State as he totaled two tackles, one of them a 12-yard pass sack ... One tackle at Indiana.

### #85 • Venric Mark • WR • Tomball, Texas

True sophomore ... Returned two kickoffs for 46 yards at Boston College ... Also recorded one solo tackle on special teams ... Totaled 120 kickoff return yards (three attempts) against Eastern Illinois—two of his three returns went for 49 and 63 yards ... Earned team's special teams player of the week honor for the EIU game ... Had a 17-yard punt return at Army ... Dynamic kick returner who began the season ranked second on NU's career list for kickoff return average (presently averaging 25.2 yards per career return) ... Notched a season-long 28-yard punt return at Illinois and followed that up with a 20-yard return vs. Michigan ... Named team's special teams player of the week vs. the Wolverines ... Totaled 142 kickoff return yards at Iowa (seven returns) ... 50 kickoff return yards vs. Penn State ... Versus Indiana, returned two kickoffs 53 yards, with one of the returns covering 46 yards ... Also had a single-game-best 47 rushing yards (four carries) vs. the Hoosiers ... Ranks eighth in the Big Ten and 83rd nationally in kickoff return average ... Averaging 12.8 yards per punt return, but does not have enough attempts to qualify for the national ranking (would rank 13th nationally) ... Also a backup wide receiver.

### #3 • Jeravin Matthews • CB • Canonsburg, Pa.

True senior ... Made his first career start at cornerback vs. Boston College ... Totaled four tackles (three solos) against the Eagles ... Notched six tackles (five solos) and a pass breakup vs. Eastern Illinois ... Named team's defensive big playmaker vs. EIU ... Named team's special teams player and defensive player of the game at Army ... Totaled a career-best 10 tackles (seven solos) as well as a pass breakup vs. the Black Knights ... Credited with five tackles at Illinois ... Two tackles vs. Michigan ... Named team's special teams player of the week vs. Penn State: recovered a fumble on the game's opening kickoff ... Also added four tackles ... Started at Indiana and finished the game with two solo tackles ... Began his career as an offensive player (wide receiver and running back) before making the move to defense in the spring of 2010.

### #51 • Bryce McNaul • LB • Eden Prairie, Minn.

Starting outside linebacker ... Team's fourth-leading tackler with 47 hits ... Sat out the Indiana game with an injury ... Finished the Boston College game with six tackles (four solos), including a 1-yard TFL against the Eagles ... Led NU with seven tackles (four solos) and his first career interception (9-yard return) against Eastern Illinois ... Earned NU's defensive player of the week honor for his effort vs. the Panthers ... Credited with a career-best 15 tackles at Army—six of those solo hits ... Totaled three tackles at Illinois ... Registered 10 tackles (six solos) vs. Michigan ... Had four tackles at Iowa ... Two tackles, including a 0.5 TFL, against Penn State.

### #72 • Brian Mulroe • OL • Glenview, Ill.

Starting left guard ... Second-year starter ... Named team's offensive player of the week vs. Eastern Illinois ... Playing alongside four-year starting tackle Al Netter, gives NU a solid front on the left side.

### #75 • Al Netter • OL • Rohnert Park, Calif.

Team co-captain ... Starting left tackle who has made 47 consecutive starts ... His 47 straight starts are tied for the most on the team with guard Ben Burkett ... Named to the Allstate/AFCA Good Works Team on Sept. 20—the sixth straight season that NU has had a player named to this prestigious team ... Named team's offensive player of the week for his performance against Penn State ... 2011 Outland Trophy candidate (outstanding offensive lineman) ... 2011 ARA Sportsmanship Award nominee.

### #33 • David Nwabuisi • LB • Houston, Texas

Playing both middle and outside linebacker ... Played in 33 career games with seven starts ... Leads all NU players with 54 tackles ... Totaled a team-high eight tackles (four solos) in season-opening road victory at Boston College ... Had one tackle, as well as a fumble recovery, vs. Eastern Illinois ... Notched a career-high 12 tackles, including his first career pass sack, at Army ... Named team's defensive big playmaker at Illinois, where he recorded nine tackles, two of those TFLs ... Notched 11 tackles (five solos), including one TFL, vs. Michigan ... Racked up seven tackles at Iowa ... Team co-leader with six tackles vs. Penn State (did not start this game) ... Registered six tackles in road win at Indiana.



## 2011 PLAYER BIOGRAPHICAL SKETCHES

### #7 • Dan Persa • QB • Bethlehem, Pa.

Team co-captain ... NU's starting quarterback ... 2011 Heisman Trophy candidate ... Named one of 10 finalists for Lowe's Senior Class Award ... Started his season's first game on Oct. 1 (vs. Illinois), his first action since suffering the Achilles' injury against Iowa on Nov. 13, 2010 ... Consensus preseason All-Big Ten quarterback ... Named to watch lists for the Maxwell Award (outstanding player), Walter Camp Award (nation's top player), Davey O'Brien Award (outstanding QB), Manning Award (outstanding QB), Pony Express Award (nation's top two- or three-player tandems) ... Academic All-America candidate ... William V. Campbell Trophy nominee ... Named one of 12 Big Ten Preseason Players to Watch ... Led nation in 2010 in both pass completion percentage and fewest interceptions thrown ... His pass completion percentage mark was a Big Ten record ... Against Illinois, completed 10-of-14 passes for 123 yards and a career-high four touchdown passes ... Completed his last eight pass attempts ... Sat out the final three NU offensive series with soreness in his foot ... Threw for a career-high 331 yards against Michigan ... Equaled a career best with 32 completions (44 attempts) vs. the Wolverines ... Completed 30-of-39 passes for 242 yards and a TD at Iowa ... Went 26-of-34 for 294 yards and a TD vs. Penn State ... Was 16-of-20 throwing for 261 yards and three touchdowns at Indiana ... Also rushed for a season-high 41 yards and finished the game with 302 yards of total offense ... Although he does not qualify yet for national statistics, his 75.5 pass completion percentage would rank second nationally (behind Boise State's Kellen Moore) ... His 160.78 pass efficiency rating would rank 11th ... Has completed 71.4 percent of his passes or better for each game this season (season-high 80.0 percentage at Indiana) ... Ranks ninth on NU's all-time total offense list (4,774) ... Has 26 career TD tosses, which is tied for sixth place on NU's all-time TD list ... Also ranks 10th on NU's career completion list (356) ... More information on Persa at: [PersaStrong.com](http://PersaStrong.com).

### #10 • Brian Peters • S • Pickerington, Ohio

Team co-captain ... Played in 47 career games with 29 starts, including the last 21 in succession ... Tied for fourth place on NU's career list after picking off his 10th career interception at Indiana ... Registered his first pick of the season at Illinois on Oct. 1 ... Rang up a team-high 13 tackles at Illinois to go along with a forced fumble and his interception ... Named team's special teams player of the week against the Illini ... Recognized by College Football Performance for his efforts against Illinois ... Named NU's defensive player of the game against Boston College after totaling five tackles (three solos), a pass sack, two pass breakups and another 0.5 TFL ... Two solo tackles vs. Eastern Illinois ... Totaled eight tackles at Army ... Seven tackles vs. Michigan ... Team's leading tackler with 10 hits at Iowa ... Team co-leader with six tackles vs. Penn State ... Also had a 0.5 TFL and pass breakup ... Rang up five tackles as well as a pass deflection at Indiana (along with his INT) ... Team's active career leader in tackles with 265.

### #46 • Damien Proby • LB • North Las Vegas, Nev.

Starting middle linebacker ... Made first collegiate start vs. Penn State ... Recorded one tackle vs. Eastern Illinois ... Five tackles at Army ... Totaled three tackles at Illinois ... Two solo tackles, including a 2-yard TFL, vs. Michigan ... Notched two solo tackles at Iowa ... Team co-leader with six tackles vs. Penn State ... Established a single-game-career-best mark for tackles with 14 (10 solos) against Indiana.

### #39 • Jacob Schmidt • RB • Rhinelander, Wis.

Former walk-on ... Team's starting running back ... Academic All-America candidate ... Coming off his first 100-yard rushing performance: 110 yards on 15 carries (7.3 ypc) and two touchdowns at Indiana ... Also added a 20-yard reception against the Hoosiers and finished the game with 144 all-purpose yards ... Tabled the team's offensive big playmaker against the Hoosiers ... Totaled 11 rushing yards (three carries) and 13 receiving yards in season-opening win at Boston College ... Ran for 57 yards (5.2 ypc), a touchdown and added a 10-yard reception in win over Eastern Illinois ... Had 28 total yards (24 rushing) at Army ... Totaled 14 rushing yards and 40 receiving yards (three receptions) at Illinois ... Scored NU's go-ahead TD (6-yard run) at Illinois with 1:15 remaining in the fourth quarter ... Earned team's offensive big playmaker honors for his efforts against the Illini ... Led team in rushing with 31 yards (five carries) and added a career-high 51 receiving yards (five catches) vs. Michigan ... Four rushing yards and a 5-yard reception at Iowa ... Totaled 47 all-purpose yards (25 rushing, 22 receiving) vs. Penn State.

### #97 • Tyler Scott • DE • Warren, Ohio

Redshirt sophomore ... Sat out Penn State and Indiana games with a shoulder injury (suffered in practice the week of the Penn State game) ... Made first college start at Boston College and didn't disappoint after notching four tackles (three solos), which included an 8-yard pass sack, the first of his career ... Registered his first career pass breakup against Eastern Illinois ... Notched four tackles at Army ... Totaled three tackles and two fumble recoveries at Illinois ... Turned in a strong effort vs. Michigan, registering a career-high seven tackles (six solos) against the Wolverines ... After missing part of the week to tend to his grandfather's funeral, rejoined team at Iowa just a few hours prior to kickoff and totaled three tackles, including a TFL, and a pass breakup ... Earned team's defensive player of the week honors for his efforts vs. the Hawkeyes ... Ranks second in Big Ten with his two fumble recoveries.

### #13 • Trevor Siemian • QB • Windermere, Fla.

Redshirt freshman ... Backup quarterback who made his first collegiate appearance against Eastern Illinois ... Completed 2-of-3 passes vs. EIU, which included a 1-yard TD pass to Tyrion Jones ... Also had an 8-yard rush vs. Eastern ... Came off the bench at Army and led NU on a three-play, 80-yard scoring drive that was capped by his second career TD pass, a 62-yard play to Jeremy Ebert ... Finished the Army game with 105 passing yards (5-of-7 passes) ... Played final offensive series at Iowa and led NU on a 7-play, 59-yard scoring drive that was capped with a 35-yard TD pass to his former prep teammate, Rashad Lawrence ... That was the first college scoring connection for the two Olympia (Fla.) High classmates ... Completed 4-of-6 passes for 52 yards vs. Iowa ... Played final offensive series vs. Penn State and Indiana.

## 2011 PLAYER BIOGRAPHICAL SKETCHES

### **#4 • Adonis Smith • RB • Oakland, Calif.**

True sophomore ... Team's third-leading rusher a year ago ... Rushed for 53 yards and his first collegiate TD in win at Boston College ... Averaged 4.8 ypc against the Eagles' stingy run defense ... Totaled 55 rushing yards (3.2 ypc) and 24 receiving yards (three catches) against Eastern Illinois ... Left game in second half with a foot injury ... Missed the Army game with his foot injury ... Did not play at Illinois ... Ran for 28 yards (4.7 ypc) and a TD vs. Michigan ... Also caught an 8-yard pass against the Wolverines ... Totaled a season-high 60 rushing yards (5.0 ypc) at Iowa ... Scored team's lone rushing TD at Iowa (4-yard run) ... Sat out Penn State and Indiana games with an injury.

### **#29 • Mike Trumpy • RB • Wheaton, Ill.**

Redshirt sophomore ... Suffered a season-ending knee injury (ACL) in the second half of the Oct. 1 game at Illinois ... Underwent successful surgery on Oct. 13 ... Was the game's leading rusher (63 yards on 12 carries) when he was forced to exit in the third quarter ... Led NU's ground game at Boston College, rushing for 85 yards and a TD ... Had a game- and season-long 34 yard scamper against BC ... Sat out (head injury) the Eastern Illinois game ... Came back to play at Army, totaling 34 rushing yards on 8 carries ... Leads team in yards per carry average (5.2) ... Has 649 career rushing yards and 5 career TD's.

### **#66 • Brandon Vitabile • C • Edison, N.J.**

Redshirt freshman ... Made first collegiate start at center against Boston College ... Impressed coaches with his play during the spring, which led to his role as NU's starting center and the move of three-year starting center Ben Burkett to offensive guard.

### **#70 • Patrick Ward • OL • Homer Glen, Ill.**

True junior ... Starting right tackle ... Has started 21 consecutive games at right tackle ... Academic All-America candidate.

### **#18 • Evan Watkins • QB • Carol Stream, Ill.**

Redshirt sophomore ... Backup quarterback ... Played against Eastern Illinois and just recorded a 2-yard rush ... Started final three games at QB in 2010 (replacing the injured Dan Persa).

### **#42 • Kevin Watt • DE • Glen Ellyn, Ill.**

One of 10 NU players who is enrolled in graduate school ... Played 46 career games with 15 starts ... Playing a significant number of plays per game ... Totaled two tackles against Boston College ... Turned in a solid effort against Eastern Illinois, totaling two tackles, including a 1/2 pass sack, and a QB hurry ... Credited with two tackles at Army ... One tackle vs. Michigan ... Named team's special teams performer of the week at Iowa ... Tabbed NU's defensive player of the game for his effort vs. Penn State (started in place of the injured Tyler Scott): season-high five tackles ... Totaled three tackles in road win at Indiana.

### **#47 • Ricky Weina • CB • Union Grove, Wis.**

Former walk-on ... Notched one solo tackle at Boston College ... One tackle vs. Eastern Illinois ... Has played in 25 career games with one start (vs. Penn State in 2009).

### **#49 • Brandon Williams • P • Nappanee, Ind.**

Second-year starting punter ... Redshirt sophomore ... Ranks 10th in Big Ten punting average ... Opened the season by averaging 45.0 yards per punt at Boston College ... One of his five punts landed on the opposition's 20-yard line ... Only punted twice vs. Eastern Illinois ... Had seven punts at Army, with four of his seven boots landing inside the opposition's 20-yard line ... Kicked a rugby-style punt a career-best 65 yards ... Tacked on another 65-yard punt at Illinois ... Averaged a single-game career-best 46.7 yards per punt against Michigan ... Posted a 34.8 ypp average at Iowa and a 37.6 average vs. Penn State ... Only punted once at Indiana (early in the fourth quarter).

### **#88 • Quentin Williams • DE • Pittsburgh, Pa.**

Part-time starter at defensive end ... Plays a significant number of plays each game ... Totaled two tackles, including a 1/2 pass sack, vs. Eastern Illinois ... Credited with his first career pass sack at Illinois ... Added another solo tackle vs. the Illini ... One tackle, a TFL, vs. Michigan ... Notched one tackle at Iowa ... Totaled three tackles vs. Penn State ... Made first start of season against the Nittany Lions ... One tackle at Stanford ... Played baseball first two seasons at NU.

## NORTHWESTERN GAME NOTES - THE LAST TIME IT HAPPENED...

Team	Northwestern	Opponent
Scored 60+ points	NU 61, Illinois 23, 11-18-00	Wisconsin 70, NU 23, 11-27-10
Scored 50-59 points	NU 59, Indiana 38, 10-29-11	Ohio State 58, NU 7, 9-22-07
Scored 40-49 points	NU 42, Eastern Illinois 21, 9-10-11	Iowa 41, NU 31, 10-15-11
Rushed for 200-299 yards	227 at Boston College, 9-3-11	Penn State, 260, 11-6-10
Rushed for 300-399 yards	317 at Indiana, 10-29-11	Indiana, 319, 10-29-11
Rushed for 400+ yards	444 at Illinois, 11-22-03	Illinois, 519, 11-20-10
Passed for 400+ yards	532 vs. Auburn, 1-1-10	Arizona State, 483, 9-17-05
Had 500-599 yards in total offense	516 vs. Eastern Michigan, 10-19-07	Michigan, 541, 10-8-11
Had 600+ yards in total offense	616 at Indiana, 10-29-11	Arizona State, 773, 9-17-05
Won game on final play (regulation)	vs. Michigan State, 47-yard FG, 9-29-01	Syracuse, 41-yard FG, 9-19-09
Recorded a safety	vs. Indiana, 10-24-09	Illinois, 11-18-06
Recorded a shutout	NU 27, Northeastern 0, 9-1-07	Ohio State 20, NU 0, 9-27-03
Played No. 1-ranked team	(#1) Ohio State 54, NU 10, 11-11-06	Wisconsin 37, (#1) NU 6, 11-10-62
Beat No. 1-ranked team	NU 12, (#1) Miami (Fla.) 7, 9-23-67	Wisconsin 37, (#1) NU 6, 11-10-62
NU beat a Top-10 team	NU 17, (#8) Iowa 10, 11-7-09	
NU beat a ranked team	NU 21, (#13) Iowa 17, 11-13-10	
NU beat two ranked teams in a row	9-23-00 (47-44 vs. #7 Wisconsin), 9-30-00 (37-17 vs. #18 Michigan State)	
NU ranked by AP (media)	No. 22 (Dec. 29, 2008)	
NU ranked by <i>USA Today</i> (coaches)	No. 25 (Nov. 20, 2010)	
NU ranked No. 1 by AP	1962	
Sellout at home	47,330 (10-8-11 vs. Michigan)	
Had consecutive home sellouts	2 games (11-13-10 to 11-20-10, Iowa & Illinois*) *at Wrigley Field	
Individual	Northwestern	Opponent
Returned kickoff for a TD	Venric Mark (94) at Wisconsin, 11-27-10	Ray Fisher (93), Indiana, 10-24-09
Returned punt for a TD	Marquice Cole (81) vs. Northern Illinois, 9-10-05	David Gilreath (68), Wisconsin, 11-21-09
Returned INT for a TD	Jordan Mabin (39) vs. Texas Tech, 1-1-11	Tanner Miller (98), Iowa, 10-15-11
Returned fumble for TD	Demetrius Eaton (86) at Michigan State, 10-22-05	Vernon Gholston (25), Ohio State, 9-22-07
Blocked an extra point	Jack DiNardo vs. Central Michigan, 9-25-10	J.J. Watt, Wisconsin, 11-27-10
	Niko Mafuli vs. Central Michigan, 9-25-10	
	Jack DiNardo vs. Michigan, 10-8-11	
Blocked a FG attempt	Kevin Watt at Indiana, 10-30-10	Kawann Short, Purdue, 10-9-10
Blocked a punt	Kain Colter (3) vs. Eastern Illinois, 9-10-11	Michael Williams, Michigan, 11-15-08
Rushed for 3 or more TDs	Jacob Schmidt (110) at Indiana, 10-29-11	Trent Steelman (3), Army, 9-17-11
Rushed for 100 yards	Jason Wright (251) at Illinois, 11-22-03	Stephen Houston (151), Indiana, 10-29-11
Two Players Rushed for 100 Yards	Noah Herron (163) at Illinois, 11-22-03	Stephen Houston (151), Indiana, 10-29-11
	Mike Kafka (217) at Minnesota, 11-1-08	Tre Roberson (121), Indiana, 10-29-11
	Dan Persa (26) vs. Penn State, 10-22-11	Mikel Leshoure (330), Illinois, 11-20-10
Rushed for 200 yards	Dan Persa (31) vs. Iowa, 10-15-11	Nathan Scheelhaase (21), Illinois, 10-1-11
Completed 20-29 passes	Dan Persa (3) at Indiana, 10-29-11	Taylor Potts (43), Texas Tech, 1-1-11
Completed 30+ passes	Dan Persa (331) vs. Michigan, 10-8-11	Nathan Scheelhaase (3), Illinois, 10-1-11
Passed for 3+ TDs	C.J. Bachér (470) vs. Minnesota, 10-13-07	Denard Robinson (337), Michigan, 10-8-11
Passed for 300-399 yards	Mike Kafka (532) vs. Auburn, 1-1-10	Curtis Painter (431), Purdue, 10-14-06
Passed for 400-499 yards	Kain Colter (3r) vs. Eastern Illinois, 9-10-11	
Passed for 500+ yards	Drake Dunsmore (4 rec.) at Indiana, 10-29-11	Trent Steelman (3r), Army, 9-17-11
Scored 3 TDs in a game	Josh Rooks pass from Colter vs. Texas Tech, 1-1-11	Montee Ball (4r), Wisconsin, 11-27-10
Scored 4+ TDs in a game	Jeremy Ebert (13) at Iowa, 10-15-11	Spencer pass from Scheelhaase, Illinois, 10-1-11
2-point conversion	Kain Colter (115) at Indiana, 10-29-11	A.J. Jenkins (12), Illinois, 10-1-11
Caught 10+ passes	Jonathan Fields (202) at TCU, 9-2-04	Junior Hemingway (124), Michigan, 10-8-11
100-199 yards receiving	Kain Colter (115) at Indiana, 10-29-11	A.J. Jenkins (268), Illinois, 10-1-11
200+ yards receiving	Drake Dunsmore (112) at Indiana, 10-29-11	
Two Players Totaled 100 Receiving Yards	Drake Dunsmore (4) at Indiana, 10-29-11	
	Stefan Demos (3) at Rice, 9-18-10	A.J. Jenkins (3), Illinois, 10-1-11
Scored 3+ TDs receiving	Stefan Demos (4) vs. Wisconsin, 11-21-09	R Lichtenstein (3), Syracuse, 9-19-09
Kicked 3 FGs in one game	Joel Howells (5) vs. Penn State, 9-24-05	Kevin Kelly (4), Penn State, 9-30-06
Kicked 4 FGs in one game	David Wasielewski (51) at Air Force, 8-31-02	
Kicked 5+ FGs in one game	Brian Huffman (71) at Air Force, 8-31-02	Dave Rayner (53), Michigan State, 9-28-02
Kicked a 50-yard FG	Merlin Norenberg (80) vs. Minnesota, 10-12-63	Ryan Donahue (73), Iowa, 11-13-10
Kicked a 70-79-yard punt	Paul Burton (90) vs. Indiana, 9-30-95	
Kicked an 80-89-yard punt	Ibrahim Campbell (2) vs. Michigan, 10-8-11	
Kicked a 90+-yard punt		
Intercepted 2 passes		
Intercepted 3+ passes	Neil Little (3) vs. Indiana, 11-10-73	Darvin Adams (2), Auburn, 1-1-10
Recovered two fumbles	Tyler Scott (2) at Illinois, 10-1-11	T'Sharvan Bell (2), Auburn, 1-1-10
Recorded 100 kickoff return yards	Venric Mark (120) vs. Eastern Illinois, 9-10-11	Mike Rose (3), Purdue, 9-27-97
Recorded 20+ tackles	Tim McGarigle (21, 11-10) vs. Michigan, 10-29-05	Marc Jackson (2), Illinois, 11-23-02
		Ben Ericksen (107), Illinois State, 9-11-10
		J Leman (22, 11-11), Illinois, 11-18-06



## NORTHWESTERN GAME NOTES - SCORING DRIVES

### NU Scoring Drives

Qtr	Opp.	Scoring Play	Plays-Yds-TOP
1	Boston College	Budzien 43 FG	9-50-3:01
2	Boston College	Colter 3 run	10-80-2:47
3	Boston College	Trumpy 5 run	10-80-3:07
4	Boston College	A. Smith 1 run	11-77-4:32
1	Eastern Illinois	Colter 5 run	5-42-1:25
1	Eastern Illinois	Schmidt 1 run	8-65-2:22
2	Eastern Illinois	Colter 4 run	7-58-2:59
2	Eastern Illinois	Green 2 run	8-47-1:42
3	Eastern Illinois	Colter 8 run	11-48-5:26
4	Eastern Illinois	Tyris Jones 1 pass from Siemian	8-27-4:33
2	Army	Ebert 14 pass from Colter	11-51-4:02
4	Army	Ebert 62 pass from Siemian	3-80-0:52
2	Illinois	Dunsmore 6 pass from Persa	12-69-4:57
2	Illinois	Ebert 3 pass from Persa	5-36-2:18
3	Illinois	Ebert 39 pass from Persa	7-80-3:18
3	Illinois	Ebert 4 pass from Persa	8-39-3:26
4	Illinois	Schmidt 6 run	5-36-1:43
1	Michigan	Colter 15 run	6-80-2:05
1	Michigan	Green 7 run	8-63-3:13
2	Michigan	A. Smith 2 run	7-82-1:52
2	Michigan	Budzien 20 FG	7-49-1:05
2	Iowa	Ebert 6 pass from Persa	13-65-5:40
3	Iowa	Smith 4 run	12-68-5:54
3	Iowa	Budzien 47 FG	9-40-3:48
4	Iowa	Dunsmore 18 pass from Colter	7-94-1:59
4	Iowa	Lawrence 35 pass from Siemian	7-59-1:22
1	Penn State	Persa 1 run	7-34-2:34
1	Penn State	Colter 12 pass from Persa	10-87-3:57
2	Penn State	Colter 4 run	7-75-3:43
2	Penn State	Budzien 25 FG	9-72-3:14
1	Indiana	Budzien 37 FG	7-40-1:14
1	Indiana	Ebert 29 pass from Colter	5-58-1:27
1	Indiana	Green 1 run	6-87-2:25
2	Indiana	Dunsmore 22 pass from Persa	5-51-1:30
2	Indiana	Dunsmore 10 pass from Persa	7-96-3:48
2	Indiana	Dunsmore 6 pass from Persa	10-80-4:00
3	Indiana	Dunsmore 9 pass from Colter	6-60-1:43
3	Indiana	Schmidt 3 run	5-38-1:59
4	Indiana	Schmidt 2 run	7-68-4:00

### Northwestern Offensive Scoring Drives

39 Drives (18 run, 16 pass, 5 FG)

- 10 First Quarter Drives (6 run, 2 pass, 2 FG)
- 14 Second Quarter Drives (5 run, 7 pass, 2 FG)
- 8 Third Quarter Drives (4 run, 3 pass, 1 FG)
- 7 Fourth Quarter Drives (3 run, 4 pass, 0 FG)

### Opponent Scoring Drives

Qtr	Opp.	Scoring Play	Plays-Yds-TOP
1	Boston College	Freese 19 FG	5-71-2:11
2	Boston College	Williams 6 run	2-2-1:05
4	Boston College	Williams 1 run	10-80-3:24
2	Eastern Illinois	Whittaker 72 pass from Garoppolo	1-72-0:11
3	Eastern Illinois	Woodson 2 run	9-80-3:46
4	Eastern Illinois	Duncan 3 run	3-81-1:20
1	Army	Steelman 17 run	18-81-8:48
3	Army	Steelman 1 run	10-73-4:10
4	Army	Steelman 1 run	9-75-3:06
1	Illinois	Jenkins 14 pass from Scheelhaase	5-32-1:59
2	Illinois	Dimke 49 FG	8-31-2:08
3	Illinois	Jenkins 33 pass from Scheelhaase	7-74-3:20
4	Illinois	Jenkins 50 pass from Scheelhaase	2-58-0:31
4	Illinois	Young 1 run	13-95-5:52
4	Illinois	Scheelhaase 1 run	6-69-1:02
1	Michigan	Watson 9 pass from Robinson	8-74-3:34
2	Michigan	Gallon 25 pass from Robinson	8-67-4:11
3	Michigan	Robinson 2 run	7-49-1:05
3	Michigan	Gardner 1 run	12-80-6:29
4	Michigan	Shaw 2 run	6-47-1:56
4	Michigan	Robinson 5 run	9-53-4:43
1	Iowa	Meyer 27 FG	9-52-3:43
2	Iowa	Davis 47 pass from Vandenberg	3-72-1:42
4	Iowa	Coker 1 run	11-64-5:24
4	Iowa	McNutt 35 pass from Vandenberg	3-71-0:58
4	Iowa	Meyer 40 FG	4-(2)-1:46
4	Iowa	Coker 1 run	5-24-0:54
1	Penn State	Brown 4 pass from McGloin	10-44-3:33
1	Penn State	Smith 45 pass from McGloin	1-45-0:06
2	Penn State	Fera 37 FG	9-56-4:28
2	Penn State	Fera 33 FG	12-75-4:42
2	Penn State	Green 1 run	7-63-0:40
3	Penn State	Redd 19 run	1-19-0:05
1	Indiana	Roberson 12 run	6-77-2:30
2	Indiana	Roberts 26 run	7-68-3:48
2	Indiana	Wilson 26 pass from Roberson	1-26-0:07
3	Indiana	Houston 15 run	11-80-2:57
3	Indiana	Ewald 38 FG	11-50-4:24
4	Indiana	Houston 2 run	9-55-2:20

### Opponent Offensive Scoring Drives

39 Drives (21 run, 11 pass, 7 FG)

## NORTHWESTERN GAME NOTES • LONG PLAYS

### 20-Yard Plus Plays

Yards	Type	Player(s)	Opponent
22	KO Return	Mark	Boston College
26	Rush	Colter	Boston College
34	Rush	Trumpy	Boston College
23	Pass	Ebert from Colter	Boston College
27	Pass	C. Jones from Colter	Boston College
24	KO Return	Mark	Boston College
25	Rush	Colter	Eastern Illinois
21	Pass	Dunsmore from Colter	Eastern Illinois
21	Rush	Colter	Eastern Illinois
49	KO Return	Mark	Eastern Illinois
63	KO Return	Mark	Eastern Illinois
25	Rush	Colter	Army
28	KO Return	Mark	Army
<b>62</b>	<b>Pass</b>	<b>Ebert from Siemian</b>	<b>Army</b>
<b>39</b>	<b>Pass</b>	<b>Ebert from Persa</b>	<b>Illinois</b>
28	Punt Return	Mark	Illinois
26	Pass	Dunsmore from Persa	Michigan
23	Rush	A. Smith	Michigan
20	Punt Return	Mark	Michigan
39	Pass	C. Jones from Persa	Michigan
20	KO Return	Schmidt	Michigan
32	Pass	Colter from Persa	Iowa
37	Rush	Colter	Iowa
35	KO Return	Mark	Iowa
21	KO Return	Mark	Iowa
21	Pass	Ebert from Persa	Iowa
22	KO Return	Mark	Iowa
26	Pass	Fields from Colter	Iowa
32	KO Return	Mark	Iowa
<b>35</b>	<b>Pass</b>	<b>Lawrence from Siemian</b>	<b>Iowa</b>
27	Pass	Brown from Persa	Penn State
23	KO Return	Mark	Penn State
46	Rush	Colter	Penn State
54	Pass	Ebert from Persa	Penn State
21	KO Return	Schmidt	Penn State
<b>29</b>	<b>Pass</b>	<b>Ebert from Colter</b>	<b>Indiana</b>
45	Pass	Dunsmore from Persa	Indiana
20	Pass	Schmidt from Persa	Indiana
<b>22</b>	<b>Pass</b>	<b>Dunsmore from Persa</b>	<b>Indiana</b>
23	Pass	Colter from Persa	Indiana
57	Pass	Colter from Persa	Indiana
22	Rush	Persa	Indiana
20	Rush	Colter	Indiana
21	Rush	Mark	Indiana
46	KO Return	Mark	Indiana
32	Rush	Schmidt	Indiana

TD plays in bold face

### LONG PLAYS BY THE NUMBERS

Plays by Yards	No.
20-29 .....	29
30-39 .....	9
40-49 .....	4
50-59 .....	2
60+ .....	2

### Plays by Type

Passing.....	19
Kickoff Returns .....	13
Rushing.....	12
Interception Returns .....	0
Fumble Returns .....	0
Punt Returns .....	2
Blocked FG Returns.....	0
Total .....	46
Touchdowns .....	5

### 20-YARDS PLUS BY PLAYER

Player	No.	TDs	Type
Mark	14	0	11—KR, 2—PR, 1—R
Colter	10	0	7—R, 3—P
Ebert	6	3	6—P
C. Jones	2	0	2—P
Dunsmore	4	1	4—P
Schmidt	4	0	2—KR, 1—R, 1—P
Persa	1	0	1—R
Trumpy	1	0	1—R
A. Smith	1	0	1—R
Fields	1	0	1—P
Lawrence	1	1	1—P
Brown	1	0	1—P

### Legend

P—Pass; R—Rush; KR—Kickoff Return; PR—Punt Return; INT—Interception; F—Fumble Recovery; FG—Blocked Field Goal

### LONGEST PLAYS OF THE YEAR

#### *Rushing*

46, Kain Colter vs. Penn State, 10-22-11

#### *Rushing Touchdown*

8, Kain Colter vs. Eastern Illinois, 9-10-11

#### *Passing*

62, Jeremy Ebert from Trevor Siemian at Army, 9-17-11

#### *Passing Touchdown*

62, Jeremy Ebert from Trevor Siemian at Army, 9-17-11

#### *Punt Return*

28, Venric Mark at Illinois, 10-1-11

#### *Kickoff Return*

63, Venric Mark vs. Eastern Illinois, 9-10-11

#### *Interception Return*

9, Bryce McNaul vs. Eastern Illinois, 9-10-11

#### *Fumble Return*

—

#### *Punt*

65, Brandon Williams at Army, 9-17-11 & Illinois, 10-1-11

#### *Field Goal*

47, Jeff Budzien at Iowa, 10-15-11

## NORTHWESTERN GAME NOTES - SINGLE-GAME CAREER HIGHS

### #91 • BRIAN ARNFELT • DT

Tackles: 5 vs. Illinois, 11/20/10  
Solo Tackles: 1 (five times), last vs. Texas Tech, 1/1/11  
Assisted Tackles: 4 vs. Illinois, 11/20/10  
TFL: 1 vs. Central Michigan, 9/25/10  
QB Hurries: 1 vs. Purdue, 10/9/10

### #32 • DAVID ARNOLD • S

Tackles: 9 (twice), last vs. Texas Tech, 1/1/11  
Solo Tackles: 6 vs. Penn State, 10/31/09  
Assisted Tackles: 5 at Wisconsin, 11/27/10  
TFL: 2.0 vs. Miami (Ohio), 10/10/09  
Sacks: 1 (twice), vs. Miami (Ohio), 10/10/09  
Forced Fumble: 1 at Purdue, 10/3/09  
INT: 1 vs. Purdue, 10/9/10  
Pass Deflections: 2 vs. Iowa, 11/13/10

### #86 • BRENDAN BARBER • WR

Receptions: 2 at Vanderbilt, 9/4/10  
Yards: 17 at Vanderbilt, 9/4/10  
Long Reception: 10 at Vanderbilt, 9/4/10

### #7 • HUNTER BATES • S

Tackles: 11 (twice), last vs. Texas Tech, 1/1/11  
Solo Tackles: 10 vs. Central Michigan, 9/25/10  
Assisted Tackles: 6 vs. Texas Tech, 1/1/11  
TFL: 1 (twice), last at Penn State, 11/6/10  
Sacks: 1 at Penn State, 11/6/10  
Punt Returns: 3, vs. Purdue, 10/9/10  
Punt Return Yards: 33 at Rice, 9/18/10  
Long Punt Return: 33 at Rice, 9/18/10  
INT: 1 (twice), last at Indiana, 10/30/10  
Pass Deflections: 1 (twice), last vs. Iowa, 11/13/10  
Forced Fumbles: 1 at Penn State, 11/6/10

### #96 • ANTHONY BATTLE • DL

Tackles: 1 at Rice, 9/18/10  
Solo Tackles: N/A  
Assisted Tackles: 1 at Rice, 9/18/10

### #21 • MIKE BOLDEN • DB

Tackles: 4 (twice), last vs. Penn State, 10/22/11  
Solo Tackles: 3 vs. Michigan State, 10/23/10  
Assisted Tackles: 3 vs. Penn State, 10/22/11  
Pass Deflections: 1 vs. Southern Illinois, 9/13/08

### #6 • CHARLES BROWN • WR

Receptions: 4 vs. Illinois State, 9/11/10  
Yards: 60 at Minnesota, 10/2/10  
Long Reception: 28 vs. Michigan State, 10/23/10

### #94 • VINCE BROWNE • DE

Tackles: 10 at Penn State, 11/6/10  
Solo Tackles: 6 (twice), last at Rice, 9/18/10  
Assisted Tackles: 6 at Penn State, 11/6/10  
TFL: 4.0 vs. Ohio, 9/20/08  
Sacks: 3.0 vs. Ohio, 9/20/08  
Forced Fumbles: 1 (three times),  
last vs. Michigan State, 10/23/10  
Blocks: 1 (field goal) vs. Ohio, 9/20/08  
QB Hurries: 2 (twice), last vs. Illinois State, 9/11/10  
Interception: 1 at Iowa, 9/27/08

### #37 • JEFF BUDZIEN • PK

FGs: 1 (five times), last at Indiana, 10/29/11  
Long FG: 47, at Iowa, 10/15/11  
PATs: 8 at Indiana, 10/29/11  
Points Scored: 11, at Indiana, 10/29/11

### #24 • IBRAHEIM CAMPBELL • S

Tackles: 13 at Army, 9/17/11  
Solo Tackles: 8 at Indiana, 10/29/11  
Assisted Tackles: 8 at Army, 9/17/11  
TFL: 1 at Boston College, 9/3/11  
Interceptions: 2 vs. Michigan, 10/8/11  
Pass Deflections: 1 at Indiana, 10/29/11

### #27 • JARED CARPENTER • S

Tackles: 5 (twice), last at Indiana, 10/30/10  
Solo Tackles: 3 (twice), last vs. Illinois State, 9/11/10  
Assisted Tackles: 3 at Indiana, 10/30/10  
TFL: 1 (twice), last vs. Michigan, 10/8/11

### #99 • CHANCE CARTER • DT

Tackles: 0  
Solo Tackles: 0  
Assisted Tackles: 0  
TFL: 0

### #1 • BO CISEK • DL

Tackles: 1 vs. Illinois State, 9/11/10  
Solo Tackles: N/A  
Assisted Tackles: 1 vs. Illinois State, 9/11/10

### #2 • KAIN COLTER • QB

Pass Attempts: 24 at Boston College, 9/3/11  
Completions: 17 at Boston College, 9/3/11  
Passing Yards: 197 at Boston College, 9/3/11  
Touchdown Passes: 2 at Indiana, 10/29/11  
Rushing Yards: 109 vs. Eastern Illinois, 9/10/11  
Rushing Attempts: 23 at Boston College, 9/3/11  
Long Run: 46 vs. Penn State, 10/22/11  
Rushing Touchdowns: 3 vs. Eastern Illinois, 9/10/11  
Receptions: 6 (three times), last at Indiana, 10/29/11  
Receiving Yards: 115 at Indiana, 10/29/11  
Long Reception: 57 at Indiana, 10/29/11  
Total Offense: 268 at Boston College, 9/3/11

### #95 • DAVON CUSTIS • DE

Tackles: 2 vs. Illinois State, 9/11/10  
Solo Tackles: 2 vs. Illinois State, 9/11/10  
Assisted Tackles: N/A

### #90 • JACK DiNARDO • DT

Tackles: 8 vs. Illinois, 11/20/10  
Solo Tackles: 5 (twice), last vs. Illinois, 11/20/10  
Assisted Tackles: 3 (three times), last at Wisconsin, 11/27/10  
TFL: 2.5 vs. Illinois, 11/20/10  
Sacks: 1 (twice), last at Indiana, 10/29/11  
Quarterback Hurries: 1 (three times),  
last vs. Texas Tech, 1/1/11  
Fumble Recovery: 1 at Rice, 9/18/10  
Blocked Kicks: 2 vs. Central Michigan, 9/25/10

### #22 • DEMETRIUS DUGAR • CB

Tackles: 6 at Iowa, 10/15/11  
Solo Tackles: 4 at Iowa, 10/15/11  
Assisted Tackles: 2 (twice), last at Iowa, 10/15/11  
Fumble Recovery: 1 at Purdue, 10/3/09  
Interceptions: 1 at Iowa, 10/15/11

### #9 • DRAKE DUNSMORE • SB

Receptions: 9 (twice), last vs. Auburn, 1/1/10  
Yards: 120 vs. Auburn, 1/1/10  
Long Reception: 66 vs. Auburn, 1/1/10  
Receiving TDs: 4 at Indiana, 10/29/11

### #11 • JEREMY EBERT • WR

Receptions: 13 at Iowa, 10/15/11  
Yards: 124 vs. Purdue, 10/9/10  
Long Reception: 62 vs. Army, 9/17/11  
Receiving TDs: 3 at Illinois, 10/1/11  
Long Kickoff Return: 18 vs. Ohio, 9/20/08  
Kickoff Return Yards: 18 vs. Ohio, 9/20/08  
Pass Attempts: 1 (three times), last at Iowa, 10/15/11  
Pass Completions: 1 (twice), last vs. Texas Tech, 1/1/11  
Long Pass: 32 vs. Texas Tech, 1/1/11

### #45 • COLLIN ELLIS • LB

Tackles: 6 at Indiana, 10/29/11  
Solo Tackles: 5 at Indiana, 10/29/11  
Assisted Tackles: 3 vs. Penn State, 10/22/11  
TFL: 1 (twice), last vs. Michigan, 10/8/11  
Pass Sacks: 1 at Illinois, 10/1/11  
Pass Deflections: 0  
Forced Fumble: 0  
Fumble Recovery: 0

### #8 • DEMETRIUS FIELDS • WR

Receptions: 6 at Rice, 9/18/10  
Yards: 65 vs. Central Michigan, 9/25/10  
Long Reception: 26 (twice), last at Iowa, 10/15/11  
Receiving TDs: 1 (three times), last vs. Texas Tech, 1/1/11

### #34 • STEVE FLAHERTY • K

Kickoffs: 10 at Indiana, 10/29/11  
Touchbacks: 2 at Boston College, 9/3/11

### #16 • DAVION FLEMING • S

Tackles: 2 (three times), last vs. Eastern Illinois, 9/10/11  
Solo Tackles: 2 vs. Central Michigan, 9/25/10  
Assisted Tackles: 1 (twice), last at Minnesota, 10/2/10

### #92 • WILL HAMPTON • DT

Tackles: 2 (three times), last at Illinois, 10/1/11  
Solo Tackles: 2 at Boston College, 9/3/11  
Assisted Tackles: 1 (twice), last at Illinois, 10/1/11

### #35 • BEN JOHNSON • LB

Tackles: 6 (twice), last at Army, 9/17/11  
Solo Tackles: 5 (twice), last at Rice, 9/18/10  
Assisted Tackles: 3 vs. Minnesota, 9/26/09  
TFL: 1.5 at Vanderbilt, 9/4/10  
Sacks: 1 (twice), last at Indiana, 10/29/11  
Forced Fumble: 1 at Syracuse, 9/19/09  
Fumble Recovery: 1 (three times), last at Army, 9/17/11  
INT: 1 (twice), last at Minnesota, 10/2/10  
Pass Deflections: 1 (eight times), last at Illinois, 10/1/11  
QB Hurries: 1 (twice), last vs. Penn State, 10/22/11

### #14 • CHRISTIAN JONES • WR

Receptions: 3 (twice), last vs. Penn State, 10/22/11  
Yards: 68 vs. Michigan, 10/8/11  
Long Reception: 39 vs. Michigan, 10/8/11  
Receiving TDs: 0

### #12 • TONY JONES • WR

Receptions: 4 at Minnesota, 10/2/10  
Yards: 68 at Minnesota, 10/2/10  
Long Reception: 45 at Minnesota, 10/2/10  
Receiving TDs: 1 at Minnesota, 10/2/10

### #83 • JACK KONOPKA • SB

Receptions: 1 at Iowa, 10/15/11  
Yards: 6 at Iowa, 10/15/11  
Long Reception: 6 at Iowa, 10/15/11  
Receiving TDs: 0

### #17 • RASHAD LAWRENCE • WR

Receptions: 4 (twice), last at Army, 9/17/11  
Yards: 67 vs. Michigan State, 10/23/10  
Long Reception: 50 vs. Illinois State, 9/11/10  
Receiving TDs: 1 at Iowa, 10/15/11

### #26 • JORDAN MABIN • CB

Tackles: 12 (twice), last vs. Michigan, 10/8/11  
Solo Tackles: 8 vs. Michigan, 10/8/11  
Assisted Tackles: 5 at Indiana, 10/30/10  
TFL: 1 (twice), last vs. Illinois, 11/22/08  
Pass Deflections: 3 vs. Michigan State, 10/23/10  
INT: 1 (seven times), last at Boston College, 9/3/11  
Forced Fumble: 1 at Duke, 9/06/08  
Fumble Recovery: 1 (three times), last vs. Auburn, 1/1/10  
Kickoff Returns: 2 at Duke, 9/06/08  
Kickoff Return Yards: 44 at Duke, 9/06/08  
Long Kickoff Return: 24 at Duke, 9/06/08

### #93 • NIKO MAFULI • DT

Tackles: 3 at Army, 9/17/11  
Solo Tackles: 2 at Army, 9/17/11  
Assisted Tackles: 2 at Michigan State, 10/17/09  
Sacks: 1 (twice), last vs. Penn State, 10/22/11  
TFL: 1.5 vs. Michigan, 10/8/11  
Blocked Kick: 1 vs. Central Michigan, 9/25/10



## NORTHWESTERN GAME NOTES • SINGLE-GAME CAREER HIGHS

### #5 • VENRIC MARK • WR

Receptions: 2 at Rice, 9/18/10  
Yards: 21 vs. Illinois State, 9/11/10  
Long Reception: 21 vs. Illinois State, 9/11/10  
Rushing Yards: 22 vs. Texas Tech, 1/1/11  
Rushing Attempts: 4 at Indiana, 10/29/11  
Long Run: 21 at Indiana, 10/29/11  
Kickoff Returns: 9 at Wisconsin, 11/27/10  
Kickoff Return Yards: 273 at Wisconsin, 11/27/10  
Long Kickoff Return: 94 at Wisconsin, 11/27/10  
Punt Returns: 2 (three times), last at Wisconsin, 11/27/10  
Punt Return Yards: 58 vs. Illinois, 11/20/10  
Long Punt Return: 58 vs. Illinois, 11/20/10  
All-Purpose Yards: 281 at Wisconsin, 11/27/10

### #3 • JERAVIN MATTHEWS • CB

Tackles: 10 at Army, 9/17/11  
Solo Tackles: 7 at Army, 9/17/11  
Assisted Tackles: 3 at Army, 9/17/11  
Pass Deflections: 1 (twice), last at Army, 9/17/11  
Fumble Recoveries: 1 (three times), last vs. Penn State, 10/22/11  
Long Kickoff Return: 40 vs. Michigan State, 10/11/08  
Kickoff Return Yards: 94 vs. Minnesota, 9/26/09

### #51 • BRYCE McNAUL • LB

Tackles: 15 at Army, 9/17/11  
Solo Tackles: 6 (five times), last vs. Michigan, 10/8/11  
Assisted Tackles: 9 at Army, 9/17/11  
TFL: 2.0 at Indiana, 10/30/10  
Sacks: 1.0 vs. Michigan State, 10/23/10  
Forced Fumbles: 1 vs. Michigan State, 10/23/10  
Interceptions: 1 vs. Eastern Illinois, 9/10/11  
Quarterback Hurry: 1 at Wisconsin, 11/27/10

### #33 • DAVID NWABUISI • LB

Tackles: 12 at Army, 9/17/11  
Solo Tackles: 5 at Illinois, 10/1/11  
Assisted Tackles: 8 at Army, 9/17/11  
TFL: 2.0 at Illinois, 10/1/11  
Pass Sack: 1.0 at Army, 9/17/11  
Forced Fumble: 1 (three times), last at Army, 9/17/11  
Fumble Recoveries: 1 vs. Eastern Illinois, 9/10/11  
Quarterback Hurry: 1 at Vanderbilt, 9/4/10  
INT: 1 vs. Central Michigan, 9/25/10  
Pass Deflections: 1 (twice), last vs. Illinois, 11/20/10

### #7 • DAN PERSA • QB

Pass Attempts: 44 vs. Michigan, 10/8/11  
Completions: 32 (twice), last vs. Michigan, 10/8/11  
Passing Yards: 331 vs. Michigan, 10/8/11  
Touchdown Passes: 4 at Illinois, 10/1/11  
Long Pass: 72 vs. Towson, 9/5/09  
Rushing Yards: 109 at Penn State, 11/6/10  
Rushing Attempts: 25 at Penn State, 11/6/10  
Long Rush: 31 at Penn State, 11/6/10  
Rushing Touchdowns: 3 vs. Michigan State, 10/23/10  
Total Offense: 408 at Minnesota, 10/2/10

### #10 • BRIAN PETERS • S

Tackles: 18 vs. Illinois, 11/20/10  
Solo Tackles: 10 at Minnesota, 10/2/10  
Assisted Tackles: 12 vs. Illinois, 11/20/10  
TFL: 1 (seven times), last vs. Illinois, 11/20/10  
Pass Sacks: 1 at Boston College, 9/3/11  
INT: 2 vs. Illinois, 11/20/10  
Pass Deflections: 2 vs. Iowa, 11/13/10  
Forced Fumble: 1 (five times), last at Illinois, 10/1/11  
Fumble Recoveries: 1 (four times), last vs. Wisconsin, 11/21/09

### #46 • DAMIEN PROBY • LB

Tackles: 14 at Indiana, 10/29/11  
Solo Tackles: 10 at Indiana, 10/29/11  
Assisted Tackles: 4 at Indiana, 10/29/11  
TFL: 1 vs. Illinois State, 9/11/10  
Sacks: 1 vs. Illinois State, 9/11/10  
Quarterback Hurries: 1 vs. Illinois, 11/20/10

### #43 • TIM RILEY • LB

Tackles: 2 at Minnesota, 10/2/10  
Solo Tackles: 2 at Minnesota, 10/2/10  
Assisted Tackles: 1 vs. Eastern Illinois, 9/10/11  
Forced Fumbles: 1 at Minnesota, 10/2/10

### #39 • JACOB SCHMIDT • RB

Rushing Yards: 110 at Indiana, 10/29/11  
Rushing Attempts: 15 at Indiana, 10/29/11  
Long Run: 32 at Indiana, 10/29/11  
Rushing TDs: 2 (twice), last at Indiana, 10/29/11  
Receptions: 5 vs. Michigan, 10/8/11  
Receiving Yards: 51 vs. Michigan, 10/8/11  
Long Reception: 25 vs. Miami (Ohio), 10/10/09

### #97 • TYLER SCOTT • DE

Tackles: 7 vs. Michigan, 10/8/11  
Solo Tackles: 6 vs. Michigan, 10/8/11  
Assisted Tackles: 3 at Army, 9/17/11  
TFL: 1 (three times), last at Boston College, 9/3/11  
Forced Fumbles: 0  
Fumble Recoveries: 2 at Illinois, 10/1/11  
Pass Deflections: 1 (twice), last at Iowa, 10/15/11  
Pass Sacks: 1 at Boston College, 9/3/11

### #13 • TREVOR SIEMIAN • QB

Pass Attempts: 7 at Army, 9/17/11  
Completions: 5 at Army, 9/17/11  
Passing Yards: 105 at Army, 9/17/11  
Touchdown Passes: 1 (three times), last at Iowa, 10/15/11  
Long Pass: 62 at Army, 9/17/11  
Rushing Yards: 8 vs. Eastern Illinois, 9/17/11  
Rushing Attempts: 1 (twice), last at Army, 9/17/11  
Long Rush: 8 at Army, 9/17/11  
Rushing Touchdowns: 0  
Total Offense: 104 at Army, 9/17/11

### #4 • ADONIS SMITH • RB

Rushing Yards: 61 vs. Texas Tech, 1/1/11  
Rushing Attempts: 17 vs. Eastern Illinois, 9/10/11  
Long Run: 23 vs. Michigan, 10/8/11  
Rushing TDs: 1 (twice), last at Iowa, 10/15/11  
Receptions: 3 vs. Eastern Illinois, 9/10/11  
Receiving Yards: 24 vs. Eastern Illinois, 9/10/11

### #56 • WILL STUDIEN • LB

Tackles: 1 (twice), last vs. Eastern Illinois, 9/10/11  
Solo Tackles: 1 (twice), last vs. Eastern Illinois, 9/10/11  
Assisted Tackles: N/A

### #29 • MIKE TRUMPY • RB

Rushing Yards: 129 vs. Illinois, 11/20/10  
Rushing Attempts: 21 at Indiana, 10/30/10  
Long Run: 80 vs. Illinois, 11/20/10  
Rushing TDs: 2 vs. Illinois, 11/20/10  
Receptions: 3 (twice), last at Penn State, 11/6/10  
Long Reception: 38 at Indiana, 10/30/10  
Receiving Yards: 54 at Indiana, 10/30/10  
All Purpose Yards: 164 at Indiana, 10/30/10

### #50 • TIMMY VERNON • LB

Tackles: 1 vs. Illinois State, 9/11/10  
Solo Tackles: 1 vs. Illinois State, 9/11/10  
Assisted Tackles: N/A

### #18 • EVAN WATKINS • QB

Pass Attempts: 22 at Wisconsin, 11/27/10  
Completions: 13 at Wisconsin, 11/27/10  
Passing Yards: 135 vs. Illinois, 11/20/10  
Touchdown Passes: 1 (twice), last vs. Texas Tech, 1/1/11  
Long Pass: 32 vs. Illinois, 11/20/10  
Rushing Yards: 34 at Wisconsin, 11/27/10  
Rushing Attempts: 7 (twice), last at Wisconsin, 11/27/10  
Long Rush: 24 vs. Illinois, 11/20/10

### #42 • KEVIN WATT • DE

Tackles: 5 (twice), last vs. Penn State, 10/22/11  
Solo Tackles: 3 (four times), last vs. Penn State, 10/22/11  
Assisted Tackles: 4 vs. Miami (Ohio), 10/10/09  
Sacks: 1 at Syracuse, 9/19/09  
TFL: 1 (three times), last vs. Purdue, 10/9/10  
QB Hurry: 1 (four times), last vs. Central Michigan, 9/25/10  
Blocked Punt: 1 at Indiana, 10/30/10

### #47 • RICKY WEINA • CB

Tackles: 5 vs. Penn State, 10/31/09  
Solo Tackles: 5 vs. Penn State, 10/31/09  
Assisted Tackles: 1 vs. Indiana, 10/24/09  
PBU: 1 (twice), last vs. Penn State, 10/31/09  
Kick Blocks: 1 vs. Indiana, 10/24/09

### #49 • BRANDON WILLIAMS • P

Punts: 6 (four times), last vs. Iowa, 11/13/10  
Longest Punt: 65 at Army, 9/17/11  
Punt Average: 46.7 vs. Michigan, 10/8/11  
Punts Inside the 20: 4 at Army, 9/17/11

### #88 • QUENTIN WILLIAMS • DE

Tackles: 5 at Penn State, 11/6/10  
Solo Tackles: 2 (four times), last at Penn State, 11/6/10  
Assisted Tackles: 3 at Penn State, 11/6/10  
TFL: 1.0 (five times), last vs. Michigan, 10/8/11  
Pass Sacks: 1 at Illinois, 10/1/11  
INT: 1 (twice), last vs. Central Michigan, 9/25/10  
Pass Deflections: 1 (twice), last at Penn State, 11/6/10  
QB Hurries: 3 vs. Illinois State, 9/11/10  
Fumble Recovery: 1 at Rice, 9/18/10

## 2011 GAME-BY-GAME OFFENSIVE STATISTICS

### RUSHING

Player	No-Yds/TD	BC	EIU	ARMY	ILL	MICH	IOWA	PSU	IND	NEB	RICE	MINN	MSU
Kain Colter	82-459/6	23-71/1	15-109/3	10-57/0	6-29/0	2-28/1	12-76/0	9-51/1	5-38/0				
Jacob Schmidt	54-276/4	3-11/0	11-57/1	7-24/0	6-14/1	5-31/0	1-4/0	6-25/0	15-110/2				
Treyvon Green	61-225/3	1-3/0	14-70/1	1-1/0	17-67/0	1-7/1	5-20/0	8-11/0	14-46/1				
Adonis Smith	47-195/3	11-53/1	17-55/0	DNP-I	1-(1)/0	6-28/1	12-60/1	DNP-I	DNP				
Mike Trumphy	35-182/1	15-85/1	DNP-I	8-34/0	12-63/0	DNP-I	DNP-I	DNP-I	DNP-I				
Venric Mark	7-66/0	0-0/0	0-0/0	0-0/0	0-0/0	2-18/0	1-1/0	0-0/0	4-47/0				
Tyris Jones	14-49/0	0-0/0	7-21/0	0-0/0	0-0/0	0-0/0	0-0/0	0-0/0	7-28/0				
Dan Persa	42-34/1	DNP-I	DNP-I	DNP-I	9-(3)/0	9-(5)/0	10-(8)/0	10-9/1	4-41/0				
Jeremy Ebert	3-23/0	1-4/0	0-0/0	0-0/0	0-0/0	0-0/0	0-0/0	1-6/0	1-13/0				
Trevor Siemian	4-5/0	DNP	1-8/0	1-(1)/0	DNP	DNP	0-0/0	1-(6)/0	1-4/0				
Evan Watkins	1-2/0	DNP	1-2/0	DNP	DNP	DNP	DNP	DNP	DNP				
Charles Brown	1-(1)/0	0-0/0	0-0/0	0-0/0	0-0/0	0-0/0	0-0/0	1-(1)/0	0-0/0				
TOTALS	358-1,502/18	54-227/3	67-320/5	27-115/0	51-169/1	25-107/3	41-153/1	37-94/2	56-317/3				

### RECEIVING

Player	No-Yds/TD	BC	EIU	ARMY	ILL	MICH	IOWA	PSU	IND	NEB	RICE	MINN	MSU
Jeremy Ebert	45-569/7	4-54/0	0-0/0	6-108/2	5-76/3	11-86/0	13-107/1	5-109/0	1-29/1				
Drake Dunsmore	29-328/6	2-10/0	2-26/0	2-14/0	3-26/1	7-73/0	3-29/1	3-38/0	7-112/4				
Kain Colter	21-279/1	0-0/0	0-0/0	0-0/0	0-13/0	3-37/0	6-71/0	6-43/1	6-115/0				
Demetrius Fields	16-171/0	2-27/0	3-41/0	2-9/0	1-5/0	0-0/0	3-40/0	2-26/0	3-23-/0				
Jacob Schmidt	16-165/0	1-13/0	1-10/0	1-4/0	3-40/0	5-51/0	1-5/0	3-22/0	1-20/0				
Christian Jones	11-162/0	2-39/0	0-0/0	1-19/0	0-0/0	3-68/0	2-16/0	3-20/0	0-0/0				
Rashad Lawrence	10-109/1	3-31/0	0-0/0	4-32/0	0-0/0	0-0/0	1-35/1	2-11/0	0-0/0				
Adonis Smith	7-31/0	1-(3)/0	3-24/0	DNP-I	0-0/0	1-8/0	2-2/0	DNP-I	DNP				
Treyvon Green	7-24/0	0-0/0	1-3/0	0-0/0	0-0/0	1-4/0	2-(1)/0	3-16/0	0-0/0				
Charles Brown	5-74/0	2-26/0	0-0/0	0-0/0	0-0/0	0-0/0	2-21/0	1-27/0	0-0/0				
Drew Moulton	3-29/0	0-0/0	1-12/0	1-8/0	0-0/0	0-0/0	1-9/0	0-0/0	0-0/0				
Jack Konopka	1-6/0	0-0/0	0-0/0	0-0/0	0-0/0	0-0/0	1-6/0	0-0/0	0-0/0				
Venric Mark	1-4/0	0-0/0	0-0/0	0-0/0	0-0/0	1-4/0	0-0/0	0-0/0	0-0/0				
Tyris Jones	1-1/1	0-0/0	1-1/1	0-0/0	0-0/0	0-0/0	0-0/0	0-0/0	0-0/0				
TOTALS	155-1,653/11	17-197/0	12-117/1	17-194/2	12-160/4	32-331/0	37-342/0	28-312/1	18-299/5				

### PASSING

Dan Persa	Att	Comp	Int	Pct	Yds	TD	Lng	Sack	Yds	Kain Colter	Att	Comp	Int	Pct	Yds	TD	Lng	Sack	Yds
at Boston College			DNP-I							at Boston College	24	17	1	.708	197	0	27	2	7
Eastern Illinois			DNP-I							Eastern Illinois	13	10	0	.769	104	0	21	1	10
at Army			DNP-I							at Army	23	12	0	.522	89	1	19	2	10
at Illinois	14	10	0	.714	123	4	39	4	17	at Illinois	2	2	0	1.00	37	0	14	0	0
Michigan	44	32	1	.727	331	0	39	4	26	Michigan	0	0	0	.000	0	0	0	0	0
at Iowa	39	30	1	.769	242	1	32	3	20	at Iowa	5	3	0	.500	48	1	26	0	0
Penn State	34	26	1	.765	294	1	54	4	30	Penn State	2	2	0	1.00	18	0	10	2	28
at Indiana	20	16	0	.800	261	3	57	0	0	at Indiana	3	2	0	.667	38	2	29	0	0
at Nebraska										at Nebraska									
Rice										Rice									
Minnesota										Minnesota									
Michigan State										Michigan State									
TOTALS	151	114	3	.755	1,251	9	57	15	93	TOTALS	72	48	1	.667	531	4	29	7	45

## 2011 GAME-BY GAME DEFENSIVE STATISTICS

### GAME-BY-GAME TACKLES

	UA-AT	TT	BC	EIU	ARMY	ILL	MICH	IOWA	PSU	IND	NEB	RICE	MINN	MSU
David Nwabuisi	27-33	60	4-4	0-1	4-8	5-4	5-6	2-5	4-2	3-3				
Brian Peters	25-31	56	3-2	2-0	5-3	5-8	2-5	5-5	0-6	3-2				
Ibraheim Campbell	25-27	52	1-1	2-2	5-8	5-5	3-6	1-4	0-1	8-0				
Bryce McNaul	21-26	47	4-2	4-3	6-9	0-3	6-4	0-4	1-1	DNP-I				
Jordan Mabin	27-13	40	6-2	2-0	0-2	2-0	8-4	3-0	0-1	6-4				
Jeravin Matthews	22-11	33	3-1	5-1	7-3	3-2	1-1	0-0	1-3	2-0				
Damien Proby	20-13	33	0-0	1-0	2-3	0-3	2-0	2-0	3-3	10-4				
Vince Browne	17-8	25	2-0	4-0	5-1	1-2	2-1	0-0	1-2	2-2				
Tyler Scott	13-8	21	3-1	0-0	1-3	1-2	6-1	2-1	DNP-I	DNP-I				
Ben Johnson	9-11	20	2-2	2-0	2-4	0-2	0-0	0-0	2-2	1-1				
Chi Chi Ariguzo	7-13	20	0-0	1-2	4-5	0-2	0-2	1-1	0-0	1-1				
Jack DiNardo	10-9	19	2-0	DNP-I	DNP-I	4-2	0-1	0-2	2-2	2-2				
Collin Ellis	12-6	18	DNP-I	DNP-I	DNP-I	3-0	2-2	0-0	2-3	5-1				
Kevin Watt	5-10	15	1-1	0-2	0-2	0-0	0-1	0-0	3-2	3-0				
Demetrius Dugar	6-4	10	0-0	0-0	0-0	0-0	1-0	4-2	1-2	DNP-I				
Quentin Williams	6-4	10	0-0	1-1	0-0	2-0	1-0	0-1	1-2	1-0				
Will Hampton	7-2	9	2-0	1-1	1-0	1-1	0-0	0-0	1-0	1-0				
Mike Bolden	5-4	9	DNP-I	1-0	2-0	DNP-I	0-0	1-0	1-3	0-1				
Niko Mafuli	4-5	9	0-0	0-1	2-1	0-0	1-1	0-0	1-1	0-1				
David Arnold	6-2	8	4-0	0-0	DNP-I	DNP	DNP	1-0	1-2	DNP-I				
Hunter Bates	4-4	8	0-0	1-1	0-0	2-2	0-1	0-0	0-0	1-0				
Mike Jensen	5-0	5	0-0	0-0	0-0	0-0	0-0	0-0	2-0	3-0				
Jared Carpenter	5-0	5	DNP-I	DNP-I	DNP-1	0-0	2-0	2-0	1-0	DNP-I				
Venric Mark	4-1	5	1-0	1-0	0-0	0-0	0-1	0-0	0-0	2-0				
Charles Brown	3-1	4	1-0	0-0	0-0	0-0	1-1	0-0	0-0	1-0				
Steve Flaherty	0-4	4	0-0	0-0	0-0	0-2	0-0	0-1	0-1	0-0				
Jacob Schmidt	2-1	3	1-0	0-0	1-0	0-0	0-0	0-0	0-1	0-0				
Jimmy Hall	2-0	2	1-0	1-0	0-0	0-0	0-0	0-0	0-0	0-0				
Brian Arnfelt	0-2	2	DNP-I	DNP-I	DNP-I	DNP-I	0-0	0-0	0-1	0-1				
Ricky Weina	1-1	2	1-0	0-1	0-0	0-0	DNP	0-0	0-0	0-0				
Davion Fleming	1-1	2	0-0	1-1	0-0	0-0	0-0	0-0	0-0	0-0				
Daniel Jones	1-0	1	0-0	0-0	0-0	1-0	0-0	0-0	0-0	0-0				
Brandon Vitabile	1-0	1	1-0	0-0	0-0	0-0	0-0	0-0	0-0	0-0				
Will Studlien	1-0	1	DNP	1-0	DNP	DNP	DNP	DNP	DNP	DNP				
Tim Riley	0-1	1	0-0	0-1	0-0	0-0	0-0	0-0	0-0	0-0				
Patrick Ward	0-1	1	0-0	0-0	0-0	0-0	0-0	0-0	0-1	0-0				
C.J. Bryant	0-1	1	DNP	0-0	DNP	DNP	0-0	DNP	DNP	0-1				
Totals	304-258	562	43-16	31-18	47-52	35-40	43-38	25-26	28-42	53-26				

### PUNTING

Brandon Williams	No.	Yds	Avg	Long	TB	FC	I20	Blkd
at Boston College	5	225	45.0	56	1	1	0	0
Eastern Illinois	2	56	28.0	42	1	0	0	0
at Army	7	269	38.4	65	1	1	4	0
at Illinois	6	204	34.0	65	0	2	1	0
Michigan	3	140	46.7	47	0	0	0	0
at Iowa	4	139	34.8	50	1	1	0	0
Penn State	5	188	37.6	46	2	2	1	0
at Indiana	1	37	37.0	37	0	0	0	0
at Nebraska								
Rice								
Minnesota								
Michigan State								
Team Totals	33	1,258	38.1	65	6	7	6	0
Opponents	29	1,106	38.1	53	5	6	6	0



## 2011 GAME-BY-GAME STARTERS AND SEASON SUPERLATIVES

### OFFENSE

Opponent	WR	WR/SB	LT	LG	C	RG	RT	WR	WR	QB	RB
at Boston College	Ebert	Dunsmore	Netter	Mulroe	Vitabile	Burkett	Ward	Lawrence	Fields	Colter	Schmidt
Eastern Illinois	Ebert	Brown	Netter	Mulroe	Vitabile	Burkett	Ward	Lawrence	Fields	Colter	Schmidt
at Army	Ebert	Dunsmore	Netter	Mulroe	Vitabile	Burkett	Ward	Lawrence	Fields	Colter	Schmidt
at Illinois	Ebert	Dunsmore	Netter	Mulroe	Vitabile	Burkett	Ward	Lawrence	Fields	Persa	Trumpy
Michigan	Ebert	Brown	Netter	Mulroe	Vitabile	Burkett	Ward	Lawrence	Fields	Persa	Schmidt
at Iowa	Ebert	Dunsmore	Netter	Mulroe	Vitabile	Burkett	Ward	C. Jones	Colter	Persa	Schmidt
Penn State	Ebert	Dunsmore	Netter	Mulroe	Vitabile	Burkett	Ward	C. Jones	Fields	Persa	Schmidt
at Indiana	Ebert	Dunsmore	Netter	Mulroe	Vitabile	Burkett	Ward	C. Jones	Colter	Persa	Schmidt
at Nebraska											
Rice											
Minnesota											
Michigan State											

### DEFENSE

Opponent	LE	DT	DT/LB	DE	OLB	MLB	OLB	CB	S	S	CB
at Boston College	Scott	Mafuli	DiNardo	Browne	McNaul	Nwabuisi	B. Johnson	Matthews	Peters	Campbell	Mabin
Eastern Illinois	Scott	Mafuli	Hampton	Browne	McNaul	Nwabuisi	B. Johnson	Matthews	Peters	Campbell	Mabin
at Army	Scott	Mafuli	Ariguzo	Browne	McNaul	Nwabuisi	B. Johnson	Matthews	Peters	Campbell	Mabin
at Illinois	Scott	Mafuli	DiNardo	Browne	McNaul	Nwabuisi	Ellis	Matthews	Peters	Campbell	Mabin
Michigan	Scott	Mafuli	DiNardo	Browne	McNaul	Nwabuisi	Ellis	Matthews	Peters	Campbell	Mabin
at Iowa	Scott	Mafuli	DiNardo	Browne	McNaul	Nwabuisi	Ellis	Dugar	Peters	Campbell	Mabin
Penn State	Watt	Mafuli	DiNardo	Q. Williams	Ariguzo	Proby	Ellis	Dugar	Peters	Arnold	Mabin
at Indiana	Watt	Mafuli	DiNardo	Q. Williams	Nwabuisi	Proby	Ellis	Matthews	Peters	Campbell	Mabin
at Nebraska											
Rice											
Minnesota											
Michigan State											

### NU/OPPONENT GAME HIGHS


Category	Northwestern	Opponent
Points .....	59 vs. Indiana.....	42 by Michigan
First Downs .....	30 vs. Indiana .....	28 by Indiana
Rushing Attempts .....	67 vs. Eastern Illinois .....	75 by Army
Rushing Yards.....	320 vs. Eastern Illinois .....	381 by Army
Rushing Average.....	5.7 vs. Indiana.....	6.5 by Indiana
Passing Completions.....	32 vs. Michigan.....	24 by Boston College
Passing Attempts.....	44 vs. Michigan.....	44 by Boston College
Passing Yards .....	342 vs. Iowa.....	391 by Illinois
TD Passes.....	5 vs. Indiana .....	3 by Illinois

Category	Northwestern	Opponent
Total Plays.....	92 vs. Iowa .....	82 by Army
Total Yards.....	616 vs. Indiana.....	541 by Michigan
Sacks by.....	4-25 vs. Illinois.....	7-64 by Penn State
Turnovers forced.....	3 (twice) vs. Ill. & Michigan .....	2 by Michigan
Penalties.....	7 vs. Army.....	9 by Indiana
Penalty Yards .....	60 vs. Army .....	148 by Indiana
Interceptions by.....	3 vs. Michigan .....	1 (4 times) last by Penn St.
TD Rushes.....	5 vs. Eastern Illinois.....	4 by Michigan & Indiana

### NU/INDIVIDUAL GAME HIGHS

Category	Northwestern	Opponent
Points .....	24, Drake Dunsmore (Indiana) .....	18, Trent Steelman (Army) & A.J. Jenkins (Illinois)
Rushing Attempts .....	23, Kain Colter (Boston College) .....	28, Trent Steelman (Army)
Rushing Yards .....	110, Jacob Schmidt (Indiana) .....	164, Silas Redd (Penn State)
Long Rush.....	46, Kain Colter (Penn State) .....	76, Jimmy Lera (Eastern Illinois)
Passing Completions.....	32, Dan Persa (Michigan) .....	24, Chase Rettig (Boston College)
Passing Attempts.....	44, Dan Persa (Michigan) .....	44, Chase Rettig (Boston College)
Passing Yards .....	331, Dan Persa (Michigan) .....	391, Nathan Scheelhaase (Illinois)
Long Pass.....	62, Trevor Siemian (Army) .....	72, Jimmy Garoppolo (Eastern Illinois)
Receptions.....	13, Jeremy Ebert (Iowa) .....	12, A.J. Jenkins (Illinois)
Receiving Yards.....	115, Kain Colter (Indiana) .....	268, A.J. Jenkins (Illinois)

## 2011 GAME-BY-GAME RECAPS • GAME ONE: BOSTON COLLEGE



**SEPT. 3, 2011**  
**AT ALUMNI STADIUM**  
**ATTENDANCE: 37,561**

**NORTHWESTERN 24**  
**BOSTON COLLEGE 17**

Back-to-back 80-yard touchdown drives on either side of halftime vaulted Northwestern to a 24-17 road victory over Boston College in its 2011 debut in Chestnut Hill, Mass. NU used a balanced attack with 197 passing yards and 227 yards on the ground on its way to winning its seventh-straight season opener.

Boston College wasted no time seizing momentum, bursting out of the gates with a 69-yard run by Andre Williams down to NU's 4-yard line on the first play from scrimmage. Northwestern's defense regrouped at the other end, however, stopping the Eagles on three straight plays to force a BC field goal.

With senior Dan Persa sidelined for the game while still recovering from his ruptured Achilles tendon, Kain Colter received the start under center. On NU's second possession, Colter moved the 'Cats into field goal range. Sophomore Jeff Budzien came on to convert his first career

field goal attempt, putting it through the uprights from 43 yards to even the score.

With only 3:25 left before halftime, Northwestern found its groove offensively. Colter completed four straight passes while contributing to 35 NU rushing yards on the ground, including Colter's three-yard dart into the end zone to even things up at 10. That put the finishing touches on an 80-yard drive that lasted just 2:47. It turned out to be a preview of NU's opening drive of the second half, on which the 'Cats' racked up 73 yards on the ground highlighted a Mike Trumpy 34-yard dash off a misdirection. NU stayed with Trumpy to finish the drive as his 5-yard scamper gave Northwestern its first lead at 17-10. That remained the score into the fourth, where the Eagles came up scoreless on a second missed field goal attempt by Freese, this one from 40 yards. Northwestern made the most of the change of possession, as Colter struck for a 27-yard pass play down the sideline to Christian Jones. The 'Cats made their way down to the 1 for first and goal, and Adonis Smith easily trotted in on the option to open a two-touchdown advantage for the 'Cats.

BC responded with a 2-yard TD run by Williams on its next drive to cut its deficit to seven. The Eagles would get one last shot, driving to NU's 18-yard-line with 14 seconds remaining in the game, but a false start penalty and a Vince Browne QB tackle on the final play sealed the win.

### SCORING SUMMARY

NORTHWESTERN	3	7	7	7	—	24
BOSTON COLLEGE	3	7	0	7	—	17

**First Quarter:** 12:49 BC—Freese 19 FG; 7:01 NU—Budzien 43 FG  
**Second Quarter:** 8:03 BC—Williams 6 run (Freese kick); 0:38 NU—Colter 3 run (Budzien kick)  
**Third Quarter:** 11:53 NU—Trumpy 5 run (Budzien kick)  
**Fourth Quarter:** 9:24 NU—Smith 1 run (Budzien kick); 6:00 BC—Williams 1 run (Freese kick)

### GAME STATISTICS

NU	BC
21..... First Downs .....	20
54..... Rushing Attempts.....	30
247..... Yards Gained Rushing.....	134
20..... Yards Lost Rushing.....	30
227..... Net Yards Rushing.....	104
197..... Net Yards Passing.....	351
24..... Passes Attempted.....	44
17..... Passes Completed .....	24
1..... Had Intercepted .....	1
78..... Total Offensive Plays.....	74
424..... Total Net Yards .....	455
1-0..... Fumbles-Lost.....	0-0
4-26..... Penalties-Yards .....	5-35
1-0-0..... Interceptions-Yards-TD .....	1-23-0
5-225..... Punts-Yards.....	4-139
45.0..... Avg. Yard/Punt .....	34.8
0-0-0..... Punt Return-Yards-TD .....	1-2-0
2-46-0..... Kickoff Return-Yards-TD .....	3-67-0
28:58..... Possession Time.....	31:02
6/15..... Third-Down Conversions.....	8/17
3-21..... Sacks By-Yards.....	2-7

#### RUSHING:

NU—Trumpy 15-85  
 BC—Williams 22-114

#### INDIVIDUAL LEADERS

##### PASSING:

NU—Colter 17-24-197-0  
 BC—Rettig 24-44-375-0


##### RECEIVING:

NU—Ebert 4-54  
 BC—Momah 8-157





## 2011 GAME-BY-GAME RECAPS • GAME TWO: EASTERN ILLINOIS



**SEPT. 10, 2011**  
**AT RYAN FIELD**  
**ATTENDANCE: 28,042**

**EASTERN ILLINOIS**  
**NORTHWESTERN**

**21**  
**42**

Northwestern turned a pair of first-quarter Eastern Illinois turnovers into touchdowns and never looked back as the Wildcats posted a 42-21 win in their home-opener at Ryan Field. NU quarterback Kain Colter, who finished with a career- and game-high 109 rushing yards, was one of four players to rush for 55 or more yards in the game. In all, NU rushed 67 times for 320 yards. The 67 carries were the most by Northwestern since the 'Cats rushed 70 times against Illinois on Nov. 22, 2003. Besides Colter, Treyvon Green (70), Jacob Schmidt (57) and Adonis Smith (55) also eclipsed 50 rushing yards in the contest.

The Wildcats pounced on the Panthers right out of the gate. Eastern Illinois received the opening kickoff, but Bryce McNaul picked off EIU quarterback Jimmy Garoppolo on the fourth play of the game, giving the Wildcats the ball at the Panthers' 42 yard line.

Five plays later, Colter and the Wildcats were on the board as the NU quarterback scored his first of three TD's on the day from 5 yards out. Eastern Illinois drove down the field on the ensuing drive and faced a 3rd-and-1 from the Northwestern 26, but consecutive fumbles helped the Wildcats take over on downs.

A 16-yard run by Colter and a 21-yard completion from Colter to Drake Dunsmore on the Wildcats' next possession highlighted an eight-play, 65-yard drive capped by a one-yard rush by Schmidt that increased NU's lead to 14-0 with 3:41 left in the opening quarter. After EIU cut the deficit to 14-7, it took the Wildcats just three minutes to get their 14-point lead back. On Northwestern's seven-play drive, Colter had an 11-yard completion to Demetrius Fields and rushed five times for 35 yards, capped by a four-yard rush for his second score of the game. A quick three-and-out helped NU get the ball back at the EIU 47 with 2:13 left in the opening half. Green, a true freshman, finished the drive off with a two-yard TD run, the first of his career, with 31 seconds remaining in the stanza for a 28-7 halftime lead.

### SCORING SUMMARY

EASTERN ILLINOIS	0	7	7	7	—	21
NORTHWESTERN	14	14	7	7	—	42

**First Quarter:** 11:52 NU—Colter 5 run (Budzien kick); 3:41 NU—Schmidt 1 run (Budzien kick).  
**Second Quarter:** 7:42 EIU—Whittaker 72 pass from Garoppolo (Berra kick); 4:43 NU—Colter 4 run (Budzien kick); 0:31 NU—Green 2 run (Budzien kick).  
**Third Quarter:** 9:34 NU—Colter 8 run (Budzien kick); 0:34 EIU—Woodson 2 run (Berra kick).  
**Fourth Quarter:** 11:01 NU—Tyris Jones 1 pass from Siemian (Budzien kick); 0:07 EIU—Duncan 3 run (Berra kick).

### GAME STATISTICS

EIU	NU
13	27
26	First Downs
153	Rushing Attempts
21	Yards Gained Rushing
132	Yards Lost Rushing
209	Net Yards Rushing
25	Net Yards Passing
14	Passes Attempted
1	Passes Completed
51	Had Intercepted
341	Total Offensive Plays
2-1	Total Net Yards
6-41	Fumbles-Lost
0-0-0	Penalties-Yards
4-152	Interceptions-Yards-TD
38.0	Punts-Yards
0-0-0	Avg. Yard/Punt
6-115-0	Punt Return-Yards-TD
23:38	Kickoff Return-Yards-TD
4/10	Possession Time
	Third-Down Conversions

### INDIVIDUAL LEADERS

**RUSHING:**  
 EIU—Lera 3-78  
 NU—Colter 15-109


**PASSING:**  
 EIU—Garoppolo 14-25-209-1  
 NU—Colter 10-13-104-0

**RECEIVING:**  
 EIU—Ricks 3-30  
 NU—Fields 3-41





## 2011 GAME-BY-GAME RECAPS - GAME THREE: ARMY



**SEPT. 17, 2011**  
**AT MICHIE STADIUM**  
**ATTENDANCE: 35,784**

**NORTHWESTERN**  
**ARMY**

**14**  
**21**

Redshirt freshman quarterback Trevor Siemian came on to engineer a game-tying touchdown drive midway through the fourth quarter, but Army got a late score to earn a 21-14 victory and hand the Wildcats their first loss of the season.

Army looked poised to go ahead by two scores midway through the fourth quarter, putting together a 14-play, 81-yard drive down to the Northwestern 8-yard line. But Alex Carlton suffered his second missed field goal of the day, leaving the door ajar for the Wildcats. Siemian took over under center for Northwestern on its ensuing drive and quickly went to work, hitting Drake Dunsmore and Rashad Lawrence on back-to-back plays for a first down. On the next play, Siemian found Jeremy Ebert open over the middle with room to run. Ebert sprinted the rest of the 62 yards to paydirt to tie the score.

However, the Black Knights answered right back as quarterback Trent Steelman capped a quick nine-play drive with a one-yard plunge to post the decisive score with 2:49 remaining. NU had an opportunity to tie the game as it started its next drive at its own 40 following a kickoff that went out of bounds. The 'Cats got to the Army 33 with just over a minute left, but Siemian's pass on fourth-and-1 was incomplete and the Golden Knights were able to run out the clock.

The loss was just the second for the Wildcats in their last 16 regular-season non-conference games.

Ebert also tallied NU's first touchdown when he made a spectacular play, leaping to catch a 14-yard pass in the back of the end zone. That score tied the game at 7-7 midway through the second quarter. Ebert finished the game with 108 receiving yards on six receptions. Siemian completed 5-of-7 passes for a game- and career-high 105 yards. Defensively, four Wildcats posted double-figure tackles as Bryce McNaul (15), Ibraheem Campbell (13), Nwabuisi (12) and Matthews (10) all notched career-high totals in stops.



### SCORING SUMMARY

NORTHWESTERN	0	7	0	7	—	14
ARMY	7	0	7	7	—	21

**First Quarter:** 3:49 ARMY—Stelman 17 run (Carlton kick).

**Second Quarter:** 5:23 NU—Ebert 14 pass from Colter (Budzien kick).

**Third Quarter:** 10:43 ARMY—Stelman 1 run (Carlton kick).

**Fourth Quarter:** 6:03 NU—Ebert 62 pass from Siemian (Budzien kick); 2:49 ARMY—Stelman 1 run (Carlton kick).

### GAME STATISTICS

NU	ARMY
14.....	First Downs.....24
27.....	Rushing Attempts.....75
127.....	Yards Gained Rushing.....395
12.....	Yards Lost Rushing.....14
115.....	Net Yards Rushing.....381
194.....	Net Yards Passing.....6
30.....	Passes Attempted.....7
17.....	Passes Completed.....1
0.....	Had Intercepted.....0
57.....	Total Offensive Plays.....75
309.....	Total Net Yards.....82
0-0.....	Fumbles-Lost.....2-1
7-60.....	Penalties-Yards.....2-10
0-0-0.....	Interceptions-Yards-TD.....0-0-0
7-269.....	Punts-Yards.....4-149
38.4.....	Avg. Yard/Punt.....37.2
1-17-0.....	Punt Return-Yards-TD.....1-0-0
3-65-0.....	Kickoff Return-Yards-TD.....3-50-0
19:41.....	Possession Time.....40:19
3/12.....	Third-Down Conversions.....7/16
1-11.....	Sacks By-Yards.....3-11

#### RUSHING:

NU—Colter 10-57

ARMY—Stelman 28-108

#### INDIVIDUAL LEADERS

##### PASSING:

NU—Siemian 5-7-105-1

Colter 12-23-89-1

ARMY—Stelman 1-7-6-0

##### RECEIVING:

NU—Ebert 6-108-2

ARMY—McFarlin 1-6



## 2011 GAME-BY-GAME RECAPS • GAME FOUR: ILLINOIS



**OCT. 1, 2011**  
**AT MEMORIAL STADIUM**  
**ATTENDANCE: 53,243**

**NORTHWESTERN**  
**ILLINOIS**

**35**  
**38**

Illinois scored the game-winning touchdown with 13 seconds remaining in the contest Saturday to defeat Northwestern, 38-35, following a pair of fourth-quarter comebacks from each team in a wild Big Ten opener.

Illinois came back from 18 points down midway through the third quarter to take a 31-28 lead with 6:53 remaining in the game. A late Illini fumble gave NU the opportunity to re-gain the lead, 35-31, on a 6-yard Jacob Schmidt scamper with 1:15 to play, but the home team drove 69 yards in 1:02 to get the final score. Senior Dan Persa made his first start of the season after suffering an Achilles tendon rupture against Iowa in 2010, recording a career-high four passing touchdowns to move into a tie for 10th on Northwestern's career list. He was hurt later in the game and did not

play on NU's final three drives. Senior receiver Jeremy Ebert also had a big day with a career-high three TD catches to move into third all-time at NU with 15.

Northwestern notched three TFL's on the game's first series—including sacks on second and third down—but the Illini offense managed to sustain a drive its next time on the field. Illinois moved the ball inside the Northwestern 5-yard line, aided by back-to-back Wildcat penalties. But on second down, great secondary coverage by NU forced an ill-advised pass by Nathan Scheelhaase that was intercepted by Brian Peters. But the Illini took advantage of good starting field position on its next drive, getting on the scoreboard first when Scheelhaase hit A.J. Jenkins on a crossing pattern for a 14-yard scoring play with 2:28 to go in the first quarter.

NU responded by going to work against the nation's fifth-best rushing defense, picking up 48 ground yards on its ensuing drive to get inside the red zone. Persa then finished the deal when his play-action fake set up an easy six-yard touchdown pass to senior Drake Dunsmore. NU finished the contest with 169 rushing yards.

### SCORING SUMMARY

NORTHWESTERN	0	14	14	7	—	35
ILLINOIS	7	3	7	21	—	38

**First Quarter:** 2:28 ILL—Jenkins 14 pass from Scheelhaase (Dimke kick).

**Second Quarter:** 12:31 NU—Dunsmore 6 pass from Persa (Budzien kick); 0:00 ILL—Dimke 49 FG.

**Third Quarter:** 11:42 NU—Ebert 39 pass from Persa (Budzien kick); 7:11 NU—Ebert 4 pass from Persa; 3:51 ILL—Jenkins 33 pass from Scheelhaase (Dimke kick).

**Fourth Quarter:** 14:53 ILL—Jenkins 50 pass from Scheelhaase (rush failed); 6:53 ILL—Young 1 run (Harris pass from Scheelhaase); 1:15 NU—Schmidt 6 run (Budzien kick); 0:13 ILL—Scheelhaase 1 run (Dimke kick).

### GAME STATISTICS

NU	ILL
20	23
51	38
193	118
24	36
169	82
160	391
16	32
12	21
0	1
67	70
329	473
1-1	2-2
4-48	8-70
1-0-0	0-0-0
6-204	4-144
34.0	36.0
1-28-0	0-0-0
4-49-0	6-72-0
30:29	29:31
5/13	7/13
4-25	4-17

### INDIVIDUAL LEADERS

**RUSHING:**  
 NU—Green 17-67  
 ILL—Scheelhaase 20-35


**PASSING:**  
 NU—Persa 10-14-123-4  
 ILL—Scheelhaase 21-32-391-3

**RECEIVING:**  
 NU—Ebert 5-76  
 ILL—Jenkins 12-268





## 2011 GAME-BY-GAME RECAPS - GAME FIVE: MICHIGAN



**OCT. 8, 2011**  
**AT RYAN FIELD**  
**ATTENDANCE: 47,330**

**MICHIGAN 42**  
**NORTHWESTERN 24**

Northwestern recorded three first-half interceptions and led 24-14 at the break, but couldn't hold off 12th-ranked Michigan in front of a sold-out crowd at Ryan Field.

After Michigan scored on its opening possession, the Wildcats gained control of the first half by scoring 24 of the game's next 31 points. Kain Colter, playing as a wide receiver/slotback much of the game, scored on a 15-yard run to tie the game at 7-7. Ibraheem Campbell then came up with the first of two first-half interceptions and the Wildcats turned that takeaway into seven points when Treyvon Green scored on a 7-yard scamper late in the first quarter.

Following a Michigan touchdown with 4:13 left in the first half, Northwestern responded with a 7-play, 82-yard scoring drive that was capped

by a 2-yard TD run by Adonis Smith. NU then used an interception by Brian Peters in the closing minutes of the first half to help set up Jeff Budzien's 20-yard field goal with no time remaining on the clock. That score sent the Wildcats to the locker room with a 24-14 lead.

In the second half, the Wildcats suffered just their third and fourth turnovers of the season, and the mistakes proved costly as Michigan outscored Northwestern 28-0 to remain unbeaten through six games.

Quarterback Dan Persa threw for a career-high 331 yards by completing a personal-best-tying 32 passes (44 attempts).



### SCORING SUMMARY

<b>MICHIGAN</b>	7	7	14	14	—	<b>42</b>
<b>NORTHWESTERN</b>	14	10	0	0	—	<b>24</b>

**First Quarter:** 10:55 UM—Watson 9 pass from Robinson (Gibbons kick); 8:50 NU—Colter 15 run (Budzien kick); 4:10 NU—Green 7 run (Budzien kick).

**Second Quarter:** 4:13 UM—Gallon 25 pass from Robinson (Gibbons kick); 2:21 NU—Smith 2 run (Gibbons kick); 0:00 NU—Budzien 20 FG.

**Third Quarter:** 10:52 UM—Robinson 2 run (Gibbons kick); 2:58 UM—Gardner 1 run (Gibbons kick).

**Fourth Quarter:** 14:55 UM—Shaw 2 run (Gibbons kick); 2:19 UM—Robinson 5 run (Gibbons kick).

### GAME STATISTICS


UM	NU
23	26
50	25
196	134
17	27
179	107
362	331
28	45
19	32
3	1
78	70
541	438
0-0	1-1
5-65	5-51
1-0-0	3-67-0
1-38	3-140
38.0	46.7
0-0-0	1-20-0
3-56-0	3-48-0
37:57	22:03
14/17	4/11
4-26	0-0

### INDIVIDUAL LEADERS

<b>RUSHING:</b>	<b>PASSING:</b>	<b>RECEIVING:</b>
UM—Robinson 25-117	UM—Robinson 17-26-337-2	UM—Hemingway 5-124
NU—Schmidt 5-31	NU—32-44-331-0	NU—Ebert 11-86



## 2011 GAME-BY-GAME RECAPS • GAME SIX: IOWA



**OCT. 15, 2011**  
**AT KINNICK STADIUM**  
**ATTENDANCE: 70,585**

**NORTHWESTERN**  
**IOWA**

**31**  
**41**

Northwestern bounced back from an early 17-0 deficit in a Big Ten road test at Iowa, tying the score in the third quarter before ultimately dropping a 41-31 outcome to the Hawkeyes under the lights in Iowa City. Senior receiver Jeremy Ebert set a career best with 13 receptions on the evening, totaling 107 receiving yards with one touchdown.

Northwestern moved the ball well all game, picking up 29 first downs compared to 17 by Iowa and converting 16-of-22 third-down tries. NU had season highs for yards (495), first downs (29) and passing yards (342).

After falling behind 17-0, the Wildcats came storming back in the second and third quarters to tie the contest at 17-17. Quarterback Dan Persa found Ebert cutting down the seam for a six-yard

touchdown completion to get NU on the scoreboard. Northwestern wasted no time narrowing its deficit after halftime, continuing its success on third-down conversions and sustaining a drive that took them down to first-and-goal on the 4-yard line. Kain Colter pitched to Smith on the option for a touchdown and suddenly the Wildcats trailed by just three, 17-14, with over nine minutes to go in the third.

The 'Cats forced a three-and-out and pieced together another stellar drive, this time a nine-play series that resulted in a career-long 47-yard field goal by Jeff Budzien, knotting the score at 17 apiece.

Unfortunately for the Wildcats, they could not carry the momentum into the final quarter and the Hawkeyes scored on four straight possessions to pull away and post their first win over NU at Kinnick Stadium since 2002. Colter finished the game with a team-high 76 rushing yards, 71 receiving yards and 48 passing yards. Persa completed 30-of-39 passes for 242 yards and a touchdown.

### SCORING SUMMARY

NORTHWESTERN	0	7	10	14	—	31
IOWA	10	7	0	24	—	41

**First Quarter:** 11:17 IOWA—Meyer 27 FG; 4:08 IOWA—Miller 98 interception return (Meyer kick).

**Second Quarter:** 9:34 IOWA—Davis 47 pass from Vandenberg (Meyer kick); NU 3:54—Ebert 6 pass from Persa (Budzien kick).

**Third Quarter:** 9:06 NU—Smith 4 run (Budzien kick); 4:19 NU—Budzien 47 FG.

**Fourth Quarter:** 13:55 IOWA—Coker 1 run (Meyer kick); 8:51 IOWA—McNutt 35 pass from Vandenberg; 6:49 IOWA—Meyer 40 FG; 4:50 NU—Dunsmore 18 pass from Colter (Budzien kick); 3:56 IOWA—Coker 1 run (Meyer kick); 2:34 NU—Lawrence 35 pass from Siemian (Budzien kick).

### GAME STATISTICS

NU	IOWA
29	17
41	28
184	161
31	6
153	155
342	224
51	22
37	14
1	1
92	50
495	379
2-1	0-0
5-31	4-40
1-0-0	1-98-1
4-139	3-120
34.8	40.0
1-(1)-0	0-0-0
7-142-0	4-89-0
38:23	21:37
16/22	1/7
0-0	3-20

#### RUSHING:

NU—Colter 12-76  
IOWA—Coker 22-124

#### INDIVIDUAL LEADERS

##### PASSING:

NU—Persa 30-39-242-1  
IOWA—Vandenberg 14-22-224-2


##### RECEIVING:

NU—Ebert 13-107  
IOWA—McNutt 6-87





## 2011 GAME-BY-GAME RECAPS - GAME SEVEN: PENN STATE



**OCT. 22, 2011**  
**AT RYAN FIELD**  
**ATTENDANCE: 40,004**

**PENN STATE**  
**NORTHWESTERN**

**34**  
**24**

It was a tale of two halves in Northwestern's annual homecoming game against Penn State. The 'Cats racked up 281 yards and 24 points in the first half but were shut out in the second despite putting up a fierce battle as Northwestern fell to Penn State. Northwestern totaled 406 yards in the game as quarterback Dan Persa finished 26-of-34 passing for 294 yards. Jeremy Ebert accounted for 109 yards on five receptions, including a 54-yard catch in the second quarter.

The Wildcats' special teams were opportunistic from the start as Mike Jensen forced a fumble on the game's opening kickoff that was recovered by Jeravin Matthews, giving NU the ball on the Penn State 34-yard line. Persa completed a seven-play drive by sneaking it into the end zone from less than a yard out on fourth down to help give

Northwestern an early 7-0 lead. Following two back-to-back touchdowns by the guests, Northwestern knotted the game at 14-14 late in the first quarter on a Persa to Kain Colter 12-yard TD toss. It was the first TD reception of Colter's career. After a 37-yard field goal gave Penn State the lead again at 17-14, Northwestern went in front 21-17 on Colter's 4-yard TD run with 8:43 left in the second quarter. The two teams then exchanged a pair of field goals, and NU led 24-20 with 47 seconds left in the half. Penn State, however, executed its two-minute offense to perfection and regained the lead for good on Stephfon Green's 1-yard scoring run with seven seconds left in the half.

The Wildcats started the second half on offense and marched 62 yards to the Penn State 22-yard line. On a first-and-10 play, a Nittany Lion defender tipped a Persa pass at the line of scrimmage and the ball deflected into Gerald Hodges' hands, who then raced 63 yards to the NU 19. Silas Redd then scored on the next play, which turned a potential NU lead into a 10-point deficit. From that point on, neither team would score another point.

### SCORING SUMMARY

<b>PENN STATE</b>	14	13	7	0	—	34
<b>NORTHWESTERN</b>	14	10	0	0	—	24

**First Quarter:** 12:17 NU—Persa 1 run (Budzien kick); 8:44 PSU—Brown 4 pass from McGloin (Fera kick); 5:51 PSU—Smith 45 pass from McGloin (Fera kick); 1:54 NU—Colter 12 pass from Persa (Budzien kick).

**Second Quarter:** 12:26 PSU—Fera 37 FG; 8:43 NU—Colter 4 run (Budzien kick); 4:01 PSU—Fera 33 FG; 0:47 NU—Budzien 25 FG; 0:07 PSU—Green 1 run (Fera kick).

**Third Quarter:** 11:39 PSU—Redd 19 run (Fera kick).

### GAME STATISTICS

PSU	NU
20.....	First Downs.....23
38.....	Rushing Attempts.....37
225.....	Yards Gained Rushing.....161
28.....	Yards Lost Rushing.....67
197.....	Net Yards Rushing.....94
192.....	Net Yards Passing.....312
27.....	Passes Attempted.....39
17.....	Passes Completed.....28
0.....	Had Intercepted.....1
65.....	Total Offensive Plays.....76
389.....	Total Net Yards.....406
3-1.....	Fumbles-Lost.....0-0
4-38.....	Penalties-Yards.....3-20
1-63-0.....	Interceptions-Yards-TD.....0-0-0
4-150.....	Punts-Yards.....5-188
37.5.....	Avg. Yard/Punt.....37.6
1-0-0.....	Punt Return-Yards-TD.....0-0-0
5-140-0.....	Kickoff Return-Yards-TD.....4-71-0
27:36.....	Possession Time.....32:24
5/13.....	Third-Down Conversions.....7/15
7-64.....	Sacks By-Yards.....1-12

#### RUSHING:

PSU—Redd 18-164  
 NU—Colter 9-51

#### INDIVIDUAL LEADERS

##### PASSING:

PSU—McGloin 17-26-192-2  
 NU—Persa 26-34-294-1


##### RECEIVING:

PSU—Smith 6-110  
 NU—Ebert 5-109





## 2011 GAME-BY-GAME RECAPS • GAME EIGHT: INDIANA



**OCT. 29, 2011**  
**AT MEMORIAL STADIUM**  
**ATTENDANCE: 39,239**

**NORTHWESTERN**  
**INDIANA**

**59**  
**38**

After a first half shootout in which Northwestern and Indiana combined for 59 points and nearly 700 yards of total offense, the Wildcats closed out a 59-38 victory over the Hoosiers at Memorial Stadium in Bloomington. Senior superback Drake Dunsmore enjoyed a record-setting day, establishing Northwestern standards for single-game touchdown catches (4) and career receiving yards by an NU tight end (1,373). He also tied the Memorial Stadium record for TD receptions by a single player.

As a team the Wildcats tied a school record by throwing for five TD's—three by Dan Persa and two by Kain Colter—and racked up 616 yards of total offense. Jacob Schmidt also secured his first career 100-yard rushing game, finishing with 110 yards on the ground and two rushing scores.

After scoring a field goal on its opening drive to make the score 7-3 in favor of the Hoosiers, Northwestern went to work, scoring touchdowns on eight of its next nine possessions. The only drive they didn't score came on the final first-half drive when they took a knee to run out the clock.

Brian Peters' 10th career interception helped NU take the lead for good at 10-7. Five plays following Peters' pick, Colter dropped back and lofted a pass to Jeremy Ebert, who made an over-the-shoulder catch to give the Wildcats the 3-point lead less than seven minutes into the game. NU was just getting started, quickly marching down the field on its next possession thanks to big completions to Dunsmore and Jacob Schmidt. Treyvon Green completed the series with a 1-yard plunge into the end zone, giving NU a 17-7 advantage late in the first. The hits kept coming for Northwestern, which scored for the fourth-consecutive drive when Persa faked a screen pass and instead found Dunsmore all alone in the corner of the end zone.

### SCORING SUMMARY

NORTHWESTERN	17	21	14	7	—	59
INDIANA	7	14	10	7	—	38

**First Quarter:** 12:30 IU—Roberson 12 run (Ewald kick); 11:16 NU—Budzien 37 FG; 8:19 NU—Ebert 29 pass from Colter; 1:58 NU—Green 1 run (Budzien kick).

**Second Quarter:** 14:26 NU—Dunsmore 22 pass from Persa (Budzien kick); 12:13 IU—Roberts 26 run (Ewald kick); 8:25 NU—Dunsmore 10 pass from Persa (Budzien kick); 5:46 IU—Wilson 26 pass from Roberson (Ewald kick); 1:46 NU—Dunsmore 6 pass from Persa (Budzien kick).

**Third Quarter:** 13:17 NU—Dunsmore 9 pass from Colter (Budzien kick); 10:20 IU—Houston 15 run (Ewald kick); 8:21 NU—Schmidt 3 run (Budzien kick); 3:57 IU—Ewald 38 FG.

**Fourth Quarter:** 14:57 NU—Schmidt 2 run (Budzien kick); 9:08 IU—Houston 2 run (Ewald kick).

### GAME STATISTICS

NU	IND
30..... First Downs .....	28
56..... Rushing Attempts.....	49
330..... Yards Gained Rushing.....	325
13..... Yards Lost Rushing.....	6
317..... Net Yards Rushing.....	319
299..... Net Yards Passing.....	169
23..... Passes Attempted.....	26
18..... Passes Completed.....	14
0..... Had Intercepted.....	1
79..... Total Offensive Plays.....	75
616..... Total Net Yards.....	488
1-1..... Fumbles-Lost.....	0-0
4-29..... Penalties-Yards.....	9-148
1-2-0..... Interceptions-Yards-TD.....	0-0-0
1-37..... Punts-Yards.....	5-190
37.0..... Avg. Yard/Punt.....	38.0
1-6..... Punt Return-Yards-TD.....	0-0
3-67-0..... Kickoff Return-Yards-TD.....	9-142-0
33:53..... Possession Time.....	26:07
6/10..... Third-Down Conversions.....	8/15
2-6..... Sacks By-Yards.....	0-0

### INDIVIDUAL LEADERS

<b>RUSHING:</b>	<b>PASSING:</b>	<b>RECEIVING:</b>
NU—Schmidt 15-110	NU—Persa 16-20-261-3	NU—Dunsmore 7-112
IND—Houston 19-151	IND—Roberson 14-26-169-1	IND—Houston 3-32



# 2011 Northwestern Football Northwestern Game Results (as of Oct 31, 2011) All games

Date	Opponent	Score	Overall Record	Conference Record	Time	Attend
----	-----	-----	-----	-----	----	-----
Sep 03, 2011	at Boston College	W 24-17	1- 0- 0	0- 0- 0	3: 25	37561
Sep 10, 2011	EASTERN ILLINOIS	W 42-21	2- 0- 0	0- 0- 0	3: 03	28042
Sep 17, 2011	at Army	14-21 L	2- 1- 0	0- 0- 0	3: 03	35784
* Oct 1, 2011	at #24 Illinois	35-38 L	2- 2- 0	0- 1- 0	3: 16	53243
* Oct 08, 2011	#12 MICHIGAN	24-42 L	2- 3- 0	0- 2- 0	3: 16	47330
* Oct 15, 2011	at Iowa	31-41 L	2- 4- 0	0- 3- 0	3: 10	70585
* Oct 22, 2011	PENN STATE	24-34 L	2- 5- 0	0- 4- 0	3: 15	40004
* Oct 29, 2011	at Indiana	W 59-38	3- 5- 0	1- 4- 0	3: 14	39239
* Nov 05, 2011	at Nebraska	2: 30 pm				
Nov 12, 2011	RICE	TBA				
* Nov 19, 2011	MINNESOTA	TBA				
* Nov 26, 2011	MICHIGAN STATE	TBA				

\* indicates conference game

Opponent	Score	-----FIRST DOWNS-----				----RUSHING----		-----PASSING-----			--TOTAL OFFENSE--		Return	Turn-
		Total	Rush	Pass	Pen	Number-Yards		Comp-Att-Int		Yards	Plays-Yards		Yards	Overs
-----	-----	--/--	--/--	--/--	--/--	-----/-----		-----/-----		--/--	----- / -----		--/--	--/--
Boston College.....	24-17	21/20	11/3	10/17	0/0	54-227 / 30-104		17-24- 1 / 24-44- 1		197/351	78-424 / 74-455		46/93	1/1
EASTERN ILLINOIS....	42-21	27/13	19/5	7/6	1/2	67-320 / 26-132		12-16- 0 / 14-25- 1		117/209	83-437 / 51-341		136/115	0/2
Army.....	14-21	14/24	8/23	6/0	0/1	27-115 / 75-381		17-30- 0 / 1- 7- 0		194/6	57-309 / 82-387		82/50	0/1
Illinois.....	35-38	20/23	10/3	8/16	2/4	51-169 / 38-82		12-16- 0 / 21-32- 1		160/391	67-329 / 70-473		77/72	1/3
MICHIGAN.....	24-42	26/23	6/8	17/14	3/1	25-107 / 50-179		32-45- 1 / 19-28- 3		331/362	70-438 / 78-541		135/56	2/3
Iowa.....	31-41	29/17	9/9	19/8	1/0	41-153 / 28-155		37-51- 1 / 14-22- 1		342/224	92-495 / 50-379		141/187	2/1
PENN STATE.....	24-34	23/20	8/12	14/8	1/0	37-94 / 38-197		28-39- 1 / 17-27- 0		312/192	76-406 / 65-389		71/203	1/1
Indiana.....	59-38	30/28	17/18	11/10	2/0	56-317 / 49-319		18-23- 0 / 14-26- 1		299/169	79-616 / 75-488		75/142	1/1
Totals.....	253-252	190/168	88/81	92/79	10/8	358-1502/334-1549		173-244- 4/124-211- 8		1952/1904	602-3454/ 545-3453		763/918	8/13

Note: Game totals are displayed in the format TEAM/OPPONENT for each category



**2011 Northwestern Football**  
**Northwestern Overall Team Statistics (as of Oct 31, 2011)**  
**All games**



<b>Team Statistics</b>	<b>NU</b>	<b>OPP</b>
SCORING	253	252
Points Per Game	31.6	31.5
FIRST DOWNS	190	168
Rushing	88	81
Passing	92	79
Penalty	10	8
RUSHING YARDAGE	1502	1549
Yards gained rushing	1715	1707
Yards lost rushing	213	158
Rushing Attempts	358	334
Average Per Rush	4.2	4.6
Average Per Game	187.8	193.6
TDs Rushing	18	21
PASSING YARDAGE	1952	1904
Comp-Att-Int	173-244-4	124-211-8
Average Per Pass	8.0	9.0
Average Per Catch	11.3	15.4
Average Per Game	244.0	238.0
TDs Passing	16	11
TOTAL OFFENSE	3454	3453
Total Plays	602	545
Average Per Play	5.7	6.3
Average Per Game	431.8	431.6
KICK RETURNS: #-Yards	29-608	39-731
PUNT RETURNS: #-Yards	6-77	4-3
INT RETURNS: #-Yards	8-78	4-184
KICK RETURN AVERAGE	21.0	18.7
PUNT RETURN AVERAGE	12.8	0.8
INT RETURN AVERAGE	9.8	46.0
FUMBLES-LOST	8-4	9-5
PENALTIES-Yards	37-305	41-378
Average Per Game	38.1	47.2
PUNTS-Yards	33-1258	29-1106
Average Per Punt	38.1	38.1
Net punt average	34.4	32.0
TIME OF POSSESSION/Game	30:17	29:43
3RD-DOWN Conversions	55/111	54/108
3rd-Down Pct	50%	50%
4TH-DOWN Conversions	5/13	8/11
4th-Down Pct	38%	73%
SACKS BY-Yards	13-87	24-155
MISC YARDS	1	0
TOUCHDOWNS SCORED	34	33
FIELD GOALS-ATTEMPTS	5-8	7-12
ON-SIDE KICKS	0-2	0-0
RED-ZONE SCORES	(32-41) 78%	(29-34) 85%
RED-ZONE TOUCHDOWNS	(29-41) 71%	(23-34) 68%
PAT-ATTEMPTS	(34-34) 100%	(31-31) 100%
ATTENDANCE	115376	236412
Games/Avg Per Game	3/38459	5/47282
Neutral Site Games		0/0

<b>Score by Quarters</b>	<b>1st</b>	<b>2nd</b>	<b>3rd</b>	<b>4th</b>	<b>OT</b>	<b>Total</b>
Northwestern	62	90	52	49	0	253
Opponents	55	58	52	87	0	252

**2011 Northwestern Football**  
**Northwestern Overall Individual Statistics (as of Oct 31, 2011)**  
**All games**



<b>Rushing</b>	<b>gp</b>	<b>att</b>	<b>gain</b>	<b>loss</b>	<b>net</b>	<b>avg</b>	<b>td</b>	<b>lg</b>	<b>avg/g</b>
Colter, Kain	8	82	535	76	459	5.6	6	46	57.4
Schmidt, Jacob	8	54	278	2	276	5.1	4	32	34.5
Green, Treyvon	8	61	228	3	225	3.7	3	15	28.1
Smith, Adonis	5	47	200	5	195	4.1	3	23	39.0
Trumpy, Mike	3	35	187	5	182	5.2	1	34	60.7
Mark, Venric	8	7	66	0	66	9.4	0	21	8.2
Jones, Tyris	7	14	52	3	49	3.5	0	8	7.0
Persa, Dan	5	42	132	98	34	0.8	1	22	6.8
Ebert, Jeremy	8	3	23	0	23	7.7	0	13	2.9
Siemian, Trevor	5	4	12	7	5	1.2	0	8	1.0
Watkins, Evan	1	1	2	0	2	2.0	0	2	2.0
Brown, Charles	8	1	0	1	-1	-1.0	0	0	-0.1
TEAM	4	7	0	13	-13	-1.9	0	0	-3.2
Total	8	358	1715	213	1502	4.2	18	46	187.8
Opponents	8	334	1707	158	1549	4.6	21	76	193.6

<b>Passing</b>	<b>gp</b>	<b>effic</b>	<b>comp-att-int</b>	<b>pct</b>	<b>yds</b>	<b>td</b>	<b>lg</b>	<b>avg/g</b>
Persa, Dan	5	160.78	114-151-3	75.5	1251	9	57	250.2
Colter, Kain	8	144.17	48-72-1	66.7	531	4	29	66.4
Siemian, Trevor	5	185.16	11-19-0	57.9	170	3	62	34.0
Ebert, Jeremy	8	0.00	0-1-0	0.0	0	0	0	0.0
TEAM	4	0.00	0-1-0	0.0	0	0	0	0.0
Total	8	156.46	173-244-4	70.9	1952	16	62	244.0
Opponents	8	144.19	124-211-8	58.8	1904	11	72	238.0

<b>Receiving</b>	<b>gp</b>	<b>no.</b>	<b>yds</b>	<b>avg</b>	<b>td</b>	<b>lg</b>	<b>avg/g</b>
Ebert, Jeremy	8	45	569	12.6	7	62	71.1
Dunsmore, Drake	8	29	328	11.3	6	45	41.0
Colter, Kain	8	21	279	13.3	1	57	34.9
Fields, Demetrius	8	16	171	10.7	0	26	21.4
Schmidt, Jacob	8	16	165	10.3	0	20	20.6
Jones, Christian	8	11	162	14.7	0	39	20.2
Lawrence, Rashad	8	10	109	10.9	1	35	13.6
Smith, Adonis	5	7	31	4.4	0	9	6.2
Green, Treyvon	8	7	24	3.4	0	8	3.0
Brown, Charles	8	5	74	14.8	0	27	9.2
Moulton, Drew	8	3	29	9.7	0	12	3.6
Konopka, Jack	8	1	6	6.0	0	6	0.8
Mark, Venric	8	1	4	4.0	0	4	0.5
Jones, Tyris	7	1	1	1.0	1	1	0.1
Total	8	173	1952	11.3	16	62	244.0
Opponents	8	124	1904	15.4	11	72	238.0

<b>Punt Returns</b>	<b>no.</b>	<b>yds</b>	<b>avg</b>	<b>td</b>	<b>lg</b>
Mark, Venric	6	77	12.8	0	28
Total	6	77	12.8	0	28
Opponents	4	3	0.8	0	3

<b>Interceptions</b>	<b>no.</b>	<b>yds</b>	<b>avg</b>	<b>td</b>	<b>lg</b>
Peters, Brian	3	26	8.7	0	24
Campbell, Ibraheim	2	43	21.5	0	33
Mabin, Jordan	1	0	0.0	0	0
McNaul, Bryce	1	9	9.0	0	9
Dugar, Demetrius	1	0	0.0	0	0
Total	8	78	9.8	0	33
Opponents	4	184	46.0	1	98

<b>Kick Returns</b>	<b>no.</b>	<b>yds</b>	<b>avg</b>	<b>td</b>	<b>lg</b>
Mark, Venric	24	526	21.9	0	63
Schmidt, Jacob	5	82	16.4	0	21
Total	29	608	21.0	0	63
Opponents	39	731	18.7	0	54

<b>Fumble Returns</b>	<b>no.</b>	<b>yds</b>	<b>avg</b>	<b>td</b>	<b>lg</b>
Total	0	0	0.0	0	0
Opponents	0	0	0.0	0	0

**2011 Northwestern Football**  
**Northwestern Overall Individual Statistics (as of Oct 31, 2011)**  
**All games**



Scoring	td	fg	PAT				dxd	saf	pts
			kick	rush	rcv	pass			
Budzien, Jeff	-	5-8	34-34	-	-	-	-	-	49
Ebert, Jeremy	7	-	-	-	-	-	-	-	42
Colter, Kain	7	-	-	-	-	-	-	-	42
Dunsmore, Drake	6	-	-	-	-	-	-	-	36
Schmidt, Jacob	4	-	-	-	-	-	-	-	24
Smith, Adonis	3	-	-	-	-	-	-	-	18
Green, Treyvon	3	-	-	-	-	-	-	-	18
Trumpy, Mike	1	-	-	-	-	-	-	-	6
Lawrence, Rashad	1	-	-	-	-	-	-	-	6
Persa, Dan	1	-	-	-	-	-	-	-	6
Jones, Tyris	1	-	-	-	-	-	-	-	6
Total	34	5-8	34-34	-	-	-	-	-	253
Opponents	33	7-12	31-31	0-1	1	1-1	-	-	252

Total Offense	g	plays	rush	pass	total	avg/g
Persa, Dan	5	193	34	1251	1285	257.0
Colter, Kain	8	154	459	531	990	123.8
Schmidt, Jacob	8	54	276	0	276	34.5
Green, Treyvon	8	61	225	0	225	28.1
Smith, Adonis	5	47	195	0	195	39.0
Trumpy, Mike	3	35	182	0	182	60.7
Siemian, Trevor	5	23	5	170	175	35.0
Mark, Venric	8	7	66	0	66	8.2
Jones, Tyris	7	14	49	0	49	7.0
Ebert, Jeremy	8	4	23	0	23	2.9
Watkins, Evan	1	1	2	0	2	2.0
Brown, Charles	8	1	-1	0	-1	-0.1
TEAM	4	8	-13	0	-13	-3.2
Total	8	602	1502	1952	3454	431.8
Opponents	8	545	1549	1904	3453	431.6

Field Goals	fg	pct.	01-19	20-29	30-39	40-49	50-99	lg	blk
Budzien, Jeff	5-8	62.5	0-0	2-3	1-1	2-4	0-0	47	0

FG Sequence	Northwestern	Opponents
Boston College	(43)	(19),31,40
Eastern Illinois	45	-
Army	26	47,25
Illinois	-	(49)
Michigan	(20)	37
Iowa	(47),47	(27),(40)
Penn State	(25)	(37),(33)
Indiana	(37)	(38)
Nebraska	-	-
Rice	-	-
Minnesota	-	-
Michigan State	-	-

Punting	no.	yds	avg	lg	tb	fc	i20	50+	blk
Williams, Brandon	33	1258	38.1	65	6	7	6	5	0
Total	33	1258	38.1	65	6	7	6	5	0
Opponents	29	1106	38.1	53	5	6	6	3	0

Kickoffs	no.	yds	avg	tb	ob	retn	net	ydln
Flaherty, Steve	44	2737	62.2	4	2			
Total	44	2737	62.2	4	2	18.7	43.8	26
Opponents	47	2938	62.5	11	5	21.0	44.9	25

Numbers in (parentheses) indicate field goal was made.

**2011 Northwestern Football**  
**Northwestern Overall Individual Statistics (as of Oct 31, 2011)**  
**All games**



All Purpose	g	rush	rcv	pr	kr	ir	total	avg/g
Colter, Kain	8	459	279	0	0	0	738	92.2
Mark, Venric	8	66	4	77	526	0	673	84.1
Ebert, Jeremy	8	23	569	0	0	0	592	74.0
Schmidt, Jacob	8	276	165	0	82	0	523	65.4
Dunsmore, Drak	8	0	328	0	0	0	328	41.0
Green, Treyvon	8	225	24	0	0	0	249	31.1
Smith, Adonis	5	195	31	0	0	0	226	45.2
Trumpy, Mike	3	182	0	0	0	0	182	60.7
Fields, Demetriu	8	0	171	0	0	0	171	21.4
Jones, Christian	8	0	162	0	0	0	162	20.2
Lawrence, Rash	8	0	109	0	0	0	109	13.6
Brown, Charles	8	-1	74	0	0	0	73	9.1
Jones, Tyris	7	49	1	0	0	0	50	7.1
Campbell, Ibrah	8	0	0	0	0	43	43	5.4
Persa, Dan	5	34	0	0	0	0	34	6.8
Moulton, Drew	8	0	29	0	0	0	29	3.6
Peters, Brian	8	0	0	0	0	26	26	3.2
McNaul, Bryce	7	0	0	0	0	9	9	1.3
Konopka, Jack	8	0	6	0	0	0	6	0.8
Siemian, Trevor	5	5	0	0	0	0	5	1.0
Watkins, Evan	1	2	0	0	0	0	2	2.0
TEAM	4	-13	0	0	0	0	-13	-3.2
Total	8	1502	1952	77	608	78	4217	527.1
Opponents	8	1549	1904	3	731	184	4371	546.4



**2011 Northwestern Football**  
**Northwestern Overall Defensive Statistics (as of Oct 31, 2011)**  
**All games**



#	Defensive Leaders	gp	Tackles				Sacks	Pass defense			Fumbles		blkd	
			ua	a	tot	tfl/yds	no-yds	int-yds	brup	qbh	rcv-yds	ff	kick	saf
33	Nwabuisi, David	8	27	33	60	4.5-16	1.0-11	.	.	1	1-0	.	.	.
10	Peters, Brian	8	25	31	56	2.5-11	1.0-8	3-26	4	.	.	1	.	.
24	Campbell, Ibraheim	8	25	27	52	1.5-1	.	2-43	2	.	.	.	.	.
51	McNaul, Bryce	7	21	26	47	3.0-6	.	1-9	.	1	.	.	.	.
26	Mabin, Jordan	8	27	13	40	.	.	1-0	2	.	.	.	.	.
3	Matthews, Jeravin	8	22	11	33	.	.	.	2	.	1-0	.	.	.
46	Proby, Damien	8	20	13	33	1.0-2	.	.	.	.	.	.	.	.
94	Browne, Vince	8	17	8	25	2.0-9	2.0-9	.	.	.	.	.	.	.
97	Scott, Tyler	6	13	8	21	2.0-9	1.0-8	.	2	.	2-0	.	.	.
35	Johnson, Ben	8	9	11	20	2.0-7	1.0-4	.	3	1	1-0	.	.	.
44	Ariguzo, Chi Chi	8	7	13	20	.	.	.	1	1	.	.	.	.
90	DiNardo, Jack	6	10	9	19	5.0-23	3.0-15	.	1	.	.	.	1	.
45	Ellis, Collin	5	12	6	18	2.0-13	1.0-12	.	.	.	.	.	.	.
42	Watt, Kevin	8	5	10	15	0.5-4	0.5-4	.	.	1	.	.	.	.
88	Williams, Quentin	8	6	4	10	2.5-5	1.5-4	.	.	.	.	.	.	.
22	Dugar, Demetrius	7	6	4	10	1.0-2	.	1-0	.	.	.	.	.	.
21	Bolden, Mike	6	5	4	9	.	.	.	.	.	.	.	.	.
92	Hampton, Will	8	7	2	9	1.0-1	.	.	.	.	.	.	.	.
93	Mafuli, Niko	8	4	5	9	2.5-20	1.0-12	.	.	2	.	.	.	.
32	Arnold, David	3	6	2	8	1.0-2	.	.	.	.	.	.	.	.
7A	Bates, Hunter	8	4	4	8	.	.	.	.	1	.	.	.	.
80	Jensen, Mike	8	5	.	5	.	.	.	.	.	.	1	.	.
27	Carpenter, Jared	4	5	.	5	1.0-1	.	.	.	.	.	.	.	.
5	Mark, Venric	8	4	1	5	.	.	.	.	.	.	.	.	.
34	Flaherty, Steve	8	.	4	4	.	.	.	.	.	.	.	.	.
6	Brown, Charles	8	3	1	4	.	.	.	.	.	.	.	.	.
39	Schmidt, Jacob	8	2	1	3	.	.	.	.	.	.	.	.	.
16	Fleming, Davion	8	1	1	2	.	.	.	.	.	.	.	.	.
91	Arnfelt, Brian	4	.	2	2	.	.	.	.	.	.	.	.	.
19	Hall, Jimmy	7	2	.	2	.	.	.	.	.	.	.	.	.
47	Weina, Ricky	6	1	1	2	.	.	.	.	.	.	.	.	.
15	Jones, Daniel	7	1	.	1	.	.	.	.	.	.	.	.	.
43	Riley, Tim	8	.	1	1	.	.	.	.	.	.	.	.	.
13	Bryant, C.J.	3	.	1	1	.	.	.	.	.	.	.	.	.
56	Studlien, Will	1	1	.	1	.	.	.	.	.	.	.	.	.
70	Ward, Patrick	8	.	1	1	.	.	.	.	.	.	.	.	.
66	Vitabile, Brandon	8	1	.	1	.	.	.	.	.	.	.	.	.
Total		8	304	258	562	35-132	13-87	8-78	17	8	5-0	2	1	.
Opponents		8	365	280	645	52-212	24-155	4-184	16	8	4-0	5	.	.

**2011 Northwestern Football**  
**Northwestern Individual Season/Career Statistics (as of Oct 31, 2011)**  
**All games**



**SEASON**

**CAREER**

<b>Rushing</b>																			
	gp	att	gain	loss	net	avg	td	lg	avg/g		gp	att	gain	loss	net	avg	td	lg	avg/g
Colter, Kain	8	82	535	76	459	5.6	6	46	57.4		11	111	682	80	602	5.4	8	46	54.7
Schmidt, Jacob	8	54	278	2	276	5.1	4	32	34.5		41	169	672	14	658	3.9	9	32	16.0
Green, Treyvon	8	61	228	3	225	3.7	3	15	28.1		8	61	228	3	225	3.7	3	15	28.1
Smith, Adonis	5	47	200	5	195	4.1	3	23	39.0		14	88	397	6	391	4.4	3	23	27.9
Trumpy, Mike	3	35	187	5	182	5.2	1	34	60.7		14	151	737	25	712	4.7	5	80	50.9
Mark, Venric	8	7	66	0	66	9.4	0	21	8.2		21	15	129	0	129	8.6	0	29	6.1
Jones, Tyris	7	14	52	3	49	3.5	0	8	7.0		10	14	52	3	49	3.5	0	8	4.9
Persa, Dan	5	42	132	98	34	0.8	1	22	6.8		36	257	1057	339	718	2.8	10	31	19.9
Ebert, Jeremy	8	3	23	0	23	7.7	0	13	2.9		47	8	47	3	44	5.5	0	13	0.9
Siemian, Trevor	5	4	12	7	5	1.2	0	8	1.0		5	4	12	7	5	1.2	0	8	1.0
Watkins, Evan	1	1	2	0	2	2.0	0	2	2.0		8	24	101	38	63	2.6	2	24	7.9
Brown, Charles	8	1	0	1	-1	-1.0	0	0	-0.1		44	2	3	1	2	1.0	0	3	0.0
TEAM	4	7	0	13	-13	-1.9	0	0	-3.2										
Total	8	358	1715	213	1502	4.2	18	46	187.8										
Opponents	8	334	1707	158	1549	4.6	21	76	193.6										

<b>Passing</b>																			
	gp	effic	comp-att-int	pct	yds	td	lg	avg/g		gp	effic	comp-att-int	pct	yds	td	lg	avg/g		
Persa, Dan	5	160.78	114-151-3	75.5	1251	9	57	250.2		36	156.98	356-487-9	73.1	4056	26	72	112.7		
Colter, Kain	8	144.17	48-72-1	66.7	531	4	29	66.4		11	133.33	51-81-2	63.0	569	4	29	51.7		
Siemian, Trevor	5	185.16	11-19-0	57.9	170	3	62	34.0		5	185.16	11-19-0	57.9	170	3	62	34.0		
Ebert, Jeremy	8	0.00	0-1-0	0.0	0	0	0	0.0		47	234.67	2-3-0	66.7	60	0	32	1.3		
TEAM	4	0.00	0-1-0	0.0	0	0	0	0.0											
Total	8	156.46	173-244-4	70.9	1952	16	62	244.0											
Opponents	8	144.19	124-211-8	58.8	1904	11	72	238.0											

<b>Receiving</b>															
	gp	no.	yds	avg	td	lg	avg/g		gp	no.	yds	avg	td	lg	avg/g
Ebert, Jeremy	8	45	569	12.6	7	62	71.1		47	143	1909	13.3	17	62	40.6
Dunsmore, Drake	8	29	328	11.3	6	45	41.0		45	127	1373	10.8	14	66	30.5
Colter, Kain	8	21	279	13.3	1	57	34.9		11	22	311	14.1	1	57	28.3
Fields, Demetrius	8	16	171	10.7	0	26	21.4		34	65	687	10.6	3	26	20.2
Schmidt, Jacob	8	16	165	10.3	0	20	20.6		41	44	426	9.7	0	29	10.4
Jones, Christian	8	11	162	14.7	0	39	20.2		8	11	162	14.7	0	39	20.2
Lawrence, Rashad	8	10	109	10.9	1	35	13.6		21	22	287	13.0	1	50	13.7
Smith, Adonis	5	7	31	4.4	0	9	6.2		14	9	29	3.2	0	9	2.1
Green, Treyvon	8	7	24	3.4	0	8	3.0		8	7	24	3.4	0	8	3.0
Brown, Charles	8	5	74	14.8	0	27	9.2		44	31	351	11.3	0	28	8.0
Moulton, Drew	8	3	29	9.7	0	12	3.6		11	3	29	9.7	0	12	2.6
Konopka, Jack	8	1	6	6.0	0	6	0.8		8	1	6	6.0	0	6	0.8
Mark, Venric	8	1	4	4.0	0	4	0.5		21	6	47	7.8	0	21	2.2
Jones, Tyris	7	1	1	1.0	1	1	0.1		10	1	1	1.0	1	1	0.1
Total	8	173	1952	11.3	16	62	244.0								
Opponents	8	124	1904	15.4	11	72	238.0								

<b>Total Offense</b>													
	g	plays	rush	pass	total	avg/g		g	plays	rush	pass	total	avg/g
Persa, Dan	5	193	34	1251	1285	257.0		36	744	718	4056	4774	132.6
Colter, Kain	8	154	459	531	990	123.8		11	192	602	569	1171	106.5
Schmidt, Jacob	8	54	276	0	276	34.5		41	169	658	0	658	16.0
Green, Treyvon	8	61	225	0	225	28.1		8	61	225	0	225	28.1
Smith, Adonis	5	47	195	0	195	39.0		14	88	391	0	391	27.9
Trumpy, Mike	3	35	182	0	182	60.7		14	151	712	0	712	50.9
Siemian, Trevor	5	23	5	170	175	35.0		5	23	5	170	175	35.0
Mark, Venric	8	7	66	0	66	8.2		21	15	129	0	129	6.1
Jones, Tyris	7	14	49	0	49	7.0		10	14	49	0	49	4.9
Ebert, Jeremy	8	4	23	0	23	2.9		47	11	44	60	104	2.2
Watkins, Evan	1	1	2	0	2	2.0		8	94	63	378	441	55.1
Brown, Charles	8	1	-1	0	-1	-0.1		44	2	2	0	2	0.0
TEAM	4	8	-13	0	-13	-3.2							
Total	8	602	1502	1952	3454	431.8							
Opponents	8	545	1549	1904	3453	431.6							

**2011 Northwestern Football**  
**Northwestern Individual Season/Career Statistics (as of Oct 31, 2011)**  
**All games**



SEASON										CAREER									
Scoring	td	fg	PAT				dxd	saf	pts	td	fg	PAT				dxd	saf	pts	
			kick	rush	rcv	pass						kick	rush	rcv	pass				
Budzien, Jeff	-	5-8	34-34	-	-	-	-	-	49	-	5-8	35-35	-	-	-	-	-	50	
Colter, Kain	7	-	-	-	-	-	-	-	42	9	-	-	-	-	1-1	-	-	54	
Ebert, Jeremy	7	-	-	-	-	-	-	-	42	17	-	-	-	-	-	-	-	102	
Dunsmore, Drake	6	-	-	-	-	-	-	-	36	14	-	-	-	1	-	-	-	86	
Schmidt, Jacob	4	-	-	-	-	-	-	-	24	9	-	-	-	-	-	-	-	54	
Smith, Adonis	3	-	-	-	-	-	-	-	18	3	-	-	-	-	-	-	-	18	
Green, Treyvon	3	-	-	-	-	-	-	-	18	3	-	-	-	-	-	-	-	18	
Lawrence, Rashad	1	-	-	-	-	-	-	-	6	1	-	-	-	-	-	-	-	6	
Persa, Dan	1	-	-	-	-	-	-	-	6	10	-	-	-	-	0-1	-	-	60	
Jones, Tyris	1	-	-	-	-	-	-	-	6	1	-	-	-	-	-	-	-	6	
Trumpy, Mike	1	-	-	-	-	-	-	-	6	5	-	-	-	-	-	-	-	30	
Total	34	5-8	34-34	-	-	-	-	-	253										
Opponents	33	7-12	31-31	0-1	1	1-1	-	-	252										
Punt Returns	no.	yds	avg	td	lg					no.	yds	avg	td	lg					
Mark, Venric	6	77	12.8	0	28					15	193	12.9	0	58					
Total	6	77	12.8	0	28														
Opponents	4	3	0.8	0	3														
Kick Returns	no.	yds	avg	td	lg					no.	yds	avg	td	lg					
Mark, Venric	24	526	21.9	0	63					45	1076	23.9	1	94					
Schmidt, Jacob	5	82	16.4	0	21					6	94	15.7	0	21					
Total	29	608	21.0	0	63														
Opponents	39	731	18.7	0	54														
Interceptions	no.	yds	avg	td	lg					no.	yds	avg	td	lg					
Peters, Brian	3	26	8.7	0	24					10	118	11.8	1	59					
Campbell, Ibraheim	2	43	21.5	0	33					2	43	21.5	0	33					
McNaul, Bryce	1	9	9.0	0	9					1	9	9.0	0	9					
Mabin, Jordan	1	0	0.0	0	0					7	92	13.1	1	39					
Dugar, Demetrius	1	0	0.0	0	0					1	0	0.0	0	0					
Total	8	78	9.8	0	33														
Opponents	4	184	46.0	1	98														
Fumble Returns	no.	yds	avg	td	lg					no.	yds	avg	td	lg					
Total	0	0	0.0	0	0														
Opponents	0	0	0.0	0	0														



**2011 Northwestern Football**  
**Northwestern Individual Season/Career Statistics (as of Oct 31, 2011)**  
**All games**



	SEASON								CAREER							
All Purpose	g	rush	rcv	pr	kr	ir	total	avg/g	g	rush	rcv	pr	kr	ir	total	avg/g
Colter, Kain	8	459	279	0	0	0	738	92.2	11	602	311	0	0	0	913	83.0
Mark, Venric	8	66	4	77	526	0	673	84.1	21	129	47	193	1076	0	1445	68.8
Ebert, Jeremy	8	23	569	0	0	0	592	74.0	47	44	1909	0	79	0	2032	43.2
Schmidt, Jacob	8	276	165	0	82	0	523	65.4	41	658	426	29	94	0	1207	29.4
Dunsmore, Drake	8	0	328	0	0	0	328	41.0	45	0	1373	0	0	0	1373	30.5
Green, Treyvon	8	225	24	0	0	0	249	31.1	8	225	24	0	0	0	249	31.1
Smith, Adonis	5	195	31	0	0	0	226	45.2	14	391	29	0	0	0	420	30.0
Trumpy, Mike	3	182	0	0	0	0	182	60.7	14	712	182	0	0	0	894	63.9
Fields, Demetrius	8	0	171	0	0	0	171	21.4	34	0	687	0	0	0	687	20.2
Jones, Christian	8	0	162	0	0	0	162	20.2	8	0	162	0	0	0	162	20.2
Lawrence, Rasha	8	0	109	0	0	0	109	13.6	21	0	287	0	0	0	287	13.7
Brown, Charles	8	-1	74	0	0	0	73	9.1	44	2	351	0	0	0	353	8.0
Jones, Tyris	7	49	1	0	0	0	50	7.1	10	49	1	0	0	0	50	5.0
Campbell, Ibrahei	8	0	0	0	0	43	43	5.4	8	0	0	0	0	43	43	5.4
Persa, Dan	5	34	0	0	0	0	34	6.8	36	718	-7	0	15	0	726	20.2
Moulton, Drew	8	0	29	0	0	0	29	3.6	11	0	29	0	0	0	29	2.6
Peters, Brian	8	0	0	0	0	26	26	3.2	47	0	0	0	0	118	118	2.5
McNaul, Bryce	7	0	0	0	0	9	9	1.3	30	0	0	0	6	9	15	0.5
Konopka, Jack	8	0	6	0	0	0	6	0.8	8	0	6	0	0	0	6	0.8
Siemian, Trevor	5	5	0	0	0	0	5	1.0	5	5	0	0	0	0	5	1.0
Watkins, Evan	1	2	0	0	0	0	2	2.0	8	63	0	0	0	0	63	7.9
TEAM	4	-13	0	0	0	0	-13	-3.2								
Total	8	1502	1952	77	608	78	4217	527.1								
Opponents	8	1549	1904	3	731	184	4371	546.4								

Field Goals	att	good	long	blkd	att	good	long	blkd
Budzien, Jeff	8	5	47	0	8	5	47	0
Total	8	5	47	0				
Opponents	12	7	49	1				

Punting	no.	yds	avg	lg	blk	no.	yds	avg	lg	blk
Williams, Brandon	33	1258	38.1	65	0	94	3697	39.3	65	0
Total	33	1258	38.1	65	0					
Opponents	29	1106	38.1	53	0					

Kickoffs	no.	yds	avg	tb	ob	no.	yds	avg	tb	ob
Flaherty, Steve	44	2737	62.2	4	2	46	2874	62.5	5	2
Total	44	2737	62.2	4	2					
Opponents	47	2938	62.5	11	5					

SEASON												CAREER											
##	Defensive Leaders	gp	ua	a	total	tfl	sack	int	pbu	fr	ff	blk	gp	ua	a	total	tfl	sack	int	pbu	fr	ff	blk
33	Nwabuisi, David	8	27	33	60	4.5	1.0	.	.	1	.	.	33	49	46	95	7.5	1.0	1	2	1	2	.
10	Peters, Brian	8	25	31	56	2.5	1.0	3	4	.	1	.	47	150	115	265	11.5	1.0	10	11	4	5	.
24	Campbell, Ibraheim	8	25	27	52	1.5	.	2	2	.	.	.	8	25	27	52	1.5	.	2	2	.	.	.
51	McNaul, Bryce	7	21	26	47	3.0	.	1	.	.	.	.	30	55	62	117	8.0	1.0	1	1	.	1	.
26	Mabin, Jordan	8	27	13	40	0.0	.	1	2	.	.	.	47	165	65	230	2.5	.	7	21	3	2	.
46	Proby, Damien	8	20	13	33	1.0	.	.	.	.	.	.	21	34	19	53	2.0	1.0	.	.	.	.	.
3	Matthews, Jeravin	8	22	11	33	0.0	.	.	2	1	.	.	40	42	24	66	0.0	.	.	2	3	.	.
94	Browne, Vince	8	17	8	25	2.0	2.0	.	.	.	.	.	44	89	59	148	33.0	18.0	1	.	.	4	1
97	Scott, Tyler	6	13	8	21	2.0	1.0	.	2	2	.	.	19	20	13	33	5.0	1.0	.	2	2	.	.
35	Johnson, Ben	8	9	11	20	2.0	1.0	.	3	1	.	.	41	47	28	75	7.0	3.0	2	6	3	1	1
44	Ariguzo, Chi Chi	8	7	13	20	0.0	.	.	1	.	.	.	8	7	13	20	0.0	.	.	1	.	.	.
90	DiNardo, Jack	6	10	9	19	5.0	3.0	.	1	.	.	1	35	31	27	58	12.0	3.5	.	1	1	.	3
45	Ellis, Collin	5	12	6	18	2.0	1.0	.	.	.	.	.	5	12	6	18	2.0	1.0	.	.	.	.	.
42	Watt, Kevin	8	5	10	15	0.5	0.5	.	.	.	.	.	47	27	28	55	8.0	2.5	.	.	.	.	1
88	Williams, Quentin	8	6	4	10	2.5	1.5	.	.	.	.	.	34	21	21	42	5.5	1.5	2	2	1	.	.
22	Dugar, Demetrius	7	6	4	10	1.0	.	1	.	.	.	.	31	18	13	31	1.0	.	1	.	1	.	.
92	Hampton, Will	8	7	2	9	1.0	.	.	.	.	.	.	15	7	3	10	1.0	.	.	.	.	.	.
93	Mafuli, Niko	8	4	5	9	2.5	1.0	.	.	.	.	.	30	7	12	19	4.0	2.5	.	.	.	.	1
21	Bolden, Mike	6	5	4	9	0.0	.	.	.	.	.	.	38	21	14	35	1.0	.	.	1	.	.	.
7A	Bates, Hunter	8	4	4	8	0.0	.	.	.	.	.	.	34	33	24	57	2.0	1.0	2	2	.	1	.
32	Arnold, David	3	6	2	8	1.0	.	.	.	.	.	.	30	60	33	93	6.0	2.0	1	2	.	1	.
5	Mark, Venric	8	4	1	5	0.0	.	.	.	.	.	.	21	9	2	11	0.0	.	.	.	.	.	.
80	Jensen, Mike	8	5	.	5	0.0	.	.	.	.	1	.	21	10	4	14	0.0	.	.	.	.	1	.
27	Carpenter, Jared	4	5	.	5	1.0	.	.	.	.	.	.	27	30	19	49	2.5	.	.	.	.	.	.
34	Flaherty, Steve	8	.	4	4	0.0	.	.	.	.	.	.	11	.	4	4	0.0	.	.	.	.	.	.
6	Brown, Charles	8	3	1	4	0.0	.	.	.	.	.	.	44	12	8	20	0.0	.	.	.	1	.	.
39	Schmidt, Jacob	8	2	1	3	0.0	.	.	.	.	.	.	41	12	11	23	0.0	.	.	.	.	.	1
47	Weina, Ricky	6	1	1	2	0.0	.	.	.	.	.	.	25	10	4	14	0.0	.	.	3	.	.	1
91	Arnfelt, Brian	4	.	2	2	0.0	.	.	.	.	.	.	23	5	12	17	1.5	.	.	.	.	.	.
16	Fleming, Davion	8	1	1	2	0.0	.	.	.	.	.	.	13	4	3	7	0.0	.	.	.	.	.	.
19	Hall, Jimmy	7	2	.	2	0.0	.	.	.	.	.	.	7	2	.	2	0.0	.	.	.	.	.	.
70	Ward, Patrick	8	.	1	1	0.0	.	.	.	.	.	.	33	2	1	3	0.0	.	.	.	.	.	.
66	Vitabile, Brandon	8	1	.	1	0.0	.	.	.	.	.	.	8	1	.	1	0.0	.	.	.	.	.	.
56	Studlien, Will	1	1	.	1	0.0	.	.	.	.	.	.	2	2	.	2	0.0	.	.	.	.	.	.
15	Jones, Daniel	7	1	.	1	0.0	.	.	.	.	.	.	7	1	.	1	0.0	.	.	.	.	.	.
13	Bryant, C.J.	3	.	1	1	0.0	.	.	.	.	.	.	3	.	1	1	0.0	.	.	.	.	.	.
43	Riley, Tim	8	.	1	1	0.0	.	.	.	.	.	.	18	2	1	3	0.0	.	.	.	.	1	.
Total		8	304	258	562	35	13	8	17	5	2	1											
Opponents		8	365	280	645	52	24	4	16	4	5	.											

# 2011 Northwestern Football

## Northwestern Team Game-by-Game (as of Oct 31, 2011)

### All games



#### TEAM STATISTICS

Date	Opponent	Rushing				Receiving				Passing				Kick Returns				Punt Returns				tot off
		no.	yds	td	lg	no.	yds	td	lg	cmp-att-int	yds	td	lg	no.	yds	td	lg	no.	yds	td	lg	
Sep 03	at Boston College	54	227	3	34	17	197	0	27	17-24-1	197	0	27	2	46	0	24	0	0	0	0	424
Sep 10	EASTERN ILLINOIS	67	320	5	25	12	117	1	21	12-16-0	117	1	21	3	120	0	63	1	7	0	7	437
Sep 17	at Army	27	115	0	25	17	194	2	62	17-30-0	194	2	62	3	65	0	28	1	17	0	17	309
Oct 1	at Illinois	51	169	1	15	12	160	4	39	12-16-0	160	4	39	4	49	0	16	1	28	0	28	329
Oct 08	MICHIGAN	25	107	3	23	32	331	0	39	32-45-1	331	0	39	3	48	0	20	1	20	0	20	438
Oct 15	at Iowa	41	153	1	37	37	342	3	35	37-51-1	342	3	35	7	142	0	35	1	-1	0	0	495
Oct 22	PENN STATE	37	94	2	46	28	312	1	54	28-39-1	312	1	54	4	71	0	23	0	0	0	0	406
Oct 29	at Indiana	56	317	3	32	18	299	5	57	18-23-0	299	5	57	3	67	0	46	1	6	0	0	616
Northwestern		358	1502	18	46	173	1952	16	62	173-244-4	1952	16	62	29	608	0	63	6	77	0	28	3454
		334	1549	21	76	124	1904	11	72	124-211-8	1904	11	72	39	731	0	54	4	3	0	3	3453

Games played: 8

Avg per rush: 4.2

Avg per catch: 11.3

Pass efficiency: 156.46

Kick ret avg: 21.0

Punt ret avg: 12.8

All purpose avg/game: 527.1

Total offense avg/gm: 431.8

Date	Opponent	Tackles				Sacks no-yds	Fumble		Pass Defense			Blkd kick	PAT Attempts			saf	pts
		ua	a	total	tfl-yds		ff	fr-yds	int-yds	qbh	brup		kick	rush	rcv		
Sep 03	at Boston College	43	16	59	8.0-29	3.0-21	0	0-0	1-0	0	4	0	3-3	0	0	0	24
Sep 10	EASTERN ILLINOIS	31	18	49	3.0-15	2.0-12	0	1-0	1-9	5	2	0	6-6	0	0	0	42
Sep 17	at Army	47	52	99	1.0-11	1.0-11	0	1-0	0-0	0	2	0	2-2	0	0	0	14
Oct 1	at Illinois	35	40	75	7.0-29	4.0-25	1	2-0	1-0	2	2	0	5-5	0	0	0	35
Oct 08	MICHIGAN	43	38	81	8.0-17	0.0-0	0	0-0	3-67	0	0	1	3-3	0	0	0	24
Oct 15	at Iowa	24	26	50	2.0-3	0.0-0	0	0-0	1-0	0	3	0	4-4	0	0	0	31
Oct 22	PENN STATE	28	42	70	4.0-22	1.0-12	1	1-0	0-0	1	1	0	3-3	0	0	0	24
Oct 29	at Indiana	53	26	79	2.0-6	2.0-6	0	0-0	1-2	0	3	0	8-8	0	0	0	59
Northwestern		304	258	562	35.0-132	13.0-87	2	5-0	8-78	8	17	1	34-34	0	0	0	253
		365	280	645	52.0-212	24.0-155	5	4-0	4-184	8	16	0	31-31	0	1	0	252

		Punting										Field Goals			Kickoffs				
Date	Opponent	no.	yds	avg	long	blkd	tb	fc	50+	i20	md-att	long	blkd	no.	yds	avg	tb	ob	
Sep 03	at Boston College	5	225	45.0	56	0	1	1	1	0	1-1	43	0	5	334	66.8	2	0	
Sep 10	EASTERN ILLINOIS	2	56	28.0	42	0	1	0	0	0	0-1	0	0	7	444	63.4	0	1	
Sep 17	at Army	7	269	38.4	65	0	1	1	2	4	0-1	0	0	3	178	59.3	0	0	
Oct 1	at Illinois	6	204	34.0	65	0	0	2	1	1	0-0	0	0	6	336	56.0	0	0	
Oct 08	MICHIGAN	3	140	46.7	47	0	0	0	0	0	1-1	20	0	4	248	62.0	1	0	
Oct 15	at Iowa	4	139	34.8	50	0	1	1	1	0	1-2	47	0	4	256	64.0	0	1	
Oct 22	PENN STATE	5	188	37.6	46	0	2	2	0	1	1-1	25	0	5	322	64.4	0	0	
Oct 29	at Indiana	1	37	37.0	37	0	0	0	0	0	1-1	37	0	10	619	61.9	1	0	
Northwestern		33	1258	38.1	65	0	6	7	5	6	5-8	47	0	44	2737	62.2	4	2	
		29	1106	38.1	53	0	5	6	3	6	7-12	49	1	47	2938	62.5	11	5	



# 2011 Northwestern Football

## Northwestern Opponent Game-by-Game (as of Oct 31, 2011)

### All games



#### OPPONENT STATISTICS

Date	Opponent	Rushing				Receiving				Passing				Kick Returns				Punt Returns				tot off
		no.	yds	td	lg	no.	yds	td	lg	cmp-att-int	yds	td	lg	no.	yds	td	lg	no.	yds	td	lg	
Sep 03	at Boston College	30	104	2	69	24	351	0	38	24-44-1	351	0	38	3	67	0	27	2	3	0	3	455
Sep 10	EASTERN ILLINOIS	26	132	2	76	14	209	1	72	14-25-1	209	1	72	6	115	0	27	0	0	0	0	341
Sep 17	at Army	75	381	3	40	1	6	0	6	1-7-0	6	0	6	3	50	0	22	1	0	0	0	387
Oct 1	at Illinois	38	82	2	22	21	391	3	50	21-32-1	391	3	50	6	72	0	20	0	0	0	0	473
Oct 08	MICHIGAN	50	179	4	25	19	362	2	57	19-28-3	362	2	57	3	56	0	25	0	0	0	0	541
Oct 15	at Iowa	28	155	2	25	14	224	2	47	14-22-1	224	2	47	4	89	0	28	0	0	0	0	379
Oct 22	PENN STATE	38	197	2	42	17	192	2	45	17-27-0	192	2	45	5	140	0	54	1	0	0	0	389
Oct 29	at Indiana	49	319	4	31	14	169	1	32	14-26-1	169	1	32	9	142	0	28	0	0	0	0	488
Opponents		334	1549	21	76	124	1904	11	72	124-211-8	1904	11	72	39	731	0	54	4	3	0	3	3453
		358	1502	18	46	173	1952	16	62	173-244-4	1952	16	62	29	608	0	63	6	77	0	28	3454

Games played: 8

Avg per rush: 4.6

Avg per catch: 15.4

Pass efficiency: 144.19

Kick ret avg: 18.7

Punt ret avg: 0.8

All purpose avg/game: 546.4

Total offense avg/gm: 431.6

Date	Opponent	Tackles				Sacks no-yds	Fumble		Pass Defense			Blkd kick	PAT Attempts			saf	pts
		ua	a	total	tfl-yds		ff	fr-yds	int-yds	qbh	brup		kick	rush	rcv		
Sep 03	at Boston College	47	34	81	8.0-23	2.0-7	0	0-0	1-23	0	1	0	2-2	0	0	0	17
Sep 10	EASTERN ILLINOIS	56	42	98	7.0-22	1.0-10	2	0-0	0-0	1	1	0	3-3	0	0	0	21
Sep 17	at Army	31	24	55	5.0-18	3.0-11	0	0-0	0-0	0	3	0	3-3	0	0	0	21
Oct 1	at Illinois	37	46	83	8.0-24	4.0-17	0	1-0	0-0	0	1	0	3-3	0	1	0	38
Oct 08	MICHIGAN	45	30	75	5.0-27	4.0-26	1	1-0	1-0	3	3	0	6-6	0	0	0	42
Oct 15	at Iowa	57	40	97	8.0-29	3.0-20	1	1-0	1-98	4	3	0	5-5	0	0	0	41
Oct 22	PENN STATE	42	38	80	9.0-66	7.0-64	0	0-0	1-63	0	3	0	4-4	0	0	0	34
Oct 29	at Indiana	50	26	76	2.0-3	0.0-0	1	1-0	0-0	0	1	0	5-5	0	0	0	38
Opponents		365	280	645	52.0-212	24.0-155	5	4-0	4-184	8	16	0	31-31	0	1	0	252
		304	258	562	35.0-132	13.0-87	2	5-0	8-78	8	17	1	34-34	0	0	0	253

		Punting										Field Goals			Kickoffs				
Date	Opponent	no.	yds	avg	long	blkd	tb	fc	50+	i20	md-att	long	blkd	no.	yds	avg	tb	ob	
Sep 03	at Boston College	4	163	40.8	52	0	1	0	1	1	1-3	19	0	4	275	68.8	2	0	
Sep 10	EASTERN ILLINOIS	4	152	38.0	48	0	1	0	0	1	0-0	0	0	4	228	57.0	0	0	
Sep 17	at Army	4	149	37.2	50	0	1	0	1	0	0-2	0	0	4	248	62.0	0	1	
Oct 1	at Illinois	4	144	36.0	47	0	0	2	0	1	1-1	49	0	6	343	57.2	2	0	
Oct 08	MICHIGAN	1	38	38.0	38	0	0	0	0	0	0-1	0	1	7	454	64.9	3	1	
Oct 15	at Iowa	3	120	40.0	46	0	1	1	0	0	2-2	40	0	8	506	63.2	0	1	
Oct 22	PENN STATE	4	150	37.5	46	0	1	2	0	1	2-2	37	0	7	470	67.1	3	0	
Oct 29	at Indiana	5	190	38.0	53	0	0	1	1	2	1-1	38	0	7	414	59.1	1	2	
Opponents		29	1106	38.1	53	0	5	6	3	6	7-12	49	1	47	2938	62.5	11	5	
		33	1258	38.1	65	0	6	7	5	6	5-8	47	0	44	2737	62.2	4	2	