



**NO. 14/13 NEBRASKA AT
NO. 17/15 OKLAHOMA STATE**
Oct. 23, 2010 :: 2:30 p.m. Central Time
Boone Pickens Stadium (60,218)

TV ABC SPORTS
Play-by-Play TBD
Analysis TBD
Sideline TBD

RADIO COWBOY RADIO NETWORK
Play-by-Play Dave Hunziker
Analysis John Holcomb
Sideline Robert Allen

NATIONAL RADIO SPORTS USA NETWORK
Announcers Rich Cellini and Gary Barnett

INTERNET OKSTATE.COM
SATELLITE RADIO SIRIUS CHANNEL 121
XM CHANNEL 141



Oklahoma State
COWBOYS
6-0 overall; 2-0 Big 12

COACH MIKE GUNDY

Oklahoma State, 1990
OSU Record: 42-27 (Sixth Year)
Career Record: 42-27 (Sixth Year)



Nebraska
CORNHUSKERS
5-1 overall; 1-1 Big 12

COACH BO PELINI

Ohio State, 1990
Nebraska Record: 25-9 (Third Year)
Career Record: 25-9 (Third Year)

BIG 12 STANDINGS

North	Big 12	All
Missouri	2-0	6-0
Kansas State	2-1	5-1
Nebraska	1-1	5-1
Iowa State	1-2	3-4
Colorado	0-2	3-3
Kansas	0-2	2-4

South	Big 12	All
Oklahoma	2-0	6-0
Oklahoma State	2-0	6-0
Baylor	2-1	5-2
Texas	2-1	4-2
Texas Tech	1-3	3-3
Texas A&M	0-2	3-3



SERIES CAPSULE

Series History	Nebraska leads, 36-5-1
In Stillwater	Nebraska leads, 15-3-1
In Lincoln	Nebraska leads, 20-2-0
At Neutral	Nebraska leads, 1-0-0
First Meeting (1960)	OSU 7, NU 6
Last Meeting (2007)	OSU 45, NU 14
Last OSU Win (2007)	OSU 45, NU 14
Last Nebraska Win (2003)	NU 17, OSU 7
Gundy vs. Nebraska	2-0
Pelini vs. OSU	0-0

OSU COACHING STAFF

Head Coach	Mike Gundy
Wide Receivers	Gunter Brewer
Assoc. HC/STs/Safeties	Joe DeForest
Running Backs	Robert Gillespie
Offensive Coord./QBs	Dana Holgorsen
Cornerbacks	Jason Jones
Inside Receivers	Doug Meacham*
Linebackers	Glenn Spencer*
Offensive Line	Joe Wickline
Defensive Coordinator/DL	Bill Young

* In the press box on gameday

OSU MEDIA RELATIONS

Kevin Klintworth, Assoc. A.D./FB Contact
kevin.klintworth@okstate.edu/405-744-7714

Gavin Lang, Associate SID/FB Contact
gavin.lang@okstate.edu/405-612-9274

Mike Noteware, Associate SID
mike.noteware@okstate.edu/405-744-7756

Ryan Cameron, Assistant SID
ryan.cameron@okstate.edu/405-744-4854

Wade McWhorter, Assistant SID
wade.mcwhorter@okstate.edu/405-744-7853

Roxanne Cantrell, Unit Assistant
roxanne.cantrell@okstate.edu/405-744-7714

Sean Maguire, Graduate Assistant
sean.maguire@okstate.edu/405-744-7714

OKLAHOMA STATE

9/4	Washington State	FSN	W, 65-17
9/11	Troy	--	W, 41-38
9/18	Tulsa	--	W, 65-28
9/30	Texas A&M	ESPN	W, 38-35
10/8	at Louisiana	ESPN2	W, 54-28
10/16	at Texas Tech	FS+	W, 34-17
10/23	Nebraska	ABC	2:30 pm
10/30	at Kansas State	TBD	TBD
11/6	Baylor	TBD	TBD
11/13	at Texas	TBD	TBD
11/20	at Kansas	TBD	TBD
11/27	Oklahoma	ABC	TBD

NEBRASKA

9/4	Western Kentucky	W, 49-10
9/11	Idaho	W, 38-17
9/18	at Washington	W, 56-21
9/25	South Dakota State	W, 17-3
10/7	at Kansas State	W, 48-13
10/16	Texas	L, 20-13
10/23	at Oklahoma State	2:30 pm
10/30	Missouri	TBD
11/6	at Iowa State	TBD
11/13	Kansas	TBD
11/20	at Texas A&M	TBD
11/26	Colorado	2:30 pm

SERIES VS. NEBRASKA


1960	W	7-6	A
1961	W	14-6	H
1962	L	0-14	A
1963	L	16-20	H
1964	L	14-27	A
1965	L	17-21	H
1966	L	6-21	A
1967	L	0-9	A
1968	L	20-21	H
1969	L	3-13	A
1970	L	31-65	A
1971	L	13-41	H
1972	L	0-34	A
1973	T	17-17	H
1974	L	3-7	A
1975	L	20-28	H
1976	L	10-14	A
1977	L	14-31	H
1978	L	14-22	A
1979	L	0-36	H
1980	L	7-48	A
1981	L	7-54	H
1982	L	10-48	A
1983	L	10-14	H
1984	L	3-17	A
1985	L	24-32	H
1986	L	10-30	A
1987	L	0-35	H
1988	L	42-63	A
1989	L	23-48	H
1990	L	3-31	A
1991	L	15-49	H
1992	L	0-55	A
1993	L	13-27	H
1994	L	3-32	A
1995	L	21-64	H
1998	L	17-24	N
1999	L	14-38	A
2002	W	24-21	H
2003	L	7-17	A
2006	W	41-29	H
2007	W	45-14	A

WHAT TO WATCH FOR

**COWBOYS
PART OF THE
PERFECT 10**

**ANOTHER WEEK,
ANOTHER CAREER
PERFORMANCE BY
BLACKMON**

**COWBOYS START 6-0
FOR SECOND TIME IN
THREE YEARS**





COMING HOME

The Oklahoma State Cowboys (6-0/2-0) return home to Boone Pickens Stadium for the first time since Sept. 30 when they host the Nebraska Cornhuskers 2:30 p.m. Saturday afternoon. The Cowboys will be playing their only home game in the month of October when Nebraska visits for the 2010 Homecoming game.

TV

The Cowboys make their fourth television appearance of the season on a fourth different network when Nebraska visits. ABC is in town for the matchup with OSU appearing on the network for the first time this season. OSU has already made early-season appearances on FSN, FSN Southwest, ESPN and ESPN2. OSU is 5-5 in its last 10 games on ABC. Since the beginning of the 2009 season, OSU has had 15 appearances on national cable or regional network television.

THE SERIES

Nebraska holds a 36-5-1 all-time lead in the series, but the Cowboys have turned the tables of late with a two-game winning streak and three wins in the four contests since the turn of the century. Some series notes:

- Nebraska has not won in Stillwater since 1995 in what was OSU head coach Bob Simmons' first game at OSU. The teams played in Kansas City in 1998 and the Cowboys picked up home wins over the Huskers in 2002 and 2006.
- The series only dates back to 1960, making it the shortest for OSU against any of its old Big Eight Conference comrades.
- OSU set a record for its most points scored against the Cornhuskers in its last game vs. Nebraska (a 45-14 win in 2007 in Lincoln).
- From 1962 until 2001 OSU had just a 1973 tie to show for its efforts against Nebraska. However those winless years were still competitive with 10 games decided by eight points or less.

- Mike Gundy is 2-0 vs. Nebraska.

A CHANGE OF PACE

Nebraska comes to town No. 4 nationally in rushing offense and No. 111 in passing offense. Through six games, OSU has played three of the nation's top 11 passing offenses in No. 6 Texas Tech, No. 10 Texas A&M, and No. 11 Troy. OSU also faced the nation's 27th most productive passing attack in Tulsa.

DID YOU KNOW?

Oklahoma State defensive coordinator Bill Young coached Nebraska head coach Bo Pelini at Ohio State when Young was on the staff of John Cooper.

LAST MEETING

It was historic for the Cowboys as OSU rolled to a 45-14 win in Lincoln after bolting to a 38-0 halftime advantage. The Cowboys posted 551 yards of total offense and scored on their first six possessions. Dantrell Savage rushed for 212 yards while freshman Kendall Hunter ran for 67 yards on 10 carries, including a 33-yard touchdown. Nebraska was limited to 335 yards and did not score until the first play of the fourth quarter. It was OSU's second win in Lincoln in 22 games.

LAST TIME IN STILLWATER

On Oct. 28, 2006, Oklahoma State rallied from an early 16-0 deficit for a 41-29 win over the Cornhuskers the last time Nebraska visited Stillwater. OSU closed the game with a 21-point fourth quarter to win going away. Quarterback Bobby Reid tossed two touchdown passes (to Keith Toston and Adarius Bowman) and defensive end Nate Peterson closed the scoring for OSU with a 19-yard fumble return for a score. Dantrell Savage ran for 117 yards and D'Juan Woods had 87 receiving yards on just four catches.



BIG 12 TELECONFERENCE

Big 12 football coaches conduct a media teleconference every Monday from 10:00 a.m.-12:00 p.m. CT.

Contact Big 12 Communications for the call-in and/or replay numbers. The calls are also available live and archived on the Big 12 web site at: Big12Sports.com.

10:00 a.m.	Turner Gill, Kansas
10:10 a.m.	Bob Stoops, Oklahoma
10:20 a.m.	Mike Gundy, Oklahoma State
10:30 a.m.	Bill Snyder, Kansas State
10:40 a.m.	Gary Pinkel, Missouri
10:50 a.m.	Tommy Tuberville, Texas Tech
11:00 a.m.	Art Briles, Baylor
11:10 a.m.	Paul Rhoads, Iowa State
11:20 a.m.	Mack Brown, Texas
11:30 a.m.	Mike Sherman, Texas A&M
11:40 a.m.	Dan Hawkins, Colorado
11:50 a.m.	Bo Pelini, Nebraska

MIKE GUNDY TELECONFERENCE

Coach Mike Gundy will hold a media teleconference at 6 p.m. central time every Sunday. Contact the OSU media relations office for call-in information. The call is for media only.

GAMEDAY MEDIA PARKING

Media parking this fall has moved. While still on Monroe Street, the media lot is now in the parking garage just north of the Monroe and Hall of Fame intersection. A map is located on page 14 of the football media guide and at www.okstate.com/media.

POSTGAME HIGHLIGHTS

Postgame highlights and news conferences will be on the OSU ftp site approximately 90 minutes after the conclusion of the game. OSU also produces a satellite highlight feed for non-televised games with a much earlier feed time. Satellite info will be announced on Wednesdays of game weeks.

MONDAY MEDIA LUNCHEON PARKING

Parking is once again across the street from the stadium in the St. John Catholic Church parking lot and media should enter the stadium at the normal game day media gate. Mike Gundy's session with the media will be available on OSU's ftp site less than an hour after its conclusion.

TUESDAY POST-PRACTICE AVAILABILITY

Player interviews are now on Tuesday evenings after practice (6 p.m. or so) because the team now has a light workout on Sundays with Monday an off day. Mike Gundy is not available Tuesday due to his radio show on the OSU network.

Oklahoma State Media Calendar
OCTOBER, 2010

Sunday	Monday	Tuesday	Wednesday	Thursday	Friday	Saturday
17 6:00 p.m. Gundy Media Teleconference	18 10:20 a.m. Gundy on Big 12 Teleconference Noon Media Luncheon	19 Post-Practice Approx. 6 p.m. Availability for players not at Monday luncheon 7 p.m. Gundy radio show - Cowboy Radio Network	20 No interview availability	21 No interview availability	22 No interview availability except for network TV	23 2:30 p.m. Oklahoma State vs. Nebraska (Homecoming)
24 6:00 p.m. Gundy Media Teleconference	25 10:20 a.m. Gundy on Big 12 Teleconference Noon Media Luncheon	26 Post-Practice Approx. 6 p.m. Availability for players not at Monday luncheon 7 p.m. Gundy radio show - Cowboy Radio Network	27 No interview availability	28 No interview availability	29 No interview availability except for network TV	30 TBD Oklahoma State at Kansas State



JUSTIN
BLACKMON

BRANDON
WEEDEN

KENDALL
HUNTER

COWBOYS



OKLAHOMA STATE



WR JUSTIN **BLACKMON**

NCAA LEADER IN SCORING,
RECEIVING YARDS PER GAME AND
TD RECEPTIONS.

RIVALDS.COM MIDSEASON ALL-
AMERICAN

2010 STATS

GP	Rec.	Yds.	Avg.	TD	Avg./G
6	57	955	16.8	12	159.2

QB BRANDON **WEEDEN**

RANKS SECOND NATIONALLY IN PASS-
ING YARDS PER GAME, FOURTH IN
POINTS RESPONSIBLE FOR, EIGHTH IN
TOTAL OFFENSE AND 12TH IN PASS EF-
FICIENCY

2010 STATS

Effic.	C-A-I	Pct.	Yards	TD	Avg./G
163.04	155-225-8	68.9	1,966	19	327.7

RB KENDALL **HUNTER**

RANKS FIFTH NATIONALLY IN
RUSHING YARDS PER GAME

RANKS 14TH NATIONALLY IN
SCORING AND 16TH NATIONALLY
IN ALL-PURPOSE YARDS

2010 STATS

GP	Att.	Net	Avg.	TD	Avg./G
6	135	830	6.1	10	138.3



IT'S HOMECOMING

In case you hadn't heard, Homecoming is a big week on the Oklahoma State campus and the 2010 version of "America's Greatest Homecoming Celebration" is on the agenda this week with the theme of "Cowboy Nation". A full week of activities is already underway on campus. The highlights include "The Walkaround" on Friday night with as many as 50,000 alumni, students and gawkers heading to the Greek neighborhood to enjoy the Homecoming decorations. Later in the evening (doors open at 8:30 p.m.) it's "Homecoming And Hoops" as Midnight Madness meets a football pep rally in Gallagher-Iba Arena.

THE HOMECOMING SCHEDULE

Date	Event	Location
Sun.	Harvest Carnival	Payne County Expo Center
Sun.	Chili Cook-off	Payne County Expo Center
Wed.	Street Painting	Hester Street
Thurs.	Orange Ambiance	Theta Pond
Fri.	WalkAround	Greek Neighborhood
Fri.	Homecoming & Hoops	Gallagher-Iba Arena
Sat.	Sea Of Orange Parade	Downtown Stillwater

HOMECOMING NUMBERS

Oklahoma State is 47-34-7 all-time in Homecoming games, dating back to the original in 1921. There was no Homecoming game in 1943. OSU has won three straight Homecoming games since a three-game losing streak in front of the alumni. OSU is 1-2 vs. Nebraska when the Cornhuskers visit for Homecoming. It hasn't happened since 1968 and Nebraska was a 21-20 winner in that contest.

THE NORTH STREAK

Oklahoma State has won its last six games against the Big 12 North, dating back to a 2007 loss to the Orange Bowl-bound Kansas Jayhawks. OSU is 10-2 vs. the North Division since the beginning of the 2006 season.

A STREAKING START

Oklahoma State is off to a 6-0 start for just the fourth time in school history, but for the second time in three seasons as OSU won seven straight to open 2008. A win on Saturday would give OSU a tie for the second best start in school history at 7-0. Mike Gundy is the first OSU coach to lead the Cowboys to more than one 6-0 start.

BEST COWBOY STARTS

1945	9-0
2008	7-0
2010	6-0
1997	6-0

BIG 12, TOO

Oklahoma State is also off to another 2-0 start in Big 12 play. The Cowboys are 2-0 for the third straight season but for just the fifth time since Big 12 play began in 1996. OSU will be looking for a third straight 3-0 conference start and for its fourth 3-0 beginning during the Big 12 era.

AND THEN THERE WERE 10

Only 10 teams remain unbeaten in college football, including the Oklahoma State Cowboys. OSU is joined by Missouri and Oklahoma from the Big 12 in the unbeaten circle. Those two teams play each other this week as do unbeaten LSU and Auburn.

THE PERFECT 10

School	Record	Up Next
Auburn	7-0	LSU
LSU	7-0	at Auburn
Michigan State	7-0	at Northwestern
TCU	7-0	Air Force
Oklahoma State	6-0	Nebraska
Boise State	6-0	Louisiana Tech
Oregon	6-0	UCLA
Oklahoma	6-0	at Missouri
Missouri	6-0	Oklahoma
Utah	6-0	Colorado State

THE BIG 12 SINCE '09 OPENER

School	W-L
Texas	17-3
Oklahoma State	15-4
Nebraska	15-5
Missouri	14-5
Oklahoma	14-5
Texas Tech	12-7
Kansas State	11-7
Iowa State	10-10
Baylor	9-11
Texas A&M	9-12
Kansas	7-11
Colorado	6-12



TEAM COMPARISON

Category	NCAA		NCAA	
	OSU	Rank	Nebraska	Rank
Rushing Offense	174.33	41	302.17	4
Passing Offense	361.00	3	143.50	111
Total Offense	535.33	2	445.67	24
Scoring Offense	49.50	2	36.83	14
Rushing Defense	124.50	36	157.33	74
Pass Efficiency Defense	124.27	58	80.41	1
Total Defense	404.50	92	274.33	9
Scoring Defense	27.17	73	14.00	9
Net Punting	40.13	13	37.80	39
Punt Returns	11.20	27	15.33	9
Kickoff Returns	20.56	79	22.27	57
Turnover Margin	0.83	19	0.33	44
Pass Defense	280.00	114	117.00	1
Passing Efficiency	165.09	8	135.14	47
Sacks	2.50	33	1.83	66
Tackles for Loss	5.67	73	3.50	118
Sacks Allowed	1.33	34	1.33	34

OSU ATHLETICS SNAPSHOT

- 49 NCAA Team Championships, including the 2009 NCAA men's cross country title (leads the Big 12 and ranks fourth nationally).
- OSU won a school-record five Big 12 titles in 2008-09 (men's cross country, women's soccer, equestrian, men's golf and women's golf) and won four in 2009-10 (men's cross country, women's soccer, wrestling and men's golf).
- Junior golfer Peter Uihlein won the 2010 U.S. Amateur Championship in August, making him the fourth Cowboy to win the prestigious Havemeyer Trophy.

OPPONENT QUICK HITS

Date	Opponent	Score	Opp. Record	Catching Up With The Opponent
Sept. 4	Washington State	W, 65-17	1-6; 0-4 Pac-10	Lost to Arizona, 24-7. Next: at Stanford
Sept. 11	Troy	W, 41-38	4-2; 3-0 Sun Belt	Beat Louisiana, 31-24. Next: at Louisiana-Monroe
Sept. 18	Tulsa	W, 65-28	4-3; 2-2 C-USA	Beat Tulane, 52-24. Next: at Notre Dame
Sept. 30	Texas A&M	W, 38-35	3-3; 0-2 Big 12	Lost to Missouri, 30-9. Next: at Kansas
Oct. 8	at Louisiana	W, 54-28	2-4; 2-2 Sun Belt	Lost at Troy; 31-24. Next: Western Kentucky
Oct. 16	at Texas Tech	W, 34-17	3-3; 1-3 Big 12	Lost to Oklahoma State, 34-17. Next: at Colorado
Oct. 23	Nebraska	--	5-1; 1-1 Big 12	Lost to Texas, 20-13. Next: at Oklahoma State
Oct. 30	at Kansas State	--	5-1; 2-1 Big 12	Won at Kansas, 59-7. Next: at Baylor
Nov. 6	Baylor	--	5-2; 2-1 Big 12	Won at Colorado; 31-25. Next: Kansas State
Nov. 13	at Texas	--	3-2; 1-1 Big 12	Won at Nebraska, 20-13. Next: Iowa State
Nov. 20	at Kansas	--	2-4; 0-2 Big 12	Lost to Kansas State, 59-7. Next: Texas A&M
Nov. 27	Oklahoma	--	6-0; 2-0 Big 12	Beat Iowa State, 52-0. Next: at Missouri



FACING THE ELITE

Nebraska represents OSU's first 2010 opponent from the Associated Press top 25. After facing five ranked opponents in 2008, OSU has played just two since the beginning of the 2009 season (a win over No. 13 Georgia and a loss to No. 3 Texas – both last season).

THE 2010 VOTE

With the rise to No. 17 in this week's AP poll, Oklahoma State has now been a member of the AP top 25 for 29 of the last 33 weeks. OSU is 16-8 as a member of the AP top 25 under Mike Gundy.

THE SPIRIT OF 76

Under Mike Gundy, OSU has now cracked the AP top 25 in three straight seasons. OSU had not been ranked by the AP in three consecutive years since the Cowboys made the polls (at least for a week) in eight straight years from the finale of 1970 through the first game of 1977.

ASSOCIATED PRESS/USA TODAY POLLS AND BCS STANDINGS: WEEK 8

Associated Press

1 Oregon (39)	6-0	1471
2 Boise State (15)	6-0	1433
3 Oklahoma (3)	6-0	1355
4 TCU (3)	7-0	1340
5 Auburn	7-0	1279
6 LSU	7-0	1132
7 Alabama	6-1	1121
8 Michigan State	7-0	1062
9 Utah	6-0	1019
10 Wisconsin	6-1	920
11 Ohio State	6-1	895
12 Stanford	5-1	828
13 Iowa	5-1	768
14 Nebraska	5-1	684
15 Arizona	5-1	619
16 Florida State	6-1	615
17 Oklahoma State	6-0	575
18 Missouri	6-0	552
19 South Carolina	4-2	372
20 West Virginia	5-1	346
21 Arkansas	4-2	343
22 Texas	4-2	267
23 Virginia Tech	5-2	122
24 Mississippi State	5-2	111
25 Miami (FL)	4-2	85

USA Today

1 Oregon (42)	6-0	1452
2 Boise State (11)	6-0	1385
3 Oklahoma (4)	6-0	1334
4 TCU (1)	7-0	1300
5 Auburn (1)	7-0	1238
6 LSU	7-0	1132
7 Alabama	6-1	1085
8 Michigan State	7-0	1037
9 Utah	6-0	1004
10 Ohio State	6-1	936
11 Wisconsin	6-1	867
12 Iowa	5-1	785
13 Nebraska	5-1	768
14 Stanford	5-1	689
15 Oklahoma State	6-0	659
16 Missouri	6-0	640
17 Florida State	6-1	608
18 Arizona	5-1	494
19 West Virginia	5-1	323
20 South Carolina	4-2	284
21 Arkansas	4-2	274
22 Texas	4-2	256
23 Virginia Tech	5-2	165
24 Mississippi State	5-2	133
25 Miami (FL)	4-2	127

BCS Rankings

Others receiving votes: USC 80, Kansas 40, Nevada 19, North Carolina 8, Northwestern 8, Hawaii 8, Michigan 7, Georgia Tech 5, Oregon State 3, North Carolina State 2, Baylor 2, East Carolina 1, Air Force 1, Kentucky 1, Washington 1

Others receiving votes: Northwestern 60, Kansas State 53, Nevada 28, Michigan 23, Hawaii 9, North Carolina 8, Georgia Tech 6, Air Force 5, East Carolina 4, Baylor 3, Navy 1

CAREER/SEASON RECORDS WATCH :: THE HOT LIST

KEY SINGLE-GAME RECORDS TO WATCH

CAREER RUSHING YARDS

1. Thurman Thomas (1984-87)	4,595
2. Terry Miller (1974-77)	4,581
3. David Thompson (1993-96)	4,314
4. Barry Sanders (1986-88)	3,556
5. Ernest Anderson (1979-83)	3,529
6. Kendall Hunter (2007-present)	3,463
7. Tatum Bell (2000-03)	3,409

CAREER SCORING

1. Barry Sanders, RB (1986-88)	330
2. Cary Blanchard, K (1987-90)	315
3. Dan Bailey, K (2007-present)	296
4. Larry Roach, K (1981-94)	290
5. Terry Miller, RB (1974-77)	270
6. Thurman Thomas, RB (1984-87)	266
7. Tim Sydnes, K (1996-99)	265
8. Luke Phillips, K (2001-03)	263
9. Rashaun Woods, WR (2000-03)	252
10. Jason Ricks, K (2004-07)	219
11. Kendall Hunter, RB (2007-present)	198
12. Lawson Vaughn, K (1992-95)	197
13. Dez Bryant, WR (2007-09)	194

CAREER TOUCHDOWN RUSHES

1. Barry Sanders (1986-88)	48
2. Thurman Thomas (1984-87)	43
Terry Miller (1974-77)	43
4. Tatum Bell (2000-03)	34
5. Kendall Hunter (2007-present)	31

CAREER TOUCHDOWN PASSES

1. Zac Robinson (2006-09)	66
5. Tony Lindsay (1997-2000)	24
Tone Jones (1993-96)	24
Rusty Hilger (1981-84)	24
8. Brandon Weeden (2008-present)	23

CAREER TOUCHDOWN RECEPTIONS

1. Rashaun Woods (2000-03)	42
2. Hart Lee Dykes (1985-88)	30
3. Dez Bryant (2007-09)	29
4. Adarius Bowman (2006-07)	20
D'Juan Woods (2002-06)	20
6. Alonzo Mayes (1994-97)	15
Hermann Eben (1968-70)	15
8. Justin Blackmon (2009-present)	14
9. Jaime Harris (1983-84)	12
10. Rueben Gant (1971-74)	10

SEASON TOUCHDOWN PASSES

1. Josh Fields (2002)	31
2. Zac Robinson (2008)	25
3. Bobby Reid (2006)	24
4. Zac Robinson (2007)	23
5. Josh Fields (2003)	21
6. Brandon Weeden (2010)	19
Mike Gundy (1988)	19
8. Robert Cutburth (1969)	16
Ronnie Johnson (1968)	16
10. Zac Robinson (2009)	15
Tony Pounds (1970)	15

SEASON TOUCHDOWN RECEPTIONS

1. Dez Bryant (2008)	19
2. Rashaun Woods (2002)	17
3. Rashaun Woods (2003)	15
4. Hart Lee Dykes (1988)	14
5. Justin Blackmon (2010)	12
Adarius Bowman (2006)	12
7. Rashaun Woods (2001)	10
8. Adarius Bowman (2007)	8
Hart Lee Dykes (1987)	8
D'Juan Woods (2005)	8

PASS ATTEMPTS

1. 50	Zac Robinson vs. Oregon (2008)
50	Tony Pounds vs. Kansas State (1970)
3. 49	Aso Poggi vs. Colorado (2000)
4. 48	Don Babers vs. Detroit (1952)
5. 47	Brandon Weeden at Louisiana (2010)

PASS COMPLETIONS

1. 30	Zac Robinson vs. Texas (2007)
30	Aso Poggi vs. Colorado (2000)
3. 29	Brandon Weeden at Louisiana (2010)
29	Brandon Weeden vs. Troy (2010)
5. 28	Brandon Weeden vs. Texas A&M (2010)

PASSING YARDS

1. 430	Zac Robinson vs. Texas (2008)
2. 429	Mike Gundy vs. Kansas (1989)
3. 411	Bobby Reid vs. Kansas (2006)
4. 409	Brandon Weeden vs. Tulsa (2010)
5. 395	Zac Robinson vs. Iowa State (2008)
6. 363	Ronnie Williams vs. Nebraska (1985)
7. 357	Josh Fields vs. Oklahoma (2002)
8. 356	Brandon Weeden vs. TTU (2010)
9. 354	Josh Fields vs. Kansas (2002)
10. 351	Brandon Weeden at Louisiana (2010)
351	Al Pena vs. Baylor (2005)
12. 348	Brandon Weeden vs. Troy (2010)

PASSING TOUCHDOWNS

1. 7	Josh Fields vs. SMU (2003)
2. 6	Brandon Weeden vs. Tulsa (2010)
	Josh Fields Kansas (2002)
4. 5	Brandon Weeden at Louisiana (2010)
	Zac Robinson vs. Iowa State (2008)
	Bobby Reid vs. Kansas (2006)
6. 4	Josh Fields vs. Baylor (2002)
	Josh Fields vs. OU (2002)
	Al Pena vs. Baylor (2005)
	Bobby Reid vs. Missouri State(2006)

TOTAL OFFENSIVE YARDS

1. 486	Zac Robinson vs. Texas (2007)
2. 465	Zac Robinson vs. Iowa State (2008)
3. 457	Bobby Reid vs. Kansas (2006)
4. 434	Mike Gundy vs. Kansas (1989)
5. 407	Brandon Weeden vs. Tulsa (2010)

RECEPTIONS

1. 16	Alex Lloyd vs. Kansas (1949)
2. 13	Justin Blackmon at Louisiana (2010)
13	Dez Bryant vs. Oregon (2008)
13	Adarius Bowman vs. Kansas (2006)
13	Rashaun Woods vs. SMU (2003)

RECEIVING YARDS

1. 300	Adarius Bowman vs. Kansas (2006)
2. 236	Dez Bryant vs. Houston (2008)
3. 232	Rashaun Woods vs. SMU (2003)
4. 226	Rashaun Woods vs. Oklahoma (2002)
5. 223	Rashaun Woods vs. Ole Miss (2003)
6. 212	Dez Bryant vs. Baylor (2008)
7. 208	Curtis Mayfield vs. Nebraska, 1989
8. 207	Justin Blackmon at Texas Tech (2010)

RECEIVING TOUCHDOWNS

1. 7	Rashaun Woods vs. SMU (2003)
2. 4	Dez Bryant vs. Iowa State (2008)
	Adarius Bowman at Kansas (2006)
4. 3	Justin Blackmon vs. Tulsa (2010)
	Justin Blackmon vs. Washington St. (2010)
	Dez Bryant vs. Texas A&M (2008)
	Dez Bryant vs. Troy (2008)
	Dez Bryant vs. Houston (2008)
	Rashaun Woods vs. Oklahoma (2002)
	Rashaun Woods at Kansas (2002)
	Rashaun Woods vs. Louisiana Tech (2002)
	Rashaun Woods vs. Texas Tech (2001)
	Hart Lee Dykes vs. Kansas (1988)



MAKING HISTORY IN LUBBOCK

Oklahoma State is coming off a convincing 34-17 win at Texas Tech as the Cowboys won in Lubbock for the first time since 1944. The Cowboys jumped to a 21-0 first quarter lead and never trailed. The highlights from last week:

- In the win, the Cowboys held Texas Tech below 20 points in consecutive seasons for the first time since 1974 and 1975.
- OSU set a season high in time of possession with 34:32. The Cowboys also set a season-high with 48 rushing attempts.
- The OSU defense gave up 14 second-quarter points, but limited the Red Raiders to a total of three points over the other three quarters.
- Kendall Hunter (130) and true freshman Joseph Randle (95) combined for 225 rushing yards. Randle also added 44 receiving yards.
- It was another day at the office for Justin Blackmon with 10 catches for 207 yards and a 62-yard score.
- Orié Lemon was credited with 17 tackles, including 14 solo stops.
- Safety Johnny Thomas had one of his best games with nine tackles and a big forced fumble.
- The Cowboys held Tech to 7-of-21 on combined third and fourth-down conversion attempts.
- Brandon Weeden passed for 356 yards with a score as OSU generated 30 first downs and rolled up 581 yards of total offense.
- OSU held the ball for 9:57 of the fourth quarter.
- Tech quarterback Taylor Potts was limited to 226 passing yards after entering the game throwing for 329 yards per outing.
- The Cowboys had three different players rush for a TD in the same game for the first time since playing Grambling State on Sept. 26, 2009.

COWBOYS TOPPING THE CHARTS

Oklahoma State enters the Nebraska game with a handful of individuals leading the nation in several categories and some others near the top of the charts:

- Justin Blackmon leads the country in scoring (13 ppg), receiving yards per game (159.2), total receiving yards (955) and touchdown receptions (12). He is second in the country in catches per game (9.5) and is No. 12 in all-purpose yards (161.7 per game).
- Senior linebacker Orié Lemon leads the nation with an average of 8.67 solo tackles per game. He is No. 9 nationally with two recovered fumbles. He is coming off a 17-tackle effort at Texas Tech.
- Senior Dan Bailey is one of nine kickers nationally yet to miss a field goal in 2010. He is third nationally in scoring at 12.5 ppg).
- Kendall Hunter is No. 5 in rushing and tops in the Big 12 at 138.33 yards per game.
- Brandon Weeden is second in passing yards per game (327.67), second in touchdown passes with 19, fourth in the "points responsible for" category with 19.0 per game, fifth in total passing yards (1,966), and No. 12 in passing efficiency (163.04).
- Andrew McGee is No. 15 nationally with three interceptions.

MID-YEAR MILESTONES

Entering the Nebraska game, Oklahoma State's Big Three on offense are already within striking distance of some statistical marks that are usually used to measure entire seasons.

- Kendall Hunter needs 170 yards to record the second 1,000-yard rushing season of his career.
- Justin Blackmon needs only 45 receiving yards to reach 1,000 for the season.
- Brandon Weeden lacks just 34 passing yards to reach the 2,000-yard mark.

A NEVER EVER FOR BLACKMON

Justin Blackmon reached another milestone in Lubbock when he became the first Cowboy to record six straight 100-yard receiving games with his 209-yard effort against the Red Raiders. Blackmon also has a "second-best" streak going with a touchdown reception in six straight games. The record of eight was set by Hart Lee Dykes over the final eight games of his career in 1988. Over the last two games, Blackmon now has 23 catches covering 397 yards with three scores. He has set a career high in receiving yards in each of the last two games (190 vs. Louisiana and 207 against Texas Tech).

AMERICA'S BEST KICK COMBO?

Oklahoma State could make a case that it has the best kicking combo in America in Dan Bailey and punter/kicker Quinn Sharp. Bailey is simply perfect on the season. He is 13-of-13 on field goals and 36-of-36 on extra points. He became the first Cowboy since Luke Phillips (in a 2001 win at Oklahoma) to boot two 52-yarders in the same game as part of his 4-for-4 effort at Louisiana. Sharp is not only one of America's leading punters (10th) with his 45.63-yard average, but he also has OSU No. 13 in the country in net punting and continues to lead America in touchbacks with 35. He led the nation in that category last season as a freshman.

BAILEY MOVES UP

Not only is Dan Bailey perfect on the season, but he is climbing OSU's career scoring chart. He is now third all-time at OSU with 296 career points.

- He has hit 21 of his last 22 field goal attempts with the only miss during that stretch at 53-yarder vs. Colorado in 2009.
- He booted a game winner at the gun in OSU's 38-35 over Texas A&M to provide OSU's first "walk-off" field goal since 1981.
- Bailey has hit all 167 of his career extra-point attempts for an OSU record.

SHARP STILL SHARP

Quinn Sharp, just a sophomore, has already proven his value as a punter and kicker. And his sophomore season has been stronger than his outstanding freshman season. Sharp enters this week 10th in the country with an average of 45.63 yards per punt. Even more importantly, OSU is No. 13 in the country in net punting (40.13 yards per kick).

- Sharp is second among all active NCAA punters with a career average of 45.25 yards per kick.
- He has 33 career punts in excess of 50 yards and eight of longer than 60 (including three this season).
- Eight of his 20 punts this season have resulted in a fair catch.

OSU IN THE NFL



Billy Bajema	St. Louis Rams	TE
Dez Bryant	Dallas Cowboys	WR
Perrish Cox	Denver Broncos	CB
Corey Hilliard	Detroit Lions	OL
Charlie Johnson	Indianapolis Colts	OL
Jacob Lacey	Indianapolis Colts	CB
Ryan McBean	Denver Broncos	DE
Andrew Mitchell	Cincinnati Bengals	OT
Russell Okung	Seattle Seahawks	OT
Juqua Parker	Philadelphia Eagles	DE
Brandon Pettigrew	Detroit Lions	TE
Zac Robinson	Seattle Seahawks	QB
Antonio Smith	Houston Texans	DE
Keith Toston	St. Louis Rams	RB
Jamal Williams	Denver Broncos	DT
Kevin Williams	Minnesota Vikings	DT
D'Juan Woods	New Orleans Saints	WR

OKLAHOMA STATE COWBOY RADIO NETWORK AFFILIATES

KYKC-FM 100.1	Ada - Southeast OK
KWHW-AM 1450	Altus - Southwest OK
KACO-FM 98.5	Anadarko - Southwest OK
KWON-AM 1400	Bartlesville - Northeast OK
KOKB-AM 1580	Blackwell - North Central OK
KKBI-FM 106.1	Broken Bow - Southeast OK
KRVT-AM 1270	Claremore - Northeast OK
KNID-FM 103.1	Enid - North Central OK
KTAT-AM 1570	Frederick - Southwest OK
KGVE-FM 99.3	Grove - Northeast OK
KGYN-AM 1210	Guymon - Panhandle
KTJS-AM 1420	Hobart - Southwest OK
KVRW-FM 107.3	Lawton - Southwest OK
KTMC-FM 105.1	McAlester - Southeast OK
KXXY-FM 96.1	Oklahoma City - Central OK
WBBZ-AM 1230	Ponca City - North Central OK
KGFF-AM 1450	Shawnee - Central OK
KSPI-AM 780	Stillwater - North Central OK
KSPI-FM 93.7	Stillwater - North Central OK
KTLC-AM 1350	Tahlequah - Northeast OK
KFAQ-AM 1170	Tulsa - Northeast OK
KGND-AM 1470	Vinita - Northeast OK
KWEY-FM 97.3	Weatherford - West Central OK
KMZE-FM 92.1	Woodward - Northwest OK



- He has 27 career punts inside the opponent's 20.
- Of his 53 kickoffs this season, 35 have gone for touchbacks. He led the nation in that category last season.

BIG GAME WATCH

Oklahoma State's team is so young that the most career records are safe – for now. However, it has been open season on OSU's single-game performance list. Take a look at the current team and individual single-game performances in 2010 and where they rank all-time at OSU:

- In just six career starts, Brandon Weeden has the fourth (409 vs. Tulsa), the eighth (356 vs. Texas Tech), the 10th (351 vs. Louisiana) and the 11th (348 vs. Troy) best passing games in OSU history.
- Kendall Hunter's 257-yard rushing game vs. Washington State is No. 14 all-time at OSU.
- Justin Blackmon's last two games have been the ninth (190 vs. Louisiana) and the eighth (207 vs. Tech) best receiving games in school history.
- Blackmon's 13 catches at Louisiana rank second all-time and his 10 grabs at Tech are No. 12 all-time.
- As a team, OSU set a record with 722 yards of offense vs. Tulsa and the 581 yards at Texas Tech rank No. 22 all-time.

THE NUMBERS GAME

Oklahoma State's offense, despite returning just four starters (including only one offensive lineman) continues to shine in 2010. Some numbers to digest:

- OSU is averaging 49.5 points per game and trails only Oregon (54.3 ppg) nationally. OSU has scored at least 34 points in every game and cracked the 40-point mark four times in five games, the 50-point mark three times and 60 points twice. The 2010 Cowboys are just the third in school history to reach 60 points twice in one year.
- OSU is second nationally in total offense (535.3 ppg) – again trailing only Oregon.
- OSU has scored 297 points through six games. It's the third best total in school history through six games and the best of the modern era.
- OSU has already surpassed its entire 2009 total with 21 touchdown passes.
- Sixteen players have caught a pass this season and 12 of them have a reception of at least 18 yards. Even more impressive, six Cowboys have a catch of at least 34 yards.
- OSU is still averaging 4.6 yards per team rush, topping last season's 4.4 final mark.
- OSU leads the Big 12 in scoring offense, total offense, passing offense, red zone offense, and passing efficiency.
- OSU has 25 scoring drives with an elapsed time of less than two minutes (including a 91-yard drive in 1:26 and an 81-yard drive in 1:42).

NCAA TOTAL OFFENSE LEADERS

Teams	YPG
1. Oregon	567.0
2. Oklahoma State	535.3
3. Michigan	532.0

CASHING IN

Oklahoma State is second nationally in red zone offense with points on 27 of its 28 chances. The breakdown includes 11 rushing touchdowns, nine passing touchdowns and seven field goals. OSU's only failure in the red zone came in the first half against Texas A&M when the Cowboys were held on downs.

HUNTER TO DATE

The first half of the 2010 season has been a reminder of Kendall Hunter's talents. To date:

- Hunter is fifth nationally with an average of 138.3 rushing yards per game.
- He is No. 14 in the country (but third on the team) in scoring (10 points per game).
- He is No. 16 in the country (but second on the team) with an average of 159.3 all-purpose yards per game (and he had a 100-yard kickoff return wiped out by penalty).
- He ran for 208 yards in the first half against Washington State. It was the first 200-yard half by a Cowboy since Barry Sanders ran for 217 vs. Kansas in 1988.
- His four rushing touchdowns against the Cougars were just one shy of Sanders' school record (which Sanders set three times in 1988).
- He is averaging an extremely healthy 6.1 yards per rush this season.

HUNTER AND HISTORY

At a university steeped in tailback tradition with the aura of perhaps the greatest runner in college football history setting the standard, Kendall Hunter has already carved a place for himself in Cowboy backfield lore.

- Hunter is sixth all-time at OSU with 3,463 rushing yards and fifth with 31 rushing touchdowns.
- Hunter is the nation's sixth active leading rusher and No. 10 with 31 rushing touchdowns.
- He has moved up to No. 12 all-time at OSU in scoring with 192 points.
- Hunter averages an impressive 6.05 yards per rush for his career, second only to Barry Sanders among OSU's top 10 all-time runners.
- Hunter's 257-yard effort vs. Washington State was the 12th best game in OSU history.
- He has 16 career 100-yard rushing games and two 200-yard games. He has five 100-yard games and a 200-yard game this season.

OSU CAREER 100-YARD RUSHING GAMES

1. Terry Miller (1974-77)	26
2. Thurman Thomas (1984-87)	21
3. David Thompson (1993-96)	18
4. Barry Sanders (1986-88)	17
5. Kendall Hunter (2007-10)	16



**BOONE PICKENS STADIUM
2009 - Grand Opening Season**

The Oklahoma State football program celebrated the grand opening season of Boone Pickens Stadium in 2009.

The spectacular football operations center includes a brand new locker room, sports medicine center, weight room and equipment room, plus new coaches offices, team and position group meeting rooms, a new training table area and much, much more. Some facts and figures about the \$286 million project:

- :: The entire field level area is 146,000 square feet.
- :: The equipment room is 9,000 square feet, a substantial growth from the previous 3,000 square foot equipment room.
- :: The sports medicine center is 7,000 square feet with four hydrotherapy pools and a digital x-ray machine. Included in one of the hydrotherapy pools is an underwater treadmill complete with an underwater video camera that sports medicine professionals can use to record data.
- :: The locker room is 14,000 square feet with ventilated lockers.
- :: The football-only weight room is 20,000 square feet with all new equipment.
- :: The theater room seats 200 people with plush chairs and extra leg room for student-athletes.

Boone Pickens Stadium Expansions

- 1924** Permanent south side seating
- 1929** Permanent north side seating
- 1947** South side renovations raise capacity to 30,000
- 1950** North side renovations raise capacity to 39,000
- 1971** Field lowered, capacity increased to 51,000
- 1978** Coaches building constructed in east end zone
- 1980** New press box added for \$1.8 million
- 1985** Lights are added for first time for \$750,000
- 2004** New south side completed, including suites and club seating
- 2006** New north side completed, including suites and club seating
- 2008** Seating opened in new west end zone, raising capacity to 60,000
- 2009** Completed renovation including west end zone suites



CLASSY KENDALL

Kendall Hunter is one of 30 NCAA football bowl subdivision nominees for the Lowe's Senior CLASS Award. To be eligible for the award, a student-athlete must be classified as an NCAA Division I senior and have notable achievements in four areas of excellence – community, classroom, character and competition. Hunter has received several distinctions for his classroom work, including second-team academic all-Big 12 in 2009, a spot on the President's Honor Roll for a 4.0 GPA and honorable-mention Scholar-Baller in 2009 and 2008. Hunter is also a two-time recipient of the Oklahoma State Academic Achievement Award and a member of the Big 12 Commissioner's Honor Roll. Hunter has helped with the Harvest II Food Drive, made numerous visits to pediatric cancer patients in Tulsa and Oklahoma City and he's also been a guest speaker on leadership and hard work at local high schools in Oklahoma and Texas.

EVOLUTION OF A RECEIVER

The development of sophomore receiver Justin Blackmon from a 260-yard receiver for the entire 2009 season into one of America's most dangerous wideouts in 2010 is becoming a national story. His national rankings can be found throughout this update. But some other numbers to consider:

- Blackmon has at least 100 receiving yards in six straight games to set an OSU record.
- He has a TD reception in six straight games, becoming the first receiver since Hart Lee Dykes in 1988 to accomplish the feat.
- He is the first non-kicker Cowboy to score in six straight games since running back Vernard Morency in 2004 (six in a row).
- He has a reception of at least 29 yards in every game this season.
- He has at least two TD catches in four of six games this season (was held to one score by Texas A&M and Texas Tech).
- His 13-catch, 190-yard game at Louisiana was the eighth best receiving game in OSU history only to be trumped by the 10-catch, 207-yard effort at Texas Tech.
- His 955 receiving yards already represent the eighth best season in school history.
- His 57 catches also already represent the eighth best single-season total in school history.

YOUNG GUNS

Oklahoma State is among the national leaders in true freshmen seeing playing time. Through five games, OSU ranks fifth in the country in that category behind only Air Force (17), Florida (16) and Syracuse and Tennessee (15 apiece).

HOW YOUNG IS TOO YOUNG?

Oklahoma State heads into mid-October as one of America's youngest teams. How young is OSU?

- OSU's second-leading rusher is true freshman Joseph Randle.
- The second and third-team quarterbacks are freshmen.
- Nine of OSU's top 11 receivers, statistically, are expected to return next season.
- A true freshman leads OSU in kickoff and punt returns.
- Eighteen Cowboys have made their first career starts in 2010 with running back Jeremy Smith joining the list vs. Texas A&M.
- The Cowboys have four new starters in the offensive line, three new starters at linebacker (from 2009) and three new starters in the secondary.
- Ten OSU players have scored this season with only Kendall Hunter and kicker Dan Bailey representing the senior class in that category.

DOUBLING UP

Senior linebacker Orie Lemon is coming off a career-best 17-tackle effort at Texas Tech, including 14 solo tackles. It was his third double-figure tackle game in five outings. Along with leading the nation in solo tackles, Lemon has climbed to third in the Big 12 with 10.3 total tackles per game.

LISTENING TO MR. BILL

Since his arrival back at his alma mater, defensive coordinator Bill Young has been preaching turnovers to the Cowboys. The young defenders appear to be listening. OSU enters its seventh game of the season seventh nationally and tops in the Big 12 with 18 forced turnovers.

PICKING IT UP – AND OFF

The Oklahoma State defense was among the last in the country to register an interception. OSU did not have a pick through the first two games of the season. However, over the last four games the Cowboys have intercepted eight passes and now rank No. 26 nationally in that category. Six players have a pick and senior corner Andrew McGee has a team high three with an interception in three straight games. McGee is No. 15 in the country in that category.

BRAINS AND BRAWN

Oklahoma State has a pair of starting defensive linemen who have already obtained their undergraduate degrees. Defensive tackle Shane Jarka has already earned a degree in marketing and is pursuing his MBA. Defensive end Ugo Chinasa has completed work on his degree in sports management.

IT'S ALL ACADEMIC

Three Cowboy defensive linemen, Shane Jarka, Chris Donaldson and Jamie Blatnick, were academic all-Big 12 selections in 2009. While Jarka is already an OSU graduate, Donaldson is just four hours shy of his degree in secondary education.

HONORING THE BLOND BOMBER

Oklahoma State players sport a decal on their helmets this fall to honor the Blond Bomber. Bob Fenimore, OSU's first All-American and one of the most dominating players of his era, died this summer. His jersey number of 55 is not in use at OSU. He was a two-time All-American, the No. 1 overall selection in the NFL Draft and No. 3 in the Heisman balloting. Fenimore led the nation in total offense and was third in rushing, eighth in passing, ninth in scoring and 13th in punting in 1944. He still holds the OSU career record with 18 interceptions as a defensive back. OSU was 17-1 during his sophomore and junior seasons with wins in the Cotton and Sugar Bowls. He is a member of the College Football Hall of Fame as well as the Cotton Bowl Hall of Fame.



THE LAST TIME...

Oklahoma State Team

50+ Points	54 at Louisiana, Oct. 8, 2010
60+ Points	65 vs. Tulsa, Sept. 18, 2010
Shut a team out at home	vs. Northwestern State, Sept. 29, 2001 (24-0)
Shut out a conference opponent at home	vs. Kansas State, Nov. 25, 1961 (45-0)
Shut a team out on road	at Oklahoma, Nov. 11, 1995 (12-0)
Shut out a conference opponent on the road	at Oklahoma, Nov. 11, 1995 (12-0)
Overtime game	Texas A&M, Oct. 21, 2006 (L, 33-34, OT)
300+ Yards Rushing	331 at Iowa State, Nov. 7, 2009
400+ Yards Rushing	450 vs. Missouri State, Sept. 13, 2008
Less than 100 Yards Rushing	67 vs. Texas A&M, Sept. 30, 2010
Less than 25 Yards Rushing	13 at Oklahoma, Nov. 26, 2005
300+ Yards Passing	356 at Texas Tech, Oct. 16, 2010
400+ Yards Passing	574 vs. Tulsa, Sept. 18, 2010
500+ Yards Passing	574 vs. Tulsa, Sept. 18, 2010
Less than 100 Yards Passing	47 at Oklahoma, Nov. 28, 2009
500+ Yards Total Offense	581 at Texas Tech, Oct. 16, 2010
600+ Yards Total Offense	722 vs. Tulsa, Sept. 18, 2010
700+ Yards Total Offense	722 vs. Tulsa, Sept. 18, 2010
Less than 200 Yards Total Offense	109 at Oklahoma, Nov. 28, 2009
Less than 150 Yards Total Offense	109 at Oklahoma, Nov. 28, 2009
Beat a Top 25 team at home	vs. No. 13 Georgia, Sept. 5, 2009 (24-10)
Beat a Top 20 team at home	vs. No. 13 Georgia, Sept. 5, 2009 (24-10)
Beat a Top 15 team at home	vs. No. 13 Georgia, Sept. 5, 2009 (24-10)
Beat a Top 10 team at home	vs. No. 3 Oklahoma, Nov. 30, 2002 (38-28)
Beat a Top 5 team at home	vs. No. 3 Oklahoma, Nov. 30, 2002 (38-28)
Beat a Top 25 team on the road	at No. 3 Missouri, Oct. 11, 2008 (28-23)
Beat a Top 20 team on the road	at No. 3 Missouri, Oct. 11, 2008 (28-23)
Beat a Top 15 team on the road	at No. 3 Missouri, Oct. 11, 2008 (28-23)
Beat a Top 10 team on the road	at No. 3 Missouri, Oct. 11, 2008 (28-23)
Beat a Top 5 team on the road	at No. 3 Missouri, Oct. 11, 2008 (28-23)
Forced 5 Turnovers	5 vs. Texas A&M, Sept. 30, 2010
Intercepted 4 Passes	4 vs. Texas A&M, Sept. 30, 2010
Had 0 Turnovers	vs. Washington State, Sept. 4, 2010

Oklahoma State Individual Rushing

100+ Yards Rushing	130, Kendall Hunter at Texas Tech, Oct. 16, 2010
100+ Yards Rushing at Halftime	208, Kendall Hunter vs. Washington St., Sept. 4, 2010
200+ Yards Rushing	257, Kendall Hunter vs. Washington St., Sept. 4, 2010
200+ Yards Rushing in a Half	208, Kendall Hunter 1st half vs. Washington St., Sept. 4, 2010
Two Players with 100+ Yards Rushing	169, Kendall Hunter vs. Troy, Sept. 27, 2008 114, Keith Toston vs. Troy, Sept. 27, 2008
Three Players with 100+ Yards Rushing	148, Keith Toston vs. Missouri St., Sept. 13, 2008 138, Beau Johnson vs. Missouri St., Sept. 13, 2008 132, Kendall Hunter vs. Missouri St., Sept. 13, 2008
Had a run of 50+ Yards	66, Kendall Hunter vs. Washington St., Sept. 4, 2010
Had a run of 75+ Yards	83, Mike Hamilton vs. Texas Tech, Nov. 12, 2005
Had 30+ Rushing Attempts	30, Keith Toston vs. Colorado, Nov. 19, 2009
Had 35+ Rushing Attempts	37, D. Thompson vs. Nebraska, Oct. 8, 1994
Had 40+ Rushing Attempts	44, Barry Sanders vs. Texas Tech, Dec. 4, 1988
80+ Yard Run for a Touchdown	83, Mike Hamilton vs. Texas Tech, Nov. 12, 2005
4+ Rushing Touchdowns	4, Kendall Hunter vs. Washington St., Sept. 4, 2010
5+ Rushing Touchdowns	5, Barry Sanders vs. Kansas, Nov. 12, 1988

Oklahoma State Individual Passing

300+ Yards Passing	356, Brandon Weeden at Texas Tech, Oct. 16, 2010
300+ Yards Passing in a half	328, Brandon Weeden 1st half vs. Tulsa, Sept. 18, 2010
400+ Yards Passing	409, Brandon Weeden vs. Tulsa, Sept. 18, 2010
Had 30+ Completions	30, Zac Robinson vs. Texas, Nov. 3, 2007
Had 40+ Attempts	47, Brandon Weeden at Louisiana, Oct. 8, 2010
Had 50+ Attempts	50, Zac Robinson vs. Oregon, Dec. 30, 2008
Completed a Pass of 50+ Yards	62, Brandon Weeden to Justin Blackmon at Texas Tech, Oct. 16, 2010
80+ Yard Pass for a Touchdown	81, B. Weeden to J. Blackmon vs. Tulsa, Sept. 18, 2010
Had 4+ TD Passes	5, Brandon Weeden at Louisiana, Oct. 8, 2010
Had 4+ TD Passes in a Half	5, Brandon Weeden 1st half vs. Tulsa, Sept. 18, 2010

Had 5+ TD Passes	5, Brandon Weeden at Louisiana, Oct. 8, 2010
Had 5+ TD Passes in a Half	5, Brandon Weeden 1st half vs. Tulsa, Sept. 18, 2010
Had 6+ TD Passes	6, Brandon Weeden vs. Tulsa, Sept. 18, 2010

Oklahoma State Individual Receiving

Caught 10+ Passes	10, Justin Blackmon at Texas Tech, Oct. 16, 2010
100+ Yards Receiving	207, Justin Blackmon at Texas Tech, Oct. 16, 2010
100+ Yards Receiving in a Half	123, Justin Blackmon at Texas Tech, Oct. 16, 2010
200+ Yards Receiving	207, Justin Blackmon at Texas Tech, Oct. 16, 2010
Two Players with 100+ Yards Receiving	132, Justin Blackmon vs. Troy, Sept. 11, 2010 114, Josh Cooper vs. Troy, Sept. 11, 2010
Had 4+ TD Catches	4, Dez Bryant vs. Iowa State, Nov. 1, 2008
Had 3+ TD Catches	3, Justin Blackmon vs. Tulsa, Sept. 18, 2010
100+ Yards Receiving by a Running Back	113, Gerald Hudson at Kansas, Nov. 4, 1989
100+ Yards Rushing & 100+ Yards Receiving	Gerald Hudson 108 rushing at Kansas, Nov. 4, 1989 113 receiving yards at Kansas, Nov. 4, 1989

Oklahoma State Individual Defense

Had 15+ Tackles	17, Orié Lemon at Texas Tech, Oct. 16, 2010
Had 20+ Tackles	23, Keith Burns at Colorado, Nov. 7, 1992
Had 2+ INT	2, Andre Sexton vs. Ole Miss, Jan. 2, 2010
Had 3+ INT	3, Jacob Lacey vs. Texas, Nov. 3, 2007
Had 4+ Tackles for Loss	5, Nathan Peterson at Baylor, Nov. 17, 2007
Had 3+ Sacks	3, Nathan Peterson at Baylor, Nov. 17, 2007
Blocked a Punt	James Thomas vs. Washington State, Sept. 4, 2010
Blocked a FG	Jermiah Price at Oklahoma, Nov. 28, 2009
Blocked at PAT	Derek Burton vs. Baylor, Oct. 18, 2008
Recorded a Safety	Team at Washington State, Aug. 30, 2008

Oklahoma State Individual Miscellaneous

KR for a Touchdown	90, Perrish Cox vs. Oklahoma, Nov. 29, 2008
PR for a Touchdown	66, Josh Cooper vs. Troy, Sept. 11, 2010
INT Return for a Touchdown	21 yards, Patrick Lavine vs. Texas Tech, Nov. 14, 2009
Fumble Return for a Touchdown	63 yards, James Thomas vs. Texas A&M, Sept. 30, 2010
Punt Blocked for a Touchdown	James Thomas blocked, Justin Blackmon returned vs. Washington State, Sept. 4, 2010
Returned a blocked FG for a Touchdown	Massey blocked, M. Jones returned vs. Kansas, Nov. 13, 1999
Returned a PAT for a score	D. Williams vs. Kansas State, Oct. 12, 2002
Scored 4+ TDs	4, Kendall Hunter & Justin Blackmon vs. Washington State Sept. 4, 2010
Passed For 200 Yards & Rushed For 100 Yards	Zac Robinson, 202 passing/144 rushing at Baylor, Nov. 17, 2007
300-yd passer, 200-yd rusher, 200-yd receiver	Zac Robinson, 320 yards passing, Kendall Hunter, 210 yards rushing, Dez Bryant, 236 yards receiving vs. Houston, Sept. 6, 2008
300-yd passer, 100-yd rusher, 100-yd receiver	Brandon Weeden, 356 yards passing, Kendall Hunter, 130 yards rushing, Justin Blackmon, 207 yards receiving at Texas Tech, Oct. 16, 2010
100-yd rusher & 100-yd receiver, same game	Kendall Hunter, 130 yards rushing, Justin Blackmon, 207 yards receiving at Texas Tech, Oct. 16, 2010
200-yd rusher & 200-yd receiver, same game	Kendall Hunter, 210 yards rushing, Dez Bryant, 236 yards receiving vs. Houston, Sept. 6, 2008
Punted the Ball 60+ Yards	60, Quinn Sharp vs. Texas A&M, Sept. 30, 2010
Kicked a 50-Yard FG	52, Dan Bailey at Louisiana, Oct. 8, 2010
Kicked Two 50+ Yard FGs, same game	Dan Bailey (52 and 52) at Louisiana, Oct. 8, 2010
Made 3+ FG	4, Dan Bailey at Louisiana, Oct. 8, 2010



THE LAST TIME...

Opponent Team

50+ Points	61 vs. Oklahoma, Nov. 29, 2008 (61-41)
Shut out OSU in Stillwater	vs. Colorado, Oct. 1, 2005 (34-0)
Shut out OSU in Stillwater (Conf.)	vs. Colorado, Oct. 1, 2005 (34-0)
Shut out OSU at opponent home	at Oklahoma, Nov. 28, 2009 (27-0)
Shut out OSU at opponent home (Conf.)	at Oklahoma, Nov. 28, 2009 (27-0)
Shut out OSU in the first half	vs. Ole Miss, Jan. 2, 2010
Shut out OSU in the second half	at Oklahoma, Nov. 28, 2009
300+ Yards Rushing	307 vs. Oregon, Dec. 30, 2008
400+ Yards Rushing	513, Nebraska, Aug. 31, 1995
Less than 25 Yards Rushing	13 vs. Colorado, Nov. 19, 2009
300+ Yards Passing	334 at Louisiana, Oct. 8, 2010
400+ Yards Passing	409, Texas A&M, Sept. 30, 2010
500+ Yards Passing	516 at Texas Tech, Nov. 8, 2008
600+ Yards Passing	646 vs. Texas Tech, Sept. 22, 2007
Less than 100 Yards Passing	23 vs. Missouri State, Sept. 13, 2008
500+ Yards Total Offense	535, Texas A&M, Sept. 30, 2010
600+ Yards Total Offense	629 at Texas Tech, Nov. 8, 2008
700+ Yards Total Offense	718, vs. Texas Tech, Sept. 22, 2007
Less than 200 Yards Total Offense	196, vs. Missouri State, Sept. 13, 2008
Less than 150 Yards Total Offense	141, Texas State, Sept. 16, 2000
Forced 5 OSU Turnovers	5, Troy, Sept. 11, 2010
Intercepted 4 OSU Passes	4 vs. Ole Miss, Jan. 2, 2010
Had 0 Turnovers	vs. Oklahoma, Nov. 29, 2008

Opponent Individual Rushing

100+ Yards Rushing	184, Dexter McCluster, Ole Miss, Jan. 2, 2010
200+ Yards Rushing	202, Allen Patrick, Oklahoma, Nov. 24, 2007
Two Players with 100+ Yards Rushing	119, Jeremiah Johnson, Oregon, Dec. 30, 2008 and 106, Jeremiah Masoli, Oregon, Dec. 30, 2008
Had a run of 50+ Yards	86, Dexter McCluster, Ole Miss, Jan. 2, 2010
Had a run of 75+ Yards	86, Dexter McCluster, Ole Miss, Jan. 2, 2010
Had 30+ Rushing Attempts	34, Dexter McCluster, Ole Miss, Jan. 2, 2010
Had 35+ Rushing Attempts	39, Ennis Haywood, Iowa State, Oct. 20, 2001
80+ Yard Run for a Touchdown	86, Dexter McCluster, Ole Miss, Jan. 2, 2010

Opponent Individual Passing

300+ Yards Passing	308, Chris Masson at Louisiana, Oct. 8, 2010
400+ Yards Passing	409, Jerrod Johnson, Texas A&M, Sept. 30, 2010
500+ Yards Passing	646, Graham Harrell, Texas Tech, Sept. 22, 2007
600+ Yards Passing	646, Graham Harrell, Texas Tech, Sept. 22, 2007
Had 30+ Completions	33, Chris Masson at Louisiana, Oct. 8, 2010
Had 40+ Completions	40, Jerrod Johnson, Texas A&M, Sept. 30, 2010
Had 40+ Attempts	43, Taylor Potts at Texas Tech, Oct. 16, 2010
Had 50+ Attempts	55, Chris Masson at Louisiana, Oct. 8, 2010
Had 60+ Attempts	62, Jerrod Johnson Texas A&M, Sept. 30, 2010
Completed a Pass of 50+ Yards	50, B. Gabbert to D. Alexander, Missouri, Oct. 17, 2009
80+ Yard Pass for a Touchdown	82, Todd Reesing to Marcus Henry, Kansas, Nov. 10, 2007
Had 4+ TD Passes	5, Jerrod Johnson, Texas A&M, Sept. 30, 2010
Had 5+ Touchdown Passes	5, Jerrod Johnson, Texas A&M, Sept. 30, 2010
Had 6+ Touchdown Passes	6, Graham Harrell, Texas Tech, Nov. 8, 2008

Opponent Individual Receiving

Caught 10+ Passes	10, Jerrel Jernigan, Troy, Sept. 11, 2010
100+ Yards Receiving	108, Marquess Wilson, Washington State, Sept. 4, 2010
Two Players with 100+ Yards Receiving	120, Jeremy Maclin, Missouri and 104, Chase Coffman, Missouri, Oct. 11, 2008
Two Players with 200+ Yards Receiving	237, Michael Crabtree, Texas Tech and 233, Danny Amendola, Texas Tech, Sept. 22, 2007
Had 3+ TD Catches	3, Michael Crabtree, at Texas Tech, Nov. 8, 2008
100+ Yards Receiving by a Running Back	101, Taurean Henderson, Texas Tech, Nov. 9, 2002

Opponent Individual Defense

Had 15+ Tackles	16, Maurice Lane, Baylor, Nov. 13, 2004
Had 2+ INT	2, Kendrick Lewis, Ole Miss, Jan. 2, 2010
Had 4+ Tackles for Loss	4, Rufus Alexander, Oklahoma, Nov. 26, 2005
Had 3+ Sacks	3, Tim Crowder, Texas, Nov. 6, 2004
Blocked a Punt	Kenny Brown, Texas A&M, Oct. 4, 2008
Blocked a FG	Conrad Obi, Colorado, Nov. 19, 2009
Recorded a safety	Louisiana Tech, Aug. 31, 2002

Opponent Individual Miscellaneous

KR for a Touchdown	97, Daryl Surgent at Louisiana, Oct. 8, 2010
PR for a Touchdown	87, Ryan Broyles, at Oklahoma, Nov. 28, 2009
INT Return for a Touchdown	81, Marco Nelson vs. Tulsa, Sept. 18, 2010
Fumble Return for a Touchdown	34, Patrick Trahan, Ole Miss, Jan. 2, 2010
Punt Blocked for a Touchdown	21, Daniel Gonzalez, Kansas St., Oct. 7, 2006
Returned a blocked FG for a Touchdown	79, L. Flugence, Texas Tech, Nov. 11, 2000
Returned a PAT for a score	Frank Alexander, vs. Oklahoma, Nov. 29, 2008
Scored 4+ Touchdowns	5, Cedric Benson, Texas, Nov. 6, 2004
Punted the Ball 70+ Yards	74, Michael Such, Tulsa, Sept. 18, 2004
Kicked a 50-Yard FG	56, Nico Grasu, Washington State, Sept. 4, 2010
Made 3+ FG	3, Michael Taylor, Troy, Sept. 11, 2010



NUMERICAL ROSTER

No.	Name	Pos.	Ht.	Wt.	Exp.	Hometown/Previous School
1	Joseph Randle	RB	6-0	193	Fr-HS	Wichita, KS/Southeast
2	Lavocheya Cooper	S	5-11	188	Fr-HS	Arp, TX/Arp
2	Nathan Sorenson	QB	6-2	207	Fr-HS	Texarkana, TX/Texas
3	Brandon Weeden	QB	6-4	219	Jr-Sq	Edmond, OK/Santa Fe
3	Victor Johnson	S	6-0	191	Jr-2L	Waco, TX/Waco
4	Justin Gilbert	CB	6-0	194	Fr-HS	Huntsville, TX/Huntsville
5	Chris Dinkins	S	6-1	224	Fr-HS	Tyler, TX/Lee
6	Andrew McGee	CB	6-0	190	Sr-1L	Magee, MS/Magee/Copiah-Lincoln CC
6	Patrick MacDonald	IR	6-2	197	Fr-RS	Sugar Land, TX/Clements
7	Michael Harrison	IR	6-1	212	Fr-RS	Atlanta, TX/Hillcrest
8	Johnny Deaton	QB	6-2	192	Fr-HS	Sand Springs, OK/Charles Page
8	Daytawion Lowe	S	6-0	195	So-1L	Midwest City, OK/Carl Albert
9	Bo Bowling	WR	5-9	183	Sr-1L	Tonkawa, OK/Tonkawa/NEO A&M JC
9	David Gordon	CB	5-11	157	So-TR	Tulsa, OK/East Central/Arkansas
10	Markelle Martin	S	6-1	202	Jr-2L	Wichita Falls, TX/Rider
10	Clint Chelf	QB	6-1	202	Fr-RS	Enid, OK/Enid
11	Shaun Lewis	LB	5-11	212	Fr-HS	Missouri City, TX/Hightower
11	Wes Harlan	K	5-7	171	So-1L	Houston, TX/Langham Creek
12	Johnny Thomas	S	5-11	202	Jr-2L	Texas City, TX/Texas City
13	Quinn Sharp	P/K	6-1	194	So-1L	Mansfield, TX/Summit
14	Justin Horton	IR	6-3	238	So-1L	Henderson, TX/Henderson
14	Jase Chilcoat	QB	5-11	198	Fr-RS	Midwest City, OK/Midwest City
15	Adrian Richards	WR	6-4	204	So-Sq	Mesquite, TX/Mesquite
15	D.J. Martin	CB	5-8	193	Jr-Sq	Oklahoma City, OK/Douglass
16	Andrae May	CB	5-11	180	So-Sq	Houston, TX/North Shore
17	Charlie Moore	IR	6-2	203	Fr-RS	Bullard, TX/Bullard
17	Brayden Stringer	QB	6-3	205	So-Sq	Lawton, OK/Eisenhower
18	Devin Hedgepeth	CB	5-11	185	Fr-HS	Derby, KS/Derby
19	Brodrick Brown	CB	5-8	188	So-1L	Houston, TX/Westfield
20	Larry Stephens	CB	5-10	175	Fr-HS	Houston, TX/North Shore
22	James Thomas	LB	5-11	216	Jr-2L	LaMarque, TX/LaMarque
22	Joe Aska, Jr.	RB	6-0	200	Fr-HS	Edmond, OK/Edmond North
23	Zack Craig	S	6-1	192	Fr-HS	Spring Branch, TX/Smithson Valley
24	Kendall Hunter	RB	5-8	200	Sr-3L	Tyler, TX/John Tyler
25	Josh Cooper	IR	5-11	188	Jr-2L	Mustang, OK/Mustang
25	Yves Batoba	CB	5-9	175	Fr-RS	Keller, TX/Keller
26	Anthony Hill	IR	5-11	194	Sr-Sq	Kansas City, KS/Shawnee Mission So./Coffeyville CC
26	Nehemiah Mundy	CB	6-0	178	Jr-TR	Los Angeles, CA/Culver City/UNLV
27	Kirk Zachary	LB	5-10	209	Fr-TR	Hutto, TX/Hutto/McNeese State
28	Deion Imade	S	5-11	192	Fr-HS	Rowlett, TX/Rowlett
29	Joe Mitchell	LB	6-3	214	Fr-HS	Katy, TX/Morton Ranch
30	David Paulsen	RB	6-3	251	So-1L	Marietta, GA/George Walton
31	Jeremy Smith	RB	5-10	203	Fr-RS	Tulsa, OK/Union
31	Brandon Speth	ATH	5-8	180	Fr-HS	League City, TX/Clear Creek
32	Michael Roberts	RB	5-8	192	Jr-Sq	Albany, GA/Cache
32	Jarrod Fields	CB	5-8	186	Jr-Sq	Ardmore, OK/Ardmore/NEO A&M JC
33	LeRon Furr	LB	6-2	230	Fr-RS	Columbus, GA/Carver
33	Christian Schroeder	IR	5-11	183	Fr-HS	Grapevine, TX/Grapevine
35	Mathies Long	S	6-1	212	Sr-Sq	DeSoto, TX/Bishop Dunne
36	Teddy Johnson	LB	5-11	215	Fr-HS	Coppell, TX/Coppell
37	Bryant Ward	RB	5-11	237	Sr-3L	Stillwater, OK/Stillwater
38	Zach Fullingim	LB	6-0	235	Fr-HS	Tulsa, OK/Lincoln Christian
39	Kyle Hale	S	5-11	198	Fr-RS	Broken Arrow, OK/Broken Arrow
39	Jerry Reagan	RB	5-10	180	So-TR	Okmulgee, OK/Morris/Southern Nazarene
40	Nick Rockwell	WR	5-7	170	Fr-RS	Fort Worth, TX/Dunbar
40	Tyler Johnson	LB	6-1	236	Fr-HS	Haskell, OK/Haskell
41	Orie Lemon	LB	6-1	243	Sr-1L	Houston, TX/Yates
42	Justin Gent	LB	6-1	225	Sr-3L	Irving, TX/MacArthur
44	Grant Goodwin	RB	5-7	204	Fr-TR	Jenks, OK/Jenks/CO School of Mines
44	Stephen Stadler	LB	6-0	180	Fr-TR	Jenks, OK/Union

No.	Name	Pos.	Ht.	Wt.	Exp.	Hometown/Previous School
45	Caleb Lavey	LB	6-2	231	Fr-HS	Celina, TX/Celina
46	Shane Jarka	DT	6-3	298	Sr-3L	Sugar Land, TX/Austin
47	Will Garrett	DE	6-6	262	Fr-RS	Tomball, TX/Tomball
49	Kenny Alexander	LB	6-0	222	Sr-Sq	McKinney, TX/North
49	Will Jeffcoat	K	6-3	170	Fr-HS	Griffin, GA/Spalding
50	Jamie Blatnick	DE	6-3	263	Jr-2L	Celina, TX/Celina
51	Brandon Webb	OL	6-3	316	Fr-RS	Owasso, OK/Owasso
52	Connor Sinko	LS	6-3	253	Fr-RS	Tulsa, OK/Cascia Hall
53	Andrew Suter	LS	6-1	281	Fr-HS	Sugar Land, TX/Clements
54	Jake Jenkins	OL	6-3	274	Fr-HS	Gilmer, TX/Gilmer
57	Chuck Major	OL	6-3	306	So-Sq	Tulsa, OK/Bishop Kelley/SE Okla. St.
58	Daniel Koenig	OL	6-5	265	Fr-HS	Cape Coral, FL/Cape Coral
58	Jarid King	DT	6-1	285	So-Sq	Dallas, TX/Plano West
59	Tolu Moala	LB	6-0	234	Sr-1L	Inglewood, CA/Hawthorne/El Camino CC
59	Michael Reichenstein	P	6-4	189	Fr-RS	Dallas, TX/Jesuit College Prep
60	Evan Epstein	OL	6-3	282	So-RS	McKinney, TX/Bishop Lynch
60	Daniel Cooley	DL	6-3	294	Fr-HS	Corinth, TX/Lake Dallas
62	Javius Townsend	OL	6-2	291	Fr-HS	Dallas, TX/Madison
63	Jordan Taormina	OL	6-6	327	Sr-Sq	Santa Ana, CA/Mater Dei/Orange Coast CC
64	Casey LaBrue	OL	6-3	274	Jr-Sq	Enid, OK/Enid/Missouri State
65	Anthony Morgan	OL	6-3	310	Sr-1L	Lancaster, TX/Lancaster/Navarro JC
67	Aaron Barker	DT	6-1	270	Fr-TR	Brookfield, WI/Central
68	Lane Taylor	OL	6-3	315	So-1L	Arlington, TX/Martin
69	Marc Yerry	LS	6-2	250	Jr-2L	Waxhaw, NC/Weddington
70	Jonathan Rush	OL	6-4	308	Jr-Sq	Killeen, TX/Killeen
71	Parker Graham	OL	6-7	285	Fr-RS	Webb City, MO/Webb City
72	Christian Littlehead	DT	6-3	305	Fr-HS	Tahlequah, OK/Sequoyah
73	Levy Adcock	OL	6-5	318	Jr-Sq	Claremore, OK/Sequoyah/NEO A&M JC
74	Grant Garner	OL	6-3	291	Jr-Sq	Mesquite, TX/North Mesquite
75	Nick Martinez	OL	6-4	315	Jr-Sq	Floresville, TX/Floresville
76	Eli Dickerson	OL	6-6	311	Fr-HS	The Woodlands, TX/College Park
77	Gerron Anthony	OL	6-3	336	Fr-HS	Tyler, TX/John Tyler
78	Bryson Hutchins	DE	6-0	241	Jr-Sq	Keller, TX/Central
79	Andrew Smith	DT	6-1	240	Fr-RS	Tulsa, OK/Union
80	Cooper Bassett	DE	6-5	264	So-1L	Tuttle, OK/Tuttle
80	Ryan Williams	IR	5-9	175	So-HS	Denton, TX/Ryan
81	Justin Blackmon	WR	6-1	205	So-1L	Ardmore, OK/Plainview
82	Isaiah Anderson	WR	5-10	168	So-Sq	Wichita Falls, TX/Wichita Falls
83	Colton Chelf	WR	5-9	165	Jr-Sq	Enid, OK/Enid/NEO A&M JC
84	Hubert Anyiam	WR	6-0	203	Jr-1L	Garland, TX/North
85	Montra Nelson	IR	6-2	224	Fr-HS	Arlington, TX/Bowie
85	Justin Southwell	IR	5-7	158	So-Sq	Moore, OK/Westmoore
86	Wilson Youman	IR	6-5	242	Jr-2L	St. Martinville, LA/Martinville
87	Tracy Moore	IR	6-1	230	So-1L	Tulsa, OK/Union
88	Kevin Johnson	WR	6-0	188	Fr-HS	Houston, TX/Cypress Ridge
89	Nigel Nicholas	DE	6-3	277	So-1L	Rossville, GA/Ridgeland
89	Jeremie Gunnells	IR	6-2	236	Jr-TR	Tulsa, OK/McLain/Tyler CC
90	Joe Okafor	DE	6-7	250	Fr-HS	Bellaire, TX/Bellaire
90	Bobby Stonebraker	P	6-0	178	Fr-HS	Tuttle, OK/Tuttle
91	Ugo Chinasa	DE	6-5	255	Sr-3L	Richardson, TX/Berkner
92	Darius Hart	DE	6-5	247	Sr-1L	Poplarville, MS/Poplarville/Pearl River CC
93	Patrick Hoog	OL	6-3	295	So-Sq	Castroville, TX/Medina Valley
93	Andrew Hudson	DE	6-5	209	Fr-RS	Amarillo, TX/Bushland
94	Anthony Rogers	DT	6-3	273	Fr-RS	North Little Rock, AR/N. Little Rock
95	Chris Donaldson	DT	6-1	296	Sr-1L	Anderson, SC/Westside/Coffeyville CC
95	Dan Bailey	K	6-0	197	Sr-3L	Mustang, OK/Southwest Covenant
96	DeJuan Davis	OL	6-2	316	So-Sq	Fort Worth, TX/Crowley
96	Peter Okonofua	DL	6-1	259	Fr-HS	Mansfield, TX/Mansfield
97	Diamonte Wheeler	DT	6-1	285	Fr-HS	Arlington, TX/Bowie
98	Davidell Collins	DE	6-5	268	Fr-HS	Bearden, AR/Bearden
99	Richetti Jones	DE	6-3	270	Jr-1L	Dallas, TX/Lincoln



ALPHABETICAL ROSTER

No.	Name	Pos.	Ht.	Wt.	Exp.	Hometown/Previous School
73	Levy Adcock	OL	6-5	318	Jr-Sq	Claremore, OK/Sequoyah/NEO A&M JC
49	Kenny Alexander	LB	6-0	222	Sr-Sq	McKinney, TX/North
82	Isaiah Anderson	WR	5-10	168	So-Sq	Wichita Falls, TX/Wichita Falls
77	Gerron Anthony	OL	6-3	336	Fr-HS	Tyler, TX/John Tyler
84	Hubert Anyiam	WR	6-0	203	Jr-1L	Garland, TX/North
22	Joe Aska, Jr.	RB	6-0	200	Fr-HS	Edmond, OK/Edmond North
95	Dan Bailey	K	6-0	197	Sr-3L	Mustang, OK/Southwest Covenant
67	Aaron Barker	DT	6-1	270	Fr-TR	Brookfield, WI/Central
80	Cooper Bassett	DE	6-5	264	So-1L	Tuttle, OK/Tuttle
25	Yves Batoba	CB	5-9	175	Fr-RS	Keller, TX/Keller
81	Justin Blackmon	WR	6-1	205	So-1L	Ardmore, OK/Plainview
50	Jamie Blatnick	DE	6-3	263	Jr-2L	Celina, TX/Celina
9	Bo Bowling	WR	5-9	183	Sr-1L	Tonkawa, OK/Tonkawa/NEO A&M JC
19	Brodrick Brown	CB	5-8	188	So-1L	Houston, TX/Westfield
10	Clint Chelf	QB	6-1	202	Fr-RS	Enid, OK/Enid
83	Colton Chelf	WR	5-9	165	Jr-Sq	Enid, OK/Enid/NEO A&M JC
14	Jase Chilcoat	QB	5-11	198	Fr-RS	Midwest City, OK/Midwest City
91	Ugo Chinasa	DE	6-5	255	Sr-3L	Richardson, TX/Berkner
98	Davidell Collins	DE	6-5	268	Fr-HS	Bearden, AR/Bearden
60	Daniel Cooley	DL	6-3	294	Fr-HS	Corinth, TX/Lake Dallas
25	Josh Cooper	IR	5-11	188	Jr-2L	Mustang, OK/Mustang
2	Lavocheya Cooper	S	5-11	188	Fr-HS	Arp, TX/Arp
23	Zack Craig	S	6-1	192	Fr-HS	Spring Branch, TX/Smithson Valley
96	DeJuan Davis	OL	6-2	316	So-Sq	Fort Worth, TX/Crowley
8	Johnny Deaton	QB	6-2	192	Fr-HS	Sand Springs, OK/Charles Page
76	Eli Dickerson	OL	6-6	311	Fr-HS	The Woodlands, TX/College Park
5	Chris Dinkins	S	6-1	224	Fr-HS	Tyler, TX/Lee
95	Chris Donaldson	DT	6-1	296	Sr-1L	Anderson, SC/Westside/Coffeyville CC
60	Evan Epstein	OL	6-3	282	So-RS	McKinney, TX/Bishop Lynch
32	Jarrod Fields	CB	5-8	186	Jr-Sq	Ardmore, OK/Ardmore/NEO A&M JC
38	Zach Fullingim	LB	6-0	235	Fr-HS	Tulsa, OK/Lincoln Christian
33	LeRon Furr	LB	6-2	230	Fr-RS	Columbus, GA/Carver
74	Grant Garner	OL	6-3	291	Jr-Sq	Mesquite, TX/North Mesquite
47	Will Garrett	DE	6-6	262	Fr-RS	Tomball, TX/Tomball
42	Justin Gent	LB	6-1	225	Sr-3L	Irving, TX/MacArthur
4	Justin Gilbert	CB	6-0	194	Fr-HS	Huntsville, TX/Huntsville
44	Grant Goodwin	RB	5-7	204	Fr-TR	Jenks, OK/Jenks/CO School of Mines
9	David Gordon	CB	5-11	157	So-TR	Tulsa, OK/East Central/Arkansas
71	Parker Graham	OL	6-7	285	Fr-RS	Webb City, MO/Webb City
89	Jerimie Gunnells	IR	6-2	236	Jr-TR	Tulsa, OK/McLain/Tyler CC
39	Kyle Hale	S	5-11	198	Fr-RS	Broken Arrow, OK/Broken Arrow
11	Wes Harlan	K	5-7	171	So-1L	Houston, TX/Lanham Creek
7	Michael Harrison	IR	6-1	212	Fr-RS	Atlanta, TX/Hillcrest
92	Darius Hart	DE	6-5	247	Sr-1L	Poplarville, MS/Poplarville/Pearl River CC
18	Devin Hedgepeth	CB	5-11	185	Fr-HS	Derby, KS/Derby
26	Anthony Hill	IR	5-11	194	Sr-Sq	Kansas City, KS/Shawnee Mission So./Coffeyville CC
93	Patrick Hoog	OL	6-3	295	So-Sq	Castroville, TX/Medina Valley
14	Justin Horton	IR	6-3	238	So-1L	Henderson, TX/Henderson
93	Andrew Hudson	DE	6-5	209	Fr-RS	Amarillo, TX/Bushland
24	Kendall Hunter	RB	5-8	200	Sr-3L	Tyler, TX/John Tyler
78	Bryson Hutchins	DE	6-0	241	Jr-Sq	Keller, TX/Central
28	Deion Imade	S	5-11	192	Fr-HS	Rowlett, TX/Rowlett
46	Shane Jarka	DT	6-3	298	Sr-3L	Sugar Land, TX/Austin
49	Will Jeffcoat	K	6-3	170	Fr-HS	Griffin, GA/Spalding
54	Jake Jenkins	OL	6-3	274	Fr-HS	Gilmer, TX/Gilmer
88	Kevin Johnson	WR	6-0	188	Fr-HS	Houston, TX/Cypress Ridge
36	Teddy Johnson	LB	5-11	215	Fr-HS	Coppell, TX/Coppell
40	Tyler Johnson	LB	6-1	236	Fr-HS	Haskell, OK/Haskell
3	Victor Johnson	S	6-0	191	Jr-2L	Waco, TX/Waco
99	Richetti Jones	DE	6-3	270	Jr-1L	Dallas, TX/Lincoln

No.	Name	Pos.	Ht.	Wt.	Exp.	Hometown/Previous School
58	Jarid King	DT	6-1	285	So-Sq	Dallas, TX/Plano West
58	Daniel Koenig	OL	6-5	265	Fr-HS	Cape Coral, FL/Cape Coral
64	Casey LaBrue	OL	6-3	274	Jr-Sq	Enid, OK/Enid/Missouri State
45	Caleb Lavey	LB	6-2	231	Fr-HS	Celina, TX/Celina
41	Orie Lemon	LB	6-1	243	Sr-1L	Houston, TX/Yates
11	Shaun Lewis	LB	5-11	212	Fr-HS	Missouri City, TX/Hightower
72	Christian Littlehead	DT	6-3	305	Fr-HS	Tahlequah, OK/Sequoyah
35	Mathies Long	S	6-1	212	Sr-Sq	DeSoto, TX/Bishop Dunne
8	Daytawion Lowe	S	6-0	195	So-1L	Midwest City, OK/Carl Albert
6	Patrick MacDonald	IR	6-2	197	Fr-RS	Sugar Land, TX/Clements
57	Chuck Major	OL	6-3	306	So-Sq	Tulsa, OK/Bishop Kelley/SE Okla. St.
15	D.J. Martin	CB	5-8	193	Jr-Sq	Oklahoma City, OK/Douglass
10	Markelle Martin	S	6-1	202	Jr-2L	Wichita Falls, TX/Rider
75	Nick Martinez	OL	6-4	315	Jr-Sq	Floresville, TX/Floresville
16	Andrae May	CB	5-11	180	So-Sq	Houston, TX/North Shore
6	Andrew McGee	CB	6-0	190	Sr-1L	Magee, MS/Magee/Copiah-Lincoln CC
29	Joe Mitchell	LB	6-3	214	Fr-HS	Katy, TX/Morton Ranch
59	Tolu Moala	LB	6-0	234	Sr-1L	Inglewood, CA/Hawthorne/EI Camino CC
17	Charlie Moore	IR	6-2	203	Fr-RS	Bullard, TX/Bullard
87	Tracy Moore	IR	6-1	230	So-1L	Tulsa, OK/Union
65	Anthony Morgan	OL	6-3	310	Sr-1L	Lancaster, TX/Lancaster/Navarro JC
26	Nehemiah Mundy	CB	6-0	178	Jr-TR	Los Angeles, CA/Culver City/UNLV
85	Montra Nelson	IR	6-2	224	Fr-HS	Arlington, TX/Bowie
89	Nigel Nicholas	DE	6-3	277	So-1L	Rossville, GA/Ridgeland
90	Joe Okafor	DE	6-7	250	Fr-HS	Bellaire, TX/Bellaire
96	Peter Okonofua	DL	6-1	259	Fr-HS	Mansfield, TX/Mansfield
30	David Paulsen	RB	6-3	251	So-1L	Marietta, GA/George Walton
1	Joseph Randle	RB	6-0	193	Fr-HS	Wichita, KS/Southeast
39	Jerry Reagan	RB	5-10	180	So-TR	Okmulgee, OK/Morris/Southern Nazarene
59	Michael Reichenstein	P	6-4	189	Fr-RS	Dallas, TX/Jesuit College Prep
15	Adrian Richards	WR	6-4	204	So-Sq	Mesquite, TX/Mesquite
32	Michael Roberts	RB	5-8	192	Jr-Sq	Albany, GA/Cache
40	Nick Rockwell	WR	5-7	170	Fr-RS	Fort Worth, TX/Dunbar
94	Anthony Rogers	DT	6-3	273	Fr-RS	North Little Rock, AR/N. Little Rock
70	Jonathan Rush	OL	6-4	308	Jr-Sq	Killeen, TX/Killeen
33	Christian Schroeder	IR	5-11	183	Fr-HS	Grapevine, TX/Grapevine
13	Quinn Sharp	P/K	6-1	194	So-1L	Mansfield, TX/Summit
52	Connor Sinko	LS	6-3	253	Fr-RS	Tulsa, OK/Cascia Hall
79	Andrew Smith	DT	6-1	240	Fr-RS	Tulsa, OK/Union
31	Jeremy Smith	RB	5-10	203	Fr-RS	Tulsa, OK/Union
2	Nathan Sorenson	QB	6-2	207	Fr-HS	Texarkana, TX/Texas
85	Justin Southwell	IR	5-7	158	So-Sq	Moore, OK/Westmoore
31	Brandon Speth	ATH	5-8	180	Fr-HS	League City, TX/Clear Creek
44	Stephen Stadler	LB	6-0	180	Fr-TR	Jenks, OK/Union
20	Larry Stephens	CB	5-10	175	Fr-HS	Houston, TX/North Shore
90	Bobby Stonebraker	P	6-0	178	Fr-HS	Tuttle, OK/Tuttle
17	Bradren Stringer	QB	6-3	205	So-Sq	Lawton, OK/Eisenhower
53	Andrew Suter	LS	6-1	281	Fr-HS	Sugar Land, TX/Clements
63	Jordan Taormina	OL	6-6	327	Sr-Sq	Santa Ana, CA/Mater Dei/Orange Coast CC
68	Lane Taylor	OL	6-3	315	So-1L	Arlington, TX/Martin
22	James Thomas	LB	5-11	216	Jr-2L	LaMarque, TX/LaMarque
12	Johnny Thomas	S	5-11	202	Jr-2L	Texas City, TX/Texas City
62	Javius Townsend	OL	6-2	291	Fr-HS	Dallas, TX/Madison
37	Bryant Ward	RB	5-11	237	Sr-3L	Stillwater, OK/Stillwater
51	Brandon Webb	OL	6-3	316	Fr-RS	Owasso, OK/Owasso
3	Brandon Weeden	QB	6-4	219	Jr-Sq	Edmond, OK/Santa Fe
97	Diamonte Wheeler	DT	6-1	285	Fr-HS	Arlington, TX/Bowie
80	Ryan Williams	IR	5-9	175	So-HS	Denton, TX/Ryan
69	Marc Yerry	LS	6-2	250	Jr-2L	Waxhaw, NC/Weddington
86	Wilson Youman	DE	6-5	242	Jr-2L	St. Martinville, LA/Martinville
27	Kirk Zachary	LB	5-10	209	Fr-TR	Hutto, TX/Hutto/McNeese State



OKLAHOMA STATE DEPTH CHART

OFFENSE		DEFENSE		SPECIALISTS	
LT	75 Nick Martinez (6-4, 315, Jr, Floresville, TX) 63 Jordan Taormina (6-6, 327, Sr, Santa Ana, CA)	DE	50 Jamie Blatnick (6-3, 263, Jr, Celina, TX) -or- 99 Richetti Jones (6-3, 270, Jr, Dallas, TX)	P	13 Quinn Sharp (6-1, 194, So, Mansfield, TX) 95 Dan Bailey (6-0, 197, Sr, Mustang, OK)
LG	70 Jonathan Rush (6-4, 308, Jr, Killeen, TX) 93 Patrick Hoog (6-3, 295, So, Castroville, TX)	DT	95 Chris Donaldson (6-1, 296, Sr, Anderson, SC) 80 Cooper Bassett (6-5, 264, So, Tuttle, OK) 98 Davidell Collins (6-5, 268, Fr, Bearden, AR)	PK	95 Dan Bailey (6-0, 197, Sr, Mustang, OK) 13 Quinn Sharp (6-1, 194, So, Mansfield, TX)
C	74 Grant Garner (6-3, 291, Jr, Mesquite, TX) 64 Casey LaBrue (6-3, 274, Jr, Enid, OK)	DT	46 Shane Jarka (6-3, 298, Sr, Sugar Land, TX) 89 Nigel Nicholas (6-3, 277, So, Rossville, GA) 94 Anthony Rogers (6-3, 273, RFr, N. Little Rock, AR)	LS	69 Marc Yerry (6-2, 250, Jr, Waxhaw, NC) 53 Andrew Suter (6-1, 281, Fr, Sugar Land, TX)
RG	68 Lane Taylor (6-3, 315, So, Arlington, TX) 65 Anthony Morgan (6-3, 310, Sr, Lancaster, TX)	DE	91 Ugo Chinasa (6-5, 255, Sr, Richardson, TX) 92 Darius Hart (6-5, 247, Sr, Poplarville, MS)	H	11 Wes Harlan (5-7, 171, So, Houston, TX) 13 Quinn Sharp (6-1, 194, So, Mansfield, TX)
RT	73 Levy Adcock (6-5, 318, Jr, Claremore, OK) 71 Parker Graham (6-7, 285 RFr, Webb City, MO)	DE	22 James Thomas (5-11, 216, Jr, LaMarque, TX) 11 Shaun Lewis (5-11, 212, Fr, Missouri City, TX)	PR	4 Justin Gilbert (6-0, 194, Fr, Huntsville, TX) 9 Bo Bowling (5-9, 183, Sr, Tonkawa, OK)
WR	83 Colton Chelf (5-9, 165, Jr, Enid, OK) 82 Isaiah Anderson (5-10, 168, So, Wichita Falls, TX)	SLB	41 Ori Lemon (6-1, 243, Sr, Houston, TX) 45 Caleb Lavey (6-2, 231, Fr, Celina, TX)	KR	12 Johnny Thomas (5-11, 202, Jr, Texas City, TX) 4 Justin Gilbert (6-0, 194, Fr, Huntsville, TX)
IR	87 Tracy Moore (6-1, 230, So, Tulsa, OK) 14 Justin Horton (6-3, 238, So, Henderson, TX)	MLB		Pronunciations	
IR	9 Bo Bowling (5-9, 183, Sr, Tonkawa, OK) 25 Josh Cooper (5-11, 188, Jr, Mustang, OK)	WLB	42 Justin Gent (6-1, 225, Sr, Irving, TX) 59 Tolu Moala (6-0, 234, Sr, Inglewood, CA)	2 Lavocheya Cooper S la-VOTCH-ee-yay	
WR	81 Justin Blackmon (6-1, 205, So, Ardmore, OK) 26 Anthony Hill (5-11, 194, Sr, Kansas City, KS)	CB	6 Andrew McGee (6-0, 190, Sr, Magee, MS) 4 Justin Gilbert (6-0, 194, Fr, Huntsville, TX) 16 Andrae May (5-11, 180, So, Houston, TX)	8 Daytawion Lowe S DAY-twahn	
FB	37 Bryant Ward (5-11, 237, Sr, Stillwater, OK) 30 David Paulsen (6-3, 251, So, Marietta, GA)	SS	10 Markelle Martin (6-1, 202, Jr, Wichita Falls, TX) 2 Lavocheya Cooper (5-11, 188, Fr, Arp, TX)	28 Deion Imade S ih-MAH-day	
RB	24 Kendall Hunter (5-8, 200, Sr, Tyler, TX) 1 Joseph Randle (6-0, 193, Fr, Wichita, KS) 31 Jeremy Smith (5-10, 203, RFr, Tulsa, OK)	FS	12 Johnny Thomas (5-11, 202, Jr, Texas City, TX) 28 Deion Imade (5-11, 192, Fr, Rowlett, TX) 23 Zack Craig (6-1, 192, Fr, Spring Branch, TX)	32 Jarrod Fields CB JARE-id	
QB	3 Brandon Weeden (6-4, 219, Jr, Edmond, OK) 10 Clint Chelf (6-1, 202, RFr, Enid, OK)	CB	19 Brodrick Brown (5-8, 188, So, Houston, TX) 18 Devin Hedgepeth (5-11, 185, Fr, Derby, KS)	33 Christian Schroeder IR SHRAY-der	

NUMERICAL ROSTER QUICK REFERENCE

1 Joseph Randle RB	14 Jase Chilcoat QB	31 Jeremy Smith RB	49 Kenny Alexander LB	70 Jonathan Rush OL	89 Nigel Nicholas DT
2 Lavocheya Cooper S	15 Adrian Richards WR	31 Brandon Speth ATH	49 Will Jeffcoat K	71 Parker Graham OL	89 Jerimie Gunnells IR
2 Nathan Sorenson QB	15 D.J. Martin CB	32 Michael Roberts RB	50 Jamie Blatnick DE	72 Christian Littlehead DL	90 Joe Okafor DE
3 Brandon Weeden QB	16 Andrae May CB	32 Jarrod Fields CB	51 Jordan Webb OL	73 Levy Adcock OL	90 Bobby Stonebraker K
3 Victor Johnson S	17 Charlie Moore IR	33 LeRon Furr LB	52 Connor Sinko LS	74 Grant Garner OL	91 Ugo Chinasa DE
4 Justin Gilbert CB	17 Brayden Stringer QB	33 Christian Schroeder IR	53 Andrew Suter LS	75 Nick Martinez OL	92 Darius Hart DE
5 Chris Dinkins S	18 Devin Hedgepeth CB	35 Mathies Long S	54 Jake Jenkins OL	76 Eli Dickerson OL	93 Patrick Hoog OL
6 Andrew McGee CB	19 Brodrick Brown CB	36 Teddy Johnson LB	57 Chuck Major OL	77 Gerron Anthony OL	93 Andrew Hudson DE
6 Patrick MacDonald IR	20 Larry Stephens CB	37 Bryant Ward FB	58 Daniel Koenig OL	78 Bryson Hutchins DE	94 Anthony Rogers DT
7 Michael Harrison IR	22 James Thomas LB	38 Zach Fullingim LB	58 Jarid King DT	79 Andrew Smith DT	95 Chris Donaldson DT
8 Johnny Deaton QB	22 Joe Aska, Jr. RB	39 Kyle Hale S	59 Tolu Moala LB	80 Cooper Bassett DE	95 Dan Bailey K
8 Daytawion Lowe S	23 Zack Craig S	39 Jerry Reagan RB	59 Michael Reichenstein P	80 Ryan Williams IR	96 DeJuan Davis OL
9 Bo Bowling WR	24 Kendall Hunter RB	40 Nick Rockwell WR	60 Evan Epstein OL	81 Justin Blackmon WR	96 Peter Okonofua DL
9 David Gordon CB	25 Josh Cooper IR	40 Tyler Johnson LB	60 Daniel Cooley DL	82 Isaiah Anderson WR	97 Diamonte Wheeler DT
10 Markelle Martin S	25 Yves Batoba CB	41 Ori Lemon LB	62 Javius Townsend OL	83 Colton Chelf WR	98 Davidell Collins DE
10 Clint Chelf QB	26 Anthony Hill IR	42 Justin Gent LB	63 Jordan Taormina OL	84 Hubert Anyiam WR	99 Richetti Jones DE
11 Shaun Lewis LB	26 Nehemiah Mundy CB	44 Grant Goodwin RB	64 Casey LaBrue OL	85 Montra Nelson IR	
11 Wes Harlan H	27 Kirk Zachary LB	44 Stephen Stadler LB	65 Antony Morgan OL	85 Justin Southwell IR	
12 Johnny Thomas S	28 Deion Imade S	45 Caleb Lavey LB	67 Aaron Barker DT	86 Wilson Youman DE	
13 Quinn Sharp P	29 Joe Mitchell LB	46 Shane Jarka DT	68 Lane Taylor OL	87 Tracy Moore IR	
14 Justin Horton IR	30 David Paulsen FB	47 Will Garrett DE	69 Marc Yerry LS	88 Kevin Johnson WR	



MIKE GUNDY

GUNDY AS A HEAD COACH

Gundy Through the Years

As a Player

1986 *The Sporting News* Outstanding Freshman QB; Set NCAA record for most passes to start a career without an interception (138)

1987 Led OSU to 10-2 record and Sun Bowl win; Completed 59.7 percent of his passes

1988 Led OSU to 10-2 record and Holiday Bowl win; Second nationally in pass efficiency

1989 Completed his career as Big Eight's all-time leader in passing and total offense

As a Coach

2005- Oklahoma State Head Coach

2001-04 Oklahoma State Assistant Head Coach/Offensive Coordinator

1997-2000 Maryland Quarterbacks Coach/Passing Game Coordinator/Receivers

1996 Baylor Quarterbacks Coach / Passing Game Coordinator

1990-95 Oklahoma State Offensive Coord. (1994), Quarterbacks (1991-93), Receivers (1990)

Head Coaches Currently At Their Alma Mater: Football Bowl Subdivision

Troy Calhoun	Air Force
Steve Fairchild	Colorado State
Ruffin McNeill	East Carolina
Bobby Lamb	Furman
Joker Phillips	Kentucky
Mark Snyder	Marshall
Ralph Friedgen	Maryland
Larry Porter	Memphis
Randy Shannon	Miami (Fla.)
Chris Ault	Nevada
Pat Fitzgerald	Northwestern
Mike Gundy	Oklahoma State
Dave Wannstedt	Pittsburgh
Rick Neuheisel	UCLA
Frank Beamer	Virginia Tech
Paul Wulff	Washington State
Willie Taggart	Western Kentucky

Oklahoma State alum Mike Gundy has brought stability to accompany an impressive list of accomplishments in his tenure as head coach at OSU. The former OSU quarterback is in his sixth season with a 42-27 record at his alma mater. Some of OSU's achievements under Gundy:

Four straight bowl appearances (over the last four years) for the first time in school history. Overall, OSU has a school-best seven bowl appearances in eight seasons. OSU stamped itself as bowl eligible in 2010 with the win at Texas Tech.

A preseason AP top 10 ranking for the first time ever (2009)

A return to the AP top five (2009) for the first time since 1985

An AP ranking in three straight seasons for the first time since the 1970s

A school-record six conference wins in 2009 with a second-place finish in the rugged Big 12 South

Four straight Big 12 rushing titles. OSU had never led its conference in rushing

Two appearances on the cover of Sports Illustrated.

An improved conference win total every year (from one to six in five years)

Four straight seasons with at least seven wins for the first time in school history

Three of the top seven offenses in OSU history have come under Gundy (and he quarterbacked the best offense in OSU history).

Gundy is the first coach in OSU history to win three straight meetings against Texas A&M.

Gundy is the first coach in OSU history with two 6-0 starts to his credit.

The Cowboys were 12-15 after 27 games under Gundy, but have gone 26-9 over the last 35 games.

Four of the losses came to teams ranked in the top three of the AP poll at game time. Since the beginning of the 2008 season, OSU is 15-5.

2005	4-7 (1-7 Big 12)
9/3	Montana State W 15-0
9/8	at Florida Atlantic W 23-3
9/17	Arkansas State W 20-10
10/1	Colorado L 0-34
10/8	Missouri L 31-38
10/15	at Texas A&M L 23-62
10/22	at Iowa State L 10-37
10/29	Texas L 28-47
11/12	Texas Tech W 24-17
11/19	at Baylor L 34-44
11/26	at Oklahoma L 14-42

2006	7-6 (3-5 Big 12)
9/2	Missouri State W 52-10
9/9	vs. Arkansas State W 35-7
9/16	Florida Atlantic W 48-8
9/23	at Houston L 25-34
10/7	at Kansas State L 27-31
10/14	at Kansas W 42-32
10/21	Texas A&M L-ot 33-34
10/28	Nebraska W 41-29
11/4	at Texas L 10-36
11/11	Baylor W 66-24
11/18	at Texas Tech L 24-30
11/25	Oklahoma L 21-27
12/28	vs. Alabama* W 34-31

2007	7-6 (4-4 Big 12)
9/1	at No. 13 Georgia L 14-35
9/8	Florida Atlantic W 42-6
9/14	at Troy L 23-41
9/22	Texas Tech W 49-45
9/29	Sam Houston State W 39-3
10/6	at Texas A&M L 23-24
10/13	at Nebraska W 45-14
10/20	No. 25 Kansas State W 41-39
11/3	No. 14 Texas L 35-38
11/10	No. 5 Kansas L 28-43
11/17	at Baylor W 45-14
11/24	at No. 10 Oklahoma L 17-49
12/31	vs. Indiana# W 49-33

2008	9-4 (5-3 Big 12)
8/30	at Washington St. W 39-13
9/6	Houston W 56-37
9/13	Missouri State W 57-13
9/27	Troy W 55-24
10/4	Texas A&M W 56-28
10/11	at No. 3 Missouri W 28-23
10/18	Baylor W 34-6
10/25	at No. 1 Texas L 24-28
11/1	Iowa State W 59-17
11/8	at No. 2 Texas Tech L 20-56
11/15	at Colorado W 30-17
11/29	No. 3 Oklahoma L 41-61
12/30	vs. No. 15 Oregon% L 31-42

2009	9-4 (6-2 Big 12)
9/5	No. 13 Georgia W 24-10
9/12	Houston L 45-35
9/19	Rice W 41-24
9/26	Grambling State W 56-6
10/10	at Texas A&M W 36-31
10/17	Missouri W 33-17
10/24	at Baylor W 34-7
10/31	No. 3 Texas L 41-14
11/7	at Iowa State W 34-8
11/14	Texas Tech W 24-17
11/19	Colorado W 31-28
11/28	at Oklahoma L 0-27
1/2	vs. Ole Miss! L 7-21

2010	6-0 (2-0 Big 12)
9/4	Washington State W 65-17
9/11	Troy W 41-38
9/18	Tulsa W 65-28
9/30	Texas A&M W 35-38
10/8	at Louisiana W 54-28
10/16	at Texas Tech W 34-17
10/23	Nebraska
10/30	at Kansas State
11/6	Baylor
11/13	at Texas
11/20	at Kansas
11/27	Oklahoma

* Independence Bowl
Insight Bowl
% Holiday Bowl
! Cotton Bowl



2010 HONORS AND RECOGNITION

24 KENDALL HUNTER – RB

Midseason Watch List, Maxwell Award
 Big 12 Offensive Player of the Week, Week 1
 College Football Performance Awards Running Back of the Week, Week 1
 SI.com National Player of the Week, Week 1
 AT&T ESPN All-America Player of the Week Finalist, Week 1
 ESPN College Gameday Final Helmet Sticker, Week 1
 Preseason Watch List, Doak Walker Award
 Preseason Watch List, Maxwell Award
 Preseason No. 9 RB in the Nation, Phil Steele
 Preseason No. 13 RB in the Nation, Lindy's
 Preseason Second-Team All-Big 12, Lindy's
 Preseason Second-Team All-Big 12, Phil Steele
 Preseason Second-Team All-Big 12, Athlon

13 QUINN SHARP – P

College Football Performance Awards Kickoff Specialist of the Week, Week 1
 College Football Performance Awards Honorable Mention KO Specialist of the Week, Week 2
 College Football Performance Awards Kickoff Specialist of the Week, Week 3
 College Football Performance Awards Kickoff Specialist of the Week, Week 5
 Preseason No. 9 Punter in the Nation, Phil Steele
 Preseason Third-Team All-Big 12, Phil Steele
 Preseason No. 6 Punter in the Nation, Lindy's

3 BRANDON WEEDEN - QB

Midseason Watch List, Maxwell Award
 Big 12 Offensive Player of the Week, Week 3
 College Football Performance Awards National Performer of the Week, Week 3
 College Football Performance Awards Quarterback of the Week, Week 3

81 JUSTIN BLACKMON - WR

Midseason Watch List, Maxwell Award
 Midseason First-Team All-American, Rivals.com
 AT&T ESPN All-America National Player of the Week Finalist, Week 7
 ESPN GameDay Final Helmet Sticker, Week 7
 College Football Performance Awards National Wide Receiver of the Week, Week 3
 College Football Performance Awards Honorable Mention Wide Receiver of the Week, Week 6
 College Football Performance Awards Honorable Mention Wide Receiver of the Week, Week 7

91 UGO CHINASA – DE

Big 12 Co-Defensive Player of the Week, Week 5
 College Football Performance Awards Honorable Mention Defensive Lineman of the Week, Week 5
 Preseason Watch List, Rotary Lombardi Award
 Preseason No. 31 DE in the Nation, Phil Steele
 Preseason Third-Team All-Big 12, Phil Steele
 Preseason Second-Team All-Big 12, Athlon

95 DAN BAILEY, K

Midseason First-Team All-American, Rivals.com
 College Football Performance Awards Honorable Mention Kicker of the Week, Week 3
 Big 12 Special Teams Player of the Week, Week 6
 College Football Performance Awards National Kicker of the Week, Week 6
 Preseason Third-Team All-Big 12 - Athlon

25 JOSH COOPER – IR

College Football Performance Awards Punt Returner of the Week, Week 2

68 LANE TAYLOR – OL

Preseason No. 50 OG in the Nation, Phil Steele
 Preseason Second-Team All-Big 12, Phil Steele
 Preseason Second-Team All-Big 12, Lindy's

41 ORIE LEMON – LB

Preseason No. 56 Inside LB in the Nation, Phil Steele
 Preseason Third-Team All-Big 12, Phil Steele
 Preseason Third-Team All-Big 12, Athlon

84 HUBERT ANYIAM – WR

Preseason Third-Team All-Big 12, Athlon
 Preseason Fourth-Team All-Big 12, Phil Steele

37 BRYANT WARD – FB

Preseason No. 17 FB in the Nation, Phil Steele

10 MARKELLE MARTIN - S

Preseason Third-Team All-Big 12, Athlon

65 ANTHONY MORGAN, OL

Preseason Second-Team All-Big 12, Lindy's



SELECT PLAYERS GAME-BY-GAME

3 BRANDON WEEDEN - QB

6-4 :: 219 :: Junior :: Edmond, Okla./Santa Fe

Career Highs

Completions	29, twice, last at Louisiana, 2010
Attempts	47 at Louisiana, 2010
Yards	409 vs. Tulsa, 2010
Passing TD	6 vs. Tulsa, 2010
Long Pass	81 vs. Tulsa, 2010
Rush Att.	3, twice, last vs. Troy, 2010
Rushing Yards	13 vs. Grambling State, 2009
Long Rush	13 vs. Grambling State, 2009

2010 Season Highs

Completions	29, twice, last at Louisiana, 2010
Attempts	47 at Louisiana, 2010
Yards	409 vs. Tulsa, 2010
Passing TD	6 vs. Tulsa, 2010
Long Pass	81 vs. Tulsa, 2010
Rush Att.	3, twice, last vs. Troy, 2010
Rushing Yards	13 vs. Grambling State, 2009
Long Rush	13 vs. Grambling State, 2009

Weeden's 2010 Game-by-Game Passing Stats

Date	Opponent	Cmp.	Att.	Int.	Yds.	TD	Long	Sack
Sept. 4	Washington State	22	30	0	218	3	42	1
Sept. 11	Troy	29	39	2	348	2	45	2
Sept. 18	Tulsa	23	32	0	409	6	81	0
Sept. 30	Texas A&M	28	42	2	284	2	38	1
Oct. 8	at Louisiana	29	47	2	351	5	43	1
Oct. 16	at Texas Tech	24	35	2	356	1	62	1
Oct. 23	Nebraska							
Oct. 30	at Kansas State							
Nov. 6	Baylor							
Nov. 13	at Texas							
Nov. 20	at Kansas							
Nov. 27	Oklahoma							

Weeden's 2009 Game-by-Game Passing Stats

Date	Opponent	Cmp.	Att.	Int.	Yds.	TD	Long	Sack
Sept. 5	Georgia				DNP			
Sept. 12	Houston				DNP			
Sept. 19	Rice				DNP			
Sept. 26	Grambling State	4	7	1	77	2	28	0
Oct. 10	at Texas A&M				DNP			
Oct. 17	Missouri				DNP			
Oct. 24	at Baylor				DNP			
Oct. 31	Texas				DNP			
Nov. 7	at Iowa State				DNP			
Nov. 14	Texas Tech				DNP			
Nov. 19	Colorado	10	15	0	168	2	47	1
Nov. 28	at Oklahoma	1	2	0	3	0	3	0
Jan. 2	vs. Ole Miss				DNP			

Weeden's 2008 Game-by-Game Passing Stats

Date	Opponent	Cmp.	Att.	Int.	Yds.	TD	Long	Sack
Aug. 30	at Washington State				DNP			
Sept. 6	Houston				DNP			
Sept. 13	Missouri State	1	3	0	8	0	8	0
Sept. 27	Troy				DNP			
Oct. 4	Texas A&M				DNP			
Oct. 11	at Missouri				DNP			
Oct. 18	Baylor				DNP			
Oct. 25	at Texas				DNP			
Nov. 1	Iowa State				DNP			
Nov. 8	at Texas Tech				DNP			
Nov. 15	at Colorado				DNP			

Nov. 29	Oklahoma	DNP
Dec. 30	vs. Oregon	DNP

Weeden's Career Passing Stats

Year	GP	Effic.	Cmp.-Att.-Int.	Pct.	Yds.	TD	Long	Avg./G
2008	1	55.73	1-3-0	33.3	8	0	8	8.0
2009	3	195.97	15-24-1	62.5	248	4	47	82.7
2010	6	163.04	155-225-8	68.9	1966	19	81	327.7
Career	10	-	171-252-9	67.9	2,222	23	81	222.2

24 KENDALL HUNTER - RB

5-8 :: 200 :: Senior :: Tyler, Texas/John Tyler

Career Highs

Att.	28, twice, last at Louisiana, 2010
Rush Yds.	257 vs. Washington State, 2010
Rush TDs	4 vs. Washington State, 2010
Long Rush	68 at Missouri, 2008
Receptions	5, twice, last vs. Troy, 2010
Rec. Yds	49 vs. Florida Atlantic, 2007
Rec. TD	1, two times, last vs. Oklahoma, 2008
Long Rec.	47 vs. Florida Atlantic, 2007

2010 Season Highs

Att.	28, twice, last at Louisiana, 2010
Rush Yds.	257 vs. Washington State, 2010
Rush TDs	4 vs. Washington State, 2010
Long Rush	66 vs. Washington State, 2010
Receptions	5 vs. Troy, 2010
Rec. Yds	29 vs. Tulsa, 2010
Rec. TD	No receiving touchdowns
Long Rec.	20 vs. Tulsa, 2010

Hunter's 2010 Game-by-Game Rushing Stats

Date	Opponent	Att.	Net	TD	Long	Avg.
Sept. 4	Washington State	21	257	4	66	12.2
Sept. 11	Troy	28	162	2	24	5.6
Sept. 18	Tulsa	11	59	0	12	5.4
Sept. 30	Texas A&M	22	101	2	19	4.6
Oct. 8	at Louisiana	28	126	1	11	4.5
Oct. 16	at Texas Tech	25	130	1	21	5.2
Oct. 23	Nebraska					
Oct. 30	at Kansas State					
Nov. 6	Baylor					
Nov. 13	at Texas					
Nov. 20	at Kansas					
Nov. 27	Oklahoma					

Hunter's 2010 Game-by-Game Receiving Stats

Date	Opponent	No.	Yds.	TD	Long
Sept. 4	Washington State	3	-4	0	3
Sept. 11	Troy	5	15	0	9
Sept. 18	Tulsa	3	29	0	20
Sept. 30	Texas A&M	1	1	0	1
Oct. 8	at Louisiana	0	0	0	0
Oct. 16	at Texas Tech	2	3	0	6
Oct. 23	Nebraska				
Oct. 30	at Kansas State				
Nov. 6	Baylor				
Nov. 13	at Texas				
Nov. 20	at Kansas				
Nov. 27	Oklahoma				



SELECT PLAYERS GAME-BY-GAME

Hunter's 2009 Game-by-Game Rushing Stats

Date	Opponent	Att.	Net	TD	Long	Avg.
Sept. 5	Georgia	23	75	0	9	3.3
Sept. 12	Houston	9	29	1	12	3.2
Sept. 19	Rice			DNP		
Sept. 26	Grambling State			DNP		
Oct. 10	at Texas A&M			DNP		
Oct. 17	Missouri			DNP		
Oct. 24	at Baylor			DNP		
Oct. 31	Texas	1	1	0	1	1.0
Nov. 7	at Iowa State	9	47	0	12	5.2
Nov. 14	Texas Tech	17	68	0	25	4.0
Nov. 19	Colorado	11	47	0	11	4.3
Nov. 28	at Oklahoma	10	21	0	7	2.1
Jan. 2	vs. Ole Miss	9	94	0	46	10.4

Hunter's 2009 Game-by-Game Receiving Stats

Date	Opponent	No.	Yds.	TD	Long
Sept. 5	Georgia	4	23	0	11
Sept. 12	Houston	1	6	0	6
Sept. 19	Rice			DNP	
Sept. 26	Grambling State			DNP	
Oct. 10	at Texas A&M			DNP	
Oct. 17	Missouri			DNP	
Oct. 24	at Baylor			DNP	
Oct. 31	Texas	0	0	0	0
Nov. 7	at Iowa State	1	12	0	12
Nov. 14	Texas Tech	2	28	0	27
Nov. 19	Colorado	1	8	0	8
Nov. 28	at Oklahoma	0	0	0	0
Jan. 2	vs. Ole Miss	2	6	0	8

Hunter's 2008 Game-by-Game Rushing Stats

Date	Opponent	No.	Net	TD	Long	Avg.
Aug. 30	at Washington State	23	107	2	15	4.7
Sept. 6	Houston	22	210	2	58	9.5
Sept. 13	Missouri State	11	132	2	35	12.0
Sept. 27	Troy	24	169	2	41	7.0
Oct. 4	Texas A&M	21	90	0	19	4.3
Oct. 11	at Missouri	24	161	1	68	6.4
Oct. 18	Baylor	26	93	0	15	3.6
Oct. 25	at Texas	18	161	1	24	8.9
Nov. 1	Iowa State	13	104	1	36	8.0
Nov. 8	at Texas Tech	17	112	2	26	6.6
Nov. 15	at Colorado	11	102	1	43	9.3
Nov. 29	Oklahoma	18	84	0	18	4.7
Dec. 30	vs. Oregon	13	37	2	13	2.8

Hunter's 2008 Game-by-Game Receiving Stats

Date	Opponent	No.	Yds.	TD	Long
Aug. 30	at Washington State	0	0	0	0
Sept. 6	Houston	1	18	0	18
Sept. 13	Missouri State	0	0	0	0
Sept. 27	Troy	2	27	0	20
Oct. 4	Texas A&M	0	0	0	0
Oct. 11	at Missouri	4	27	0	12
Oct. 18	Baylor	0	0	0	0
Oct. 25	at Texas	1	31	0	31
Nov. 1	Iowa State	0	0	0	0
Nov. 8	at Texas Tech	4	7	0	8
Nov. 15	at Colorado	3	30	0	12
Nov. 29	Oklahoma	5	46	1	23
Dec. 30	vs. Oregon	2	12	0	7

Hunter's 2007 Game-by-Game Rushing Stats

Date	Opponent	Att.	Yds.	Avg.	TD	Long
Sept. 1	at Georgia			-DNP-		
Sept. 8	Florida Atlantic	8	57	7.1	1	33
Sept. 14	at Troy	16	125	7.8	0	17
Sept. 22	Texas Tech	14	113	8.1	1	46
Sept. 29	Sam Houston State	9	64	7.1	1	15
Oct. 6	at Texas A&M	10	82	8.2	0	24
Oct. 13	at Nebraska	10	67	6.7	1	33
Oct. 20	Kansas State	9	65	7.2	0	18
Nov. 3	Texas	4	2	0.5	0	4
Nov. 10	Kansas	2	6	3.0	0	3
Nov. 17	at Baylor	15	77	5.1	0	13
Nov. 24	at Oklahoma	2	5	2.5	0	4
Dec. 31	vs. Indiana	8	33	4.1	0	9

Hunter's 2007 Game-by-Game Receiving Stats

Date	Opponent	Rec.	Yds.	TD	Long
Sept. 1	at Georgia			-DNP-	
Sept. 8	Florida Atlantic	2	49	1	47
Sept. 14	at Troy	3	13	0	7
Sept. 22	Texas Tech	1	6	0	6
Sept. 29	Sam Houston State	0	0	0	0
Oct. 6	at Texas A&M	0	0	0	0
Oct. 13	at Nebraska	2	37	0	29
Oct. 20	Kansas State	0	0	0	0
Nov. 3	Texas	0	0	0	0
Nov. 10	Kansas	0	0	0	0
Nov. 17	at Baylor	1	8	0	8
Nov. 24	at Oklahoma	0	0	0	0
Dec. 31	vs. Indiana	1	24	0	24

Hunter's Career Rushing Stats

Year	G	Att.	Gain	Loss	Net	Avg.	TD	Long	Avg./G
2007	12	107	708	12	696	6.5	4	46	58.0
2008	13	241	1626	71	1555	6.5	16	68	119.6
2009	8	89	407	25	382	4.3	1	46	47.8
2010	6	135	851	21	830	6.1	10	66	138.3
Career	39	572	3592	129	3463	6.1	31	68	88.8

Hunter's Career Receiving Stats

Year	G	Rec.	Yds.	Avg.	TD	Long	Avg./G
2007	12	10	137	13.7	1	47	10.5
2008	13	22	198	9.0	1	31	15.2
2009	8	11	83	7.5	0	27	10.4
2010	6	14	44	3.1	0	20	7.3
Career	39	57	462	8.1	2	47	11.8

1 JOSEPH RANDLE - RB

6-0 :: 193 :: Freshman :: Wichita, Kan./Southeast

Career Highs

Att.	17 at Texas Tech, 2010
Rush Yds.	95 at Texas Tech, 2010
Rush TDs	1 at Texas Tech, 2010
Long Rush	15 at Texas Tech, 2010
Receptions	4 at Louisiana, 2010
Rec. Yds	49 vs. Tulsa, 2010
Rec. TD	No career touchdowns
Long Rec.	28 vs. Tulsa, 2010



SELECT PLAYERS GAME-BY-GAME

2010 Season Highs

Att.	17 at Texas Tech, 2010
Rush Yds.	95 at Texas Tech, 2010
Rush TDs	1 at Texas Tech, 2010
Long Rush	15 at Texas Tech, 2010
Receptions	4 at Louisiana, 2010
Rec. Yds	49 vs. Tulsa, 2010
Rec. TD	No career touchdowns
Long Rec.	28 vs. Tulsa, 2010

Randle's 2010 Game-by-Game Rushing Stats

Date	Opponent	No.	Gain	Loss	Net	TD	Long	Avg.
Sept. 4	Washington State	10	36	0	36	0	8	3.6
Sept. 11	Troy	1	8	0	8	0	8	8.0
Sept. 18	Tulsa	12	72	0	72	0	14	6.0
Sept. 30	Texas A&M	1	5	0	5	0	5	5.0
Oct. 8	at Louisiana	3	9	0	9	0	5	3.0
Oct. 16	at Texas Tech	17	95	0	95	1	15	5.6
Oct. 23	Nebraska							
Oct. 30	at Kansas State							
Nov. 6	Baylor							
Nov. 13	at Texas							
Nov. 20	at Kansas							
Nov. 27	Oklahoma							

Randle's 2010 Game-by-Game Receiving Stats

Date	Opponent	No.	Yds.	TD	Long
Sept. 4	Washington State	1	7	0	7
Sept. 11	Troy	0	0	0	0
Sept. 18	Tulsa	3	49	0	28
Sept. 30	Texas A&M	3	47	1	38
Oct. 8	at Louisiana	4	43	0	14
Oct. 16	at Texas Tech	3	44	0	18
Oct. 23	Nebraska				
Oct. 30	at Kansas State				
Nov. 6	Baylor				
Nov. 13	at Texas				
Nov. 20	at Kansas				
Nov. 27	Oklahoma				

Randle's Career Rushing Stats

Year	G	Att.	Gain	Loss	Net	Avg.	TD	Long	Avg./G
2010	6	45	225	1	224	5.0	1	15	37.3
Career	6	45	225	1	224	5.0	1	15	37.3

Randle's Career Receiving Stats

Year	G	Rec.	Yds.	Avg.	TD	Long	Avg./G
2010	6	14	190	13.6	1	38	31.7
Career	6	14	190	13.6	1	38	31.7

31 JEREMY SMITH - RB

5-10 :: 203 :: R-Freshman :: Tulsa, Okla./Union

Career Highs

Att.	15 vs. Grambling State, 2009
Rush Yds.	160 vs. Grambling State, 2009
Rush TDs	1, twice, vs. Washington State, 2010
Long Rush	69 vs. Grambling State, 2009
Receptions	No career receptions
Rec. Yds	No career receptions
Rec. TD	No career receptions
Long Rec.	No career receptions

2010 Season Highs

Att.	10 vs. Washington State, 2010
Rush Yds.	32 vs. Tulsa, 2010
Rush TDs	1, twice, last at Texas Tech, 2010
Long Rush	15 vs. Tulsa, 2010
Receptions	No receptions
Rec. Yds	No receptions
Rec. TD	No receptions
Long Rec.	No receptions

Smith's 2010 Game-by-Game Rushing Stats

Date	Opponent	No.	Gain	Loss	Net	TD	Long	Avg.
Sept. 4	Washington State	10	20	3	17	1	5	1.7
Sept. 11	Troy	0	0	0	0	0	0	0.0
Sept. 18	Tulsa	6	35	3	32	0	15	5.3
Sept. 30	Texas A&M	0	0	0	0	0	0	0.0
Oct. 8	at Louisiana	2	19	0	19	0	13	9.5
Oct. 16	at Texas Tech	3	7	0	7	1	4	2.3
Oct. 23	Nebraska							
Oct. 30	at Kansas State							
Nov. 6	Baylor							
Nov. 13	at Texas							
Nov. 20	at Kansas							
Nov. 27	Oklahoma							

Smith's 2010 Game-by-Game Receiving Stats

Date	Opponent	No.	Yds.	TD	Long
Sept. 4	Washington State	0	0	0	0
Sept. 11	Troy	0	0	0	0
Sept. 18	Tulsa	0	0	0	0
Sept. 30	Texas A&M	0	0	0	0
Oct. 8	at Louisiana	0	0	0	0
Oct. 16	at Texas Tech	0	0	0	0
Oct. 23	Nebraska				
Oct. 30	at Kansas State				
Nov. 6	Baylor				
Nov. 13	at Texas				
Nov. 20	at Kansas				
Nov. 27	Oklahoma				

Smith's 2009 Game-by-Game Rushing Stats

Date	Opponent	No.	Gain	Loss	Net	TD	Long	Avg.
Sept. 5	Georgia				DNP			
Sept. 12	Houston				DNP			
Sept. 19	Rice				DNP			
Sept. 26	Grambling State	15	160	0	160	1	69	10.7
Oct. 10	at Texas A&M				DNP			
Oct. 17	Missouri				DNP			
Oct. 24	at Baylor				DNP			
Oct. 31	Texas				DNP			
Nov. 7	at Iowa State				DNP			
Nov. 14	Texas Tech				DNP			
Nov. 19	Colorado				DNP			
Nov. 28	at Oklahoma				DNP			

Smith's 2009 Game-by-Game Receiving Stats

Date	Opponent	No.	Yds.	TD	Long
Sept. 5	Georgia			DNP	
Sept. 12	Houston			DNP	
Sept. 19	Rice			DNP	
Sept. 26	Grambling State	0	0	0	0
Oct. 10	at Texas A&M			DNP	
Oct. 17	Missouri			DNP	
Oct. 24	at Baylor			DNP	
Oct. 31	Texas			DNP	
Nov. 7	at Iowa State			DNP	
Nov. 14	Texas Tech			DNP	



SELECT PLAYERS GAME-BY-GAME

Nov. 19	Colorado	DNP
Nov. 28	at Oklahoma	DNP
Jan. 2	vs. Ole Miss	DNP

Smith's Career Rushing Stats

Year	G	Att.	Gain	Loss	Net	Avg.	TD	Long	Avg./G
2009	1	15	160	0	160	10.7	1	69	160.0
2010	6	20	81	5	76	3.8	2	15	12.7
Career	7	35	241	5	236	6.7	3	69	33.7

Smith's Career Receiving Stats

Year	G	Rec.	Yds.	Avg.	TD	Long	Avg./G
2009	1	0	0	0.0	0	0	0.0
2010	6	0	0	0	0	0	0.0
Career	7	0	0	0.0	0	0	0.0

81 JUSTIN BLACKMON - WR

6-1 :: 205 :: Sophomore :: Ardmore, Okla./Plainview

Career Highs

Receptions	13 at Louisiana, 2010
Receiving Yards	207 at Texas Tech, 2010
Long Reception	81 vs. Tulsa, 2010

2010 Season Highs

Receptions	13 at Louisiana, 2010
Receiving Yards	207 at Texas Tech, 2010
Long Reception	81 vs. Tulsa, 2010

Blackmon's 2010 Game-by-Game Receiving Stats

Date	Opponent	No.	Yds.	TD	Long
Sept. 4	Washington State	8	125	3	42
Sept. 11	Troy	10	132	2	45
Sept. 18	Tulsa	6	174	3	81
Sept. 30	Texas A&M	10	127	1	29
Oct. 8	at Louisiana	13	190	2	43
Oct. 16	at Texas Tech	10	207	1	62
Oct. 23	Nebraska				
Oct. 30	at Kansas State				
Nov. 6	Baylor				
Nov. 13	at Texas				
Nov. 20	at Kansas				
Nov. 27	Oklahoma				

Blackmon's 2009 Game-by-Game Receiving Stats

Date	Opponent	No.	Yds.	TD	Long
Sept. 5	Georgia	0	0	0	0
Sept. 12	Houston	2	28	0	18
Sept. 19	Rice	0	0	0	0
Sept. 26	Grambling State	1	7	0	7
Oct. 10	at Texas A&M	1	32	0	32
Oct. 17	Missouri	2	27	0	22
Oct. 24	at Baylor	1	22	0	22
Oct. 31	Texas	4	38	1	17
Nov. 7	at Iowa State	3	30	0	14
Nov. 14	Texas Tech	0	0	0	0
Nov. 19	Colorado	1	28	1	28
Nov. 28	at Oklahoma	1	3	0	3
Jan. 2	vs. Ole Miss	4	45	0	19

Blackmon's Career Receiving Stats

Year	G	Rec.	Yds.	Avg.	TD	Long	Avg./G
2009	13	20	260	13.0	2	32	20.0
2010	6	57	955	16.8	12	81	159.2
Career	19	77	1215	15.8	14	81	63.9

25 JOSH COOPER - IR

5-11 :: 188 :: Junior :: Mustang, Okla./Mustang

Career Highs

Receptions	8 vs. Troy, 2010
Receiving Yards	114 vs. Troy, 2010
Long Reception	41 vs. Troy, 2010
Long Punt Return	66 (TD) vs. Troy, 2010

2010 Season Highs

Receptions	8 vs. Troy, 2010
Receiving Yards	114 vs. Troy, 2010
Long Reception	41 vs. Troy, 2010
Long Punt Return	66 (TD) vs. Troy, 2010

Cooper's 2010 Game-by-Game Receiving Stats

Date	Opponent	No.	Yds.	TD	Long
Sept. 4	Washington State	5	31	0	8
Sept. 11	Troy	8	114	0	41
Sept. 18	Tulsa	4	83	1	25
Sept. 30	Texas A&M	4	26	0	13
Oct. 8	at Louisiana	1	5	0	5
Oct. 16	at Texas Tech	5	38	0	13
Oct. 23	Nebraska				
Oct. 30	at Kansas State				
Nov. 6	Baylor				
Nov. 13	at Texas				
Nov. 20	at Kansas				
Nov. 27	Oklahoma				

Cooper's 2009 Game-by-Game Receiving Stats

Date	Opponent	No.	Yds.	TD	Long
Sept. 5	Georgia	0	0	0	0
Sept. 12	Houston	5	64	1	22
Sept. 19	Rice	2	36	0	19
Sept. 26	Grambling State	3	57	0	26
Oct. 10	at Texas A&M	0	0	0	0
Oct. 17	Missouri	0	0	0	0
Oct. 24	at Baylor	0	0	0	0
Oct. 31	Texas	0	0	0	0
Nov. 7	at Iowa State	0	0	0	0
Nov. 14	Texas Tech	1	2	0	2
Nov. 19	Colorado	3	32	0	14
Nov. 28	at Oklahoma	3	8	0	6
Jan. 2	vs. Ole Miss	3	35	0	28

Cooper's 2008 Game-by-Game Receiving Stats

Date	Opponent	No.	Yds.	TD	Long
Aug. 30	at Washington State	1	6	0	6
Sept. 6	Houston	0	0	0	0
Sept. 13	Missouri State	0	0	0	0
Sept. 27	Troy	0	0	0	0
Oct. 4	Texas A&M	0	0	0	0
Oct. 11	at Missouri	0	0	0	0
Oct. 18	Baylor	1	4	0	4
Oct. 25	at Texas	0	0	0	0
Nov. 1	Iowa State	0	0	0	0
Nov. 8	at Texas Tech	0	0	0	0
Nov. 15	at Colorado	0	0	0	0
Nov. 29	Oklahoma	0	0	0	0
Dec. 30	vs. Oregon	0	0	0	0



SELECT PLAYERS GAME-BY-GAME

Cooper's Career Receiving Stats

Year	G	Rec.	Yds.	Avg.	TD	Long	Avg./G
2008	12	2	10	5.0	0	6	0.9
2009	9	20	234	11.7	1	28	26.0
2010	6	27	297	11.0	1	41	49.5
Career	27	49	541	11.0	2	41	20.0

84 HUBERT ANYIAM - WR

6-0 :: 203 :: Junior :: Garland, Texas/Garland

Career Highs

Receptions	10 vs. Missouri, 2009
Receiving Yards	119 vs. Missouri, 2009
Long Reception	34 vs. Tulsa, 2010

2010 Season Highs

Receptions	3, twice, last at Louisiana, 2010
Receiving Yards	62 vs. Tulsa, 2010
Long Reception	34 vs. Tulsa, 2010

Anyiam's 2010 Game-by-Game Receiving Stats

Date	Opponent	No.	Yds.	TD	Long
Sept. 4	Washington State	0	0	0	0
Sept. 11	Troy	1	3	0	3
Sept. 18	Tulsa	3	62	2	34
Sept. 30	Texas A&M	1	10	0	10
Oct. 8	at Louisiana	3	41	1	22
Oct. 16	at Texas Tech		DNP		
Oct. 23	Nebraska				
Oct. 30	at Kansas State				
Nov. 6	Baylor				
Nov. 13	at Texas				
Nov. 20	at Kansas				
Nov. 27	Oklahoma				

Anyiam's 2009 Game-by-Game Receiving Stats

Date	Opponent	No.	Yds.	TD	Long
Sept. 5	Georgia	0	0	0	0
Sept. 12	Houston	0	0	0	0
Sept. 19	Rice	0	0	0	0
Sept. 26	Grambling State	3	46	0	21
Oct. 10	at Texas A&M	3	58	1	27
Oct. 17	Missouri	10	119	1	25
Oct. 24	at Baylor	9	83	0	14
Oct. 31	Texas	5	62	0	18
Nov. 7	at Iowa State	5	48	0	12
Nov. 14	Texas Tech	3	39	1	25
Nov. 19	Colorado	1	27	0	27
Nov. 28	at Oklahoma	2	17	0	10
Jan. 2	vs. Ole Miss	1	16	0	16

Anyiam's 2008 Game-by-Game Receiving Stats

Date	Opponent	No.	Yds.	TD	Long
Aug. 30	at Washington State	0	0	0	0
Sept. 6	Houston	0	0	0	0
Sept. 13	Missouri State	1	3	0	3
Sept. 27	Troy	0	0	0	0
Oct. 4	Texas A&M	0	0	0	0
Oct. 11	at Missouri	1	12	0	12
Oct. 18	Baylor	0	0	0	0
Oct. 25	at Texas	0	0	0	0
Nov. 1	Iowa State	1	17	0	17
Nov. 8	at Texas Tech	0	0	0	0
Nov. 15	at Colorado	0	0	0	0
Nov. 29	Oklahoma	0	0	0	0

Dec. 30 vs. Oregon	0	0	0	0
--------------------	---	---	---	---

Anyiam's Career Receiving Stats

Year	G	Rec.	Yds.	Avg.	TD	Long	Avg./G
2008	12	3	32	10.7	0	17	2.9
2009	13	42	515	12.3	3	27	39.6
2010	5	8	116	14.5	3	34	23.2
Career	30	53	663	12.5	6	34	22.1

7 MICHAEL HARRISON - IR

6-1 :: 212 :: R-Freshman :: Atlanta, Texas/Hillcrest

Career Highs

Receptions	4 at Louisiana, 2010
Receiving Yards	51 at Louisiana, 2010
Long Reception	24 at Louisiana, 2010

2010 Season Highs

Receptions	4 at Louisiana, 2010
Receiving Yards	51 at Louisiana, 2010
Long Reception	24 at Louisiana, 2010

Harrison's 2010 Game-by-Game Receiving Stats

Date	Opponent	No.	Yds.	TD	Long
Sept. 4	Washington State	0	0	0	0
Sept. 11	Troy	0	0	0	0
Sept. 18	Tulsa	2	20	1	19
Sept. 30	Texas A&M	0	0	0	0
Oct. 8	at Louisiana	4	51	1	24
Oct. 16	at Texas Tech		DNP		
Oct. 23	Nebraska				
Oct. 30	at Kansas State				
Nov. 6	Baylor				
Nov. 13	at Texas				
Nov. 20	at Kansas				
Nov. 27	Oklahoma				

Harrison's Career Receiving Stats

Year	G	Rec.	Yds.	Avg.	TD	Long	Avg./G
2010	4	6	71	11.8	2	24	17.8
Career	4	6	71	11.8	2	24	17.8

87 TRACY MOORE - IR

6-1 :: 230 :: Sophomore :: Tulsa, Okla./Union

Career Highs

Receptions	4 at Iowa State, 2009
Receiving Yards	55 at Texas Tech, 2010
Long Reception	51 at Texas A&M, 2009

2010 Season Highs

Receptions	3, twice, last vs. Troy, 2010
Receiving Yards	55 at Texas Tech, 2010
Long Reception	29 at Texas Tech, 2010

Moore's 2010 Game-by-Game Receiving Stats

Date	Opponent	No.	Yds.	TD	Long
Sept. 4	Washington State	3	22	0	10
Sept. 11	Troy	3	33	0	17
Sept. 18	Tulsa	2	28	0	16
Sept. 30	Texas A&M	2	18	0	12
Oct. 8	at Louisiana	1	11	0	11
Oct. 16	at Texas Tech	2	55	0	29



SELECT PLAYERS GAME-BY-GAME

Oct. 23	Nebraska
Oct. 30	at Kansas State
Nov. 6	Baylor
Nov. 13	at Texas
Nov. 20	at Kansas
Nov. 27	Oklahoma

Moore's 2009 Game-by-Game Receiving Stats

Date	Opponent	No.	Yds.	TD	Long
Sept. 5	Georgia	0	0	0	0
Sept. 12	Houston	0	0	0	0
Sept. 19	Rice	0	0	0	0
Sept. 26	Grambling State	2	35	1	28
Oct. 10	at Texas A&M	1	51	1	51
Oct. 17	Missouri	1	20	0	20
Oct. 24	at Baylor	1	29	0	29
Oct. 31	Texas	1	23	0	23
Nov. 7	at Iowa State	4	19	1	10
Nov. 14	Texas Tech	0	0	0	0
Nov. 19	Colorado	0	0	0	0
Nov. 28	at Oklahoma	1	6	0	6
Jan. 2	vs. Ole Miss	0	0	0	0

Moore's Career Stats

Year	G	Rec.	Yds.	Avg.	TD	Long	Avg./G
2009	13	11	183	16.6	3	51	15.2
2010	6	13	167	12.8	0	29	27.8
Career	19	24	350	14.6	3	51	18.4

9 BO BOWLING - WR

5-9 :: 193 :: Senior :: Tonkawa, Okla./Tonkawa/NEO A&M JC

Career Highs

Receptions	4 vs. Texas A&M, 2010
Receiving Yards	66 vs. Missouri State, 2008
Long Reception	66 vs. Missouri State, 2008

2010 Season Highs

Receptions	4 vs. Texas A&M, 2010
Receiving Yards	46 vs. Texas A&M, 2010
Long Reception	18 vs. Washington State, 2010

Bowling's 2010 Game-by-Game Receiving Stats

Date	Opponent	No.	Yds.	TD	Long
Sept. 4	Washington State	3	30	0	18
Sept. 11	Troy	0	0	0	0
Sept. 18	Tulsa	2	4	0	7
Sept. 30	Texas A&M	4	46	0	16
Oct. 8	at Louisiana	0	0	0	0
Oct. 16	at Texas Tech	1	6	0	6
Oct. 23	Nebraska				
Oct. 30	at Kansas State				
Nov. 6	Baylor				
Nov. 13	at Texas				
Nov. 20	at Kansas				
Nov. 27	Oklahoma				

Bowling's 2008 Game-by-Game Receiving Stats

Date	Opponent	No.	Yds.	TD	Long
Aug. 30	at Washington State	2	34	0	23
Sept. 6	Houston	0	0	0	0
Sept. 13	Missouri State	1	66	1	66
Sept. 27	Troy	1	13	0	13
Oct. 4	Texas A&M	1	11	0	11
Oct. 11	at Missouri	2	29	0	18

Oct. 18	Baylor	0	0	0	0
Oct. 25	at Texas	1	9	1	9
Nov. 1	Iowa State	1	10	0	10
Nov. 8	at Texas Tech	0	0	0	0
Nov. 15	at Colorado	0	0	0	0
Nov. 29	Oklahoma	0	0	0	0
Dec. 30	vs. Oregon	1	28	0	28

Bowling's Career Stats

Year	G	Rec.	Yds.	Avg.	TD	Long	Avg./G
2008	13	10	200	20.0	2	66	15.4
2009				DNP			
2010	6	10	86	8.6	0	18	14.3
Career	19	20	286	14.3	2	66	15.1

95 DAN BAILEY - PK

6-0 :: 200 :: Senior :: Mustang, Okla./Southwest Covenant

Career Highs

Long FG	52, twice, last at Louisiana, 2010
---------	------------------------------------

2010 Season Highs

Long FG	52, twice, last at Louisiana, 2010
---------	------------------------------------

Bailey's 2010 Game-by-Game Stats

Date	Opponent	FGM-A	1-19	20-29	30-39	40-49	50-99	Lg	Bk
Sept. 4	Washington State	1-1	0-0	0-0	0-0	1-1	0-0	40	0
Sept. 11	Troy	2-2	0-0	2-2	0-0	0-0	0-0	29	0
Sept. 18	Tulsa	3-3	0-0	1-1	1-1	1-1	0-0	49	0
Sept. 30	Texas A&M	1-1	0-0	0-0	0-0	1-1	0-0	40	0
Oct. 8	at Louisiana	4-4	0-0	1-1	0-0	1-1	2-2	52	0
Oct. 16	at Texas Tech	2-2	0-0	0-0	2-2	0-0	0-0	35	0
Oct. 23	Nebraska								
Oct. 30	at Kansas State								
Nov. 6	Baylor								
Nov. 13	at Texas								
Nov. 20	at Kansas								
Nov. 27	Oklahoma								

Bailey's 2009 Game-by-Game Stats

Date	Opponent	FGM-A	1-19	20-29	30-39	40-49	50-99	Lg	Bk
Sept. 5	Georgia	1-1	0-0	1-1	0-0	0-0	0-0	28	0
Sept. 12	Houston	0-1	0-0	0-0	0-1	0-0	0-0	0	0
Sept. 19	Rice	2-3	0-0	1-1	0-0	1-2	0-0	42	0
Sept. 26	Grambling State	0-1	0-0	0-0	0-0	0-1	0-0	0	0
Oct. 10	at Texas A&M	0-0	0-0	0-0	0-0	0-0	0-0	0	0
Oct. 17	Missouri	4-4	0-0	1-1	2-2	0-0	1-1	51	0
Oct. 24	at Baylor	2-2	0-0	1-1	1-1	0-0	0-0	33	0
Oct. 31	Texas	0-1	0-0	0-0	0-0	0-1	0-0	0	0
Nov. 7	at Iowa State	2-2	0-0	0-0	0-0	2-2	0-0	48	0
Nov. 14	Texas Tech	1-1	0-0	1-1	0-0	0-0	0-0	26	0
Nov. 19	Colorado	1-2	0-0	0-0	1-1	0-0	0-1	30	1
Nov. 28	at Oklahoma	0-0	0-0	0-0	0-0	0-0	0-0	0	0
Jan. 2	vs. Ole Miss	0-0	0-0	0-0	0-0	0-0	0-0	0	0

Bailey's 2008 Game-by-Game Stats

Date	Opponent	FGM-A	1-19	20-29	30-39	40-49	50-99	Lg	Bk
Aug. 30	at Washington State	3-3	0-0	3-3	0-0	0-0	0-0	27	0
Sept. 6	Houston	0-0	0-0	0-0	0-0	0-0	0-0	0	0
Sept. 13	Missouri State	0-1	0-0	0-0	0-0	0-0	0-1	0	0
Sept. 27	Troy	2-2	1-1	1-1	0-0	0-0	0-0	22	0
Oct. 4	Texas A&M	0-1	0-0	0-0	0-0	0-0	0-1	0	0
Oct. 11	at Missouri	0-1	0-0	0-1	0-0	0-0	0-0	0	0
Oct. 18	Baylor	2-2	0-0	2-2	0-0	0-0	0-0	21	0
Oct. 25	at Texas	1-1	0-0	0-0	1-1	0-0	0-0	39	0



SELECT PLAYERS GAME-BY-GAME

Nov. 1	Iowa State	1-1	0-0	0-0	1-1	0-0	0-0	39	0
Nov. 8	at Texas Tech	0-0	0-0	0-0	0-0	0-0	0-0	0	0
Nov. 15	at Colorado	3-3	1-1	2-2	0-0	0-0	0-0	0	0
Nov. 29	Oklahoma	2-2	0-0	1-1	0-0	1-1	0-0	44	0
Dec. 30	vs. Oregon	1-2	0-0	0-0	0-0	1-2	0-0	45	0

Bailey's 2007 Game-by-Game Stats

Date	Opponent	FGM-A	1-19	20-29	30-39	40-49	50-99	Lg	Blk
Sept. 1	at Georgia	0-0	0-0	0-0	0-0	0-0	0-0	0	0
Sept. 8	Florida Atlantic	0-0	0-0	0-0	0-0	0-0	0-0	0	0
Sept. 14	at Troy	0-0	0-0	0-0	0-0	0-0	0-0	0	0
Sept. 22	Texas Tech	0-0	0-0	0-0	0-0	0-0	0-0	0	0
Sept. 29	Sam Houston State	0-0	0-0	0-0	0-0	0-0	0-0	0	0
Oct. 6	at Texas A&M	0-0	0-0	0-0	0-0	0-0	0-0	0	0
Oct. 13	at Nebraska	0-0	0-0	0-0	0-0	0-0	0-0	0	0
Oct. 20	Kansas State	0-0	0-0	0-0	0-0	0-0	0-0	0	0
Nov. 3	Texas	0-0	0-0	0-0	0-0	0-0	0-0	0	0
Nov. 10	Kansas	0-0	0-0	0-0	0-0	0-0	0-0	0	0
Nov. 17	at Baylor	1-2	0-0	1-1	0-0	0-1	0-0	27	0
Nov. 24	at Oklahoma	1-2	0-0	1-1	0-0	0-1	0-0	28	0
Dec. 31	vs. Indiana	0-0	0-0	0-0	0-0	0-0	0-0	0	0

Bailey's Career Stats

Year	XP-A	FGM-A	1-19	20-29	30-39	40-49	50-99	Lg	Blk
2007	20-20	2-4	0-0	2-2	0-0	0-2	0-0	28	0
2008	65-65	15-19	2-2	9-10	2-2	2-3	0-2	45	0
2009	46-46	13-18	0-0	5-5	4-5	3-6	1-2	51	1
2010	36-36	13-13	0-0	4-4	3-3	4-4	2-2	52	0
Career	167-167	43-54	2-2	20-21	9-10	9-15	3-6	52	1

13 QUINN SHARP - P

6-1 :: 191 :: *Sophomore :: Mansfield, TX/Summit*

Career Highs

Long Punt 67, twice, last vs. Troy, 2010

2010 Season Highs

Long Punt 67 vs. Troy, 2010

Sharp's 2010 Game-by-Game Stats

	No.	Yds	Avg	Long	l20	TB
Sept. 4	Washington State	7	320	45.7	61	2
Sept. 11	Troy	4	195	48.8	67	0
Sept. 18	Tulsa	1	48	48.0	48	0
Sept. 30	Texas A&M	6	278	46.3	60	1
Oct. 8	at Louisiana	2	74	37.0	43	0
Oct. 16	at Texas Tech	4	180	45.0	55	0
Oct. 23	Nebraska					
Oct. 30	at Kansas State					
Nov. 6	Baylor					
Nov. 13	at Texas					
Nov. 20	at Kansas					
Nov. 27	Oklahoma					

Sharp's 2009 Game-by-Game Stats

	No.	Yds	Avg	Long	l20	TB
Sept. 5	Georgia	7	350	50.0	61	4
Sept. 12	Houston	2	98	49.0	58	1
Sept. 19	Rice	3	158	52.7	61	1
Sept. 26	Grambling State	2	79	39.5	45	1
Oct. 10	at Texas A&M	5	222	44.4	58	1
Oct. 17	Missouri	8	317	39.6	52	4
Oct. 24	at Baylor	3	136	45.3	53	0
Oct. 31	Texas	3	135	45.0	49	1
Nov. 7	at Iowa State	3	122	40.7	53	2

Nov. 14	Texas Tech	6	246	41.0	58	2	1
Nov. 19	Colorado	3	102	34.0	40	1	0
Nov. 28	at Oklahoma	14	656	46.9	67	2	1
Jan. 2	vs. Ole Miss	8	402	50.2	63	4	0

Sharp's Career Stats

Year	No.	Yards	Avg.	Lg	TB	FC	l20	50+	60+
2009	67	3023	45.1	67	4	12	24	27	5
2010	24	1095	45.6	67	3	8	3	6	3
Career	91	4118	45.3	67	7	20	27	33	8



CAREER HIGHS FOR OTHERS

10 CLINT CHELF - QB

Completions	8 vs. Tulsa, 2010
Attempts	11 vs. Tulsa, 2010
Yards	165 vs. Tulsa, 2010
Passing TD	2 vs. Tulsa, 2010
Long Pass	42 vs. Tulsa, 2010

8 JOHNNY DEATON - QB

Completions	1 vs. Washington State, 2010
Attempts	2 vs. Washington State, 2010
Yards	6 vs. Washington State, 2010
Passing TD	No passing TD
Long Pass	6 vs. Washington State, 2010

82 ISAIAH ANDERSON - WR

Receptions	2 at Louisiana, 2010
Receiving Yards	42 vs. Tulsa, 2010
Long Reception	42 vs. Tulsa, 2010

83 COLTON CHELF - WR

Receptions	2 vs. Troy, 2010
Receiving Yards	51 vs. Troy, 2010
Long Reception	45 vs. Troy, 2010

14 JUSTIN HORTON - WR

Receptions	1, 5 times, last vs. Wash. St., 2010
Receiving Yards	18 vs. Colorado, 2009
Long Reception	18 vs. Colorado, 2009

17 CHARLIE MOORE - WR

Receptions	2 vs. Tulsa, 2010
Receiving Yards	42 vs. Tulsa, 2010
Long Reception	27 vs. Tulsa, 2010

91 UGO CHINASA - DE

Tackles	6, twice, last vs. Texas A&M, 2010
Sacks	2.5 vs. Ole Miss, 2009
TFL	3.0, twice, last vs. Texas A&M, 2010

50 JAMIE BLATNICK - DE

Tackles	5 at Louisiana, 2010
Sacks	1.0, 5 times, last at Texas Tech, 2010
TFL	1.0, 6 times, last at Texas Tech, 2010

99 RICHETTI JONES - DE

Tackles	5, twice, last vs. Troy, 2010
Sacks	2.0 vs. Washington State, 2010
TFL	3.0 vs. Washington State, 2010

92 DARIUS HART - DE

Tackles	2, four times, last at Louisiana, 2010
Sacks	No career sacks
TFL	1.0 vs. Troy, 2010

46 SHANE JARKA - DT

Tackles	4 vs. Texas, 2009
Sacks	1.5 vs. Georgia, 2009
TFL	1.5 vs. Georgia, 2009

95 CHRIS DONALDSON - DT

Tackles	5, twice, last at Texas Tech, 2010
Sacks	1.0, twice, last at Texas Tech, 2010
TFL	1.0, four times, last at Texas Tech, 2010

89 NIGEL NICHOLAS - DT

Tackles	6 at Louisiana, 2010
Sacks	2.0 at Louisiana, 2010
TFL	2.0 at Louisiana, 2010

98 DAVIDELL COLLINS - DT

Tackles	1, twice, last vs. Texas A&M, 2010
Sacks	No career sacks
TFL	No career tackles for loss

94 ANTHONY ROGERS - DT

Tackles	3 vs. Washington State, 2010
Sacks	0.5 vs. Washington State, 2010
TFL	1.0 vs. Troy, 2010

41 ORIE LEMON - LB

Tackles	17 at Texas Tech, 2010
Sacks	1.0 vs. Texas A&M, 2010
TFL	3.0 vs. Texas A&M, 2010

22 JAMES THOMAS - LB

Tackles	8 vs. Texas A&M, 2010
Sacks	1.0 at Louisiana, 2010
TFL	1.0 at Louisiana, 2010

42 JUSTIN GENT - LB

Tackles	8, twice, last at Texas Tech, 2010
Sacks	1.0, twice, last vs. Troy, 2010
TFL	1.0, 4 times, last vs. Troy, 2010

11 SHAUN LEWIS - LB

Tackles	5, twice, last vs. Tulsa, 2010
TFL	1.0, twice, last vs. Tulsa, 2010
Sacks	No career sacks

59 TOLU MOALA - LB

Tackles	8 vs. Texas A&M, 2010
Sacks	None
TFL	1.0, twice, last vs. Grambling State, 2009

40 TYLER JOHNSON - LB

Tackles	5 vs. Tulsa, 2010
TFL	No career tackles for loss
Sacks	No career sacks

19 BRODRICK BROWN - CB

Tackles	12 vs. Texas A&M, 2010
TFL	No career tackles for loss
Pass Break Ups	1 vs. Ole Miss, 2009

6 ANDREW MCGEE - CB

Tackles	7, twice, last at Oklahoma, 2009
TFL	1.0, twice, last at Louisiana, 2010
Pass Break Ups	3 vs. Colorado, 2009

18 DEVIN HEDGEPETH - CB

Tackles	4 at Louisiana, 2010
TFL	No career tackles for loss
Pass Break Ups	1 vs. Texas A&M, 2010

4 JUSTIN GILBERT - CB

Tackles	4 vs. Washington State, 2010
TFL	No career tackles for loss
Pass Break Ups	No career pass breakups
Long KR	45 vs. Texas A&M, 2010
Long PR	50 vs. Troy, 2010

16 ANDRAE MAY - CB

Tackles	1, 5 times, last at Louisiana, 2010
TFL	No career tackles for loss
Pass Break Ups	1 vs. Washington State, 2010

12 JOHNNY THOMAS - S

Tackles	9 at Texas Tech, 2010
TFL	None
Pass Break Ups	1, twice, last vs. Wash. St., 2010
Long KR	21 vs. Ole Miss, 2009

10 MARKELLE MARTIN - S

Tackles	9 vs. Ole Miss, 2009
TFL	1.0, twice, last vs. Tulsa, 2010
Pass Break Ups	3 vs. Rice, 2009

3 VICTOR JOHNSON - S

Tackles	5 vs. Texas, 2009
TFL	1.0, 3x, last vs. Tulsa, 2010
Pass Break Ups	None
Long KR	52 at Texas, 2008

28 DEION IMADE - S

Tackles	2, twice, last at Louisiana, 2010
TFL	No career tackles for loss
Pass Break Ups	No career pass breakups



2010 BOX SCORES AND RECAPS



WASHINGTON STATE	17	Sept. 4, 2010 Boone Pickens Stadium Att: 48,962 TV: FSN
RV/RV OKLAHOMA STATE	65	



TROY	38	Sept. 11, 2010 Boone Pickens Stadium Att: 48,820 TV: None
RV/RV OKLAHOMA STATE	41	

STILLWATER, Okla. (AP) -- Kendall Hunter rushed for 257 yards and four touchdowns out of Oklahoma State's new-look offense and the Cowboys beat Washington State, 65-17 on Sept. 4.

Oklahoma State (1-0) hired offensive coordinator Dana Holgorsen away from Houston during the offseason and Hunter thrived in Holgorsen's system, scoring on runs of 3, 9, 2 and 39 yards in just two quarters plus one drive in the third.

Brandon Weeden threw three touchdown passes for the Cowboys, all to Justin Blackmon, who also scored on a 7-yard blocked punt return. The Cowboys have won 15 straight home openers, the longest streak in school history.

Oklahoma State's point total was its highest since a 66-24 win over Baylor on Nov. 11, 2006.

Hunter was a third-team All-America pick after rushing for 1,555 yards as a sophomore, but an ankle injury limited him to eight games, two starts and 382 yards as a junior. By halftime against Washington State, he had rushed for 208 yards, the first time an Oklahoma State back had passed the 200-yard mark in a half since Barry Sanders had 217 yards against Kansas during his Heisman Trophy season in 1988.

Score by Quarters	1	2	3	4	Score
Washington State	0	10	0	7	17
Oklahoma State	17	21	13	14	65

Scoring Summary

1st	14:30	OSU	Hunter, Kendall 3 yd run (Bailey, Dan kick), 2-15 0:26
	05:43	OSU	Hunter, Kendall 9 yd run (Bailey, Dan kick), 5-48 1:48
	01:10	OSU	Bailey, Dan 40 yd field goal, 12-57 3:28
2nd	13:08	WSU	Grasu, Nico 56 yd field goal, 7-51 3:02
	10:12	WSU	Wilson, M. 48 yd pass from Tuel, J. (Grasu kick), 3-50 1:32
	09:10	OSU	Blackmon, J. 42 yd pass from Weeden, Brandon (Bailey kick), 4-71 1:02
	04:54	OSU	Blackmon, J. 1 yd pass from Weeden, Brandon (Bailey kick), 4-67 1:19
	00:00	OSU	Hunter, Kendall 2 yd run (Bailey, Dan kick), 9-80 1:19
3rd	12:10	OSU	Hunter, Kendall 39 yd run (Bailey, Dan kick), 8-76 2:50
	08:59	OSU	Blackmon, J. 24 yd pass from Weeden, B. (Harlan rush failed), 6-75 1:48
4th	09:17	WSU	Mitz, Logwone 1 yd run (Grasu, Nico kick), 4-61 1:26
	03:47	OSU	Smith, Jeremy 1 yd run (Bailey, Dan kick), 5-12 2:30
	02:20	OSU	Blackmon, J. 7 yd blocked punt return (Bailey, Dan kick)

	WSU	OSU
FIRST DOWNS	12	27
RUSHES-YARDS (NET)	41-112	44-291
PASSING YDS (NET)	212	253
Passes Att-Comp-Int	30-14-0	37-27-0
TOTAL OFFENSE PLAYS-YARDS	71-324	81-544
Fumble Returns-Yards	0-0	0-0
Punt Returns-Yards	1-14	5-19
Kickoff Returns-Yards	1-20	3-56
Interception Returns-Yards	0-0	0-0
Punts (Number-Avg)	10-39.4	7-45.7
Fumbles-Lost	2-2	2-0
Penalties-Yards	4-40	4-40
Possession Time	30:39	29:21
Third-Down Conversions	5 of 18	4 of 14
Fourth-Down Conversions	0 of 2	1 of 1
Red-Zone Scores-Chances	1-2	5-5
Sacks By: Number-Yards	2-17	3-12



RUSHING: Washington State-Staden, Chantz 3-40; Montgomery, Jam 10-32; Mitz, Logwone 10-17; Winston, Carl 6-14; Grasu, Nico 1-4; Tuel, Jeff 10-3; Galvin, Rickey 1-2. Oklahoma State-Hunter, Kendall 21-257; Randle, Joseph 10-36; Smith, Jeremy 10-17; TEAM 1-minus 2; Chelf, Clint 1-minus 7; Weeden, Brandon 1-minus 10.

PASSING: Washington State-Tuel, Jeff 14-29-0-212; Lobbestael, M. 0-1-0-0. Oklahoma State-Weeden, Brandon 22-30-0-218; Chelf, Clint 4-5-0-29; Deaton, Johnny 1-2-0-6.

RECEIVING: Washington State-Wilson, Marq. 4-108; Barton, Isiah 4-69; Karstetter, Jar 2-16; Montgomery, Jam 2-0; Richmond, Mar. 1-12; Winston, Carl 1-7. Oklahoma State-Blackmon, J. 8-125; Cooper, Josh 5-31; Bowling, Bo 3-30; Moore, Tracy 3-22; Hunter, Kendall 3-minus 4; Anderson, I. 1-23; Randle, Joseph 1-7; Chelf, Colton 1-7; Horton, Justin 1-6; Moore, Charlie 1-6.

INTERCEPTIONS: Washington State-None. Oklahoma State-None.

FUMBLES: Washington State-Montgomery, Jam 1-1; Tuel, Jeff 1-1. Oklahoma State-Randle, Joseph 1-0; Smith, Jeremy 1-0.

STILLWATER, Okla. (AP) - Kendall Hunter rushed for 157 yards and two touchdowns, Justin Blackmon had two touchdown catches and 132 yards receiving and Oklahoma State rallied from a halftime deficit to beat Troy 41-38 on Saturday night.

Brandon Weeden completed 29 of 39 passes for 348 yards and two touchdowns for the Cowboys (2-0), including a 53-yarder to Blackmon with 8:08 left that gave the Cowboys a late cushion. Blackmon has six touchdowns on the season.

Troy (1-1) beat Oklahoma State in 2007 in Alabama and for a time it looked like the Trojans might do so again, as they led 27-20 at halftime. But the Cowboys scored two touchdowns three minutes apart in the third quarter to regain the lead.

Jerrell Jernigan returned a kickoff 100 yards for a touchdown for Troy and caught 10 passes for 87 yards and a touchdown, but two second-half drives inside the Oklahoma State 10 ended in lost fumbles for the Trojans.


This one didn't come easy. The Cowboys outgained Troy 522-371 but hurt themselves. They had five turnovers that led to 13 points for Troy and committed inopportune penalties, one of which wiped out a 100-yard kickoff return by Hunter and another negated an interception.

Score by Quarters	1	2	3	4	Score
Troy	3	24	3	8	38
Oklahoma State	3	17	14	7	41

Scoring Summary

1st	09:34	OSU	Bailey, Dan 29 yd field goal, 11-53 3:39
	04:04	TROY	Taylor, Michael 36 yd field goal, 12-62 5:30
2nd	13:31	OSU	Bailey, Dan 22 yd field goal, 10-64 2:44
	11:08	OSU	Hunter, Kendall 10 yd run (Bailey, Dan kick), 4-68 1:11
	10:14	TROY	Bruce, Jason 47 yd pass from Robinson, Corey (Taylor kick), 3-47 0:54
	06:56	TROY	Jernigan, Jerrel 10 yd pass from Robinson, Corey (Taylor kick), 5-21 2:33
	03:15	TROY	Taylor, Michael 41 yd field goal, 6-18 2:31
	02:26	OSU	Hunter, Kendall 24 yd run (Bailey, Dan kick), 3-56 0:49
	02:11	TROY	Jernigan, Jerrel 100 yd kickoff return (Taylor, Michael kick)
3rd	10:44	OSU	Blackmon, J. 2 yd pass from Weeden, Brandon (Bailey kick), 10-79 4:16
	07:41	OSU	Cooper, Josh 66 yd punt return (Bailey, Dan kick)
	04:31	TROY	Taylor, Michael 27 yd field goal, 5-23 1:24
4th	08:08	OSU	Blackmon, J. 45 yd pass from Weeden, Brandon (Bailey kick), 5-64 1:43
	04:00	TROY	Moncrief, Brett 14 yd pass from Robinson, C. (Hampton rush), 14-80 4:08

	Troy	OSU
FIRST DOWNS	22	24
RUSHES-YARDS (NET)	36-101	37-174
PASSING YDS (NET)	270	348
Passes Att-Comp-Int	40-29-0	39-29-2
TOTAL OFFENSE PLAYS-YARDS	76-371	76-522
Fumble Returns-Yards	0-0	0-0
Punt Returns-Yards	1-11	2-116
Kickoff Returns-Yards	3-171	5-70
Interception Returns-Yards	2-16	0-0
Punts (Number-Avg)	6-41.7	4-48.8
Fumbles-Lost	6-4	5-3
Penalties-Yards	9-67	12-139
Possession Time	32:10	27:50
Third-Down Conversions	7 of 17	5 of 11
Fourth-Down Conversions	0 of 0	0 of 0
Red-Zone Scores-Chances	4-6	4-4
Sacks By: Number-Yards	2-20	3-11



RUSHING: Troy-Harris, DuJuan 8-40; Southward, Shawn 10-36; Bruce, Jason 2-28; Jernigan, Jerrel 2-8; Anderson, Chris 3-6; Hampton, Jamie 3-4; Robinson, Corey 8-minus 21. Oklahoma State-Hunter, Kendall 28-157; Blackmon, J. 2-23; Cooper, Josh 1-16; Randle, Joseph 1-8; TEAM 2-minus 10; Weeden, Brandon 3-minus 20.

PASSING: Troy-Robinson, Corey 28-38-0-272; Hampton, Jamie 1-2-0-minus 2. Oklahoma State-Weeden, Brandon 29-39-2-348.

RECEIVING: Troy-Jernigan, Jerrel 10-87; Bruce, Jason 4-82; Gill, Tebrius 4-44; Reeves, Chip 3-19; Moncrief, Brett 2-18; Anderson, Chris 2-13; Johnson, Jamel 1-5; Southward, Shawn 1-2; Williams, An. 1-2; Franklin, Khary 1-minus 2. Oklahoma State-Blackmon, J. 10-132; Cooper, Josh 8-114; Hunter, Kendall 5-15; Moore, Tracy 3-33; Chelf, Colton 2-51; Anyiam, Hubert 1-3.

INTERCEPTIONS: Troy-Willis, Bryan 1-16; Golden, Donnell 1-0. Oklahoma State-None.

FUMBLES: Troy-Robinson, Corey 3-2; Jernigan, Jerrel 3-2. Oklahoma State-Weeden, Brandon 3-2; Cooper, Josh 1-1; Paulsen, David 1-0.



2010 BOX SCORES AND RECAPS



TULSA	28	Sept. 18, 2010 Boone Pickens Stadium Att: 51,778 TV: None
RV/RV OKLAHOMA STATE	65	



TEXAS A&M	35	Sept. 30, 2010 Boone Pickens Stadium Att: 48,284 TV: ESPN
RV/24 OKLAHOMA STATE	38	

STILLWATER, Okla. - Brandon Weeden passed for 409 yards and six touchdowns, three to Justin Blackmon, and Oklahoma State set a school record for total offense in a 65-28 victory against Tulsa on Saturday night.

Weeden's left the game after one series in the third quarter, following an 81-yard scoring pass to Blackmon, the sixth-longest pass play in school history. He completed 23 of 32 passes.

The teams combined for 1,150 yards of offense, including 722 by Oklahoma State, breaking the school record of 717 set against Kansas during Barry Sanders' Heisman Trophy season in 1988.

Blackmon had six catches for 174 yards and has nine touchdowns this season. Oklahoma State is 3-0 for the 19th time and the fourth time in six seasons under coach Mike Gundy.

G.J. Kinne passed for 219 yards but threw three interceptions for Tulsa (1-2).

Score by Quarters	1	2	3	4	Score
Tulsa	0	7	7	14	28 Record: (1-2)
Oklahoma State	20	21	17	7	65 Record: (3-0)

Scoring Summary

1st	11:51	OSU	Bailey, Dan 49 yd field goal, 10-48 3:09
	07:11	OSU	Harrison, M. 1 yd pass from Weeden, Brandon (Bailey kick), 10-67 3:51
	03:49	OSU	Bailey, Dan 34 yd field goal, 8-39 2:22
	01:26	OSU	Anyiam, Hubert 18 yd pass from Weeden, B. (Bailey kick), 5-75 1:29
2nd	10:04	TULSA	Kinne, G.J. 1 yd run (Fitzpatrick, K. kick), 17-80 6:22
	08:22	OSU	Blackmon, J. 7 yd pass from Weeden, Brandon (Bailey kick), 7-81 1:42
	05:11	OSU	Blackmon, J. 21 yd pass from Weeden, Brandon (Bailey kick), 1-21 0:07
	00:14	OSU	Cooper, Josh 19 yd pass from Weeden, Brandon (Bailey kick), 9-91 1:26
3rd	13:18	OSU	Blackmon, J. 81 yd pass from Weeden, Brandon (Bailey kick), 2-72 0:27
	10:10	OSU	Bailey, Dan 27 yd field goal, 5-46 1:39
	07:20	OSU	Anyiam, Hubert 10 yd pass from Chelf, Clint (Bailey kick), 4-31 1:31
	03:55	TULSA	Carter, Willie 7 yd pass from Kinne, G.J. (Fitzpatrick, K. kick), 9-80 3:25
4th	10:29	TULSA	Watts, Trey 2 yd run, 15-76 6:40
	08:32	TULSA	Nelson, Marco 81 yd interception return (Fitzpatrick, K. kick)
	03:48	OSU	Moore, Charlie 27 yd pass from Chelf, Clint (Bailey kick), 10-84 4:44

	TU	OSU
FIRST DOWNS	23	29
RUSHES-YARDS (NET)	44-199	34-148
PASSING YDS (NET)	229	574
Passes Att-Comp-Int	35-23-3	43-31-1
TOTAL OFFENSE PLAYS-YARDS	79-428	77-722
Fumble Returns-Yards	0-0	0-0
Punt Returns-Yards	0-0	3-15
Kickoff Returns-Yards	2-59	4-76
Interception Returns-Yards	1-81	3-107
Punts (Number-Avg)	6-46.7	1-48.0
Fumbles-Lost	0-0	1-0
Penalties-Yards	5-45	7-55
Possession Time	32:36	27:24
Third-Down Conversions	9 of 17	7 of 12
Fourth-Down Conversions	1 of 1	1 of 1
Red-Zone Scores-Chances	3-4	7-7
Sacks By: Number-Yards	1-12	1-2



RUSHING: Tulsa-Beaver, S. 11-54; Singleton, Alex 11-30; Watts, Trey 9-28; Johnson, D. 1-26; Douglas, J. 3-23; Kinne, G.J. 4-19; Clay, Charles 4-18; Carter, Willie 1-1. Oklahoma State-Randle, Joseph 12-72; Hunter, Kendall 11-59; Smith, Jeremy 6-32; Weeden, Brandon 1-minus 2; TEAM 2-minus 4; Chelf, Clint 2-minus 9.

PASSING: Tulsa-Kinne, G.J. 22-34-3-219; Beaver, S. 1-1-0-10. Oklahoma State-Weeden, Brandon 23-32-0-409; Chelf, Clint 8-11-1-165.

RECEIVING: Tulsa-Johnson, Trae 6-57; Watts, Trey 5-16; Johnson, D. 4-54; Carter, Willie 3-20; Johnson, Ricky 2-42; Owens, Jameel 2-35; Roberson, T. 1-5. Oklahoma State-Blackmon, J. 6-174; Cooper, Josh 4-83; Anyiam, Hubert 3-62; Randle, Joseph 3-49; Hunter, Kendall 3-29; Moore, Charlie 2-42; Moore, Tracy 2-28; Harrison, M. 2-20; Bowling, Bo 2-4; Anderson, I. 1-42; Dinkins, Chris 1-18; Chelf, Colton 1-17; Hill, Anthony 1-6.

INTERCEPTIONS: Tulsa-Nelson, Marco 1-81. Oklahoma State-McGee, Andrew 1-79; Brown, Brodrick 1-22; May, Andrae 1-6.

FUMBLES: Tulsa-None. Oklahoma State-Weeden, Brandon 1-0.

STILLWATER, Okla. (AP) - Shaun Lewis intercepted Jerrod Johnson's pass in the final seconds and Dan Bailey kicked a 40-yard field goal as time expired to lift Oklahoma State to a 38-35 victory over Texas A&M on Thursday night.

Johnson turned the ball over five times, including a key fumble that led to a Cowboys touchdown in the fourth quarter and his fourth interception that Lewis returned 28 yards to set up the game-winner.

Brandon Weeden also had turnover problems early, but shrugged them off to throw for 284 yards and two touchdowns as the Cowboys (4-0, 1-0 Big 12) rallied from a 14-point deficit only to let Texas A&M (3-1, 0-1) do the same.

Johnson threw for 409 yards and a career-best five touchdowns but ended up making one mistake too many in a meeting of surging Big 12 South rivals.

Johnson threw two touchdown passes in the final 5 1/2 minutes and had a chance to lead the Aggies on a winning drive of their own before he overthrew a pass into the arms of Lewis, who fell down at the 40-yard line. Oklahoma State picked up 17 yards on two plays before sending on Bailey.

The Cowboys flooded onto the field to celebrate their first three-game winning streak in a series that had been dominated by Texas A&M until recently. The Aggies had won 10 of the first 12 games between the teams following the creation of the Big 12.

Score by Quarters	1	2	3	4	Score
Texas A&M	14	7	0	14	35 Record: (3-1,0-1)
Oklahoma State	0	7	21	10	38 Record: (4-0,1-0)

Scoring Summary

1st	07:41	TAMU	Fuller, Jeff 5 yd pass from Johnson, Jerrod (Bullock, Randy kick), 2-5 0:40
	02:08	TAMU	Gray, Cyrus 3 yd pass from Johnson, Jerrod (Bullock kick), 11-55 3:00
2nd	03:07	OSU	Randle, Joseph 38 yd pass from Weeden, Brandon (Bailey kick), 7-65 2:26
	00:09	TAMU	Fuller, Jeff 6 yd pass from Johnson, Jerrod (Bullock kick), 10-53 2:58
3rd	11:04	OSU	Hunter, Kendall 2 yd run (Bailey, Dan kick), 13-73 3:56
	05:54	OSU	Blackmon, J. 29 yd pass from Weeden, Brandon (Bailey kick), 8-71 2:18
	00:29	OSU	Hunter, Kendall 7 yd run (Bailey kick), 5-48 0:57
4th	12:47	OSU	Thomas, James 63 yd fumble recovery (Bailey kick)
	05:19	TAMU	McNeal, Kenric 4 yd pass from Johnson, Jerrod (Bullock kick), 16-80 7:28
	02:54	TAMU	Swope, Ryan 28 yd pass from Johnson, Jerrod (Bullock kick), 4-80 1:26
	00:00	OSU	Bailey, Dan 40 yd field goal, 3-17 0:16

	TAMU	OSU
FIRST DOWNS	29	21
RUSHES-YARDS (NET)	44-126	26-67
PASSING YDS (NET)	409	284
Passes Att-Comp-Int	62-40-4	42-28-2
TOTAL OFFENSE PLAYS-YARDS	106-535	68-351
Fumble Returns-Yards	1-0	1-63
Punt Returns-Yards	4-32	2-0
Kickoff Returns-Yards	1-47	6-144
Interception Returns-Yards	2-3	4-50
Punts (Number-Avg)	4-41.8	6-46.3
Fumbles-Lost	1-1	2-1
Penalties-Yards	8-65	8-55
Possession Time	38:32	21:28
Third-Down Conversions	11 of 21	5 of 13
Fourth-Down Conversions	4 of 5	0 of 1
Red-Zone Scores-Chances	4-4	2-3
Sacks By: Number-Yards	1-22	4-31



RUSHING: Texas A&M-Michael, Chr. 24-97; Swope, Ryan 2-19; Johnson, Jerrod 13-13; Gray, Cyrus 5-minus 3. Oklahoma State-Hunter, Kendall 22-101; Randle, Joseph 1-5; TEAM 1-minus 2; Blackmon, J. 1-minus 15; Weeden, Brandon 1-minus 22.

PASSING: Texas A&M-Johnson, Jerrod 40-62-4-409. Oklahoma State-Weeden, Brandon 28-42-2-284.

RECEIVING: Texas A&M-Fuller, Jeff 8-69; Swope, Ryan 6-80; Nwachukwu, U. 5-60; McCoy, Terrence 4-35; Tannehill, Ryan 3-68; Hicks, Nehemiah 3-47; McNeal, Kenric 3-26; Michael, Chr. 3-12; Prioleau, Hut. 2-10; Gray, Cyrus 2-5; Allen, Matt 1-minus 3. Oklahoma State-Blackmon, J. 10-127; Bowling, Bo 4-46; Cooper, Josh 4-26; Randle, Joseph 3-47; Moore, Tracy 2-18; Ward, Bryant 2-1; Anyiam, Hubert 1-10; Chelf, Colton 1-8; Hunter, Kendall 1-1.

INTERCEPTIONS: Texas A&M-Hodges, Michael 1-3; Harris, Dustin 1-0. Oklahoma State-Lewis, Shaun 1-28; Chinasa, Ugo 1-22; McGee, Andrew 1-0; Martin, M. 1-0.

FUMBLES: Texas A&M-Johnson, Jerrod 1-1. Oklahoma State-Weeden, Brandon 1-1; Gilbert, Justin 1-0.



2010 BOX SCORES AND RECAPS



22/21 OKLAHOMA STATE	54
LOUISIANA	28

Oct. 8, 2010
Cajun Field
Att: 25,881
TV: ESPN2



20/18 OKLAHOMA STATE	34
TEXAS TECH	17

Oct. 16, 2010
Jones AT&T Stadium
Att: 60,454
TV: Fox Sports Plus

LAFAYETTE, La. (AP) - Brandon Weeden threw five touchdown passes, three of which ignited a second-half rally that boosted No. 22 Oklahoma State to a 54-28 victory over Louisiana-Lafayette.

Weeden hit Michael Harrison for a 24-yard score and Hubert Anylam for a 22-yard touchdown in the first nine minutes of the third quarter as the Cowboys (5-0) scored 24 points in the third quarter to take the lead for good.

The Ragin' Cajuns (2-3) had taken a 21-17 halftime lead on two touchdown passes by Chris Masson in the final 4:35, but Oklahoma State scored seven plays into the second half on Kendall Hunter's 1-yard run. One play after the ensuing kickoff, Andrew McGee intercepted a pass by Masson and Weeden hit Harrison five plays later for a 31-21 lead.

Dan Bailey had three of his four field goals in the second half and had two 52-yarders in the game.

Weeden was 29 of 47 for 351 yards and the five scores, while Justin Blackmon had a career-high 13 catches for 190 yards and two touchdowns and Kendall Hunter rushed for 126 yards and one TD for the Cowboys.

Score by Quarters	1	2	3	4	Score	
Oklahoma State	10	7	24	13	54	Record: (5-0)
Louisiana	0	21	7	0	28	Record: (2-3)

Scoring Summary

1st	12:38	OSU	Bailey, Dan 52 yd field goal, 7-12 1:17
	04:40	OSU	Blackmon, J. 11 yd pass from Weeden, Brandon (Bailey kick), 13-81 4:05
2nd	13:13	UL	Gautier, Blaine 1 yd run (Baer, Brett kick), 17-80 6:27
	11:07	OSU	Blackmon, J. 37 yd pass from Weeden, Brandon (Bailey kick), 6-48 2:06
	04:35	UL	Butler, James 35 yd pass from Masson, Chris (Baer kick), 6-61 2:21
	00:22	UL	Spikes, Aaron 7 yd pass from Masson, Chris (Baer kick), 12-39 3:35
3rd	12:24	OSU	Hunter, Kendall 1 yd run (Bailey, Dan kick), 7-68 2:36
	10:55	OSU	Harrison, M. 24 yd pass from Weeden, Brandon (Bailey kick), 5-64 1:20
	06:04	OSU	Anylam, Hubert 22 yd pass from Weeden, B. (Bailey kick), 7-80 1:59
	05:49	UL	Surgent, Daryl 97 yd kickoff return (Baer kick)
	01:04	OSU	Bailey, Dan 25 yd field goal, 13-41 4:45
4th	09:44	OSU	Bailey, Dan 52 yd field goal, 7-25 2:49
	06:17	OSU	Bailey, Dan 47 yd field goal, 6-21 2:11
	04:59	OSU	Youman, Wilson 1 yd pass from Weeden, B. (Bailey kick), 3-15 0:56

	OSU	UL
FIRST DOWNS	27	23
RUSHES-YARDS (NET)	36-141	25-34
PASSING YDS (NET)	351	334
Passes Att-Comp-Int	47-29-2	62-36-1
TOTAL OFFENSE PLAYS-YARDS	83-492	87-368
Fumble Returns-Yards	0-0	0-0
Punt Returns-Yards	2-22	0-0
Kickoff Returns-Yards	4-123	8-238
Interception Returns-Yards	1-11	2-0
Punts (Number-Avg)	2-37.0	6-36.7
Fumbles-Lost	0-0	1-1
Penalties-Yards	4-39	6-24
Possession Time	27:12	32:48
Third-Down Conversions	9 of 15	8 of 19
Fourth-Down Conversions	0 of 0	2 of 4
Red-Zone Scores-Chances	4-4	2-3
Sacks By: Number-Yards	3-29	1-9



RUSHING: Oklahoma State-Hunter, Kendall 28-126; Smith, Jeremy 2-19; Randle, Joseph 3-9; TEAM 2-minus 4; Weeden, Brandon 1-minus 9. Louisiana-Gautier, Blaine 10-30; Spikes, Aaron 7-16; Shankle, Julian 1-5; Walker, Robert 1-3; TEAM 1-minus 1; Masson, Chris 5-minus 19.

PASSING: Oklahoma State-Weeden, Brandon 29-47-2-351. Louisiana-Masson, Chris 33-55-1-308; Gautier, Blaine 3-7-0-26.

RECEIVING: Oklahoma State-Blackmon, J. 13-190; Harrison, M. 4-51; Randle, Joseph 4-43; Anylam, Hubert 3-41; Anderson, I. 2-9; Moore, Tracy 1-11; Cooper, Josh 1-5; Youman, Wilson 1-1. Louisiana-Lawson, Javone 5-57; Joseph, Andrew 5-50; Miller, Marlin 5-38; Falgout, Richie 5-30; Butler, James 4-62; Spikes, Aaron 4-47; Hill, Pierre 3-21; Walker, Robert 2-8; Surgent, Daryl 1-14; Wolfe, Vernon 1-4; Goodlett, Ross 1-3.

INTERCEPTIONS: Oklahoma State-McGee, Andrew 1-11. Louisiana-Stokes, Lionel 1-0; Gibson, LeMarc 1-0.

FUMBLES: Oklahoma State-None. Louisiana-Miller, Marlin 1-1.

LUBBOCK, Texas (AP) - Justin Blackmon had a career-high 207 yards receiving with a touchdown to lead No. 20 Oklahoma State to a 34-17 win over Texas Tech on Oct. 16, the Cowboys' first in Lubbock since 1944.

Blackmon's 62-yard touchdown catch in the third quarter was the longest play of the game and put the contest out of reach for the Cowboys. Brandon Weeden completed 24 of 35 passes for 356 yards, the touchdown and two interceptions.

The Cowboys (6-0, 2-0 Big 12) went ahead 21-0 in the first quarter after three rushing touchdowns - 15 yards by Kendall Hunter, and 4 yards each by Joseph Randle and Jeremy Smith - and Texas Tech couldn't put together enough offense in the second half to make it a contest.

Blackmon's previous career high for receiving yards came last week against Louisiana-Lafayette, when he had 13 catches for 190 yards. He caught 10 passes Saturday.


Taylor Potts, who had 462 yards passing in last week's 45-38 win over Baylor, went 28 of 43 for 226 yards and a touchdown for Texas Tech (3-3, 1-3).

Score by Quarters	1	2	3	4	Score	
Oklahoma State	21	3	7	3	34	Record: (6-0,2-0)
Texas Tech	0	14	3	0	17	Record: (3-3,1-3)

Scoring Summary

1st	09:53	OSU	Hunter, Kendall 15 yd run (Bailey, Dan kick), 5-61 1:40
	07:44	OSU	Randle, Joseph 4 yd run (Bailey, Dan kick), 5-62 1:06
	01:21	OSU	Smith, Jeremy 4 yd run (Bailey, Dan kick), 8-82 2:42
2nd	11:04	TTU	Batch, Baron 1 yd run (Williams, Matt kick), 15-80 5:17
	05:54	TTU	Douglas, Corne. 28 yd pass from Potts, Taylor (Williams kick), 9-59 2:41
	00:17	OSU	Bailey, Dan 35 yd field goal, 14-74 5:37
3rd	09:56	OSU	Blackmon, J. 62 yd pass from Weeden, Brandon (Bailey kick), 2-64 0:33
	02:13	TTU	Williams, Matt 27 yd field goal, 9-40 3:08
4th	11:33	OSU	Bailey, Dan 32 yd field goal, 7-48 2:45

	OSU	TTU
FIRST DOWNS	30	20
RUSHES-YARDS (NET)	48-225	38-175
PASSING YDS (NET)	356	226
Passes Att-Comp-Int	35-24-2	43-28-0
TOTAL OFFENSE PLAYS-YARDS	83-581	81-401
Fumble Returns-Yards	0-0	0-0
Punt Returns-Yards	1--4	2-15
Kickoff Returns-Yards	3-45	3-77
Interception Returns-Yards	0-0	2-16
Punts (Number-Avg)	4-45.0	7-37.6
Fumbles-Lost	1-0	2-2
Penalties-Yards	5-53	5-51
Possession Time	34:32	25:28
Third-Down Conversions	6 of 15	6 of 18
Fourth-Down Conversions	0 of 2	1 of 3
Red-Zone Scores-Chances	5-5	2-3
Sacks By: Number-Yards	2-14	1-9



RUSHING: Oklahoma State-Hunter, Kendall 25-130; Randle, Joseph 17-95; Cooper, Josh 1-8; Smith, Jeremy 3-7; TEAM 1-minus 6; Weeden, Brandon 1-minus 9. Texas Tech-Stephens, Eric 15-99; Batch, Baron 19-83; Lewis, Detron 1-3; Potts, Taylor 3-minus 10.

PASSING: Oklahoma State-Weeden, Brandon 24-35-2-356. Texas Tech-Potts, Taylor 28-43-0-226.

RECEIVING: Oklahoma State-Blackmon, J. 10-207; Cooper, Josh 5-38; Randle, Joseph 3-44; Moore, Tracy 2-55; Hunter, Kendall 2-3; Bowling, Bo 1-6; Chelf, Colton 1-3. Texas Tech-Lewis, Detron 5-28; Douglas, Corne. 4-53; Torres, Alex 4-44; Franks, Jacoby 4-34; Stephens, Eric 4-24; Leong, Lyle 3-28; Batch, Baron 3-10; Swindall, Tram. 1-5.

INTERCEPTIONS: Oklahoma State-None. Texas Tech-Bird, Bront 1-16; Johnson, D.J. 1-0.

FUMBLES: Oklahoma State-Bowling, Bo 1-0. Texas Tech-Batch, Baron 1-1; Stephens, Eric 1-1.



2010 STATISTICS

OVERALL: 6-0 | BIG 12 CONFERENCE: 2-0
HOME: 4-0 | ROAD: 2-0 | NEUTRAL SITES: 0-0

STARTING LINEUPS - OFFENSE

		LT	LG	C	RG	RT	WR	WR	WR	RB	RB	QB
9/4	Washington State	Martinez	Rush	Garner	Taylor	Adcock	Blackmon	T. Moore	Co. Chelf	Hunter	Randle	Weeden
9/11	Troy	Martinez	Rush	Garner	Taylor	Adcock	Blackmon	T. Moore	Bowling	Hunter	Cooper (WR)	Weeden
9/18	Tulsa	Martinez	Rush	Garner	Taylor	Adcock	Blackmon	T. Moore	Co. Chelf	Hunter	Randle	Weeden
9/30	Texas A&M	Martinez	Rush	Garner	Taylor	Adcock	Blackmon	T. Moore	Anyiam	Hunter	Ward	Weeden
10/8	at Louisiana	Martinez	Rush	Garner	Taylor	Adcock	Blackmon	T. Moore	Anyiam	Hunter	Randle	Weeden
10/16	at Texas Tech	Martinez	Rush	Garner	Taylor	Adcock	Blackmon	T. Moore	Co. Chelf	Smith	Randle	Weeden
10/23	Nebraska											
10/30	at Kansas State											
11/6	Baylor											
11/13	at Texas											
11/20	at Kansas											
11/27	Oklahoma											

STARTING LINEUPS - DEFENSE

		DE	DT	DT	DE	SLB	MLB	WLB	CB	SS	FS	CB
9/4	Washington State	Jones	Donaldson	Jarka	Chinasa	Ja. Thomas	Lemon	Gent	McGee	Martin	Jo. Thomas	Brown
9/11	Troy	Jones	Donaldson	Nicholas	Chinasa	Ja. Thomas	Lemon	Gent	Hedgepeth	Martin	Jo. Thomas	Brown
9/18	Tulsa	Jones	Donaldson	Nicholas	Chinasa	Ja. Thomas	Lemon	Gent	McGee	Martin	V. Johnson	Brown
9/30	Texas A&M	Blatnick	Donaldson	Jarka	Chinasa	Ja. Thomas	Lemon	Gent	McGee	Martin	V. Johnson	Brown
10/8	at Louisiana	Jones	Donaldson	Nicholas	Chinasa	Ja. Thomas	Lemon	Gent	McGee	Martin	Jo. Thomas	Brown
10/16	at Texas Tech	Blatnick	Donaldson	Jarka	Chinasa	Ja. Thomas	Lemon	Gent	McGee	Martin	Jo. Thomas	Brown
10/23	Nebraska											
10/30	at Kansas State											
11/6	Baylor											
11/13	at Texas											
11/20	at Kansas											
11/27	Oklahoma											

CAREER CONSECUTIVE AND TOTAL STARTS

Player, Pos.	Yr.	Consecutive Total		-----Starts by Year-----			
		Starts	Starts	2010	2009	2008	2007
Ugo Chinasa, DE	Sr.	32	32	6	13	13	0
Lane Taylor, OL	So.	17	17	6	11	0	--
Markelle Martin, S	So.	17	17	6	11	0	--
Brodrick Brown, CB	So.	7	7	6	1	0	--
Orie Lemon, LB	Sr.	6	19	6	0	13	0
Justin Blackmon, WR	So.	6	10	6	4	0	--
Tracy Moore, WR	So.	6	7	6	1	--	--
Chris Donaldson, DT	Sr.	6	6	6	0	--	--
James Thomas, LB	Jr.	6	6	6	0	0	0
Nick Martinez, OL	Jr.	6	6	6	0	0	0
Jonathan Rush, OL	Jr.	6	6	6	0	0	0
Grant Garner, OL	Jr.	6	6	6	0	0	0
Levy Adcock, OL	Jr.	6	6	6	0	--	--
Brandon Weeden, QB	Jr.	6	6	6	0	0	0
Andrew McGee, CB	Sr.	4	6	5	1	--	--
Johnny Thomas, S	Jr.	2	4	4	0	0	--
Joseph Randle, RB	Fr.	2	4	4	--	--	--
Tolu Moala, LB	Sr.	2	2	2	0	--	--
Jamie Blatnick, DE	Jr.	1	9	2	7	0	--
Shane Jarka, DT	Sr.	1	3	3	0	0	0
Colton Chelf, WR	Jr.	1	3	3	0	--	--
Jeremy Smith, RB	So.	1	1	1	0	--	--

Player, Pos.	Yr.	Consecutive Total		-----Starts by Year-----			
		Starts	Starts	2010	2009	2008	2007
Kendall Hunter, RB	Sr.	0	21	5	3	13	0
Wilson Youman, TE	Jr.	0	16	0	12	4	--
Hubert Anyiam, WR	Jr.	0	12	2	10	0	--
Bryant Ward, FB	Sr.	0	6	1	1	4	0
Josh Cooper, WR	Jr.	0	5	1	4	0	--
Justin Gent, LB	Sr.	0	4	4	0	0	0
Victor Johnson, S	Jr.	0	4	2	2	0	--
Nigel Nicholas, DT	So.	0	3	3	0	--	--
Richetti Jones, DE	Jr.	0	3	4	0	0	0
Devin Hedgepeth, CB	Fr.	0	1	1	--	--	--
Bo Bowling, WR	Sr.	0	1	1	--	0	--
Cooper Bassett, DL	So.	0	1	0	1	--	--
David Paulsen, FB	So.	0	1	0	1	--	--
Isaiah Anderson, WR	So.	0	1	0	1	0	--
Anthony Morgan, OL	Sr.	0	1	0	1	--	--



2010 STATISTICS

OVERALL: 6-0 | BIG 12 CONFERENCE: 2-0
HOME: 4-0 | ROAD: 2-0 | NEUTRAL SITES: 0-0

EXPLOSIVE PLAYS

RUNNING PLAYS - 20 YARDS OR LONGER

Yds	Rusher	Opponent	Result of Rush	Result of Drive
66	Kendall Hunter	Washington St.	1st and Goal at WSU 1	Touchdown
39	Kendall Hunter	Washington St.	Touchdown	Touchdown
24	Kendall Hunter	Troy	Touchdown	Touchdown
22	Kendall Hunter	Washington St.	1st and 10 at WSU 29	Touchdown
21	Kendall Hunter	Texas Tech	1st and 10 at TTU 15	Touchdown
20	Kendall Hunter	Washington St.	1st and 10 at OSU 40	Touchdown

PASSING PLAYS - 20 YARDS OR LONGER

Yds	Connection	Opponent	Result of Pass	Result of Drive
81	Weeden to Blackmon	Tulsa	Touchdown	Touchdown
62	Weeden to Blackmon	Texas Tech	Touchdown	Touchdown
45	Weeden to Blackmon	Troy	Touchdown	Touchdown
45	Weeden to Co. Chelf	Troy	1st and 10 at Troy 16	Touchdown
43	Weeden to Blackmon	Louisiana	1st and 10 at Louisiana 17	Touchdown
42	Cl. Chelf to Anderson	Tulsa	1st and 10 at Tulsa 13	Field Goal
42	Weeden to Blackmon	Washington St.	Touchdown	Touchdown
41	Weeden to Cooper	Troy	1st and 10 at Troy 26	Touchdown
40	Weeden to Cooper	Troy	1st and 10 at Troy 24	Touchdown
39	Weeden to Blackmon	Tulsa	1st and 10 at Tulsa 22	Touchdown
38	Weeden to Randle	Texas A&M	Touchdown	Touchdown
37	Weeden to Blackmon	Louisiana	Touchdown	Touchdown
34	Weeden to Anyiam	Tulsa	1st and 10 at Tulsa 41	Touchdown
31	Weeden to Blackmon	Troy	1st and 10 at Troy 36	Punt
29	Weeden to T. Moore	Texas Tech	1st and 10 at TTU 33	Touchdown
29	Weeden to Blackmon	Texas A&M	Touchdown	Touchdown
28	Cl. Chelf to Randle	Tulsa	1st and 10 at OSU 40	Interception
27	Weeden to Blackmon	Texas Tech	1st and 10 at OSU 45	Touchdown
27	Cl. Chelf to C. Moore	Tulsa	Touchdown	Touchdown
26	Weeden to T. Moore	Texas Tech	1st and 10 at OSU 40	Punt
25	Weeden to Blackmon	Texas Tech	1st and Goal at TTU 4	Touchdown
25	Weeden to Cooper	Tulsa	1st and 10 at Tulsa 30	Field Goal
24	Weeden to Harrison	Louisiana	Touchdown	Touchdown
24	Weeden to Blackmon	Washington St.	Touchdown	Touchdown
23	Weeden to Anderson	Washington St.	1st and 10 at WSU 24	Touchdown
22	Weeden to Blackmon	Texas Tech	1st and 10 at TTU 48	Interception
22	Weeden to Anyiam	Louisiana	Touchdown	Touchdown
21	Weeden to Blackmon	Tulsa	Touchdown	Touchdown
20	Weeden to Cooper	Tulsa	1st and 10 at OSU 37	Touchdown
20	Weeden to Hunter	Tulsa	1st and Goal at Tulsa 1	Touchdown

KICK RETURNS - 30 YARDS OR LONGER

Yds	Returner	Opponent	Result of Return	Result of Drive
45	Justin Gilbert	Texas A&M	1st and 10 at A&M 43	Punt
43	Justin Gilbert	Louisiana	1st and 10 at UL 48	Touchdown
31	Joseph Randle	Louisiana	1st and 10 at UL 44	Interception

PUNT RETURNS - 20 YARDS OR LONGER

Yds	Returner	Opponent	Result of Return	Result of Drive
66	Josh Cooper	Troy	Touchdown	Touchdown
50	Justin Gilbert	Troy	1st and Goal at Troy 5	End of half
23	Bo Bowling	Louisiana	1st and 10 at 50	Field Goal

INT/FUMBLE RETURNS - 20 YARDS OR LONGER

Yds	Returner	Opponent	Result of Return	Result of Drive
79	Andrew McGee (INT)	Tulsa	1st and 10 at Tulsa 21	Touchdown
63	James Thomas (Fumble)	Texas A&M	Touchdown	Touchdown
28	Shaun Lewis (INT)	Texas A&M	1st and 10 at A&M 40	Field Goal
22	Ugo Chinasa (INT)	Texas A&M	1st and 10 at A&M 45	Interception
22	Brodrick Brown (INT)	Tulsa	1st and 10 at Tulsa 40	Field Goal

SCORING DRIVE ANALYSIS

	Oklahoma State		Opponent	
	TD	FG	TD	FG
Negative Yards	0	0	0	0
0-9 yards	0	0	1	0
10-19 yards	3	2	0	1
20-29 yards	1	2	1	1
30-39 yards	1	1	1	0
40-49 yards	3	4	1	1
50-59 yards	1	2	4	1
60-69 yards	10	1	2	1
70-79 yards	8	1	0	0
80-89 yards	5	0	6	1
90-99 yards	1	0	0	0

GAME-OPENING DRIVES

	Oklahoma State				Opponent			
	Plays	Yards	TOP	Result	Plays	Yards	TOP	Result
Washington St.	2	15	0:26	Touchdown	1	(-5)	0:04	Fumble
Troy	11	53	3:39	Field Goal	3	8	1:47	Punt
Tulsa	10	48	3:09	Field Goal	3	6	0:49	Punt
Texas A&M	3	(-3)	1:43	Punt	8	35	2:50	Interception
at Louisiana	7	12	1:17	Field Goal	3	2	1:05	Punt
at Texas Tech	3	8	1:09	Punt	3	(-7)	1:28	Punt
Nebraska								
at Kansas State								
Baylor								
at Texas								
at Kansas								
Oklahoma								

SECOND HALF-OPENING DRIVES

	Oklahoma State				Opponent			
	Plays	Yards	TOP	Result	Plays	Yards	TOP	Result
Washington St.	8	76	2:50	Touchdown	3	6	1:23	Punt
Troy	10	79	4:16	Touchdown	5	5	3:03	Punt
Tulsa	2	72	0:27	Touchdown	3	6	1:15	Punt
Texas A&M	13	73	3:56	Touchdown	6	11	2:52	Punt
at Louisiana	7	68	2:36	Touchdown	1	0	0:09	Interception
at Texas Tech	7	25	1:52	Interception	8	38	2:39	Fumble
Nebraska								
at Kansas State								
Baylor								
at Texas								
at Kansas								
Oklahoma								



2010 STATISTICS

OVERALL: 6-0 | BIG 12 CONFERENCE: 2-0
HOME: 4-0 | ROAD: 2-0 | NEUTRAL SITES: 0-0

SCORING SUMMARY

Sept. 4 vs. Washington State	Quarter	Time	Plays	Yards	Elapsed
Kendall Hunter, 3-yd run	1	14:30	2	15	0:26
Kendall Hunter, 9-yd run	1	5:43	5	48	1:48
Dan Bailey, 40-yd field goal	1	1:10	12	57	3:28
Weeden 42-yd pass to Blackmon	2	9:10	4	71	1:02
Weeden, 1-yd pass to Blackmon	2	4:54	4	67	1:19
Kendall Hunter, 2-yd run	2	0:00	9	80	1:19
Kendall Hunter, 39-yd run	3	12:10	8	76	2:50
Weeden 24-yd pass to Blackmon	3	8:59	6	75	1:48
J. Blackmon, 7-yd blocked punt return	4	2:20	-	-	-

Sept. 11 vs. Troy	Quarter	Time	Plays	Yards	Elapsed
Dan Bailey, 29-yd field goal	1	9:34	11	53	3:39
Dan Bailey, 22-yd field goal	2	13:31	10	64	2:44
Kendall Hunter, 10-yd run	2	11:08	4	68	1:11
Kendall Hunter, 24-yd run	2	2:26	3	56	0:49
Weeden 2-yd pass to Blackmon	3	10:44	10	79	4:16
Josh Cooper, 66-yd punt return	3	7:41	--	--	--
Weeden 45-yd pass to Blackmon	4	8:08	5	64	1:43

Sept. 18 vs. Tulsa	Quarter	Time	Plays	Yards	Elapsed
Dan Bailey, 49-yard field goal	1	11:51	10	48	3:09
Weeden 1-yd pass to Harrison	1	7:11	10	67	3:51
Dan Bailey, 34-yd field goal	1	3:49	8	39	2:22
Weeden 18-yd pass to Anyiam	1	1:26	5	75	1:29
Weeden 7-yd pass to Blackmon	2	8:22	7	81	1:42
Weeden 21-yd pass to Blackmon	2	5:11	1	21	0:07
Weeden 19-yd pass to Cooper	2	0:14	9	91	1:26
Weeden 81-yd pass to Blackmon	3	13:18	2	72	0:27
Dan Bailey, 27-yd field goal	3	10:10	5	46	1:39
Cl. Chelf 10-yd pass to Anyiam	3	7:20	4	31	1:31
Cl. Chelf 27-yd pass to C. Moore	4	3:48	10	84	4:44

Sept. 30 vs. Texas A&M	Quarter	Time	Plays	Yards	Elapsed
Weeden 38-yd pass to Randle	2	3:07	7	65	2:26
Kendall Hunter, 2-yd run	3	11:04	13	73	3:56
Weeden 29-yd pass to Blackmon	3	5:54	8	71	2:18

Kendall Hunter, 7-yd run	3	0:29	5	48	0:57
James Thomas, 63-yd fumble recovery	4	12:47	-	-	-
Dan Bailey, 40-yd field goal	4	0:00	3	17	0:16

Oct. 8 at Louisiana	Quarter	Time	Plays	Yards	Elapsed
Dan Bailey, 52-yd field goal	1	12:38	7	12	1:17
Weeden 11-yd pass to Blackmon	1	4:40	13	81	4:05
Weeden 37-yd pass to Blackmon	2	11:07	6	48	2:06
Kendall Hunter, 1-yd run	3	12:24	7	68	2:36
Weeden 24-yd pass to Harrison	3	10:55	5	64	1:20
Weeden 22-yd pass to Anyiam	3	6:04	7	80	1:59
Dan Bailey, 25-yd field goal	3	1:04	13	41	4:45
Dan Bailey, 52-yd field goal	4	9:44	7	25	2:49
Dan Bailey, 47-yd field goal	4	6:17	6	21	2:11
Weeden 1-yd pass to Youman	4	4:59	3	15	0:56

Oct. 16 at Texas Tech	Quarter	Time	Plays	Yards	Elapsed
Kendall Hunter, 15-yd rush	1	9:53	5	61	1:40
Joseph Randle, 4-yd rush	1	7:44	5	62	1:06
Jeremy Smith, 4-yd rush	1	1:21	8	82	2:42
Weeden, 62-yd pass to Blackmon	3	9:56	2	64	0:33
Dan Bailey, 32-yd field goal	4	2:45	7	34	2:45

SCORING DRIVE SUPERLATIVES

LONGEST TOUCHDOWN PLAYS

81 Weeden to Blackmon vs. Tulsa
66 Josh Cooper PR vs. Troy
63 James Thomas FR vs. Texas A&M
62 Weeden to Blackmon at Texas Tech
45 Weeden to Blackmon vs. Troy
42 Weeden to Blackmon vs. WSU
39 Kendall Hunter run vs. WSU
38 Weeden to Randle vs. Texas A&M
37 Weeden to Blackmon at Louisiana
29 Weeden to Blackmon vs. Texas A&M
27 Cl. Chelf to C. Moore, Tulsa
24 Weeden to Harrison at Louisiana
24 Kendall Hunter vs. Troy
24 Weeden to Blackmon vs. WSU
21 Weeden to Blackmon vs. Tulsa

MOST YARDS COVERED

91 yds (TD) vs. Tulsa
84 yds (TD) vs. Tulsa
82 yds (TD) at Texas Tech
81 yds (TD) at Louisiana
81 yds (TD) vs. Tulsa
80 yds (TD) at Louisiana
80 yds (TD) vs. WSU
79 yds (TD) vs. Troy
76 yds (TD) vs. WSU

75 yds (TD) vs. Tulsa
75 yds (TD) vs. WSU
74 yds (FG) at Texas Tech
73 yds (TD) vs. Texas A&M
72 yds (TD) vs. Tulsa
71 yds (TD) vs. Texas A&M
71 yds (TD) vs. WSU

FEWEST PLAYS

1 play, 21 yds (TD) vs. Tulsa
2 plays, 64 yds (TD) at Texas Tech
2 plays, 72 yds (TD) vs. Tulsa
2 plays, 15 yds (TD) vs. WSU
3 plays, 15 yds (TD) at Louisiana
3 plays, 17 yds (FG) vs. Texas A&M
3 plays, 56 yds (TD) vs. Troy
4 plays, 31 yds (TD) vs. Tulsa
4 plays, 68 yds (TD) vs. Troy
4 plays, 71 yds (TD) vs. WSU
4 plays, 67 yds (TD) vs. WSU
4 plays, 62 yds (TD) at Texas Tech
5 plays, 61 yds (TD) at Texas Tech
5 plays, 64 yds (TD) at Louisiana
5 plays, 48 yds (TD) vs. Texas A&M
5 plays, 46 yds (TD) vs. Tulsa
5 plays, 75 yds (TD) vs. Tulsa
5 plays, 64 yds (TD) vs. Troy

5 plays, 12 yds (TD) vs. WSU
5 plays, 48 yds (TD) vs. WSU

MOST PLAYS

14 plays, 74 yds (FG) at Texas Tech
13 plays, 41 yds (FG) at Louisiana
13 plays, 81 yds (TD) at Louisiana
13 plays, 73 yds (TD) vs. Texas A&M
12 plays, 57 yds (FG) vs. WSU
11 plays, 53 yds (FG) vs. Troy
10 plays, 84 yds (TD) vs. Tulsa
10 plays, 48 yds (FG) vs. Tulsa
10 plays, 67 yds (TD) vs. Tulsa
10 plays, 79 yds (TD) vs. Troy
10 plays, 64 yds (FG) vs. Troy

LEAST TIME ELAPSED

0:07 (TD) - 1 play, 21 yds vs. Tulsa
0:16 (FG) - 3 plays, 17 yds vs. Texas A&M
0:26 (TD) - 2 plays, 15 yds vs. WSU
0:27 (TD) - 2 plays, 72 yds vs. Tulsa
0:33 (TD) - 2 plays, 64 yds at Texas Tech
0:49 (TD) - 3 plays, 56 yds vs. Troy
0:56 (TD) - 3 plays, 15 yds at Louisiana
0:57 (TD) - 5 plays, 48 yds vs. Texas A&M
1:02 (TD) - 4 plays, 71 yds vs. WSU
1:06 (TD) - 5 plays, 62 yds at Texas Tech

1:11 (TD) - 4 plays, 68 yds vs. Troy
1:17 (FG) - 7 plays, 12 yds at Louisiana
1:19 (TD) - 4 plays, 67 yds vs. WSU
1:19 (TD) - 9 plays, 80 yds vs. WSU
1:20 (TD) - 5 plays, 64 yds at Louisiana
1:26 (TD) - 9 plays, 91 yds vs. Tulsa
1:29 (TD) - 5 plays, 75 yds vs. Tulsa
1:31 (TD) - 4 plays, 31 yds vs. Tulsa
1:39 (FG) - 5 plays, 46 yds vs. Tulsa
1:40 (TD) - 5 plays, 61 yds at Texas Tech
1:42 (TD) - 7 plays, 81 yds vs. Tulsa
1:43 (TD) - 5 plays, 64 yds vs. Troy
1:48 (TD) - 5 plays, 48 yds vs. WSU
1:48 (TD) - 6 plays, 75 yds vs. WSU
1:59 (TD) - 7 plays, 80 yds at Louisiana

MOST TIME ELAPSED

5:37 (FG) - 14 plays, 74 yds at Texas Tech
4:45 (FG) - 13 plays, 41 yds at Louisiana
4:44 (TD) - 10 plays, 84 yds vs. Tulsa
4:16 (TD) - 10 plays, 79 yds vs. Troy
4:05 (TD) - 13 plays, 81 yds at Louisiana
3:56 (TD) - 13 plays, 73 yds vs. Texas A&M
3:51 (TD) - 10 plays, 67 yds vs. Tulsa
3:39 (FG) - 11 plays, 53 yds vs. Troy
3:28 (FG) - 12 plays, 57 yds vs. WSU



2010 STATISTICS

OVERALL: 6-0 | BIG 12 CONFERENCE: 2-0
HOME: 4-0 | ROAD: 2-0 | NEUTRAL SITES: 0-0

COWBOYS IN THE BIG 12 AND NCAA RANKINGS

TEAM STATS

Category	Actual	Big 12 Rank	NCAA Rank
Scoring Offense	49.5	1	2
Scoring Defense	27.2	9	73
Total Offense	535.3	1	2
Total Defense	404.5	10	92
Rushing Offense	174.3	4	41
Rushing Defense	124.5	4	36
Pass Offense	361.0	1	3
Pass Defense	280.0	11	114
Pass Efficiency	165.1	1	8
Pass Efficiency Defense	124.3	8	58
Kickoff Returns	20.6	10	79
Punt Return Average	11.2	2	27
Interceptions Per Game	1.3	3	26
Net Punting	40.1	2	13
Kickoff Coverage	44.5	7	NR
Field Goal Kicking Pct.	1.000	1	NR
PAT Kicking Pct.	1.000	1	NR
Sacks Per Game	2.50	5	33
Sacks Allowed Per Game	1.33	3	34
First Downs	26.3	2	2
Opponent First Downs	21.5	9	95
3rd Down Conversion Pct.	45.0	4	31
3rd Down Conversion Defense	41.8	10	82
4th Down Conversion Pct.	40.0	10	84
Oppt. 4th Down Conv. Pct.	53.3	8	65
Yards Penalized	63.5	9	96
Opponent Yards Penalized	48.7	8	NR
Time of Possession	27:57	10	100
Turnover Margin	0.83	3	19
Red Zone Scoring Pct.	96.4	1	2
Red Zone Scoring Pct. Defense	72.7	2	16

NR - NCAA does not track national rankings in this category.

INDIVIDUAL STATS

24 KENDALL HUNTER - RB	Actual	Big 12 Rank	NCAA Rank
Rushing yards per game	138.3	1	5
All-purpose yards per game	159.3	4	16
Scoring	10.0	5	14

3 BRANDON WEEDEN - QB	Actual	Big 12 Rank	NCAA Rank
Passing yards per game	327.7	1	2
Pass efficiency	163.0	1	12
Points responsible for	19.00	1	4
Touchdown passes	19	1	3
Total offense	315.7	3	8

81 JUSTIN BLACKMON - WR	Actual	Big 12 Rank	NCAA Rank
Receiving yards per game	159.2	1	1
Receptions per game	9.5	2	2
Scoring	13.0	1	1
All-purpose yards per game	161.7	2	12
Touchdown receptions	12	1	1

25 JOSH COOPER - WR	Actual	Big 12 Rank	NCAA Rank
Receptions per game	4.50	11	75

4 JUSTIN GILBERT - CB	Actual	Big 12 Rank	NCAA Rank
Punt return average	6.88	6	52
Kickoff return average	23.80	6	64

13 QUINN SHARP - P	Actual	Big 12 Rank	NCAA Rank
Punting	45.6	2	10

95 DAN BAILEY - PK	Actual	Big 12 Rank	NCAA Rank
Scoring	12.5	3	3
Field goals per game	2.17	1	2
Field goal percentage	1.000	1	1
PAT kicking percentage	1.000	1	1

41 ORIE LEMON - LB	Actual	Big 12 Rank	NCAA Rank
Solo tackles per game	8.67	1	1
Total tackles per game	10.3	3	16
Tackles for loss per game	0.92	10	-
Fumbles recovered per game	0.33	1	9

50 JAMIE BLATNICK - DE	Actual	Big 12 Rank	NCAA Rank
Sacks per game	0.60	7	56
Fumbles recovered per game	0.20	7	64

19 BRODRICK BROWN - CB	Actual	Big 12 Rank	NCAA Rank
Tackles per game	5.3	36	-

10 MARKELLE MARTIN - S	Actual	Big 12 Rank	NCAA Rank
Passes defended per game	0.83	9	95

6 ANDREW MCGEE - CB	Actual	Big 12 Rank	NCAA Rank
Interceptions per game	0.50	2	15
Passes defended per game	0.67	18	-

22 JAMES THOMAS - LB	Actual	Big 12 Rank	NCAA Rank
Tackles per game	4.8	48	-



2010 STATISTICS

OVERALL: 6-0 | BIG 12 CONFERENCE: 2-0
HOME: 4-0 | ROAD: 2-0 | NEUTRAL SITES: 0-0

RESULTS

DATE	OPPONENT	W/L	SCORE	ATTEND
Sept 4, 2010	WASHINGTON STATE	W	65-17	48962
Sep 11, 2010	TROY	W	41-38	48820
Sep 18, 2010	TULSA	W	65-28	51778
* Sep 30, 2010	TEXAS A&M	W	38-35	48284
Oct 08, 2010	at Louisiana	W	54-28	25881
* Oct 16, 2010	at Texas Tech	W	34-17	60454

* Big 12 Game

TEAM STATISTICS

	OSU	OPP
SCORING	297	163
Points Per Game	49.5	27.2
FIRST DOWNS	158	129
Rushing	57	51
Passing	92	74
Penalty	9	4
RUSHING YARDAGE	1046	747
Yards gained rushing	1207	899
Yards lost rushing	161	152
Rushing Attempts	225	228
Average Per Rush	4.6	3.3
Average Per Game	174.3	124.5
TDs Rushing	13	5
PASSING YARDAGE	2166	1680
Comp-Att-Int	168-243-9	170-272-8
Average Per Pass	8.9	6.2
Average Per Catch	12.9	9.9
Average Per Game	361.0	280.0
TDs Passing	21	13
TOTAL OFFENSE	3212	2427
Total Plays	468	500
Average Per Play	6.9	4.9
Average Per Game	535.3	404.5
KICK RETURNS: #-Yards	25-514	18-612
PUNT RETURNS: #-Yards	15-168	8-72
INT RETURNS: #-Yards	8-168	9-116
KICK RETURN AVERAGE	20.6	34.0
PUNT RETURN AVERAGE	11.2	9.0
INT RETURN AVERAGE	21.0	12.9
FUMBLES-LOST	11-4	12-10
PENALTIES-Yards	40-381	37-292
Average Per Game	63.5	48.7
PUNTS-Yards	24-1095	39-1574
Average Per Punt	45.6	40.4
Net punt average	40.1	35.0
TIME OF POSSESSION/Game	27:58	32:02
3RD-DOWN Conversions	36/80	46/110
3rd-Down Pct	45%	42%
4TH-DOWN Conversions	2/5	8/15
4th-Down Pct	40%	53%
SACKS BY-Yards	16-99	8-89
MISC YARDS	0	0
TOUCHDOWNS SCORED	37	21
FIELD GOALS-ATTEMPTS	13-13	5-5
ON-SIDE KICKS	0-1	0-1
RED-ZONE SCORES	27-28 96%	16-22 73%
RED-ZONE TOUCHDOWNS	20-28 71%	13-22 59%
PAT-ATTEMPTS	36-36 100%	20-20 100%
ATTENDANCE	197844	86335
Games/Avg Per Game	4/49461	2/43168
Neutral Site Games		0/0

SCORE BY QUARTERS	1st	2nd	3rd	4th	Total
Oklahoma State	71	76	96	54	297
Opponents	17	83	20	43	163

RUSHING

	GP	Att	Gain	Loss	Net	Avg	TD	Long	Avg/G
Hunter, Kendall	6	135	851	21	830	6.1	10	66	138.3
Randle, Joseph	6	45	225	1	224	5.0	1	15	37.3
Smith, Jeremy	6	20	81	5	76	3.8	2	15	12.7
Cooper, Josh	6	2	24	0	24	12.0	0	16	4.0
Blackmon, J.	6	3	23	15	8	2.7	0	18	1.3
Chelf, Clint	2	3	3	19	-16	-5.3	0	3	-8.0
TEAM	6	9	0	28	-28	-3.1	0	0	-4.7
Weeden, Brandon	6	8	0	72	-72	-9.0	0	0	-12.0
Total.....	6	225	1207	161	1046	4.6	13	66	174.3
Opponents.....	6	228	899	152	747	3.3	5	26	124.

PASSING

	G	Effic	Cmp-Att-Int	Pct	Yds	TD	Lng	Avg/G
Weeden, Brandon	6	163.04	155-225-8	68.9	1966	19	81	327.7
Chelf, Clint	2	205.60	12-16-1	75.0	194	2	42	97.0
Deaton, Johnny	1	75.20	1-2-0	50.0	6	0	6	6.0
Total.....	6	165.12	168-243-9	69.1	2166	21	81	361.0
Opponents.....	6	124.27	170-272-8	62.5	1680	13	48	280.0

RECEIVING

	G	No.	Yds	Avg	TD	Long	Avg/G
Blackmon, J.	6	57	955	16.8	12	81	159.2
Cooper, Josh	6	27	297	11.0	1	41	49.5
Randle, Joseph	6	14	190	13.6	1	38	31.7
Hunter, Kendall	6	14	44	3.1	0	20	7.3
Moore, Tracy	6	13	167	12.8	0	29	27.8
Bowling, Bo	6	10	86	8.6	0	18	14.3
Anyiam, Hubert	6	8	116	14.5	3	34	19.3
Chelf, Colton	6	6	86	14.3	0	45	14.3
Harrison, M.	4	6	71	11.8	2	24	17.8
Anderson, I.	5	4	74	18.5	0	42	14.8
Moore, Charlie	6	3	48	16.0	1	27	8.0
Ward, Bryant	6	2	1	0.5	0	1	0.2
Dinkins, Chris	6	1	18	18.0	0	18	3.0
Hill, Anthony	4	1	6	6.0	0	6	1.5
Horton, Justin	6	1	6	6.0	0	6	1.0
Youman, Wilson	5	1	1	1.0	1	1	0.2
Total.....	6	168	2166	12.9	21	81	361.0
Opponents.....	6	170	1680	9.9	13	48	280.0

TOTAL OFFENSE

	G	Plays	Rush	Pass	Total	Avg/G
Weeden, Brandon	6	233	-72	1966	1894	315.7
Hunter, Kendall	6	135	830	0	830	138.3
Randle, Joseph	6	45	224	0	224	37.3
Chelf, Clint	2	19	-16	194	178	89.0
Smith, Jeremy	6	20	76	0	76	12.7
Cooper, Josh	6	2	24	0	24	4.0
Blackmon, J.	6	3	8	0	8	1.3
Deaton, Johnny	1	2	0	6	6	6.0
TEAM	6	9	-28	0	-28	-4.7
Total.....	6	468	1046	2166	3212	535.3
Opponents.....	6	500	747	1680	2427	404.5



2010 STATISTICS

OVERALL: 6-0 | BIG 12 CONFERENCE: 2-0
HOME: 4-0 | ROAD: 2-0 | NEUTRAL SITES: 0-0

SCORING

	----- PATS -----								Points
	TD	FGs	Kick	Rush	Rcv	Pass	DXP	Saf	
Blackmon, J.	13	0-0	0-0	0-0	0	0-0	0	0	78
Bailey, Dan	0	13-13	36-36	0-0	0	0-0	0	0	75
Hunter, Kendall	10	0-0	0-0	0-0	0	0-0	0	0	60
Anyiam, Hubert	3	0-0	0-0	0-0	0	0-0	0	0	18
Smith, Jeremy	2	0-0	0-0	0-0	0	0-0	0	0	12
Randle, Joseph	2	0-0	0-0	0-0	0	0-0	0	0	12
Cooper, Josh	2	0-0	0-0	0-0	0	0-0	0	0	12
Harrison, M.	2	0-0	0-0	0-0	0	0-0	0	0	12
Youman, Wilson	1	0-0	0-0	0-0	0	0-0	0	0	6
Thomas, James	1	0-0	0-0	0-0	0	0-0	0	0	6
Moore, Charlie	1	0-0	0-0	0-0	0	0-0	0	0	6
Harlan, Wes	0	0-0	0-0	0-1	0	0-0	0	0	0
Total.....	37	13-13	36-36	0-1	0	0-0	0	0	297
Opponents.....	21	5-5	20-20	1-1	0	0-0	0	0	163

PUNT RETURNS

	No.	Yds	Avg	TD	Long
Gilbert, Justin	8	55	6.9	0	50
Cooper, Josh	3	71	23.7	1	66
Bowling, Bo	1	23	23.0	0	23
Randle, Joseph	1	-1	-1.0	0	0
Thomas, James	1	17	17.0	0	0
Blackmon, J.	0	7	0.0	1	7
Total.....	14	172	12.3	2	66
Opponents.....	6	57	9.5	0	20

KICK RETURNS

	No.	Yds	Avg	TD	Long
Gilbert, Justin	10	238	23.8	0	45
Randle, Joseph	5	106	21.2	0	31
Hunter, Kendall	4	82	20.5	0	23
Thomas, Johnny	2	31	15.5	0	16
Johnson, Victor	2	39	19.5	0	21
Paulsen, David	1	3	3.0	0	3
Bowling, Bo	1	15	15.0	0	15
Total.....	25	514	20.6	0	45
Opponents.....	18	612	34.0	2	100

INTERCEPTIONS

	No.	Yds	Avg	TD	Long
McGee, Andrew	3	90	30.0	0	79
May, Andrae	1	6	6.0	0	6
Martin, M.	1	0	0.0	0	0
Brown, Brodrick	1	22	22.0	0	22
Lewis, Shaun	1	28	28.0	0	28
Chinasa, Ugo	1	22	22.0	0	22
Total.....	8	168	21.0	0	79
Opponents.....	9	116	12.9	1	81

FUMBLE RETURNS

	No.	Yds	Avg	TD	Long
Thomas, James	1	63	63.0	1	63
Total.....	1	63	63.0	1	63
Opponents.....	1	0	0.0	0	0

ALL-PURPOSE

	G	Rush	Rec	PR	KOR	IR	Tot	Avg/G
Blackmon, J.	6	8	955	7	0	0	970	161.7
Hunter, Kendall	6	830	44	0	82	0	956	159.3
Randle, Joseph	6	224	190	-1	106	0	519	86.5
Cooper, Josh	6	24	297	71	0	0	392	65.3
Gilbert, Justin	6	0	0	55	238	0	293	48.8
Moore, Tracy	6	0	167	0	0	0	167	27.8
Bowling, Bo	6	0	86	19	15	0	120	20.0
Anyiam, Hubert	6	0	116	0	0	0	116	19.3
McGee, Andrew	5	0	0	0	0	90	90	18.0
Chelf, Colton	6	0	86	0	0	0	86	14.3
Smith, Jeremy	6	76	0	0	0	0	76	12.7
Anderson, I.	5	0	74	0	0	0	74	14.8
Harrison, M.	4	0	71	0	0	0	71	17.8
Moore, Charlie	6	0	48	0	0	0	48	8.0
Johnson, Victor	5	0	0	0	39	0	39	7.8
Thomas, Johnny	6	0	0	0	31	0	31	5.2
Lewis, Shaun	6	0	0	0	0	28	28	4.7
Brown, Brodrick	6	0	0	0	0	22	22	3.7
Chinasa, Ugo	6	0	0	0	0	22	22	3.7
Dinkins, Chris	6	0	18	0	0	0	18	3.0
Thomas, James	6	0	0	17	0	0	17	2.8
May, Andrae	6	0	0	0	0	6	6	1.0
Horton, Justin	6	0	6	0	0	0	6	1.0
Hill, Anthony	4	0	6	0	0	0	6	1.5
Paulsen, David	6	0	0	0	3	0	3	0.5
Ward, Bryant	6	0	1	0	0	0	1	0.2
Youman, Wilson	5	0	1	0	0	0	1	0.2
Chelf, Clint	2	-16	0	0	0	0	-16	-8.0
TEAM	6	-28	0	0	0	0	-28	-4.7
Weeden, Brandon	6	-72	0	0	0	0	-72	-12.0
Total.....	6	1046	2166	168	514	168	4062	677.0
Opponents.....	6	747	1680	72	612	116	3227	537.8

FIELD GOALS

	FGM-FGA	Pct	01-19	20-29	30-39	40-49	50-99	Lg	Blk
Bailey, Dan	13-13	100.0	0-0	4-4	3-3	4-4	2-2	52	0

FIELD GOAL SEQUENCE

	Oklahoma State	OPPONENTS
Washington State	(40)	(56)
Troy	(29),(22)	(36),(41),(27)
Tulsa	(49),(34),(27)	-
Texas A&M	(40)	-
Louisiana	(52),(25),(52),(47)	-
Texas Tech	(35),(32)	(27)

Numbers in (parentheses) indicate field goal was made.

PUNTING

	No.	Yds	Avg	Long	TB	FC	I20	Blkd
Sharp, Quinn	24	1095	45.6	67	3	8	3	0
Total.....	24	1095	45.6	67	3	8	3	0
Opponents.....	39	1574	40.4	74	2	5	5	1

KICKOFFS

	No.	Yds	Avg	TB	OB	Retn	Net	YdLn
Sharp, Quinn	53	3671	69.3	35	0			
Total.....	53	3671	69.3	35	0	612	44.5	25
Opponents.....	31	1824	58.8	3	1	514	40.3	29



2010 STATISTICS

OVERALL: 6-0 | BIG 12 CONFERENCE: 2-0
HOME: 4-0 | ROAD: 2-0 | NEUTRAL SITES: 0-0

DEFENSIVE STATS

	GP	-----Tackles-----			TFL/Yds	-Sacks-	---Pass Def---			-Fumbles-		Blkd	
		Solo	Ast	Total			No-Yards	Int-Yds	BrUp	QBH	Rcv-Yds	FF	Kick
41 Lemon, Orië	6	52	10	62	5.0-19	1.5-6	.	1	.	2-0	.	.	.
19 Brown, Brodrick	6	31	1	32	.	.	1-22
22 Thomas, James	6	25	4	29	1.0-10	1.0-10	.	3	2	1-63	1	1	.
12 Thomas, Johnny	6	22	3	25	.	.	.	1	.	.	1	.	.
10 Martin, M.	6	21	3	24	1.0-5	.	1-0	4	1
42 Gent, Justin	5	19	4	23	1.0-3	1.0-3	.	.	2	.	1	.	.
6 McGee, Andrew	5	13	5	18	1.0-2	.	3-90	1	.	1-0	1	.	.
91 Chinasa, Ugo	6	13	3	16	3.0-16	2.0-15	1-22	1	1	1-0	1	.	.
99 Jones, Richetti	6	15	.	15	4.0-12	2.0-8	.	1	2
11 Lewis, Shaun	6	14	.	14	2.0-2	.	1-28	.	.	1-0	.	.	.
18 Hedgepeth, D.	6	11	2	13	.	.	.	2	.	.	1	.	.
50 Blatnick, Jamie	5	8	3	11	3.0-19	3.0-19	.	1	1	1-0	1	.	.
95 Donaldson, C.	6	11	.	11	2.0-10	1.0-8	.	2	1
89 Nicholas, Nigel	6	9	1	10	3.0-22	2.0-19	.	2	1
59 Moala, Tolu	4	9	1	10	1
4 Gilbert, Justin	6	8	1	9
92 Hart, Darius	6	7	.	7	1.0-1	.	.	.	1	1-0	.	.	.
3 Johnson, Victor	5	6	.	6	2.0-3	1-0	.	.	.
28 Imade, Deion	6	4	2	6
2 Cooper, L.	4	5	1	6
40 Johnson, Tyler	5	6	.	6
94 Rogers, Anthony	5	5	.	5	2.0-5	1.0-4	.	1	.	.	1	.	.
23 Craig, Zack	6	5	.	5
80 Bassett, Cooper	6	3	1	4	1.0-2	1.0-2	.	1
46 Jarka, Shane	3	3	1	4	1.0-3
39 Hale, Kyle	6	4	.	4
33 Furr, LeRon	3	4	.	4
16 May, Andrae	6	3	.	3	.	.	1-6	1
20 Stephens, Larry	6	2	1	3	1-0	.	.	.
5 Dinkins, Chris	6	2	.	2
93 Hudson, Andrew	1	2	.	2
6J Cooley, Daniel	2	2	.	2
98 Collins, D.	6	1	1	2
47 Garrett, Will	2	2	.	2
24 Hunter, Kendall	6	1	.	1
29 Mitchell, Joe	6	1	.	1
31 Smith, Jeremy	6	1	.	1
70 Rush, Jonathan	6	1	.	1
37 Ward, Bryant	6	1	.	1
84 Anyiam, Hubert	6	1	.	1
45 Lavey, Caleb	3	1	.	1
81 Blackmon, J.	6	.	1	1
5G Koenig, Daniel	1	1	.	1
9C Hoog, Patrick	4	1	.	1
86 Youman, Wilson	5	1	.	1
4J Rockwell, Nick	3	1	.	1
58 King, Jarid	1	1	.	1	1.0-1
73 Adcock, Levy	6	1	.	1
Total.....	6	360	49	409	34-135	16-99	8-168	22	13	10-63	8	1	.
Opponents.....	6	360	60	420	28.0-152	8-89	9-116	21	3	4-0	6	.	.



2010 STATISTICS

OVERALL: 6-0 | BIG 12 CONFERENCE: 2-0
HOME: 4-0 | ROAD: 2-0 | NEUTRAL SITES: 0-0

GAME-BY-GAME PASSING

#3 Weeden, Brandon	Att	Comp	Int	Pct	Yards	TD	Long	Sack	Yds	Effic
Washington State	30	22	0	73.3	218	3	42	1	10	167.4
Troy	39	29	2	74.4	348	2	45	2	20	156.0
Tulsa	32	23	0	71.9	409	6	81	0	0	241.1
Texas A&M	42	28	2	66.7	284	2	38	1	22	129.7
Louisiana	47	29	2	61.7	351	5	43	1	9	151.0
Texas Tech	35	24	2	68.6	356	1	62	1	9	152.0
TOTALS	225	155	8	68.9	1966	19	81	6	70	163.0

#10 Chelf, Clint	Att	Comp	Int	Pct	Yards	TD	Long	Sack	Yds	Effic
Washington State	5	4	0	80.0	29	0	10	1	7	128.7
Tulsa	11	8	1	72.7	165	2	42	1	12	240.5
TOTALS	16	12	1	75.0	194	2	42	2	19	205.6

#8 Deaton, Johnny	Att	Comp	Int	Pct	Yards	TD	Long	Sack	Yds	Effic
Washington State	2	1	0	50.0	6	0	6	0	0	75.2
TOTALS	2	1	0	50.0	6	0	6	0	0	75.2

GAME-BY-GAME RUSHING

RUSHING	No-Yds/TD	WSU	TROY	TULSA	TAMU	UL	TTU
Hunter, Kendall RB	135-830/10	21-257/4	28-157/2	11-59/0	22-101/2	28-126/1	25-130/1
Randle, Joseph RB	45-224/1	11-35/0	1-8/0	12-72/0	1-5/0	3-9/0	17-95/1
Smith, Jeremy RB	20-76/2	9-18/1	-	6-32/0	-	2-19/0	3-7/1
Cooper, Josh LS	2-24/0	-	1-16/0	-	-	-	1-8/0
Blackmon, J. WR	3-8/0	-	2-23/0	-	1--15/0	-	-
Chelf, Clint QB	3--16/0	1--7/0	DNP	2--9/0	DNP	DNP	DNP
TEAM	9--28/0	1--2/0	2--10/0	2--4/0	1--2/0	2--4/0	1--6/0
Weeden, Brandon QB	8--72/0	1--10/0	3--20/0	1--2/0	1--22/0	1--9/0	1--9/0

GAME-BY-GAME RECEIVING

RECEIVING	No-Yds/TD	WSU	TROY	TULSA	TAMU	UL	TTU
Blackmon, J. WR	57-955/12	8-125/3	10-132/2	6-174/3	10-127/1	13-190/2	10-207/1
Cooper, Josh LS	27-297/1	5-31/0	8-114/0	4-83/1	4-26/0	1-5/0	5-38/0
Randle, Joseph RB	14-190/1	1-7/0	-	3-49/0	3-47/1	4-43/0	3-44/0
Moore, Tracy LS	13-167/0	3-22/0	3-33/0	2-28/0	2-18/0	1-11/0	2-55/0
Anyiam, Hubert WR	8-116/3	-	1-3/0	3-62/2	1-10/0	3-41/1	-
Chelf, Colton WR	6-86/0	1-7/0	2-51/0	1-17/0	1-8/0	-	1-3/0
Bowling, Bo WR	10-86/0	3-30/0	-	2-4/0	4-46/0	-	1-6/0
Anderson, I. WR	4-74/0	1-23/0	-	1-42/0	-	2-9/0	DNP
Harrison, M. LS	6-71/2	DNP	-	2-20/1	-	4-51/1	DNP
Moore, Charlie WR	3-48/1	1-6/0	-	2-42/1	-	-	-
Hunter, Kendall RB	14-44/0	3--4/0	5-15/0	3-29/0	1-1/0	-	2-3/0
Dinkins, Chris WR	1-18/0	-	-	1-18/0	-	-	-
Horton, Justin LS	1-6/0	1-6/0	-	-	-	-	-
Hill, Anthony WR	1-6/0	-	-	1-6/0	DNP	DNP	-
Ward, Bryant FB	2-1/0	-	-	-	2-1/0	-	-
Youman, Wilson	1-1/1	-	-	-	-	1-1/1	DNP



2010 STATISTICS

OVERALL: 6-0 | BIG 12 CONFERENCE: 2-0
HOME: 4-0 | ROAD: 2-0 | NEUTRAL SITES: 0-0

GAME-BY-GAME TACKLES

TOTAL TACKLES	UA-A	TOT	WSU	TROY	TULSA	TAMU	UL	TTU
Lemon, Orié LB	52-10	62	4-1	11-2	4-0	14-0	5-4	14-3
Brown, Brodrick CB	31-1	32	3-0	7-0	4-0	11-1	2-0	4-0
Thomas, James LB	25-4	29	1-0	3-1	6-0	7-1	4-1	4-1
Thomas, Johnny S	22-3	25	1-0	5-0	2-0	5-0	1-2	8-1
Martin, M. S	21-3	24	1-2	5-0	4-0	8-0	1-1	2-0
Gent, Justin LB	19-4	23	7-0	4-1	2-1	-	DNP	6-2
McGee, Andrew CB	13-5	18	3-0	DNP	-	5-0	4-2	1-3
Chinasa, Ugo DE	13-3	16	2-0	2-0	2-1	5-1	0-1	2-0
Jones, Richetti DE	15-0	15	5-0	5-0	1-0	-	1-0	3-0
Lewis, Shaun LB	14-0	14	5-0	-	5-0	1-0	1-0	2-0
Hedgepeth, D. CB	11-2	13	3-0	2-0	-	3-0	2-2	1-0
Donaldson, C. DT	11-0	11	-	2-0	-	2-0	2-0	5-0
Blatnick, Jamie DE	8-3	11	DNP	1-0	2-0	1-0	2-3	2-0
Moala, Tolu LB	9-1	10	DNP	DNP	-	7-1	-	2-0
Nicholas, Nigel DT	9-1	10	1-0	1-0	1-0	-	5-1	1-0
Gilbert, Justin DB	8-1	9	4-0	-	2-0	-	2-1	-
Hart, Darius DE	7-0	7	1-0	2-0	-	2-0	2-0	-
Johnson, Victor S	6-0	6	1-0	3-0	2-0	-	-	DNP
Johnson, Tyler LB	6-0	6	-	-	5-0	-	1-0	DNP
Cooper, L. S	5-1	6	DNP	DNP	3-0	-	2-0	0-1
Imade, Deion S	4-2	6	1-0	-	2-0	-	1-1	0-1
Rogers, Anthony DT	5-0	5	3-0	1-0	1-0	-	-	DNP
Craig, Zack DB	5-0	5	-	1-0	4-0	-	-	-
Furr, LeRon LB	4-0	4	-	-	4-0	DNP	DNP	DNP
Hale, Kyle S	4-0	4	-	1-0	-	3-0	-	-
Bassett, Cooper DT	3-1	4	-	-	1-0	1-1	1-0	-
Jarka, Shane DT	3-1	4	1-1	DNP	DNP	1-0	DNP	1-0
Stephens, Larry DB	2-1	3	-	-	1-0	-	1-1	-
May, Andrae CB	3-0	3	1-0	-	1-0	-	1-0	-
Garrett, Will DE	2-0	2	2-0	DNP	-	DNP	DNP	DNP
Cooley, Daniel DL	2-0	2	1-0	DNP	1-0	DNP	DNP	DNP
Dinkins, Chris	2-0	2	-	-	-	-	1-0	1-0
Collins, D. DE	1-1	2	0-1	-	-	1-0	-	-
Hudson, Andrew DE	2-0	2	DNP	DNP	DNP	DNP	2-0	DNP
Smith, Jeremy	1-0	1	-	-	-	-	-	1-0
Lavey, Caleb LB	1-0	1	DNP	DNP	DNP	-	1-0	-
Ward, Bryant	1-0	1	-	-	-	-	-	1-0
Hoog, Patrick	1-0	1	DNP	DNP	-	-	1-0	-
Mitchell, Joe LB	1-0	1	-	-	-	-	1-0	-
Koenig, Daniel	1-0	1	DNP	DNP	1-0	DNP	DNP	DNP
Hunter, Kendall	1-0	1	-	-	-	-	-	1-0
Rockwell, Nick	1-0	1	-	DNP	-	1-0	DNP	DNP
Youman, Wilson DE	1-0	1	-	-	1-0	-	-	DNP
Anyiam, Hubert	1-0	1	-	1-0	-	-	-	-
King, Jarid DT	1-0	1	1-0	DNP	DNP	DNP	DNP	DNP
Blackmon, J.	0-1	1	-	-	-	0-1	-	-
Adcock, Levy	1-0	1	-	-	-	1-0	-	-
Rush, Jonathan	1-0	1	-	-	-	1-0	-	-



2010 STATISTICS

OVERALL: 6-0 | BIG 12 CONFERENCE: 2-0
HOME: 4-0 | ROAD: 2-0 | NEUTRAL SITES: 0-0

INDIVIDUAL GAME-BY-GAME SACKS

SACKS	UA-A	TOT	WSU	TROY	TULSA	TAMU	UL	TTU
Blatnick, Jamie DE	3-0	3.0	DNP	1.0-3	-	1.0-10	-	1.0-6
Nicholas, Nigel DT	2-0	2.0	-	-	-	-	2.0-19	-
Chinasa, Ugo DE	2-0	2.0	-	-	-	2.0-15	-	-
Jones, Richetti DE	2-0	2.0	2.0-8	-	-	-	-	-
Lemon, Orié LB	1-1	1.5	0.5-0	-	-	1.0-6	-	-
Gent, Justin LB	1-0	1.0	-	1.0-3	-	-	DNP	-
Rogers, Anthony DT	1-0	1.0	1.0-4	-	-	-	-	DNP
Donaldson, C. DT	1-0	1.0	-	-	-	-	-	1.0-8
Bassett, Cooper DT	1-0	1.0	-	-	1.0-2	-	-	-
Thomas, James LB	1-0	1.0	-	-	-	-	1.0-10	-

INDIVIDUAL GAME-BY-GAME TACKLES FOR LOSS

TACKLES FOR LOSS	UA-A	TOT	WSU	TROY	TULSA	TAMU	UL	TTU
Lemon, Orié LB	5-0	5.0	1.0-3	-	-	3.0-13	-	1.0-3
Jones, Richetti DE	4-0	4.0	3.0-11	1.0-1	-	-	-	-
Blatnick, Jamie DE	3-0	3.0	DNP	1.0-3	-	1.0-10	-	1.0-6
Chinasa, Ugo DE	3-0	3.0	-	-	-	3.0-16	-	-
Nicholas, Nigel DT	3-0	3.0	-	1.0-3	-	-	2.0-19	-
Johnson, Victor S	2-0	2.0	-	1.0-2	1.0-1	-	-	DNP
Lewis, Shaun LB	2-0	2.0	1.0-1	-	1.0-1	-	-	-
Rogers, Anthony DT	2-0	2.0	1.0-4	1.0-1	-	-	-	DNP
Donaldson, C. DT	2-0	2.0	-	-	-	-	1.0-2	1.0-8
McGee, Andrew CB	1-0	1.0	-	DNP	-	-	1.0-2	-
Thomas, James LB	1-0	1.0	-	-	-	-	1.0-10	-
Hart, Darius DE	1-0	1.0	-	1.0-1	-	-	-	-
King, Jarid DT	1-0	1.0	1.0-1	DNP	DNP	DNP	DNP	DNP
Martin, M. S	1-0	1.0	-	-	1.0-5	-	-	-
Bassett, Cooper DT	1-0	1.0	-	-	1.0-2	-	-	-
Jarka, Shane DT	1-0	1.0	-	DNP	DNP	1.0-3	DNP	-
Gent, Justin LB	1-0	1.0	-	1.0-3	-	-	DNP	-



2010 STATISTICS

OVERALL: 6-0 | BIG 12 CONFERENCE: 2-0
HOME: 4-0 | ROAD: 2-0 | NEUTRAL SITES: 0-0

GAME-BY-GAME PUNT RETURNS

PUNT RETURNS	No-Yds	WSU	TROY	TULSA	TAMU	UL	TTU
Cooper, Josh	3-71	2-5	1-66	-	-	-	-
Gilbert, Justin	8-55	2--10	1-50	3-15	2-0	-	-
Bowling, Bo	2-19	-	-	-	-	1-23	1--4
Thomas, James	1-17	1-17	-	-	-	-	-
Randle, Joseph	1--1	-	-	-	-	1--1	-

GAME-BY-GAME KICK RETURNS

KICK RETURNS	No-Yds	WSU	TROY	TULSA	TAMU	UL	TTU
Gilbert, Justin	10-238	1-18	-	3-57	3-83	2-66	1-14
Randle, Joseph	5-106	-	2-27	-	1-22	2-57	-
Hunter, Kendall	4-82	1-23	2-40	1-19	-	-	-
Johnson, Victor	2-39	-	-	-	2-39	-	DNP
Thomas, Johnny	2-31	1-15	-	-	-	-	1-16
Bowling, Bo	1-15	-	-	-	-	-	1-15
Paulsen, David	1-3	-	1-3	-	-	-	-

GAME-BY-GAME INTERCEPTION RETURNS

INT. RETURNS	No-Yds	WSU	TROY	TULSA	TAMU	UL	TTU
McGee, Andrew	3-90	-	DNP	1-79	1-0	1-11	-
May, Andrae	1-6	-	-	1-6	-	-	-
Martin, M.	1-0	-	-	-	1-0	-	-
Chinasa, Ugo	1-22	-	-	-	1-22	-	-
Brown, Brodrick	1-22	-	-	1-22	-	-	-
Lewis, Shaun	1-28	-	-	-	1-28	-	-

GAME-BY-GAME FUMBLE RETURNS

FUMBLE RETURNS	No-Yds	WSU	TROY	TULSA	TAMU	UL	TTU
Thomas, James	1-63	-	-	-	1-63	-	-

GAME-BY-GAME TEAM COMPARISON

Opponent	Score	First Downs				Rushing		Passing		Total Offense		Return Yards	Turn-Overs
		Total	Rush	Pass	Pen	Number-Yards	Comp-Att-Int	Yards	Plays-Yards				
WASHINGTON STATE	65-17	27/12	14/6	11/6	2/0	44-291/41-112	27-37-0/14-30-0	253/212	81-544/71-324	75/34	0/2		
TROY	41-38	24/22	10/7	13/12	1/3	37-174/36-101	29-39-2/29-40-0	348/270	76-522/76-371	186/198	5/4		
TULSA	65-28	29/23	6/11	22/12	1/0	34-148/44-199	31-43-1/23-35-3	574/229	77-722/79-428	198/140	1/3		
TEXAS A&M	38-35	21/29	6/9	13/20	2/0	26-67/44-126	28-42-2/40-62-4	284/409	68-351/106-535	257/82	3/5		
Louisiana	54-28	27/23	8/7	18/15	1/1	36-141/25-34	29-47-2/36-62-1	351/334	83-492/87-368	156/238	2/2		
Texas Tech	34-17	30/20	13/11	15/9	2/0	48-225/38-175	24-35-2/28-43-0	356/226	83-581/81-401	41/108	2/2		
Totals	297-163	158/129	57/51	92/74	9/4	225-1046/228-747	168-243-9/170-272-8	2166/1680	468-3212/500-2427	913/800	13/18		

Note: Game totals are displayed in the format TEAM/OPPONENT for each category

Opponent	3rd Down		4th Down		Time of Possession		TOP Margin		Avg			Punting		Penalties	
	Conversions	Attempts	Conversions	Attempts	Team	Opponent	Yds/Rush	Yds/Pass	Yds/Play	Number	Avg	Number	Yards	Number	Yards
WASHINGTON STATE	4-14	5-18	1-1	0-2	29:21	30:39	-1:18	6.6/2.7	6.8/7.1	6.7/4.6	7-45	7/10	39.4	4-40	4-40
TROY	5-11	7-17	0-0	0-0	27:50	32:10	-4:20	4.7/2.8	8.9/6.8	6.9/4.9	4-48	8/6	41.7	12-139	9-67
TULSA	7-12	9-17	1-1	1-1	27:24	32:36	-5:12	4.4/4.5	13.3/6.5	9.4/5.4	1-48	0/6	46.7	7-55	5-45
TEXAS A&M	5-13	11-21	0-1	4-5	21:28	38:32	-17:04	2.6/2.9	6.8/6.6	5.2/5.0	6-46	3/4	41.8	8-55	8-65
Louisiana	9-15	8-19	0-0	2-4	27:12	32:48	-5:36	3.9/1.4	7.5/5.4	5.9/4.2	2-37	0/6	36.7	4-39	6-24
Texas Tech	6-15	6-18	0-2	1-3	34:32	25:28	9:04	4.7/4.6	10.2/5.3	7.0/5.0	4-45	0/7	37.6	5-53	5-51
Totals	36-80	46-110	2-5	8-15	167:47	192:13	-24:26	4.6/3.3	8.9/6.2	6.9/4.9	24-45	6/39	40.4	381/292	

Note: Game totals are displayed in the format TEAM/OPPONENT for each category



2010 STATISTICS

OVERALL: 6-0 | BIG 12 CONFERENCE: 2-0
HOME: 4-0 | ROAD: 2-0 | NEUTRAL SITES: 0-0

INDIVIDUAL GAME HIGHS

Rushes	28	Hunter, Kendall vs Troy (Sep 11, 2010) Hunter, Kendall at Louisiana (Oct 08, 2010)
Yards Rushing	257	Hunter, Kendall vs Washington State (Sept 4, 2010)
TD Rushes	4	Hunter, Kendall vs Washington State (Sept 4, 2010)
Long Rush	66	Hunter, Kendall vs Washington State (Sept 4, 2010)
Pass attempts	47	Weeden, Brandon at Louisiana (Oct 08, 2010)
Pass completions	29	Weeden, Brandon vs Troy (Sep 11, 2010) Weeden, Brandon at Louisiana (Oct 08, 2010)
Yards Passing	409	Weeden, Brandon vs Tulsa (Sep 18, 2010)
TD Passes	6	Weeden, Brandon vs Tulsa (Sep 18, 2010)
Long Pass	81	Weeden, Brandon vs Tulsa (Sep 18, 2010)
Receptions	13	Blackmon, J. at Louisiana (Oct 08, 2010)
Yards Receiving	207	Blackmon, J. at Texas Tech (Oct 16, 2010)
TD Receptions	3	Blackmon, J. vs Washington State (Sept 4, 2010) Blackmon, J. vs Tulsa (Sep 18, 2010)
Long Reception	81	Blackmon, J. vs Tulsa (Sep 18, 2010)
Field Goals	4	Bailey, Dan at Louisiana (Oct 08, 2010)
Long Field Goal	52	Bailey, Dan at Louisiana (Oct 08, 2010)
Punts	7	Sharp, Quinn vs Washington State (Sept 4, 2010)
Punting Avg	48.8	Sharp, Quinn vs Troy (Sep 11, 2010)
Long Punt	67	Sharp, Quinn vs Troy (Sep 11, 2010)
Long Punt Return	66	Cooper, Josh vs Troy (Sep 11, 2010)
Long Kickoff Return	45	Gilbert, Justin vs Texas A&M (Sep 30, 2010)
Tackles	17	Lemon, Orie at Texas Tech (Oct 16, 2010)
Sacks	2.0	Jones, Richetti vs Washington State (Sept 4, 2010) Chinasa, Ugo vs Texas A&M (Sep 30, 2010) Nicholas, Nigel at Louisiana (Oct 08, 2010)
Tackles For Loss	3.0	Jones, Richetti vs Washington State (Sept 4, 2010) Lemon, Orie vs Texas A&M (Sep 30, 2010) Chinasa, Ugo vs Texas A&M (Sep 30, 2010)
Interceptions	1	McGee, Andrew vs Tulsa (Sep 18, 2010) May, Andrae vs Tulsa (Sep 18, 2010) Brown, Brodrick vs Tulsa (Sep 18, 2010) McGee, Andrew vs Texas A&M (Sep 30, 2010) Martin, M. vs Texas A&M (Sep 30, 2010) Lewis, Shaun vs Texas A&M (Sep 30, 2010) Chinasa, Ugo vs Texas A&M (Sep 30, 2010) McGee, Andrew at Louisiana (Oct 08, 2010)

TEAM GAME HIGHS

Rushes	48	at Texas Tech (Oct 16, 2010)
Yards Rushing	291	vs Washington State (Sept 4, 2010)
Yards Per Rush	6.6	vs Washington State (Sept 4, 2010)
TD Rushes	5	vs Washington State (Sept 4, 2010)
Pass attempts	47	at Louisiana (Oct 08, 2010)
Pass completions	31	vs Tulsa (Sep 18, 2010)
Yards Passing	574	vs Tulsa (Sep 18, 2010)
Yards Per Pass	13.3	vs Tulsa (Sep 18, 2010)
TD Passes	8	vs Tulsa (Sep 18, 2010)
Total Plays	83	at Louisiana (Oct 08, 2010) at Texas Tech (Oct 16, 2010)
Total Offense	722	vs Tulsa (Sep 18, 2010)
Yards Per Play	9.4	vs Tulsa (Sep 18, 2010)
Points	65	vs Washington State (Sept 4, 2010) vs Tulsa (Sep 18, 2010)
Sacks By	4	vs Texas A&M (Sep 30, 2010)
First Downs	30	at Texas Tech (Oct 16, 2010)
Penalties	12	vs Troy (Sep 11, 2010)
Penalty Yards	139	vs Troy (Sep 11, 2010)
Turnovers	5	vs Troy (Sep 11, 2010)
Interceptions By	4	vs Texas A&M (Sep 30, 2010)

OPPONENT INDIVIDUAL GAME HIGHS

Rushes	24	Michael, Chr., vs Texas A&M (Sep 30, 2010)
Yards Rushing	99	Stephens, Eric, at Texas Tech (Oct 16, 2010)
TD Rushes	1	Five times, last - Batch, Baron, at Texas Tech (Oct 16, 2010)
Long Rush	26	Johnson, D., vs Tulsa (Sep 18, 2010)
Pass attempts	62	Johnson, Jerrod, vs Texas A&M (Sep 30, 2010)
Pass completions	40	Johnson, Jerrod, vs Texas A&M (Sep 30, 2010)
Yards Passing	409	Johnson, Jerrod, vs Texas A&M (Sep 30, 2010)
TD Passes	5	Johnson, Jerrod, vs Texas A&M (Sep 30, 2010)
Long Pass	48	Tuel, Jeff, vs Washington State (Sept 4, 2010)
Receptions	10	Jernigan, Jerrel, vs Troy (Sep 11, 2010)
Yards Receiving	108	Wilson, Marq., vs Washington State (Sept 4, 2010)
TD Receptions	2	Fuller, Jeff, vs Texas A&M (Sep 30, 2010)
Long Reception	48	Wilson, Marq., vs Washington State (Sept 4, 2010)
Field Goals	3	Taylor, Michael, vs Troy (Sep 11, 2010)
Long Field Goal	56	Grasu, Nico, vs Washington State (Sept 4, 2010)
Punts	9	Forrest, Reid, vs Washington State (Sept 4, 2010)
Punting Avg	51.2	Such, Michael, vs Tulsa (Sep 18, 2010)
Long Punt	74	Such, Michael, vs Tulsa (Sep 18, 2010)
Long Punt Return	20	McNeal, Kenric, vs Texas A&M (Sep 30, 2010)
Long Kickoff Return	100	Jernigan, Jerrel, vs Troy (Sep 11, 2010)
Tackles	14	Bird, Bront, at Texas Tech (Oct 16, 2010)
Sacks	1.0	Hoffman-Ellis, A, vs Washington State (Sept 4, 2010) Long, Travis, vs Washington State (Sept 4, 2010) Addison, Mario, vs Troy (Sep 11, 2010) Massaquoi, J., vs Troy (Sep 11, 2010) Walker, Tyrunn, vs Tulsa (Sep 18, 2010) Frederick, T., vs Texas A&M (Sep 30, 2010) Tucker, Christo, at Louisiana (Oct 08, 2010) Fehoko, Sam, at Texas Tech (Oct 16, 2010)
Tackles For Loss	2.0	Addison, Mario, vs Troy (Sep 11, 2010) Massaquoi, J., vs Troy (Sep 11, 2010)
Interceptions	1	Willis, Bryan, vs Troy (Sep 11, 2010) Golden, Donnell, vs Troy (Sep 11, 2010) Nelson, Marco, vs Tulsa (Sep 18, 2010) Harris, Dustin, vs Texas A&M (Sep 30, 2010) Hodges, Michael, vs Texas A&M (Sep 30, 2010) Stokes, Lionel, at Louisiana (Oct 08, 2010) Gibson, Le'Marc, at Louisiana (Oct 08, 2010) Johnson, D.J., at Texas Tech (Oct 16, 2010) Bird, Bront, at Texas Tech (Oct 16, 2010)

OPPONENT TEAM GAME HIGHS

Rushes	44	vs Tulsa (Sep 18, 2010) vs Texas A&M (Sep 30, 2010)
Yards Rushing	199	vs Tulsa (Sep 18, 2010)
Yards Per Rush	4.6	at Texas Tech (Oct 16, 2010)
TD Rushes	2	vs Tulsa (Sep 18, 2010)
Pass attempts	62	vs Texas A&M (Sep 30, 2010) at Louisiana (Oct 08, 2010)
Pass completions	40	vs Texas A&M (Sep 30, 2010)
Yards Passing	409	vs Texas A&M (Sep 30, 2010)
Yards Per Pass	7.1	vs Washington State (Sept 4, 2010)
TD Passes	5	vs Texas A&M (Sep 30, 2010)
Total Plays	106	vs Texas A&M (Sep 30, 2010)
Total Offense	535	vs Texas A&M (Sep 30, 2010)
Yards Per Play	5.4	vs Tulsa (Sep 18, 2010)
Points	38	vs Troy (Sep 11, 2010)
Sacks By	2	vs Washington State (Sept 4, 2010) vs Troy (Sep 11, 2010)
First Downs	29	vs Texas A&M (Sep 30, 2010)
Penalties	9	vs Troy (Sep 11, 2010)
Penalty Yards	67	vs Troy (Sep 11, 2010)
Turnovers	5	vs Texas A&M (Sep 30, 2010)
Interceptions By	2	vs Troy (Sep 11, 2010) vs Texas A&M (Sep 30, 2010) at Louisiana (Oct 08, 2010) at Texas Tech (Oct 16, 2010)