

# NEBRASKA

## 2019 FOOTBALL GAME NOTES



### NEBRASKA (5-6, 3-5) vs. #19 IOWA (8-3, 5-3)

FRIDAY, NOV. 29, 2019 • 1:30 P.M. CT • LINCOLN, NEB.  
MEMORIAL STADIUM • CAPACITY: 85,458 • SURFACE: FIELDTURF



Nebraska completes its 2019 regular season on Friday afternoon with its traditional Thanksgiving Friday matchup with Big Ten West rival Iowa. Game time from Memorial Stadium is set for 1:30 p.m. CT with television coverage provided by BTN. The game can be heard on the Husker Sports Network from Learfield-IMG.

Nebraska will enter the game with a 5-6 record, following a 54-7 victory over Maryland on Saturday in College Park. The 47-point margin of victory was Nebraska's largest against a Big Ten opponent in its nine seasons in the conference. The Husker offense continued to find a late-season stride, rolling up more than 500 yards, including more than 200 yards both rushing and passing for the third time in four games.

Nebraska needs a victory in the Heroes Game matchup in order to become bowl eligible for the first time since the 2016 season. The Huskers will also be looking for their first win over Iowa since a victory in Iowa City in 2014.

Iowa will come to Lincoln with an 8-3 overall record and a 5-3 record in Big Ten Conference play. The Hawkeyes are ranked 19th in the Associated Press Poll and No. 20 in the USA Today Coaches Poll. Iowa has won its past two games heading into the regular-season finale, including a 19-10 victory over Illinois on Saturday in Iowa City. The Hawkeyes boast one of the nation's top defenses, allowing just 306.1 yards and 12.2 points per game. Iowa has not allowed an opponent to score more than 24 points and has limited five teams to 10 points or fewer.

### THIS WEEK'S NUMBERS

3

Junior receiver JD Spielman owns three of the top 10 receiving yardage seasons in school history, including his 864 yards this season which ranks seventh on the season chart. Spielman is the only receiver in school history with three 800-yard receiving seasons.

22

Nebraska will honor 22 players before the start of Friday's game in Senior Day activities at Memorial Stadium. The group includes seven players who have made 15 or more career starts.

30

Nebraska has played on the Friday after Thanksgiving for 30 consecutive seasons. In each of the past nine years the matchup has been against Iowa. NU played Oklahoma on Black Friday from 1990 to 1995, and Colorado from 1996 to 2010.

### 2019 NEBRASKA FOOTBALL SCHEDULE

Aug. 31	South Alabama	W, 35-21	ESPN	Nebraska scores 3 non-offensive TDs
Sept. 7	@ Colorado	L, 34-31 (ot)	FOX	Huskers fall as CU overcomes 17-point deficit
Sept. 14	Northern Illinois	W, 44-8	FS1	Huskers top 200 both rushing and passing
Sept. 21	@ Illinois*	W, 42-38	BTN	Nebraska rolls up 300 both rushing and passing
Sept. 28	#5 Ohio State*	L, 48-7	ABC	NU drops Big Ten home opener vs. No. 5 OSU
Oct. 5	Northwestern*	W, 13-10	FOX	Huskers win on walk-off field goal
Oct. 12	@ Minnesota*	L, 34-7	FS1	Nebraska drops second straight at Minnesota
Oct. 26	Indiana*	L, 38-31	BTN	NU falls short despite 514 total offense
Nov. 2	@ Purdue*	L, 31-27	FOX	Boilermakers score late TD to steal win
Nov. 16	#15 Wisconsin*	L, 37-21	BTN	Mills' career rushing high in Husker loss
Nov. 23	@ Maryland*	W, 54-7	BTN	Largest victory margin in Big Ten game
Nov. 29	Iowa*	1:30 p.m.	BTN	NU's 30th straight Black Friday game

All times Central; Home games in **bold**; \*Big Ten Conference game

### NEBRASKA

- **2019 Record:** 5-6, 3-5
- **Last Game:** Maryland (W, 54-7)
- **Streak:** Won 1
- **AP Rank:** Not Ranked
- **Coaches Rank:** Not Ranked
- **Head Coach:** Scott Frost
- **Nebraska Record:** 9-14 (2nd year)
- **Career Record:** 28-21 (4th year)
- **Record vs. Iowa:** 0-1

### IOWA

- **2019 Record:** 8-3, 5-3
- **Last Game:** Illinois (W, 19-10)
- **Streak:** Won 2
- **AP Rank:** 19
- **Coaches Rank:** 20
- **Head Coach:** Kirk Ferentz
- **Iowa Record:** 160-104 (21st season)
- **Career Record:** 172-125 (24th season)
- **Record vs. Nebraska:** 5-5

### SERIES HISTORY

- **All-Time Series:** Nebraska leads, 29-17-3
- **In Lincoln:** Nebraska leads, 14-5-1
- **Last Meeting:** Iowa, 31-28  
11/23/18 in Iowa City
- **Win Streak:** Iowa, 4 games

### TV INFORMATION



- **Play-by-Play:** Kevin Kugler
- **Analyst:** Matt Millen
- **Sidelines:** Lisa Byington
- **Fox Sports App**

### RADIO INFORMATION



- **Play-by-Play:** Greg Sharpe
- **Analysis:** Matt Davison
- **Sidelines:** Ben McLaughlin
- **XM Simulcast:** 195
- **Sirius Simulcast:** 135
- **Huskers.com & App**
- **TuneIn.com & App**

**NEBRASKA COMMUNICATIONS**

**CREDENTIAL REQUESTS**

Visit [www.huskers.com/media](http://www.huskers.com/media)

**FOOTBALL CONTACTS**

**Associate A.D./Comm.**..... Keith Mann  
 Phone ..... 402-472-0237  
 E-Mail ..... kmann@huskers.com  
**Sr. Assoc. Comm. Dir.**..... Shamus McKnight  
 Phone ..... 402-472-7772  
 E-Mail ..... smcknight@huskers.com  
**Associate Director**..... Matt Smith  
 Phone ..... 402-472-7780  
 E-Mail ..... msmith@huskers.com  
**Admin. Assoc. (Credentials) ... Vicki Capazo**  
 Phone ..... 402-472-2263  
 E-Mail ..... vcapazo@huskers.com

**MAILING ADDRESS**

One Memorial Stadium  
 P.O. Box 880123  
 Lincoln, NE 68588-0123  
 (402) 472-2263  
[sportsinfo@huskers.com](mailto:sportsinfo@huskers.com)

**Shipping Address:** 600 Stadium Drive

Huskers.com • @Huskers

**COACH & PLAYER AVAILABILITY**

**MONDAY**

**Nebraska Weekly Press Conference**

Selected players will be available in the West Stadium, Level 6 at Memorial Stadium at 11:30 a.m. CT. Live press conference video will be available for free at Huskers.com and a complete video and transcript will be made available to media in the afternoon. Coach Frost will follow the players and conclude the press conference beginning at 12:30 p.m. CT.

**TUESDAY**

Defensive assistant coaches and requested players will be available following practice.

**WEDNESDAY**

Offensive assistant coaches will be available after practice.

**THURSDAY**

Coach Frost will available after practice.

**FRIDAY**

No media availability.

**SATURDAY**

Coach Frost and requested players available in designated post-game areas.

**GENERAL MEDIA POLICIES**

All player and coach interviews must be arranged at least one day in advance through the Nebraska Communications Office. Contact Keith Mann, Shamus McKnight, Matt Smith or Erica Nett. All post-practice interviews will be conducted at the practice site. Interviews will not be conducted in the weight room, Student Life Complex, training room, hallways or the tunnel leading from the locker room to the field. The Nebraska locker room, training room and football office meeting rooms are **OFF LIMITS** to the media. When arriving for post-practice interviews, media should come to the Hawks Championship Center, or outside Memorial Stadium as instructed.

Student-athlete cell phone numbers will **NOT** be given to the media, and media should not contact or message student-athletes directly through social media platforms. **PRACTICES ARE CLOSED** to the media and to the general public during the season.

After all games, Nebraska's **LOCKER ROOM IS CLOSED**. Head Coach Scott Frost and requested players will be brought to the postgame interview room after a 10-minute cooling off period. At home, the postgame interview room is located in the strength complex of the Osborne Athletic Complex. Media are asked to wait to set up equipment until the conclusion of halftime. On the road, Coach Frost and requested players will be brought to the designated interview area. **NO INTERVIEWS** will be conducted on the field as the players are returning to the locker room.

**MEDIA MAY NOT PROVIDE LIVE COVERAGE OF ANY PRESS CONFERENCE ON ANY DIGITAL PLATFORM OR WEBSITE.**

**PHONE INTERVIEWS**

Media wishing to try to arrange a phone interview with Coach Frost may contact Keith Mann for availability. Please contact the Communications Office as far in advance as possible. Out-of-town media requesting phone interviews with players should contact Keith Mann or Shamus McKnight with those requests, preferably on Sundays, but no later than 10 a.m. CT on Monday of game week. Other than rare exceptions, these interviews will take place only during the Monday press conference window or following Tuesday or Wednesday practice.

**NEBRASKA FOOTBALL HEAD SHOTS**

Contact Nebraska Communications to request action photos and head shots.

**HUSKERS.COM & COLLEGE PRESS BOX.COM**

Huskers.com is the official site of Nebraska Athletics and includes updated stats, game notes, depth chart and extensive quotes and audio and video from Nebraska's Monday press conference. A PDF version of the 2019 Nebraska Media Guide is available on Huskers.com.

CollegePressBox.com is the official media website for Division I football. Access and download weekly game notes, quotes, statistics, media guides, headshots, logos and more for each conference and its member schools. Register for access at [collegepressbox.com/register](http://collegepressbox.com/register).

**GAME CREDENTIALS**

Media may request credentials for home games at [Huskers.com/media](http://Huskers.com/media). Follow the steps on the website to complete the application. You will receive an e-mail confirming your application and an approval/denial e-mail. Contact Vicki Capazo at (402) 472-2263 with questions. Photo ID will be required to access to the stadium on game day and the name on your photo ID and credential must match. Single-game credentials will not be mailed and must be picked up on game day at media will call. Single-game parking passes will be mailed to media.

**THE BANK OF THE WEST NEBRASKA FOOTBALL SHOW**

The Nebraska Football television show will air on several affiliates throughout the 2019 season. The stations and times are as follows:

- KOLN/KGIN—Lincoln (Sunday, 10:35 p.m.)
- KNPL—North Platte (Sunday, 10:35 p.m.)
- KETV—Omaha (Sunday, 10:30 p.m.)
- Fox Sports Midwest (Monday, 1 p.m.)

**LEARFIELD IMG COLLEGE HUSKER SPORTS NETWORK**

The Husker Sports Network continues its strong tradition of broadcasting excellence in 2019, as it brings NU football to fans across the nation and the world. A list of affiliates can be found in the box on the right, and all radio broadcasts are available live on Huskers.com, the Official Husker App, TuneIn.com, the TuneIn Radio App and SiriusXM Satellite Radio.

**2019 NEBRASKA STATIONS**

- Ainsworth, KBRB-AM: 1400
- Alliance, KCOW-AM: 1400
- Beatrice, KWBE-AM: 1450
- Broken Bow, KBBN-FM: 95.3
- Chadron, KCSR-AM: 610
- Columbus, KJSK-AM: 900
- Columbus, KLIR-FM: 101.1
- Cozad, KAMI-AM: 1580
- Fairbury, KGMT-AM: 1310
- Fairbury, KUTT-FM: 99.5
- Falls City, KTNC-AM: 1230
- Fremont, KFMT-FM: 105.5
- Grand Island, KRGI-AM: 1430
- Grand Island, KRGY-FM: 97.3
- Hastings, KHAS-AM: 1230
- Hastings, KLIQ-FM: 94.5
- Hiawatha, KS, KLZA-FM: 101.3
- Holdrege, KUVR-AM: 1380
- Holdrege, KMTY-FM: 97.7
- Imperial, KADL-FM: 102.9
- Kearney, KGFW-AM: 1340
- Kearney, KQKY-FM: 105.9
- Lexington, KRVN-AM: 880
- Lincoln, KLIN-AM: 1400
- Lincoln, KFGE-FM: 98.1
- McCook, KSWN-FM: 93.9
- McCook, KZMC-FM: 102.1
- Nebraska City, KNCY-AM: 1600
- Nebraska City, KBIE-FM: 103.1
- Norfolk, KNEN-FM: 94.7
- North Platte, KODY-AM: 1240
- Ogallala, KZTL-FM: 93.5
- Omaha, KXSP-AM: 590
- Omaha, KEZO-FM (Z-92): 92.3
- Rapid City, SD, KTOO-AM: 1340
- Scottsbluff, KNEB-AM: 960
- Scottsbluff, KNEB-FM: 94.1
- Sidney, KSID-AM: 1340
- Sidney, KSID-FM: 98.7
- Sioux City, IA KSEZ-FM: 97.9
- Sioux Falls, SD KSOO-FM: 99.1
- Superior, KRFS-AM: 1600
- Superior, KRFS-FM: 103.9
- Valentine, KVSH-AM: 940
- West Point, KTIC-AM: 840
- West Point, KTIC-FM: 98.3
- Yankton, SD KKYA-FM: 93.1
- York, KAWL-AM: 1370
- Winner, SD, KWYR-AM: 1260

MONDAY, NOV. 25	TUESDAY, NOV. 26	WEDNESDAY, NOV. 27	THURSDAY, NOV. 28	FRIDAY, NOV. 29	SATURDAY, NOV. 30
<b>PRACTICE</b> 8:50 a.m. - 10:50 a.m.	<b>PRACTICE</b> 8:50 a.m. - 10:50 a.m.	<b>PRACTICE</b> 10-11:50 a.m.	<b>PRACTICE</b> Morning practice at Memorial Stadium	<b>GAME DAY</b> Nebraska vs. Iowa 1:30 p.m. CT BTN	<b>REGULAR SEASON COMPLETE</b>
<b>NO MEDIA ACCESS</b>	<b>NO MEDIA ACCESS</b>	<i>Available after practice:</i> • Coach Frost	<b>NO MEDIA ACCESS</b>		
<b>PRESS CONFERENCE</b> 11:30 a.m. - Players 12:30 p.m. - Coach Frost		<b>NEBRASKA FOOTBALL RADIO HOUR (HSN)</b> 7 p.m. - Travis Fisher	<b>HAPPY THANKSGIVING</b>	<b>POST-GAME</b> <i>Available after game:</i> • Scott Frost • Requested players	

NEBRASKA VS. IOWA AS BIG TEN OPPONENTS				
DATE	SITE	RANK	RESULT	SCORE
11/25/2011	Lincoln	21/NR	Won	20-7
11/23/2012	Iowa City	17/NR	Won	13-7
11/29/2013	Lincoln	NR/NR	Loss	38-17
11/28/2014	Iowa City	NR/NR	Won	38-31 (OT)
11/27/2015	Lincoln	NR/3	Loss	28-20
11/25/2016	Iowa City	17/NR	Loss	40-10
11/24/2017	Lincoln	NR/NR	Loss	56-14
11/23/2018	Iowa City	NR/NR	Loss	31-28

**SERIES HISTORY: NEBRASKA VS. IOWA**

Nebraska and Iowa will meet for the ninth straight year in the regular-season finale on Friday at Memorial Stadium.

- Before Nebraska joined the Big Ten in 2011, the teams met 41 times as non-conference opponents, including 14 games between 1930 and 1946. Nebraska and Iowa also met four straight years from 1979 to 1982, and the final matchups as non-conference opponents were in 1999 and 2000.
- This year's meeting will mark the ninth straight year that Nebraska and Iowa will meet on the day after Thanksgiving. After a two-year break from the Black Friday matchup between the schools in 2020 and 2021, Nebraska and Iowa are scheduled to resume their post-Thanksgiving matchup in 2022.
- Nebraska had an eight-game win streak in the series and a pair of five-game win streaks. Iowa's current four-game win streak is its longest in the series.

**NEBRASKA-IOWA TO COMPETE FOR HEROES TROPHY**

Nebraska and Iowa will battle for the Heroes Trophy when they hit the field at Memorial Stadium on Friday. The Heroes Game is the annual trophy game between Nebraska and Iowa.

While both teams aim to win the trophy on the field, both Nebraska and Iowa wished to make their annual meeting about more than just winning a football game. With that in mind, the schools partnered together to not only create a trophy, but to use a national stage to honor a citizen hero from each state. In addition to the trophy that will be claimed by the winner of the game, both an Iowa and Nebraska native will be honored for extraordinary acts. Those individuals will be announced later this week.

**NEBRASKA CONTINUES THANKSGIVING FRIDAY TRADITION**

Nebraska will continue its long-standing tradition of playing on the day after Thanksgiving. This Friday's game with Iowa will mark the 30th consecutive season the Huskers have played on Thanksgiving Friday.

NU met Oklahoma in the final six seasons of the Big Eight Conference (1990 to 1995), then played Colorado in all 15 of the Huskers' Big 12 Conference years (1996 to 2010), before taking on Iowa each of the past nine seasons.

Nebraska will close the 2020 and 2021 seasons against Minnesota on Black Friday, before Iowa returns as the opponent for the regular season finale beginning in 2022.

- Nebraska owns a 19-10 record since 1990 in games on the day after Thanksgiving, including a 5-1 record against Oklahoma, an 11-4 mark against Colorado and a 3-5 mark against Iowa.
- Nebraska is 10-5 at home in Black Friday games since 1990, including 1-3 against the Hawkeyes.
- In addition to the past eight years, Nebraska and Iowa also closed the regular season against each other nine times from 1892 to 1916.

**HUSKERS TO HONOR SENIORS ON FRIDAY**

Nebraska will hold its Senior Day festivities before Friday's game, honoring 22 players who will appear in Memorial Stadium for the final time against Iowa.

The group includes 14 fifth-year seniors, including seven players who will likely leave Nebraska as four-year letterwinners.

- The 2019 senior class has players from 12 states, including seven native Nebraskans.
- The 22-man senior class has accumulated a total of 219 starts in their collegiate careers. The group has six players with at least 15 starts at Nebraska including defensive lineman Carlos Davis (35), cornerback Lamar Jackson (35), linebacker Mohamed Barry (25), long snapper Chase Urbach (21), linebacker Alex Davis (20) and punter Isaac Armstrong (18).
- Seniors on the Nebraska offense have made a total of just 13 career starts at Nebraska.
- Linebacker Mohamed Barry will finish his career in the top 15 on the Nebraska career tackles chart.
- Cornerback Lamar Jackson will end his career in the top 10 in school history in pass breakups.
- Twin brothers, Carlos and Khalil Davis, are the seventh set of brothers in NU history to each record at least 100 career tackles.
- Fifteen of Nebraska's 22 seniors are playing the 2019 season as graduate students, with another five players set to graduate in December.

**BIG TEN STANDINGS**



**WEST DIVISION**

Place	Team	Overall	Big Ten
1.	Minnesota	10-1	7-1
2.	Wisconsin	9-2	6-2
3.	Iowa	8-3	5-3
4.	Illinois	6-5	4-4
5.	<b>Nebraska</b>	<b>5-6</b>	<b>3-5</b>
	Purdue	4-7	3-5
7.	Northwestern	2-9	0-8

**EAST DIVISION**

Place	Team	Overall	Big Ten
1.	Ohio State	11-0	8-0
2.	Penn State	9-2	6-2
	Michigan	9-2	6-2
4.	Indiana	7-4	4-4
5.	Michigan State	5-6	3-5
6.	Maryland	3-8	1-7
7.	Rutgers	2-9	0-8

**PLAYER OF THE WEEK NOMINEES**

OPP.	OFF.	DEF.	SPEC.	FROSH
USA	--	Taylor	--	--
COLO	--	--	--	--
NIU	Martinez	C. Davis	Stalbird	--
ILL	Martinez	--	--	<b>Robinson</b>
OSU	--	--	--	--
NW	Robinson	Jackson	McCallum	<b>Robinson</b>
MINN	--	--	--	--
IND	Robinson	--	--	Robinson
PUR	--	--	--	--
WIS	Mills	--	--	--
MD	Spielman	K. Davis	Waldoch	McCaffrey
IOWA				

*Bold indicates winner*

**2019 HUSKER HONORS**

- ISAAC ARMSTRONG, SR., P**
  - Ray Guy Award Watch List
- MOHAMED BARRY, SR., ILB**
  - Lott IMPACT Trophy Quarterfinalist (1 of 20)
  - Butkus Award Watch List
  - Pop Warner College Football Award Finalist
- DAMIAN JACKSON, SO., DL**
  - Armed Forces Merit Award Finalist (1 of 5)
- ADRIAN MARTINEZ, SO., QB**
  - Big Ten Preseason Watch List
  - Davey O'Brien, Manning, Maxwell, Walter Camp Award Watch Lists
- KANAWAI NOA, SR., WR**
  - Polynesian Player of the Year Watch List
- WAN'DALE ROBINSON, FR., WR**
  - Paul Hornung Award Finalist (1 of 4)
  - FWAA Freshman All-American Watch List
  - FWAA Freshman Mid-Season All-America List
  - Big Ten Freshman of the Week (vs. Illinois, NW)
- JD SPIELMAN, SO., WR**
  - Biletnikoff Award Watch List
  - Paul Hornung Award Watch List
- BEN STILLE, JR., DL**
  - CoSIDA Academic All-District VII First Team
  - AFCA Good Works Team Nominee
  - Wuerffel Trophy Nominee
- JACK STOLL, JR., TE**
  - Mackey Award Watch List
- CHASE URBACH, SR., LS**
  - Patrick Mannelly Award Watch List
  - Burlsworth Trophy Nominee

**LAST TIME OUT**

**NEBRASKA 54, MARYLAND 7**

Team Stats	NU	MD
First Downs	31	9
Rushes-Yards	57-305	31-149
Passes	19-30-1	7-21-0
Passing Yards	226	57
Total Offense	531	206
3rd Downs	7-of-16	5-of-14
Turnovers	1	4
Penalties	1-10	4-40
Time of Possession	39:58	20:02

**NU Rushing Leaders**

Adrian Martinez—10 carries, 94 yards, TD  
 Luke McCaffrey—10 carries, 83 yards, TD  
 Dedrick Mills—12 carries, 65 yards, TD

**NU Passing Leader**

Adrian Martinez—16-25-1, 194 yards, 2 TD

**NU Receiving Leader**

JD Spielman—7 receptions, 104 yards, 2 TD

**NU Defensive Leaders**

Collin Miller—6 tackles, sack, FR, PBU  
 Khalil Davis—4 tackles, 2.5 sacks  
 Dicaprio Bootle—2 tackles, fumble casued, PBU

**NU Special Teams Leaders**

Matt Waldoch—3-3 FG, 6-6 PAT  
 Isaac Armstrong—Season-long 60-yard punt

**NOTING GAME 11**

- Nebraska's 54-7 victory marked its largest margin over victory in a conference game since joining the Big Ten Conference in 2011, bettering a 37-point win at Purdue in 2011. It was the largest margin of victory in a league game for Nebraska since a 59-0 win over Baylor in 2000.
- Nebraska has out-scored Maryland 55-0 in the first half of its two meetings as Big Ten opponents. The Huskers' 34-0 halftime edge tied for the largest halftime lead in a conference game since joining the Big Ten.
- Nebraska's 54 points tied its highest scoring output in a Big Ten game, matching last year's 54-point outburst against Illinois. Nebraska has topped 50 points in Big Ten play three times, all under Scott Frost.
- Nebraska gained better than 200 yards both rushing and passing for the third time in four games.
- The Nebraska defense allowed a season-low seven points and a season-low 206 total yards. The Huskers six sacks were also their most in 2019, and the four takeaways were the most since having five in the opener.
- Junior receiver **JD Spielman** had seven catches for 104 yards and two touchdowns. He moved into a tie for second in both single-season (4) and career (8) 100-yard receiving games.
- Place-kicker **Matt Waldoch** attempted the first kicks of his Nebraska career, connecting on all six PATs and 3-of-3 field goals, with all three from 29 yards.
- Senior defensive lineman **Khalil Davis** recorded 2.5 sacks to push his season total to eight sacks, the most by a Husker since the 2015 season.

**2019 NEBRASKA FOOTBALL SENIOR CLASS**

- Avery Anderson, S, Surprise, Ariz.
- Fyn Anderson, DL, Lincoln, Neb.
- Isaac Armstrong, P, Lincoln, Neb.
- Mohamed Barry, LB, Grayson, Ga.
- Darrion Daniels, DL, Dallas, Texas
- Alex Davis, LB, Riviera Beach, Fla.
- Carlos Davis, DL, Blue Springs, Mo.
- Khalil Davis, DL, Blue Springs, Mo.
- Austin Hemphill, RB, Gretna, Neb.
- Lamar Jackson, CB, Elk Grove, Calif.
- Reid Karel, S, Seward, Neb.
- Eric Lee Jr., S, Milton, Mass.
- Wyatt Mazour, RB, Albion, Neb.
- DaiShon Neal, DL, Houston, Texas
- Kanawai Noa, WR Honolulu, Hawaii
- Jeramiah Stovall, CB, Omaha, Neb.
- Chase Urbach, LS, Grosse Pointe, Mich.
- Vaha Vainuku, DL, Salt Lake City, Utah
- Nick Virka, OL, Morse Bluff, Neb.
- Jackson Walker, P, Overland Park, Kan.
- Mike Williams, WR, Lake City, Fla.
- Jaron Woodyard, WR, Gaithersburg, Md.

**NEBRASKA JOINS 900-WIN CLUB**

Nebraska reached a major milestone with its win at Illinois on Sept. 21, becoming the fifth program in the country with 900 all-time victories. Nebraska joined Michigan, Ohio State, Texas and Alabama in the 900-win club. Oklahoma and Notre Dame joined the 900-win list a week later on Sept. 28.

**ALL-TIME WINS**

RK.	SCHOOL	WINS
1.	Michigan	962
2.	Ohio State	922
3.	Alabama	915
4.	Texas	914
5.	Oklahoma	906
	Notre Dame	906
7.	<b>Nebraska</b>	<b>902</b>

**HUSKER OFFENSE HITS LATE-SEASON STRIDE**

The Nebraska offense has been at its best in the past four games, averaging 478.3 yards per game, including 231.5 rushing yards per game and 246.8 passing yards per contest.

Nebraska is coming off a 531-yard effort at Maryland, its second-best output of the 2019 season. The offense also produced a season-high 54 points against the Terps, tying Nebraska's most points in a Big Ten Conference game (since 2011).

- Nebraska rushed for 305 yards against Maryland, while passing for 226 yards. It marked the fifth time this season, and third time in four games the Huskers have topped 200 yards both rushing and passing.
- The previous week against Wisconsin, Nebraska totaled 493 yards of offense against a Badger defense that was allowing 231.4 yards per game entering the contest. The Huskers rushed for 273 yards, which was 189 yards more than the Badgers' average allowed prior to the game.
- Nebraska produced 12 plays of 20 yards or more against Wisconsin. The Badgers had allowed 25 plays of 20 yards or more in their first nine games. Nebraska topped 200 yards both rushing and passing against Wisconsin, the fourth time this season the Huskers reached that milestone.
- Nebraska began its recent offensive surge on Oct. 26 against Indiana. The Huskers tallied 514 total yards, including 294 passing yards and 220 on the ground.
- In the past four games, Nebraska has crossed midfield on 40 of 49 drives.

**2019 HUSKER OFFENSE SHOWS VERSATILITY**

The 2019 Nebraska offense has shown the versatility to both strike quickly and drive the length of the field. Nebraska has 20 scoring drives that have covered 75 yards or more.

- Against Colorado, Nebraska had two touchdown drives of 95 yards or longer (95 and 96). That marked the first time the Huskers have had two 95-yard scoring drives in the same game since the 2000 Fiesta Bowl against Tennessee (97- and 99-yard touchdown drives).
- Nebraska had two long scoring plays at Colorado with touchdown passes of 65 (Martinez-Spielman) and 75 yards (Martinez-Washington). That marked the first time the Huskers had multiple 65-yard pass plays in the same game since 2006 against Kansas.

- Nebraska flashed its quick-strike ability and explosiveness against Northern Illinois. Nebraska produced nine plays of 20 yards or more against the Huskies, including eight before halftime. The eight first-half chunk plays matched Nebraska's combined total in its first two games.
- The Huskers had a season-high 14 plays of 20 yards or more against Illinois. In the process, Nebraska topped 300 yards in both rushing and passing to mark just the second time in school history the Huskers have reached that milestone.
- Nebraska's 674 yards of total offense at Illinois was its most against a conference opponent since posting 710 yards against Kansas State in 2007.

**BALANCE A KEY FOR HUSKER OFFENSIVE SUCCESS**

Nebraska has had five games this season when it has totaled 200 yards both rushing and passing, including three of the past four games. Nebraska has accomplished the offensive double against Northern Illinois, Illinois, Indiana, Wisconsin and Maryland. While Nebraska has five 200-200 games this season, the other six Big Ten West teams have combined for just five such games, including two by Iowa.

A balanced attack has been a staple of Scott Frost's Nebraska offenses, as the Huskers have produced 11 games with 200 yards rushing and 200 yards passing since 2018, seven more than any other Big Ten West team.

**200 Yards Rushing & Passing Games by Big Ten West Teams in 2019**

- Nebraska – 5**  
 Iowa – 2  
 Wisconsin – 2  
 Minnesota – 1

**200 Yards Rushing & Passing Games by Big Ten West Teams Since 2018**

- Nebraska – 11**  
 Wisconsin – 4  
 Iowa – 3  
 Illinois – 2  
 Purdue – 2  
 Minnesota – 2

**OFFENSE RANKS AMONG NATION'S TOP BIG-PLAY UNITS**

Nebraska's offense has numerous big-play weapons that have helped the Huskers stress opposing defenses. Highlighted by 14 plays of 20 yards or more at Illinois and 12 20-plus plays against Wisconsin, Nebraska ranks as one of the Big Ten and national leaders in producing chunk plays.

- Nebraska has 71 scrimmage plays of 20-plus yards to rank second in the Big Ten and 11th nationally.
- The Huskers lead the Big Ten and rank 10th nationally in plays of 40+ yards (19).
- On the ground, Nebraska ranks among the top three in the Big Ten in rushes of 30+ (10), 40+ (9), 50+ (3) and 60+ (2) yards.

**FROST OFFENSES TRADITIONALLY IMPRESSIVE ON OPENING DRIVES**

One common theme of a **Scott Frost**-led offense has been a fast start, and that has held true for Frost's tenure in Lincoln. Nebraska has scored points in four of 11 games on its opening drive in 2019.

Nebraska scored touchdowns on its opening drive against both South Alabama and Colorado to open the season. The Huskers opened with a field goal on the game's first drive against Northern Illinois, and added a touchdown on the game's opening drive against Indiana. The opening-drive success has continued a theme throughout Frost's head coaching tenure.

- Nebraska scored on its first possession seven times in 12 games in 2018, including six of the final seven games. All seven of NU's opening scoring drives resulted in touchdowns. In Frost's two seasons, Nebraska has scored on its opening possession 11 times in 22 games (10 TD, 1 FG).
- Over the last three seasons - 2018-19 at Nebraska and 2017 at UCF - Frost's offenses have scored a touchdown on their opening possession 19 times in 36 games (53 percent). The average length of the touchdown drive in that span is 74 yards.
- In three-plus years as a head coach, Frost's offenses have scored on their opening drive 24 times in 49 games, with 22 touchdowns and two field goals. In 89 games over seven seasons as a play-caller, Frost's offenses have scored on their first possession of the game 45 times, putting points on the board in more than half of their opening possessions.
- NU received the opening kickoff nine times in 2018 and scored touchdowns on six of those drives while punting only once. The Huskers had a game-opening touchdown drive to take a 7-0 lead in five straight games during the Big Ten Conference season.
- The Huskers scored on nearly 60 percent of their opening possessions in 2018, even with a pair of drive-ending turnovers in opponent territory. Nebraska's average touchdown drive covered more than 74 yards, including one 80-yard touchdown march and five 75-yard scoring drives.
- **Frost's Opening Drive Scoring Percentage:** 51% (45 of 89 drives)
- **Frost's Opening Drive Touchdown Percentage:** 44% (39 of 89 drives)

**2019 OFFENSE GAME-BY-GAME**

RUSHING				
GAME	ATT.	YDS.	TD	LONG
USA	44	98	2	16
COLO	46	179	2	40
NIU	33	238	4	61
ILL	64	346	3	44
OSU	39	184	1	56
NW	40	153	1	42
MINN	43	151	1	22
IND	50	220	3	14
PUR	35	128	3	21
WIS	37	273	2	45
MD	57	305	4	30
IOWA				

PASSING					
GAME	COM-ATT-INT	YDS	TD	LG	SACKS
USA	13-22-1	178	0	42	2-17
COLO	16-26-1	290	2	75	6-33
NIU	16-27-0	287	2	41	0-0
ILL	22-34-0	328	3	41	2-7
OSU	8-17-3	47	0	10	4-23
NW	15-25-0	186	0	49	1-2
MINN	15-29-0	135	0	51	4-29
IND	20-23-0	294	1	45	1-5
PUR	22-39-1	247	0	42	1-5
WIS	13-23-1	220	1	36	4-34
MD	19-30-1	226	2	30	1-1
IOWA					

**2019 DEFENSE GAME-BY-GAME**

RUSHING DEFENSE				
GAME	ATT.	YDS.	TD	LONG
USA	44	83	1	15
COLO	37	89	2	18
NIU	32	74	0	22
ILL	38	221	4	66
OSU	53	368	3	41
NW	41	157	1	12
MINN	49	322	4	35
IND	31	104	3	16
PUR	36	145	2	25
WIS	45	320	2	29
MD	31	149	1	58
IOWA				

PASSING DEFENSE					
GAME	COM-ATT-INT	YDS	TD	LG	SACKS
USA	19-35-3	231	2	36	4-32
COLO	28-41-1	375	2	96	3-25
NIU	28-49-1	276	0	28	2-16
ILL	9-24-1	78	1	26	2-14
OSU	15-22-0	212	3	38	3-21
NW	19-32-1	136	0	23	1-1
MINN	8-13-0	128	1	45	0-0
IND	27-40-1	351	2	40	2-8
PUR	31-41-2	304	2	26	3-22
WIS	13-21-0	162	1	55	0-0
MD	7-21-0	57	0	12	6-33
IOWA					

SACKS/TFL				
GAME	SACKS	YARDS	TFL	YARDS
USA	4	36	9	49
COLO	3	25	10	47
NIU	3	17	8	36
ILL	2	14	9	30
OSU	3	21	5	24
NW	1	2	6	14
MINN	0	0	3	7
IND	2	8	4	11
PUR	3	22	7	35
WIS	0	0	1	2
MD	6	33	7	37
IOWA				

**NEBRASKA RECORD WATCH**

**CAREER RECEIVING YARDS**

RK.	PLAYER, YEARS	YDS
1.	Stanley Morgan Jr., 2015-18	2,747
2.	Kenny Bell, 2011-14	2,689
3.	<b>JD Spielman, 2017-present</b>	<b>2,512</b>
4.	Johnny Rodgers, 1970-72	2,479
5.	Nate Swift, 2005-08	2,476

**CAREER RECEPTIONS**

RK.	PLAYER, YEARS	REC.
1.	Stanley Morgan Jr., 2015-18	189
2.	Kenny Bell, 2011-14	181
3.	<b>JD Spielman, 2017-present</b>	<b>167</b>
	Jordan Westerkamp, 2013-16	167
5.	Nate Swift, 2005-08	166

**CAREER 100-YARD RECEIVING GAMES**

RK.	PLAYER, YEARS	TOTAL
1.	Johnny Rodgers, 1970-72	10
2.	Nate Swift, 2005-08	8
	Jordan Westerkamp, 2013-16	8
	<b>JD Spielman, 2017-present</b>	<b>8</b>

**CAREER RECEIVING TOUCHDOWNS**

RK.	PLAYER, YEARS	TDs
1.	Johnny Rodgers, 1970-72	25
2.	Nate Swift, 2005-08	22
	Stanley Morgan Jr., 2015-18	22
4.	Kenny Bell, 2011-14	21
5.	Clarence Swanson, 1919-21	18
	Jordan Westerkamp, 2013-16	18
7.	Maurice Purify, 2006-07	16
8.	Jon Bostick, 1989-91	15
	Quincy Enunwa, 2010-13	15
10.	Todd Millikan, 1985-88	14
	Bobby Thomas, 1974-76	14
	<b>JD Spielman, 2017-present</b>	<b>14</b>

**CONSECUTIVE GAMES WITH A CATCH**

RK.	PLAYER, YEARS	TDs
1.	Stanley Morgan Jr., 2015-18	38
2.	Johnny Rodgers, 1970-72	37
3.	Jordan Westerkamp, 2013-16	36
4.	Terrence Nunn, 2004-07	32
	<b>JD Spielman, 2017-present</b>	<b>32*</b>

\*active streak

**CAREER PASSING YARDS**

RK.	PLAYER, YEARS	YDS
1.	Tommy Armstrong Jr., 2013-16	8,871
2.	Taylor Martinez, 2010-13	7,258
3.	Zac Taylor, 2005-06	5,850
4.	Joe Ganz, 2005-08	5,125
5.	Dave Humm, 1972-74	5,035
6.	Jerry Tagge, 1969-71	4,704
7.	<b>Adrian Martinez, 2018-present</b>	<b>4,523</b>
8.	Eric Crouch, 1998-2001	4,481
9.	Tommie Frazier, 1992-95	3,521
10.	Turner Gill, 1980-83	3,317

**CAREER TOTAL OFFENSE**

RK.	PLAYER, YEARS	YDS
1.	Tommy Armstrong Jr., 2013-16	10,690
2.	Taylor Martinez, 2010-13	10,233
3.	Eric Crouch, 1998-2001	7,915
4.	Zac Taylor, 2005-06	5,777
5.	<b>Adrian Martinez, 2018-present</b>	<b>5,734</b>
6.	Tommie Frazier, 1992-95	5,476
7.	Joe Ganz, 2005-08	5,466
8.	Jammal Lord, 2000-03	5,421
9.	Jerry Tagge, 1969-71	5,283
10.	Dave Humm, 1972-74	5,027

**SPIELMAN CONTINUES TO CLIMB HUSKER CHARTS**

Junior wide receiver **JD Spielman** has made Husker history as the only player in program history to have a 200-yard receiving game. Spielman enters the regular-season finale with 167 career catches for 2,512 yards, ranking third at Nebraska in both receptions and receiving yardage.

- Spielman reached 2,000 and 1,000 career receiving yards faster than any other Husker. He hit 2,000 yards at Illinois on Sept. 21, breaking the 2,000-yard barrier in 25 games. He reached 1,000 career yards in only 15 games, eclipsing Heisman winner Johnny Rodgers (16 games).
- Spielman needs 23 catches and 233 yards to become NU's all-time leader in both categories. In his 32-game career, Spielman averages 5.2 receptions and 78.5 receiving yards per game.
- With seven catches for 104 yards and two touchdowns at Maryland, Spielman increased his season totals to 46 catches for 864 yards and four touchdowns. His 864 receiving yards rank seventh on the NU single-season list. The junior now owns the No. 7, 9 and 10 single-season receiving totals in school history. Spielman is the only player in school history with three 800-yard receiving seasons. Stanley Morgan Jr. and Johnny Rodgers are the only other players to have a pair of 800-yard receiving seasons.
- Spielman needs four receptions on Friday to top the 50-catch mark for the third straight season. Spielman is one of only four players with a pair of 50-catch seasons at Nebraska, joining Johnny Rodgers, Kenny Bell and Stanley Morgan Jr. No Husker has ever had three 50-catch seasons.
- Spielman has four 100-yard receiving games this season and eight career 100-yard receiving games. Both of those totals rank second on the respective Nebraska charts.
- Spielman opened the 2019 season with a 76-yard punt return for a touchdown against South Alabama, marking his second career punt return score. He had a 77-yard punt return touchdown last season against Bethune-Cookman. He also had a 99-yard kickoff return for a touchdown in his first career touch against Arkansas State in the 2017 season opener. Spielman is one of only eight players in program history to return both a punt and kickoff for a touchdown.
- Spielman had a 65-yard TD reception at Colorado, his sixth career touchdown of at least 65 yards. The 65-yard catch at Colorado was one of seven Spielman receptions of at least 40 yards in 2019. His seven catches of 40-plus yards ranks 10th nationally.
- Spielman had seven catches for 160 yards at Illinois, his third-highest receiving total at Nebraska.
- Spielman is averaging 18.8 yards per reception, a mark that ranks third in the Big Ten. His yards per catch average ranks fifth in NU history among players with 40 or more catches in a season.
- Spielman owns the only two 200-yard receiving games in Husker history (200 yards vs. Ohio State in 2017 and 209 yards at Wisconsin in 2018).
- Spielman is the only wide receiver in school history to have two career games with double-digit receptions (11 vs. Ohio State in 2017 and 10 vs. Purdue in 2018). Running back Marlon Lucky is the only other Husker to have two career games with double-digit catches.

**SPIELMAN RANKS AMONG NATION'S TOP WIDE RECEIVERS**

**JD Spielman** was a freshman All-American in 2017 and has been one of the nation's top receivers over the past three seasons. .

- Spielman averages 78.5 receiving yards per game in 32 career games to rank third nationally among all active FBS players with a minimum of 2,000 career receiving yards. Among Power Five teams, Spielman is one of only three active players to average 70 receiving yards per game along with Oklahoma's CeeDee Lamb and Oklahoma State's Tylan Wallace.
- Spielman has 2,512 career receiving yards, tied for second nationally among non-seniors.
- Spielman is also one of the top wideouts in the Big Ten Conference. His career totals of 167 receptions and 2,512 receiving yards rank third and second, respectively, in those categories among all 2019 Big Ten receivers and are the highest totals among non-seniors.
- In Big Ten play, Spielman has posted 1,979 career receiving yards. He owns more receiving yards in conference play than any other active Big Ten player, an impressive accomplishment considering Spielman has only played in 23 career Big Ten games (86.0 yards per game).

**FBS ACTIVE LEADERS IN RECEIVING YARDS PER GAME**

RK.	PLAYER	TEAM	CLASS	GAMES	YDS	YDS/GAME
1.	Antonio Gandy-Golden	Liberty	Sr.	43	3,722	86.6
2.	James Proche	SMU	Sr.	48	3,792	79.9
3.	<b>JD Spielman</b>	<b>Nebraska</b>	<b>Jr.</b>	<b>32</b>	<b>2,512</b>	<b>78.5</b>
4.	Ceedee Lamb	Oklahoma	Jr.	38	2,964	78.0
5.	Tylan Wallace	Oklahoma State	Jr.	34	2,512	73.9

Minimum 2,000 career receiving yards

**MOST CAREER RECEIVING YARDS AMONG FBS NON-SENIORS**

RK.	PLAYER	TEAM	CLASS	GAMES	YDS
1.	CeeDee Lamb	Oklahoma	Jr.	38	2,964
2.	<b>JD Spielman</b>	<b>Nebraska</b>	<b>Jr.</b>	<b>32</b>	<b>2,512</b>
	Tylan Wallace	Oklahoma State	Jr.	34	2,512
	Jerry Jeudy	Alabama	Jr.	40	2,512
5.	Tyler Vaughns	USC	Jr.	38	2,341

## SPIELMAN SHINES AGAINST RANKED OPPONENTS

**JD Spielman** has been at his best in his Nebraska career against the top competition. Nebraska has faced eight ranked opponents in Spielman's career, including four top-10 foes. Spielman has caught 47 passes for 728 yards and four touchdowns in those games, giving him an average of 5.9 receptions for 91.0 yards against ranked opponents. Iowa enters Friday's game ranked nationally in both polls.

- Spielman caught 23 passes for 375 yards and one touchdown in three games against ranked opponents as a redshirt freshman in 2017, averaging 7.7 receptions and 125.0 yards per game.
- In 2018, Spielman had 19 catches for 275 yards in three games against ranked opponents, averaging 6.3 receptions per game and 91.7 receiving yards per game in those three contests. He had nine catches for a school-record 209 yards at No. 16 Wisconsin.
- Spielman has posted the only two 200-yard receiving games in Nebraska history, and both came against ranked opponents (No. 9 Ohio State in 2017 and No. 16 Wisconsin in 2018).

## MARTINEZ BRINGS DUAL THREAT TO NEBRASKA OFFENSE

**Adrian Martinez** is again showing in 2019 that he is one of the nation's top dual-threat quarterbacks. Martinez is averaging 276.4 yards of total offense, including 211.8 passing yards per game and 64.7 rushing yards per contest. Martinez leads the Big Ten and ranks 28th nationally in total offense.

- Martinez is the only Big Ten player and one of seven FBS quarterbacks to average 200 passing yards and 50 rushing yards per game. Martinez and Louisiana-Monroe's Caleb Evans are the only two quarterbacks in the FBS ranks to average 200 passing and 50 rushing yards the past two years.
- If Martinez can maintain his pace and average 200 passing yards and 50 rushing yards per game this season, he would join Heisman Trophy winners Johnny Manziel and Marcus Mariota as the only players in FBS history to average 200 passing yards and 50 rushing yards per game as both a freshman and sophomore.

### FBS Quarterbacks To Average 200 Passing YPG & 50 Rushing YPG as Freshman and Sophomore

- Marcus Mariota, Oregon
- Johnny Manziel, Texas A&M
- **Adrian Martinez, Nebraska\***

*\*enters Friday's game averaging 211.8 passing yards per game and 64.7 rushing yards per game*

- Martinez produced a career-high 446 yards of total offense at Illinois, the third-highest total offense game in school history. He passed for 328 yards, while rushing for 118 yards to post just the second 300-100 game in Nebraska history.
- The 400-yard total offense game was the fourth of Martinez's career, more than any other Husker.
- Martinez posted three straight games with more than 300 yards of total offense in games 2-4, including 356 at Colorado, 301 vs. Northern Illinois and the 445-yard effort at Illinois.
- He had 305 yards of offense at Purdue and had 309 yards of total offense against Wisconsin for his fifth 300-yard game of the season. Martinez has 12 career games of 300 yards or more in total offense, the second-most in NU history, and one shy of a school record.
- With 288 yards of total offense at Maryland, Martinez moved up two spots to fifth on the NU career total offense list with 5,734 yards. He is 43 yards behind Zac Taylor for fourth place on the list.
- Martinez owns the fifth-best season total offense mark with 3,246 yards in 2018, and his 2,488 yards this season leaves him 204 yards from posting another top 10 single-season yardage total.
- He has also become one of only 11 quarterbacks in school history with more than 1,000 career rushing yards. After posting back-to-back rushing efforts of 89 and 94 yards against Wisconsin and Maryland, Martinez has 1,211 career rushing yards, tied for the ninth best total among quarterbacks in NU history.

## MARTINEZ AT HIS BEST AGAINST BIG TEN WEST

**Adrian Martinez** has put up big numbers in 10 career games against Big Ten West foes.

- Martinez owns the Nebraska record with four career games with 400 yards of total offense. Each of those games has come against a Big Ten West Division opponent, as Martinez has recorded 400 yards of total offense in four of his 10 career games against West Division teams.
- Martinez has posted four of the top 16 total offense games in Nebraska history, with each of those marks coming against a Big Ten West opponent. Martinez had 446 yards at Illinois on Sept. 21 for the No. 3 total offense mark in school history, 441 yards last year at Wisconsin (5th), 409 yards in 2018 against Purdue (12th) and 401 yards against Minnesota in 2018 (16th).
- Martinez averages 335.6 yards of total offense in 10 career games against Big Ten West teams. He is completing 65.2 percent of his passes (219-of-336) with 17 touchdowns against seven interceptions, while averaging 272.4 passing yards per game. Martinez has rushed for 632 yards and six touchdowns against the Big Ten West, averaging 63.2 rushing yards per game.
- Twenty-three of Martinez's 39 career total touchdowns have come against West Division opponents (59 percent), including 20 of 25 touchdown passes (80 percent).
- Last season at Iowa, Martinez completed 26-of-38 passes for 260 yards and two touchdowns, and rushed 17 times for 76 yards and a touchdown, for 336 yards of total offense.

## NEBRASKA FOOTBALL FACTS

### HISTORY

Season of Football.....	130th
All-Time Games Played.....	1,336
National Ranking in All-Time Wins.....	7th
All-Time Bowl Appearances.....	53
National Ranking in Bowl Appearances....	3rd

### CHAMPIONSHIPS

National Championships.....	5
Back-to-Back National Championships.....	2
Undefeated Seasons.....	11
Perfect Seasons.....	9
Conference Championships.....	46

### RECORD BREAKDOWN

All-Time Record.....	902-394-40 (.690)
All-Time Bowl Record.....	26-27 (.491)
Home Games.....	547-158-20 (.768)
Memorial Stadium.....	422-135-13 (.752)
Record in August.....	14-0-0 (1.000)
Record in September.....	179-49-6 (.778)
Record in October.....	364-146-19 (.706)
Record in November.....	308-164-15 (.648)
Record in December.....	22-14-0 (.611)
Record in January.....	14-21-0 (.400)
Record in February.....	1-0-0 (1.000)
In Overtime.....	8-5
At Night.....	99-44-3
When Scoring 35+ Points.....	372-9
When Allowing 10 Points or Less.....	257-7-1
vs. Big Ten Teams.....	121-103-10
» In Big Ten Play (since 2011).....	40-36
» Home.....	22-15
» Away.....	18-19
» Neutral.....	0-1
vs. Ranked Teams.....	104-133-3
» Home.....	50-42-0
» Away.....	29-67-3
» Neutral.....	25-24-0
» as No. 1 Team.....	46-7-1

### STREAKS

Consecutive Games Scoring a Point.....	306
Consecutive Home Games Scoring a Point...	340
Consecutive Home Sellouts (includes Iowa).	375
Record in Sellout Streak.....	312-62
» vs. Ranked Teams.....	45-31

### INDIVIDUAL HONORS

College Football Hall of Fame Players.....	18
College Football Hall of Fame Coaches.....	6
First-Team All-Americans.....	110
Unanimous All-Americans.....	54
CoSIDA Academic All-Americans*.....	108
NCAA Top Ten Award Winners*.....	9
Heisman Trophy Winners.....	3
Walter Camp Award Winners.....	3
Maxwell Trophy Winners.....	1
Outland Trophy Winners*.....	9
Lombardi Trophy Winners.....	5
Butkus Award Winners.....	1
Johnny Unitas Golden Arm Award Winners..	1
Davey O'Brien Award Winners.....	1
Rimington Award Winners.....	1
Bednarik Award Winners.....	1
Nagurski Trophy Winners.....	1
Retired Jerseys.....	25
First-Team All-Conference Selections.....	519

*\*Total leads the nation*

**CHARTING THE HUSKERS**

**ALL-TIME WINS**

RK.	SCHOOL	WINS
1.	Michigan	962
2.	Ohio State	922
3.	Alabama	915
4.	Texas	914
5.	Oklahoma	906
	Notre Dame	906
7.	<b>Nebraska</b>	<b>902</b>

**CONFERENCE TITLES**

RK.	SCHOOL	TITLES
1.	Oklahoma	48
2.	<b>Nebraska</b>	<b>46</b>
3.	Michigan	42

**AP NATIONAL TITLES**

RK.	SCHOOL	TITLES
1.	Alabama	11
2.	Notre Dame	8
3.	Oklahoma	7
4.	Miami	5
	Ohio State	5
	USC	5
t-7.	<b>Nebraska</b>	<b>4</b>

**COACHES POLL NATIONAL TITLES**

RK.	SCHOOL	TITLES
1.	Alabama	10
2.	Oklahoma	6
3.	USC	5
t-4.	<b>Nebraska</b>	<b>4</b>

**NATIONAL TITLES SINCE 1970**

RK.	SCHOOL	TITLES
1.	Alabama	11
2.	<b>Nebraska</b>	<b>5</b>
	Miami	5

**BOWL APPEARANCES**

RK.	SCHOOL	BOWLS
1.	Alabama	65
2.	Texas	55
3.	<b>Nebraska</b>	<b>53</b>
	Georgia	53

**HEISMAN TROPHY WINNERS**

RK.	SCHOOL	WINNERS
1.	Notre Dame	7
	Ohio State	7
	Oklahoma	7
4.	USC	6
t-5.	<b>Nebraska</b>	<b>3</b>

**NFL DRAFT PICKS**

RK.	SCHOOL	PICKS
1.	USC	510
2.	Notre Dame	505
3.	Ohio State	453
4.	Oklahoma	393
5.	Michigan	369
6.	Alabama	365
7.	<b>Nebraska</b>	<b>359</b>

**FBS FRESHMEN TO AVERAGE 200 PASSING & 50 RUSHING YARDS PER GAME**

PLAYER	TEAM	YEAR	PASS YPG	RUSH YPG
<b>Adrian Martinez</b>	<b>Nebraska</b>	<b>2018</b>	<b>237.9</b>	<b>57.2</b>
J.T. Barrett	Ohio St.	2014	236.2	78.2
Johnny Manziel	Texas A&M	2012	285.1	108.5
Marcus Mariota	Oregon	2012	205.9	57.8
Brett Smith	Wyoming	2011	201.7	54.6
Adam Weber	Minnesota	2007	241.3	51.4

*Martinez & Smith are the only true freshmen on this list; the other four were redshirt freshmen*

**FBS PLAYERS TO PASS FOR 2,500 YARDS & RUSH FOR 500 YARDS IN 2018**

PLAYER	TEAM	GAMES	PASS YARDS	RUSH YARDS
Eric Dungey	Syracuse	13	2,868	754
Caleb Evans	Louisiana-Monroe	12	2,869	632
D'Eriq King*	Houston	11	2,982	674
<b>Adrian Martinez*</b>	<b>Nebraska</b>	<b>11</b>	<b>2,617</b>	<b>629</b>
Trace McSorley	Penn St.	13	2,530	798
Kyler Murray	Oklahoma	14	4,361	1,001
Bryce Perkins*	Virginia	13	2,680	923

\*returning player

**MARTINEZ DRIVES HUSKER OFFENSE**

Quarterback **Adrian Martinez** earned freshman All-America honors in 2018 as he helped NU rank 25th nationally in total offense. Martinez made 11 starts, more than all other true freshmen quarterbacks in NU history combined. He completed nearly 65 percent of his passes for 2,617 yards and 17 touchdowns and rushed for 629 yards and eight scores.

- Martinez ranked 12th nationally and first among freshmen with an average of 295.1 yards of total offense per game in 2018, a school record. In addition to the school record, it smashed the Huskers' previous freshman record of 199.7 yards per game set by Taylor Martinez in 2010.
- Martinez's average of 295.1 yards of total offense per game marked the 10th-best total offense average by a freshman in FBS history, including the fifth-highest mark by a true freshman and the highest mark ever by a true freshman quarterback for a Power Five team.
- Martinez became the sixth freshman in NCAA history to average 200 passing yards and 50 rushing yards per game. He was just the second true freshman to hit those marks in FBS history and the first true freshman at a Power Five school to average 200 passing yards and 50 rushing yards.
- Martinez averaged 237.9 passing yards per game and 57.2 rushing yards per game in 2018, one of four FBS quarterbacks to average 225 passing yards and 50 rushing yards per game in 2018.
- Martinez set Nebraska freshman records in completions (224), completion percentage (64.6), passing yards (2,617), passing touchdowns (17), total offensive yards (3,246) and total touchdowns (25). His 629 rushing yards were the most ever by a Husker true freshman quarterback and the most by any Nebraska true freshman since 2002.
- Martinez posted an 86.2 completion percentage against Minnesota last October, setting a Nebraska record for the highest completion percentage with a minimum of 20 attempts.

**MARTINEZ'S FRESHMAN SEASON IN THE HUSKER RECORD BOOK**

CATEGORY	TOTAL	RANK
Total Offensive Yards Per Game	295.1	1st
300-Yard Total Offense Games	7	1st
400-Yard Total Offense Games	3	1st
Completion Percentage	64.6	2nd
Completions	224	4th
Total Offensive Yards	3,246	5th
Passing Yards Per Game	237.9	5th
Passing Yards	2,617	8th
Passing Touchdowns	17	9th

**OFFENSE FINDS SUCCESS BEHIND THREE QUARTERBACKS**

Martinez has been one of the Big Ten's best signal callers the past two seasons. However, when he was sidelined for two games at mid-season the Husker offense continued to move the ball. Sophomore **Noah Vedral** and true freshman **Luke McCaffrey** each showed their ability and poise against Indiana. The duo helped Nebraska to 514 yards of total offense.

- Vedral completed 14-of-16 passes for a career-high 201 yards against the Hoosiers despite missing much of the game with an injury. He also rushed for 26 yards and two touchdowns and caught a pass in the first quarter.
- McCaffrey was playing in just his second career game. He responded by rushing 12 times for 76 yards and completing 5-of-6 passes for 71 yards and a touchdown.
- Behind Vedral and McCaffrey, Nebraska completed 20-of-23 passes against Indiana, setting a school record for single-game completion percentage at 86.9 percent.
- McCaffrey had another standout game at Maryland. He caught a 12-yard pass while lining up at receiver. He also rushed 10 times for 83 yards after relieving Martinez at quarterback. He completed 3-of-5 passes for 32 yards in the game, including one while lined up at receiver.



### ROBINSON MAKING BIG IMPACT IN FRESHMAN SEASON

Freshman receiver **Wan'Dale Robinson** provides Nebraska with an explosive receiving, rushing and return threat in 2019. Robinson was honored for his all-purpose efforts last week when he was named one of four finalists for the Paul Hornung Award. Robinson is the only underclassmen on the list and is joined among the finalists by two juniors and a senior.

Robinson is hopeful of returning to action this week against Iowa after missing the past two games because of injury.

A true freshman from Frankfort, Ky., Robinson keyed Big Ten wins against Illinois and Northwestern, earning Big Ten Freshman-of-the-Week honors in both games. Robinson rushed 19 times for 89 yards in a 42-38 win at Illinois, while also catching eight passes for 79 yards and two touchdowns.

In a win over Northwestern, Robinson totaled 186 all-purpose yards, including seven catches for a career-high 123 yards, the most receiving yards ever by a Husker true freshman. He had a career-long 42-yard touchdown run in the first quarter, a career-long 49-yard catch in the third quarter and a key 32-yard catch on Nebraska's game-winning drive.

Robinson totaled 154 all-purpose yards in a near-miss against Indiana.

- Robinson ranks second nationally among all freshmen and leads all Power Five Conference freshmen in all-purpose yards per game (112.8 ypg). His all-purpose yardage average is fifth in the Big Ten among all players.
- Robinson's 453 receiving yards and 40 receptions are the most ever by a Nebraska true freshman.
- Robinson has 453 receiving yards and 326 rushing yards in 2019. He is the first Nebraska player to with 400 receiving yards and 300 rushing yards in the same season since Marlon Lucky in 2007.
- Robinson has 1,015 all-purpose yards in 2019. He is the fourth true freshman at Nebraska to total 1,000 all-purpose yards joining Ahman Green (1,259 in 1995), Ameer Abdullah (1,031 in 2011) and De'Mornay Pierson-El (1,074 in 2014).

### MILLS GAINING MOMENTUM LATE IN 2019 SEASON

Junior running back Dedrick Mills had the finest day of his Nebraska career against Wisconsin. Mills rushed 17 times for a career-high 188 yards and a touchdown. He had 13 carries and 112 yards before halftime. Despite being ill at Maryland, Mills backed that up with 12 carries for 65 yards and a touchdown, all before halftime.

- Against Wisconsin, Mills topped his previous Nebraska high of 116 yards against Northern Illinois. His previous collegiate career high was 169 yards against Kentucky in 2016, while Mills was playing at Georgia Tech.
- Mills' 188 yards marked the most rushing yards against the Badgers this season, and he was just the second player to top the century mark. Only Ohio State's JK Dobbins (163 yards) had also topped 100 yards against a Badger defense that was allowing just 84 rushing yards per game before last week's game.
- Mills had 11 rushes of more than 10 yards against the Badgers and averaged 11.1 yards on his 17 carries in the game.
- Mills has 10 rushing touchdowns this season. He is only the second Husker with double-figure rushing touchdowns since 2014, following Devine Ozigbo's 12 rushing scores in 2018.

### PROTECTING THE FOOTBALL KEY FOR HUSKER OFFENSE

Nebraska enters the Iowa game at zero in turnover margin on the 2019 season. The Huskers have 19 takeaways, while also committing 19 turnovers.

- Nebraska did not commit a turnover in back-to-back games against Northwestern and Minnesota. That marked the first time Nebraska had back-to-back games without a turnover since having no turnovers against both Minnesota and Penn State late in the 2017 season.
- Nebraska has committed five combined turnovers in the past four games.
- Nebraska is 6-2 under Scott Frost when winning the turnover margin.

### BLACKSHIRT DEFENSE LOOKS FOR DISRUPTIVE FINISH TO 2019

The Nebraska defense had a focus of causing more turnovers and big impact plays in 2019. Nebraska has shown that ability in stretches this season, particularly in home wins over South Alabama and Northern Illinois, and in last week's win at Maryland. The Huskers had four takeaways against the Terrapins, their highest total since the season opener.

- Nebraska has 19 takeaways to rank in a tie for fourth in the Big Ten in that category.
- Nebraska had five takeaways against South Alabama, including four in the second half. The five takeaways matched the most in two seasons under Scott Frost (Illinois, 2018) and was only the fourth time since 2010 that a Nebraska defense recorded five or more takeaways.
- Nebraska scored a pair of defensive touchdowns against the Jaguars—a 38-yard interception return by Eric Lee Jr. in the third quarter and a fumble recovery in the end zone by Alex Davis in the fourth quarter to cap the scoring. The two defensive touchdowns marked the first time Nebraska scored a pair of defensive touchdowns since having two interception returns for touchdowns against Southern Miss in 2013.

### CHARTING THE HUSKERS

#### CONSECUTIVE HOME SELLOUTS

RK.	SCHOOL	SELLOUTS
1.	<b>Nebraska</b>	375
2.	Oklahoma	129

#### WINS THE LAST 50 SEASONS

RK.	SCHOOL	WINS
1.	Oklahoma	470
2.	Ohio State	469
3.	<b>Nebraska</b>	468

#### WINS THE LAST 40 SEASONS

RK.	SCHOOL	WINS
1.	Ohio State	378
2.	<b>Nebraska</b>	370
3.	Oklahoma	368
4.	Florida State	366

#### WINS THE LAST 30 SEASONS

RK.	SCHOOL	WINS
1.	Ohio State	296
2.	Florida	281
3.	Florida State	278
4.	Oklahoma	277
5.	Georgia	268
6.	<b>Nebraska</b>	267
7.	Alabama	264
8.	Clemson	262
9.	Virginia Tech	261
10.	Miami	259

#### 9-WIN SEASONS

RK.	SCHOOL	SEASONS
1.	<b>Nebraska</b>	50
	Alabama	50
3.	Oklahoma	47

#### 10-WIN SEASONS

RK.	SCHOOL	SEASONS
1.	Oklahoma	40
2.	Alabama	39
3.	Michigan	29
4.	<b>Nebraska</b>	27

#### WEEKS RANKED IN AP POLL

RK.	SCHOOL	WEEKS
1.	Ohio State	915
2.	Michigan	862
3.	Oklahoma	843
4.	Notre Dame	812
5.	Alabama	804
6.	USC	769
7.	<b>Nebraska</b>	729

#### WEEKS RANKED NO. 1 IN AP POLL

RK.	SCHOOL	WEEKS
1.	Alabama	123
2.	Ohio State	106
3.	Oklahoma	102
4.	Notre Dame	99
5.	USC	91
6.	Florida State	72
7.	<b>Nebraska</b>	71

#### WEEKS IN THE AP POLL TOP 10

RK.	SCHOOL	WEEKS
1.	Ohio State	635
2.	Oklahoma	600
3.	Alabama	563
4.	Notre Dame	556
5.	Michigan	522
6.	<b>Nebraska</b>	518

**NEBRASKA UNDER FROST**

Overall.....	9-14
vs. AP Ranked Teams.....	0-5
vs. AP Top 10 Teams.....	0-2
vs. Unranked Teams.....	9-9
vs. Big Ten Teams.....	6-11
Home.....	7-6
Road.....	2-8
Neutral.....	0-0
In August.....	1-0
In September.....	2-6
In October.....	3-4
In November.....	3-4
In December.....	0-0
In January.....	0-0
When Rushing for 200 or More Yards.....	6-5
When Rushing for 300 or More Yards.....	4-1
When Passing for 200 or More Yards.....	6-10
When Passing for 300 or More Yards.....	1-2
When NU Player Rushes for 100 Yards.....	5-4
When NU Has Two 100-Yard Rushers.....	1-1
When NU Player Has 100 yards Receiving...5-5	
When Opponent Has 100-Yard Rusher.....	2-7
When Scoring 35 or More Points.....	7-0
When Holding Opponent to 10 Point or Less...5-0	
When Forcing Three or More Turnovers.....	4-1
When Winning Turnover Margin.....	6-2
When Nebraska Scores First.....	7-7
When Nebraska Leads at Halftime.....	7-4
When Nebraska Trails at Halftime.....	2-10
When Nebraska is Tied at Halftime.....	0-0
Games Decided by 11 Points or More.....	6-6
Games Decided by 10 Points or Less.....	3-8
Games Decided by 7 Points or Less.....	3-8
Games Decided by 3 Points or Less.....	2-3
Overtime Games.....	0-2

**FROST AS A HEAD COACH**

Overall.....	28-21
vs. AP Ranked Teams.....	3-6
vs. AP Top 10 Teams.....	1-2
vs. Unranked Teams.....	25-15
Home.....	17-9
Road.....	10-11
Neutral.....	1-1
In August.....	2-0
In September.....	6-8
In October.....	9-6
In November.....	9-6
In December.....	1-1
In January.....	1-0
When Rushing for 200 or More Yards.....	14-6
When Rushing for 300 or More Yards.....	5-1
When Passing for 200 or More Yards.....	21-15
When Passing for 300 or More Yards.....	10-3
When Player Rushes for 100 Yards.....	10-3
When Has Two 100-Yard Rushers.....	1-1
When Player Has 100 yards Receiving.....	9-8
When Opponent Has 100-Yard Rusher.....	6-10
When Scoring 35 or More Points.....	21-0
When Holding Opponent to 10 Point or Less...9-0	
When Forcing Three or More Turnovers...14-2	
When Winning Turnover Margin.....	21-3
When Scoring First.....	18-12
When Leading at Halftime.....	23-6
When Trailing at Halftime.....	5-14
When Tied at Halftime.....	0-1
Games Decided by 11 Points or More...19-10	
Games Decided by 10 Points or Less.....	9-10
Games Decided by 7 Points or Less.....	7-11
Games Decided by 3 Points or Less.....	2-4
Overtime Games.....	1-3

- Nebraska also scored on a 76-yard punt return for a touchdown by JD Spielman in the third quarter. The three non-offensive touchdowns were a first for Nebraska since the Huskers had three defensive touchdowns in a 31-3 win over Wake Forest in 2005.
- NU's effort against South Alabama marked the 16th time in school history the Huskers have scored on offense, defense and special teams in the same game. It was the first time since 2012 NU had accomplished that feat, and the first instance against an FBS opponent since 2009 at Colorado.
- Nebraska has added 14 takeaways since the opener, including a critical interception by Lamar Jackson against Northwestern with 1:00 remaining to set up a game-winning field goal.
- Nebraska has averaged 2.0 takeaways in its past 15 games. Prior to that, Nebraska averaged 1.0 takeaway in its 30 previous games spanning three seasons.
- Nebraska has forced 23 fumbles in its past 16 games. Prior to that, Nebraska had forced just 14 fumbles in its previous 34 games.

**BARRY CONTINUES TO PILE UP TACKLES AS BLACKSHIRT LEADER**

Senior inside linebacker **Mohamed Barry** had a breakthrough junior season in 2018. Barry totaled 112 tackles as a junior after recording only 44 tackles in his first two seasons combined.

- Barry leads NU with 83 tackles in 2019. He ranks ninth in the Big Ten with 7.5 tackles per game.
- He opened the season with a team-high 12 tackles against South Alabama, tying his career high. He has added three additional double-figure tackle games with 10 against Northern Illinois, 11 at Minnesota and 12 vs. Wisconsin. Barry has 11 career double-figure tackle games. He has led Nebraska in tackles in 16 of 23 games since the start of the 2018 season.
- Barry has 239 career tackles. He moved into the top 20 on Nebraska's career tackles list against Wisconsin and is 18 tackles from the top 10 on the Nebraska career tackles list.
- Barry is looking to become the sixth Husker to have back-to-back 100-tackle seasons, joining David (2010-11), his position coach Barrett Ruud (2003-04), Lee Kunz (1977-78), Clete Pillen (1975-76) and Jerry Murtaugh (1969-70).
- Barry led Nebraska with 112 tackles in 2018, the most by a Husker since Lavonte David made 133 stops in 2011. Barry was second in the Big Ten and 38th nationally with an average of 9.3 tackles per game, and he was the Big Ten's leading returner in that category.
- Barry was a third-team All-Big Ten selection by the conference media in 2018 and was an honorable-mention selection by the coaches. He was on the 2019 preseason watch lists for the Butkus Award and the Lott IMPACT Trophy, and is one of 20 quarterfinalist for the Lott Trophy.

**NEBRASKA CAREER TACKLES**

RK.	PLAYER, YEARS	TACKLES
1.	Barrett Ruud, 2001-04	432
--		
10.	Ed Stewart, 1991-94	257
11.	Marc Munford, 1983-86	256
12.	Jim Wightman, 1975-77	254
13.	Trev Alberts, 1990-93	248
14.	Will Compton, 2009-12	247
15.	Mike Knox, 1981-85	245
16.	Broderick Thomas, 1985-88	242
17.	Corey McKeon, 2004-07	240
18.	<b>Mohamed Barry, 2016-present</b>	<b>239</b>

**DAVIS BROTHERS ACCOMPLISH RARE FEAT AT NEBRASKA**

Entering their final home game on Friday, twin defensive ends Carlos (124) and Khalil (102) Davis have each totaled 100 career tackles. The Davis twins are the second set of twins and the seventh set of brothers in the history of Nebraska football to each record 100 career tackles at Nebraska. The Bullocks twins (Daniel and Josh) are the only other Husker twins to each have 100 career tackles.

- Daniel & Josh Bullocks (twins)
- Carlos & Khalil Davis (twins)
- Chad & Chris Kelsay
- Christian & Jason Peter
- Clete & Jim Pillen
- Barrett & Bo Ruud
- Jimmy & Toby Williams
- Khalil Davis leads Nebraska with eight sacks in 2019, including a career-high 2.5 sacks at Maryland. His eight sacks are the most by a Husker since Ross Dzuris had nine sacks in 2015. Davis is tied for the team lead with 11 tackles for loss.

**NEBRASKA FOOTBALL NCAA RECORDS**

**375**

CONSECUTIVE SELLOUTS

**108**

ACADEMIC ALL-AMERICANS

**50**

9-WIN SEASONS

**BOOTLE AND JACKSON BREAK UP OPPONENT PASSING GAMES**

Junior **Dicaprio Bootle** and senior **Lamar Jackson** team up to give Nebraska one of the Big Ten's top cornerback tandems. Jackson has three interceptions and a team-high 12 breakups in 2019. Bootle ranks second on the team with six breakups.

- Jackson is ninth in the nation in passes defended at 1.4 per game and is ninth nationally with 12 breakups. Jackson had his second interception of the season with 1:00 remaining against Northwestern. His pick and 11-yard return set up Nebraska's game-winning field goal.
- Jackson had a career-high four breakups against Northern Illinois, bettering his previous career high of two breakups. He has posted two breakups in three additional games this season.
- Jackson is one breakup shy of the top 10 in Nebraska single-season breakups. Jackson has 22 career breakups to rank in a tie for 10th on the Nebraska career chart.
- In addition to three interceptions, Jackson has two fumbles caused and one fumble recovery, giving him a hand in six takeaways this season.
- In 2018, Bootle broke up 15 passes and had 39 tackles in his first season as a starter. He ranked ninth nationally in breakups and 16th nationally in passes defended per game (1.3) in 2018.
- His 15 PBU were second on NU's season chart and were the most since Groce's 17 PBU in 2000.
- Bootle has 21 career pass breakups, leaving him just one PBU from the career top 10 list.
- Bootle earned third-team All-Big Ten honors last year, becoming the first Husker cornerback to be honored by the conference in four seasons.

Safety **Cam Taylor-Britt** is another play-maker in the secondary. Taylor-Britt began the season at corner before shifting to safety, and he is now back at cornerback. He has caused four fumbles this season, the most by a Husker in seven seasons. His four forced fumbles rank third in the nation. Taylor-Britt also has 45 tackles, four tackles for loss, 1.5 sacks, two interceptions and two pass breakups.

**FRESHMEN MAKE IMPACT ON OFFENSIVE LINE**

Nebraska, which has no seniors on its offensive line depth chart, has had three freshmen earn playing time on the line this season.

- Redshirt freshman **Cameron Jurgens** has started 11 games at center. He is the first freshman (true or redshirt) to start a game at center for NU since the NCAA restored freshmen eligibility in 1972.
- Jurgens, who spent the majority of his redshirt season working at tight end, also became only the sixth freshman offensive lineman (true or redshirt) to start a season opener for Nebraska.
- Redshirt freshman **Will Farniok** has played in three games at center for the Huskers. True freshman **Bryce Benhart** is Nebraska's No. 2 right tackle and has played in three games this season.

**FRESHMEN OFFENSIVE LINEMEN TO START A HUSKER SEASON OPENER (MODERN ERA)**

- Cameron Jurgens, Center (RFr., 2019)
- Nick Gates, Right Tackle (RFr., 2015)
- Tyler Moore, Right Tackle (True Fr., 2011)
- Jeremiah Sirls, Left Tackle (RFr., 2010)
- Marcel Jones, Right Tackle (RFr., 2008)
- Richie Incognito, Left Tackle (RFr., 2002)

**FROST RECEIVES TWO-YEAR CONTRACT EXTENSION**

On Saturday, Nov. 16, Nebraska Athletic Director Bill Moos and and Chancellor Ronnie Green announced a two-year contract extension for Head Coach Scott Frost. The original terms of Frost's contract will remain intact, with an extension from December 31, 2024, to December 31, 2026.

*"Two years ago, we had the tremendous opportunity to bring Scott Frost home to Nebraska to lead our football program into the future. We are even more committed to that decision today. Coach Frost has shown tremendous leadership in beginning to rebuild our football program. We appreciate that a change of this nature will not happen overnight. We are committed to Scott and the direction he is taking this program. Scott is the right coach at the right time for this program. We are excited for the heights to which he will take Nebraska football and the tremendous impact he will have in the development of our student-athletes."*

**FROST IN SECOND SEASON WITH HUSKERS**

**Scott Frost** is in his second season at Nebraska in 2019. The 2017 consensus national coach of the year, Frost boasts a 28-21 career record as a collegiate head coach.

- Nebraska finished with a 4-8 record in 2018, but five of the eight losses came by a combined 21 points. NU lost five games by five or fewer points, including a trio of three-point defeats. Nebraska won four of its final six games, and the two losses were a five-point loss at Ohio State and a three-point loss at Iowa. Eight of NU's 14 losses under Frost have been by seven or fewer points.

**HUSKER HIGHLIGHTS**

1

Nebraska football is the only team in any sport in NCAA history to boast 100 athletic All-Americans and 100 academic All-Americans.

3

Three Huskers have won the Heisman Trophy, all since 1972. Johnny Rodgers won in 1972, Mike Rozier in 1983 and Eric Crouch in 2001.

5

Nebraska has won five national titles: 1970, 1971, 1994, 1995 and 1997. The Huskers rank second with five national titles since 1970.

7

Nebraska ranks seventh in NCAA history with 902 all-time victories. The Huskers are one of only seven teams with 900 all-time wins.

9

NU ranks ninth nationally with a total of 24 former players and coaches (18 players, six coaches) enshrined in the College Football Hall of Fame.

26

Nebraska leads the nation with a former Husker on a Super Bowl roster for 26 consecutive years.

46

NU ranks second in NCAA history with 46 conference titles, including 33 unbeaten conference seasons.

50

Nebraska has won at least nine games in a season 50 times in its 130-year history, an NCAA record for most nine-win seasons.

53

Nebraska ranks third in NCAA history with 53 all-time bowl appearances.

108

Nebraska football has totaled 108 Academic All-Americans, the most of any team in any sport in NCAA history.

338

NU has totaled an NCAA-record 338 Academic All-Americans in all sports.

375

Memorial Stadium has been sold out for an NCAA-record 375 consecutive games dating back to Nov. 3, 1962.

**NEBRASKA FOOTBALL RANKINGS**

**4TH**

COACHES POLL TITLES

**7TH**

ALL-TIME WINS

**7TH**

AP POLL TITLES

HOME OF THE HUSKERS



Memorial Stadium's history dates back more than 90 years. In the fall of 1922, a drive for \$430,000 in stadium construction funds was undertaken by faculty, students, alumni and friends of the University.

The stadium was named Memorial Stadium to honor all Nebraskans who served in the Civil and Spanish-American Wars; the 751 Nebraskans who died in World War I; the 3,839 in World War II; the 225 in Korea; the 422 in Vietnam; and those in Iraq.

Construction was completed in a few more than 90 working days and Memorial Stadium was dedicated on Oct. 20, 1923, at the Homecoming game in which Nebraska was held to a scoreless tie by Kansas.

The field at Memorial Stadium was named Tom Osborne Field - after the Huskers' legendary Hall-of-Fame coach - in 1998, one year after Osborne's retirement following 25 years and 255 victories as head coach.

TOP 10 HOME CROWDS

RK.	DATE	OPPONENT	ATT.
1.	Sept. 20, 2014	Miami	91,585
2.	Sept. 14, 2013	UCLA	91,471
3.	Aug. 30, 2014	Fla. Atlantic	91,441
4.	Nov. 29, 2013	Iowa	91,260
5.	Sept. 27, 2014	Illinois	91,225
6.	Nov. 22, 2014	Minnesota	91,186
7.	Aug. 31, 2013	Wyoming	91,185
8.	Nov. 2, 2013	Northwestern	91,140
9.	Nov. 1, 2014	Purdue	91,107
10.	Oct. 25, 2014	Rutgers	91,088

TOP 5 SEASON ATTENDANCE

RK.	YEAR	GAMES	TOTAL	AVG.
1.	2014	7	638,744	91,249
2.	2013	8	727,466	90,933
3.	2016	7	631,402	90,200
4.	2015	7	629,986	89,998
5.	2017	7	628,583	89,798

LONGEST HOME WIN STREAKS

RK.	BEGAN	ENDED	WINS
1.	Oct. 19, 1991	Oct. 31, 1998	47
2.	Sept. 28, 1901	Oct. 20, 1906	33
3.	Nov. 27, 1998	Nov. 2, 2002	26
4.	Sept. 27, 1969	Nov. 23, 1972	23
5.	Oct. 3, 1981	Nov. 17, 1984	21

All streaks at Memorial Stadium, except for the 33-game streak from 1901 to 1906.

- In 13 seasons as a full-time assistant or head coach, Frost's teams have posted a 131-39 record, averaging 10 wins per season. Frost has been a part of seven conference championship teams and coached in two national championship games in his 12 seasons.
- Frost's teams have been ranked in the top 15 in 10 of his 12 seasons, including eight final top-10 rankings and six final top-five rankings.

ROSTER FULL OF YOUTH FOR 2019 HUSKERS

Nebraska features a youthful roster again in 2019, one year after the Huskers' 2018 freshman class made a significant impact.

- Among the 152 players on the Husker roster, 104 are underclassmen, with 76 freshmen and 28 sophomores. Overall, 69 percent of Nebraska's roster is comprised of underclassmen. Additionally, 102 of the 152 players on the roster have been added in Scott Frost's two seasons.

HUSKER STREAKS CONTINUE IN 2019 SEASON

Nebraska continues a pair of long team streaks in the 2019 season, while a veteran Husker is riding an impressive individual streak.

- The game against Iowa will mark Nebraska's 375th consecutive sellout. The sellout streak began in 1962 and is in its 57th year in 2019.
- Nebraska has scored in 306 consecutive games. The streak is the longest in school history, the seventh-longest in FBS history and the fifth-longest active streak.
- Junior wide receiver **JD Spielman** has a catch in each of his 32 career games. The 32-game streak is tied for the fourth-longest streak in school history.

FOUR PLAYERS SERVING AS 2019 TEAM CAPTAINS

Senior linebacker **Mohamed Barry**, senior defensive lineman **Darrion Daniels**, junior offensive lineman **Matt Farniok** and sophomore quarterback **Adrian Martinez** are serving as captains in 2019.

- Farniok's selection marked the seventh straight year an offensive lineman has served as captain.
- Martinez becomes just the second sophomore captain at Nebraska since at least 1930. The only other sophomore to serve as captain since 1930 was quarterback Joe Dailey in 2004.

RECORD SELLOUT STREAK CONTINUES

Nebraska has sold out every game at Memorial Stadium since Nov. 3, 1962, with Friday's game against Iowa representing an NCAA-record 375th consecutive sellout, 246 more than second-place Oklahoma. NU is 312-62 (.834) during the streak and overall attendance during the streak is more than 28 million fans.

LONGEST SELLOUT STREAKS IN NCAA HISTORY

RK.	SCHOOL	SELLOUTS
1.	Nebraska	375
2.	Oklahoma	129

NEBRASKA RANKS AMONG NATION'S ATTENDANCE LEADERS

Nebraska averaged 89,034 fans over seven home games in 2018 to rank 10th nationally in average attendance. The Huskers were ninth with a total season attendance of 623,240. This season Nebraska is averaging 89,400 fans through six home games.

- The Huskers have ranked in the top-15 nationally in average attendance every season since 2006. Nebraska has ranked in the top-20 nationally in average attendance every year this century.

NEBRASKA'S ATTENDANCE RANKINGS THIS DECADE

YEAR	AVG. ATTEN.	RANK
2018	89,034	10th
2017	89,798	10th
2016	90,200	10th
2015	89,998	11th
2014	91,249	10th
2013	90,933	9th
2012	85,517	12th
2011	85,267	12th
2010	85,664	11th

ALL-TIME LONGEST STREAKS WITHOUT BEING SHUT OUT

RK.	PLAYER	YEAR BEGAN	YEAR ENDED	GAMES
1.	Florida	1988	Active	395
2.	Michigan	1984	2014	365
3.	BYU	1975	2003	351
4.	TCU	1992	Active	344
5.	Virginia Tech	1995	Active	315
6.	Georgia	1995	Active	314
7.	Air Force	1992	2017	306
	<b>Nebraska</b>	<b>1996</b>	<b>Active</b>	<b>306</b>

### HUSKERS OWN BIG HOME-FIELD ADVANTAGE

Nebraska has won at least six home games in 24 of the past 32 seasons. Nebraska is 178-39 (.820) at home over the last 30 seasons.

- Since 1970, Nebraska has posted 41 perfect home seasons.
- The Huskers are 547-158-20 all-time in Lincoln (.768 in 130 years).
- Nebraska is 422-135-13 in Memorial Stadium (.752 in 96 years dating back to 1923).

### NEBRASKA AMONG TOP ALL-TIME PROGRAMS

Nebraska is playing its 130th season of football in 2019, and the Huskers boast a 902-394-40 all-time record (.690) in 1,336 games. The Huskers rank seventh all-time with 902 wins and are one of seven programs with 900 or more wins and one of 12 schools with more than 800 all-time victories.

- Nebraska joined the 900-win club at Illinois on Sept. 21, joining Michigan, Ohio State, Texas and Alabama in that club. Notre Dame and Oklahoma joined the elite club on Sept. 28.
- Since 1970, Nebraska owns a 468-152-5 record (.753), and the Huskers rank third nationally in wins over the last 50 years.
- NU boasts 27 10-win seasons in school history, including 24 since 1970. The Huskers also have 12 seasons with 11 or more wins, seven seasons with 12 or more wins and three 13-win seasons.
- The Huskers own 50 nine-win seasons, an NCAA record. Forty-two of those nine-win seasons have come since 1970 and 48 since 1962, 13 more than any other school.
- Nebraska was the first team in NCAA history to win 100 games in consecutive decades, leading the nation with 103 wins in the 1980s and ranking second with 108 wins in the 1990s.

### NEBRASKA NO. 2 IN CONFERENCE TITLES

Nebraska is one of only five schools in NCAA history that has won at least 40 conference championships, ranking second all-time with 46 conference titles. In 36 seasons (1962-97) under Hall-of-Fame coaches Bob Devaney (8) and Tom Osborne (13), the Huskers won 21 conference titles.

#### MOST CONFERENCE TITLES

RK.	TEAM	TOTAL
1.	Oklahoma	48
<b>2.</b>	<b>Nebraska</b>	<b>46</b>
3.	Michigan	42
4.	Ohio State	40
	USC	40

### HUSKERS RANK HIGH IN NATIONAL CHAMPIONSHIPS

Nebraska has won five national championships, including three outright titles (1971, 1994, 1995) and two shared championships (1970, 1997). In 1970, Nebraska was awarded the Associated Press national title, but was No. 3 in the coaches' poll behind No. 1 Texas and No. 2 Ohio State, both of whom lost their bowl games (the coaches' poll was voted on before bowl games). In 1997, undefeated Nebraska was voted No. 1 in the coaches' poll, while undefeated Michigan was No. 1 in the AP poll.

- Nebraska's four AP national championships rank seventh all-time.
- The Huskers' four coaches' poll national championships rank fourth all-time.

### NEBRASKA ALSO EXCELS IN THE CLASSROOM

Nebraska's rich tradition is not limited to the field, as the Huskers have been outstanding in the classroom as well.

- Nebraska owns the NCAA record with 338 CoSIDA Academic All-Americans across all sports.
- Husker football has produced 108 CoSIDA Academic All-Americans, the most of any single sport in NCAA history.
- Nebraska owns the NCAA record with 17 NCAA Top 10 Award Winners, which is considered the "Heisman Trophy" of academics.
- Nebraska football has produced nine NCAA Top 10 Award winners, the most of any single team in NCAA history.
- Nebraska recorded an all-time high in the NCAA Graduation Success Rate numbers released on Wednesday, Oct. 16. Nebraska's all-sports GSR rate of 93 percent marked the seventh consecutive year the Huskers GSR rate has improved.
- Nebraska junior defensive lineman Ben Stille was named to the CoSIDA Academic All District VII team in mid-November.

### NU UNVEILS GO BIG PROJECT



On Friday, Sept. 27 the University of Nebraska announced plans to embark on construction of a new athletic facility housing the Nebraska football program. The 'Go Big' project will provide Nebraska Athletics with a facility that will be the largest of its kind in the country.

- The new athletic complex will be approximately 350,000 square feet and will be constructed east and north of Memorial Stadium and will blend naturally into the University of Nebraska's flagship campus. The facility will be convenient and beneficial for all 600-plus Husker student-athletes, and help Nebraska provide the most comprehensive student-athlete experience in the country.
- Groundbreaking is expected to occur in the spring/summer of 2020 with completion of the new complex scheduled for the summer of 2022. The \$155 million project will link the new facility with Memorial Stadium and will also improve the fan experience at Memorial Stadium. Construction will include new vertical transportation for fans entering and exiting the North Stadium.
- The facility will provide the football program with a new locker room, strength and conditioning center, athletic medicine facility, equipment room, meeting rooms, coaches' offices and an additional outdoor practice facility. Plans for the building also include the training table and academic support facilities for student-athletes across all 24 Nebraska sports.
- The last major facility construction for the Nebraska football program was completed in 2006 with the opening of the Tom and Nancy Osborne Athletic Complex. Since that time, every Big Ten school has opened new football facilities or are in the planning stages of constructing a new facility.
- The current football facilities were built to accommodate a roster of approximately 125 players. Nebraska's 2019 roster has more than 150 student-athletes creating a need for an expanded locker room, weight room, athletic medicine and meeting spaces. Nebraska owns the largest roster in the Power Five ranks this season and trails only the service academies among FBS schools.

**COACHING LEDGER**

**NEBRASKA (2018-19)**

- Head Coach (9-14 Record)

**CENTRAL FLORIDA (2016-17)**

- Head Coach (19-7 Record)

**OREGON (2009-15)**

- Offensive Coordinator (2013-15)
- Assistant Coach (WR) (2009-12)

**NORTHERN IOWA (2007-08)**

- Co-Defensive Coordinator (2008)
- Assistant Coach (LB) (2007)

**KANSAS STATE (2006)**

- Graduate Assistant

**NEBRASKA (2002)**

- Graduate Assistant

**YEARLY TEAM RECORDS**

YEAR	TEAM (ROLE)	RECORD
2007	Northern Iowa (AC)	12-1
2008	Northern Iowa (DC)	12-3
2009	Oregon (AC)	10-3
2010	Oregon (AC)	12-1
2011	Oregon (AC)	12-2
2012	Oregon (AC)	12-1
2013	Oregon (OC)	11-2
2014	Oregon (OC)	13-2
2015	Oregon (OC)	9-3
2016	UCF (HC)	6-7
2017	UCF (HC)	13-0
2018	Nebraska (HC)	4-8
2019	Nebraska (HC)	5-6
<b>HEAD COACHING RECORD</b>		<b>28-21</b>
<b>OVERALL RECORD</b>		<b>131-39</b>

**YEARLY TEAM RANKINGS**

YEAR	TEAM (ROLE)	RANK
2007	UNI (AC)	4th
2008	UNI (DC)	4th
2009	Oregon (AC)	11th
2010	Oregon (AC)	3rd
2011	Oregon (AC)	4th
2012	Oregon (AC)	2nd
2013	Oregon (OC)	9th
2014	Oregon (OC)	2nd
2015	Oregon (OC)	14th
2016	UCF (HC)	NR
2017	UCF (HC)	6th
2018	Nebraska (HC)	NR

**CONFERENCE TITLES (7)**

YEAR	TEAM	CONFERENCE
2007	UNI (AC)	Gateway
2008	UNI (DC)	Missouri Valley
2009	Oregon (AC)	Pac-10
2010	Oregon (AC)	Pac-10
2011	Oregon (AC)	Pac-12
2014	Oregon (OC)	Pac-12
2017	UCF (HC)	American

**PLAYING LEDGER**

**NATIONAL FOOTBALL LEAGUE**

- 3rd-Round Pick in 1998 NFL Draft
- 6-Year NFL Career at Safety

**NEBRASKA (1995-97)**

- 1995 & 1997 National Champion
- 24-2 Record as Starting Quarterback
- 1996 Big 12 Newcomer of the Year

**STANFORD (1993-94)**

- Two-Way Starter at Quarterback & Safety

**HEAD COACH SCOTT FROST**



**HISTORIC TURNAROUND AT UCF**

At UCF, Frost produced the greatest two-year turnaround in college football history, inheriting an 0-12 team and leading the Knights to a 13-0 record just two years later.

- In his first season in 2016, Frost made history as the only first-time head coach in FBS history to make a bowl game with a team that was winless the previous season.
- UCF tied for the national lead with a six-win improvement from the 2015 to 2016 season. The Knights then ranked third nationally after improving by seven wins from the 2016 to 2017 season.
- The Knights' seven-win improvement from 2016 to 2017 ranked 11th in NCAA history and marked just the second time ever a bowl team improved by more than six wins the next season.
- UCF was the American Athletic Conference and Peach Bowl champions and was the only FBS team to go undefeated in 2017.
- Frost called UCF's plays, orchestrating the greatest two-year offensive turnaround in NCAA history. The Knights went from last to fifth in total offense, improving their output by more than 260 yards per game. UCF also went from third-to-last to first in scoring offense, improving by nearly 35 points per game.

**13-0 AS A PLAYER & COACH**

In his second year as a head coach, Scott Frost guided UCF to a 13-0 record in 2017, when the Knights were the nation's only undefeated team.

- Frost became the fourth coach in FBS history to post a 13-0 record or better in either his first or second season as a head coach. Among that quartet, Frost is the only coach who inherited a team that won fewer than five games, as UCF went 0-12 the year before Frost's arrival.
- Frost is one of only seven active FBS head coaches who has posted a 13-0 season or better, joining Jimbo Fisher, Gary Patterson, Chris Petersen, Nick Saban, Dabo Swinney and Kyle Whittingham.
- Frost also led Nebraska to a 13-0 record and a national title as the Huskers' starting quarterback in 1997. Frost was the first person in NCAA history to be part of a 13-0 season as both a player and a head coach.

**NATIONAL COACH OF THE YEAR**

Frost was the consensus choice as the 2017 national coach of the year, earning the honor from at least eight different organizations.

- Frost won the 2017 Paul "Bear" Bryant Award as the national coach of the year. He joined Chris Petersen (2006 & 2009, Boise State) as the only coaches in the 32-year history of the award to win the honor while coaching a team outside of a Power Five Conference.
- Frost was also the AP Coach of the Year, becoming the sixth coach to win the award in his first or second season as a head coach.

**FROST A TOP OFFENSIVE COACH**

For each of the last 10 years, Scott Frost has either been an offensive assistant, offensive coordinator or head coach who calls the offensive plays. During that time, he has consistently proven to be one of the nation's finest offensive coaches.

- In 10 seasons coaching offense, Frost has worked with eight units that finished in the top 10 nationally in scoring, including seven that ranked in the top five.
- Frost has also been a part of seven teams that ranked in the top 10 nationally in total offense the past 10 seasons.

**FROST A PROVEN WINNER**

Frost is a proven winner. In his 12-year full-time coaching career, Frost's teams have combined for a 131-39 record.

- Frost has averaged more than 10 wins per season and has been a part of seven 12-win teams.
- He has won seven conference titles in 12 years.
- Frost has coached in two national title games and his teams have finished with a top-10 ranking eight times in the past 12 years.
- In two seasons as UCF's head coach, the Knights were the nation's most improved team in 2016 and were the only FBS team to go undefeated in 2017.
- As a Husker quarterback, Frost was a two-time national champion who helped NU to a 36-2 record, including a 24-2 mark as a starter.
- Frost is one of four active head coaches who won a national title as a player and is the only coach who won multiple national titles.

# NEBRASKA ASSISTANT COACHES



**TROY WALTERS**  
OFFENSIVE COORDINATOR  
WIDE RECEIVERS

- 2nd Season at Nebraska
- 11th Career Season
- 5th Year as an Offensive Coord.

Walters has coordinated a top-25 offense each of the past two seasons. He led NU to the nation's seventh-best offensive improvement in 2018, one year after Walters coordinated the greatest offensive turnaround in NCAA history at UCF. As a player, Walters is the Pac-12's all-time leading receiver, 1999 Biletnikoff Award winner and eight-year NFL wideout, Walters has produced seven 1,000-yard receivers in his nine years coaching wide receivers.



**ERIK CHINANDER**  
DEFENSIVE COORDINATOR

- 2nd Season at Nebraska
- 17th Career Season
- 4th Year as an Defensive Coord.

Nebraska improved in nearly every statistical category in Chinander's first season. A former NFL assistant, Chinander earned a nomination for the Broyles Award at UCF in 2016, when his defense was the primary reason the Knights qualified for a bowl game one year after a winless campaign. The defense then preserved UCF's perfect season in 2017 with a pair of game-clinching interceptions in the conference championship game and the Peach Bowl.



**GREG AUSTIN**  
OFFENSIVE LINE

- 2nd Season at Nebraska
- 10th Career Season
- 2 Years of NFL Experience

A former All-Big 12 Husker lineman, Austin has coached the offensive line at the Power Five (Oregon, Nebraska) and NFL (Philadelphia) levels. In 2018, NU boasted the No. 2 most-improved rushing attack in the country and had two All-Big Ten picks.



**JOVAN DEWITT**  
OUTSIDE LINEBACKERS  
SPECIAL TEAMS COORD.

- 2nd Season at Nebraska
- 21st Career Season
- 9 Years as a Defensive Coord.

Dewitt helped each of NU's outside linebackers post career highs in tackles in 2018. At UCF, Dewitt coached NFL Draft pick and conference defensive player of the year Shaquem Griffin, who had only nine career tackles before Dewitt's arrival.



**SEAN BECKTON**  
TIGHT ENDS

- 2nd Season at Nebraska
- 24th Career Season
- 21 Years of Collegiate Experience

Beckton is a veteran and versatile coach, having developed NFL draft picks at three different positions - cornerback, wide receiver and tight end. Under Beckton, every Husker tight end set career highs in receptions and receiving yards in 2018.



**TRAVIS FISHER**  
DEFENSIVE BACKS

- 2nd Season at Nebraska
- 7th Career Season

Fisher is a rising star following a nine-year NFL career. He helped Mike Hughes become a 2018 first-round draft pick after his only year at UCF. Dicaprio Bootle posted the second-most pass breakups in NU history in 2018, while NU had its most breakups as a team since 2012.



**RYAN HELD**  
RUNNING BACKS

- 2nd Season at Nebraska
- 20th Career Season
- 13 Years as a Head Coach

Held won two national titles as a Husker and two as a coach (Nebraska & Tennessee). He has coached a back ranked in the top 15 in yards per carry each of the last two seasons, after Devine Ozigbo ranked seventh nationally with 7.0 yards per carry in 2018.



**BARRETT RUUD**  
INSIDE LINEBACKERS

- 2nd Season at Nebraska
- 5th Career Season

In 2018, Ruud helped Mo Barry post the most tackles by a Husker since 2012. One of the nation's top young coaches, Ruud is NU's all-time leading tackler, and he posted four straight 100-tackle seasons for the Tampa Bay Buccaneers as part of his eight-year NFL career.



**MARIO VERDUZCO**  
QUARTERBACKS

- 2nd Season at Nebraska
- 43rd Career Season
- 33 Years of Collegiate Experience

Verduzco was a nominee for the Broyles Award in 2018 after Adrian Martinez was the second true freshman in NCAA history to average 200 yards passing and 50 yards rushing. In 2017, UCF's McKenzie Milton ranked second nationally in pass efficiency.



**TONY TUIOTI**  
DEFENSIVE LINE

- 1st Season at Nebraska
- 17th Career Season
- 2 Years of NFL Experience

The lone new addition to Nebraska's full-time staff, Tuioti boasts NFL experience and has coached at two of the six winningest programs in NCAA history (Nebraska and Michigan). Last season at Cal, he helped the Bears rank 15th nationally in total defense.

## GAME DAY COACHING SPOTS

### SIDELINES

- Scott Frost, Head Coach
- Greg Austin, Defensive Line
- Sean Beckton, Tight Ends
- Erik Chinander, Defensive Coordinator
- Travis Fisher, Defensive Backs
- Ryan Held, Running Backs
- Barrett Ruud, Inside Linebackers

### COACHES BOOTH

- Jovan Dewitt, OLBs/Special Teams Coord.
- Tony Tuioti, Defensive Line
- Mario Verduzco, Quarterbacks
- Troy Walters, Offensive Coordinator/WRs

## NEBRASKA SUPPORT STAFF

### STRENGTH COACHES

- Zach Duval, Head Strength Coach
- Mike Arthur, Assistant Strength Coach
- Jasen Carlson, Assistant Strength Coach
- Dan Millington, Assistant Strength Coach
- Andrew Strop, Assistant Strength Coach

### FOOTBALL ADMINISTRATION

- Gerrod Lambrecht, Chief of Staff
- Matt Davison, Associate A.D. - Football
- Andrew Sims, Assoc. Dir. of Football Oper.
- Joni Duff, Football Administrative Assistant

### ANALYSTS & QUALITY CONTROL

- Frank Verducci, Senior Offensive Analyst
- Mike Cassano, Offensive Analyst
- Dustin Haines, Offensive Analyst
- Jack Cooper, Defensive Quality Control
- Steve Cooper, Offensive Quality Control
- Zach Crespo, Special Teams Quality Control
- Steve Demeo, Assistant Quality Control

### PLAYER PERSONNEL & RECRUITING

- Sean Dillon, Director of Player Personnel
- Ryan Callaghan, Asst. Dir. of Player Personnel
- Ron Brown, Director of Player Development
- Kenny Wilhite, Director of High School Relations
- Trent Mossbrucker, Dir. of Recruiting & Admin.
- Jessica Stinger, Dir. of On Campus Recruiting

### GRADUATE ASSISTANTS

- Demeitre Brim
- Colby Ellis
- Ryan Feder
- Tony Washington Jr.

### GRADUATE MANAGERS & INTERNS

- Cole Ashby, Graduate Manager
- Sean Beckton Jr., Performance Intern
- Ryan Teifer, Performance Intern

### FOOTBALL VIDEO & CREATIVE STAFF

- Matt Haron, Director of Video Technology
- Ryan Voecks, Video Coordinator
- Orah Garst, Dir. of Creative & Engagement
- CJ Campbell, Director of Graphic Design

### OTHER STAFF

- Jay Terry, Assistant A.D. - Equipment Operations
- Mark Mayer, Head Football Athletic Trainer
- Dave Ellis, Director of Performance Nutrition

# 2019 NEBRASKA SEASON NOTEBOOK

## SCHEDULE NOTES

- Nebraska faces seven teams that made a bowl game in 2018, including three defending conference division champions. The Huskers played both 2018 Big Ten division champs close on the road last fall, suffering a three-point overtime loss at West Division champion Northwestern and a five-point loss at East Division champion Ohio State. NU also faced Northern Illinois, the 2018 MAC East Division champion.
- Nebraska plays five teams that appeared in the Associated Press top-25 poll at least once last season: Colorado (as high as No.19), Ohio State (as high as No. 2), Northwestern (as high as No. 20), Wisconsin (as high as No. 4) and Iowa (as high as No. 18).
- Nebraska faced Maryland and Coach Michael Locksley on Nov. 23. That was the fourth team Nebraska has faced with a first-year coach in 2019: Colorado (Mel Tucker); Northern Illinois (Thomas Hammock); Ohio State (Ryan Day).
- After playing 12 consecutive weeks during the 2018 season, Nebraska had a pair of byes (Oct. 19 and Nov. 9) in 2019. The previous time Nebraska had two byes in the same season was in 2014.

## COACHING STAFF NOTES

- **Scott Frost** is in his fourth season as a head coach in 2019. Frost is one of four former Husker players to return to the Nebraska sideline as head coach, and he is one of 19 FBS head coaches leading their coach alma maters in 2019.
- Nebraska's staff also includes former Huskers **Greg Austin** (2003-06), **Ryan Held** (1993-96) and **Barrett Ruud** (2001-04).
- Frost is one of only four FBS head coaches who won a national title as a player. Both Frost (1995 & 1997) and Ryan Held (1994 & 1995) were two-time national champions at Nebraska.
- Frost and nine of his 10 assistant coaches are in their fourth consecutive season working together, including two seasons at UCF.
- The lone new addition to the staff is defensive line coach **Tony Tuioti**, who came to Nebraska after spending the past two seasons at Cal.
- Frost was the consensus choice as the 2017 national coach of the year, while offensive coordinator **Troy Walters** was a finalist for the 2017 Broyles Award. Defensive coordinator **Erik Chinander** was a nominee for the 2016 Broyles Award and quarterbacks coach **Mario Verduzco** was a Broyles Award nominee in 2018.
- Walters, the all-time leading receiver in Pac-12 history, was the 1999 Biletnikoff Award winner as the nation's top receiver. He is the only Biletnikoff Award winner currently coaching in college football.

## ROSTER NOTES

- Nebraska's roster features 152 players. NU is believed to have the largest roster of any non-service academy in the country.
- The roster features players from 29 states, including 69 homegrown Huskers.
- Behind Nebraska, the most common states are: Georgia (8), Colorado (7), Florida (7), Texas (6), Arizona (5), California (5), Iowa (5), Missouri (5).
- The roster features 58 newcomers, including 46 true freshmen and 11 transfers including five FBS transfers, four from Power Five programs.
- More than two-thirds of the Husker roster is underclassmen, as 104 of the 152 players are either freshmen or sophomores (68 percent).
- Nebraska has 76 freshmen on its roster, more than the sophomore, junior and senior classes combined. Fifty-one percent of NU's roster is freshmen, the fifth-highest total of any FBS team behind Oklahoma State, UCLA, Virginia Tech and Coastal Carolina, respectively.
- NU's 76 freshmen are the most of any non-service academy team and are six more than the next closest team (Oklahoma State, 72).
- Of the 152 players on the roster, 103 have joined the program since Scott Frost was hired as head coach in December of 2017 (66 percent).
- Nebraska has five sets of brothers on its 2019 roster (Brant & Brig Banks; Damion & Darrion Daniels; Carlos & Khalil Davis; Matt & Will Farniok; and Connor & Corbin Ruth). The five sets of brothers ties Clemson for the most brothers on any FBS roster.

## ACADEMIC NOTES

- The Husker football program has produced more CoSIDA Academic All-Americans (108) than any other sport in NCAA history.
- A total of 16 Huskers are playing the 2019 season as graduates. That total ranks fourth in the FBS and leads all Big Ten schools.

### HUSKERS WHO HAVE EARNED DEGREES

- » Avery Anderson
- » Fyn Anderson
- » Mohamed Barry
- » Tony Butler
- » Darrion Daniels
- » Carlos Davis
- » Khalil Davis
- » Austin Hemphill
- » Reid Karel
- » Eric Lee Jr.
- » Wyatt Mazour
- » DaiShon Neal
- » Kanawai Noa
- » Jeremiah Stovall
- » Chase Urbach
- » Vaha Vainuku

- Nine more Huskers are on track to graduate in December. If that happens, 22 members of the 24-player senior class - and three juniors - will have earned their degrees by bowl season.

## HUSKERS IN THE NFL



Nebraska has a long-standing tradition of being one of the leading programs in putting players into the National Football League.

As of Sept. 20, 24 Huskers are currently on NFL rosters. The group is led by four-time All-Pro and five-time Pro Bowl selection Ndamukong Suh, who is in his first season with the Tampa Bay Buccaneers. Linebacker Lavonte David also plays for Tampa Bay and has more than 750 tackles in six NFL seasons. David is a three-time All-Pro.

- Nebraska has had more than 400 players see action in the National Football League.
- Nebraska ranks seventh in NFL Draft history with 359 all-time picks.
- At least one Husker was selected in 56 consecutive NFL Drafts from 1963 to 2017, the fifth-longest streak in NFL history.
- Two or more Huskers were taken in every NFL Draft from 1963 to 2016, the longest such streak in Draft history.
- A former Husker has appeared on a Super Bowl roster for 26 consecutive years, the longest streak in the nation.

PLAYER, POS.	TEAM
Ameer Abdullah, RB	Minnesota Vikings
Freedom Akinmoladun, DE	New York Giants (PS)
Prince Amukamara, DB	Chicago Bears
Rex Burkhead, RB	New England Patriots
Cethan Carter, TE	Cincinnati Bengals
Maliek Collins, DT	Dallas Cowboys
Will Compton, LB	Oakland Raiders
Lavonte David, LB	Tampa Bay Bucs
Quincy Enunwa, WR	New York Jets (IR)
Nick Gates, OL	New York Giants
Nathan Gerry, LB	Philadelphia Eagles
Luke Gifford, LB	Dallas Cowboys
Randy Gregory, DE	Dallas Cowboys
Richie Incognito, OL	Oakland Raiders
Andy Janovich, FB	Denver Broncos
Chris Jones, DB	Arizona Cardinals (PS)
Joshua Kalu, CB	Tennessee Titans
Sam Koch, P	Baltimore Ravens
Alex Lewis, OL	New York Jets
Spencer Long, OL	Buffalo Bills
Brett Maher, K	Dallas Cowboys
Stanley Morgan Jr., WR	Cincinnati Bengals
Devine Ozigbo, RB	Jacksonville Jaguars
Brent Qvale, OL	New York Jets
Ndamukong Suh, DT	Tampa Bay Bucs



# THE IOWA HAWKEYES (8-3)

## IOWA HAWKEYES (8-3)



**HEAD COACH  
KIRK FERENTZ**

- 160-104 (at Iowa)
- 172-125 (Career Record)
- 5-5 vs. Nebraska

### 2019 SCHEDULE

Aug. 31	Miami (Ohio) (W, 38-14)
Sept. 7	Rutgers (W, 30-0)
Sept. 14	at Iowa State (W, 18-17)
Sept. 28	Middle Tennessee St. (W, 48-3)
Oct. 5	at Michigan (L, 3-10)
Oct. 12	Penn State (L, 12-17)
Oct. 19	Purdue (W, 26-20)
Oct. 26	at Northwestern (W, 20-0)
Nov. 9	at Wisconsin (L, 22-24)
Nov. 16	at Minnesota (W, 23-19)
Nov. 23	Illinois (W, 19-10)
Nov. 29	at Nebraska

Iowa is coming off a 19-10 win over Illinois. Quarterback Nate Stanley threw for a season-high 308 yards, and the Hawkeye defense forced three turnovers in the win over the Fighting Illini.



Stanley is averaging 239.9 passing yards a game and has thrown 14 touchdowns this season. His top target is Ihmir Smith-Marsette, who has 654 yards and four touchdowns. On the ground, Mekhi Sargent leads the team with 488 yards and four touchdowns.

The Hawkeyes rank first in the conference and sixth in the country in red zone offense, having scored 35 times on 37 attempts (95 percent) this season.

On defense Kristian Welch has a team-high 70 total tackles, including 38 solo stops. A.J. Epenesa has a team-best 7.0 sacks and is adding 8.5 tackles for loss.

STATISTICAL RANKING COMPARISON						
NEB	CONF.	NAT.	CATEGORY	NAT.	CONF	IOWA
205.0	3rd	30th	Rushing Offense	101st	10th	131.7
222.8	9th	76th	Passing Offense	59th	6th	242.2
427.8	5th	53rd	Total Offense	95th	9th	373.9
28.4	8th	73rd	Scoring Offense	102nd	11th	23.5
184.7	10th	87th	Rushing Defense	22nd	6th	114.3
210.0	8th	47th	Passing Defense	20th	5th	191.8
394.7	10th	71st	Total Defense	13th	5th	306.1
27.8	11th	67th	Scoring Defense	5th	2nd	12.2
42%	6th	50th	3rd-Down Offense	65th	9th	40%
41%	12th	81st	3rd-Down Defense	47th	8th	37%
74%	13th	116th	Red Zone Offense	6th	1st	95%
91%	14th	121st	Red Zone Defense	31st	5th	78%
39.55	3rd	38th	Net Punting	45th	6th	39.02
8.53	4th	50th	Punt Returns	43rd	2nd	9.38
44.8	5th	22nd	Penalty Yards	4th	1st	31.7
0.00	8th	63rd	Turnover Margin	26th	4th	0.55

### NEBRASKA TEAM STATS

<b>RUSHING</b>	<b>PASSING</b>	<b>TOTAL YARDS</b>
NU 205.0 YDS ●●●●●	222.8 YDS ●●●●●	427.8 YDS ●●●●●
OPP 184.7 YDS ●●●●●	210.0 YDS ●●●●●	394.7 YDS ●●●●●
<b>SCORING</b>	<b>RED ZONE SCORES</b>	<b>3RD-DOWNS</b>
NU 28.4 PPG ●●●●●	74% ●●●●●	42% ●●●●●
OPP 27.8 PPG ●●●●●	91% ●●●●●	41% ●●●●●

### IOWA TEAM STATS

<b>RUSHING</b>	<b>PASSING</b>	<b>TOTAL YARDS</b>
IOWA 131.7 YDS ●●●●●	242.2 YDS ●●●●●	373.9 YDS ●●●●●
OPP 114.3 YDS ●●●●●	191.8 YDS ●●●●●	306.1 YDS ●●●●●
<b>SCORING</b>	<b>RED ZONE SCORES</b>	<b>3RD-DOWNS</b>
IOWA 23.5 PPG ●●●●●	95% ●●●●●	40% ●●●●●
OPP 12.2 PPG ●●●●●	78% ●●●●●	37% ●●●●●

### SERIES HISTORY

Nebraska and Iowa have met 49 times, dating back to 1891. The Huskers lead the series 29-17-3. In 2011, the border rivalry intensified when the two programs began the Heroes Game tradition, with the first meeting as Big Ten opponents. While the Huskers own the overall series edge, the Hawkeyes have gotten the better of the Huskers lately. Iowa has won the last four games in the series, including a 31-28 win in Iowa City last season. Nebraska overcame a 28-13 fourth-quarter deficit to tie it at 28, but Iowa hit a 41-yard field goal as time expired.

With a win today, the Hawkeyes would win five straight games in the series, extending their longest win streak of the series. The Huskers are looking to pick up their first win over the Hawkeyes since 2014, when NU rallied from 17 points down in the second half, tying the largest road comeback in school history. The Huskers won 37-34 in overtime.

### IOWA FOOTBALL

Iowa has fielded a football team since 1889 and has an all-time record of 658-560-39. The Hawkeyes have a bowl record of 16-15-1. Most recently, UI beat No. 18 Mississippi State, 27-22, in the Outback Bowl following the 2018 season. Iowa claims five national titles, most recently in 1960. The Hawkeyes have won 11 Big Ten titles, most recently in 2004. UI also won the Big Ten West Division in 2015. Iowa has produced 27 consensus All-Americans and 223 first-team All-Big Ten Selections.

- **First Season:** 1899
- **All-Time Record:** 658-560-39
- **Big Ten Titles:** 11
- **National Titles:** 5
- **Stadium:** Kinnick Stadium
- **Location:** Iowa City, Iowa
- **Enrollment:** 32,948
- **Conference:** Big Ten
- **Colors:** Black & Gold

### HAWKEYE STAT LEADERS

PASSING	CMP-ATT-INT	PCT	YDS	TD
Nate Stanley	208-348-6	59.8	2,639	14
Spencer Petras	6-10-0	60.0	25	0

RUSHING	ATT.	YDS	YPC	TD
Mekhi Sargent	109	488	4.5	4
Tyler Goodson	103	474	4.6	3
Toren Young	74	408	5.5	1

RECEIVING	REC.	YDS	YPC	TD
Ihmir Smith-Marsette	41	654	16.0	4
Nico Ragaini	41	373	9.1	2
Tyrone Tracy	34	569	16.7	3
Brandon Smith	33	407	12.3	4
Tyler Goodson	21	146	7.0	0

TACKLES	SOLO	ALL	TFL	SACKS
Kristian Welch	38	70	6.0	3.0
Jack Koerner	38	62	0.0	0.0
Geno Stone	40	57	3.0	1.0
Djimon Colbert	32	55	1.5	0.0

PUNTING	NO.	YDS	AVG.	LG	I20
Michael Sleep-Dalton	47	1,987	42.3	63	18

FIELD GOALS	MADE	ATT	PCT.	LG
Keith Duncan	27	32	84.4	49

# THE LAST TIME AN INDIVIDUAL...

## OFFENSE

### 100 YARDS RUSHING

**Nebraska:** Dedrick Mills (188) vs. Wisconsin (Nov. 16, 2019)  
**Opponent:** Jonathan Taylor (204), vs. Wisconsin (Nov. 16, 2019)

### 200 YARDS RUSHING

**Nebraska:** Ameer Abdullah (225), vs. Rutgers (Oct. 25, 2014)  
**Opponent:** Jonathan Taylor (204), vs. Wisconsin (Nov. 16, 2019)

### 300 YARDS RUSHING

**Nebraska:** Roy Helu Jr. (307), vs. Missouri (Oct. 30, 2010)  
**Opponent:** Melvin Gordon (408), at Wisconsin (Nov. 15, 2014)

### 4 RUSHING TOUCHDOWNS

**Nebraska:** Ameer Abdullah (4), at Northwestern (Oct. 18, 2014)  
**Opponent:** Melvin Gordon (4), at Wisconsin (Nov. 15, 2014)

### MORE THAN 4 RUSHING TOUCHDOWNS

**Nebraska:** Calvin Jones (6), at Kansas (Nov. 9, 1991)  
**Opponent:** Chris Brown (6), at Colorado (Nov. 23, 2001)

### 300 YARDS PASSING

**Nebraska:** Adrian Martinez (327), at Illinois (Sept. 21, 2019)  
**Opponent:** Peyton Ramsey (351), Indiana (Oct. 26, 2019)

### 400 YARDS PASSING

**Nebraska:** Tanner Lee, at Purdue (431), Oct. 28, 2017  
**Opponent:** Clayton Thorson (455), at Northwestern (Oct. 13, 2018)

### 500 YARDS PASSING

**Nebraska:** Joe Ganz (510), vs. Kansas State (Nov. 10, 2007)  
**Opponent:** Tim Rattay (590), Louisiana Tech (Aug. 29, 1998)

### 30 COMPLETIONS

**Nebraska:** Tanner Lee (32), at Purdue (Oct. 28, 2017)  
**Opponent:** Clayton Thorson (41), at Northwestern (Oct. 13, 2018)

### 40 COMPLETIONS

**Nebraska:** Never Happened  
**Opponent:** Clayton Thorson (41), at Northwestern (Oct. 13, 2018)

### 4 PASSING TOUCHDOWNS

**Nebraska:** Ryker Fyfe (4), at Purdue (Oct. 31, 2015)  
**Opponent:** J.T. Barrett (5), Ohio St. (Oct. 14, 2017)

### MORE THAN 4 PASSING TOUCHDOWNS

**Nebraska:** Joe Ganz (7), vs. Kansas St. (Nov. 10, 2007)  
**Opponent:** J.T. Barrett (5), Ohio State, Oct. 14, 2017

### TD PASS BY A NON-QUARTERBACK

**Nebraska:** De'Mornay Pierson-El (WR), at Northwestern (Oct. 18, 2014)  
**Opponent:** Tommy Saunders (WR), at Missouri (Oct. 6, 2007)

### 10 RECEPTIONS

**Nebraska:** Stanley Morgan Jr. (10), vs. Minnesota (Oct. 20, 2018)  
**Opponent:** Whop Philyor (14), vs. Indiana (Oct. 26, 2019)

### 100 RECEIVING YARDS

**Nebraska:** JD Spielman (104), at Maryland (Nov. 23, 2019)  
**Opponent:** Whop Philyor (178), vs. Indiana (Oct. 26, 2019)

### 200 RECEIVING YARDS

**Nebraska:** JD Spielman (209), at Wisconsin (Oct. 6, 2018)  
**Opponent:** Flynn Nagel (220), at Northwestern (Oct. 13, 2018)

### 3 RECEIVING TOUCHDOWNS

**Nebraska:** Brandon Kinnie (3), at Oklahoma State (Oct. 23, 2010)  
**Opponent:** Dezmon Briscoe (3), at Kansas (Nov. 3, 2007)

### 500 TOTAL OFFENSE YARDS

**Nebraska:** Joe Ganz (521), at Colorado (Nov. 23, 2007)  
**Opponent:** Tim Rattay (568), Louisiana Tech (Aug. 29, 1998)

## LONG OFFENSIVE PLAYS

### 60-YARD RUN

**Nebraska:** Maurice Washington (60, TD) vs. No. Illinois (Sept. 14, 2019)  
**Opponent:** Reggie Corbin (66, TD) at Illinois (Sept. 21, 2019)

### 70-YARD RUN

**Nebraska:** Taylor Martinez (76, TD) vs. Wisconsin (Dec. 1, 2012)  
**Opponent:** Jonathan Taylor (88, TD), at Wisconsin (Oct. 6, 2018)

### 80-YARD RUN

**Nebraska:** Taylor Martinez (92, TD) at UCLA (Sept. 8, 2012)  
**Opponent:** Jonathan Taylor (88, TD), at Wisconsin (Oct. 6, 2018)

### 90-YARD RUN

**Nebraska:** Taylor Martinez (92, TD) at UCLA (Sept. 8, 2012)  
**Opponent:** Ell Roberson (91, TD), Kansas St. (Nov. 16, 2002)

### 60-69 YARD PASS

**Nebraska:** Martinez to Spielman (65, TD) at Colorado, (Sept. 7, 2019)  
**Opponent:** Morgan to Autman-Bell (69), Minnesota (Oct. 20, 2018)

### 70-79 YARD PASS

**Nebraska:** Martinez to Washington (75, TD) at Colorado (Sept. 7, 2019)  
**Opponent:** Beathard to McCarron (77, TD), at Iowa (Nov. 25, 2016)

### 80-89 YARD PASS

**Nebraska:** Lee to Morgan Jr. (80, TD) vs. Wisconsin (Oct. 7, 2017)  
**Opponent:** Blough to Yancey (88, TD), Purdue (Oct. 22, 2016)

### 90-99 YARD PASS

**Nebraska:** Armstrong Jr. to Enunwa (99, TD) vs. Georgia (Jan. 1, 2014)  
**Opponent:** Montez to Nixon (96, TD) at Colorado (Sept. 7, 2019)

## DEFENSE

### 10 TACKLES

**Nebraska:** M. Barry (12), Will Honas (12), vs. Wisconsin (Nov. 16, 2019)  
**Opponent:** Keandre Jones (10), at Maryland (Nov. 23, 2019)

### 20 TACKLES

**Nebraska:** Lee Kunz (23), at Oklahoma (Nov. 25, 1977)  
**Opponent:** Michael Boley (20), Southern Miss (Sept. 11, 2004)

### 3.0 OR MORE SACKS

**Nebraska:** Randy Gregory (3.0), at Michigan (Nov. 9, 2013)  
**Opponent:** Mustaf Johnson (3.0), at Colorado (Sept. 7, 2019)

### 5 OR MORE TFLs

**Nebraska:** Cianté Evans (5), vs. Northwestern (Nov. 2, 2013)  
**Opponent:** Gelen Robinson (6), at Purdue (Oct. 28, 2017)

### 5 PASS BREAKUPS

**Nebraska:** Dicaprio Bootle (5), at Michigan (Sept. 22, 2018)  
**Opponent:** Never Happened

### 2 INTERCEPTIONS

**Nebraska:** Eric Lee Jr. (2), vs. South Alabama (Aug. 31, 2019)  
**Opponent:** Jeff Okudah (2), vs. Ohio State (Sept. 28, 2019)

### MORE THAN 2 INTERCEPTIONS

**Nebraska:** Matt O'Hanlon (3), vs. Oklahoma (Nov. 7, 2009)  
**Opponent:** Anthony Brown (3), at Purdue (Oct. 31, 2015)

### RETURNED AN INTERCEPTION FOR A TOUCHDOWN

**Nebraska:** Eric Lee Jr. (38 yards) vs. South Alabama (Aug. 31, 2019)  
**Opponent:** Chris Orr (78 yards), Wisconsin (Oct. 7, 2017)

### RETURNED A FUMBLE FOR A TOUCHDOWN

**Nebraska:** Alex Davis (0 yards) vs. South Alabama (Aug. 31, 2019)  
**Opponent:** Earnest Brown IV (10 yards), at Northwestern (Oct. 13, 2018)

**SPECIAL TEAMS****PUNT RETURN TOUCHDOWN**

**Nebraska:** JD Spielman (76 yds), vs. South Alabama (Aug. 31, 2019)  
**Opponent:** Donovan Peoples-Jones (60), at Michigan (Sept. 22, 2018)

**KICKOFF RETURN TOUCHDOWN**

**Nebraska:** JD Spielman (99 yds), vs. Arkansas St. (Sept. 2, 2017)  
**Opponent:** Aron Cruickshank (89 yards), Wisconsin (Nov. 16, 2019)

**BLOCKED PUNT**

**Nebraska:** Eli Sullivan (1) and Eric Lee Jr. (1), at Purdue (Nov. 2, 2019)  
**Opponent:** Keandre Jones (1), Ohio St. (Nov. 3, 2018)

**BLOCKED PUNT RETURNED FOR TOUCHDOWN**

**Nebraska:** Justin Blatchford (25 yds), at Baylor (Oct. 31, 2009)  
**Opponent:** Darren Rus (20 yds), Kansas (Nov. 5, 2005)

**BLOCKED PUNT FOR A SAFETY**

**Nebraska:** Marquel Dismuke (1) vs. Illinois (Nov. 10, 2018)  
**Opponent:** Keandre Jones (1), Ohio St. (Nov. 3, 2018)

**BLOCKED FIELD GOAL**

**Nebraska:** Randy Gregory (1) vs. Minnesota (Nov. 22, 2014)  
**Opponent:** Jalen McKie (1), Northern Illinois (Sept. 14, 2019)

**BLOCKED FG RETURNED FOR TOUCHDOWN**

**Nebraska:** Nathan Gerry (85 yds) vs. Minnesota (Nov. 22, 2014)  
**Opponent:** Never Happened

**THE LAST TIME A TEAM...****OFFENSE****300 YARDS RUSHING**

**Nebraska:** at Maryland, Nov. 23, 2019 (305)  
**Opponent:** vs. Wisconsin, Nov. 16, 2019 (320)

**400 YARDS RUSHING**

**Nebraska:** vs. Illinois, Sept. 27, 2014 (458)  
**Opponent:** at Minnesota, Nov. 11, 2017 (409)

**500 YARDS RUSHING**

**Nebraska:** at Baylor, Oct. 13, 2001 (641)  
**Opponent:** at Wisconsin, Nov. 15, 2014 (581)

**300 YARDS PASSING**

**Nebraska:** at Illinois, Sept. 21, 2019 (327)  
**Opponent:** at Purdue, Nov. 2, 2019 (304)

**400 YARDS PASSING**

**Nebraska:** at Wisconsin, Oct. 6, 2018 (407)  
**Opponent:** Arkansas State, Sept. 2, 2017 (415)

**500 YARDS PASSING**

**Nebraska:** vs. Kansas State, Nov. 10, 2007 (519)  
**Opponent:** Louisiana Tech, Aug. 29, 1998 (590)

**600 YARDS OF OFFENSE**

**Nebraska:** at Illinois, Sept. 21, 2019 (673)  
**Opponent:** at Penn State, Nov. 18, 2017 (609)

**700 YARDS OF OFFENSE**

**Nebraska:** vs. Florida Atlantic, Aug. 30, 2014 (784 yards)  
**Opponent:** Never accomplished

**50 POINTS**

**Nebraska:** at Maryland, Nov. 23, 2019 (Nebraska won 54-7)  
**Opponent:** Michigan, Sept. 22, 2018 (Michigan won 56-10)

**60 POINTS**

**Nebraska:** vs. Idaho State, Sept. 22, 2012 (Nebraska won, 73-7)  
**Opponent:** at Ohio State, Nov. 5, 2016 (Ohio State won 62-3)

**TWO 100-YARD RUSHERS**

**Nebraska:** vs. Minnesota, Oct. 20, 2018 (Ozigbo, Martinez, Washington)  
**Opponent:** at Minnesota, Nov. 11, 2017 (Croft, Smith)

**THREE 100-YARD RUSHERS**

**Nebraska:** vs. Minnesota, Oct. 20, 2018 (Ozigbo, Martinez, Washington)  
**Opponent:** Wisconsin, Dec. 1, 2012 (Gordon, Ball, White)

**TWO 100-YARD RECEIVERS**

**Nebraska:** at Colorado, Sept. 7, 2019 (Washington, Spielman)  
**Opponent:** Southern Miss, Sept. 26, 2015 (Thomas, Martin)

**DEFENSE****POSTED A SHUTOUT**

**Nebraska:** vs. Arizona, Dec. 30, 2009 (33-0)  
**Opponent:** Arizona State, Sept. 21, 1996 (19-0)

**RECORDED A DEFENSIVE SAFETY**

**Nebraska:** vs. Arizona, Dec. 30, 2009 (33-0)  
**Opponent:** Northern Illinois, Sept. 14, 2019 (44-8)

**2 DEFENSIVE TOUCHDOWNS**

**Nebraska:** vs. South Alabama, Aug. 31, 2019 (1 IR, 1 fumble return)  
**Opponent:** Northern Illinois, Sept. 16, 2017 (2 interception returns)

**4 INTERCEPTIONS**

**Nebraska:** vs. Wyoming, Sept. 10, 2016 (5)  
**Opponent:** Oregon, Sept. 9, 2017 (4)

**15 TFLs**

**Nebraska:** at Michigan, Nov. 9, 2013 (16)  
**Opponent:** vs. Oklahoma, Dec. 4, 2010 (17)

**7 OR MORE SACKS**

**Nebraska:** vs. Colorado, Sept. 8, 2018 (7)  
**Opponent:** vs. Oklahoma, Dec. 4, 2010 (7)

**15 PASS BREAKUPS**

**Nebraska:** Kansas, Oct. 2, 2004 (17)  
**Opponent:** Never Happened

**MISCELLANEOUS****SAFETY OF ANY KIND**

**Nebraska:** Blocked Punt vs. Illinois (Nov. 10, 2018)  
**Opponent:** Tackle for Loss, vs. Northern Illinois (Sept. 14, 2019)

**WAS NOT PENALIZED**

**Nebraska:** vs. Maine, Sept. 3, 2005  
**Opponent:** Iowa, Sept. 4, 1999

**OVERCAME A HALFTIME DEFICIT TO WIN**

**Nebraska:** at Illinois, Sept. 21, 2019 (trailed, 21-14, won 42-38)  
**Opponent:** Indiana, Oct. 26, 2019 (trailed, 21-16, won 38-31)

**WON WHEN TRAILING AFTER 3 QUARTERS**

**Nebraska:** at Illinois, Sept. 21, 2019 (trailed 35-27, won 42-38)  
**Opponent:** Colorado, Sept. 7, 2019 (trailed, 17-7, won 34-31 in OT)

**OVERTIME GAME**

at Colorado, Sept. 7, 2019 (Colorado won 34-31)

**NEBRASKA OVERTIME WIN**

at Iowa, Nov. 28, 2014 (Nebraska won 37-34)

NUMERICAL ROSTER

NO.	NAME	POS.
1	Wan'Dale Robinson	WR
2	Adrian Martinez	QB
2	Caleb Tannor	OLB
3	Will Honas	ILB
3	Jamie Nance	WR
4	Avery Anderson	S
4	Keem Green	DL
4	Jaevon McQuitty	WR
5	Demariyon Houston	WR
5	Cam Taylor-Britt	CB
6	Eric Lee Jr.	S
7	Mohamed Barry	ILB
7	Luke McCaffrey	QB
8	Deontai Williams	S
8	Jaron Woodyard	WR
9	DaiShon Neal	DL
9	Kanawai Noa	WR
10	Jackson Hannah	ILB
10	JD Spielman	WR
11	Austin Allen	TE
11	Vaha Vainuku	DL
12	Katerian LeGrone	TE
12	Quinton Newsome	CB
13	Darien Chase	WR
13	JoJo Domann	OLB
14	Rahmir Johnson	RB
14	Brayden Miller	QB
15	Andre Hunt	WR
16	Ethan Cox	CB
16	Noah Vedral	QB
17	Andrew Bunch	QB
17	Braxton Clark	CB
18	Myles Farmer	S
18	Matt Masker	QB
19	Marquel Dismuke	S
19	Mike Williams	WR
21	Lamar Jackson	CB
22	Alex Davis	OLB
23	Dicaprio Bootle	CB
24	Cooper Jewett	RB
24	Jeremiah Stovall	CB
25	Tony Butler	CB
25	Zach Schlager	ILB
25	Ronald Thompkins	RB
26	Dedrick Mills	RB
26	Noa Pola-Gates	S
28	Luke Reimer	ILB
28	Maurice Washington	RB
29	Bennett Folkers	WR
30	Eli Sullivan	S
31	Collin Miller	ILB
31	Zach Weinmaster	RB
32	Pernell Jefferson	OLB
32	Barret Pickering	PK
33	Jaylin Bradley	RB
33	Javin Wright	CB
34	Simon Otte	OLB
35	Matt Waldoch	PK
36	Christian Banker	WR
36	Reid Karel	S
37	Wyatt Mazour	RB
37	Phalen Sanford	CB
38	Brody Belt	RB
38	Damian Jackson	DL
39	Bradley Bunner	CB
39	Garrett Hustedt	ILB
40	Brian Perez	TE
41	Garrett Snodgrass	ILB
42	Nick Henrich	ILB
43	Connor Ruth	RB
44	Garrett Nelson	OLB
45	David Alston	OLB
45	Ty Chaffin	WR
46	John Goodwin	TE
46	Corbin Ruth	RB
47	Tyson Guzman	S

2019 NEBRASKA FOOTBALL ROSTER

NO.	NAME	POS.	HT.	WT.	YR.	HOMETOWN (HIGH SCHOOL/COLLEGE)
11	* Allen, Austin	TE	6-8	250	So.	Aurora, Neb. (Aurora)
45	Alston, David	OLB	6-4	235	RFr.	Saint Paul, Minn. (Woodbury)
4	* Anderson, Avery	S	6-0	195	Sr.	Surprise, Ariz. (Pine Creek [Colo.])
75	Anderson, Fyn	DL	6-3	305	Sr.	Lincoln, Neb. (Southeast)
72	Anderson, Matthew	OL	6-6	255	Fr.	Leesville, La. (Leesville)
50	Archer, Jake	ILB	6-0	215	RFr.	Omaha, Neb. (Skutt Catholic)
98	* Armstrong, Isaac	P/PK	5-11	215	Sr.	Lincoln, Neb. (Kearney/Southwest)
61	Balenger, Mitchell	OL	6-2	305	RFr.	Leonardtown, Md. (Leonardtown/Fork Union Military Academy)
73	Bando, Broc	OL	6-5	310	So.	Lincoln, Neb. (IMG [Fla.] Academy)
36	Banker, Christian	WR	6-0	190	So.	Omaha, Neb. (Skutt Catholic)
74	Banks, Brant	OL	6-7	300	Fr.	Houston, Texas (Westbury Christian)
55	Banks, Brig	LS	6-3	215	So.	Houston, Texas (St. Thomas/Henderson State)
7	*** Barry, Mohamed	ILB	6-1	245	Sr.	Grayson, Ga. (Grayson)
38	Belt, Brody	RB	5-8	185	RFr.	Omaha, Neb. (Millard West)
54	Benhart, Bryce	OL	6-9	295	Fr.	Lakeville, Minn. (Lakeville North)
59	Boerkircher, Ian	OL	6-6	260	RFr.	Aurora, Neb. (Aurora/Nebraska-Kearney)
23	** Bootle, Dicaprio	CB	5-10	195	Jr.	Miami, Fla. (Southridge)
33	* Bradley, Jaylin	RB	6-0	200	So.	Bellevue, Neb. (West)
85	Bullock, John	OLB	6-1	220	Fr.	Omaha, Neb. (Creighton Prep)
17	* Bunch, Andrew	QB	6-1	215	Jr.	Thompson's Station, Tenn. (Independence/Scottsdale [Ariz.] CC)
39	Bunner, Bradley	CB	6-0	195	So.	Clarkson, Neb. (Clarkson)
25	** Butler, Tony	CB	6-2	220	Jr.	Lakewood, Ohio (St. Edward)
58	Cassidy, Chris	ILB	6-1	225	RFr.	Lincoln, Neb. (Pius X)
45	Chaffin, Ty	WR	6-5	215	Jr.	Burwell, Neb. (Burwell)
13	Chase, Darien	WR	6-1	200	Fr.	Vancouver, Wash. (Union)
17	Clark, Braxton	CB	6-4	210	RFr.	Orlando, Fla. (Dr. Phillips)
16	* Cox, Ethan	CB	5-10	195	So.	Blair, Neb. (Blair)
93	** Daniels, Damion	DL	6-3	340	So.	Dallas, Texas (Bishop Dunne)
79	Daniels, Darrion	DL	6-4	325	Sr.	Dallas, Texas (Bishop Dunne/Oklahoma State)
22	*** Davis, Alex	OLB	6-5	250	Sr.	Riviera Beach, Fla. (Dwyer)
96	*** Davis, Carlos	DL	6-2	320	Sr.	Blue Springs, Mo. (Blue Springs)
94	*** Davis, Khalil	DL	6-2	315	Sr.	Blue Springs, Mo. (Blue Springs)
95	Detlefsen, Grant	P	6-3	210	Fr.	Lincoln, Neb. (Southeast)
19	** Dismuke, Marquel	S	6-2	215	Jr.	Compton, Calif. (Calabasas)
13	** Domann, JoJo	OLB	6-1	235	Jr.	Colorado Springs, Colo. (Pine Creek)
18	Farmer, Myles	S	6-3	205	Fr.	Atlanta, Ga. (Westlake)
71	** Farniok, Matt	OL	6-6	335	Jr.	Sioux Falls, S.D. (Washington)
68	Farniok, Will	OL	6-3	295	RFr.	Sioux Falls, S.D. (Washington)
82	Feist, Colton	DL	6-2	280	RFr.	Yutan, Neb. (Yutan)
29	Folkers, Bennett	WR	6-2	205	RFr.	Gothenburg, Neb. (Gothenburg)
52	Forbes, AJ	OL	6-4	310	RFr.	Bellevue, Neb. (West)
78	Fritzsche, Jimmy	OL	6-7	275	Fr.	Greenville, S.C. (Greenville)
65	*** Gaylord, Christian	OL	6-6	310	Sr.	Baldwin City, Kan. (Baldwin City)
46	Goodwin, John	TE	6-2	255	Fr.	Lincoln, Neb. (Lincoln High)
89	Graham, Jamin	OLB	6-4	240	Fr.	Attalla, Ala. (Etowah)
4	Green, Keem	DL	6-5	315	Jr.	Sumter, S.C. (Sumter/Highland [Kan.] CC)
47	Guzman, Tyson	S	6-3	210	Fr.	Omaha, Neb. (Westside)
10	Hannah, Jackson	ILB	6-3	225	Fr.	Nashville, Tenn. (Montgomery Bell Academy)
93	Heins, Gabe	PK	6-0	185	Fr.	Kearney, Neb. (Kearney)
49	Hemphill, Austin	RB	5-11	225	Sr.	Gretna, Neb. (Gretna)
42	Henrich, Nick	ILB	6-4	220	Fr.	Omaha, Neb. (Burke)
80	Herbek, Jacob	DL	6-5	220	Fr.	Grand Island, Neb. (Central Catholic)
87	Hickman, Chris	TE/WR	6-6	215	Fr.	Omaha, Neb. (Burke)
75	Hixson, Trent	OL	6-4	310	So.	Omaha, Neb. (Skutt Catholic)
89	* Honas, Todd	WR	5-11	210	Jr.	Aurora, Neb. (Aurora)
3	Honas, Will	ILB	6-1	225	Jr.	Wichita, Kan. (Bishop Carroll/Butler [Kan.] CC)
5	Houston, Demariyon	WR	6-0	180	Fr.	Oklahoma City, Okla. (Millwood)
15	Hunt, Andre	WR	6-0	190	RFr.	Palm Dale, Calif. (Paraclete)
70	Huser, Matt	DL	6-5	300	Fr.	Omaha, Neb. (Millard West)
39	Hustedt, Garrett	ILB	6-2	230	Fr.	Omaha, Neb. (Mount Michael Benedictine)
47	Jablonski, Austin	WR	6-2	215	Fr.	Lincoln, Neb. (Pius X)
38	Jackson, Damian	DL	6-2	275	So.	Las Vegas, Nev. (Shadow Ridge)
21	*** Jackson, Lamar	CB	6-3	215	Sr.	Elk Grove, Calif. (Franklin)
76	** Jaimes, Brenden	OL	6-6	300	Jr.	Austin, Texas (Lake Travis)
32	Jefferson, Pernell	OLB	6-2	250	Jr.	New Orleans, La. (Warren Easton)
24	Jewett, Cooper	RB	5-10	190	Fr.	Omaha, Neb. (Elkhorn South)
53	Johnson, Joseph	ILB	6-3	240	RFr.	Gretna, Neb. (Gretna)
14	Johnson, Rahmir	RB	5-10	180	Fr.	Oradell, N.J. (Bergen Catholic)
97	Jorgensen, Dylan	PK	5-9	185	Fr.	Lincoln, Neb. (Southwest)
51	Jurgens, Cameron	OL	6-3	285	RFr.	Beatrice, Neb. (Beatrice)
36	** Karel, Reid	S	6-3	215	Sr.	Seward, Neb. (Seward)
48	Krull, Bryson	TE	6-3	250	RFr.	North Platte, Neb. (North Platte)
81	Leader, Nick	OLB	6-1	205	Fr.	Lincoln, Neb. (Southwest)
6	*** Lee Jr., Eric	S	6-0	215	Sr.	Milton, Mass. (Valor Christian [Colo.])
12	LeGrone, Katerian	TE	6-3	245	RFr.	Atlanta, Ga. (The B.E.S.T. Academy)
85	Liewer, Wyatt	WR	6-3	195	RFr.	O'Neil, Neb. (O'Neil)
90	Lingenfelter, Ben	DL	6-4	290	So.	Cherokee, Iowa (Washington)
77	Lynn, Michael	OL	6-6	290	Fr.	Cherwood Village, Colo. (Cherry Hills)
88	Martin, Harrison	PK	6-2	165	Sr.	Fresno, Neb. (Lincoln Lutheran)
2	* Martinez, Adrian	QB	6-2	225	So.	Fresno, Calif. (Clivis West)
18	Masker, Matt	QB	6-1	225	RFr.	Kearney, Neb. (Kearney Catholic)
37	* Mazour, Wyatt	RB	5-9	200	Sr.	Albion, Neb. (Boone Central)
7	McCaffrey, Luke	QB	6-2	200	Fr.	Highlands Ranch, Colo. (Valor Christian)
48	McCallum, Lane	S/PK	6-2	220	So.	Norfolk, Neb. (Norfolk/Air Force)
59	McCormack, Caden	ILB	6-0	230	Fr.	Lincoln, Neb. (Southwest)
4	* McQuitty, Jaevon	WR	6-0	200	So.	Columbia, Mo. (Battle)
14	Miller, Brayden	QB	6-1	210	Fr.	Kearney, Neb. (Kearney)
31	** Miller, Collin	ILB	6-3	245	Jr.	Fishers, Ind. (Hamilton Southeastern)

66	Miller, Hunter	OL	6-4	320	So.	Stromsburg, Neb. (Cross County)
26	Mills, Dedrick	RB	5-11	220	Jr.	Waycross, Ga. (Ware County/Georgia Tech/Garden City [Kan.] CC)
53	Moses, Riley	OL	6-2	305	Fr.	Fairmont, Neb. (Fillmore Central)
94	Mueller, Cade	LS	6-0	230	RFr.	Gretna, Neb. (Gretna)
3	Nance, Jamie	WR	6-0	170	Fr.	Blanchard, Okla. (Blanchard)
<b>9</b>	<b>*** Neal, DaiShon</b>	<b>DL</b>	<b>6-7</b>	<b>310</b>	<b>Sr.</b>	<b>Houston, Texas (Omaha [Neb.] Central)</b>
44	Nelson, Garrett	OLB	6-3	260	Fr.	Scottsbluff, Neb. (Scottsbluff)
52	Newsom, Mosai	DL	6-4	285	Fr.	Waverly, Iowa (Waverly-Shell Rock)
12	Newsome, Quinton	CB	6-2	180	Fr.	Suwanee, Ga. (North Gwinnett)
9	Noa, Kanawai	WR	6-0	200	Sr.	Honolulu, Hawaii (Punahou/California)
67	Nuss, Garrett	OL	6-5	240	Fr.	Sutton, Neb. (Sutton)
34	Otte, Simon	OLB	6-1	205	RFr.	York, Neb. (York)
57	Paup, Jordan	OLB	6-3	245	So.	Central City, Neb. (Central City)
40	Perez, Brian	TE	6-3	265	Jr.	Hartley, Iowa (Hartley-Melvin-Sanborn/Iowa Western CC)
<b>32</b>	<b>* Pickering, Barret</b>	<b>PK</b>	<b>6-0</b>	<b>200</b>	<b>So.</b>	<b>Birmingham, Ala. (Hoover)</b>
91	Pieper, Cameron	LS	6-3	250	RFr.	Lincoln, Neb. (Southwest)
57	Piper, Ethan	OL	6-4	300	Fr.	Norfolk, Neb. (Norfolk Catholic)
26	Pola-Gates, Noa	S	5-11	175	Fr.	Gilbert, Ariz. (Williams Field)
99	Przystup, William	P/PK	6-4	250	RFr.	Oviedo, Fla. (Oviedo/Michigan State)
<b>82</b>	<b>* Rafdal, Kurt</b>	<b>TE</b>	<b>6-7</b>	<b>245</b>	<b>So.</b>	<b>Carmel, Ind. (Carmel)</b>
50	Raridon, John	OL	6-4	315	Jr.	West Des Moines, Iowa (Valley)
28	Reimer, Luke	ILB	6-1	220	Fr.	Lincoln, Neb. (North Star)
84	Richter, Eli	DL	6-4	240	Fr.	Kearney, Neb. (Kearney Catholic)
99	Robinson, Ty	DL	6-6	315	Fr.	Gilbert, Ariz. (Higley)
1	Robinson, Wan'Dale	WR	5-10	190	Fr.	Frankfort, Ky. (Western Hills)
98	Rogers, Casey	DL	6-4	300	RFr.	Syracuse, N.Y. (Westhill/Avon[Conn.]OldFarms)
43	Ruth, Connor	RB	5-11	215	RFr.	Malcolm, Neb. (Seward)
46	Ruth, Corbin	RB	6-0	220	So.	Malcolm, Neb. (Seward/Northwest Missouri State)
37	Sanford, Phalen	CB	6-0	190	RFr.	Benkelman, Neb. (Dundee County-Stratton/Hastings College)
25	Schlager, Zach	ILB	6-0	210	RFr.	McCook, Neb. (McCook/Colorado State)
54	Schommer, Ryan	OLB	6-4	250	RFr.	Norfolk, Neb. (Norfolk)
56	Shefke, Collin	OL	6-3	290	RFr.	Lincoln, Neb. (Southwest)
83	Shurtleff, Sam	OLB	6-3	220	Fr.	Watkinsville, Ga. (Oconee County)
70	Sichterman, Matt	OL	6-4	315	So.	Cincinnati, Ohio (Kings)
41	Snodgrass, Garrett	ILB	6-3	225	Fr.	York, Neb. (York)
<b>10</b>	<b>** Spielman, JD</b>	<b>WR</b>	<b>5-9</b>	<b>180</b>	<b>Jr.</b>	<b>Eden Prairie, Minn. (Eden Prairie)</b>
79	Stafursky, Noah	OL	6-3	330	Fr.	York, Neb. (York)
49	Stalbird, Isaiah	S	6-0	210	RFr.	Kearney, Neb. (Kearney)
<b>95</b>	<b>** Stille, Ben</b>	<b>DL</b>	<b>6-5</b>	<b>295</b>	<b>Jr.</b>	<b>Ashland, Neb. (Ashland-Greenwood)</b>
<b>86</b>	<b>** Stoll, Jack</b>	<b>TE</b>	<b>6-4</b>	<b>260</b>	<b>Jr.</b>	<b>Lone Tree, Colo. (Regis Jesuit)</b>
<b>24</b>	<b>** Stovall, Jeremiah</b>	<b>CB</b>	<b>5-11</b>	<b>200</b>	<b>Sr.</b>	<b>Omaha, Neb. (Creighton Prep)</b>
<b>30</b>	<b>** Sullivan, Eli</b>	<b>S</b>	<b>6-2</b>	<b>215</b>	<b>Jr.</b>	<b>Longmont, Colo. (Longmont)</b>
<b>2</b>	<b>* Tannor, Caleb</b>	<b>OLB</b>	<b>6-2</b>	<b>220</b>	<b>So.</b>	<b>Stone Mountain, Ga. (Miller Grove)</b>
<b>5</b>	<b>* Taylor-Britt, Cam</b>	<b>CB</b>	<b>6-0</b>	<b>215</b>	<b>So.</b>	<b>Montgomery, Ala. (Park Crossing)</b>
<b>97</b>	<b>* Thomas, Deontre</b>	<b>DL</b>	<b>6-3</b>	<b>295</b>	<b>So.</b>	<b>Mustang, Okla. (Mustang)</b>
25	Thompkins, Ronald	RB	5-11	195	Fr.	Loganville, Ga. (Grayson)
<b>92</b>	<b>* Urbach, Chase</b>	<b>LS</b>	<b>6-3</b>	<b>215</b>	<b>Sr.</b>	<b>Grosse Pointe, Mich. (South)</b>
11	Vainuku, Vaha	DL	6-3	310	Sr.	Salt Lake City, Utah (East/Utah)
16	Vedral, Noah	QB	6-1	200	So.	Wahoo, Neb. (Bishop Neumann/UCF)
62	Virka, Nick	OL	6-6	255	Sr.	Morse Bluff, Neb. (North Bend)
83	Vokolek, Travis	TE	6-6	250	Jr.	Springfield, Mo. (Kickapoo/Rutgers)
35	Waldoch, Matt	PK	6-0	170	So.	Geneva, Ill. (Geneva)
55	Walker, Chris	DL	6-6	300	So.	Lincoln, Neb. (East)
90	Walker, Jackson	P	6-4	260	Sr.	Overland Park, Kan. (Blue Valley Northwest/Coffeyville CC/Johnson County/Kansas)
<b>81</b>	<b>* Warner, Kade</b>	<b>WR</b>	<b>6-1</b>	<b>210</b>	<b>So.</b>	<b>Scottsdale, Ariz. (Desert Mountain)</b>
<b>28</b>	<b>* Washington, Maurice</b>	<b>RB</b>	<b>6-1</b>	<b>190</b>	<b>So.</b>	<b>Stockton, Calif. (Trinity[Texas]ChristianAcademy)</b>
58	Wegener, Josh	OL	6-2	310	Jr.	Algona, Iowa (Algona/Iowa Western CC)
31	Weinmaster, Zach	RB	5-11	190	Fr.	Loveland, Colo. (Loveland)
92	Wildeman, Tate	DL	6-5	290	RFr.	Parker, Colo. (Legend)
<b>8</b>	<b>* Williams, Deontai</b>	<b>S</b>	<b>6-1</b>	<b>205</b>	<b>Jr.</b>	<b>Jacksonville, Fla. (Trinity Christian Academy/ Jones County [Miss.] CC)</b>
<b>19</b>	<b>* Williams, Mike</b>	<b>WR</b>	<b>5-10</b>	<b>180</b>	<b>Sr.</b>	<b>Lake City, Fla. (Columbia HS/ Georgia Southern/East Mississippi CC)</b>
<b>56</b>	<b>** Wilson, Boe</b>	<b>OL</b>	<b>6-3</b>	<b>300</b>	<b>Jr.</b>	<b>Lee's Summit, Mo. (Lee's Summit West)</b>
<b>8</b>	<b>* Woodyard, Jaron</b>	<b>WR</b>	<b>5-11</b>	<b>185</b>	<b>Sr.</b>	<b>Gaithersburg, Md. (The Avalon School/Arizona Western CC)</b>
33	Wright, Javin	CB	6-3	205	Fr.	Chandler, Ariz. (Hamilton)

Lettermen in Bold; \*Indicates Number of Letters Earned

NUMERICAL ROSTER

47	Austin Jablonski	WR
48	Bryson Krull	TE
48	Lane McCallum	S/PK
49	Austin Hemphill	RB
49	Isaiah Stalbird	S
50	Jake Archer	ILB
50	John Raridon	OL
51	Cameron Jurgens	OL
52	AJ Forbes	OL
52	Mosai Newsom	DL
53	Joseph Johnson	ILB
53	Riley Moses	OL
54	Bryce Benhart	OL
54	Ryan Schommer	OLB
55	Brig Banks	LS
55	Chris Walker	DL
56	Collin Shefke	OL
56	Boe Wilson	OL
57	Jordan Paup	OLB
57	Ethan Piper	OL
58	Chris Cassidy	ILB
58	Josh Wegener	OL
59	Ian Boerkercher	OL
59	Caden McCormack	ILB
61	Mitchell Balenger	OL
62	Nick Virka	OL
65	Christian Gaylord	OL
66	Hunter Miller	OL
67	Garrett Nuss	OL
68	Will Farniok	OL
70	Matt Huser	DL
70	Matt Sichterman	OL
71	Matt Farniok	OL
72	Matthew Anderson	OL
73	Broc Bando	OL
74	Brant Banks	OL
75	Fyn Anderson	DL
75	Trent Hixson	OL
76	Brenden Jaimes	OL
77	Michael Lynn	OL
78	Jimmy Fritzsche	OL
79	Darrion Daniels	DL
79	Noah Stafursky	DL
80	Jacob Herbek	OL
81	Nick Leader	OLB
81	Kade Warner	WR
82	Colton Feist	DL
82	Kurt Rafdal	TE
83	Sam Shurtleff	OLB
83	Travis Vokolek	TE
84	Eli Richter	DL
85	John Bullock	OLB
85	Wyatt Liewer	WR
86	Jack Stoll	TE
87	Chris Hickman	TE/WR
88	Harrison Martin	PK
89	Jamin Graham	OLB
89	Todd Honas	WR
90	Ben Lingenfelter	DL
90	Jackson Walker	P
91	Cameron Pieper	LS
92	Chase Urbach	LS
92	Tate Wildeman	DL
93	Damion Daniels	DL
93	Gabe Heins	PK
94	Khalil Davis	DL
94	Cade Mueller	LS
95	Grant Detlefsen	P
95	Ben Stille	DL
96	Carlos Davis	DL
97	Dylan Jorgensen	PK
97	Deontre Thomas	DL
98	Isaac Armstrong	P
98	Casey Rogers	DL
99	William Przystup	P/PK
99	Ty Robinson	DL

PRONUNCIATION GUIDE

Ty Chaffin	CHAFF-inn
Khalil Davis	kuh-LEEL
Marquel Dismuke	marr-KELL diss-MUKE
Matt/Will Farniok	far-NEE-uck
Colton Feist	FEAST
Tyson Guzman	GUZZ-mun
Nick Henrich	HEN-rick
Will/Todd Honas	HO-nuss
Brenden Jaimes	HYME-iss
Reid Karel	CARL
Katerian LeGrone	kuh-TARE-ee-un leh-GROAN
Wyatt Liewer	LEE-vurr
Wyatt Mazour	MUH-zoo-er
Dedrick Mills	DEED-rick

DaiShon Neal	DAY-shawn
Kanawai Noa	cun-UH-vy
Simon Otte	OAT-ee
Jordan Paup	POP
Cameron Pieper	PIPE-urr
Will Przystup	PRISS-tup
Kurt Rafdal	RAFF-doll
Ryan Schommer	SHOME-urr
Ben Stille	STILL-ee
Jack Stoll	STOLE
Vaha Vainuku	vye-NEW-koo
Tate Wildeman	WILL-deh-munn
Jaron Woodyard	wood-YARD

**CAREER STARTS - OFFENSE**

PLAYER	'16	'17	'18	'19	ALL
Jaimes	-	9	12	11	32
M. Farniok	-	4	12	11	27
Noa	1^	9^	6^	9	25
Spielman	-	4	10	11	25
Stoll	-	0	12	11	23
Martinez	-	-	11	9	20
Wilson	-	0	9	11	20
Mills	7*	-	-	5	12
Warner	-	-	7	4	11
Hixson	-	-	0	11	11
Jurgens	-	-	-	11	11
Washington	-	-	2	5	7
Robinson	-	-	-	4	4
Allen	-	-	0	4	4
M. Williams	-	-	2	1	3
Vedral	-	-	0	2	2
Bunch	-	-	1	-	1
Woodyard	-	-	0	1	1

\*at Georgia Tech; ^ at Cal

**CAREER STARTS - DEFENSE**

PLAYER	'16	'17	'18	'19	ALL
C. Davis	4	12	9	10	35
Jackson	1	12	11	11	35
Barry	0	2	12	11	25
Bootle	-	1	12	11	24
Dar. Daniels	0	10*	0	10	20
A. Davis	0	5	4	11	20
Stille	-	1	11	2	14
Dismuke	-	1	0	11	12
Miller	-	0	0	11	11
K. Davis	0	0	0	10	10
Taylor-Britt	-	-	0	9	9
Domann	0	-	2	6	8
Lee Jr.	0	6	1	1	8
Ferguson	-	0	4	-	4
Tannor	-	-	0	4	4
D. Williams	-	-	1	1	2
Clark	-	-	0	1	1
Dam. Daniels	-	-	0	1	1

\*at Oklahoma State

**CAREER STARTS - SPECIAL TEAMS**

PLAYER	'16	'17	'18	'19	ALL
Urbach	0	0	10	11	21
Armstrong	0	0	7	11	18
Pickering	-	-	12	3	15
McCallum	-	-	-	4	4
Przystup	-	-	3*	-	3
Waldoch	-	-	-	1	1
Jorgensen	-	-	-	1	1

\*at Michigan State

**CONSECUTIVE STARTS (MIN. 20)**

PLAYER, POSITION	STARTS
Brenden Jaimes, OT	32
Mohamed Barry, ILB	23
Dicaprio Bootle, CB	23
Matt Farniok, OT	23
Jack Stoll, TE	23
Boe Wilson, OG	20

**OFFENSIVE DEPTH CHART**

WR	10	JD Spielman	5-9	180	Jr.	Eden Prairie, Minn.
	4	Jaevon McQuitty	6-0	200	So.	Columbia, Mo.
	-OR- 8	Jaron Woodyard	5-11	185	Sr.	Gaithersburg, Md.
LT	76	Brenden Jaimes	6-6	300	Jr.	Austin, Texas
	73	Broc Bando	6-5	310	So.	Lincoln, Neb.
LG	75	Trent Hixson	6-4	310	So.	Omaha, Neb.
	50	John Raridon	6-4	315	Jr.	West Des Moines, Iowa
C	51	Cameron Jurgens	6-3	285	RFr.	Beatrice, Neb.
	68	Will Farniok	6-3	295	RFr.	Sioux Falls, S.D.
RG	56	Boe Wilson	6-3	300	Jr.	Lee's Summit, Mo.
	70	Matt Sichterman	6-4	315	So.	Cincinnati, Ohio
RT	71	Matt Farniok	6-6	335	Jr.	Sioux Falls, S.D.
	54	Bryce Benhart	6-9	295	Fr.	Lakeville, Minn.
TE	-OR- 86	Jack Stoll	6-4	260	Jr.	Lone Tree, Colo.
	11	Austin Allen	6-8	250	So.	Aurora, Neb.
	82	Kurt Rafdal	6-7	245	So.	Carmel, Ind.
WR	-OR- 9	Kanawai Noa	6-0	200	Sr.	Honolulu, Hawaii
	19	Mike Williams	5-10	180	Sr.	Lake City, Fla.
	13	Darrien Chase	6-1	200	Fr.	Vancouver, Wash.
WR	1	Wan'Dale Robinson	5-10	190	Fr.	Frankfort, Ky.
	81	Kade Warner	6-1	210	So.	Scottsdale, Ariz.
	87	Chris Hickman	6-6	215	Fr.	Omaha, Neb.
QB	2	Adrian Martinez	6-2	225	So.	Fresno, Calif.
	16	Noah Vedral	6-1	200	So.	Wahoo, Neb.
	7	Luke McCaffrey	6-2	200	Fr.	Highlands Ranch, Colo.
RB	-OR- 26	Dedrick Mills	5-11	220	Jr.	Waycross, Ga.
	37	Wyatt Mazour	5-9	200	Sr.	Albion, Neb.
	-OR- 14	Rahmir Johnson	5-10	180	Fr.	Oradell, N.J.
-OR- 38	Brody Belt	5-8	185	RFr.	Omaha, Neb.	

**DEFENSIVE DEPTH CHART**

DE	96	Carlos Davis	6-2	320	Sr.	Blue Springs, Mo.
	97	Deontre Thomas	6-3	295	So.	Mustang, Okla.
NG	79	Darrion Daniels	6-4	325	Sr.	Dallas, Texas
	93	Damion Daniels	6-3	340	So.	Dallas, Texas
DE	-OR- 94	Khalil Davis	6-2	315	Sr.	Blue Springs, Mo.
	95	Ben Stille	6-5	295	Jr.	Ashland, Neb.
OLB	22	Alex Davis	6-5	250	Sr.	Riviera Beach, Fla.
	13	JoJo Domann	6-1	235	Jr.	Colorado Springs, Colo.
ILB	-OR- 31	Collin Miller	6-3	245	Jr.	Fishers, Ind.
	3	Will Honas	6-1	225	Jr.	Wichita, Kan.
ILB	7	Mohamed Barry	6-1	245	Sr.	Grayson, Ga.
	53	Joseph Johnson	6-3	240	RFr.	Gretna, Neb.
	-OR- 28	Luke Reimer	6-1	220	Fr.	Lincoln, Neb.
OLB	2	Caleb Tannor	6-2	220	So.	Stone Mountain, Ga.
	-OR- 44	Garrett Nelson	6-3	260	Fr.	Scottsbluff, Neb.
NICKEL	13	JoJo Domann	6-1	235	Jr.	Colorado Springs, Colo.
CB	21	Lamar Jackson	6-3	215	Sr.	Elk Grove, Calif.
	12	Quinton Newsome	6-2	180	Fr.	Suwanee, Ga.
	25	Tony Butler	6-2	220	Jr.	Lakewood, Ohio
S	19	Marquel Dismuke	6-2	215	Jr.	Compton, Calif.
	49	Isaiah Stalbird	6-0	210	RFr.	Kearney, Neb.
	30	Eli Sullivan	6-2	215	Jr.	Longmont, Colo.
S	5	Cam Taylor-Britt	6-0	215	So.	Montgomery, Ala.
	6	Eric Lee Jr.	6-0	215	Sr.	Milton, Mass.
	36	Reid Karel	6-3	215	Sr.	Seward, Neb.
CB	23	Dicaprio Bootle	5-10	195	Jr.	Miami, Fla.
	17	Braxton Clark	6-4	210	RFr.	Orlando, Fla.

**SPECIAL TEAMS DEPTH CHART**

PK	32	Barret Pickering	6-0	200	So.	Birmingham, Ala.
	35	Matt Waldoch	6-0	170	So.	Geneva, Ill.
P	98	Isaac Armstrong	5-11	215	Sr.	Lincoln, Neb.
	99	Will Przystup	6-4	250	RFr.	Oviedo, Fla.
H	98	Isaac Armstrong	5-11	215	Sr.	Lincoln, Neb.
	16	Noah Vedral	6-1	200	So.	Wahoo, Neb.
LS	92	Chase Urbach	6-3	215	Sr.	Grosse Pointe, Mich.
	38	Damian Jackson	6-2	275	So.	Las Vegas, Nev.
	94	Cade Mueller	6-0	230	RFr.	Gretna, Neb.
KR	1	Wan'Dale Robinson	5-10	190	Fr.	Frankfort, Ky.
	14	Rahmir Johnson	5-10	180	Fr.	Oradell, N.J.
	-OR- 38	Brody Belt	5-8	185	RFr.	Omaha, Neb.
PR	10	JD Spielman	5-9	180	Jr.	Eden Prairie, Minn.
	5	Cam Taylor-Britt	6-0	215	So.	Montgomery, Ala.
	1	Wan'Dale Robinson	5-10	190	Fr.	Frankfort, Ky.

# 2019 NEBRASKA GAME-BY-GAME STARTERS

## OFFENSIVE STARTING LINEUPS

OPPONENT	WR	WR	WR	TE	RT	RG	C	LG	LT	QB	RB	PK
So. Alabama	Spielman	M. Williams	Robinson	Stoll	M. Farniok	Wilson	Jurgens	Hixson	Jaimes	Martinez	Mills	Jorgensen
Colorado	Spielman	Noa	Allen*	Stoll	M. Farniok	Wilson	Jurgens	Hixson	Jaimes	Martinez	Washington	Armstrong
No. Illinois	Spielman	Noa	Robinson	Stoll	M. Farniok	Wilson	Jurgens	Hixson	Jaimes	Martinez	Washington	Armstrong
Illinois	Spielman	Noa	Allen*	Stoll	M. Farniok	Wilson	Jurgens	Hixson	Jaimes	Martinez	Washington	McCallum
Ohio St.	Spielman	Noa	Robinson	Stoll	M. Farniok	Wilson	Jurgens	Hixson	Jaimes	Martinez	Washington	McCallum
Northwestern	Spielman	Noa	Allen*	Stoll	M. Farniok	Wilson	Jurgens	Hixson	Jaimes	Martinez	Mills	McCallum
Minnesota	Spielman	Noa	Woodyard	Stoll	M. Farniok	Wilson	Jurgens	Hixson	Jaimes	Vedral	Washington	McCallum
Indiana	Spielman	Noa	Warner	Stoll	M. Farniok	Wilson	Jurgens	Hixson	Jaimes	Vedral	Mills	Pickering
Purdue	Spielman	Noa	Warner	Stoll	M. Farniok	Wilson	Jurgens	Hixson	Jaimes	Martinez	Robinson	Pickering
Wisconsin	Spielman	Noa	Warner	Stoll	M. Farniok	Wilson	Jurgens	Hixson	Jaimes	Martinez	Mills	Pickering
Maryland	Spielman	Warner	Allen*	Stoll	M. Farniok	Wilson	Jurgens	Hixson	Jaimes	Martinez	Mills	Waldoch

Iowa  
\*Nebraska opened with two tight ends

## DEFENSIVE STARTING LINEUPS

OPPONENT	DE	NG	DE	OLB	ILB	ILB	OLB	CB	S	S	CB	P
So. Alabama	C. Davis	Dar. Daniels	K. Davis	A. Davis	Miller	Barry	Tannor	Jackson	Dismuke	D. Williams	Bootle	Armstrong
Colorado	C. Davis	Dar. Daniels	K. Davis	A. Davis	Miller	Barry	Taylor-Britt*	Jackson	Dismuke	Lee Jr.	Bootle	Armstrong
No. Illinois	C. Davis	Dar. Daniels	K. Davis	A. Davis	Miller	Barry	Tannor	Jackson	Dismuke	Taylor-Britt	Bootle	Armstrong
Illinois	C. Davis	Dar. Daniels	K. Davis	A. Davis	Miller	Barry	Tannor	Jackson	Dismuke	Taylor-Britt	Bootle	Armstrong
Ohio St.	C. Davis	Dar. Daniels	K. Davis	A. Davis	Miller	Barry	Domann*	Jackson	Dismuke	Taylor-Britt	Bootle	Armstrong
Northwestern	C. Davis	Dar. Daniels	Stille	A. Davis	Miller	Barry	Domann*	Jackson	Dismuke	Taylor-Britt	Bootle	Armstrong
Minnesota	C. Davis	Dar. Daniels	K. Davis	A. Davis	Miller	Barry	Tannor	Jackson	Dismuke	Taylor-Britt	Bootle	Armstrong
Indiana	C. Davis	Dar. Daniels	K. Davis	A. Davis	Miller	Barry	Domann*	Jackson	Dismuke	Taylor-Britt	Bootle	Armstrong
Purdue	C. Davis	Dar. Daniels	K. Davis	A. Davis	Miller	Barry	Domann*	Jackson	Dismuke	Bootle	Clark	Armstrong
Wisconsin	Stille	Dar. Daniels	K. Davis	A. Davis	Miller	Barry	Domann	Jackson	Dismuke	Bootle	Taylor-Britt	Armstrong
Maryland	C. Davis	Dar. Daniels	K. Davis	A. Davis	Miller	Barry	Domann	Jackson	Dismuke	Bootle	Taylor-Britt	Armstrong

Iowa  
\*Nebraska opened in a nickel defense

## 2019 NEBRASKA PLAYER PARTICIPATION

PLAYER, POS.	GP	GS	PLAYER, POS.	GP	GS	PLAYER, POS.	GP	GS
Austin Allen, TE	11	4	Trent Hixson, OL	11	11	Kurt Rafdal, TE	6	0
Fyn Anderson, DL	4	0	Will Honas, ILB	11	0	John Raridon, OL	2	0
Isaac Armstrong, P	11	11	Damian Jackson, DL	2	0	Luke Reimer, ILB	9	0
Broc Bando, OL	11	0	Lamar Jackson, CB	11	11	Ty Robinson, DL	2	0
Brant Banks, OL	1	0	Brenden Jaimes, OL	11	11	Wan'Dale Robinson, WR/RB	9	4
Mohamed Barry, ILB	11	11	Joseph Johnson, ILB	3	0	Casey Rogers, DL	4	0
Brody Belt, RB	11	0	Rahmir Johnson, RB	4	0	Ryan Schommer, OLB	1	0
Bryce Benhart, OL	3	0	Miles Jones, WR	4	0	Matt Sichterman, OL	11	0
Dicaprio Bootle, CB	11	11	Dylan Jorgensen, PK	2	1	Garrett Snodgrass, ILB	3	0
Jaylin Bradley, RB	1	0	Cameron Jurgens, OL	11	11	JD Spielman, WR	11	11
Andrew Bunch, QB	2	0	Reid Karel, S	11	0	Isaiah Stalbird, S	11	0
Tony Butler, CB	4	0	Eric Lee Jr., S	11	1	Ben Stille, DL	11	2
Chris Cassidy, ILB	2	0	Harrison Martin, PK	1	0	Jack Stoll, TE	11	11
Darien Chase, WR	3	0	Adrian Martinez, QB	9	9	Jeremiah Stovall, CB	11	0
Braxton Clark, CB	11	1	Wyatt Mazour, RB	9	0	Eli Sullivan, S	11	0
Damion Daniels, DL	11	1	Luke McCaffrey, QB	3	0	Caleb Tannor, OLB	11	4
Darrion Daniels, DL	10	10	Lane McCallum, S/PK	5	4	Cam Taylor-Britt, CB	10	9
Alex Davis, OLB	11	11	Jaevon McQuitty, WR	3	0	Deontre Thomas, DL	11	0
Carlos Davis, DL	10	10	Collin Miller, ILB	11	11	Chase Urbach, LS	11	0
Khalil Davis, DL	10	10	Dedrick Mills, RB	11	5	Noah Vedral, QB	5	2
Marquel Dismuke, S	11	11	Jamie Nance, WR	1	0	Matt Waldoch, PK	1	0
JoJo Domann, OLB	11	6	DaiShon Neal, DL	11	0	Kade Warner, WR	6	4
Myles Farmer, S	3	0	Garrett Nelson, OLB	10	0	Maurice Washington, RB	7	5
Matt Farniok, OL	11	11	Quinton Newsome, CB	9	0	Zach Weinmaster, RB	2	0
Will Farniok, OL	3	0	Kanawai Noa, WR	10	9	Deontai Williams, S	1	1
Tyrin Ferguson, OLB	6	0	Simon Otte, OLB	5	0	Mike Williams, WR	11	1
Bennett Folkers, WR	1	0	Barret Pickering, PK	3	3	Boe Wilson, OL	11	11
Keem Green, DL	3	0	Ethan Piper, OL	1	0	Jaron Woodyard, WR	3	1
Nick Henrich, ILB	1	0	Noa Pola-Gates, S	2	0	Javin Wright, CB	1	0
Chris Hickman, TE	3	0	Will Przystup, P	8	0			



**AUSTIN ALLEN** #11  
 6-8 | 250 | SO. | TE  
 AURORA, NEB.

**CAREER HONORS**

- Academic All-Big Ten (2018)
- 4-Time Nebraska Scholar-Athlete Honor Roll
- 2-Time Brook Berringer Citizenship Team
- 2-Time Tom Osborne Citizenship Team

**PERSONAL NOTES**

- His father Andrew was a Husker walk-on in 1981

**SEASON HIGHLIGHTS**

- Made his third career catch in the season opener against South Alabama
- Made his first career start at Colorado
- Did not have a catch against Northern Illinois but recovered a fumble on special teams that set up a Husker touchdown
- Also had a tackle to stuff an NIU fake punt attempt
- Made his second career start at Illinois
- Caught a career-high two passes against No. 5 Ohio State
- Started and had a season-long 24-yard catch against Northwestern
- Had the first carry of his career, a two-yard rush on a fake punt, at Minnesota
- Made a nine-yard reception against Indiana
- Started and had a season-long 30-yard catch at Maryland

**GAME-BY-GAME**

OPPONENT	REC.	YDS	TD	LONG
South Alabama	1	8	0	8
at Colorado	0	0	0	-
Northern Illinois	0	0	0	-
at Illinois	0	0	0	-
Ohio State	2	7	0	4
Northwestern	1	24	0	24
at Minnesota	0	0	0	0
Indiana	1	9	0	9
at Purdue	0	0	0	-
Wisconsin	1	5	0	5
at Maryland	1	30	0	30
Iowa				

**CAREER RECEIVING STATS**

YEAR	G/S	REC.	YDS	Y/R	Y/G	TD
2017						
						Redshirt
2018	12/0	2	54	27.0	4.5	0
2019	11/4	7	83	11.9	7.5	0
<b>TOTAL</b>	<b>23/4</b>	<b>9</b>	<b>137</b>	<b>15.2</b>	<b>6.0</b>	<b>0</b>

**RUSHING:** 1 att., 2 yds, 0 TDs

**CAREER HIGHS**

<b>Receptions</b>	2 vs. Ohio St. (2019)
<b>Receiving Yards</b>	41 at Ohio St. (2018)
<b>Receiving Touchdowns</b>	none
<b>Long Reception</b>	41 at Ohio St. (2018)



**ISAAC ARMSTRONG** #98  
 5-11 | 215 | SR. | P/PK  
 LINCOLN, NEB.

**CAREER HONORS**

- Honorable-Mention All-Big Ten (2018)
- Nebraska Scholar-Athlete Honor Roll (Spring 2019)
- Brook Berringer Citizenship Team (2017)
- Tom Osborne Citizenship Team (2017)

**2019 WATCH LISTS**

- Ray Guy Award

**CAREER NOTES**

- Ranked 2nd in the Big Ten with the 9th-highest punting average in school history in 2018 (43.6)
- Has allowed a total of only 26 return yards in 81 career punts (17 returns; 0.3 return yards per punt; 1.5 yards per return)
- Three of the 17 career punt returns against Armstrong are muffed catches, two of which resulted in Husker fumble recoveries

**SEASON HIGHLIGHTS**

- Had a career-high three punts inside the 20-yard line against South Alabama
- Averaged 46.2 yards per punt at Colorado with two of his punts downed inside the 20, including one inside the 5-yard line
- Also handled Nebraska's place-kicking duties against Colorado for the first time in his career
- Connected on all four of his PAT attempts and nailed a 26-yarder in his first career attempt
- Averaged 45.3 yards per punt while placing all three of his punts inside the 20 vs. NIU
- Added a career-long 36-yard field goal vs. NIU
- Averaged 46.5 yards on four punts at Illinois
- Punted a career-high 10 times vs. Northwestern and tied his career high with two 50-yard punts and three punts inside the 20-yard line
- Had three more punts downed inside the 20-yard line at Minnesota
- Had three punts downed inside 20 at Purdue, his third game this season with three punts inside the 20-yard line
- Punted twice against No. 15 Wisconsin, with the punts resulting in the Badgers starting drives at their own 19- and 21-yard lines
- Averaged a season-high 53.0 yards per punt at Maryland - including a season-long 60-yarder - while placing both punts inside the 10

**PUNTING GAME-BY-GAME**

OPPONENT	NO.	AVG	I20	LONG
South Alabama	6	45.5	3	54
at Colorado	5	46.2	2	51
Northern Illinois	3	45.3	3	53
at Illinois	4	46.5	1	58
Ohio State	5	35.2	0	39
Northwestern	10	41.9	3	54
at Minnesota	6	38.5	3	52
Indiana	2	30.0	0	41
at Purdue	4	35.2	3	40
Wisconsin	2	32.0	1	40
at Maryland	2	53.0	2	60
Iowa				

**KICKING GAME-BY-GAME**

OPPONENT	XP-ATT	FG-ATT	LG	BK	PTS
South Alabama	0-0	0-0	-	0	0
at Colorado	4-4	1-2	26	0	7
Northern Illinois	2-3	1-3	36	2	5
at Illinois	0-0	0-0	-	0	0
Ohio State	0-0	0-0	-	0	0
Northwestern	0-0	0-0	-	0	0
at Minnesota	0-0	0-0	-	0	0
Indiana	0-0	0-0	-	0	0
at Purdue	0-0	0-0	-	0	0
Wisconsin	0-0	0-0	-	0	0
at Maryland	0-0	0-0	-	0	0
Iowa					

**CAREER PUNTING STATS**

YEAR	NO.	AVG	LG	TB	I20	50+	BLK
2016							
							Redshirt
2017	0	0	0	0	0	0	0
2018	32	43.6	73	3	9	7	1
2019	49	41.3	60	3	21	9	0
<b>TOTAL</b>	<b>81</b>	<b>42.2</b>	<b>73</b>	<b>6</b>	<b>30</b>	<b>16</b>	<b>1</b>

**CAREER KICKING STATS**

YEAR	G/S	PAT	FG	PCT.	PTS	LG
2016	0/0	0-0	0-0	.000	0	-
2017	0/0	0-0	0-0	.000	0	-
2018	0/0	0-0	0-0	.000	0	-
2019	2/2	6-7	2-5	40.0	12	36
<b>TOTAL</b>	<b>2/2</b>	<b>6-7</b>	<b>2-5</b>	<b>40.0</b>	<b>12</b>	<b>36</b>

**KICKOFFS:** 15 att., 0 touchbacks

**CAREER PUNTING HIGHS**

<b>Punts</b>	10 vs. Northwestern (2019)
<b>Average</b>	57.3 vs. Bethune-Cookman (2018)
<b>Inside 20</b>	3 five times
<b>50-Yard Punts</b>	2 five times
<b>Long Punt</b>	73 vs. Bethune-Cookman (2018)

**CAREER KICKING HIGHS**

<b>Field Goal Attempts</b>	3 vs. No. Illinois (2019)
<b>Field Goals Made</b>	1 twice
<b>Long Field Goal</b>	36 vs. No. Illinois (2019)
<b>Points</b>	7 at Colorado (2019)
<b>PATs</b>	4 at Colorado (2019)

**ARMSTRONG RECORD WATCH**

**CAREER PUNTING AVERAGE**

RK.	PLAYER, YEARS	AVG.
1.	Dan Hadenfeldt, 1997-2000	44.54
2.	Sam Koch, 2002-05	44.04
3.	Kyle Larson, 2001-03	43.67
4.	Brett Maher, 2011-12	43.15
5.	Sam Foltz, 2013-15	42.58
6.	Isaac Armstrong, 2017-pres.	42.21





**MOHAMED BARRY** #7

6-1 | 245 | SR. | ILB  
GRAYSON, GA.

**CAREER HONORS**

- Team Captain (2019)
- 3rd-Team All-Big Ten (2018, Media)
- Honorable-Mention All-Big Ten (2018, Coaches)
- Nebraska Defensive MVP (2018)
- 3-Time Academic All-Big Ten
- 4-Time Nebraska Scholar-Athlete Honor Roll
- 4-Time Brook Berringer Citizenship Team
- 4-Time Tom Osborne Citizenship Team

**2019 WATCH LISTS**

- Lott IMPACT Trophy Quarterfinalist
- Lott IMPACT Trophy Watch List
- Butkus Award Watch List

**PERSONAL NOTES**

- Born in Atlanta, moved to Africa when he was 1 and moved back to the U.S. to start kindergarten
- Earned his degree in ethnic studies in May of 2019

**CAREER NOTES**

- Has started 23 consecutive games
- Has led NU in tackles in 16 of the last 23 games
- 11 career games with double-digit tackles (all since the start of the 2018 season)
- 1 of 12 known Huskers to have 10 or more career games with double-digit tackles
- Needs 17 tackles to become the 6th Husker with back-to-back 100-tackle seasons
- On pace to become the 12th Husker to be a 4-time academic all-conference selection

**SEASON HIGHLIGHTS**

- Leads Nebraska and ranks 6th in the Big Ten with 83 tackles
- Tied his career high with 12 tackles against South Alabama
- Posted his first sack of the season and was second on the team with six tackles - all solo stops - at Colorado
- Led NU with 10 tackles against Northern Illinois and also broke up a pass
- Tied for the team lead with eight tackles against No. 5 Ohio State
- Tied for the team lead with eight tackles vs. Northwestern, including his second TFL of the year
- Notched his 200th career tackle against Northwestern
- Led Nebraska with 11 tackles at Minnesota, including one tackle for loss
- Tied for the team lead with six tackles against Indiana
- Tied his career high with 12 tackles against No. 15 Wisconsin
- Had his second career fumble recovery at Maryland and had a career-high two pass breakups

**GAME-BY-GAME**

OPPONENT	UT-AT-TT	TFL-YD	SACK-YD
South Alabama	6-6-12	0-0	0.0-0
at Colorado	6-0-6	1-7	1.0-7
Northern Illinois	3-7-10	0-0	0.0-0
at Illinois	3-2-5	0-0	0.0-0
Ohio State	1-7-8	0-0	0.0-0
Northwestern	5-3-8	1-3	0.0-0
at Minnesota	6-5-11	1-1	0.0-0
Indiana	5-1-6	1-2	0.0-0
at Purdue	2-1-3	0-0	0.0-0
Wisconsin	4-8-12	0-0	0.0-0
at Maryland	0-2-2	0-0	0.0-0
Iowa			

**CAREER TACKLE STATS**

YEAR	G/S	UT	AT	TT	TFL-YD	SCK-YD
2015		Redshirt				
2016	13/0	0	6	6	0-0	0.0-0
2017	12/2	15	23	38	1-1	0.0-0
2018	12/12	55	57	112	11-39	2.0-15
2019	11/11	41	42	83	4-13	1.0-7
<b>TOTAL</b>	<b>48/25</b>	<b>111</b>	<b>128</b>	<b>239</b>	<b>16-53</b>	<b>3.0-22</b>

**CAREER MISCELLANEOUS STATS**

YEAR	FF	FR	PBU	INT	QBH	BLK
2015		Redshirt				
2016	0	1	0	0	0	0
2017	0	0	1	0	0	0
2018	0	0	1	0	5	0
2019	0	1	3	0	1	0
<b>TOTAL</b>	<b>0</b>	<b>2</b>	<b>5</b>	<b>0</b>	<b>6</b>	<b>0</b>

**CAREER HIGHS**

<b>Tackles</b>	12 three times
<b>TFLs</b>	3 twice
<b>Sacks</b>	1.0 three times
<b>Breakups</b>	2 at Maryland (2019)



**DICAPRIO BOOTLE** #23

5-10 | 195 | JR. | CB  
MIAMI, FLA.

**CAREER HONORS**

- Third-Team All-Big Ten (2018)
- Nebraska Defensive Back of the Year (2018)
- Academic All-Big Ten (2017)
- Nebraska Scholar-Athlete Honor Roll (Fall 2016)
- Brook Berringer Citizenship Team (2018)
- Tom Osborne Citizenship Team (2018)

**CAREER NOTES**

- Has started 23 consecutive games
- Ranked 9th nationally in pass breakups (15) in 2018 and 2nd in school history

**SEASON HIGHLIGHTS**

- Broke up a pair of passes against South Alabama, his fifth game since the start of last season with multiple pass breakups
- Broke up a third-down pass in the end zone in overtime at Colorado to force a Buff field goal
- Had a season-high six tackles against Indiana, one shy of his career high
- Started at safety at Purdue and tied his season high with six tackles
- Also started at safety and had five tackles and his first career quarterback hurry vs. No. 15 Wisconsin
- Had a forced fumble and a breakup at Maryland

**GAME-BY-GAME**

OPPONENT	UT-AT-TT	TFL-YD	PBU	INT
South Alabama	0-2-2	0-0	2	0
at Colorado	3-0-3	0-0	1	0
Northern Illinois	0-1-1	0-0	0	0
at Illinois	0-0-0	0-0	1	0
Ohio State	0-0-0	0-0	0	0
Northwestern	1-1-2	0-0	1	0
at Minnesota	1-0-1	0-0	0	0
Indiana	3-3-6	0-0	0	0
at Purdue	5-1-6	0-0	0	0
Wisconsin	0-5-5	0-0	0	0
at Maryland	2-0-2	0-0	1	0
Iowa				

**CAREER TACKLE STATS**

YEAR	G/S	UT	AT	TT	TFL-YD	SCK-YD
2016		Redshirt				
2017	12/1	11	4	15	1-1	0.0-0
2018	12/12	26	13	39	0-0	0.0-0
2019	11/11	15	13	28	0-0	0.0-0
<b>TOTAL</b>	<b>35/24</b>	<b>52</b>	<b>30</b>	<b>82</b>	<b>1-1</b>	<b>0.0-0</b>

**CAREER MISCELLANEOUS STATS**

YEAR	FF	FR	PBU	INT	QBH	BLK
2016		Redshirt				
2017	0	0	0	0	0	0
2018	1	0	15	0	0	0
2019	1	0	6	0	1	0
<b>TOTAL</b>	<b>2</b>	<b>0</b>	<b>21</b>	<b>0</b>	<b>1</b>	<b>0</b>

**CAREER HIGHS**

<b>Tackles</b>	7 vs. Purdue (2018)
<b>TFLs</b>	1 vs. Ohio St. (2017)
<b>Sacks</b>	none
<b>Breakups</b>	5 at Michigan (2018)



**BRAXTON CLARK** #17

6-4 | 210 | RFR. | CB  
ORLANDO, FLA.

**SEASON HIGHLIGHTS**

- Played in every game with one start
- Had a career-high three tackles against Northern Illinois
- Also intercepted the first pass of his career against NIU, setting up a Husker touchdown
- Had his second career multi-tackle game with two stops against Northwestern
- Made his first career start at Purdue, starting at cornerback with Dicaprio Bootle starting the game at safety
- Tied his career high with three tackles at Purdue, including his first career tackle for loss
- Had one tackle vs. No. 15 Wisconsin, giving him tackles in back-to-back games for the second time in his career
- Had his first career fumble recovery at Maryland

**GAME-BY-GAME**

OPPONENT	UT-AT-TT	TFL-YD	PBU	INT
South Alabama	0-0-0	0-0	0	0
at Colorado	0-0-0	0-0	0	0
Northern Illinois	2-1-3	0-0	0	1
at Illinois	1-0-1	0-0	0	0
Ohio State	0-0-0	0-0	0	0
Northwestern	1-1-2	0-0	0	0
at Minnesota	0-0-0	0-0	0	0
Indiana	0-0-0	0-0	0	0
at Purdue	3-0-3	1-2	0	0
Wisconsin	1-0-1	0-0	0	0
at Maryland	1-0-1	0-0	0	0
Iowa				

**CAREER TACKLE STATS**

YEAR	G/S	UT	AT	TT	TFL-YD	SCK-YD
2018*	4/0	1	0	1	0-0	0.0-0
2019	11/1	9	2	11	1-2	0.0-0
<b>TOTAL</b>	<b>15/1</b>	<b>10</b>	<b>2</b>	<b>12</b>	<b>1-2</b>	<b>0.0-0</b>

\*redshirt season

**CAREER MISCELLANEOUS STATS**

YEAR	FF	FR	PBU	INT	QBH	BLK
2018	0	0	0	0	0	0
2019	0	1	0	1	0	0
<b>TOTAL</b>	<b>0</b>	<b>1</b>	<b>0</b>	<b>1</b>	<b>0</b>	<b>0</b>

**CAREER HIGHS**

<b>Tackles</b>	3	twice
<b>TFLs</b>	1	at Purdue (2019)
<b>Sacks</b>	none	
<b>Breakups</b>	none	
<b>Interceptions</b>	1	vs. Northern Illinois (2019)



**DAMION DANIELS** #93

6-3 | 340 | SO. | DL  
DALLAS, TEXAS

**CAREER HONORS**

- 2-Time Nebraska Scholar-Athlete Honor Roll
- 2-Time Brook Berringer Citizenship Team
- 2-Time Tom Osborne Citizenship Team

**PERSONAL NOTES**

- His older brother Darrion is a senior defensive lineman for the Huskers
- One of five sets of brothers on 2019 roster

**SEASON HIGHLIGHTS**

- Has a career-high 13 tackles this season
- Had three tackles in the opener against South Alabama, one shy of his career high
- Tied his career high with four tackles against Northern Illinois
- Had three tackles against No. 5 Ohio State
- Made his first career start against No. 15 Wisconsin and had one tackle

**GAME-BY-GAME**

OPPONENT	UT-AT-TT	TFL-YD	SACK-YD
South Alabama	1-2-3	0-0	0.0-0
at Colorado	0-0-0	0-0	0.0-0
Northern Illinois	0-4-4	0-0	0.0-0
at Illinois	0-1-1	0-0	0.0-0
Ohio State	2-1-3	0-0	0.0-0
Northwestern	0-0-0	0-0	0.0-0
at Minnesota	0-0-0	0-0	0.0-0
Indiana	0-1-1	0-0	0.0-0
at Purdue	0-0-0	0-0	0.0-0
Wisconsin	0-1-1	0-0	0.0-0
at Maryland	0-0-0	0-0	0.0-0
Iowa			

**CAREER TACKLE STATS**

YEAR	G/S	UT	AT	TT	TFL-YD	SCK-YD
2017						
2018	12/0	3	9	12	1-1	0.0-0
2019	11/1	3	10	13	0-0	0.0-0
<b>TOTAL</b>	<b>23/2</b>	<b>6</b>	<b>19</b>	<b>25</b>	<b>1-1</b>	<b>0.0-0</b>

**CAREER MISCELLANEOUS STATS**

YEAR	FF	FR	PBU	INT	QBH	BLK
2017						
2018	0	1	0	0	0	0
2019	0	0	0	0	0	0
<b>TOTAL</b>	<b>0</b>	<b>1</b>	<b>0</b>	<b>0</b>	<b>0</b>	<b>0</b>

**CAREER HIGHS**

<b>Tackles</b>	4	twice
<b>TFLs</b>	1	vs. Bethune-Cookman (2018)
<b>Sacks</b>	none	
<b>Breakups</b>	none	



**DARRION DANIELS** #79

6-4 | 325 | SR. | DL  
DALLAS, TEXAS

**CAREER HONORS**

- Team Captain (2019)
- Nebraska Scholar-Athlete Honor Roll (Spring 2019)

**PERSONAL NOTES**

- His younger brother Damion is a sophomore defensive lineman for the Huskers
- One of five sets of brothers on 2019 roster

**CAREER NOTES**

- Graduate transfer who played four seasons at Oklahoma State (2015-18), redshirting in 2018 after an injury limited him to four games

**SEASON HIGHLIGHTS**

- Had four tackles vs. South Alabama
- Career-high two TFLs and 1.5 sacks vs. NIU
- Had his most tackles as a Husker (6), including a TFL, against Northwestern
- Had six tackles again the next week at Minnesota
- Intercepted the first pass of his career at Purdue
- Missed the Wisconsin game due to injury

**GAME-BY-GAME**

OPPONENT	UT-AT-TT	TFL-YD	SACK-YD
South Alabama	2-2-4	0-0	0.0-0
at Colorado	1-0-1	0-0	0.0-0
Northern Illinois	2-3-5	2-2	1.5-2
at Illinois	1-1-2	0-0	0.0-0
Ohio State	1-2-3	0-0	0.0-0
Northwestern	4-2-6	1-5	0.0-0
at Minnesota	3-3-6	0-0	0.0-0
Indiana	0-0-0	0-0	0.0-0
at Purdue	1-0-1	0-0	0.0-0
Wisconsin	--Did Not Play--		
at Maryland	0-0-0	0-0	0.0-0
Iowa			

**CAREER TACKLE STATS**

YEAR	G/S	UT	AT	TT	TFL-YD	SCK-YD
2015*	13/0	11	5	16	3-4	0.5-1
2016*	13/0	9	6	15	1-1	0.0-0
2017*	10/10	17	9	26	5-13	0.5-1
2018*^	4/4	4	3	7	1-11	1.0-11
2019	10/10	15	13	28	3-7	1.5-2
<b>TOTAL</b>	<b>50/24</b>	<b>56</b>	<b>36</b>	<b>92</b>	<b>13-36</b>	<b>3.5-15</b>

\*at Oklahoma State; ^redshirt season

**CAREER MISCELLANEOUS STATS**

YEAR	FF	FR	PBU	INT	QBH	BLK
2015	0	0	0	0	1	0
2016	0	0	1	0	1	1
2017	0	0	2	0	2	0
2018*	0	0	0	0	0	0
2019	0	0	0	1	0	0
<b>TOTAL</b>	<b>0</b>	<b>0</b>	<b>3</b>	<b>1</b>	<b>4</b>	<b>1</b>

\*redshirt season

**CAREER HIGHS**

<b>Tackles</b>	8	vs. TCU (2017)*
<b>TFLs</b>	2	vs. Northern Illinois (2019)
<b>Sacks</b>	1.5	vs. Northern Illinois (2019)
<b>Breakups</b>	1	three times*
<b>Interceptions</b>	1	at Purdue (2019)
<b>Blocked PAT</b>	1	vs. Texas (2016)*

\*at Oklahoma State



**ALEX DAVIS** #22

6-5 | 250 | SR. | OLB  
RIVIERA BEACH, FLA.

**CAREER HONORS**

- Nebraska Scout Team Defensive MVP (2015)
- 2-Time Nebraska Scholar-Athlete Honor Roll
- 2-Time Brook Berringer Citizenship Team
- 2-Time Tom Osborne Citizenship Team

**SEASON HIGHLIGHTS**

- Has started every game at outside linebacker and made a career-high 27 tackles
- Scored the game's final touchdown vs. South Alabama with a fumble recovery in the end zone
- Had his first career fumble recovery and first career quarterback hurry vs. South Alabama
- Added another hurry the next week at Colorado, when he tied his career high with two TFLs
- Had a season-high three tackles at Illinois
- Intercepted the first pass of his career against Indiana and also had a career-high two hurries
- Had a tackle for loss and forced the first fumble of his career at Purdue
- Tied his career high with four tackles against both Wisconsin and Maryland

**GAME-BY-GAME**

OPPONENT	UT-AT-TT	TFL-YD	SACK-YD
South Alabama	1-0-1	0-0	0.0-0
at Colorado	2-0-2	2-5	0.0-0
Northern Illinois	1-0-1	0-0	0.0-0
at Illinois	2-1-3	0-0	0.0-0
Ohio State	1-1-2	0-0	0.0-0
Northwestern	0-2-2	0-0	0.0-0
at Minnesota	1-2-3	0-0	0.0-0
Indiana	2-0-2	0-0	0.0-0
at Purdue	1-2-3	1-0	0.0-0
Wisconsin	2-2-4	0-0	0.0-0
at Maryland	4-0-4	0-0	0.0-0
Iowa			

**CAREER TACKLE STATS**

YEAR	G/S	UT	AT	TT	TFL-YD	SCK-YD
2015		Redshirt				
2016	13/0	0	2	2	0-0	0.0-0
2017	12/5	10	7	17	4-11	1.5-5
2018	12/4	1	4	5	0-0	0.0-0
2019	11/11	17	10	27	3-5	0.0-0
<b>TOTAL</b>	<b>48/20</b>	<b>28</b>	<b>23</b>	<b>51</b>	<b>7-16</b>	<b>1.5-5</b>

**CAREER MISCELLANEOUS STATS**

YEAR	FF	FR	PBU	INT	QBH	BLK
2015	Redshirt					
2016	0	0	0	0	0	0
2017	0	0	0	0	0	0
2018	0	0	0	0	0	0
2019	1	1	0	1	5	0
<b>TOTAL</b>	<b>1</b>	<b>1</b>	<b>0</b>	<b>1</b>	<b>5</b>	<b>0</b>

**CAREER HIGHS**

<b>Tackles</b>	4 three times
<b>TFLs</b>	2 twice
<b>Sacks</b>	1.0 at Penn St. (2017)
<b>Breakups</b>	none
<b>Interceptions</b>	1 vs. Indiana (2019)



**CARLOS DAVIS** #96

6-2 | 320 | SR. | DL  
BLUE SPRINGS, MO.

**CAREER HONORS**

- Honorable-Mention All-Big Ten (2018)
- Honorable-Mention BTN All-Freshman Team (2016)
- 2-Time NCAA All-American in the Discus
- 2-Time Nebraska Scholar-Athlete Honor Roll
- 3-Time Brook Berringer Citizenship Team
- 3-Time Tom Osborne Citizenship Team

**PERSONAL NOTES**

- Twin brother Khalil - born five minutes after Carlos - is also a Husker defensive lineman
- One of five sets of brothers on 2019 roster
- Earned his degree in child, youth and family studies in August of 2019

**CAREER NOTES**

- Was an All-American in the discus for the Nebraska track and field team at the 2018 and 2019 NCAA Outdoor Championships
- Was a four-time letterwinner in track and field
- Along with his brother Khalil, on track to become the first Husker to earn eight career letters since Bob Cerv in 1950 and just the 10th overall

**SEASON HIGHLIGHTS**

- Ranks second on the team - behind his twin brother Khalil - with 4.0 sacks
- Posted four tackles and his second career fumble recovery in the opener against South Alabama
- Tied or set career highs in tackles (6), TFLs (2), sacks (1.5) and breakups (2) vs. Northern Illinois
- Finished with three tackles and had a TFL for the third straight game at Illinois
- Had four tackles in three consecutive Big Ten games (Ohio State, Northwestern, Minnesota)
- Also forced the first fumble of his career at Minnesota
- Split a sack with his twin brother Khalil at Purdue
- Added his fourth sack of the year at Maryland

**GAME-BY-GAME**

OPPONENT	UT-AT-TT	TFL-YD	SACK-YD
South Alabama	2-2-4	0-0	0.0-0
at Colorado	2-0-2	1-12	1.0-12
Northern Illinois	3-3-6	2-15	1.5-15
at Illinois	1-2-3	1-4	0.0-0
Ohio State	2-2-4	0-0	0.0-0
Northwestern	2-2-4	0-0	0.0-0
at Minnesota	3-1-4	0-0	0.0-0
Indiana	0-2-2	0-0	0.0-0
at Purdue	0-1-1	1-3	0.5-3
Wisconsin	--Did Not Play--		
at Maryland	1-0-1	1-4	1.0-4
Iowa			

**CAREER TACKLE STATS**

YEAR	G/S	UT	AT	TT	TFL-YD	SCK-YD
2015	Redshirt					
2016	13/4	11	13	24	5-25	2.0-24
2017	12/12	17	25	42	4-19	2.5-18
2018	12/9	13	14	27	3-13	1.0-8
2019	10/10	16	15	31	6-36	4.0-34
<b>TOTAL</b>	<b>47/35</b>	<b>57</b>	<b>67</b>	<b>124</b>	<b>18-93</b>	<b>9.5-84</b>

**CAREER MISCELLANEOUS STATS**

YEAR	FF	FR	PBU	INT	QBH	BLK
2015	Redshirt					
2016	0	0	0	0	3	0
2017	0	0	0	0	6	0
2018	0	1	5	0	1	0
2019	1	1	3	0	1	0
<b>TOTAL</b>	<b>1</b>	<b>2</b>	<b>8</b>	<b>0</b>	<b>11</b>	<b>0</b>

**CAREER HIGHS**

<b>Tackles</b>	6 three times
<b>TFLs</b>	2 twice
<b>Sacks</b>	1.5 vs. Northern Illinois (2019)
<b>Breakups</b>	2 twice



**KHALIL DAVIS** #94

6-2 | 315 | SR. | DL  
BLUE SPRINGS, MO.

**CAREER HONORS**

- Honorable-Mention All-Big Ten (2018)
- Nebraska Defensive Lineman of the Year (2018)
- Track & Field All-American (Discus, 2019)
- Nebraska Scholar-Athlete Honor Roll (Spring 2017)
- 3-Time Brook Berringer Citizenship Team
- 3-Time Tom Osborne Citizenship Team

**PERSONAL NOTES**

- Twin brother Carlos - born five minutes before Khalil - is also a Husker defensive lineman
- One of five sets of brothers on 2019 roster
- Earned his degree in child, youth and family studies in August of 2019

**CAREER NOTES**

- Was an All-American in the discus for the Nebraska track and field team at the 2019 NCAA Outdoor Championships
- Was a four-time letterwinner in track and field
- Along with his brother Carlos, on track to become the first Husker to earn eight career letters since Bob Cerv in 1950 and just the 10th overall

**SEASON HIGHLIGHTS**

- Leads Nebraska with 8.0 sacks and is tied for the team lead with 11 tackles for loss
- 4th in the Big Ten in sacks per game (0.8)
- Had three tackles and a sack vs. South Alabama
- Had five solo tackles and tied his career high with two TFLs at Colorado
- Recorded a four-yard sack at Illinois
- Tied his season high with five tackles vs. No. 5 Ohio State
- Also tied his career high with two TFLs against the Buckeyes, including an eight-yard sack
- Missed the Northwestern while serving a one-game suspension from the Big Ten Conference
- Came back to start and record four tackles at Minnesota
- Registered his fourth sack of the year against Indiana
- Had a career-high eight tackles with 1.5 sacks at Purdue, including splitting a sack with his twin brother Carlos
- Also had the second pass breakup of his career at Purdue
- Had six tackles vs. No. 15 Wisconsin
- Had a career-high 2.5 sacks at Maryland

**GAME-BY-GAME**

OPPONENT	UT-AT-TT	TFL-YD	SACK-YD
South Alabama	2-1-3	1-9	1.0-9
at Colorado	5-0-5	2-9	0.0-0
Northern Illinois	0-1-1	0-0	0.0-0
at Illinois	2-1-3	1-4	1.0-4
Ohio State	4-1-5	2-10	1.0-8
Northwestern	--Did Not Play--		
at Minnesota	2-2-4	0-0	0.0-0
Indiana	1-1-2	1-1	1.0-1
at Purdue	5-3-8	2-12	1.5-12
Wisconsin	3-3-6	0-0	0.0-0
at Maryland	3-1-4	2-10	2.5-10
Iowa			

**CAREER TACKLE STATS**


YEAR	G/S	UT	AT	TT	TFL-YD	SCK-YD
2015		Redshirt				
2016	12/0	4	1	5	2-4	0.0-0
2017	12/0	6	9	15	4-17	2.0-11
2018	12/0	24	17	41	8-32	3.0-19
2019	10/10	27	14	41	11-55	8.0-44
<b>TOTAL</b>	<b>46/10</b>	<b>61</b>	<b>41</b>	<b>102</b>	<b>25-108</b>	<b>13.0-74</b>

**CAREER MISCELLANEOUS STATS**

YEAR	FF	FR	PBU	INT	QBH	BLK
2015		Redshirt				
2016	0	0	0	0	0	0
2017	1	0	1	0	2	0
2018	1	1	0	0	4	0
2019	0	0	1	0	0	0
<b>TOTAL</b>	<b>2</b>	<b>1</b>	<b>2</b>	<b>0</b>	<b>6</b>	<b>0</b>

**CAREER HIGHS**

<b>Tackles</b>	8 at Purdue (2019)
<b>TFLs</b>	2 nine times
<b>Sacks</b>	2.5 at Maryland (2019)
<b>Breakups</b>	1 twice



**MARQUEL DISMUKE** #19

6-2 | 215 | JR. | S  
COMPTON, CALIF.

**CAREER HONORS**

- Nebraska Scholar-Athlete Honor Roll (Fall 2006)

**SEASON HIGHLIGHTS**

- 4th on the team with a career-high 61 tackles
- Made his second career start vs. South Alabama and had four stops, including his first career TFL
- Was second on the team with six tackles at Colorado, all solo tackles
- Led Nebraska with seven tackles at Illinois
- Broke up the first three passes of his career at Illinois, including breakups on the Illini's third- and fourth-down plays on their final drive with Nebraska clinging to a four-point lead
- Tied for the team lead with eight tackles vs. No. 5 Ohio State
- Had seven tackles and six solo stops vs. Northwestern
- Made a career-high 10 tackles at Minnesota, including his second career TFL
- Tied for the team lead with six tackles against Indiana
- Had seven tackles at Purdue, giving him at least six tackles in each of the first six Big Ten games
- Had a fumble recovery and a breakup at Maryland

**GAME-BY-GAME**

OPPONENT	UT-AT-TT	TFL-YD	PBU	INT
South Alabama	1-3-4	1-4	0	0
at Colorado	6-0-6	0-0	0	0
Northern Illinois	2-1-3	0-0	0	0
at Illinois	6-1-7	0-0	3	0
Ohio State	4-4-8	0-0	0	0
Northwestern	6-1-7	0-0	0	0
at Minnesota	2-8-10	1-1	0	0
Indiana	5-1-6	0-0	0	0
at Purdue	7-0-7	0-0	0	0
Wisconsin	1-1-2	0-0	0	0
at Maryland	1-0-1	0-0	1	0
Iowa				

**CAREER TACKLE STATS**

YEAR	G/S	UT	AT	TT	TFL-YD	SCK-YD
2016		Redshirt				
2017	12/1	20	14	34	0-0	0.0-0
2018	8/0	8	2	10	0-0	0.0-0
2019	11/11	41	20	61	2-5	0.0-0
<b>TOTAL</b>	<b>31/12</b>	<b>69</b>	<b>36</b>	<b>105</b>	<b>2-5</b>	<b>0.0-0</b>

**CAREER MISCELLANEOUS STATS**

YEAR	FF	FR	PBU	INT	QBH	BLK
2016		Redshirt				
2017	0	1	0	0	0	0
2018	0	0	0	0	0	1
2019	0	1	4	0	1	0
<b>TOTAL</b>	<b>0</b>	<b>2</b>	<b>4</b>	<b>0</b>	<b>1</b>	<b>1</b>

**CAREER HIGHS**

<b>Tackles</b>	10 at Minnesota (2019)
<b>TFLs</b>	1 twice
<b>Sacks</b>	none
<b>Breakups</b>	3 at Illinois (2019)
<b>Blocked Punts</b>	1 vs. Illinois (2018)



**JOJO DOMANN #13**

6-1 | 235 | JR. | OLB  
COLORADO SPRINGS, COLO.

**CAREER HONORS**

- Academic All-Big Ten (2017)
- 2-Time Nebraska Scholar-Athlete Honor Roll
- 3-Time Brook Berringer Citizenship Team
- 3-Time Tom Osborne Citizenship Team

**CAREER NOTES**

- Played safety his first 2 1/2 years before switching to outside linebacker midway through 2018

**SEASON HIGHLIGHTS**

- Career highs in tackles (48), TFLs (11), sacks (2.5) and breakups (4)
- Tied for the team lead with 11 tackles for loss
- Recorded four tackles against South Alabama, including two TFLs and one pass breakup
- Had six tackles - one shy of his career high - a TFL and a pass breakup against Northern Illinois
- Tied his career high with two TFLs, posted his first sack and forced his first fumble at Illinois
- Had a half sack against No. 5 Ohio State
- Had a career-high seven tackles (two TFLs) with one breakup vs. Northwestern
- Tied for team lead with six tackles vs. Indiana
- Had a career-high eight tackles at Purdue
- Had three tackles and forced a fumble vs. Wisconsin
- Had a sack and a breakup at Maryland

**GAME-BY-GAME**

OPPONENT	UT-AT-TT	TFL-YD	SACK-YD
South Alabama	2-2-4	2-7	0.0-0
at Colorado	2-0-2	0-0	0.0-0
Northern Illinois	4-2-6	1-2	0.0-0
at Illinois	4-1-5	2-11	1.0-10
Ohio State	2-2-4	1-2	0.5-2
Northwestern	5-2-7	2-3	0.0-0
at Minnesota	1-0-1	0-0	0.0-0
Indiana	3-3-6	1-1	0.0-0
at Purdue	7-1-8	1-5	0.0-0
Wisconsin	3-0-3	0-0	0.0-0
at Maryland	2-0-2	1-9	1.0-9
Iowa			

**CAREER TACKLE STATS**

YEAR	G/S	UT	AT	TT	TFL-YD	SCK-YD
2016	13/0	5	3	8	0-0	0.0-0
2017		Redshirt				
2018	8/2	10	9	19	1-7	1.0-7
2019	11/6	35	13	48	11-40	2.5-21
<b>TOTAL</b>	<b>32/8</b>	<b>50</b>	<b>25</b>	<b>75</b>	<b>12-47</b>	<b>3.5-28</b>

**CAREER MISCELLANEOUS STATS**

YEAR	FF	FR	PBU	INT	QBH	BLK
2016	1	0	0	0	0	0
2017	Redshirt					
2018	2	1	2	0	0	0
2019	2	0	4	0	1	0
<b>TOTAL</b>	<b>5</b>	<b>1</b>	<b>6</b>	<b>0</b>	<b>1</b>	<b>0</b>

**CAREER HIGHS**

Tackles	8 at Purdue (2019)
TFLs	2 three times
Sacks	1.0 three times
Breakups	1 six times



**MATT FARNIOK #71**

6-6 | 335 | JR. | OL  
SIOUX FALLS, S.D.

**CAREER HONORS**

- Team Captain (2019)
- 2-Time Academic All-Big Ten
- 6-Time Nebraska Scholar-Athlete Honor Roll
- 2-Time Brook Berringer Citizenship Team
- 2-Time Tom Osborne Citizenship Team

**PERSONAL NOTES**

- His brother Will is a redshirt freshman offensive lineman for the Huskers
- One of five sets of brothers on 2019 roster

**CAREER NOTES**


- Has started 23 consecutive games, all at right tackle

**SEASON HIGHLIGHTS**

- Helped Nebraska total 690 yards at Illinois, NU's highest total in a conference game since 2007
- Helped Nebraska set a school record for completion percentage vs. Indiana (87.0)
- Helped NU tie its most points ever in a Big Ten Conference game at Maryland (54)

**CAREER STATS**

- **Games:** 30 (7 in 2017; 12 in 2018; 11 in 2019)
- **Starts:** 27 (4 in 2017; 12 in 2018; 11 in 2019)



**TRENT HIXSON #75**

6-4 | 310 | SO. | OL  
OMAHA, NEB.

**CAREER HONORS**

- Academic All-Big Ten (2018)
- 4-Time Nebraska Scholar-Athlete Honor Roll
- 2-Time Brook Berringer Citizenship Team
- 2-Time Tom Osborne Citizenship Team

**PERSONAL NOTES**

- Former walk-on was placed on scholarship this season

**SEASON HIGHLIGHTS**

- Has started every game at left guard
- Earned his first career start in the season opener against South Alabama
- Helped Nebraska total 300 yards rushing and 300 yards passing at Illinois, marking just the second time in program history Nebraska has both passed and rushed for 300 yards in the same game
- Helped NU tie its most points ever in a Big Ten Conference game at Maryland (54)

**CAREER STATS**

- **Games:** 15 (4 in 2018; 11 in 2019)
- **Starts:** 11 (11 in 2019)



**WILL HONAS #3**

6-1 | 225 | JR. | ILB  
WICHITA, KAN.

**CAREER HONORS**

- 3-Time Nebraska Scholar-Athlete Honor Roll

**PERSONAL NOTES**

- His cousin Todd is a junior wideout for the Huskers

**SEASON HIGHLIGHTS**

- Has set career highs in tackles (69), TFLs (5) and sacks (1.0), ranking 2nd on the team in tackles
- Returned from a season-ending injury in 2018 to post three tackles against South Alabama, including his first career sack
- Led Nebraska with a career-high nine tackles at Colorado, including a tackle for loss in a second straight game
- Had eight tackles the next week against NIU, including a TFL
- Recorded a career-high two TFLs at Illinois, his fourth straight game with at least one TFL
- Had five tackles against both Ohio State and Northwestern
- Also totaled five tackles vs. Indiana
- Led Nebraska with career-high-tying nine tackles at Purdue
- Tied for the team lead with a career-high 12 tackles against No. 15 Wisconsin

**GAME-BY-GAME**

OPPONENT	UT-AT-TT	TFL-YD	SACK-YD
South Alabama	2-1-3	1-7	1.0-7
at Colorado	7-2-9	1-0	0.0-0
Northern Illinois	2-6-8	1-5	0.0-0
at Illinois	2-2-4	2-3	0.0-0
Ohio State	2-3-5	0-0	0.0-0
Northwestern	2-3-5	0-0	0.0-0
at Minnesota	2-2-4	0-0	0.0-0
Indiana	3-2-5	0-0	0.0-0
at Purdue	8-1-9	0-0	0.0-0
Wisconsin	7-5-12	0-0	0.0-0
at Maryland	3-2-5	0-0	0.0-0
Iowa			

**CAREER TACKLE STATS**

YEAR	G/S	UT	AT	TT	TFL-YD	SCK-YD
2018*	4/0	6	9	15	1-1	0.0-0
2019	11/0	40	29	69	5-15	1.0-7
<b>TOTAL</b>	<b>15/0</b>	<b>46</b>	<b>38</b>	<b>84</b>	<b>6-16</b>	<b>1.0-7</b>

\*redshirt season

**CAREER MISCELLANEOUS STATS**

YEAR	FF	FR	PBU	INT	QBH	BLK
2018*	0	0	0	0	1	0
2019	0	0	0	0	1	0
<b>TOTAL</b>	<b>0</b>	<b>0</b>	<b>0</b>	<b>0</b>	<b>2</b>	<b>0</b>

\*redshirt season

**CAREER HIGHS**

Tackles	12 vs. Wisconsin (2019)
TFLs	2 at Illinois (2019)
Sacks	1 vs. South Alabama (2019)
Breakups	none



**LAMAR JACKSON #21**

6-3 | 215 | SR. | CB  
ELK GROVE, CALIF.

**CAREER HONORS**

- Nebraska Scholar-Athlete Honor Roll (Spring 2018)

**CAREER NOTES**

- 22 pass breakups tied for 10th all-time at NU

**SEASON HIGHLIGHTS**

- 7th nationally in passes defended (leads Big Ten)
- 9th nationally in pass breakups (leads Big Ten)
- Forced a fumble and had three tackles, including his second career sack, vs. South Alabama
- Intercepted the third pass of his career at Colorado and also had a pass breakup
- Had a career-high four pass breakups against Northern Illinois, which tied for the most single-game pass breakups in the nation through three weeks
- Broke up two more passes at Illinois and tied his career high with a pair of tackles for loss
- Had two more breakups against No. 5 Ohio State
- Had an interception that set up Nebraska's walk-off field goal against Northwestern
- Made his 100th career tackle vs. Northwestern
- Broke up two passes at Minnesota
- Had a season-high five tackles at Purdue and intercepted his third pass of the year
- Had a season-high six tackles vs. Wisconsin and recovered a Badger fumble
- Forced a fumble at Maryland

**GAME-BY-GAME**

OPPONENT	UT-AT-TT	TFL-YD	PBU	INT
South Alabama	3-0-3	1-4	0	0
at Colorado	1-0-1	0-0	1	1
Northern Illinois	3-0-3	0-0	4	0
at Illinois	3-0-3	2-5	2	0
Ohio State	3-1-4	0-0	2	0
Northwestern	3-1-4	0-0	0	1
at Minnesota	1-2-3	0-0	2	0
Indiana	3-0-3	0-0	1	0
at Purdue	4-1-5	1-1	0	1
Wisconsin	2-4-6	0-0	0	0
at Maryland	2-0-2	0-0	0	0
Iowa				

**CAREER TACKLE STATS**

YEAR	G/S	UT	AT	TT	TFL-YD	SCK-YD
2016	13/1	14	3	17	2-14	1.0-11
2017	12/12	27	11	38	0-0	0.0-0
2018	12/11	21	7	28	1-1	0.0-0
2019	11/11	28	9	37	4-10	1.0-4
<b>TOTAL</b>	<b>48/35</b>	<b>90</b>	<b>30</b>	<b>120</b>	<b>7-25</b>	<b>2.0-15</b>

**CAREER MISCELLANEOUS STATS**

YEAR	FF	FR	PBU	INT	QBH	BLK
2016	0	0	0	0	0	0
2017	0	0	3	0	0	0
2018	1	0	7	2	0	0
2019	2	1	12	3	1	0
<b>TOTAL</b>	<b>3</b>	<b>1</b>	<b>22</b>	<b>5</b>	<b>1</b>	<b>0</b>

**CAREER HIGHS**

<b>Tackles</b>	8 at Purdue (2017)
<b>TFLs</b>	2 twice
<b>Sacks</b>	1.0 vs. Fresno St. (2016)
<b>Breakups</b>	4 vs. Northern Illinois (2019)
<b>Interceptions</b>	1 five times



**BRENDEN JAIMES #76**

6-6 | 300 | JR. | OL  
AUSTIN, TEXAS

**CAREER HONORS**

- Honorable-Mention All-Big Ten (2018)
- Honorable-Mention BTN All-Freshman Team (2016)
- 2-Time Nebraska Scholar-Athlete Honor Roll

**NEBRASKA RECORDS**

- Starts by a True Freshman Offensive Lineman (9)

**CAREER NOTES**

- Has started 32 consecutive games, the longest active streak of any Husker
- Has started 23 straight games at left tackle
- Became the 11th Husker offensive lineman to play as a true freshman in 2017
- Became the 5th Husker offensive lineman to start a game as a true freshman in 2017
- Started nine games in 2017, nearly matching the total of the four previous Husker true freshmen offensive line starters combined (11 starts)

**SEASON HIGHLIGHTS**

- Left the Northern Illinois game in the second half (injury) but returned to start the next week
- Helped NU post its most total yards (690 at Illinois) against a conference foe since 2007

**CAREER STATS**

- **Games:** 32 (9 in 2017; 12 in 2018; 11 in 2019)
- **Starts:** 32 (9 in 2017; 12 in 2018; 11 in 2019)



**CAMERON JURGENS #51**

6-3 | 285 | RFR. | OL  
BEATRICE, NEB.

**CAREER HONORS**

- 2-Time Nebraska Scholar-Athlete Honor Roll
- Brook Berringer Citizenship Team (2019)
- Tom Osborne Citizenship Team (2019)

**CAREER NOTES**

- Spent his freshman season at tight end before switching to center in the spring
- By starting the season opener vs. South Alabama, became the first freshman (true or redshirt) to start a game at center for Nebraska since freshmen regained eligibility in 1972
- 1 of 6 freshmen offensive linemen (true or redshirt) to start a season opener at Nebraska

**SEASON HIGHLIGHTS**

- Has started every game at center
- Helped Nebraska total 300 yards rushing and passing for the second time ever against Illinois
- Helped Nebraska set a school record for completion percentage vs. Indiana (87.0)

**CAREER STATS**

- **Games:** 11 (1 in 2018\*; 11 in 2019)
- **Starts:** 11 (10 in 2019)

\*redshirt season (at tight end)



**ERIC LEE JR. #6**

6-0 | 215 | SR. | S  
MILTON, MASS.

**CAREER HONORS**

- 3-Time Nebraska Scholar-Athlete Honor Roll
- 3-Time Brook Berringer Citizenship Team
- 3-Time Tom Osborne Citizenship Team

**PERSONAL NOTES**

- Earned his degree in management in December of 2018

**CAREER NOTES**

- Was a cornerback his first four seasons before switching to safety during the spring

**SEASON HIGHLIGHTS**

- Intercepted the first two passes of his career vs. South Alabama, returning his first pick 38 yards for a touchdown
- Also broke up a pass against South Alabama, giving him three passes defended
- Started at Colorado and had five solo tackles
- Blocked the first punt of his career at Purdue
- Had four tackles vs. No. 15 Wisconsin

**GAME-BY-GAME**

OPPONENT	UT-AT-TT	TFL-YD	PBU	INT
South Alabama	3-1-4	0-0	1	2
at Colorado	5-0-5	0-0	0	0
Northern Illinois	2-0-2	0-0	0	0
at Illinois	0-0-0	0-0	0	0
Ohio State	1-1-2	0-0	0	0
Northwestern	0-0-0	0-0	0	0
at Minnesota	0-0-0	0-0	0	0
Indiana	0-1-1	0-0	0	0
at Purdue	2-0-2	0-0	0	0
Wisconsin	0-4-4	0-0	0	0
at Maryland	0-0-0	0-0	0	0
Iowa				

**CAREER TACKLE STATS**


YEAR	G/S	UT	AT	TT	TFL-YD	SCK-YD
2015		Redshirt				
2016	8/0	1	1	2	1-1	0.0-0
2017	9/6	18	12	30	1-1	0.0-0
2018	9/1	7	6	13	0-0	0.0-0
2019	11/1	13	7	20	0-0	0.0-0
<b>TOTAL</b>	<b>37/8</b>	<b>39</b>	<b>26</b>	<b>65</b>	<b>2-2</b>	<b>0.0-0</b>

**CAREER MISCELLANEOUS STATS**

YEAR	FF	FR	PBU	INT	QBH	BLK
2015	Redshirt					
2016	0	0	0	0	0	0
2017	0	0	2	0	0	0
2018	0	0	0	0	0	0
2019	0	0	1	2	0	1
<b>TOTAL</b>	<b>0</b>	<b>0</b>	<b>3</b>	<b>2</b>	<b>0</b>	<b>1</b>

**CAREER HIGHS**

<b>Tackles</b>	7 vs. Arkansas St. (2017)
<b>TFLs</b>	1 twice
<b>Sacks</b>	none
<b>Breakups</b>	1 three times
<b>Interceptions</b>	2 vs. South Alabama (2019)
<b>Blocked Punts</b>	1 at Purdue (2019)



**ADRIAN MARTINEZ** #2  
 6-2 | 225 | SO. | QB  
 FRESNO, CALIF.

**CAREER HONORS**

- Team Captain (2019)
- Freshman All-American (2018)
- Honorable-Mention All-Big Ten (2018)
- National Performer of the Week (2018 vs. Minn.)
- National Freshman of the Week (2018 vs. Colo.)
- 3-Time Big Ten Freshman of the Week (2018)
- NU Outstanding Male Newcomer (2018-19)
- Nebraska Offensive Back of the Year (2018)
- 3-Time Nebraska Scholar-Athlete Honor Roll
- Brook Berringer Citizenship Team (2019)
- Tom Osborne Citizenship Team (2019)

**2019 PRESEASON WATCH LISTS**

- Walter Camp Award
- Maxwell Award
- Davey O'Brien Award
- Manning Award

**NEBRASKA RECORDS**

- Career 400-Yard Total Offense Games (4)
- Season Total Offense Per Game (295.1 in 2018)
- Season 400-Yard Total Offense Games (3 in 2018)
- Season 300-Yard Total Offense Games (7 in 2018)
- Game Completion Pct. (86.2 vs. Minn. in 2018)

**ACTIVE NCAA CAREER RANKINGS**

- Total Offensive Yards Per Game: 8th (286.7)

**CAREER NOTES**

- 2nd sophomore captain at Nebraska since 1930
- In 2018, posted the highest total offense average (295.1 ypg) ever by a true freshman quarterback at a Power Five school
- Overall, posted the 10th-highest total offense average by an FBS freshman and the fifth-best mark by a true freshman
- 1 of 6 freshmen in FBS history to average 200 passing yards & 50 rushing yards per game (1 of 2 true freshmen to hit both marks)
- Is the only true freshman quarterback to start a season opener in Nebraska history
- 1 of 3 true freshmen quarterbacks to start for NU
- 1 of 2 Huskers to have a 300-yard passing and 100-yard rushing game (also Taylor Martinez)
- 1 of 4 Huskers with 4,000 career passing yards and 1,000 career rushing yards (Eric Crouch, Taylor Martinez, Tommy Armstrong Jr.)
- Fastest Husker to record 5,000 total yards (18th game, three games faster than Taylor Martinez)
- Matched Zac Taylor as the fastest Husker to record 4,000 passing yards (18 games)

**SEASON HIGHLIGHTS**

- Leads the Big Ten in total offense yards per game (276.4)
- Had 356 yards of total offense at Colorado and tied his career high with four total touchdowns
- Passed for 290 yards and a pair of touchdowns and ran for 66 yards with two scores at CU
- Moved into second in NU history with his ninth career 300-yard total offense game against Northern Illinois (301)
- Posted his ninth career 250-yard passing game vs. NIU (257) and added 44 rushing yards
- Career high 446 yards of total offense at Illinois, his fourth career 400-yard total offense game

- Threw for 328 yards at Illinois and rushed for 118 yards, posting the second 300-yard passing and 100-yard rushing game in school history
- Marked 1 of 2 100-yard rushing games by a Big Ten quarterback in 2019 and the only 100-yard effort in a conference game
- Limited to 128 yards of total offense vs. Ohio State and 171 yards of total offense against Northwestern before missing the final quarter against the Wildcats due to injury
- Missed the Minnesota and Indiana games due to injury
- Tied career high with two rushing touchdowns
- Eclipsed 1,000 career rushing yards, 4,000 passing yards & 5,000 total offense yards at Purdue
- Had 309 yards of offense vs. No. 15 Wisconsin
- Totaled 288 yards of offense at Maryland

**PASSING GAME-BY-GAME**

OPPONENT	COMP-ATT	YDS	TD	INT
South Alabama	13-22	178	0	1
at Colorado	16-26	290	2	1
Northern Illinois	16-27	257	2	0
at Illinois	22-34	328	3	0
Ohio State	8-17	47	0	3
Northwestern	13-20	145	0	0
at Minnesota	--Did Not Play--			
Indiana	--Did Not Play--			
at Purdue	22-39	247	0	1
Wisconsin	13-23	220	1	1
at Maryland	16-25	194	2	1
Iowa				

**RUSHING GAME-BY-GAME**

OPPONENT	ATT.	YDS	TD	LONG
South Alabama	13	6	0	10
at Colorado	19	66	2	17
Northern Illinois	11	44	1	11
at Illinois	18	118	0	44
Ohio State	15	81	0	56
Northwestern	9	26	0	8
at Minnesota	--Did Not Play--			
Indiana	--Did Not Play--			
at Purdue	12	58	2	21
Wisconsin	16	89	1	45
at Maryland	10	94	1	30
Iowa				

**TOTAL OFFENSE GAME-BY-GAME**

OPPONENT	ATT.	PASS	RUSH	TOT
South Alabama	35	178	6	184
at Colorado	45	290	66	356
Northern Illinois	38	257	44	301
at Illinois	52	328	118	446
Ohio State	32	47	81	128
Northwestern	29	145	26	171
at Minnesota	--Did Not Play--			
Indiana	--Did Not Play--			
at Purdue	51	247	58	305
Wisconsin	29	220	89	309
at Maryland	35	194	94	288
Iowa				

**CAREER PASSING STATS**

YEAR	G/S	CMP-ATT	PCT	YDS	TD	INT
2018	11/11	224-347	64.6	2,617	17	8
2019	9/9	139-233	59.7	1,906	10	8
<b>TOTAL</b>	<b>20/20</b>	<b>363-580</b>	<b>62.6</b>	<b>4,523</b>	<b>27</b>	<b>16</b>

Total Offense: 843 att., 5,734 yds, 42 TDs

**CAREER RUSHING STATS**

YEAR	G/S	ATT.	NET	Y/A	Y/G	TD
2018	11/11	140	629	4.5	57.2	8
2019	9/9	123	582	4.7	64.7	7
<b>TOTAL</b>	<b>20/20</b>	<b>263</b>	<b>1,211</b>	<b>4.6</b>	<b>60.5</b>	<b>15</b>

**CAREER PASSING HIGHS**

Attempts	42 twice
Completions	26 at Iowa (2018)
Yards	384 at Wisconsin (2018)
Touchdowns	3 three times
Long Pass	75 twice (both TDs)

**CAREER RUSHING HIGHS**

Attempts	20 at Ohio St. (2018)
Yards	125 vs. Minnesota (2018)
Touchdowns	2 three times
Long Rush	56 vs. Ohio St. (2019)

**CAREER TOTAL OFFENSE HIGHS**

Attempts	60 vs. Purdue (2018)
Yards	446 at Illinois (2019)
Total Touchdowns	4 three times

**MARTINEZ RECORD WATCH**

**CAREER TOTAL OFFENSE**

RK.	PLAYER, YEARS	YDS
1.	Tommy Armstrong Jr., 2013-16	10,690
2.	Taylor Martinez, 2010-13	10,233
3.	Eric Crouch, 1998-2001	7,915
4.	Zac Taylor, 2005-06	5,777
5.	<b>Adrian Martinez, 2018-pres.</b>	<b>5,734</b>

**CAREER PASSING YARDS**

RK.	PLAYER, YEARS	YDS
1.	Tommy Armstrong Jr., 2013-17	8,871
2.	Taylor Martinez, 2010-13	7,258
3.	Zac Taylor, 2005-06	5,850
4.	Joe Ganz, 2005-08	5,125
5.	Dave Humm, 1972-74	5,035
6.	Jerry Tagge, 1969-71	4,704
7.	<b>Adrian Martinez, 2018-pres.</b>	<b>4,523</b>

**CAREER COMPLETION PERCENTAGE**

RK.	PLAYER, YEARS	PCT.
1.	Joe Ganz, 2006-08	65.1
2.	Sam Keller, 2007	63.1
3.	<b>Adrian Martinez, 2018-present</b>	<b>62.6</b>

Minimum 1,000 career passing yards

**CAREER COMPLETIONS**

RK.	PLAYER, YEARS	COMP.
1.	Tommy Armstrong Jr., 2013-16	625
2.	Taylor Martinez, 2010-13	575
3.	Zac Taylor, 2005-06	470
4.	Joe Ganz, 2006-08	381
5.	<b>Adrian Martinez, 2018-present</b>	<b>363</b>

**CAREER 250-YARD PASSING GAMES**

RK.	PLAYER, YEARS	GAMES
1.	Tommy Armstrong Jr., 2013-16	14
2.	Joe Ganz, 2006-08	11
3.	<b>Adrian Martinez, 2018-present</b>	<b>10</b>

**CAREER 300-YARD PASSING GAMES**

RK.	PLAYER, YEARS	GAMES
1.	Joe Ganz, 2006-08	8
2.	Tommy Armstrong Jr., 2013-16	6
3.	Taylor Martinez, 2010-13	4
t-4.	<b>Adrian Martinez, 2018-present</b>	<b>3</b>

**CAREER 400-YARD TOTAL OFFENSE GAMES**

RK.	PLAYER, YEARS	GAMES
1.	<b>Adrian Martinez, 2018-present</b>	<b>4</b>
2.	Joe Ganz, 2006-08	3

**CAREER 300-YARD TOTAL OFFENSE GAMES**

RK.	PLAYER, YEARS	GAMES
1.	Tommy Armstrong Jr., 2013-16	13
2.	<b>Adrian Martinez, 2018-present</b>	<b>12</b>



**WYATT MAZOUR #37**

5-9 | 200 | SR. | RB  
ALBION, NEB.

**CAREER HONORS**

- 2-Time Academic All-Big Ten
- 6-Time Nebraska Scholar-Athlete Honor Roll
- 4-Time Brook Berringer Citizenship Team
- 4-Time Tom Osborne Citizenship Team

**PERSONAL NOTES**

- Former walk-on was placed on scholarship for his senior season
- Earned his degree in nutrition and health sciences in August of 2019

**SEASON HIGHLIGHTS**

- Totaled 25 yards on five offensive touches against South Alabama
- Had a three-yard carry against Northern Illinois
- Had two carries for 16 yards at Illinois and caught one pass for 10 yards
- Missed the Minnesota game due to injury
- Had a 10-yard run against Indiana and returned two short kickoffs for 40 yards
- Missed the Purdue game due to injury
- Caught a career-high three passes for a career-high 29 yards vs. No. 15 Wisconsin
- Had two carries for five yards at Maryland

**GAME-BY-GAME**

OPPONENT	ATT.	YDS	TD	LONG
South Alabama	4	12	0	7
at Colorado	0	0	0	-
Northern Illinois	1	3	0	3
at Illinois	2	16	0	11
Ohio State	0	0	0	-
Northwestern	1	0	0	0
at Minnesota	--Did Not Play--			
Indiana	1	10	0	10
at Purdue	--Did Not Play--			
Wisconsin	3	2	0	2
at Maryland	2	5	0	4
Iowa				

**CAREER RUSHING STATS**

YEAR	G/S	ATT.	NET	Y/A	Y/G	TD
2015	Redshirt					
2016	1/0	0	0	0.0	0.0	0
2017	3/0	0	0	0.0	0.0	0
2018	12/0	11	76	6.9	6.3	1
2019	9/0	14	46	3.3	5.1	0
<b>TOTAL</b>	<b>25/0</b>	<b>25</b>	<b>122</b>	<b>4.9</b>	<b>4.9</b>	<b>1</b>

RECEIVING: 6 rec., 73 yds, 0 TD

KICKOFF RETURNS: 6 ret., 106 yds, 0 TD

**CAREER HIGHS**

Attempts	5 twice
Yards	55 vs. Bethune-Cookman (2018)
Touchdowns	1 at Michigan (2018)
Long Rush	18 vs. Bethune-Cookman (2018)
Receptions	3 vs. Wisconsin (2019)
Receiving Yards	29 vs. Wisconsin (2019)
Long Reception	21 at Michigan (2018)



**LANE McCALLUM #48**

6-2 | 220 | SO. | S/PK  
NORFOLK, NEB.

**CAREER HONORS**

- 3-Time Nebraska Scholar-Athlete Honor Roll
- Brook Berringer Citizenship Team (2019)
- Tom Osborne Citizenship Team (2019)

**CAREER NOTES**

- Transferred to Nebraska from Air Force to play safety after being a kicker with the Falcons

**SEASON HIGHLIGHTS**

- Was called into kicking duties as Nebraska's emergency place-kicker earlier this season
- Has connected on 9-of-10 extra-point tries, with the lone miss being blocked
- Is 2-of-4 on field goal attempts with both misses hitting the upright
- Made his first two career field goals in the 13-10 win over Northwestern
- Drilled a career-long 35-yarder in the first quarter then hit the game-winning 24-yarder as time expired
- Marked the second walk-off field goal for Nebraska in the 96-year history of Memorial Stadium

**GAME-BY-GAME**

OPPONENT	XP-ATT	FG-ATT	LG	BK	PTS
South Alabama	-Did Not Play-				
at Colorado	--Did Not Play--				
Northern Illinois	3-3	0-0	-	-	3
at Illinois	4-5	0-1	-	-	4
Ohio State	1-1	0-0	-	-	1
Northwestern	1-1	2-3	35	-	7
at Minnesota	1-1	0-0	-	-	1
Indiana	--Did Not Play--				
at Purdue	--Did Not Play--				
Wisconsin	--Did Not Play--				
at Maryland	--Did Not Play--				
Iowa					

**CAREER KICKING STATS**

YEAR	G/S	PAT	FG	PCT.	PTS	LG
2017*	0/0	0/0	0-0	0.0	0	0
2018	Transfer Season					
2019	5/4	10/11	2-4	50.0	16	35
<b>TOTAL</b>	<b>5/4</b>	<b>10/11</b>	<b>2-4</b>	<b>50.0</b>	<b>16</b>	<b>35</b>

\*at Air Force

**CAREER HIGHS**

Field Goal Attempts	3 vs. Northwestern (2019)
Field Goals Made	2 vs. Northwestern (2019)
Long Field Goal	35 vs. Northwestern (2019)
Points	7 vs. Northwestern (2019)
Pat's	4 at Illinois (2019)



**COLLIN MILLER #31**

6-3 | 245 | JR. | ILB  
FISHERS, IND.

**CAREER HONORS**

- Nebraska Scout Team Defensive MVP (2016)
- Academic All-Big Ten (2017)
- Nebraska Scholar-Athlete Honor Roll (Spring 2017)
- Brook Berringer Citizenship Team (2019)
- Tom Osborne Citizenship Team (2019)

**SEASON HIGHLIGHTS**

- Has started every game and set career highs with 62 tackles and seven TFLs and 1.0 sack
- 3rd on the team in tackles
- Earned his first career start vs. South Alabama, recording four tackles and his second career TFL
- Had a then-career-high six tackles at Colorado
- Had five tackles and another TFL vs. NIU
- Had four tackles and a TFL at Illinois
- Had six tackles against No. 5 Ohio State
- Tied for the team lead with a then-career-high eight tackles vs. Northwestern and forced his first career fumble
- Had a career-high 10 tackles at Minnesota
- Had five tackles at Purdue
- Made three tackles against No. 15 Wisconsin
- Led NU in tackles at Maryland (six) and recorded his first career sack and had a fumble recovery and breakup

**GAME-BY-GAME**

OPPONENT	UT-AT-TT	TFL-YD	SACK-YD
South Alabama	1-3-4	1-1	0.0-0
at Colorado	6-0-6	1-4	0.0-0
Northern Illinois	1-4-5	1-1	0.0-0
at Illinois	1-3-4	1-2	0.0-0
Ohio State	3-3-6	0-0	0.0-0
Northwestern	4-4-8	0-0	0.0-0
at Minnesota	5-5-10	1-0	0.0-0
Indiana	2-3-5	1-0	0.0-0
at Purdue	4-1-5	0-0	0.0-0
Wisconsin	1-2-3	0-0	0.0-0
at Maryland	5-1-6	1-5	1.0-5
Iowa			

**CAREER TACKLE STATS**

YEAR	G/S	UT	AT	TT	TFL-YD	SCK-YD
2016	Redshirt					
2017	12/0	4	7	11	0-0	0.0-0
2018	12/0	9	8	17	1-7	0.0-0
2019	11/11	33	29	62	7-13	1.0-5
<b>TOTAL</b>	<b>35/11</b>	<b>46</b>	<b>44</b>	<b>90</b>	<b>8-20</b>	<b>1.0-5</b>

**CAREER MISCELLANEOUS STATS**

YEAR	FF	FR	PBU	INT	QBH	BLK
2016	Redshirt					
2017	0	1	0	0	0	0
2018	0	0	0	0	0	0
2019	1	1	3	0	1	0
<b>TOTAL</b>	<b>1</b>	<b>2</b>	<b>3</b>	<b>0</b>	<b>1</b>	<b>0</b>

**CAREER HIGHS**

Tackles	10 at Minnesota (2019)
TFLs	1 eight times
Sacks	1.0 at Maryland (2019)
Breakups	1 three times





**DEDRICK MILLS** #26

5-11 | 220 | JR. | RB  
WAYCROSS, GA.

**CAREER HONORS**

- 2016 Gator Bowl MVP (at Georgia Tech)
- 2-Time ACC Co-Rookie of the Week (2016)

**CAREER NOTES**

- Spent his freshman season at Georgia Tech
- Was a two-time ACC Rookie of the Week & MVP of the 2016 Gator Bowl after rushing for 169 yards on 31 carries

**SEASON HIGHLIGHTS**

- NU's leader in rushing yards (651) & TDs (10)
- Scored NU's only two offensive TDs against South Alabama and led NU with 44 rush yards
- Had a career-high two catches and 21 receiving yards at Colorado
- Ran for 116 yards vs. Northern Illinois
- Had a career-long 61-yard rush against NIU
- Scored two rushing touchdowns at Illinois and reached 1,000 career rushing yards
- Scored Nebraska's lone touchdown against both Ohio State and Minnesota
- Rushed for a career-high 188 yards vs. Wisconsin, which entered the game 5th nationally in rushing defense (84.4 ypg)
- Rushed for 65 yards and a TD at Maryland while playing only the first half while battling an illness

**GAME-BY-GAME**

OPPONENT	ATT.	YDS	TD	LONG
South Alabama	15	44	2	13
at Colorado	8	24	0	5
Northern Illinois	11	116	1	61
at Illinois	12	45	2	20
Ohio State	11	67	1	13
Northwestern	10	26	0	12
at Minnesota	9	28	1	13
Indiana	8	30	0	14
at Purdue	6	18	1	6
Wisconsin	17	188	1	43
at Maryland	12	65	1	16
Iowa				

**CAREER TACKLE STATS**

YEAR	G/S	ATT.	NET	Y/A	Y/G	TD
2016*	9/7	152	771	5.1	85.7	12
2017	at Garden City CC (Redshirt)					
2018	at Garden City CC					
2019	11/5	119	651	5.5	59.2	10
<b>TOTAL</b>	<b>20/12</b>	<b>271</b>	<b>1,422</b>	<b>5.2</b>	<b>71.1</b>	<b>22</b>

\*at Georgia Tech

**RECEIVING:** 13 rec., 92 yds, 1 TD  
**PASSING:** 0-for-1, 0 yds, 1 INT, 0 TD

**CAREER HIGHS**

<b>Attempts</b>	31 vs. Kentucky (2016)*
<b>Yards</b>	188 vs. Wisconsin (2019)
<b>Touchdowns</b>	3 vs. Vanderbilt (2016)*
<b>Long Rush</b>	61 vs. Northern Illinois (2019)
<b>Receptions</b>	2 twice
<b>Receiving Yards</b>	21 at Colorado (2019)
<b>Receiving Touchdowns</b>	1 vs. Miami (2016)*
<b>Long Reception</b>	20 at Colorado (2019)

\*at Georgia Tech



**GARRETT NELSON** #44

6-3 | 260 | FR. | OLB  
SCOTTSBLUFF, NEB.

**CAREER HONORS**

- Nebraska Scholar-Athlete Honor Roll (Spring 2019)

**PERSONAL NOTES**

- His father Chris was a two-time All-American wrestler at Nebraska

**SEASON HIGHLIGHTS**

- Has played in every game as a true freshman
- Made a tackle in his Husker debut in the season opener against South Alabama
- Recorded his first multi-tackle game with a pair of stops against Northern Illinois
- Also had two tackles against Ohio State
- Had a career-high three tackles at Minnesota, including the first two TFLs of his career
- Made a career-high five tackles against No. 15 Wisconsin
- Missed the Maryland game due to an illness

**GAME-BY-GAME**

OPPONENT	UT-AT-TT	TFL-YD	SACK-YD
South Alabama	0-1-1	0-0	0.0-0
at Colorado	0-0-0	0-0	0.0-0
Northern Illinois	0-2-2	0-0	0.0-0
at Illinois	0-0-0	0-0	0.0-0
Ohio State	0-2-2	0-0	0.0-0
Northwestern	0-0-0	0-0	0.0-0
at Minnesota	1-2-3	2-5	0.0-0
Indiana	1-1-2	0-0	0.0-0
at Purdue	0-0-0	0-0	0.0-0
Wisconsin	2-3-5	0-0	0.0-0
at Maryland	--Did Not Play--		
Iowa			

**CAREER TACKLE STATS**

YEAR	G/S	UT	AT	TT	TFL-YD	SCK-YD
2019	10/0	4	11	15	2-5	0.0-0

**CAREER MISCELLANEOUS STATS**

YEAR	FF	FR	PBU	INT	QBH	BLK
2019	0	0	0	0	0	0

**CAREER HIGHS**

<b>Tackles</b>	5 vs. Wisconsin (2019)
<b>TFLs</b>	2 at Minnesota (2019)
<b>Sacks</b>	none
<b>Breakups</b>	none



**KANAWAI NOA** #9

6-0 | 200 | SR. | WR  
HONOLULU, HAWAII

**CAREER HONORS**

- 2-Time Biletnikoff Award Watch List

**2019 PRESEASON WATCH LISTS**

- Polynesian College Football Player of the Year (3rd straight season on preseason watch list)

**PERSONAL NOTES**

- Earned his degree in sociology from California

**CAREER NOTES**

- Graduate transfer who played four seasons at California (2015-18), receiving a medical hardship for the 2016 season

**SEASON HIGHLIGHTS**

- Caught his first three passes against Northern Illinois, including a 27-yard touchdown
- Recorded his 100th career reception at Illinois
- Had three catches for a season-high 52 yards against Indiana, including a 24-yard touchdown
- Caught a season-high four passes at Purdue
- Led NU with 72 receiving yards vs. Wisconsin

**GAME-BY-GAME**

OPPONENT	REC.	YDS	TD	LONG
South Alabama	0	0	0	-
at Colorado	0	0	0	-
Northern Illinois	3	51	1	27
at Illinois	1	5	0	5
Ohio State	1	5	0	5
Northwestern	2	13	0	8
at Minnesota	0	0	0	-
Indiana	3	52	1	24
at Purdue	4	47	0	34
Wisconsin	3	72	0	36
at Maryland	--Did Not Play--			
Iowa				

**CAREER RECEIVING STATS**

YEAR	G/S	REC.	YDS	Y/R	Y/G	TD
2015*	13/0	7	76	10.9	5.8	0
2016*^	3/1	3	34	11.3	11.3	0
2017*	11/9	56	788	14.1	71.6	4
2018*	8/6	30	369	12.3	46.1	2
2019	10/9	17	145	14.4	24.5	2
<b>TOTAL</b>	<b>45/25</b>	<b>113</b>	<b>1,512</b>	<b>13.4</b>	<b>33.6</b>	<b>8</b>

\*at Cal

^redshirt season

**RUSHING:** 1 att., 6 yds, 0 TD  
**KICKOFF RETURNS:** 4 ret., 94 yds, 0 TD  
**PUNT RETURNS:** 4 ret., 15 yds, 0 TD

**CAREER HIGHS**

<b>Receptions</b>	8 at BYU (2018)*
<b>Receiving Yards</b>	126 at Oregon (2017)*
<b>Receiving Touchdowns</b>	2 at Colorado (2017)*
<b>Long Reception</b>	75 [TD] at Oregon (2017)*
<b>Rushing Attempts</b>	1 at BYU (2018)*
<b>Rushing Yards</b>	6 at BYU (2018)*
<b>Punt Return Yards</b>	13 at Stanford (2015)*
<b>Kickoff Return Yards</b>	72 vs. Arizona St. (2015)*

\*at Cal



# BARRET PICKERING #32

6-0 | 200 | SO. | PK  
BIRMINGHAM, ALA.

### CAREER HONORS

- Big Ten Co-Freshman of the Week (2018 vs. Michigan State)
- 3-Time Nebraska Scholar-Athlete Honor Roll
- Brook Berringer Citizenship Team (2019)
- Tom Osborne Citizenship Team (2019)

### CAREER NOTES

- Has made 33 consecutive extra points

### SEASON HIGHLIGHTS

- Missed the first seven games due to injury
- Made his season debut against Indiana and hit 1-of-2 field goals and all four PAT tries
- Missed his first field goal attempt, snapping a streak of 10 consecutive made field goals and 38 consecutive made kicks overall
- Connected on both field goals (21 and 23 yards) at Purdue while totaling nine points
- Was 3-of-3 on PAT tries vs. Wisconsin and handled kickoff duties for the first time in 2019
- Missed the Maryland game due to injury

### GAME-BY-GAME

OPPONENT	XP-ATT	FG-ATT	LG	BK	PTS
South Alabama	--Did Not Play--				
at Colorado	--Did Not Play--				
Northern Illinois	--Did Not Play--				
at Illinois	--Did Not Play--				
Ohio State	--Did Not Play--				
Northwestern	--Did Not Play--				
at Minnesota	--Did Not Play--				
Indiana	4-4	1-2	30	-	7
at Purdue	3-3	2-2	23	-	9
Wisconsin	3-3	0-1	-	-	3
at Maryland	--Did Not Play--				
Iowa					

### CAREER KICKING STATS

YEAR	G/S	PAT	FG	PCT.	PTS	LG
2018	12/12	40/41	14-18	77.8	82	47
2019	3/3	10/10	3-5	60.0	19	30
<b>TOTAL</b>	<b>15/15</b>	<b>50/51</b>	<b>17-23</b>	<b>73.9</b>	<b>101</b>	<b>47</b>

KICKOFFS: 22 att., 6 touchbacks

### CAREER HIGHS

<b>Field Goal Attempts</b>	3 vs. Michigan St. (2018)
<b>Field Goals Made</b>	3 vs. Michigan St. (2018)
<b>Long Field Goal</b>	47 vs. Michigan St. (2018)
<b>Points</b>	10 vs. Illinois (2018)
<b>PATs</b>	7 vs. Illinois (2018)



# WAN'DALE ROBINSON #1

5-10 | 190 | FR. | WR/RB  
FRANKFORT, KY.

### CAREER HONORS

- Midseason Freshman All-American (2019)
- 2-Time Big Ten Freshman of the Week (Illinois & Northwestern)
- Nebraska Scholar-Athlete Honor Roll (Spring 2019)

### 2019 WATCH LISTS

- Paul Hornung Award Finalist (1 of 4)

### PERSONAL NOTES

- Will be NU's first letterwinner from Kentucky

### CAREER NOTES

- 1 of 4 Husker true freshmen to total 1,000 all-purpose yards (Ahman Green in 1995; Ameer Abdullah in 2011; De'Mornay Pierson-El in 2014)

### SEASON HIGHLIGHTS

- 1 of 4 finalists for the Paul Hornung Award, presented to the nation's most versatile player
- Joins Ameer Abdullah (2014) as the only Hornung Award finalists in Husker history
- Named a midseason Freshman All-American by The Athletic and the FWAA
- Has the most receptions (40) and receiving yards (453) by a true freshman in school history
- Ranks 2nd nationally among all freshmen and leads all Power Five Conference freshmen in all-purpose yards per game (112.8)
- Ranks 11th nationally among all freshmen (4th among Power Five freshmen) in receiving yards per game (50.3) despite splitting time at RB
- Ranks 6th among all freshmen nationally (3rd in the Power Five) in receptions per game (4.4)
- Leads Nebraska in all-purpose yards (1,015)
- Led Nebraska with 131 all-purpose yards in his career debut against South Alabama
- Totaled 168 yards from scrimmage and scored his first three career touchdowns at Illinois en route to Big Ten Freshman-of-the-Week honors
- Set career highs in rushes (19), rushing yards (89) and receptions (8 for 79 yards) at Illinois
- Had a career-high 123 receiving yards vs. Northwestern, the most receiving yards in a game by a true freshman in NU history
- Had a career-long 49-yard reception
- Also led Nebraska in rushing yards against Northwestern, including a 42-yard TD run
- Named Big Ten Freshman of the Week
- Had two catches for 10 yards and six carries for 24 yards at Minnesota before being injured
- Led NU with 83 rushing yards vs. Indiana and was second with 71 receiving yards
- Had 123 all-purpose yards at Purdue, including 75 yards from scrimmage
- Missed the Wisconsin and Maryland games due to injury

### RECEIVING GAME-BY-GAME

OPPONENT	REC.	YDS	TD	LONG
South Alabama	3	33	0	15
at Colorado	2	35	0	25
Northern Illinois	3	48	0	30
at Illinois	8	79	2	27
Ohio State	1	8	0	8
Northwestern	7	123	0	49
at Minnesota	2	10	0	8
Indiana	6	71	0	31
at Purdue	7	46	0	12
Wisconsin	--Did Not Play--			
at Maryland	--Did Not Play--			
Iowa				

### RUSHING GAME-BY-GAME

OPPONENT	ATT.	YDS	TD	LONG
South Alabama	4	21	0	10
at Colorado	2	9	0	5
Northern Illinois	2	1	0	1
at Illinois	19	89	1	21
Ohio State	9	27	0	6
Northwestern	7	44	1	42
at Minnesota	6	24	0	11
Indiana	22	83	1	12
at Purdue	14	29	0	9
Wisconsin	--Did Not Play--			
at Maryland	--Did Not Play--			
Iowa				

### CAREER RECEIVING STATS

YEAR	G/S	REC.	YDS	Y/R	Y/G	TD
2019	9/4	40	453	11.3	50.3	2

### CAREER RUSHING STATS

YEAR	G/S	ATT.	NET	Y/A	Y/G	TD
2019	9/4	85	326	3.8	36.2	3

### CAREER ALL-PURPOSE STATS

YEAR	RUSH	REC	PR	KR	TOT	Y/G
2019	326	453	0	236	1,015	112.8

KICKOFF RETURNS: 11 ret., 236 yds, 0 TD

### CAREER RECEIVING HIGHS

<b>Receptions</b>	8 at Illinois
<b>Receiving Yards</b>	123 vs. Northwestern (2019)
<b>Receiving Touchdowns</b>	2 at Illinois (2019)
<b>Long Reception</b>	49 vs. Northwestern (2019)

### ROBINSON RECORD WATCH

#### RECEPTIONS BY A TRUE FRESHMAN

RK.	PLAYER, YEAR	TOTAL
1.	Wan'Dale Robinson, 2019	40
2.	Stanley Morgan Jr., 2015	25
3.	Maurice Washington, 2018	24

#### RECEIVING YARDS BY A TRUE FRESHMAN

RK.	PLAYER, YEAR	TOTAL
1.	Wan'Dale Robinson, 2019	453
2.	De'Mornay Pierson-El, 2014	321
3.	Stanley Morgan Jr., 2015	304

#### RECEIVING TDs BY A TRUE FRESHMAN

RK.	PLAYER, YEAR	TOTAL
1.	Matt Herian, 2002	4
	De'Mornay Pierson-El, 2014	4
3.	Stanley Morgan Jr., 2015	3
t4.	Wan'Dale Robinson, 2019	2



# JD SPIELMAN #10

5-9 | 180 | JR. | WR  
EDEN PRAIRIE, MINN.

### CAREER HONORS

- Freshman All-American (2017)
- 3rd-Team All-Big Ten Wide Receiver (2018)
- 3rd-Team All-Big Ten WR (2017, Coaches)
- Honorable-Mention All-Big Ten WR (2017, Media)
- Honorable-Mention All-Big Ten KR (2017)
- BTN All-Freshman Team Wide Receiver (2017)
- BTN All-Freshman Team Kick Returner (2017)
- Nebraska Receiver of the Year (2018)
- Nebraska Scout Team MVP (2016)
- Nebraska Scholar-Athlete Honor Roll (Fall 2016)

### 2019 PRESEASON WATCH LISTS

- Biletnikoff Award (2nd straight year on list)
- Paul Hornung Award (2nd straight year on list)

### NEBRASKA RECORDS

- Career Double-Digit Reception Games (2)
- Career 200-Yard Receiving Games (2)
- Season 200-Yard Receiving Games (1 twice)
- Game Receiving Yards (209 at Wisconsin, 2018)

### PERSONAL NOTES

- Adopted son of Minnesota Vikings General Manager Rick Spielman, and nephew of Ohio State All-American Chris Spielman

### CAREER NOTES

- 1st Husker to record 2,000 career receiving yards prior to his senior season
- 1st Husker to record 100 career catches prior to his junior season
- Only Husker with three 800-yard receiving seasons
- Only wide receiver in Nebraska history with two career games with double-digit receptions
- Owns NU's only two 200-yard receiving games
- 1 of 2 Huskers with 1,000 all-purpose yards as a freshman, sophomore & junior (Ameer Abdullah)
- 1 of 8 players in NU history to have both a punt and kickoff return touchdown in his career
- 1 of 3 Huskers to have a kick (punt or kickoff) return touchdown in three straight years
- 1 of 4 Huskers to have two 50-catch seasons
- Has caught a pass in all 32 career games
- Has six career touchdowns of 65 yards or longer, including five covering 75 yards or more

### ACTIVE NCAA CAREER RANKINGS

- Receiving Yards Per Game: 4th (78.5)
- Combined Kick Return Touchdowns: 4th (3)
- Punt Return Touchdowns: 6th (2)
- Receptions Per Game: 9th (5.2)
- All-Purpose Yards Per Game: 15th (115.5)

### SEASON HIGHLIGHTS

- 2nd nationally with one punt return TD
- Ranks 10th nationally with seven receptions of 40 yards or longer
- Had a 76-yard punt return touchdown vs. South Alabama, his second career punt return TD (both covering more than 75 yards)
- Had two catches for 36 yards vs. South Alabama
- Posted his first 100-yard receiving game of the season with five catches for 112 yards at Colorado, including a 65-yard TD

- Had four catches for 76 yards vs. Northern Illinois
- Posted his sixth career 100-yard receiving game with seven catches for 159 yards at Illinois to surpass 2,000 career receiving yards
- Hauled in a pass longer than 40 yards for the third straight game at Illinois
- Had two catches for 19 yards vs. Northwestern before missing the second half due to injury
- Caught three passes for 59 yards at Minnesota, including a 51-yard reception
- Had three catches for 97 yards vs. Indiana
- Posted his third 100-yard receiving game of the season and seventh of his career with six catches for 123 yards at Purdue
- Had two catches of 40 yards or longer at Purdue
- Caught four passes for 71 yards vs. No. 15 Wisconsin, including a 23-yard touchdown
- Had 104 receiving yards at Maryland to move into 2nd place on NU's season and career lists for most 100-yard receiving games

### GAME-BY-GAME

OPPONENT	REC.	YDS	TD	LONG
South Alabama	2	36	0	15
at Colorado	5	112	1	65
Northern Illinois	4	76	0	41
at Illinois	7	160	0	41
Ohio State	1	7	0	7
Northwestern	2	19	0	14
at Minnesota	3	59	0	51
Indiana	5	97	0	45
at Purdue	6	123	0	42
Wisconsin	4	71	1	23
at Maryland	7	104	2	28
Iowa				

### CAREER RECEIVING STATS

YEAR	G/S	REC.	YDS	Y/R	Y/G	TD
2016						
			Redshirt			
2017	11/4	55	830	15.1	75.5	2
2018	10/10	66	818	12.4	81.8	8
2019	11/11	46	864	18.8	78.5	4
<b>TOTAL</b>	<b>32/25</b>	<b>167</b>	<b>2,512</b>	<b>15.0</b>	<b>78.5</b>	<b>14</b>

**RUSHING:** 21 att., 128 yds, 0 TD  
**PASSING:** 1-for-1, 22 yds (vs. Indiana, 2019)

### CAREER ALL-PURPOSE STATS

YEAR	RUSH REC	PR	KR	TOT	Y/G	
2016						
				Redshirt		
2017	73	830	0	669	1,572	142.9
2018	24	818	104	169	1,115	111.5
2019	31	864	112	0	1,007	91.5
<b>TOTAL</b>	<b>128</b>	<b>2,512</b>	<b>216</b>	<b>838</b>	<b>3,694</b>	<b>115.4</b>

**KICKOFF RETURNS:** 35 att., 838 yds, 1 TD  
**PUNT RETURNS:** 19 ret., 216 yds, 2 TDs

### CAREER OFFENSIVE HIGHS

<b>Receptions</b>	11 vs. Ohio St. (2017)
<b>Receiving Yards</b>	209 at Wisconsin (2018)*
<b>Receiving TDs</b>	2 twice
<b>Long Reception</b>	77 vs. Ohio St. [TD] (2017)
<b>Long Rush</b>	40 vs. Northwestern (2017)

### CAREER RETURN HIGHS

<b>Kickoff Return Yards</b>	150 at Minnesota (2017)
<b>Long Return</b>	99 vs. Arkansas St. [TD] (2017)
<b>Punt Return Yards</b>	80 vs. South Alabama (2019)
<b>Long Return</b>	77 vs. Beth.-Cookman [TD] (2018)
<b>All-Purpose Yards</b>	291 at Minnesota (2017)

### SPIELMAN CAREER RECORD WATCH

RECEIVING YARDS		YDS
RK.	PLAYER, YEARS	
1.	Stanley Morgan Jr., 2015-18	2,747
2.	Kenny Bell, 2011-14	2,689
3.	<b>JD Spielman, 2017-present</b>	<b>2,512</b>

RECEPTIONS		REC.
RK.	PLAYER, YEARS	
1.	Stanley Morgan Jr., 2015-18	189
2.	Kenny Bell, 2011-14	181
3.	Jordan Westerkamp, 2013-16	167
	<b>JD Spielman, 2017-present</b>	<b>167</b>

RECEIVING TDs		REC.
RK.	PLAYER, YEARS	
1.	Johnny Rodgers, 1970-72	25
2.	Nate Swift, 2005-08	22
	Stanley Morgan Jr., 2015-18	22
4.	Kenny Bell, 2011-14	21
5.	Clarence Swanson, 1919-21	18
	Jordan Westerkamp, 2013-16	18
7.	Maurice Purify, 2006-07	16
8.	Jon Bostick, 1989-91	15
	Quincy Enunwa, 2010-13	15
t-9.	<b>JD Spielman, 2017-present</b>	<b>14</b>

100-YARD RECEIVING GAMES		TOTAL
RK.	PLAYER, YEARS	
1.	Johnny Rodgers, 1970-72	10
t-2.	<b>JD Spielman, 2017-present</b>	<b>8</b>

CONSECUTIVE GAMES WITH A CATCH		TDs
RK.	PLAYER, YEARS	
1.	Stanley Morgan Jr., 2015-18	38
2.	Johnny Rodgers, 1970-72	37
3.	Jordan Westerkamp, 2013-16	36
t-4.	<b>JD Spielman, 2017-present</b>	<b>32*</b>

\*active streak (every game of his career)

ALL-PURPOSE YARDS		TDs
RK.	PLAYER, YEARS	
1.	Ameer Abdullah, 2011-14	7,186
2.	Johnny Rodgers, 1970-72	5,586
3.	Mike Rozier, 1981-83	5,445
4.	Ahman Green, 1995-97	4,280
5.	Marlon Lucky, 2005-08	4,214
6.	Niles Paul, 2007-10	4,122
7.	Kenny Bell, 2011-14	4,075
8.	Rex Burkhead, 2009-12	3,953
9.	Roy Helu Jr., 2007-10	3,905
10.	<b>JD Spielman, 2017-present</b>	<b>3,694</b>

PUNT RETURN TOUCHDOWNS		TDs
RK.	PLAYER, YEARS	
1.	Johnny Rodgers, 1970-72	7*
2.	DeJuan Groce, 1999-2002	6
3.	Irving Fryar, 1981-83	3
	Dana Brinson, 1985-88	3
	Bobby Newcombe, 1997-2000	3
	De Mornay Pierson-El, 2014-17	3
t-7.	<b>JD Spielman, 2017-present</b>	<b>2</b>

COMBINED KICK RETURN TDs		TDs
RK.	PLAYER, YEARS	
1.	Johnny Rodgers, 1970-72	8*
2.	DeJuan Groce, 1999-2002	6
t-3.	<b>JD Spielman, 2017-present</b>	<b>3</b>

### SPIELMAN SEASON RECORD WATCH

RECEIVING YARDS		TOTAL
RK.	PLAYER, YEAR	
1.	Stanley Morgan Jr., 2018	1,004
2.	Stanley Morgan Jr., 2017	986
3.	Johnny Rodgers, 1972	942
4.	Nate Swift, 2008	941
5.	Jordan Westerkamp, 2015	918
6.	Johnny Rodgers, 1971	872
7.	<b>JD Spielman, 2019</b>	<b>864</b>
8.	Kenny Bell, 2012	863
9.	JD Spielman, 2017	830
10.	JD Spielman, 2018	818

100-YARD RECEIVING GAMES		TOTAL
RK.	PLAYER, YEAR	
1.	Stanley Morgan Jr., 2017	5
2.	Johnny Rodgers, 1971	4
	Johnny Rodgers, 1972	4
	Maurice Purify, 2007	4
	Nate Swift, 2008	4
	Niles Paul, 2009	4
	Jordan Westerkamp, 2015	4
	<b>JD Spielman, 2019</b>	<b>4</b>



**ISAIAH STALBIRD #49**

6-0 | 210 | RFR. | S  
KEARNEY, NEB.

**CAREER HONORS**

- Brook Berringer Citizenship Team (2019)
- Tom Osborne Citizenship Team (2019)

**SEASON HIGHLIGHTS**

- One of NU's top contributors on special teams
- Has totaled 13 tackles, including a team-high 10 stops on special teams and three from his safety spot
- Had a career-high three tackles and essentially had two blocked punts vs. NIU
- Got to the NIU punter before he could kick the ball in the first quarter and was credited with a nine-yard TFL and a forced fumble
- Did record a blocked punt in the second quarter
- Also had a TFL from his safety spot in the fourth quarter vs. NIU
- Had three special teams tackles at Illinois, tying his career high in tackles for the second week in a row
- Made three tackles on kickoff coverage against Indiana
- Made one stop on kickoff coverage vs. Wisconsin

**GAME-BY-GAME**

OPPONENT	UT-AT-TT	TFL-YD	PBU	INT
South Alabama	1-0-1	0-0	0	0
at Colorado	1-0-1	0-0	0	0
Northern Illinois	2-1-3	2-9	0	0
at Illinois	3-0-3	0-0	0	0
Ohio State	1-0-1	0-0	0	0
Northwestern	0-0-0	0-0	0	0
at Minnesota	0-0-0	0-0	0	0
Indiana	0-3-3	0-0	0	0
at Purdue	0-0-0	0-0	0	0
Wisconsin	1-0-1	0-0	0	0
at Maryland	0-0-0	0-0	0	0
Iowa				

**CAREER TACKLE STATS**

YEAR	G/S	UT	AT	TT	TFL-YD	SCK-YD
2018		Redshirt				
2019	11/0	9	4	13	2-9	0.0-0
<b>TOTAL</b>	<b>11/0</b>	<b>9</b>	<b>4</b>	<b>13</b>	<b>2-9</b>	<b>0.0-0</b>

**CAREER MISCELLANEOUS STATS**

YEAR	FF	FR	PBU	INT	QBH	BLK
2018	0	0	0	0	0	0
2019	0	1	0	0	0	1
<b>TOTAL</b>	<b>0</b>	<b>1</b>	<b>0</b>	<b>0</b>	<b>0</b>	<b>1</b>

**CAREER HIGHS**

<b>Tackles</b>	3 three times
<b>TFLs</b>	2 vs. Northern Illinois (2019)
<b>Sacks</b>	none
<b>Breakups</b>	2 vs. Northern Illinois (2019)
<b>Blocked Punt</b>	1 vs. Northern Illinois (2019)



**BEN STILLE #95**

6-5 | 295 | JR. | DL  
ASHLAND, NEB.

**CAREER HONORS**

- BTN All-Freshman Team (2017)
- Big Ten Freshman of the Week (2017 vs. Illinois)
- Academic All-District VII (2019)
- 2-Time Academic All-Big Ten
- 4-Time Nebraska Scholar-Athlete Honor Roll
- Sam Foltz Hero 27 Leadership Award (2019)
- 3-Time Brook Berringer Citizenship Team
- 3-Time Tom Osborne Citizenship Team

**2019 PRESEASON WATCH LISTS**

- AFCA Good Works Team
- Weurffel Trophy

**CAREER NOTES**

- 1st Husker freshman to lead NU in TFLs (10 in 2017) since the stat began being tracked in 1968
- 1st Husker freshman to lead NU in sacks (3.5 in 2017) since the stat became official in 1981

**SEASON HIGHLIGHTS**

- Tied his career high with four tackles vs. USA
- Two of his three tackles at Colorado were for a loss
- Started and had a season-high five tackles against Northwestern, including a half sack
- Had his first full sack of the year vs. Indiana
- Notched another sack the next week at Purdue while tying his season high with two TFLs
- Had three tackles, a pass breakup and a quarterback hurry in a start vs. Wisconsin
- Had a half sack at Maryland

**GAME-BY-GAME**

OPPONENT	UT-AT-TT	TFL-YD	SACK-YD
South Alabama	0-4-4	0-0	0.0-0
at Colorado	2-1-3	2-4	0.0-0
Northern Illinois	0-0-0	0-0	0.0-0
at Illinois	0-0-0	0-0	0.0-0
Ohio State	1-2-3	0-0	0.0-0
Northwestern	1-4-5	1-1	0.5-1
at Minnesota	0-2-2	0-0	0.0-0
Indiana	1-1-2	1-7	1.0-7
at Purdue	4-0-4	2-12	1.0-7
Wisconsin	1-2-3	0-0	0.0-0
at Maryland	1-1-2	1-5	0.5-5
Iowa			

**CAREER TACKLE STATS**

YEAR	G/S	UT	AT	TT	TFL-YD	SCK-YD
2016		Redshirt				
2017	9/1	12	12	24	10-38	3.5-27
2018	12/11	10	15	25	5-28	5.0-28
2019	11/2	11	17	28	7-29	3.0-20
<b>TOTAL</b>	<b>32/15</b>	<b>33</b>	<b>34</b>	<b>77</b>	<b>22-95</b>	<b>11.5-75</b>

**CAREER MISCELLANEOUS STATS**

YEAR	FF	FR	PBU	INT	QBH	BLK
2016		Redshirt				
2017	1	0	1	0	1	0
2018	0	0	2	0	6	0
2019	0	0	1	0	5	0
<b>TOTAL</b>	<b>1</b>	<b>0</b>	<b>4</b>	<b>0</b>	<b>12</b>	<b>0</b>

**CAREER HIGHS**

<b>Tackles</b>	5 vs. Northwestern (2019)
<b>TFLs</b>	3 at Illinois (2017)
<b>Sacks</b>	1.0 nine times
<b>Breakups</b>	2 vs. Bethune-Cookman (2018)



**JACK STOLL #86**

6-4 | 260 | JR. | TE  
LONE TREE, COLO.

**CAREER HONORS**

- 2-Time Academic All-Big Ten
- 5-Time Nebraska Scholar-Athlete Honor Roll
- 3-Time Brook Berringer Citizenship Team
- 3-Time Tom Osborne Citizenship Team

**2019 PRESEASON WATCH LISTS**

- Mackey Award (2nd straight year on list)

**CAREER NOTES**

- Has started 23 consecutive games

**SEASON HIGHLIGHTS**

- Has a career-high 22 catches
- Led Nebraska with a career-high 66 receiving yards vs. South Alabama
- Hauled in a career-long 42-yard pass against the Jaguars to set up Nebraska's opening score
- Had two catches against both Colorado and Northern Illinois, giving him eight consecutive games with a reception and five straight games with multiple catches
- Made three receptions for 45 yards at Illinois, including a 6-yard touchdown catch for his first score of the season
- Tied his career high with four catches at Minnesota
- Caught two passes for 43 yards against No. 15 Wisconsin, including a 23-yard reception

**GAME-BY-GAME**

OPPONENT	REC.	YDS	TD	LONG
South Alabama	3	66	0	42
at Colorado	2	4	0	3
Northern Illinois	2	38	0	27
at Illinois	3	45	1	22
Ohio State	0	0	0	-
Northwestern	1	4	0	4
at Minnesota	4	18	0	9
Indiana	3	9	0	5
at Purdue	1	-1	0	-1
Wisconsin	2	43	0	23
at Maryland	1	7	0	7
Iowa				

**CAREER RECEIVING STATS**

YEAR	G/S	REC.	YDS	Y/R	Y/G	TD
2016		Redshirt				
2017	12/1	8	89	11.1	7.4	2
2018	12/12	21	245	11.7	20.4	3
2019	11/11	22	233	10.6	21.2	1
<b>TOTAL</b>	<b>35/24</b>	<b>51</b>	<b>567</b>	<b>11.1</b>	<b>16.2</b>	<b>6</b>

KICKOFF RETURNS: 2 ret., 16 yds, 0 TD

**CAREER HIGHS**

<b>Receptions</b>	4 four times
<b>Receiving Yards</b>	66 vs. South Alabama (2019)
<b>Receiving Touchdowns</b>	1 six times
<b>Long Reception</b>	42 vs. South Alabama (2019)



**ELI SULLIVAN #30**

6-2 | 215 | JR. | S  
LONGMONT, COLO.

**CAREER HONORS**

- 2-Time Academic All-Big Ten
- 5-Time Nebraska Scholar-Athlete Honor Roll
- 2-Time Brook Berringer Citizenship Team
- 2-Time Tom Osborne Citizenship Team

**SEASON HIGHLIGHTS**

- Has a career-high 11 tackles this season, including his first two career tackles for loss
- Had a career-high four tackles vs. South Alabama, one more than he recorded in his first two seasons combined
- Totaled three tackles against Northern Illinois while recording his first career TFL and pass breakup
- Had three tackles and another TFL at Illinois
- Made a tackle on kickoff coverage vs. Indiana
- Blocked the first punt of his career at Purdue
- Had a tackle on kickoff coverage at Maryland

**GAME-BY-GAME**

OPPONENT	UT-AT-TT	TFL-YD	PBU	INT
South Alabama	3-1-4	0-0	0	0
at Colorado	0-0-0	0-0	0	0
Northern Illinois	1-2-3	1-1	1	0
at Illinois	2-1-3	1-2	0	0
Ohio State	0-0-0	0-0	0	0
Northwestern	0-0-0	0-0	0	0
at Minnesota	0-0-0	0-0	0	0
Indiana	0-1-1	0-0	0	0
at Purdue	0-0-0	0-0	0	0
Wisconsin	0-0-0	0-0	0	0
at Maryland	1-0-1	0-0	0	0
Iowa				

**CAREER TACKLE STATS**

YEAR	G/S	UT	AT	TT	TFL-YD	SCK-YD
2016		Redshirt				
2017	5/0	2	0	2	0-0	0.0-0
2018	7/0	1	0	1	0-0	0.0-0
2019	11/0	7	5	12	2-3	0.0-0
<b>TOTAL</b>	<b>23/0</b>	<b>10</b>	<b>5</b>	<b>15</b>	<b>2-3</b>	<b>0.0-0</b>

**CAREER MISCELLANEOUS STATS**

YEAR	FF	FR	PBU	INT	QBH	BLK
2016	Redshirt					
2017	0	0	0	0	0	0
2018	0	0	0	0	0	0
2019	0	0	1	0	0	1
<b>TOTAL</b>	<b>0</b>	<b>0</b>	<b>1</b>	<b>0</b>	<b>0</b>	<b>1</b>

**CAREER HIGHS**

<b>Tackles</b>	4 vs. South Alabama (2019)
<b>TFLs</b>	1 twice
<b>Sacks</b>	none
<b>Breakups</b>	1 vs. Northern Illinois (2019)
<b>Blocked Punts</b>	1 at Purdue (2019)



**CALEB TANNER #2**

6-2 | 220 | SO. | OLB  
STONE RIDGE, GA.

**CAREER HONORS**

- Nebraska Scholar-Athlete Honor Roll (Spring 2019)
- Brook Berringer Citizenship Team (2019)
- Tom Osborne Citizenship Team (2019)

**SEASON HIGHLIGHTS**

- Has set career highs in tackles (17), tackles for loss (4) and sacks (2.5)
- Made his first career start against South Alabama and had a career-high four tackles
- Had a six-yard sack at Colorado
- Recorded a pair of tackles vs. Northern Illinois
- Had his first career pass breakup at Illinois
- Tied his career high with four tackles vs. No. 5 Ohio State, including an eight-yard sack for his second career sack and second career TFL
- Had career highs of five tackles and two TFLs against Northwestern

**GAME-BY-GAME**

OPPONENT	UT-AT-TT	TFL-YD	SACK-YD
South Alabama	3-1-4	0-0	0.0-0
at Colorado	1-0-1	1-6	1.0-6
Northern Illinois	1-1-2	0-0	0.0-0
at Illinois	1-0-1	0-0	0.0-0
Ohio State	1-3-4	1-8	1.0-8
Northwestern	2-3-5	2-1	0.5-0
at Minnesota	0-0-0	0-0	0.0-0
Indiana	0-0-0	0-0	0.0-0
at Purdue	0-0-0	0-0	0.0-0
Wisconsin	0-0-0	0-0	0.0-0
at Maryland	0-0-0	0-0	0.0-0
Iowa			

**CAREER TACKLE STATS**

YEAR	G/S	UT	AT	TT	TFL-YD	SCK-YD
2018	12/0	6	4	10	1-7	1.0-7
2019	11/4	9	8	17	4-15	2.5-14
<b>TOTAL</b>	<b>23/4</b>	<b>15</b>	<b>12</b>	<b>27</b>	<b>5-22</b>	<b>3.5-21</b>

**CAREER MISCELLANEOUS STATS**

YEAR	FF	FR	PBU	INT	QBH	BLK
2018	0	0	0	0	0	0
2019	0	0	1	0	0	0
<b>TOTAL</b>	<b>0</b>	<b>0</b>	<b>1</b>	<b>0</b>	<b>0</b>	<b>0</b>

**CAREER HIGHS**

<b>Tackles</b>	5 vs. Northwestern (2019)
<b>TFLs</b>	2 vs. Northwestern (2019)
<b>Sacks</b>	1.0 twice
<b>Breakups</b>	1 at Illinois (2019)



**CAM TAYLOR-BRITT #5**

6-0 | 215 | SO. | CB  
MONTGOMERY, ALA.

**CAREER HONORS**

- Brook Berringer Citizenship Team (2019)
- Tom Osborne Citizenship Team (2019)

**SEASON HIGHLIGHTS**

- Ranks 3rd nationally in forced fumbles (4)
- Has forced four fumbles this season, tying for the most forced fumbles by a Husker since 1999
- Had a then-career-high five tackles vs. South Alabama, including the first two TFLs of his career and his first career sack
- Also forced two turnovers by intercepting the first pass of his career - which he returned 48 yards - and forcing his first career fumble on his first career sack, which was recovered in the end zone by Alex Davis for a touchdown
- Had five tackles at Colorado and forced a career-high two fumbles (one NU recovery)
- Had a pass breakup and one tackle against Northern Illinois before leaving the game in the second quarter with an injury
- Returned from the injury to total three tackles, an interception and a breakup at Illinois
- Totaled a career-high seven tackles against No. 5 Ohio State, including one tackle for loss
- Had five tackles, a TFL and a forced fumble against Northwestern
- Totaled six tackles at Minnesota and vs. Indiana
- Missed the Purdue game due to an illness
- Started at corner against Wisconsin and Maryland

**GAME-BY-GAME**

OPPONENT	UT-AT-TT	TFL-YD	PBU	INT
South Alabama	2-3-5	2-16	0	1
at Colorado	4-1-5	0-0	0	0
Northern Illinois	1-0-1	0-0	1	0
at Illinois	3-0-3	0-0	1	1
Ohio State	4-3-7	1-3	0	0
Northwestern	4-1-5	1-1	0	0
at Minnesota	3-3-6	0-0	0	0
Indiana	2-4-6	0-0	0	0
at Purdue	--Did Not Play--			
Wisconsin	1-4-5	0-0	0	0
at Maryland	2-0-2	0-0	0	0
Iowa				

**CAREER TACKLE STATS**

YEAR	G/S	UT	AT	TT	TFL-YD	SCK-YD
2018	11/0	9	3	12	0-0	0.0-0
2019	10/9	26	19	45	4-20	1.5-15
<b>TOTAL</b>	<b>21/9</b>	<b>35</b>	<b>22</b>	<b>57</b>	<b>4-20</b>	<b>1.5-15</b>

**CAREER MISCELLANEOUS STATS**

YEAR	FF	FR	PBU	INT	QBH	BLK
2018	0	1	3	0	0	0
2019	4	0	2	2	0	0
<b>TOTAL</b>	<b>4</b>	<b>1</b>	<b>5</b>	<b>2</b>	<b>0</b>	<b>0</b>

**CAREER HIGHS**

<b>Tackles</b>	7 vs. Ohio St. (2019)
<b>TFLs</b>	2 vs. South Alabama (2019)
<b>Sacks</b>	1.0 vs. South Alabama (2019)
<b>Breakups</b>	1 five times
<b>Interceptions</b>	1 twice



**DEONTRE THOMAS #97**

6-3 | 295 | SO. | DL  
MUSTANG, OKLA.

**CAREER HONORS**

- NU Scholar-Athlete Honor Roll (Spring 2018)

**SEASON HIGHLIGHTS**

- Has had a tackle in every game but two, matching his career high with 14 tackles
- Tied his then-career high with three tackles in the season opener against South Alabama and posted his second career tackle for loss
- Set a career high with five tackles vs. NIU
- Also broke up the first pass of his career against the Huskies
- Had two tackles against Northwestern and one each against Minnesota and Indiana
- Had four tackles and one TFL vs. Wisconsin, a career-high for tackles in a Big Ten game

**GAME-BY-GAME**

OPPONENT	UT-AT-TT	TFL-YD	SACK-YD
South Alabama	1-2-3	1-1	0.0-0
at Colorado	0-0-0	0-0	0.0-0
Northern Illinois	3-2-5	0-0	0.0-0
at Illinois	0-1-1	0-0	0.0-0
Ohio State	0-1-1	0-0	0.0-0
Northwestern	2-0-2	0-0	0.0-0
at Minnesota	0-1-1	0-0	0.0-0
Indiana	0-1-1	0-0	0.0-0
at Purdue	0-0-0	0-0	0.0-0
Wisconsin	2-2-4	1-2	0.0-0
at Maryland	0-1-1	0-0	0.0-0
Iowa			

**CAREER TACKLE STATS**

YEAR	G/S	UT	AT	TT	TFL-YD	SCK-YD
2017	10/0	4	10	14	0-0	0.0-0
2018*	4/0	4	0	4	1-1	0.0-0
2019	11/0	8	11	19	2-3	0.0-0
<b>TOTAL</b>	<b>25/0</b>	<b>16</b>	<b>21</b>	<b>37</b>	<b>3-4</b>	<b>0.0-0</b>

\*redshirt season

**CAREER MISCELLANEOUS STATS**

YEAR	FF	FR	PBU	INT	QBH	BLK
2017	0	0	0	0	0	0
2018*	0	0	0	0	0	0
2019	0	0	1	0	0	0
<b>TOTAL</b>	<b>0</b>	<b>0</b>	<b>1</b>	<b>0</b>	<b>0</b>	<b>0</b>

\*redshirt season

**CAREER HIGHS**

<b>Tackles</b>	5 vs. Northern Illinois (2019)
<b>TFLs</b>	1 three times
<b>Sacks</b>	none
<b>Breakups</b>	1 vs. Northern Illinois (2019)



**CHASE URBACH #92**

6-3 | 215 | SR. | LS  
GROSSE POINTE, MICH.

**CAREER HONORS**

- 4-Time Nebraska Scholar-Athlete Honor Roll
- 4-Time Brook Berringer Citizenship Team
- 4-Time Tom Osborne Citizenship Team

**2019 WATCH LISTS**

- Patrick Mannelly Award
- Burlsworth Trophy

**PERSONAL NOTES**

- Earned his degree in public relations in May of 2019

**SEASON HIGHLIGHTS**

- Has handled all long snapping duties for Nebraska in 2019

**CAREER STATS**

- **Games:** 21 (10 in 2018; 11 in 2019)
- **Tackles:** 3 (2 solo, 1 assisted)
- **Fumble Recovery:** 1 (vs. Illinois, 2018)

**CAREER HIGHS**

- **Tackles:** 2 at Michigan (2018)



**NOAH VEDRAL #16**

6-1 | 190 | SO. | QB  
WAHOO, NEB.

**CAREER HONORS**

- 3-Time Nebraska Scholar-Athlete Honor Roll

**PERSONAL NOTES**

- His father, Mike, was a three-year letterwinner at tight end for Nebraska (1990-92)
- Three of his uncles (Jon Vedral, Mark Vedral and Matt Turman) were also Husker letterwinners

**SEASON HIGHLIGHTS**

- Led a 42-yard touchdown drive in his season debut against Northern Illinois in his only series
- Completed 3-of-5 passes for 30 yards in the drive and scored on a three-yard rushing touchdown
- Played the entire fourth quarter in place of Adrian Martinez against Northwestern and threw for 41 yards and rushed for 33 yards
- Led Nebraska on a game-ending six-play, 42-yard, one-minute scoring drive that culminated with the game-winning 24-yard field goal
- Made his first career start at Minnesota and threw for 135 yards and rushed for 49 yards
- Started vs. Indiana and completed 14-of-16 passes for 201 yards
- Also rushed seven times for 21 yards and two TDs while catching a 22-yard pass

**CAREER PASSING STATS**

YEAR	G/S	CMP-ATT	PCT	YDS	TD	INT
2017*	8/0	22-29	75.9	276	1	0
2018	1/0	2-9	22.2	29	0	1
2019	5/2	33-49	67.3	407	0	0
<b>TOTAL</b>	<b>14/2</b>	<b>57/87</b>	<b>60.5</b>	<b>712</b>	<b>1</b>	<b>1</b>

\*at UCF

**CAREER RUSHING STATS**

YEAR	G/S	ATT.	NET	Y/A	Y/G	TD
2017*	8/0	18	77	4.3	9.6	2
2018	1/0	7	13	1.9	13.0	1
2019	5/2	30	106	3.5	21.2	3
<b>TOTAL</b>	<b>14/2</b>	<b>55</b>	<b>196</b>	<b>3.6</b>	<b>14.0</b>	<b>6</b>

\*at UCF

**RECEIVING:** 1 rec., 22 yds vs. Indiana (2019)


**CAREER PASSING HIGHS**

<b>Attempts</b>	23 at Minnesota (2019)
<b>Completions</b>	14 twice
<b>Yards</b>	201 vs. Indiana (2019)
<b>Touchdowns</b>	1 vs. UConn (2017)*
<b>Long Completion</b>	51 at Minnesota (2019)

\*at UCF

**CAREER RUSHING HIGHS**

<b>Attempts</b>	15 at Minnesota (2019)
<b>Yards</b>	49 at Minnesota (2019)
<b>Touchdowns</b>	2 vs. Indiana (2019)
<b>Long Rush</b>	22 at Minnesota (2019)



**KADE WARNER #81**

6-1 | 210 | SO. | WR  
SCOTTSDALE, ARIZ.

**CAREER HONORS**

- Academic All-Big Ten (2018)
- 4-Time Nebraska Scholar-Athlete Honor Roll
- Brook Berringer Citizenship Team (2019)
- Tom Osborne Citizenship Team (2019)

**PERSONAL NOTES**

- Walk-on is the son on of Kurt Warner, a 2017 Pro Football Hall of Fame inductee, two-time NFL MVP and Super Bowl XXXIV MVP

**SEASON HIGHLIGHTS**

- Missed the first four games of the season due to injury
- Had three catches at Minnesota - one shy of his career high - totaling a career-high 38 yards, including a career-best 26-yard reception
- Made his first start of the season against Indiana
- Had an 18-yard reception at Purdue
- Had two catches for 14 yards at Maryland

**GAME-BY-GAME**

OPPONENT	REC.	YDS	TD	LONG
South Alabama	--Did Not Play--			
at Colorado	--Did Not Play--			
Northern Illinois	--Did Not Play--			
at Illinois	--Did Not Play--			
Ohio State	0	0	0	-
Northwestern	--Did Not Play--			
at Minnesota	3	38	0	26
Indiana	0	0	0	-
at Purdue	1	18	0	18
Wisconsin	0	0	0	-
at Maryland	2	14	0	12
Iowa				

**CAREER RECEIVING STATS**

YEAR	G/S	REC.	YDS	Y/R	Y/G	TD
2017					Redshirt	
2018	9/7	17	95	5.6	10.6	0
2019	6/4	6	70	11.7	11.7	0
<b>TOTAL</b>	<b>15/11</b>	<b>23</b>	<b>165</b>	<b>7.2</b>	<b>11.0</b>	<b>0</b>

**CAREER HIGHS**

<b>Receptions</b>	4 twice
<b>Receiving Yards</b>	38 at Minnesota (2019)
<b>Receiving Touchdowns</b>	none
<b>Long Reception</b>	26 at Minnesota (2019)



**MIKE WILLIAMS #19**

5-10 | 180 | SR. | WR  
LAKE CITY, FLA.

**CAREER HONORS**

- Nebraska Scholar-Athlete Honor Roll (Spring 2019)

**CAREER NOTES**

- Spent his freshman season at Georgia Southern in 2016

**SEASON HIGHLIGHTS**

- Earned his third career start vs. South Alabama
- Made his first catch of the season with a 26-yard reception vs. Northern Illinois on a 3rd-and-10 play that kept alive a Husker touchdown drive
- Had a 20-yard reception at Illinois
- Had a career-best 34-yard reception vs. Indiana
- Hauled in a 24-yard pass at Maryland

**GAME-BY-GAME**

OPPONENT	REC.	YDS	TD	LONG
South Alabama	0	0	0	-
at Colorado	0	0	0	-
Northern Illinois	1	26	0	26
at Illinois	1	20	0	20
Ohio State	0	0	0	-
Northwestern	1	5	0	5
at Minnesota	0	0	0	-
Indiana	1	34	0	34
at Purdue	0	0	0	-
Wisconsin	0	0	0	-
at Maryland	1	24	0	24
Iowa				

**CAREER RECEIVING STATS**

YEAR	G/S	REC.	YDS	Y/R	Y/G	TD
2016*	11/0	3	27	9.0	2.5	0
2017					at East Mississippi CC	
2018	12/2	12	122	10.2	10.2	0
2019	11/1	5	109	21.8	9.9	0
<b>TOTAL</b>	<b>34/3</b>	<b>20</b>	<b>258</b>	<b>12.9</b>	<b>7.6</b>	<b>0</b>

\*at Georgia Southern

**CAREER HIGHS**

<b>Receptions</b>	3 twice
<b>Receiving Yards</b>	41 at Northwestern (2018)
<b>Receiving Touchdowns</b>	none
<b>Long Reception</b>	34 vs. Indiana (2019)



**BOE WILSON #56**

6-3 | 300 | JR. | OL  
LEE'S SUMMIT, MO.

**CAREER HONORS**

- Honorable-Mention All-Big Ten (2018)
- 2-Time Academic All-Big Ten
- 4-Time Nebraska Scholar-Athlete Honor Roll

**CAREER NOTES**

- Has started 20 straight games at right guard

**SEASON HIGHLIGHTS**

- Helped Nebraska total 690 yards at Illinois, NU's highest total in a conference game since 2007
- Helped Nebraska set a school record for completion percentage vs. Indiana (87.0)
- Helped NU tie its most points ever in a Big Ten Conference game at Maryland (54)

**CAREER STATS**

- **Games:** 35 (12 in 2017; 12 in 2018; 11 in 2019)
- **Starts:** 20 (9 in 2018; 11 in 2019)

# 2019 NEBRASKA SCHEDULE AND RESULTS

DATE	OPPONENT	RESULT	SCORE	RECORD	CONFERENCE	TIME	ATTEND.
Aug. 31	South Alabama	W	35-21	1-0	0-0	3:27	89,502
Sept. 7	at Colorado	L	31-34 (OT)	1-1	0-0	3:49	52,829
Sept. 14	Northern Illinois	W	44-8	2-1	0-0	3:21	89,593
Sept. 21	Illinois *	W	42-38	3-1	1-0	3:40	44,512
Sept. 28	No. 5 Ohio State *	L	7-48	3-2	1-1	2:54	89,759
Oct. 5	Northwestern *	W	13-10	4-2	2-1	3:12	89,384
Oct. 12	at Minnesota *	L	7-34	4-3	2-2	3:04	43,502
Oct. 26	Indiana *	L	31-38	4-4	2-3	3:29	89,317
Nov. 2	at Purdue *	L	27-31	4-5	2-4	3:20	50,606
Nov. 16	No. 15 Wisconsin *	L	21-38	4-6	2-5	3:01	88,842
Nov. 23	at Maryland *	W	54-7	5-6	3-5	3:12	34,082

\*Big Ten Conference game

SCORE BY QUARTERS	1ST	2ND	3RD	4TH	OT	TOTAL
Nebraska	86	78	64	84	0	312
Opponents	58	87	100	58	3	306

## TEAM STATISTICS

TEAM STATISTICS	NU	OPP
<b>SCORING</b>	<b>312</b>	<b>306</b>
Points Per Game	28.4	27.8
Points Off Turnovers	75	76
<b>FIRST DOWNS</b>	<b>232</b>	<b>226</b>
Rushing	117	107
Passing	97	105
Penalty	18	14
<b>RUSHING YARDAGE</b>	<b>2255</b>	<b>2032</b>
Yards gained rushing	2565	2340
Yards lost rushing	310	308
Rushing Attempts	488	437
Average Per Rush	4.6	4.6
Average Per Game	205.0	184.7
TDs Rushing	26	23
<b>PASSING YARDAGE</b>	<b>2451</b>	<b>2310</b>
Comp-Att-Int	182-300-8	204-339-10
Average Per Pass	8.2	6.8
Average Per Catch	13.5	11.3
Average Per Game	222.8	210.0
TDs Passing	11	14
<b>TOTAL OFFENSE</b>	<b>4706</b>	<b>4342</b>
Total Plays	788	776
Average Per Play	6.0	5.6
Average Per Game	427.8	394.7
<b>KICK RETURNS: #-Yards</b>	<b>21-405</b>	<b>41-805</b>
<b>PUNT RETURNS: #-Yards</b>	<b>15-128</b>	<b>11-25</b>
<b>INT RETURNS: #-Yards</b>	<b>10-139</b>	<b>8-38</b>
<b>KICK RETURN AVERAGE</b>	<b>19.3</b>	<b>19.6</b>
<b>PUNT RETURN AVERAGE</b>	<b>8.5</b>	<b>2.3</b>
<b>INT RETURN AVERAGE</b>	<b>13.9</b>	<b>4.8</b>
<b>FUMBLES-LOST</b>	<b>26-11</b>	<b>16-9</b>
<b>PENALTIES-Yards</b>	<b>58-493</b>	<b>60-545</b>
Average Per Game	44.8	49.5
<b>PUNTS-Yards</b>	<b>49-2023</b>	<b>58-2308</b>
Average Per Punt	41.3	39.8
Net punt average	39.6	36.9
<b>KICKOFFS-Yards</b>	<b>61-3441</b>	<b>61-3692</b>
Average Per Kick	56.4	60.5
Net kick average	37.5	40.0
<b>TIME OF POSSESSION/Game</b>	<b>28:27</b>	<b>31:33</b>
<b>3RD-DOWN Conversions</b>	<b>69/166</b>	<b>65/159</b>
3rd-Down Pct	42%	41%
<b>4TH-DOWN Conversions</b>	<b>9/22</b>	<b>7/16</b>
4th-Down Pct	41%	44%
<b>SACKS BY-Yards</b>	<b>27-173</b>	<b>26-156</b>
<b>MISC YARDS</b>	<b>0</b>	<b>29</b>
<b>TOUCHDOWNS SCORED</b>	<b>40</b>	<b>38</b>
<b>FIELD GOALS-ATTEMPTS</b>	<b>11-19</b>	<b>13-14</b>
<b>ON-SIDE KICKS</b>	<b>0-0</b>	<b>0-0</b>
<b>RED-ZONE SCORES</b>	<b>(37-50) 74%</b>	<b>(39-43) 91%</b>
<b>RED-ZONE TOUCHDOWNS</b>	<b>(26-50) 52%</b>	<b>(30-43) 70%</b>
<b>PAT-ATTEMPTS</b>	<b>(37-39) 95%</b>	<b>(35-37) 95%</b>
<b>ATTENDANCE</b>	<b>536397</b>	<b>225531</b>
Games/Avg Per Game	6/89400	5/45106
Neutral Site Games		0/0

## INDIVIDUAL OFFENSIVE STATISTICS

RUSHING	G/GS	ATT	GAIN	LOSS	NET	AVG	TD	LONG	AVG/G
Dedrick Mills	11/5	119	667	16	651	5.5	10	61	59.2
Adrian Martinez	9/9	123	727	145	582	4.7	7	56	64.7
Wan'Dale Robinson	9/4	85	361	35	326	3.8	3	42	36.2
Maurice Washington	7/5	50	319	21	298	6.0	1	60	42.6
Luke McCaffrey	3/0	23	162	0	162	7.0	1	15	54.0
Noah Vedral	5/2	30	133	27	106	3.5	3	22	21.2
Rahmir Johnson	4/0	21	65	1	64	3.0	1	13	16.0
Wyatt Mazour	9/0	14	48	2	46	3.3	0	11	5.1
Brody Belt	11/0	5	36	4	32	6.4	0	22	2.9
JD Spielman	11/11	4	31	0	31	7.8	0	14	2.8
Jaylin Bradley	1/0	2	8	0	8	4.0	0	4	8.0
Austin Allen	11/4	1	2	0	2	2.0	0	2	0.2
Andrew Bunch	2/0	2	6	7	-1	-0.5	0	6	-0.5
TEAM	11/0	9	0	52	-52	-5.8	0	0	-4.7
<b>Total</b>	<b>11</b>	<b>488</b>	<b>2565</b>	<b>310</b>	<b>2255</b>	<b>4.6</b>	<b>26</b>	<b>61</b>	<b>205.0</b>
<b>Opponents</b>	<b>11</b>	<b>437</b>	<b>2340</b>	<b>308</b>	<b>2032</b>	<b>4.6</b>	<b>23</b>	<b>66</b>	<b>184.7</b>

PASSING	G/GS	EFFIC	COMP-ATT-INT	PCT	YDS	TD	LNG	AVG/G
Adrian Martinez	9/9	135.67	139-233-8	59.7	1906	10	75	211.8
Noah Vedral	5/2	137.12	33-49-0	67.3	407	0	51	81.4
Luke McCaffrey	3/0	181.38	8-11-0	72.7	103	1	28	34.3
Andrew Bunch	2/0	34.87	1-6-0	16.7	13	0	13	6.5
JD Spielman	11/11	284.80	1-1-0	100.0	22	0	22	2.0
<b>Total</b>	<b>11</b>	<b>136.06</b>	<b>182-300-8</b>	<b>60.7</b>	<b>2451</b>	<b>11</b>	<b>75</b>	<b>222.8</b>
<b>Opponents</b>	<b>11</b>	<b>125.14</b>	<b>204-339-10</b>	<b>60.2</b>	<b>2310</b>	<b>14</b>	<b>96</b>	<b>210.0</b>

RECEIVING	G/GS	NO.	YDS	AVG	TD	LONG	AVG/G
JD Spielman	11	46	864	18.8	4	65	78.5
Wan'Dale Robinson	9	40	453	11.3	2	49	50.3
Jack Stoll	11	22	233	10.6	1	42	21.2
Kanawai Noa	10	17	245	14.4	2	36	24.5
Maurice Washington	7	12	162	13.5	2	75	23.1
Dedrick Mills	11	11	89	8.1	0	20	8.1
Austin Allen	11	7	83	11.9	0	30	7.5
Kade Warner	6	6	70	11.7	0	26	11.7
Mike Williams	11	5	109	21.8	0	34	9.9
Wyatt Mazour	9	5	52	10.4	0	20	5.8
Jaron Woodyard	3	3	9	3.0	0	7	3.0
Jaevon McQuitty	3	2	14	7.0	0	8	4.7
Noah Vedral	5	1	22	22.0	0	22	4.4
Darien Chase	3	1	13	13.0	0	13	4.3
Rahmir Johnson	4	1	12	12.0	0	12	3.0
Luke McCaffrey	3	1	12	12.0	0	12	4.0
Kurt Rafdal	6	1	9	9.0	0	9	1.5
Chris Hickman	3	1	0	0.0	0	0	0.0
<b>Total</b>	<b>11</b>	<b>182</b>	<b>2451</b>	<b>13.5</b>	<b>11</b>	<b>75</b>	<b>222.8</b>
<b>Opponents</b>	<b>11</b>	<b>204</b>	<b>2310</b>	<b>11.3</b>	<b>14</b>	<b>96</b>	<b>210.0</b>

PUNT RETURNS	NO.	YDS	AVG	TD	LONG
JD Spielman	13	112	8.6	1	76
Eric Lee Jr.	1	7	7.0	0	0
Isaiah Stalbird	1	9	9.0	0	0
<b>Total</b>	<b>15</b>	<b>128</b>	<b>8.5</b>	<b>1</b>	<b>76</b>
<b>Opponents</b>	<b>11</b>	<b>25</b>	<b>2.3</b>	<b>0</b>	<b>5</b>



## 2019 INDIVIDUAL STATISTICS

INTERCEPTIONS	NO.	YDS	AVG	TD	LONG
Lamar Jackson	3	12	4.0	0	11
Cam Taylor-Britt	2	57	28.5	0	48
Eric Lee Jr.	2	38	19.0	1	38
Alex Davis	1	5	5.0	0	5
Darrion Daniels	1	18	18.0	0	18
Braxton Clark	1	9	9.0	0	9
<b>Total</b>	<b>10</b>	<b>139</b>	<b>13.9</b>	<b>1</b>	<b>48</b>
<b>Opponents</b>	<b>8</b>	<b>38</b>	<b>4.8</b>	<b>0</b>	<b>18</b>

KICK RETURNS	NO.	YDS	AVG	TD	LONG
Wan'Dale Robinson	11	236	21.5	0	39
Wyatt Mazour	3	58	19.3	0	23
Brody Belt	3	49	16.3	0	19
Zach Weinmaster	3	42	14.0	0	30
Maurice Washington	1	20	20.0	0	20
<b>Total</b>	<b>21</b>	<b>405</b>	<b>19.3</b>	<b>0</b>	<b>39</b>
<b>Opponents</b>	<b>41</b>	<b>805</b>	<b>19.6</b>	<b>1</b>	<b>89</b>

FUMBLE RETURNS	NO.	YDS	AVG	TD	LONG
Carlos Davis	1	3	3.0	0	3
Austin Allen	1	6	6.0	0	6
Marquel Dismuke	1	11	11.0	0	11
Alex Davis	0	0	0.0	1	0
<b>Total</b>	<b>3</b>	<b>20</b>	<b>6.7</b>	<b>1</b>	<b>11</b>
<b>Opponents</b>	<b>3</b>	<b>78</b>	<b>26.0</b>	<b>0</b>	<b>68</b>

FIELD GOALS	FGM-FGA	PCT	1-19	20-29	30-39	40-49	50-59	LG	BLK
Dylan Jorgensen	0-1	0.0	0-0	0-0	0-1	0-0	0-0	0	1
Isaac Armstrong	2-5	40.0	0-0	1-1	1-3	0-1	0-0	36	2
Lane McCallum	2-4	50.0	0-0	1-3	1-1	0-0	0-0	35	0
Barret Pickering	3-5	60.0	0-0	2-2	1-2	0-1	0-0	30	0
Matt Waldoch	3-3	100.0	0-0	3-3	0-0	0-0	0-0	29	0
Harrison Martin	1-1	100.0	1-1	0-0	0-0	0-0	0-0	18	0
<b>Total</b>	<b>11-19</b>	<b>57.9</b>	<b>1-1</b>	<b>7-9</b>	<b>3-7</b>	<b>0-2</b>	<b>0-0</b>	<b>36</b>	<b>3</b>
<b>Opponents</b>	<b>13-14</b>	<b>92.8</b>	<b>0-0</b>	<b>5-5</b>	<b>4-5</b>	<b>4-4</b>	<b>0-0</b>	<b>47</b>	<b>0</b>

FG SEQUENCE	NEBRASKA	OPPONENTS
South Alabama	31	-
Colorado	(26),48	(20),(34)
Northern Illinois	(36),37,32	(45),(27)
Illinois	27	(47)
Ohio State	-	(23),(36)
Northwestern	(35),29,(24)	(40),34
Minnesota	-	-
Indiana	32,(30)	(22)
Purdue	(23),(21)	(44)
Wisconsin	41	(31),(24),(30)
Maryland	(29),(29),(29),(18)	-

Numbers in (parenthesis) indicate field goal was made

PUNTING	NO.	YDS	AVG	LONG	TB	FC	I20	50+	BLK
Isaac Armstrong	49	2023	41.3	60	3	10	21	10	0
<b>Total</b>	<b>49</b>	<b>2023</b>	<b>41.3</b>	<b>60</b>	<b>3</b>	<b>10</b>	<b>21</b>	<b>10</b>	<b>0</b>
<b>Opponents</b>	<b>58</b>	<b>2308</b>	<b>39.8</b>	<b>60</b>	<b>2</b>	<b>19</b>	<b>24</b>	<b>10</b>	<b>3</b>

KICKOFFS	NO.	YDS	AVG	TB	OB	RET.	NET	YDLN
Will Przystup	34	2043	60.1	11	2			
Isaac Armstrong	15	691	46.1	0	0			
Dylan Jorgensen	8	480	60.0	3	0			
Barret Pickering	4	227	56.8	0	0			
<b>Total</b>	<b>61</b>	<b>3441</b>	<b>56.4</b>	<b>14</b>	<b>2</b>	<b>805</b>	<b>37.5</b>	<b>27</b>
<b>Opponents</b>	<b>61</b>	<b>3692</b>	<b>60.5</b>	<b>34</b>	<b>2</b>	<b>405</b>	<b>40.0</b>	<b>25</b>

SCORING	TD	FGs	PATs						DXP	Saf	Pts
			Kick	Rush	Rcv	Pass					
Dedrick Mills	10	0-0	0-0	0-0	0	0-0	0	0	0	60	
Adrian Martinez	7	0-0	0-0	1-1	0	0-0	0	0	0	44	
Wan'Dale Robinson	5	0-0	0-0	0-0	0	0-0	0	0	0	30	
JD Spielman	5	0-0	0-0	0-0	0	0-0	0	0	0	30	
Barret Pickering	0	3-5	10-10	0-0	0	0-0	0	0	0	19	
Noah Vedral	3	0-0	0-0	0-0	0	0-0	0	0	0	18	
Maurice Washington	3	0-0	0-0	0-0	0	0-0	0	0	0	18	
Lane McCallum	0	2-4	10-11	0-0	0	0-0	0	0	0	16	
Matt Waldoch	0	3-3	6-6	0-0	0	0-0	0	0	0	15	
Kanawai Noa	2	0-0	0-0	0-0	0	0-0	0	0	0	12	
Isaac Armstrong	0	2-5	6-7	0-0	0	0-0	0	0	0	12	
Jack Stoll	1	0-0	0-0	0-0	0	0-0	0	0	0	6	
Rahmir Johnson	1	0-0	0-0	0-0	0	0-0	0	0	0	6	
Luke McCaffrey	1	0-0	0-0	0-0	0	0-0	0	0	0	6	
Eric Lee Jr.	1	0-0	0-0	0-0	0	0-0	0	0	0	6	
Alex Davis	1	0-0	0-0	0-0	0	0-0	0	0	0	6	
Dylan Jorgensen	0	0-1	5-5	0-0	0	0-0	0	0	0	5	
Harrison Martin	0	1-1	0-0	0-0	0	0-0	0	0	0	3	
<b>Total</b>	<b>40</b>	<b>11-19</b>	<b>37-39</b>	<b>1-1</b>	<b>0</b>	<b>0-0</b>	<b>0</b>	<b>0</b>	<b>0</b>	<b>312</b>	
<b>Opponents</b>	<b>38</b>	<b>13-14</b>	<b>35-37</b>	<b>0-0</b>	<b>1</b>	<b>1-1</b>	<b>0</b>	<b>1</b>	<b>0</b>	<b>306</b>	

TOTAL OFFENSE	G	PLAYS	RUSH	PASS	TOTAL	AVG/G
Adrian Martinez	9	356	582	1906	2488	276.4
Dedrick Mills	11	119	651	0	651	59.2
Noah Vedral	5	79	106	407	513	102.6
Wan'Dale Robinson	9	85	326	0	326	36.2
Maurice Washington	7	50	298	0	298	42.6
Luke McCaffrey	3	34	162	103	265	88.3
Rahmir Johnson	4	21	64	0	64	16.0
JD Spielman	11	5	31	22	53	4.8
Wyatt Mazour	9	14	46	0	46	5.1
Brody Belt	11	5	32	0	32	2.9
Andrew Bunch	2	8	-1	13	12	6.0
Jaylin Bradley	1	2	8	0	8	8.0
Austin Allen	11	1	2	0	2	0.2
TEAM	11	9	-52	0	-52	-4.7
<b>Total</b>	<b>11</b>	<b>788</b>	<b>2255</b>	<b>2451</b>	<b>4706</b>	<b>427.8</b>
<b>Opponents</b>	<b>11</b>	<b>776</b>	<b>2032</b>	<b>2310</b>	<b>4342</b>	<b>394.7</b>

ALL PURPOSE	G	RUSH	REC	PR	KOR	IR	TOT	AVG/G
Wan'Dale Robinson	9	326	453	0	236	0	1015	112.8
JD Spielman	11	31	864	112	0	0	1007	91.5
Dedrick Mills	11	651	89	0	0	0	740	67.3
Adrian Martinez	9	582	0	0	0	0	582	64.7
Maurice Washington	7	298	162	0	20	0	480	68.6
Kanawai Noa	10	0	245	0	0	0	245	24.5
Jack Stoll	11	0	233	0	0	0	233	21.2
Luke McCaffrey	3	162	12	0	0	0	174	58.0
Wyatt Mazour	9	46	52	0	58	0	156	17.3
Noah Vedral	5	106	22	0	0	0	128	25.6
Mike Williams	11	0	109	0	0	0	109	9.9
Austin Allen	11	2	83	0	0	0	85	7.7
Brody Belt	11	32	0	0	49	0	81	7.4
Rahmir Johnson	4	64	12	0	0	0	76	19.0
Kade Warner	6	0	70	0	0	0	70	11.7
Cam Taylor-Britt	10	0	0	0	0	57	57	5.7
Eric Lee Jr.	11	0	0	7	0	38	45	4.1
Zach Weinmaster	2	0	0	0	42	0	42	21.0
Darrion Daniels	10	0	0	0	0	18	18	1.8
Jaevon McQuitty	3	0	14	0	0	0	14	4.7
Darien Chase	3	0	13	0	0	0	13	4.3
Lamar Jackson	11	0	0	0	0	12	12	1.1
Kurt Rafdal	6	0	9	0	0	0	9	1.5
Jaron Woodyard	3	0	9	0	0	0	9	3.0
Braxton Clark	11	0	0	0	0	9	9	0.8
Isaiah Stalbird	11	0	0	9	0	0	9	0.8
Jaylin Bradley	1	8	0	0	0	0	8	8.0
Alex Davis	11	0	0	0	0	5	5	0.5
Andrew Bunch	2	-1	0	0	0	0	-1	-0.5
TEAM	11	-52	0	0	0	0	-52	-4.7
<b>Total</b>	<b>11</b>	<b>2255</b>	<b>2451</b>	<b>128</b>	<b>405</b>	<b>139</b>	<b>5378</b>	<b>488.9</b>
<b>Opponents</b>	<b>11</b>	<b>2032</b>	<b>2310</b>	<b>25</b>	<b>805</b>	<b>38</b>	<b>5210</b>	<b>473.6</b>

## DEFENSIVE STATISTICS

NAME	GP-GS	-----TACKLES-----			TFL-YDS	-SACKS-  NO-YARDS	---PASS DEF---		QBH	---FUMBLES---		BLKD	
		SOLO	AST	TOTAL			INT-YDS	BRUP		RCV-YDS	FF	KICK	SAF
7 Mohamed Barry	11-11	41	42	83	4-13	1.0-7	.	3	1	1-0	.	.	.
3 Will Honas	11-0	40	29	69	5-15	1.0-7	.	.	1	.	.	.	.
31 Collin Miller	11-11	33	29	62	7-13	1.0-5	.	3	1	1-0	1	.	.
19 Marquel Dismuke	11-11	41	20	61	2-5	.	.	4	1	1-11	.	.	.
13 JoJo Domann	11-6	35	13	48	11-40	2.5-21	.	4	1	.	2	.	.
5 Cam Taylor-Britt	10-9	26	19	45	4-20	1.5-15	2-57	2	.	.	4	.	.
94 Khalil Davis	10-10	27	14	41	11-55	8.0-44	.	1	.	.	.	.	.
21 Lamar Jackson	11-11	28	9	37	4-10	1.0-4	3-12	12	1	1-0	2	.	.
96 Carlos Davis	10-10	16	15	31	6-36	4.0-34	.	3	1	1-3	1	.	.
79 Darrion Daniels	10-10	15	13	28	3-7	1.5-2	1-18	.	.	.	.	.	.
95 Ben Stille	11-2	11	17	28	7-29	3.0-20	.	1	5	.	.	.	.
23 Dicaprio Bootle	11-11	15	13	28	.	.	.	6	1	.	1	.	.
22 Alex Davis	11-11	17	10	27	3-5	.	1-5	.	5	1-0	1	.	.
6 Eric Lee Jr.	11-1	13	7	20	.	.	2-38	1	.	.	.	1	.
97 Deontre Thomas	11-0	8	11	19	2-3	.	.	1	.	.	.	.	.
2 Caleb Tannor	11-4	9	8	17	4-15	2.5-14	.	1	.	.	.	.	.
44 Garrett Nelson	10-0	4	11	15	2-5	.	.	.	.	.	.	.	.
49 Isaiah Stalbird	11-0	9	4	13	2-9	.	.	.	.	.	1	1	.
93 Damion Daniels	11-1	3	10	13	.	.	.	.	.	.	.	.	.
30 Eli Sullivan	11-0	7	5	12	2-3	.	.	1	.	.	.	1	.
17 Braxton Clark	11-1	9	2	11	1-2	.	1-9	.	.	1-0	.	.	.
28 Luke Reimer	9-0	6	4	10	1-4	.	.	.	.	1-0	.	.	.
36 Reid Karel	11-0	5	2	7	1-1	.	.	.	.	.	.	.	.
24 Jeramiah Stovall	11-0	3	4	7	.	.	.	.	.	.	.	.	.
34 Simon Otte	5-0	3	1	4	.	.	.	.	.	.	.	.	.
43 Tyrin Ferguson	6-0	3	1	4	2-2	.	.	.	.	.	.	.	.
26 Dedrick Mills	11-5	3	.	3	.	.	.	.	.	.	.	.	.
38 Brody Belt	11-0	.	3	3	.	.	.	.	.	.	.	.	.
86 Jack Stoll	11-11	1	1	2	.	.	.	.	.	.	.	.	.
8 Deontai Williams	1-1	2	.	2	.	.	.	.	.	.	.	.	.
38 Damian Jackson	2-0	1	1	2	.	.	.	.	.	.	.	.	.
9 Kanawai Noa	10-9	1	1	2	.	.	.	.	.	.	.	.	.
98 Isaac Armstrong	11-0	2	.	2	.	.	.	.	.	.	.	.	.
99 Will Przystup	8-0	2	.	2	.	.	.	.	.	.	.	.	.
53 Joseph Johnson	3-0	1	1	2	.	.	.	.	.	.	1	.	.
11 Austin Allen	11-4	1	.	1	.	.	.	.	.	1-6	.	.	.
9 DaiShon Neal	11-0	.	1	1	.	.	.	.	.	.	.	.	.
58 Chris Cassidy	2-0	.	1	1	.	.	.	.	.	.	.	.	.
19 Mike Williams	11-1	1	.	1	.	.	.	.	.	.	.	.	.
56 Boe Wilson	11-11	.	1	1	.	.	.	.	.	.	.	.	.
16 Noah Vedral	5-2	1	.	1	.	.	.	.	.	.	.	.	.
18 Myles Farmer	3-0	1	.	1	.	.	.	.	.	.	.	.	.
71 Matt Farniok	11-11	.	1	1	.	.	.	.	.	.	.	.	.
25 Tony Butler	4-0	.	1	1	.	.	.	.	.	.	.	.	.
4 Keem Green	3-0	.	1	1	.	.	.	.	.	.	.	.	.
<b>Total</b>	<b>11-0</b>	<b>444</b>	<b>326</b>	<b>770</b>	<b>68-292</b>	<b>27-173</b>	<b>10-139</b>	<b>43</b>	<b>18</b>	<b>9-20</b>	<b>14</b>	<b>3</b>	<b>.</b>
<b>Opponents</b>	<b>11-0</b>	<b>464</b>	<b>300</b>	<b>764</b>	<b>77-275</b>	<b>26-156</b>	<b>8-38</b>	<b>25</b>	<b>13</b>	<b>11-78</b>	<b>16</b>	<b>5</b>	<b>1</b>

SPECIAL TEAMS TACKLES	UA-A/TOT	USA	COLO	NIU	ILL	OSU	NW	MINN	IND	PUR	WIS	MD	IOWA
Isaiah Stalbird	7-3/10	1-0/1	1-0/1	-	3-0/3	1-0/1	-	-	0-3/3	-	1-0/1	.	.
Jeramiah Stovall	3-4/7	1-0/1	-	0-3/3	-	-	-	-	-	1-0/1	1-0/1	0-1/1	.
Eli Sullivan	2-3/5	-	-	0-1/1	1-1/2	-	-	-	0-1/1	-	-	1-0/1	.
Cam Taylor-Britt	2-2/4	0-1/1	1-0/1	-	-	-	1-0/1	-	0-1/1	-	-	.	.
Reid Karel	4-0/4	1-0/1	-	-	-	-	1-0/1	-	-	1-0/1	-	1-0/1	.
Luke Reimer	2-2/4	-	-	-	-	-	-	-	1-0/1	0-1/1	1-0/1	0-1/1	.
Brody Belt	0-3/3	0-1/1	-	-	0-1/1	-	-	-	0-1/1	-	-	.	.
Colin Miller	2-1/3	-	-	0-1/1	-	-	1-0/1	-	-	-	-	1-0/1	.
Simon Otte	2-1/3	-	-	0-1/1	-	-	-	-	0-1/1	-	-	1-0/1	.
Isaac Armstrong	2-0/2	-	-	1-0/1	-	-	-	-	-	-	-	1-0/1	.
Will Przystup	2-0/2	-	-	-	-	-	-	1-0/1	-	1-0/1	-	.	.
Caleb Tannor	1-1/2	1-0/1	-	0-1/1	-	-	-	-	-	-	-	.	.
Damian Jackson	1-1/2	-	-	-	-	-	-	-	-	1-1/2	-	.	.
Eric Lee Jr.	1-0/1	1-0/1	-	-	-	-	-	-	-	-	-	.	.
Tony Butler	0-1/1	0-1/1	-	-	-	-	-	-	-	-	-	.	.
JoJo Domann	1-0/1	-	-	0-1/1	-	-	-	-	-	-	-	.	.
Braxton Clark	1-0/1	-	-	-	1-0/1	-	-	-	-	-	-	.	.
Dedrick Mills	1-0/1	-	-	-	-	1-0/1	-	-	-	-	-	.	.
Myles Farmer	1-0/1	-	-	-	-	1-0/1	-	-	-	-	-	.	.
Jack Stoll	1-0/1	-	-	-	-	-	-	1-0/1	-	-	-	.	.

**INDIVIDUAL OFFENSE GAME BY GAME**

RUSHING	NO-YDS/TD	USA	COLO	NIU	ILL	OSU	NW	MINN	IND	PUR	WIS	MD	IOWA
Dedrick Mills RB	119-651/10	15-44/2	8-24/0	11-116/1	12-45/2	11-67/1	10-26/0	9-28/1	8-30/0	6-18/1	17-188/1	12-67/1	
Adrian Martinez QB	123-582/7	13-6/0	19-66/2	11-44/1	18-118/0	15-81/0	9-26/0	DNP	DNP	12-58/2	16-89/1	10-94/1	
Wan'Dale Robinson WR	85-326/3	4-21/0	2-9/0	2-0/0	19-89/1	9-27/0	7-44/1	6-24/0	22-83/1	6-24/0	DNP	DNP	
Maurice Washington RB	50-298/1	6-39/0	15-77/0	4-63/1	10-89/0	4-9/0	5-1/0	6-20/0	DNP	DNP	DNP	DNP	
Luke McCaffrey QB	23-162/1	DNP	DNP	DNP	DNP	DNP	1-3/0	DNP	12-76/0	DNP	DNP	10-83/1	
Noah Vedral QB	30-106/3	DNP	-	1-3/1	DNP	DNP	7-33/0	15-49/0	7-21/2	DNP	DNP	DNP	
Rahmir Johnson RB	21-64/1	DNP	DNP	3-9/0	DNP	DNP	-	DNP	DNP	-	DNP	18-55/1	
Wyatt Mazour RB	14-48/0	4-12/0	-	1-3/0	2-16/0	-	1-0/0	DNP	1-10/0	DNP	3-0/0	2-5/0	
Brody Belt RB	5-32/0	-	-	-	-	-	-	4-29/0	-	-	-	1-3/0	
JD Spielman WR	4-31/0	-	1-8/0	-	-	-	-	-	-	3-23/0	-	-	
Jaylin Bradley RB	2-8/0	DNP	DNP	DNP	DNP	DNP	DNP	DNP	DNP	DNP	DNP	2-8/0	
Austin Allen TE	1-2/0	-	-	-	-	-	-	1-2/0	-	-	-	-	
Andrew Bunch QB	2-1/0	DNP	DNP	DNP	DNP	DNP	DNP	2-1/0	DNP	DNP	DNP	-	
TEAM	11-52/0	2-24/0	1-5/0	-	3-11/0	-	-	-	-	-	1-4/0	2-8/0	

RECEIVING	NO-YDS/TD	USA	COLO	NIU	ILL	OSU	NW	MINN	IND	PUR	WIS	MD	IOWA
JD Spielman WR	46-864/4	2-36/0	5-112/1	4-76/0	7-160/0	1-7/0	2-19/0	3-59/0	5-97/0	6-123/0	4-71/1	7-104/2	
Wan'Dale Robinson WR	40-453/2	3-33/0	3-35/0	3-48/0	8-79/2	1-8/0	7-123/0	2-10/0	6-71/0	7-46/0	DNP	DNP	
Kanawai Noa WR	17-245/2	-	-	3-51/1	1-5/0	1-5/0	2-13/0	-	3-52/1	4-47/0	3-72/0	DNP	
Jack Stoll TE	22-233/1	3-66/0	2-4/0	2-38/0	3-45/1	-	1-4/0	4-18/0	3-9/0	1-1/0	2-43/0	1-7/0	
Maurice Washington RB	12-162/2	1-13/0	4-118/1	3-18/1	-	2-10/0	1-2/0	1-5/0	DNP	DNP	DNP	DNP	
Mike Williams WR	5-109/0	-	-	1-26/0	1-20/0	-	1-5/0	-	1-34/0	-	-	1-24/0	
Dedrick Mills RB	11-89/0	1-3/0	2-21/0	-	1-9/0	1-10/0	-	1-13/0	-	3-14/0	-	2-19/0	
Kade Warner WR	6-70/0	DNP	DNP	DNP	DNP	-	DNP	3-38/0	-	1-18/0	-	2-14/0	
Austin Allen TE	7-83/0	1-8/0	-	-	-	2-7/0	1-24/0	-	1-9/0	-	1-5/0	1-30/0	
Wyatt Mazour RB	5-52/0	1-13/0	-	-	1-10/0	-	-	DNP	-	DNP	3-29/0	-	
Noah Vedral QB	1-22/0	DNP	-	-	DNP	DNP	-	-	1-22/0	DNP	DNP	DNP	
Jaevon McQuitty WR	2-14/0	1-6/0	DNP	1-8/0	DNP	-	DNP	DNP	DNP	DNP	DNP	DNP	
Darien Chase WR	1-13/0	DNP	DNP	1-13/0	-	DNP	DNP	-	DNP	DNP	DNP	DNP	
Kurt Rafdal TE	1-9/0	-	-	1-9/0	DNP	DNP	-	-	DNP	-	-	-	
Jaron Woodyard WR	3-9/0	DNP	DNP	DNP	DNP	DNP	-	1-5/0	DNP	DNP	DNP	2-4/0	
Luke McCaffrey QB	1-12/0	DNP	DNP	DNP	DNP	DNP	-	DNP	-	DNP	DNP	1-12/0	
Rahmir Johnson RB	1-12/0	DNP	DNP	-	DNP	DNP	-	DNP	DNP	-	DNP	1-12/0	
Chris Hickman TE/WR	1-0/0	DNP	DNP	DNP	DNP	DNP	-	DNP	DNP	-	DNP	1-1/0	

**PASSING**

ADRIAN MARTINEZ	ATT	COMP	INT	PCT	YARDS	TD	LONG	SACK	YDS	EFFIC
South Alabama	22	13	1	59.1	178	0	42	2	17	118.0
Colorado	26	16	1	61.5	290	2	75	6	33	172.9
Northern Illinois	27	16	0	59.3	257	2	41	0	0	163.7
Illinois	34	22	0	64.7	328	3	41	2	7	174.6
Ohio State	17	8	3	47.1	47	0	10	4	23	35.0
Northwestern	20	13	0	65.0	145	0	49	1	2	125.9
Purdue	39	22	1	56.4	247	0	42	1	5	104.5
Wisconsin	23	13	1	56.5	220	1	36	4	34	142.5
Maryland	25	16	1	64.0	194	2	30	1	1	147.6
<b>TOTALS</b>	<b>233</b>	<b>139</b>	<b>8</b>	<b>59.7</b>	<b>1,906</b>	<b>10</b>	<b>75</b>	<b>21</b>	<b>122</b>	<b>135.7</b>

NOAH VEDRAL	ATT	COMP	INT	PCT	YARDS	TD	LONG	SACK	YDS	EFFIC
Northern Illinois	5	3	0	60.0	30	0	13	0	0	110.4
Northwestern	5	2	0	40.0	41	0	32	0	0	108.9
Minnesota	23	14	0	60.9	135	0	51	3	22	110.2
Indiana	16	14	0	87.5	201	0	45	1	5	193.0
<b>TOTALS</b>	<b>49</b>	<b>33</b>	<b>0</b>	<b>67.3</b>	<b>407</b>	<b>0</b>	<b>51</b>	<b>4</b>	<b>27</b>	<b>137.1</b>

LUKE MCCAFFREY	ATT	COMP	INT	PCT	YARDS	TD	LONG	SACK	YDS	EFFIC
Indiana	6	5	0	83.3	71	1	24	0	0	237.7
Maryland	5	3	0	60.0	32	0	28	0	0	113.8
<b>TOTALS</b>	<b>11</b>	<b>8</b>	<b>0</b>	<b>72.7</b>	<b>103</b>	<b>1</b>	<b>28</b>	<b>0</b>	<b>0</b>	<b>181.4</b>

ANDREW BUNCH	ATT	COMP	INT	PCT	YARDS	TD	LONG	SACK	YDS	EFFIC
Minnesota	6	1	0	16.7	13	0	13	1	7	34.9
<b>TOTALS</b>	<b>6</b>	<b>1</b>	<b>0</b>	<b>16.7</b>	<b>13</b>	<b>0</b>	<b>13</b>	<b>1</b>	<b>7</b>	<b>34.9</b>

JD SPIELMAN	ATT	COMP	INT	PCT	YARDS	TD	LONG	SACK	YDS	EFFIC
Indiana	1	1	0	100.0	22	0	22	0	0	284.8
<b>TOTALS</b>	<b>1</b>	<b>1</b>	<b>0</b>	<b>100.0</b>	<b>22</b>	<b>0</b>	<b>22</b>	<b>0</b>	<b>0</b>	<b>284.8</b>

PUNT RETURNS	NO-YDS/TD	USA	COLO	NIU	ILL	OSU	NW	MINN	IND	PUR	WIS	MD	IOWA
JD Spielman	13-112	4-80	-	2-11	2--3	-	1-3	2-7	-	1-4	-	1-10	
Isaiah Stalbird	1-9	-	-	1-9	-	-	-	-	-	-	-	-	
Eric Lee Jr.	1-7	-	-	-	-	-	-	-	-	1-7	-	-	

KICK RETURNS	NO-YDS/TD	USA	COLO	NIU	ILL	OSU	NW	MINN	IND	PUR	WIS	MD	IOWA
Wan'Dale Robinson	11-236	3-77	-	-	1-18	3-51	1-19	1-23	-	2-48	DNP	DNP	
Wyatt Mazour	3-58	-	-	1-18	-	-	-	DNP	2-40	DNP	-	-	
Brody Belt	3-49	-	-	-	-	-	-	-	-	1-19	1-14	1-16	
Zach Weinmaster	3-42	DNP	DNP	DNP	DNP	DNP	DNP	DNP	DNP	1-30	2-12	-	
Maurice Washington	1-20	-	-	-	-	-	-	1-20	DNP	DNP	DNP	DNP	

## INDIVIDUAL DEFENSE GAME BY GAME

PLAYER	UA-A	TOTAL	USA	COLO	NIU	ILL	OSU	NW	MINN	IND	PUR	WIS	MD	IOWA
Mohamed Barry LB	41-42	83	6-6	6-0	3-7	3-2	1-7	5-3	6-5	5-1	2-1	4-8	0-2	
Will Honas LB	40-29	69	2-1	7-2	2-6	2-2	2-3	2-3	2-2	3-2	8-1	7-5	3-2	
Collin Miller LB	33-29	62	1-3	6-0	1-4	1-3	3-3	4-4	5-5	2-3	4-1	1-2	5-1	
Marquel Dismuke S	41-20	61	1-3	6-0	2-1	6-1	4-4	6-1	2-8	5-1	7-0	1-1	1-0	
JoJo Domann LB	335-13	48	2-2	2-0	4-2	4-1	2-2	5-2	1-0	3-3	7-1	3-0	2-0	
Cam Taylor-Britt CB/S	26-19	45	2-3	4-1	1-0	3-0	4-3	4-1	3-3	2-4	DNP	1-4	2-0	
Khalil Davis DL	27-14	41	2-1	5-0	0-1	2-1	4-1	DNP	2-2	1-1	5-3	3-3	3-1	
Lamar Jackson CB	28-9	37	3-0	1-0	3-0	3-0	3-1	3-1	1-2	3-0	4-1	2-4	2-0	
Carlos Davis DL	16-15	31	2-2	2-0	3-3	1-2	2-2	2-2	3-1	0-2	0-1	DNP	1-0	
Darrion Daniels DL	15-13	28	2-2	1-0	2-3	1-1	1-2	4-2	3-3	-	1-0	DNP	-	
Ben Stille DL	11-17	28	0-4	2-1	-	-	1-2	1-4	0-2	1-1	4-0	1-2	1-1	
Dicaprio Bootle CB/S	15-13	28	0-2	3-0	0-1	-	-	1-1	1-0	3-3	5-1	0-5	2-0	
Alex Davis LB	17-10	27	1-0	2-0	1-0	2-1	1-1	0-2	1-2	2-0	1-2	2-2	4-0	
Eric Lee Jr. S	13-7	20	3-1	5-0	2-0	-	1-1	-	-	0-1	2-0	0-4	-	
Deontre Thomas DL	8-11	19	1-2	-	3-2	0-1	0-1	2-0	0-1	0-1	-	2-2	0-1	
Caleb Tannor LB	9-8	17	3-1	1-0	1-1	1-0	1-3	2-3	-	-	-	-	-	
Garrett Nelson LB	4-11	15	0-1	-	0-2	-	0-2	-	1-2	1-1	-	2-3	DNP	
Damion Daniels DL	3-10	13	1-2	-	0-4	0-1	2-1	-	-	0-1	-	0-1	-	
Isaiah Stalbird S	9-4	13	1-0	1-0	2-1	3-0	1-0	-	-	0-3	-	1-0	-	
Eli Sullivan S	67-5	12	3-1	-	1-2	2-1	-	-	-	0-1	-	-	1-0	
Braxton Clark CB	9-2	11	-	-	2-1	1-0	-	1-1	-	-	3-0	1-0	1-0	
Luke Reimer LB	6-4	10	DNP	-	DNP	-	2-1	-	-	0-1	0-1	1-0	3-1	
Reid Karel S	5-2	7	0-1	-	2-1	-	-	1-0	-	-	1-0	-	1-0	
Jeremiah Stovall CB	3-4	7	1-0	-	0-3	-	-	-	-	-	1-0	1-0	0-1	
Tyrin Ferguson LB	3-1	4	-	1-0	0-1	1-0	1-0	DNP	-	DNP	DNP	DNP	DNP	
Simon Otte LB	3-1	4	DNP	DNP	1-0	DNP	DNP	DNP	DNP	0-1	-	-	2-0	
Brody Belt	0-3	3	0-1	-	-	0-1	-	-	-	0-1	-	-	-	
Dedrick Mills	3-0	3	-	-	-	-	1-0	-	-	-	1-0	1-0	-	
Damian Jackson DL	1-1	2	DNP	DNP	DNP	DNP	DNP	DNP	DNP	DNP	1-1	-	DNP	
Joseph Johnson LB	1-1	2	DNP	DNP	-	DNP	0-1	DNP	DNP	DNP	DNP	DNP	1-0	
Deontai Williams S	2-0	2	2-0	DNP	DNP	DNP	DNP	DNP	DNP	DNP	DNP	DNP	DNP	
Will Przystup	2-0	2	DNP	-	-	-	-	-	1-0	-	1-0	DNP	DNP	
Jack Stoll	1-1	2	0-1	-	-	-	-	-	1-0	-	-	-	-	
Isaac Armstrong	2-0	2	-	-	1-0	-	-	-	-	-	-	-	1-0	
Kanawai Noa	1-1	2	-	1-0	-	0-1	-	-	-	-	-	-	-	
DaiShon Neal DL	0-1	1	-	-	0-1	-	-	-	-	-	-	-	-	
Mike Williams	1-0	1	-	-	-	1-0	-	-	-	-	-	-	-	
Austin Allen	1-0	1	-	-	1-0	-	-	-	-	-	-	-	-	
Noah Vedral	1-0	1	DNP	-	-	DNP	DNP	-	-	1-0	DNP	DNP	DNP	
Tony Butler CB	0-1	1	0-1	DNP	DNP	DNP	-	-	-	DNP	DNP	DNP	DNP	
Myles Farmer S	1-0	1	DNP	DNP	-	DNP	1-0	DNP	-	DNP	DNP	DNP	DNP	
Chris Cassidy LB	0-1	1	DNP	DNP	0-1	DNP	DNP	DNP	DNP	DNP	DNP	DNP	-	
Keem Green DL	0-1	1	DNP	DNP	DNP	DNP	0-1	DNP	DNP	DNP	DNP	-	-	
Boe Wilson	0-1	1	-	-	-	0-1	-	-	-	-	-	-	-	
Matt Farniok	0-1	1	0-1	-	-	-	-	-	-	-	-	-	-	

## INDIVIDUAL DEFENSE GAME BY GAME

TACKLES FOR LOSS	UA-A	TOTAL	USA	COLO	NIU	ILL	OSU	NW	MINN	IND	PUR	WIS	MD	IOWA
Khalil Davis DL	9-2	10.0	1.0-9	2.0-9	-	1.0-4	2.0-10	DNP	-	1.0-1	1.5-12	-	1.5-10	
JoJo Domann LB	7-4	9.0	1.5-7	-	1.0-2	1.5-11	0.5-2	2.0-3	-	0.5-1	1.0-5	-	1.0-9	
Ben Stille DL	4-3	5.5	-	1.5-4	-	-	-	0.5-1	-	1.0-7	2.0-12	-	0.5-5	
Collin Miller LB	3-4	5.0	1.0-1	1.0-4	0.5-1	0.5-2	-	-	0.5-0	0.5-0	-	-	1.0-5	
Carlos Davis DL	3-3	4.5	-	1.0-12	1.5-15	0.5-2	-	-	-	-	0.5-3	DNP	1.0-4	
Will Honas LB	3-2	4.0	1.0-7	0.5-0	1.0-5	1.5-3	-	-	-	-	-	-	-	
Mohamed Barry LB	3-1	3.5	-	1.0-7	-	-	-	1.0-3	0.5-1	1.0-2	-	-	-	
Lamar Jackson CB	3-1	3.5	1.0-4	-	-	2.0-5	-	-	-	-	0.5-1	-	-	
C. Taylor-Britt CB/S	2-2	3.0	2.0-16	-	-	-	0.5-3	0.5-1	-	-	DNP	-	-	
Caleb Tannor LB	2-2	3.0	-	1.0-6	-	-	1.0-8	1.0-1	-	-	-	-	-	
Darrion Daniels DL	2-1	2.5	-	-	1.5-2	-	-	1.0-5	-	-	-	DNP	-	
Alex Davis LB	2-1	2.5	-	2.0-5	-	-	-	-	-	-	0.5-0	-	-	
Tyrin Ferguson LB	2-0	2.0	-	-	-	1.0-1	1.0-1	DNP	-	DNP	DNP	DNP	DNP	
Eli Sullivan S	1-1	1.5	-	-	0.5-1	1.0-2	-	-	-	-	-	-	-	
Isaiah Stalbird S	1-1	1.5	-	-	1.5-9	-	-	-	-	-	-	-	-	
Deontre Thomas DL	1-1	1.5	0.5-1	-	-	-	-	-	-	-	-	1.0-2	-	
Marquel Dismuke S	1-1	1.5	1.0-4	-	-	-	-	-	0.5-1	-	-	-	-	
Garrett Nelson LB	1-1	1.5	-	-	-	-	-	-	1.5-5	-	-	-	DNP	
Luke Reimer LB	1-0	1.0	DNP	-	DNP	-	-	-	-	-	-	-	1.0-4	
Braxton Clark CB	1-0	1.0	-	-	-	-	-	-	-	-	1.0-2	-	-	
Reid Karel S	0-1	0.5	-	-	0.5-1	-	-	-	-	-	-	-	-	

SACKS	UA-A	TOTAL	USA	COLO	NIU	ILL	OSU	NW	MINN	IND	PUR	WIS	MD	IOWA
Khalil Davis DL	7-2	8.0	1.0-9	-	-	1.0-4	1.0-8	DNP	-	1.0-1	1.5-12	-	2.5-10	
Carlos Davis DL	3-2	4.0	-	1.0-12	1.5-15	-	-	-	-	-	0.5-3	DNP	1.0-4	
Ben Stille DL	2-2	3.0	-	-	-	-	-	0.5-1	-	1.0-7	1.0-7	-	0.5-5	
JoJo Domann LB	2-1	2.5	-	-	-	1.0-10	0.5-2	-	-	-	-	-	1.0-9	
Caleb Tannor LB	2-1	2.5	-	1.0-6	-	-	1.0-8	0.5-0	-	-	-	-	-	
C. Taylor-Britt DB	1-1	1.5	1.0-12	-	-	-	0.5-3	-	-	-	DNP	-	-	
Darrion Daniels DL	1-1	1.5	-	-	1.5-2	-	-	-	-	-	-	DNP	-	
Mohamed Barry LB	1-0	1.0	-	1.0-7	-	-	-	-	-	-	-	-	-	
Collin Miller LB	1-0	1.0	-	-	-	-	-	-	-	-	-	-	1.0-5	
Will Honas LB	1-0	1.0	1.0-7	-	-	-	-	-	-	-	-	-	-	
Lamar Jackson DB	1-0	1.0	1.0-4	-	-	-	-	-	-	-	-	-	-	

INT RETURNS	NO-YDS	USA	COLO	NIU	ILL	OSU	NW	MINN	IND	PUR	WIS	MD	IOWA
Lamar Jackson	3-12	-	1-1	-	-	-	1-11	-	-	1-0	-	-	-
Eric Lee Jr.	2-38	2-38	-	-	-	-	-	-	-	-	-	-	-
Cam Taylor-Britt	2-57	1-48	-	-	1-9	-	-	-	-	DNP	-	-	-
Alex Davis	1-5	-	-	-	-	-	-	1-5	-	-	-	-	-
Darrion Daniels	1-18	-	-	-	-	-	-	-	1-18	DNP	-	-	-
Braxton Clark	1-9	-	-	1-9	-	-	-	-	-	-	-	-	-

FORCED FUMBLES	NO	USA	COLO	NIU	ILL	OSU	NW	MINN	IND	PUR	WIS	MD	IOWA
C. Taylor-Britt	4	1	2	-	-	-	1	-	-	DNP	-	-	-
Lamar Jackson	2	1	-	-	-	-	-	-	-	-	-	1	-
JoJo Domann	2	-	-	-	1	-	-	-	-	-	1	-	-
Carlos Davis	1	-	-	-	-	-	-	1	-	-	DNP	-	-
Alex Davis	1	-	-	-	-	-	-	-	-	1	-	-	-
Dicaprio Bootle	1	-	-	-	-	-	-	-	-	-	-	1	-
Collin Miller	1	-	-	-	-	-	1	-	-	-	-	-	-
Isaiah Stalbird	1	-	-	1	-	-	-	-	-	-	-	-	-
Joseph Johnson	1	DNP	DNP	-	DNP	-	DNP	DNP	DNP	DNP	DNP	DNP	1

FUMBLES RECOVERED	NO	USA	COLO	NIU	ILL	OSU	NW	MINN	IND	PUR	WIS	MD	IOWA
Alex Davis	1	1	-	-	-	-	-	-	-	-	-	-	-
Carlos Davis	1	1	-	-	-	-	-	-	-	-	DNP	-	-
Austin Allen TE	1	-	-	1	-	-	-	-	-	-	-	-	-
Luke Reimer	1	DNP	1	DNP	-	-	-	-	-	-	-	-	-
Marquel Dismuke	1	-	-	-	-	-	-	-	-	-	-	1	-
Collin Miller	1	-	-	-	-	-	-	-	-	-	-	1	-
Lamar Jackson	1	-	-	-	-	-	-	-	-	-	1	-	-
Mohamed Barry	1	-	-	-	-	-	-	-	-	-	-	1	-
Braxton Clark	1	-	-	-	-	-	-	-	-	-	-	1	-

FUMBLE RETURNS	NO-YDS	USA	COLO	NIU	ILL	OSU	NW	MINN	IND	PUR	WIS	MD	IOWA
Marquel Dismuke	1-11	-	-	-	-	-	-	-	-	-	-	1-11	-
Austin Allen	1-6	-	-	1-6	-	-	-	-	-	-	-	-	-
Carlos Davis	1-3	1-3	-	-	-	-	-	-	-	-	DNP	-	-

TEAM GAME BY GAME

Table with columns: DATE, OPPONENT, RUSHING (NO, YDS, TD, LG), RECEIVING (NO, YDS, TD, LG), PASSING (CMP-ATT-FINT, YDS, TD, LG), KICK RET (NO, YDS, TD, LG), PUNT RET (NO, YDS, TD, LG), TOTAL OFF. Includes rows for games from Aug. 31 to Nov. 23, and Totals/Opponent summary.

Table with columns: DATE, OPPONENT, TACKLES (SOL, AST, TOT, TFL-YDS), SACKS (NO-YDS), FUMBLE (FF, FR-YDS, INT-YDS), QBH, PBU, BLKD KICK, KICKS (ATT-MAD, RUN, RCV, SAF), PTS. Includes rows for games from Aug. 31 to Nov. 23, and Totals/Opponent summary.

Table with columns: DATE, OPPONENT, PUNTING (NO, YDS, AVG, LG, BLK, TB, FC, 50+, I20), FIELD GOALS (ATT-MADE, LG, BLKD), KICKOFFS (NO, YDS, AVG, TB, OB). Includes rows for games from Aug. 31 to Nov. 23, and Totals/Opponent summary.

OPPONENT GAME BY GAME

Table with columns: DATE, OPPONENT, RUSHING (NO, YDS, TD, LG), RECEIVING (NO, YDS, TD, LG), PASSING (CMP-ATT-FINT, YDS, TD, LG), KICK RET (NO, YDS, TD, LG), PUNT RET (NO, YDS, TD, LG), TOTAL OFF. Includes rows for games from Aug. 31 to Nov. 23, and Opponent totals/Nebraska summary.

Table with columns: DATE, OPPONENT, TACKLES (SOL, AST, TOT, TFL-YDS), SACKS (NO-YDS), FUMBLE (FF, FR-YDS, INT-YDS), QBH, PBU, BLKD KICK, KICKS (ATT-MAD, RUN, RCV, SAF), PTS. Includes rows for games from Aug. 31 to Nov. 23, and Opponent totals/Nebraska summary.

Table with columns: DATE, OPPONENT, PUNTING (NO, YDS, AVG, LG, BLK, TB, FC, 50+, I20), FIELD GOALS (ATT-MADE, LG, BLKD), KICKOFFS (NO, YDS, AVG, TB, OB). Includes rows for games from Aug. 31 to Nov. 23, and Opponent totals/Nebraska summary.

## TEAM COMPARISON

OPPONENT	SCORE	1ST DNS (RUN/PASS/PEN.)	RUSHING	PASSING	PASS YDS	TOTAL OFFENSE	RET YDS	T/O
SOUTH ALABAMA	35-21	15/19 (6/6; 8/11; 1/2)	44-98/44-83	13-22-1/19-35-3	178/231	66-276/79-314	246/92	3/5
Colorado	31-34	19/22 (9/8; 8/13; 2/1)	46-179/37-89	16-26-1/28-41-1	290/375	72-469/78-464	1/58	3/2
N. ILLINOIS	44-8	22/20 (9/4; 12/15; 1/1)	33-238/32-74	19-32-0/28-49-1	287/276	65-525/81-350	53/54	1/2
Illinois	42-38	32/14 (18/9; 13/4; 1/1)	64-346/38-221	22-34-0/9-24-1	328/78	98-674/62-299	24/173	4/1
OHIO STATE	7-48	15/31 (12/20; 2/10; 1/1)	39-184/53-368	8-17-3/15-22-0	47/212	56-231/75-580	51/49	3/0
NORTHWESTERN	13-10	12/18 (5/9; 6/6; 1/3)	40-133/41-157	15-25-0/19-32-1	186/136	65-319/73-293	33/53	0/1
Minnesota	7-34	16/20 (10/16; 5/4; 1/0)	43-151/49-322	15-29-0/8-13-0	148/128	72-299/62-450	50/36	0/0
INDIANA	31-38	26/24 (11/6; 11/15; 4/3)	50-220/31-104	20-23-0/27-40-1	294/351	73-514/71-455	45/120	2/1
Purdue	27-31	21/24 (6/8; 11/15; 4/1)	35-128/36-145	22-39-1/31-41-2	247/304	74-375/77-449	126/89	1/2
WISCONSIN	21-37	23/25 (13/16; 9/8; 1/1)	37-273/45-320	13-23-1/13-21-0	220/162	60-493/66-482	26/145	1/1
Maryland	54-7	31/9 (18/5; 12/4; 1/0)	57-305/31-149	19-30-1/7-21-0	226/57	87-531/52-206	37/77	1/4
<b>Totals</b>	<b>312-306</b>	<b>232/226 (117/107; 97/105; 18/14)</b>	<b>488-2255/437-2032</b>	<b>182-300-8/204-339-10</b>	<b>2451/2310</b>	<b>788-4706/776-4342</b>	<b>692/946</b>	<b>19/19</b>

Note: Game totals are displayed in the format NEBRASKA/OPPONENT for each category

OPPONENT	3RD DOWN	4TH DOWN	TIME POSS	MARGIN	YDS/RUSH	YDS/PASS	YDS/PLAY	PUNTING	PENALTIES
SOUTH ALABAMA	6-15/7-17	1-2/0-1	25:47/34:13	-8:26	2.2/1.9	8.1/6.6	4.2/4.0	6-45.5/7-41.0	8-64/7-44
Colorado	5-15/6-17	1-1/2-2	29:24/30:36	-1:12	3.9/2.4	11.2/9.1	6.5/5.9	5-46.2/6-45.2	7-65/9-65
N. ILLINOIS	6-13/5-20	1-1/2-6	22:02/37:58	-15:56	7.2/2.3	9.0/5.6	8.1/4.3	3-45.3/7-38.6	1-15/4-40
Illinois	11-19/1-12	1-2/0-1	37:04/22:56	14:08	5.4/5.8	9.6/3.2	6.9/4.8	4-46.5/8-46.0	10-70/4-30
OHIO STATE	4-12/10-13	1-2/0-0	23:06/36:54	-13:48	4.7/6.9	2.8/9.6	4.1/7.7	5-35.2/1-59.0	6-57/2-25
NORTHWESTERN	6-19/5-16	0-0/0-0	28:39/31:21	-2:42	3.3/3.8	7.4/4.2	4.9/4.0	10-41.9/9-35.6	8-74/6-50
Minnesota	6-16/8-13	0-4/0-0	27:13/32:47	-5:34	3.5/6.6	5.1/9.8	4.2/7.3	6-38.5/5-34.8	5-33/4-42
INDIANA	6-13/7-14	1-2/2-2	27:32/32:28	-4:56	4.4/3.4	12.8/8.8	7.0/6.4	2-30.0/3-40.0	6-44/6-84
Purdue	6-16/8-14	1-3/0-0	26:57/33:03	-6:06	3.7/4.0	6.3/7.4	5.1/5.8	4-35.2/5-30.0	3-30/10-89
WISCONSIN	6-12/3-9	0-3/1-1	25:20/34:40	-9:20	7.4/7.1	9.6/7.7	8.2/7.3	2-32.0/2-40.0	3-31/4-36
Maryland	7-16/5-14	2-2/0-3	39:58/20:02	19:56	5.4/4.8	7.5/2.7	6.1/4.0	2-53.0/5-41.8	1-10/4-40
<b>Totals</b>	<b>69-166/65-159</b>	<b>9-22/7-16</b>	<b>313:02/346:58</b>	<b>-33:56</b>	<b>4.6/4.6</b>	<b>8.2/6.8</b>	<b>6.0/5.6</b>	<b>49-41.3/58-39.8</b>	<b>493/545</b>

Note: Game totals are displayed in the format NEBRASKA/OPPONENT for each category

## NEBRASKA RED ZONE CHART

### NEBRASKA INSIDE OPPONENT RED-ZONE

DATE	OPPONENT	SCORE	TIMES IN RZ	TIMES SCORED	PTS	TOTAL TDS	RUSH TDS	PASS TDS	FGs MADE	FGs MISS	FAILED TO SCORE	DOWN	INT	FUMB	HALF	GAME
Aug. 31	South Alabama	W, 35-21	3	2	14	2	2	0	0	1	0	0	0	0	0	0
Sept. 7	at Colorado	L, 31-34	3	3	17	2	2	0	1	0	0	0	0	0	0	0
Sept. 14	Northern Illinois	W, 44-8	6	3	17	2	2	0	1	2	0	0	1	0	0	0
Sept. 21	at Illinois*	W, 42-38	7	5	35	5	3	2	0	1	0	0	0	0	1	0
Sept. 28	Ohio State*	L, 7-48	2	1	7	1	1	0	0	0	1	0	0	0	0	0
Oct. 5	Northwestern*	W, 13-10	3	2	6	0	0	0	2	1	0	0	0	0	0	0
Oct. 12	at Minnesota*	L, 7-34	1	1	7	1	1	0	0	0	0	0	0	0	0	0
Oct. 26	Indiana*	L, 31-38	6	4	24	3	3	0	1	1	0	0	1	0	0	0
Nov. 2	at Purdue*	L, 27-31	5	5	27	3	3	0	2	0	0	0	0	0	0	0
Nov. 16	Wisconsin*	L, 21-37	4	2	14	2	2	0	0	0	2	0	0	0	0	0
Nov. 23	at Maryland*	W, 54-7	10	9	47	5	4	1	4	0	0	1	0	0	0	0
<b>Totals</b>			<b>50</b>	<b>37</b>	<b>215</b>	<b>26</b>	<b>23</b>	<b>3</b>	<b>11</b>	<b>6</b>	<b>3</b>	<b>1</b>	<b>2</b>	<b>1</b>	<b>0</b>	<b>0</b>
			<b>37 of 50 (74.0%)</b>													

### OPPONENT INSIDE NEBRASKA RED-ZONE

DATE	OPPONENT	SCORE	TIMES IN RZ	TIMES SCORED	PTS	TOTAL TDS	RUSH TDS	PASS TDS	FGs MADE	FGs MISS	FAILED TO SCORE	DOWN	INT	FUMB	HALF	GAME
Aug. 31	South Alabama	W, 35-21	4	3	21	3	1	2	0	0	0	1	0	0	0	0
Sept. 7	at Colorado	L, 31-34	4	4	20	2	2	0	2	0	0	0	0	0	0	0
Sept. 14	Northern Illinois	W, 44-8	2	1	3	0	0	0	1	0	1	0	0	0	0	0
Sept. 21	at Illinois*	W, 42-38	2	2	14	2	2	0	0	0	0	0	0	0	0	0
Sept. 28	Ohio State*	L, 7-48	8	8	48	6	3	3	2	0	0	0	0	0	0	0
Oct. 5	Northwestern*	W, 13-10	2	1	7	1	1	0	0	1	0	0	0	0	0	0
Oct. 12	at Minnesota*	L, 7-34	6	5	34	5	4	1	0	0	0	0	0	0	1	0
Oct. 26	Indiana*	L, 31-38	6	6	38	5	3	2	1	0	0	0	0	0	0	0
Nov. 2	at Purdue*	L, 27-31	4	4	28	4	2	2	0	0	0	0	0	0	0	0
Nov. 16	Wisconsin*	L, 21-37	5	5	23	2	2	0	3	0	0	0	0	0	0	0
Nov. 23	at Maryland*	W, 54-7	0	0	0	0	0	0	0	0	0	0	0	0	0	0
<b>Totals</b>			<b>43</b>	<b>39</b>	<b>236</b>	<b>30</b>	<b>20</b>	<b>10</b>	<b>9</b>	<b>1</b>	<b>1</b>	<b>1</b>	<b>1</b>	<b>0</b>	<b>1</b>	<b>0</b>
			<b>39 of 43 (90.7%)</b>													

# NEBRASKA & OPPONENT LONG PLAYS & DRIVE INFORMATION

## LONG SEASON PLAYS (20 OR MORE YARDS)

	[-----NEBRASKA-----]				[-----OPPONENT-----]			
	RUSH	PASS	RET	TOT	RUSH	PASS	RET	TOT
South Alabama	0	1	4	5	0	4	0	4
Colorado	1	6	0	7	0	4	1	5
Northern Illinois	3	6	0	9	1	2	0	3
Illinois	6	8	0	14	2	1	5	8
Ohio State	1	0	0	1	5	4	1	10
Northwestern	1	4	0	5	0	1	1	2
Minnesota	2	2	1	5	5	2	1	8
Indiana	0	7	1	8	0	9	1	10
Purdue	1	4	3	8	1	3	1	5
Wisconsin	5	7	0	12	1	1	3	5
Maryland	2	5	0	7	2	0	2	4
<b>Total</b>	<b>22</b>	<b>50</b>	<b>9</b>	<b>81</b>	<b>17</b>	<b>31</b>	<b>16</b>	<b>64</b>

## LONG DRIVE SUPERLATIVES

	NEBRASKA	OPPONENT
Most Yards (Result)	96 at Colorado (TD)	96 at Colo (TD); at Purdue (TD)
Most Plays (Result)	17 Ohio State (Downs)	13 at Purdue (TD); vs. Wis (FG)
Most Time (Result)	7:17 Ohio State (Downs)	7:18 at Colorado (Punt)

## NEBRASKA LONG PLAYS (81; 22 RUNS; 50 PASSES; 9 RETURNS)

YDS	OPPONENT	PLAY	RESULT
76	South Alabama	PR (Spielman)	Touchdown
75	Colorado	Pass (Martinez-Washington)	Touchdown
65	Colorado	Pass (Martinez-Spielman)	Touchdown
61	Northern Illinois	Run (Mills)	1st-10
60	Northern Illinois	Run (Washington)	Touchdown
56	Ohio State	Run (Martinez)	1st-10
51	Minnesota	Pass (Vedral-Spielman)	1st-10
49	Northwestern	Pass (Martinez-Robinson)	1st-10
48	South Alabama	IR (Taylor-Britt)	1st-10
45	Indiana	Pass (Vedral-Spielman)	1st-10
45	Wisconsin	Run (Martinez)	1st-10
44	Illinois	Run (Martinez)	1st-10
43	Wisconsin	Run (Mills)	1st-10
42	South Alabama	Pass (Martinez-Stoll)	1st-Goal
42	Northwestern	Run (Robinson)	Touchdown
42	Purdue	Pass (Martinez-Spielman)	1st-10
41	Northern Illinois	Pass (Martinez-Spielman)	1st-10
41	Illinois	Pass (Martinez-Spielman)	1st-10
41	Illinois	Run (Washington)	1st-10
40	Purdue	Pass (Martinez-Spielman)	1st-10
40	Colorado	Run (Washington)	1st-10
39	South Alabama	KOR (Robinson)	1st-10
38	South Alabama	IR (Lee Jr.)	Touchdown
36	Wisconsin	Pass (Martinez-Noa)	1st-10
34	Indiana	Pass (Vedral-Williams)	1st-10
34	Purdue	Pass (Martinez-Noa)	1st-10
32	Indiana	Pass (Vedral-Robinson)	1st-10
32	Northwestern	Pass (Vedral-Robinson)	1st-10
31	Indiana	Pass (Vedral-Spielman)	1st-10
30	Northern Illinois	Pass (Martinez-Robinson)	1st-10
30	Purdue	KOR (Weinmaster)	1st-10
30	Maryland	Pass (Martinez-Allen)	1st-10
30	Maryland	Run (Martinez)	1st-10
28	Maryland	Pass (McCaffrey-Spielman)	1st-10
28	Purdue	KOR (Robinson)	1st-10
28	Colorado	Pass (Martinez-Washington)	1st-10
27	Northern Illinois	Pass (Martinez-Noa)	Touchdown
27	Northern Illinois	Pass (Martinez-Stoll)	1st-10
27	Illinois	Pass (Martinez-Robinson)	Touchdown
27	Wisconsin	Run (Mills)	1st-10
26	Wisconsin	Run (Martinez)	1st-10
26	Northern Illinois	Pass (Martinez-Williams)	1st-10
26	Minnesota	Pass (Vedral-Warner)	1st-10
26	Illinois	Pass (Martinez-Spielman)	1st-10
25	Illinois	Run (Washington)	1st-10
25	Maryland	Pass (Martinez-Spielman)	Touchdown
25	Illinois	Run (Martinez)	1st-10
25	Colorado	Pass (Martinez-Robinson)	1st-10
24	Northern Illinois	Run (Mills)	Touchdown
24	Northwestern	Pass (Martinez-Allen)	1st-10
24	Northwestern	Pass (Martinez-Robinson)	1st-10
24	Indiana	Pass (McCaffrey-Noa)	Touchdown
24	Maryland	Pass (Martinez-M. Williams)	1st-10
23	Indiana	KOR (Mazour)	1st-10
23	Minnesota	KOR (Robinson)	1st-10
23	Wisconsin	Pass (Martinez-Stoll)	1st-10
23	Wisconsin	Pass (Martinez-Spielman)	Touchdown
22	Maryland	Pass (Martinez-Spielman)	1st-10
22	Wisconsin	Pass (Martinez-Spielman)	1st-10
22	Minnesota	Run (Belt)	1st-10
22	Minnesota	Run (Vedral)	1st-10
22	Illinois	Pass (Martinez-Robinson)	1st-10
22	Illinois	Pass (Martinez-Stoll)	1st-10
22	Indiana	Pass (Spielman-Vedral)	1st-10
22	Indiana	Pass (McCaffrey-Robinson)	1st-10
21	Illinois	Run (Robinson)	1st-10
21	Colorado	Pass (Martinez-Spielman)	1st-10
21	Northern Illinois	Pass (Martinez-Washington)	Touchdown
21	Purdue	Run (Martinez)	1st-10
21	Purdue	Pass (Martinez-Spielman)	1st-10
21	Wisconsin	Pass (Martinez-Noa)	1st-10
21	Wisconsin	Run (Mills)	1st-10
20	Purdue	KOR (Robinson)	1st-10
20	Colorado	Pass (Martinez-Mills)	1st-10
20	Illinois	Pass (Martinez-Adams)	1st-10
20	Illinois	Pass (Martinez-Spielman)	Fumble
20	Illinois	Pass (Martinez-Spielman)	1st-10
20	Illinois	Pass (Martinez-Williams)	1st-10
20	Wisconsin	Pass (Martinez-Stoll)	1st-10
20	Wisconsin	Pass (Martinez-Mazour)	1st-10
20	Maryland	Run (Martinez)	1st-10

## OPPONENT LONG PLAYS 60: 17 RUNS; 31 PASSES; 16 RETURNS)

YDS	OPPONENT	PLAY	RESULT
96	Colorado	Pass (Montez-Nixon)	Touchdown
89	Wisconsin	KOR (Cruickshank)	Touchdown
68	Indiana	FR (Stallings)	1st-10
66	Illinois	Run (Corbin)	Touchdown
58	Maryland	Run (Leake)	Touchdown
57	Colorado	Pass (Montez-Jackson)	1st-10
55	Wisconsin	Pass (Coan-A. Taylor)	Touchdown
54	Colorado	KOR (Shenault)	Turnover
50	Northwestern	KOR (Lees)	1st-10
45	Minnesota	Pass (Morgan-Johnson)	1st-10
45	Minnesota	Pass (Morgan-Johnson)	1st-10
41	Ohio State	Run (Fields)	1st-10
40	Indiana	Pass (Ramsey-Hendershot)	1st-10
38	Indiana	Pass (Ramsey-Fryogle)	1st-10
38	Ohio State	Pass (Fields-Mack)	1st-10
38	Illinois	KOR (Brown)	1st-10
36	Illinois	Run (Brown)	Touchdown
36	Ohio State	Run (Crowley)	1st-10
36	South Alabama	Pass (Johnson-Sutherland)	1st-10
35	Minnesota	Run (Smith)	1st-10
32	Minnesota	KOR (Douglas)	1st-10
29	Illinois	KOR (Brown)	1st-10
29	Wisconsin	Run (Davis)	1st-10
28	Northern Illinois	Pass (Bowers-Crawford)	1st-10
28	Minnesota	Run (Brooks)	1st-10
27	South Alabama	Pass (Johnson-Minter)	1st-10
27	South Alabama	Pass (Johnson-Tolbert)	1st-10
27	Illinois	KOR (Brown)	1st-10
27	Illinois	KOR (Brown)	1st-10
27	Ohio State	Pass (Fields-Teague)	1st-10
27	Ohio State	Pass (Fields-Victor)	1st-10
27	Maryland	KOR (Lewis)	1st-10
26	Maryland	Run (Legendre)	1st-10
26	Ohio State	Run (Teague)	1st-10
26	Ohio State	Run (Dobbins)	1st-10
26	Illinois	Pass (Peters-Imatorbhebe)	Touchdown
26	Colorado	Pass (Montez-Brown)	Touchdown
26	Northern Illinois	Pass (Childers-Lersch)	1st-10
26	Purdue	Pass (O'Connell-Hopkins)	1st-10
26	Purdue	Pass (Plummer-Wright)	1st-10
25	Purdue	Pass (Plummer-Horvath)	1st-10
25	Purdue	Run (Doerue)	1st-10
25	South Alabama	Pass (Johnson-Baker)	1st-10
25	Minnesota	Run (Brooks)	1st-10
24	Ohio State	Run (Dobbins)	1st-10
24	Indiana	Pass (Ramsey-Philyor)	1st-10
23	Indiana	Pass (Ramsey-Scott)	1st-10
23	Indiana	Pass (Ramsey-Philyor)	1st-10
23	Indiana	Pass (Ramsey-Philyor)	1st-10
23	Northwestern	Pass (Smith-Chiaokhiao-Bowman)	1st-10
23	Ohio State	KOR (McCall)	1st-10
23	Wisconsin	KOR (Cruickshank)	1st-10
23	Minnesota	Run (Smith)	1st-10
22	Northern Illinois	Run (Nettles)	1st-10
22	Illinois	KOR (Brown)	1st-10
22	Indiana	Pass (Ramsey-Fryogle)	1st-10
22	Maryland	KOR (Leake)	1st-10
21	Indiana	Pass (Ramsey-Philyor)	1st-10
21	Colorado	Pass (Montez-Nixon)	1st-10
21	Minnesota	Run (Ibrahim)	1st-10
21	Wisconsin	KOR (Cruickshank)	1st-10
20	Ohio State	Pass (Fields-Hill)	1st-10
20	Indiana	Pass (Ramsey-Philyor)	1st-10
20	Purdue	KOR (Anthrop)	1st-10

## GAME-OPENING DRIVES

OPPONENT	[-----NEBRASKA-----]			[-----OPPONENT-----]		
	PTS.	1ST DWN	YDS	PTS.	1ST DWN	YDS
South Alabama	7	3	81	0	1	23
at Colorado	7	3	96	0	3	33
Northern Illinois	3	2	58	0	0	1
at Illinois	0	1	51	7	1	71
Ohio State	0	2	31	7	3	50
Northwestern	0	0	0	0	0	4
at Minnesota	0	3	46	7	3	71
Indiana	7	2	75	3	3	71
at Purdue	0	1	41	0	0	9
Wisconsin	0	2	43	0	2	44
Maryland	0	2	28	0	0	14

## SECOND-HALF OPENING DRIVES

OPPONENT	[-----NEBRASKA-----]			[-----OPPONENT-----]		
	PTS.	1ST DWN	YDS	PTS.	1ST DWN	YDS
South Alabama	0	2	34	0	1	17
at Colorado	0	1	9	0	2	30
Northern Illinois	0	1	17	3	3	66
at Illinois	0	0	2	7	3	78
Ohio State	0	1	15	3	4	57
Northwestern	0	0	-4	7	4	58
at Minnesota	0	1	22	7	63	2
Indiana	0	0	8	0	2	30
at Purdue	3	4	72	0	0	-3
Wisconsin	0	2	33	0	0	0
Maryland	3	3	66	0	0	-4





**INDIVIDUAL CAREER/SEASON SUPERLATIVES**

SEASON AND CAREER, MOST PASSING YARDS			SEASON AND CAREER, LONGEST PASS	
PLAYER	2019	CAREER	2019	CAREER
Adrian Martinez	328 at Illinois	384 vs. Wisconsin, 2018	75* at Colorado (Washington)	75* 2x (at Wisc., 2018; at Colo., 2019)
Andrew Bunch	13 at Minnesota	177 vs. Troy, 2018	13 at Minnesota (Mills)	33 vs. Troy (Morgan)
Noah Vedral	201 vs. Indiana	same	51 at Minnesota (Spielman)	same
Luke McCaffrey	71 vs. Indiana	same	28 at Maryland (Spielman)	same
JD Spielman	22 vs. Indiana	same	22 vs. Indiana (Vedral)	same

\*-Indicates touchdown pass

SEASON AND CAREER, MOST RECEIVING YARDS			SEASON AND CAREER, LONGEST CATCH	
PLAYER	2019	CAREER	2019	CAREER
Austin Allen	30 at Maryland	41 at Ohio State, 2018	30 at Maryland (Martinez)	41 at Ohio State (Martinez)
Jaylin Bradley	none	31 at Purdue, 2017	none	13 at Purdue, 2017 (Lee)
Darien Chase	13 vs. Northern Illinois	same	13 vs. No. Illinois (Vedral)	same
Rahmir Johnson	12 at Maryland	same	12 at Maryland (Martinez)	same
Miles Jones	none	21 vs. Beth.-Cookman, 2018	none	21 vs. Beth.-Cookman, 2018 (Vedral)
Katerian LeGrone	none	8 vs. Beth.-Cookman, 2018	none	8 vs. Beth.-Cookman, 2018 (Vedral)
Wyatt Mazour	29 vs. Wisconsin	same	20 vs. Wisconsin (Martinez)	21 at Michigan, 2018 (Bunch)
Luke McCaffrey	12 at Maryland	same	12 at Maryland (Martinez)	same
Jaevon McQuitty	8 vs. Northern Illinois	same	8 vs. No. Illinois (Vedral)	same
Dedrick Mills	21 at Colorado	same	20 at Colorado (Martinez)	same
Kanawai Noa	72 vs. Wisconsin	126 at Oregon, 2017^	36 vs. Wisconsin (Martinez)	75* at Oregon, 2017^
Kurt Rafdal	9 vs. Northern Illinois	26 vs. Troy, 2018	9 vs. No. Illinois (Vedral)	26 vs. Troy, 2018 (Martinez)
Wan'Dale Robinson	123 vs. Northwestern	same	49 vs. Northwestern (Martinez)	same
JD Spielman	160 at Illinois	209 vs. Wisconsin, 2018	65* at Colorado (Martinez)	77* vs. Ohio State, 2017 (Lee)
Jack Stoll	66 vs. So. Alabama	same	42 vs. So. Ala. (Martinez)	same
Kade Warner	38 at Minnesota	same	26 at Minnesota (Vedral)	same
Maurice Washington	118 at Colorado	Same	75* at Colorado	same
Mike Williams	34 vs. Indiana	41 at Northwestern, 2018	34 vs. Indiana (Vedral)	same
Jaron Woodyard	5 at Minnesota	10 vs. Purdue, 2018	7 at Maryland (Martinez)	10 vs. Purdue, 2018 (Martinez)

\*-Indicates touchdown scored

^ - at California

SEASON AND CAREER, MOST RUSHING YARDS			SEASON AND CAREER, LONGEST RUN	
PLAYER	2019	CAREER	2019	CAREER
Austin Allen	2 at Minnesota	same	2 at Minnesota	same
Jaylin Bradley	8 at Maryland	42 at Purdue, 2017	4 at Maryland	20 at Purdue, 2017
Brody Belt	29 at Minnesota	same	22 at Minnesota	same
Andrew Bunch	-1 at Minnesota	23 at Michigan, 2018	6 at Minnesota	23 at Michigan, 2018
Rahmir Johnson	55 at Maryland	same	13 at Maryland	same
Adrian Martinez	118 at Illinois	125 vs. Minnesota, 2018	56 vs. Ohio State	same
Wyatt Mazour	16 at Illinois	55 vs. Beth.-Cookman, 2018	11 at Illinois	18 vs. Bethune-Cookman, 2018
Luke McCaffrey	83 at Maryland	same	15 at Maryland	same
Dedrick Mills	189 vs. Wisconsin	same	61 vs. No. Illinois	same
Wan'Dale Robinson	89 at Illinois	same	42* vs. Northwestern	same
JD Spielman	23 at Purdue	45 vs. Northwestern, 2017	14 at Purdue	40 vs. Northwestern, 2017
Noah Vedral	49 at Minnesota	same	22 at Minnesota	same
Kade Warner	none	4 vs. Illinois, 2018	none	4 vs. Illinois, 2018
Maurice Washington	89 at Illinois	104 vs. Minnesota, 2018	60 vs. No. Illinois	same

\*-Indicates touchdown scored

^ - at Georgia Tech

SEASON AND CAREER, MOST TACKLES, TFLS AND SACKS						
PLAYER	TACKLES (2019)	CAREER	TFL (2019)	CAREER	SACKS (2019)	CAREER
Avery Anderson	none	1 three times	none	none	none	none
Fyn Anderson	none	1 vs. BCU, 2018	none	none	none	none
Mohamed Barry	12 vs. So. Ala., vs. Wis.	12 3x last vs. Wisconsin	1 3x, last vs. Indiana	3 twice	1.0 at Colorado	1.0 three times
Brody Belt	1 vs. So. Ala., vs. Ind.	same	none	none	none	none
Dicaprio Bootle	6 vs. Indiana; at Purdue	7 vs. Purdue, 2018	none	1 vs. Ohio State, 2017	none	none
Tony Butler	1 vs. So. Alabama	1 three times	none	none	none	none
Chris Cassidy	1 vs. No. Illinois	same	none	none	none	none
Ethan Cox	none	1 vs. BCU, 2018	none	none	none	none
Braxton Clark	3 at Purdue	same	1 at Purdue	none	none	none
Damion Daniels	3 vs. So. Alabama	4 vs. BCU, 2018	none	1 vs. BCU, 2018	none	none
Darrion Daniels	6 vs. NW; at Minn.	same	2 vs. No. Illinois	same	1.5 vs. No. Illinois	same
Alex Davis	4 twice	4 4x last at Maryland	2 at Colorado	2 vs. Iowa, 2017; at CU, 2019	none	1.0 at Penn State, 2017
Carlos Davis	6 vs. No. Illinois	6 3x last vs. No. Illinois	2 vs. No. Illinois	2 2x last No. Illinois, 2019	1.5 vs. No. Illinois	same
Khalil Davis	8 at Purdue	same	2 3x, last at Maryland	2 9x, last at Maryland, 2019	2.5 at Maryland	same
Marquel Dismuke	10 at Minnesota	same	1 vs. So. Ala., at Minn.	same	none	none
JoJo Domann	8 at Purdue	same	2 at Illinois; vs. NW	same	1.0 3x, last at Maryland	1.0 4x, last at Maryland, 2019
Myles Farmer	1 vs. Ohio State	same	none	none	none	none
Tyrin Ferguson	1 4x, last vs. Ohio St.	10 vs. Colorado, 2018	1 at Illinois	2 vs. Colorado, 2018	none	1.0 vs. Colorado, 2018
Will Honas	12 vs. Wisconsin	same	2 at Illinois	same	1.0 vs. So. Alabama	same
Damian Jackson	2 at Purdue	same	none	none	none	same
Lamar Jackson	6 vs. Wisconsin	8 at Purdue, 2017	2 at Illinois	2 2x, last at Illinois	1.0 vs. So. Alabama	1.0 vs. Fresno St., 2016
Joseph Johnson	1 vs. Ohio St.; at Maryland	same	none	none	none	none
Reid Karel	2 at Purdue	same	none	none	none	none
Eric Lee Jr.	5 at Colorado	7 vs. Arkansas St., 2017	none	1 twice	none	1 at Ohio St., 2016
Collin Miller	10 at Minnesota	Same	1 4x, last at Maryland	same	1.0 at Maryland	same
DaiShon Neal	1 vs. No. Illinois	2 at Michigan, 2018	none	none	none	none
Garrett Nelson	5 vs. Wisconsin	none	2 at Minnesota	none	none	none
Simon Otte	2 at Maryland	same	none	none	none	none
Ben Stille	5 vs. Northwestern	same	2 at Colo.; at Purdue	3 at Illinois, 2017	1.0 vs. Ind., at Purdue	1.0 10x , last at Purdue, 2019
Luke Reimer	4 at Maryland	same	1 at Maryland	same	none	none
Jeremiah Stovall	1 vs. So. Ala; at Purdue	2 three times	none	none	none	none
Isaiah Stalbird	3 3x, last vs. Indiana	same	2 vs. No. Illinois	same	none	none
Eli Sullivan	4 vs. So. Alabama	same	1 at Illinois	same	none	none
Caleb Tannor	5 vs. Northwestern	same	2 vs. Northwestern	same	1.0 at Colo.; vs. OSU	1.0 3x, last vs. vs. Ohio St., 2019
Cam Taylor-Britt	7 vs. Ohio State.	same	2 vs. So. Alabama	same	1.0 vs. So. Alabama	same
Deontre Thomas	5 vs. No. Illinois	same	1 vs. So. Ala.; vs. Wis.	same	none	none
Chris Walker	none	1 vs. BCU, 2018	none	none	none	none
Deontai Williams	2 vs. So. Alabama	5 at Wisconsin, 2018	none	1 at Iowa, 2018	none	none

## NEBRASKA STATISTICAL HIGHS AND LOWS

NEBRASKA TOTALS	HIGHS	LOWS
Points Scored	54 at Maryland	7 vs. Ohio State; at Minnesota
First Downs	32 at Illinois	12 vs. Northwestern
Rushing Attempts	64 at Illinois	33 vs. Northern Illinois
Rushing Yards	346 at Illinois	98 vs. South Alabama
Passes Attempted	39 at Purdue	17 vs. Ohio State
Passes Completed	22 at Illinois; at Purdue	8 vs. Ohio State
Had Intercepted	3 vs. Ohio State	0 vs. Northern Illinois; at Illinois; vs. Northwestern; vs. Indiana
Passing Yards	328 at Illinois	47 vs. Ohio State
Total Plays	98 at Illinois	56 vs. Ohio State
Total Yards	674 at Illinois	231 vs. Ohio State
Possession Time	39:58 at Maryland	22:02 vs. Northern Illinois
Fumbles	4 vs. South Alabama; at Illinois	1 vs. Ohio State; vs. Northwestern
Fumbles Lost	4 at Illinois	0 vs. Ohio St.; vs. Northwestern; at Minn.; at Pur.; Wis.; at Maryland
Turnovers	4 at Illinois	0 vs. Northwestern; at Minnesota
Turnover Margin	+3 at Maryland	-3 at Illinois; vs. Ohio State
Penalties	10 at Illinois	1 vs. Northern Illinois; at Maryland
Yards Penalized	70 at Illinois	5 vs. Northern Illinois
Sacks By-Yards Lost	6.0-33 at Maryland	0-0 at Minnesota; Wisconsin
Team Tackles for Loss-Yards	10-47 at Colorado	1-2 vs. Wisconsin

## NEBRASKA INDIVIDUAL OFFENSIVE HIGHS

Most Rushing Attempts	22; Wan'Dale Robinson vs. Indiana
Most Net Rushing Yards	188; Dedrick Mills vs. Wisconsin
Most Rushing TDs	2; Dedrick Mills vs. S. Ala., at Ill.; Adrian Martinez at Colo. at Purdue; Noah Vedral vs. Indiana
Longest TD Run	60; Maurice Washington vs. Northern Illinois
Longest Run, No TD	61; Dedrick Mills vs. Northern Illinois
Most Pass Attempts	39; Adrian Martinez at Purdue
Most Completed Passes	22; Adrian Martinez at Illinois; at Purdue
Most Passing Yards	328; Adrian Martinez at Illinois
Most Passing TDs	3; Adrian Martinez at Illinois
Longest TD Pass	75; Adrian Martinez to Maurice Washington at Colorado
Longest Pass, No TD	51; Noah Vedral to JD Spielman at Minnesota
Most Pass Receptions	9; Wan'Dale Robinson at Illinois
Most Receiving Yards	160; JD Spielman at Illinois
Most TD Receptions	2; Wan'Dale Robinson at Illinois; JD Spielman at Maryland
Most Total Offense Attempts	52; Adrian Martinez at Illinois (18 rush, 34 passes)
Most Total Offense Yards	445; Adrian Martinez at Illinois (118 rush, 327 pass)
Most All-Purpose Attempts	28; Wan'Dale Robinson at Ill. (19 rushes, 8 receptions, 1 KOR); vs. Indiana (22 rushes, 6 receptions)
Most All-Purpose Yards	195; Maurice Washington at Colorado
Most Touchdowns Scored	3; Wan'Dale Robinson at Illinois

## NEBRASKA INDIVIDUAL SPECIAL TEAMS HIGHS

Most Field Goals Attempted	3; Isaac Armstrong vs. No. Ill.; Luke McCallum vs. Northwestern; Matt Waldoch at Maryland
Most Field Goals Made	3; Matt Waldoch at Maryland
Longest Field Goal Made	36; Isaac Armstrong vs. Northern Illinois
Longest Field Goal Attempted	48; Isaac Armstrong at Colorado
Longest Punt Return, TD	76; JD Spielman vs. South Alabama
Longest Punt Return, No TD	11; JD Spielman vs. South Alabama
Most Punt Return Yardage	80; JD Spielman vs. South Alabama
Longest Kickoff Return, TD	None
Longest Kickoff Return, No TD	39; Wan'Dale Robinson vs. South Alabama
Longest Blocked Punt, TD	None
Longest Blocked Field Goal Return	None
Most Kickoff Return Yardage	77; Wan'Dale Robinson vs. South Alabama
Most Punts	10; Isaac Armstrong vs. Northwestern (41.9 avg)
Highest Punting Average	53.0; Isaac Armstrong at Maryland (2 punts)
Longest Punt	60; Isaac Armstrong at Maryland
Most Blocked Field Goals	None
Most Blocked Punts	1; Isaiah Stalbird vs. Northern Illinois; Eric Lee Jr. at Purdue; Eli Sullivan at Purdue
Most Blocked PAT	None

## NEBRASKA INDIVIDUAL DEFENSIVE HIGHS

Most Total Tackles	12; Mohamed Barry vs. S. Ala. (6 solo, 6 asst.); vs. Wis. (4 solo, 8 asst.); Will Honas vs. Wis. (7 solo, 5 asst)
Most Solo Tackles	8; Will Honas at Purdue (9 tackles)
Most Tackles for Loss	2; 14 Times
Most Yards Lost	16; Cam Taylor-Britt vs. South Alabama (2 TFL)
Most Quarterback Sacks	2.5; Khalil Davis at Maryland
Most Yards Lost	15; Carlos Davis vs. Northern Illinois (1.5 sacks)
Most Pass Breakups	4; Lamar Jackson vs. Northern Illinois
Most Interceptions	2; Eric Lee Jr. vs. South Alabama
Longest Interception TD Return	38; Eric Lee Jr. vs. South Alabama
Longest Interception Return, No TD	48; Cam Taylor-Britt vs. South Alabama
Longest Fumble TD Return	0; Alex Davis vs. South Alabama
Longest Fumble Return, No TD	11; Marquel Dismuke at Maryland

## OPPONENT STATISTICAL HIGHS AND LOWS

OPPONENT TOTALS	HIGHS	LOWS
Points Scored	48 vs. Ohio State	7 at Maryland
First Downs	31 vs. Ohio State	9 at Maryland
Rushing Attempts	53 vs. Ohio State	31 at Maryland
Rushing Yards	368 vs. Ohio State	74 vs. Northern Illinois
Passes Attempted	49 vs. Northern Illinois	13 at Minnesota
Passes Completed	31 at Purdue	7 at Maryland
Had Intercepted	3 vs. South Alabama	0 vs. Ohio State; at Minnesota; vs. Wisconsin; at Maryland
Passing Yards	375 at Colorado	57 at Maryland
Total Plays	81 vs. Northern Illinois	52 at Maryland
Total Yards	580 vs. Ohio State	206 at Maryland
Possession Time	37:58 vs. Northern Illinois	20:02 at Maryland
Fumbles	2 vs. S. Ala.; at Colo; vs. Northwestern; vs. Wis.	0 vs. Ohio State; Indiana
Fumbles Lost	4 at Maryland	0 at Illinois; vs. Ohio State; vs. Northwestern; at Minn.; at Purdue
Turnovers	4 at Maryland	0 vs. Ohio State; at Minnesota
Turnover Margin	+3 at Illinois; vs. Ohio State	-3 at Maryland
Penalties	10 at Purdue	4 vs. Northern Illinois; at Illinois; at Minnesota; at Maryland
Yards Penalized	89 at Purdue	30 at Illinois
Sacks By-Yards Lost	6-33 at Colorado	0-0 vs. Northern Illinois
Team Tackles for Loss-Yards	13-41 at Illinois	4-9 vs. Indiana

### OPPONENT INDIVIDUAL HIGHS

Most Yards Rushing	204; Jonathan Taylor (Wisconsin)
Most Rushing Attempts	25; Jonathan Taylor (Wisconsin)
Most Yards Passing	375; Steven Montez (Colorado)
Most Passing Attempts	44; Ross Bowers (Northern Illinois)
Most Pass Completions	28; Steven Montez (Colorado)
Most Pass Receptions	14; Whop Philyor (Indiana)
Most Yards Receiving	178; Whop Philyor (Indiana)

### OPPONENT INDIVIDUAL LONGEST PLAYS

Rush	66*; Reggie Corbin (Illinois)
Pass	96*; Steven Montez to K.D. Nixon (Colorado)
Field Goal	47; James McCourt (Illinois)
Punt Return	5; Trevon Sidney (Illinois)
Kickoff Return	89*; Aron Cruickshank (Wisconsin)
Fumble Return	68; Allen Stallings IV (Indiana)
Interception Return	18; A.J. DeShazor (South Alabama)
Punt	60; Alex Kinney (Colorado)

\*-Indicates touchdown scored

## NO. 24 NEBRASKA 35, SOUTH ALABAMA 21

SCORE BY QUARTERS	1	2	3	4	FINAL
South Alabama	7	0	14	0	21
No. 24 Nebraska	7	7	14	7	35

### SCORING SUMMARY

QTR	TEAM	TIME	SCORE
1st	NEB	12:19	Mills 1 yd run (Jorgensen kick)
1st	USA	05:32	Johnson 3 yd run (Onate kick)
2nd	NEB	09:15	Mills 1 yd run (Jorgensen kick)
3rd	NEB	13:11	Lee Jr. 38 yd INT return (Jorgensen kick)
3rd	NEB	11:32	Spielman 76 yd punt return (Jorgensen kick)
3rd	USA	06:47	Flenord 9 yd pass from Johnson (Onate kick)
3rd	USA	02:17	Taylor 13 yd pass from Johnson (Onate kick)
4th	NEB	14:53	Davis 0 yd fumble recovery (Jorgensen kick)

**Lincoln (Aug. 31)** - No. 24 Nebraska forced five South Alabama turnovers, and the Cornhuskers scored three non-offensive touchdowns in the second half to post a 35-21 victory.

Leading 14-7 at halftime, the Husker defense and special teams accounted for all three second-half scores, marking the first time since 2005 that NU had scored at least three non-offensive touchdowns in a game.

On the first drive of the second half, Eric Lee Jr. intercepted a Cephus Johnson pass and returned it 38 yards for a score to push the margin to 14. The interception was the first of the Lee's career and the first defensive touchdown by the Blackshirts since 2017. After a three-and-out, JD Spielman fielded a punt, made a pair of Jaguar defenders miss and went 76 yards for his second career punt return touchdown to make it 28-7 less than four minutes into the second half.

South Alabama pulled to with 28-21 and had the ball to start the fourth quarter, but another defensive play gave NU some breathing room. Cam Taylor-Britt sacked Johnson, who coughed up the ball. Alex Davis recovered it in the end zone for a touchdown to make it 35-21.

In the game, Nebraska managed just 276 total yards, including just 66 in the second half. South Alabama produced 314 total yards on 79 plays, including 222 yards on 47 plays after halftime.

The Huskers looked sharp early on, going 81 yards on nine plays, as Jack Stoll's 42-yard reception to the USA 5-yard line set up Dedrick Mills' first TD three plays later. Stoll finished with three catches for 66 yards, as Adrian Martinez completed 13-of-22 passes for 178 yards in the win.

The teams traded touchdowns, as Johnson led the Jaguars 41 yards in nine plays, scoring from three yards out midway through the first quarter. The Huskers regained a 14-7 advantage midway through the second quarter as Mills scored from one yard out.

Senior linebacker Mohamed Barry led the Blackshirts with 12 tackles, while Taylor-Britt added five tackles, including two tackles for 16 yards lost. He also hauled in his first career interception and returned it 48 yards in the second half. Lee pitched in four tackles and the first two interceptions of his career while adding a breakup. As a team, NU produced 10 tackles for 49 yards lost, including four sacks for 32 yards.

TEAM STATISTICS	USA	NEB
FIRST DOWNS	19	15
RUSHES-YARDS (NET)	44-83	44-98
PASSING YDS (NET)	231	178
Passes Att-Comp-Int	35-19-3	22-13-1
TOTAL OFFENSE PLAYS-YARDS	79-314	66-276
Fumble Returns-Yards	0-0	1-3
Punt Returns-Yards	1-0	4-80
Kickoff Returns-Yards	5-74	3-77
Interception Returns-Yards	1-18	3-86
Punts (Number-Avg)	7-41.0	6-45.5
Fumbles-Lost	2-2	4-2
Penalties-Yards	7-44	8-64
Possession Time	34:13	25:47
Third-Down Conversions	7 of 17	6 of 15
Fourth-Down Conversions	0 of 1	1 of 2
Red-Zone Scores-Chances	3-4	2-3
Sacks By: Number-Yards	2-17	4-32

**RUSHING: USA**-Tra Minter 10-37; Kawaan Baker 5-27; Cephus Johnson 18-9; Terrion Avery 3-8; Jared Wilson 4-7; Team 1--2; Carlos Davis 3--3. **NEB**-Dedrick Mills 15-44; Maurice Washington 6-39; Wan'Dale Robinson 4-21; Wyatt Mazour 4-12; Adrian Martinez 13-6; TEAM 2--24

**PASSING: USA**-Cephus Johnson 19-34-2-231-2; Tylan Morton 0-1-1-0-0; **NEB**-Adrian Martinez 13-22-1-178-0.

**RECEIVING: USA**-Tra Minter 5-47; Kawaan Baker 4-59; Cade Sutherland 4-53; Jalen Tolbert 2-38; Davyn Flenord 2-16; Khameron Taylor 1-13; Devin Voisin 1-5. **NEB**-Jack Stoll 3-66; Wan'Dale Robinson 3-33; JD Spielman 2-36; Wyatt Mazour 1-13; Maurice Washington 1-13; Austin Allen 1-8; Jaevon McQuitty 1-6; Dedrick Mills 1-3.

**INTERCEPTIONS: USA**-A.J DeShazor 1-18. **NEB**-Eric Lee Jr. 2-38; Cam Taylor-Britt 1-48

**FUMBLES: USA**-Cephus Johnson 2-2. **NEB**-Dedrick Mills 1-1; TEAM 1-0; JD Spielman 1-1; Wan'Dale Robinson 1-0.

**TACKLES: USA**-Nick Mobley 2-10. **NEB**-Mohamed Barry 6-6

## COLORADO 34, NO. 25 NEBRASKA 31 (OT)

SCORE BY QUARTERS	1	2	3	4	OT	FINAL
Nebraska	7	10	0	14	0	31
Colorado	0	0	7	24	3	34

### SCORING SUMMARY

QTR	TEAM	TIME	SCORE
1st	NEB	06:02	Spielman 65 yd pass from Martinez (Armstrong kick)
2nd	NEB	06:37	Martinez 5 yd run (Armstrong kick)
2nd	NEB	02:47	Armstrong 26 yd field goal
3rd	COLO	01:42	Mangham 11 yd run (Stefanou kick)
4th	COLO	14:22	Nixon 96 yd pass from Montez (Stefanou kick)
4th	NEB	14:09	Washington 75 yd pass from Martinez (Armstrong kick)
4th	COLO	12:19	Mangham 7 yd run (Stefanou kick)
4th	COLO	08:30	Stefanou 20 yd field goal
4th	NEB	05:49	Martinez 6 yd run (Armstrong kick)
4th	COLO	00:46	Brown 26 yd pass from Montez (Stefanou kick)
OT	COLO	15:00	Stefanou 34 yd field goal

**Boulder, Colo. (Sept. 7)** - Colorado scored 31 second-half points to overcome a 17-0 deficit, while James Stefanou's 34-yard field goal on the first possession of overtime gave the Buffaloes a 34-31 win over Nebraska.

Nebraska had a chance to tie in the extra session, but NU could not muster a first down before punter Isaac Armstrong's 48-yard field goal fell short.

NU controlled the first half, building a 17-point lead while out-gaining Colorado 266-84, but could not sustain the momentum.

Colorado broke into the scoring column late in the third quarter with an 11-yard touchdown run from Jaren Mangham to make it 17-7. After an Armstrong punt pinned CU at its 4-yard line, Steven Montez connected with K.D. Nixon on a 96-yard flea-flicker touchdown to pull the Buffs within 17-14.

Nebraska quickly answered, as Adrian Martinez connected with Maurice Washington on a 75-yard touchdown pass to make it 24-14.

Colorado kept coming, producing an answer of its own with a five-play, 75-yard drive that was capped by Mangham's second touchdown run - this time from seven yards out to make it 24-21. CU then came up with a big defensive play, forcing a Martinez fumble, but the Blackshirts held CU out of the end zone before Stefanou's 20-yard field goal tied the score at 24 with 8:30 left.

Martinez and the Husker offense then found an answer of their own, covering 75 yards in eight plays and 2:55, capped by Martinez's six-yard touchdown run to move back in front at 31-24 with 5:49 left.

Colorado had one final chance, going 75 yards for the driving touchdown as Montez found Tony Brown for a 26-yard scoring strike to tie the game with 46 seconds left.

Early on, Nebraska was in control, as NU went 96 yards on the first drive to take a 7-0 lead after Martinez found Spielman for a 65-yard touchdown. Spielman finished with five catches for 112 yards. Nebraska went on another long march midway through the second quarter, going 95 yards in 13 plays capped by a Martinez five-yard TD run.

The Blackshirts forced a turnover on Lamar Jackson's interception on CU's next series which Nebraska turned into a 26-yard Armstrong field goal to make it 17-0.

TEAM STATISTICS	NEB	COLO
FIRST DOWNS	19	22
RUSHES-YARDS (NET)	46-179	37-89
PASSING YDS (NET)	290	375
Passes Att-Comp-Int	26-16-1	41-28-1
TOTAL OFFENSE PLAYS-YARDS	72-469	78-464
Fumble Returns-Yards	0-0	0-0
Punt Returns-Yards	0-0	1-4
Kickoff Returns-Yards	0-0	1-54
Interception Returns-Yards	1-1	1-0
Punts (Number-Avg)	5-46.2	6-45.2
Fumbles-Lost	3-2	2-1
Penalties-Yards	7-65	9-65
Possession Time	29:24	30:36
Third-Down Conversions	5 of 15	6 of 17
Fourth-Down Conversions	1 of 1	2 of 2
Red-Zone Scores-Chances	3-3	4-4
Sacks By: Number-Yards	3-25	6-33

**RUSHING: COLO**-Jaren Mangham 11-44; Alex Fontenot 10-42; Jaylon Jackson 1-14; Dimitri Stanley 1-8; Laviska Shenault 3-6; TEAM 1--1; K.D.Nixon 1--3; Tony Brown 1--4; Steven Montez 8--17. **NEB**-Maurice Washington 15-77; Adrian Martinez 19-66; Dedrick Mills 8-24; Wan'Dale Robinson 2-9; JD Spielman 1-8; TEAM 1--5

**PASSING: COLO**-Steven Montez 28-41-1-375-2. **NEB**-Adrian Martinez 16-26-1-290-2

**RECEIVING: COLO**-K.D. Nixon 6-148; Tony Brown 5-60; Laviska Shenault 5-31; Brady Russell 4-31; Alex Fontenot 4-20; Dimitri Stanley 2-17; Jaylon Jackson 1-57; Jaren Mangham 1-11. **NEB**-JD Spielman 5-112; Maurice Washington 4-118; Wan'Dale Robinson 3-35; Dedrick Mills 2-21; Jack Stoll 2-4.

**INTERCEPTIONS: COLO**-Chris Miller 1-0. **NEB**-Lamar Jackson 1-1

**FUMBLES: COLO**-Laviska Shenault 1-1; Brady Russell 1-0. **NEB**-Adrian Martinez 3-2

**TACKLES: COLO**-Nate Landman 9-5. **NEB**-Will Honas 7-2

## NEBRASKA 44, NORTHERN ILLINOIS 8

SCORE BY QUARTERS	1	2	3	4	FINAL
Northern Illinois	0	5	3	0	8
Nebraska	10	20	7	7	44

### SCORING SUMMARY

QTR	TEAM	TIME	SCORE
1st	NEB	12:31	Armstrong 36 yd field goal
1st	NEB	06:22	Washington 21 yd pass from Martinez (Armstrong kick)
2nd	NEB	12:20	Washington 60 yd run (Kick blocked)
2nd	NIU	07:58	Richardson 45 yd field goal
2nd	NEB	07:19	Mills 24 yd run (Armstrong kick)
2nd	NIU	01:49	Cole tackled Washington for safety
2nd	NEB	00:05	Noa 27 yd pass from Martinez (McCallum kick)
3rd	NIU	09:47	Richardson 27 yd field goal
3rd	NEB	03:00	Martinez 10 yd run (McCallum kick)
4th	NEB	04:04	Vedral 3 yd run (McCallum kick)

**Lincoln (Sept. 14)** - Adrian Martinez accounted for more than 300 yards of total offense and had a hand in three touchdowns, while Dedrick Mills rushed for 116 yards, as Nebraska rolled to a 44-8 win over Northern Illinois.

Martinez completed 16-of-27 passes for 257 yards and two touchdowns, and added 44 more and a score on the ground, as NU racked up 525 yards of total offense. Mills posted his first 100-yard day as a Husker, as NU tallied 238 yards on the ground.

Northern Illinois managed 350 total yards, but just 74 on the ground, as the Blackshirts surrendered just a pair of field goals on the night.

In an action-packed first half that featured big plays and blocked kicks, Nebraska powered its way to a 30-5 halftime lead.

After a 36-yard field goal by Isaac Armstrong on the first drive, NU made it 10-0 later in the first quarter, capitalizing on a Huskies' special team miscue. NIU fumbled a punt, and Austin Allen recovered at the 21-yard line. On the next play, Maurice Washington scored on a 21-yard reception. Washington's second score, a 60-yard run, made it 16-0 with 12:20 left in the half.

After NIU cut the deficit to 16-3, the Huskies failed onside kick attempt gave NU great field position. The Huskers capitalized, going 50 yards in four plays, capped by Mills' 24-yard touchdown run. The Huskers tacked on a final score in the waning seconds of the half, going 87 yards in five plays as Martinez found Kanawai Noa in the corner of the end zone for a touchdown.

The Huskies open the second half by going 66 yards before John Richardson's 27-yard field trimmed the lead to 30-8, but the Blackshirts would pitch a shutout the rest of the game. NU extended the lead in the third quarter on Martinez's 10-yard run before capitalizing on Braxton Clark's first career interception to set up the final score, a three-yard scamper by backup quarterback Noah Vedral with 4:04 remaining.

Mohamed Barry led the Blackshirts with 10 tackles. Carlos Davis notched six tackles, including 1.5 sacks, while adding a pair of breakups with deflections at the line of scrimmage. Isaiah Stalbird starred for the Husker special teams, finishing the game with three tackles, including two for loss, a forced fumble and a blocked punt.

### TEAM STATISTICS

	NIU	NEB
FIRST DOWNS	20	22
RUSHES-YARDS (NET)	32-74	33-238
PASSING YDS (NET)	276	287
Passes Att-Comp-Int	49-28-1	32-19-0
TOTAL OFFENSE PLAYS-YARDS	81-350	65-525
Fumble Returns-Yards	0-0	1-6
Punt Returns-Yards	2-5	3-20
Kickoff Returns-Yards	4-49	1-18
Interception Returns-Yards	0-0	1-9
Punts (Number-Avg)	7-38.6	3-45.3
Fumbles-Lost	1-1	2-1
Penalties-Yards	4-40	1-15
Possession Time	37:58	22:02
Third-Down Conversions	5 of 20	6 of 13
Fourth-Down Conversions	2 of 6	1 of 1
Red-Zone Scores-Chances	1-2	3-6
Sacks By: Number-Yards	0-0	2-16

**RUSHING: NIU**- Jordan Nettles 9-43; Tre Harbison 12-30; Rahveon Valentine 2-9; Spencer Tears 1-6; Marcus Childers 2-4; Matt Ference 2-7; Ross Bowers 4-11. **NEB**- Dedrick Mills 11-116; Maurice Washington 4-63; Adrian Martinez 11-44; Rahmir Johnson 3-9; Noah Vedral 1-3; Wyatt Mazour 1-3; Wan'Dale Robinson 2-0.

**PASSING: NIU**- Marcus Childers 25-44-1-248-0; Ross Bowers 3-5-0-28-0. **NEB**- Adrian Martinez 16-27-0-257-2; Noah Vedral 3-5-0-30-0.

**RECEIVING: NIU**- Daniel Crawford 5-71; Cole Tucker 5-50; Spencer Tears 3-32; Tyrice Richie 3-31; Mitchell Brinkman 3-25; Marcus Jones 2-18; Dennis Robinson 2-8; Corey Lersch 1-26; Jordan Nettles 1-10; Rahveon Valentine 1-3; Tre Harbison 1-3; Michael Love 1-1. **NEB**-JD Spielman 4-76; Kanawai Noa 3-51; Wan'Dale Robinson 3-48; Maurice Washington 3-18; Jack Stoll 2-38; Mike Williams 1-26; Darien Chase 1-13; Kurt Rafdal 1-9; Jaevon McQuitty 1-8

**INTERCEPTIONS: NIU**- None. **NEB**-Braxton Clark 1-9

**FUMBLES: NIU**-Matt Ference 1-1. **NEB**-Jack Stoll 1-0; Dedrick Mills 1-1.

**TACKLES: NIU**-Jordan Cole 6-3. **NEB**-Mohamed Barry 3-7

## NEBRASKA 42, ILLINOIS 38

SCORE BY QUARTERS	1	2	3	4	FINAL
Nebraska	7	7	13	15	42
Illinois	14	7	14	3	38

### SCORING SUMMARY

QTR	TEAM	TIME	SCORE
1st	ILL	14:12	Corbin 66 yd run (McCourt kick)
1st	ILL	08:12	Imatorbhebe 26 yd pass from Peters (McCourt kick)
1st	NEB	05:07	Stoll 6 yd pass from Martinez (McCallum kick)
2nd	ILL	13:46	Bonner 2 yd run (McCourt kick)
2nd	NEB	08:20	Robinson 27 yd pass from Martinez (McCallum kick)
3rd	ILL	11:16	Brown 36 yd run (McCourt kick)
3rd	NEB	09:41	Robinson 3 yd pass from Martinez (McCallum kick)
3rd	ILL	05:40	Peters 10 yd run (McCourt kick)
3rd	NEB	02:11	Mills 14 yd run (kick blocked)
4th	NEB	14:29	Mills 2 yd run (Martinez rush)
4th	ILL	12:08	McCourt 47 yd field goal
4th	NEB	08:00	Robinson 1 yd run (McCallum kick)

**Champaign, Ill. (Sept. 21)** - Nebraska trailed by 14 points on three occasions, including late in the third quarter, but the Huskers overcame a season-high four turnovers to snap an eight-game road losing streak with a 42-38 win at Illinois.

The Huskers, who became the fifth Division I program with 900 wins, amassed 673 yards, including 346 on the ground and 327 in the air, going over 300 rushing and passing yards for the second time in school history.

Adrian Martinez erupted for a career-high 445 yards of total offense, leading Nebraska's rushing attack with 118 yards on 18 carries, while throwing for 327 yards and three scores. Freshman Wan'Dale Robinson tallied 186 all-purpose yards, including 89 on the ground and 79 in the air while scoring three times. Dedrick Mills rushed for 45 yards and scored twice in the Huskers' comeback. JD Spielman hauled in seven passes for a season-high 159 yards.

Martinez's 300-yard passing, 100-yard rushing performance was just the second in Nebraska history and first since 2010.

The Huskers, whose four turnovers led to 21 Illini points, trailed 35-21 with 5:40 left in the third quarter before taking control. NU went 75 yards in nine plays capped by Mills' 14-yard score to make it 35-27. After a 3-and-out by the Blackshirts, NU needed just six plays to cover 64 yards before Mills' second score and a two-point conversion by Martinez tied the score.

Illinois, which managed only 299 yards of offense, regained the lead at 38-35 on a 47-yard field goal by James McCourt, but the Huskers would respond. Nebraska used the legs of Martinez, Robinson and Mills to go 75 yards in 11 plays, as Robinson's third score of the night - a one-yard run - gave Nebraska its first lead at 42-38 with 8:00 left.

NU's defense forced another 3-and-out and NU had a chance to extend the lead, but missed a field goal with 2:03 remaining. Illinois had one more chance, but NU forced four incompletions, as Illinois quarterbacks went 9-of-24 through the air. The Huskers ran out the clock, picking up their first road win under Scott Frost.

### TEAM STATISTICS

	NEB	ILL
FIRST DOWNS	32	14
RUSHES-YARDS (NET)	64-346	38-221
PASSING YDS (NET)	328	78
Passes Att-Comp-Int	34-22-0	24-9-1
TOTAL OFFENSE PLAYS-YARDS	98-674	62-299
Fumble Returns-Yards	0-0	2-10
Punt Returns-Yards	2-3	1-5
Kickoff Returns-Yards	1-18	6-158
Interception Returns-Yards	1-9	0-0
Punts (Number-Avg)	4-46.5	8-46.0
Fumbles-Lost	4-4	1-0
Penalties-Yards	10-70	4-30
Possession Time	37:04	22:56
Third-Down Conversions	11 of 19	1 of 12
Fourth-Down Conversions	1 of 2	0 of 1
Red-Zone Scores-Chances	5-7	2-2
Sacks By: Number-Yards	2-14	2-7

**RUSHING: ILL**- Reggie Corbin 20-134; Dre Brown 6-59; Jakari Norwood 1-16 RaVon Bonner 5-13; Brandon Peters 4-2; Isaiah Williams 2--3. **NEB**- Adrian Martinez 18-118; Wan'Dale Robinson 19-89; Maurice Washington 10-89; Dedrick Mills 12-45; Wyatt Mazour 2-16; TEAM 3--11

**PASSING: ILL**-Brandon Peters 9-22-1-78-1; Matt Robinson 0-1-0-0-0; Trenard Davis 0-1-0-0-0. **NEB**-Adrian Martinez 22-34-0-328-3

**RECEIVING: ILL**-Ricky Smalling 5-41; Josh Imatorbhebe 1-26; RaVon Bonner 1-8; Dre Brown 1-3; Trevon Sidney 1-0. **NEB**-Wan'Dale Robinson 8-79; JD Spielman 7-160; Jack Stoll 3-45; Mike Williams 1-20; Wyatt Mazour 1-10; Dedrick Mills 1-9; Kanawai Noa 1-5.

**INTERCEPTIONS: ILL**-None. **NEB**-Cam Taylor-Britt 1-9

**FUMBLES: ILL**-Ricky Smalling 1-0. **NEB**-Adrian Martinez 2-2; Dedrick Mills 1-1; JD Spielman 1-1

**TACKLES: ILL**-Tony Adams 12-2. **NEB**-Marquel Dismuke 6-1

## NO. 5 OHIO STATE 48, NEBRASKA 7

SCORE BY QUARTERS	1	2	3	4	FINAL
Ohio State	14	24	10	0	48
Nebraska	0	0	7	0	7

### SCORING SUMMARY

QTR	TEAM	TIME	SCORE
1st	OSU	10:35	Fields 15 yd run (Haubeil kick)
1st	OSU	04:37	Hill 2 yd pass from Fields (Haubeil kick)
2nd	OSU	09:32	Haubeil 23 yd field goal
2nd	OSU	08:26	Teague 8 yd run (Haubeil kick)
2nd	OSU	05:42	Teague 1 yd run (Haubeil kick)
2nd	OSU	01:34	Mack 18 yd pass from Fields (Haubeil kick)
3rd	OSU	10:35	Haubeil 36 yd field goal
3rd	OSU	03:51	Wilson 6 yd pass from Fields (Haubeil kick)
3rd	NEB	02:07	Dedrick Mills 9 yd run (McCallum kick)

**Lincoln (Sept. 28)** - No. 5/6 Ohio State produced a complete game in all phases to post a 48-7 win over Nebraska. The Buckeyes rolled for 580 total yards, including 368 on the ground, while holding the Huskers to 231 total yards.

The Buckeyes controlled the game from the outset, forcing a turnover on Nebraska's opening possession with a diving interception from Jeff Okudah. OSU went 50 yards in five plays, as Justin Fields scored from 15 yards out. On their next possession, the Buckeyes made it 14-0 as Fields found K.J. Hill for a two-yard touchdown pass to cap a 10-play drive.

Late in the first quarter, Nebraska put together a sustained drive before Okudah picked off his second pass of the day. The Buckeyes turned the fortunate bounce into points, pushing the ball 90 yards in 13 plays over the next 7:04 before NU forced a field goal.

Two plays into Nebraska's next drive, Martinez was intercepted again at midfield - this time by OSU senior free safety Jordan Fuller. Three plays later, the Buckeyes were in the end zone again on running back Master Teague's eight-yard touchdown run to give OSU a 24-0 lead with 8:26 left in the half.

The flurry of turnovers left the Huskers on the ropes, and the Buckeyes went for the knockout, forcing a quick three-and-out, then scoring on another three-play drive that covered 55 yards. Teague's second touchdown run, this time from one yard out, put Ohio State up 31-0 with 5:42 left in the half. Fields capped the first half with an 18-yard TD pass to Austin Mack to give the Buckeyes a 38-0 halftime lead.

The Buckeyes amassed 378 yards on 45 plays, including 230 rushing yards on 29 carries while the Huskers managed just 76 yards in the first half.

Ohio State put the game firmly out of reach with 10 more points to open the second half, before Mills ended the Buckeyes' shutout hopes with a nine-yard touchdown run to cap a five-play, 75-yard drive late in the third quarter. Martinez sparked that drive with a career-long 56-yard run.

For the game, Martinez led Nebraska in rushing with 81 yards on 15 carries, while completing 8-of-17 passes for 47 yards. Mills added 67 rushing yards, while Wan'Dale Robinson contributed 27 rushing yards.

J.K. Dobbins finished with 177 yards on 24 totes, while Teague ended the day with 77 rushing yards. Fields was efficient, completing 15-of-21 passes for 212 yards and three passing touchdowns while adding 72 rushing yards and another score on 12 carries.

### TEAM STATISTICS

	OSU	NEB
FIRST DOWNS	31	15
RUSHES-YARDS (NET)	53-368	39-184
PASSING YDS (NET)	212	47
Passes Att-Comp-Int	22-15-0	17-8-3
TOTAL OFFENSE PLAYS-YARDS	75-580	56-231
Fumble Returns-Yards	0-0	0-0
Punt Returns-Yards	2-3	0-0
Kickoff Returns-Yards	2-46	3-51
Interception Returns-Yards	3-0	0-0
Punts (Number-Avg)	1-59.0	5-35.2
Fumbles-Lost	0-0	1-0
Penalties-Yards	2-25	6-57
Possession Time	36:54	23:06
Third-Down Conversions	10 of 13	4 of 12
Fourth-Down Conversions	0 of 0	1 of 2
Red-Zone Scores-Chances	8-8	1-2
Sacks By: Number-Yards	4-23	3-21

**RUSHING: OSU**-J.K. Dobbins 24-177; Master Teague 12-77; Justin Fields 12-72; Marcus Crowley 4-45; **TEAM** 1--3. **NEB**-Adrian Martinez 15-81; Dedrick Mills 11-67; Wan'Dale Robinson 9-27; Maurice Washington 4-9

**PASSING: OSU**-Justin Fields 15-21-0-212-3; Team 0-1-0-0-0. **NEB**-Adrian Martinez 8-17-3-47-0

**RECEIVING: OSU**-K.J. Hill 5-39; Austin Mack 3-66; Chris Olave 3-30; Master Teague 1-28; Binjimen Victor 1-27; Luke Farrell 1-16; Garrett Wilson 1-6. **NEB** Maurice Washington 2-10; Austin Allen 2-7; Dedrick Mills 1-10; Wan'Dale Robinson 1-8; JD Spielman 1-7; Kanawai Noa 1-5.

**INTERCEPTIONS: OSU**-Jeff Okudah 2-0; Jordan Fuller 1-0. **NEB**-None

**FUMBLES: OSU**-None. **NEB**-Adrian Martinez 1-0

**TACKLES: OSU**-Malik Harrison 3-4. **NEB**-Marquel Dismuke 4-4; Mohamed Barry 1-7

## NEBRASKA 13, NORTHWESTERN 10

SCORE BY QUARTERS	1	2	3	4	FINAL
Northwestern	0	3	7	0	10
Nebraska	7	3	0	3	13

### SCORING SUMMARY

QTR	TEAM	TIME	SCORE
1st	NEB	04:25	Robinson 42 yd run (McCallum kick)
2nd	NEB	08:24	McCallum 35 yd field goal
2nd	NU	05:15	Kuhbender 40 yd field goal
3rd	NU	11:20	Smith 2 yd run (Kuhbender kick)
4th	NEB	00:00	McCallum 24 yd field goal

**Lincoln (Oct. 5)** - Lane McCallum's 24-yard field goal as time expired gave Nebraska a 13-10 win over Northwestern on Homecoming. McCallum waited through three icing timeouts from Northwestern Head Coach Pat Fitzgerald before his kick split the uprights and set off an on-field celebration. McCallum's kick was just the second walk-off winning kick by Nebraska in the history of Memorial Stadium and the first since 2000.

The game-winning drive was also engineered by a reserve quarterback, as Noah Vedral led the Huskers to victory in the fourth quarter after taking over for an injured Adrian Martinez. Vedral's final drive covered 42 yards in six plays and was set up by Lamar Jackson's interception and return with a minute remaining.

The biggest offensive play of the final drive came on a 32-yard strike from Vedral to Wan'Dale Robinson to get the ball to the Northwestern 16-yard line. Robinson carried the offensive load for the Huskers, hauling in seven receptions for a career-high 123 yards. He also led the Huskers with seven carries for 44 yards, including a highlight-reel 42-yard touchdown burst in the first quarter.

On a sunny but windy day inside Memorial Stadium, Nebraska took a 7-0 lead on Robinson's run to cap an eight-play, 70-yard drive. The Blackshirts pitched a shutout for the rest of the first quarter, and Nebraska's offense capitalized while going against the wind in the second quarter. The Huskers used a 35-yard McCallum field goal with 8:24 left in the half to push their lead to 10-0. McCallum's field goal put the finishing touches on a 10-play, 61-yard drive that consumed 5:10.

On the ensuing kickoff, Northwestern's Riley Lees uncorked a 50-yard return to put the Wildcats at the Husker 45. The Blackshirts stiffened and held the Cats to just 23 yards on nine plays before Charlie Kuhbender snuck a 40-yard field goal inside the left upright to cut Nebraska's lead to 10-3 with 5:15 left in the half.

In the third quarter, Northwestern went 58 yards on six plays capped by quarterback Aidan Smith's two-yard touchdown run to tie the game at 10 with 11:20 left. Smith finished his day as the game's leading rusher with 64 yards on 16 carries. Smith also completed 19-of-32 passes for 136 yards, but the Huskers made the Wildcats pay for his interception - the only turnover of the game - with one minute left.

Jackson finished with four tackles to go along with his interception, while linebackers Mohamed Barry and Collin Miller each led the Huskers with eight stops on the day. Marquel Dismuke and JoJo Domann both pitched in seven stops, while defensive tackle Darrin Daniels played a strong game inside with six stops, including a TFL.

### TEAM STATISTICS

	NW	NEB
FIRST DOWNS	18	12
RUSHES-YARDS (NET)	41-157	40-133
PASSING YDS (NET)	136	186
Passes Att-Comp-Int	32-19-1	25-15-0
TOTAL OFFENSE PLAYS-YARDS	73-293	65-319
Fumble Returns-Yards	0-0	0-0
Punt Returns-Yards	2-3	1-3
Kickoff Returns-Yards	1-50	1-19
Interception Returns-Yards	0-0	1-11
Punts (Number-Avg)	9-35.6	10-41.9
Fumbles-Lost	2-0	1-0
Penalties-Yards	6-50	8-74
Possession Time	31:21	28:39
Third-Down Conversions	5 of 16	6 of 19
Fourth-Down Conversions	0 of 0	0 of 0
Red-Zone Scores-Chances	1-2	2-3
Sacks By: Number-Yards	1-2	1-1

**RUSHING: NW**- Aidan Smith 16-64; Drake Anderson 13-61; John Moten IV 4-24; Evan Hull 7-10; Kyric McGowan 1--2. **NEB**-Wan'Dale Robinson 7-44; Noah Vedral 7-33; Dedrick Mills 10-26; Adrian Martinez 9-26; Luke McCaffrey 1-3; Maurice Washington 5-1; Wyatt Mazour 1-0.

**PASSING: NW**- Aidan Smith 19-32-1-136-0. **NEB**-Adrian Martinez 13-20-0-145-0; Noah Vedral 2-5-0-41-0.

**RECEIVING: NW**- Riley Lees 7-48; JJ Jefferson 4-25; John Moten IV 3-21; Ranaud Chiaokhiao-Bowman 2-27; Berkele Holman 2-13; Drake Anderson 1-2. **NEB**-Wan'Dale Robinson 7-123; JD Spielman 2-19; Kanawai Noa 2-13; Austin Allen 1-24; Mike Williams 1-5; Jack Stoll 1-4; Maurice Washington 1--2.

**INTERCEPTIONS: NW**- None. **NEB**-Lamar Jackson 1-11

**FUMBLES: NW**-Evan Hull 1-0; Riley Lees 1-0. **NEB**-Team 1-0.

**TACKLES: NW**-Paddy Fisher 6-4. **NEB**-Mohamed Barry 5-3; Collin Miller 4-4

# MINNESOTA 34, NEBRASKA 7

SCORE BY QUARTERS	1	2	3	4	FINAL
Nebraska	0	0	0	7	7
Minnesota	7	7	20	0	34

## SCORING SUMMARY

QTR	TEAM	TIME	SCORE
1st	MINN	07:31	Autman-Bell 15 yd pass from Morgan (Lantz kick)
2nd	MINN	10:15	Ibrahim 15 yd run (Lantz kick)
3rd	MINN	12:41	Ibrahim 5 yd run (Lantz kick)
3rd	MINN	03:16	Smith 1 yd run (Lantz kick)
3rd	MINN	01:41	Ibrahim 1 yd run (Lantz kick)
4th	NEB	12:32	Mills 2 yd run (McCallum kick)

**Minneapolis, Minn. (Oct. 12)** - The Nebraska football team struggled to get anything going in Minneapolis, as Minnesota improved to 6-0 with a 34-7 win over the Huskers on Saturday night at TCF Bank Stadium.

Nebraska slipped to 4-3 on the season and 2-2 in the Big Ten with the setback. The Huskers put together a 14-play, 80-yard drive early in the fourth quarter to get on the board after Minnesota built a 34-0 lead at the end of three quarters.

The Huskers went to the locker room trailing 14-0 at halftime in Noah Vedral's first career start, as he completed 14-of-23 passes for 135 yards, while also rushing for a team-high 49 yards in replacing Adrian Martinez.

The Golden Gophers put the game out of reach with a trio of third-quarter touchdowns. After pounding the ball on the ground for 220 rushing yards in the first half, the Gophers opened the second-half with a play-action pass from Tanner Morgan to Tyler Johnson for a 45-yard completion to the NU 18. Four plays later, the Gophers were in the end zone on the second of three Mohamed Ibrahim touchdown runs to go up 21-0 just 2:19 into the second half. Morgan completed 8-of-13 passes for 128 yards with one touchdown, while Johnson hauled in five receptions for 109 to lead the Gophers.

Later in the quarter, Minnesota took advantage of a short field to go 45 yards on nine plays in 5:16 capped by a Rodney Smith one-yard touchdown run to go up 28-0 with 3:16 left in the third. But the Gophers were not done yet. After forcing a quick three-and-out by the Husker offense, Minnesota started at the NU 46, and Morgan completed his second 45-yard pass to Johnson of the quarter on the first play of the Gophers' two-play scoring drive, which was capped by Ibrahim's final touchdown from one-yard out with 1:41 left in the period.

Minnesota finished with 450 yards of total offense, including 322 rushing yards on 49 carries. Smith led the Gophers with 139 yards on 18 carries, while Shannon Brooks added 99 yards on 13 totes. Ibrahim finished with 84 yards on 15 attempts. Nebraska managed 299 yards of total offense, including 151 rushing yards.

The Huskers, who played turnover-free football for the second straight game, were led defensively by senior linebacker Mohamed Barry's 11 tackles, who became the 12th Husker in history with 10 or more games with double-figure tackles in his career. Collin Miller and Marquel Dismuke both added career highs with 10 stops apiece.

## TEAM STATISTICS

	NEB	MINN
FIRST DOWNS	16	20
RUSHES-YARDS (NET)	43-151	49-322
PASSING YDS (NET)	148	128
Passes Att-Comp-Int	29-15-0	13-8-0
TOTAL OFFENSE PLAYS-YARDS	72-299	62-450
Fumble Returns-Yards	0-0	0-0
Punt Returns-Yards	2-7	1-4
Kickoff Returns-Yards	2-43	1-32
Interception Returns-Yards	0-0	0-0
Punts (Number-Avg)	6-38.5	5-34.8
Fumbles-Lost	2-0	1-0
Penalties-Yards	5-33	4-42
Possession Time	27:13	32:47
Third-Down Conversions	6 of 16	8 of 13
Fourth-Down Conversions	0 of 4	0 of 0
Red-Zone Scores-Chances	1-1	5-6
Sacks By: Number-Yards	0-0	4-29

**RUSHING: MINN-** Rodney Smith 18-139; Shannon Brooks 13-99; Mohamed Ibrahim 15-84; Tanner Morgan 1-4; **TEAM** 2-4. **NEB-**Noah Vedral 15-49; Brody Belt 4-29; Dedrick Mills 9-28; Wan'Dale Robinson 6-24; Maurice Washington 6-20; Austin Allen 1-2; Andrew Bunch 2-1.

**PASSING: MINN-** Tanner Morgan 8-13-0-128-1. **NEB-**Noah Vedral 14-23-0-135-0; Andrew Bunch 1-6-0-13-0

**RECEIVING: MINN-** Tyler Johnson 5-109; Chris Autman-Bell 1-15; Jake Paulson, 1-8; Rashod Bateman 1-4. **NEB-**Jack Stoll 4-18; JD Spielman 3-59; Kade Warner 3-38; Wan'Dale Robinson 2-10; Dedrick Mills 1-13; Jaron Woodyard 1-5; Maurice Washington 1-5.

**INTERCEPTIONS: MINN-** None. **NEB-**None

**FUMBLES: MINN-** Rodney Smith 1-0. **NEB-**JD Spielman 2-0

**TACKLES: COLO-**Kamal Martin 6-9. **NEB-**Mohamed Barry 6-5

# INDIANA 38, NEBRASKA 31

SCORE BY QUARTERS	1	2	3	4	FINAL
Indiana	9	7	15	7	38
Nebraska	14	7	3	7	31

## SCORING SUMMARY

QTR	TEAM	TIME	SCORE
1st	NEB	13:32	Vedral 4 yd run (Pickering kick)
1st	IND	08:45	Justus 22 yd field goal
1st	NEB	06:57	Vedral 1 yd run (Pickering kick)
1st	IND	03:23	Ramsey 8 yd run (kick failed)
2nd	IND	12:19	Fryfogle 8 yd pass from Ramsey (Justus kick)
2nd	NEB	00:39	Noa 24 yd pass from McCaffrey (Pickering kick)
3rd	IND	07:30	Ellis 1 yd run (Hendershot pass from Ramsey)
3rd	NEB	02:53	Pickering 30 yd field goal
3rd	IND	00:00	Bjorson 2 yd pass from Ramsey (Justus kick)
4th	IND	12:08	Scott 9 yd run (Justus kick)
4th	NEB	10:21	Robinson 4 yd run (Pickering kick)

**Lincoln (Oct. 26)** - Reserve quarterbacks Noah Vedral and Luke McCaffrey helped NU pile up 514 yards of total offense, but a pair of turnovers were costly, as Nebraska fell to Indiana, 38-31. Vedral started the game and helped the Huskers jump to a 14-3 lead midway through the first quarter and took a 14-9 edge to the second. In roughly two quarters, Vedral completed 14-of-16 passes for 201 yards and added seven carries for 21 yards and two touchdown runs. McCaffrey completed 5-of-6 passes for 71 yards and a touchdown, while adding 12 carries for 76 yards.

Wan'Dale Robinson also had a big day for the Big Red with 22 carries for 83 yards and a touchdown, while adding a team-high six receptions for 71 yards. JD Spielman pitched in five receptions for 97 yards.

Indiana quarterback Peyton Ramsey completed 27-of-40 passes for 351 yards and two touchdowns, while Whop Philyor hauled in 14 passes for 178 yards.

Leading 14-9, NU was in position to extend its lead on its first drive of the second quarter before Vedral fumbled at the Indiana 19. The ball was scooped up by Allen Stallings IV, who returned it to the NU 8 yard line. Indiana scored on the next play, as Ramsey found Ty Fryfogle to give the Hoosiers a 16-14 lead.

Nebraska regained the lead in the final minute of the first half, going 74 yards in six plays capped by McCaffrey's 24-yard touchdown strike to Kanawai Noa with 39 seconds left in the half to stake the Huskers to a 21-16 lead.

Indiana took a 24-21 lead midway through the third quarter on a one-yard touchdown run by David Ellis that was followed by a two-point conversion pass from Ramsey to Peyton Hendershot with 7:30 left.

Nebraska tied the score on Barret Pickering's 30-yard field goal with 2:53 left in the third quarter. Indiana came right back, as Ramsey's two-yard touchdown pass to Matt Bjorson as time expired at the quarter gave the Hoosiers a 31-24 lead.

Nebraska's second turnover of the day, a fumble by Noa on its next possession, snuffed out a Husker drive and gave Indiana the ball near midfield. The Hoosiers marched 57 yards in seven plays, as a nine-yard run by Stevie Scott III pushed the lead to 38-24.

Nebraska came right back on its next drive, as two personal fouls on Indiana gave NU excellent field position. Five plays later, Robinson coasted into the end zone from four yards out on a short scoring run to pull the Huskers back within 38-31 with 10:21 left.

Nebraska had one final chance, getting to the Indiana 34, but could not sustain the drive, and Indiana ran out the clock for the victory.

## TEAM STATISTICS

	IND	NEB
FIRST DOWNS	24	26
RUSHES-YARDS (NET)	31-104	50-220
PASSING YDS (NET)	351	294
Passes Att-Comp-Int	40-27-1	23-20-0
TOTAL OFFENSE PLAYS-YARDS	71-455	73-514
Fumble Returns-Yards	1-68	0-0
Punt Returns-Yards	0-0	0-0
Kickoff Returns-Yards	4-52	2-40
Interception Returns-Yards	0-0	1-5
Punts (Number-Avg)	3-40.0	2-30.0
Fumbles-Lost	0-0	3-2
Penalties-Yards	6-84	6-44
Possession Time	32:28	27:32
Third-Down Conversions	7 of 14	6 of 13
Fourth-Down Conversions	2 of 2	1 of 2
Red-Zone Scores-Chances	6-6	4-6
Sacks By: Number-Yards	1-5	2-8

**RUSHING: IND-** Stevie Scott 16-68; Peyton Ramsey 9-42; Whop Philyor 1-2; David Ellis 1-1; **TEAM** 4-9. **NEB-**Wan'Dale Robinson 22-83; Luke McCaffrey 12-76; Dedrick Mills 8-30; Noah Vedral 7-21; Wyatt Mazour 1-10.

**PASSING: IND-** Peyton Ramsey 27-40-1-351-2. **NEB-**Noah Vedral 14-16-0-201-0; Luke McCaffrey 5-6-0-71-1; JD Spielman 1-1-0-22-0.

**RECEIVING: IND-** Whop Philyor 14-178; Ty Fryfogle 4-75; Stevie Scott 4-41; Matt Bjorson 2-6; Peyton Hendershot 1-40; Miles Marshall 1-11; Ronnie Walker 1-0. **NEB-**Wan'Dale Robinson 6-71; JD Spielman 5-97; Kanawai Noa 3-52; Jack Stoll 3-9; Mike Williams 1-34; Noah Vedral 1-22; Austin Allen 1-9.

**INTERCEPTIONS: IND-** None. **NEB-**Alex Davis 1-5

**FUMBLES: IND-**None. **NEB-**Noah Vedral 2-1; Kanawai Noa 1-1.

**TACKLES: IND-**Micah McFadden 10-1. **NEB-**Marquel Dismuke 5-1; Mohamed Barry 5-1; JoJo Domann 3-3; Dicaprio Bootle 3-3; Cam Taylor Britt 2-4.



## PURDUE 31, NEBRASKA 27

SCORE BY QUARTERS	1	2	3	4	FINAL
Nebraska	10	0	3	14	27
Purdue	0	14	3	14	31

### SCORING SUMMARY

QTR	TEAM	TIME	SCORE
1st	NEB	08:32	Mills 1 yd run (Pickering kick)
1st	NEB	02:05	Pickering 23 yd field goal
2nd	PUR	07:04	Doerue 3 yd pass from Plummer (Dellinger kick)
2nd	PUR	00:14	Durham 16 yd pass from Plummer (Dellinger kick)
3rd	NEB	09:21	Pickering 21 yd field goal
3rd	PUR	01:14	Dellinger 44 yd field goal
4th	NEB	12:30	Martinez 2 yd run (Pickering kick)
4th	PUR	06:50	Doerue 7 yd run (Dellinger kick)
4th	NEB	04:21	Martinez 4 yd run (Pickering kick)
4th	PUR	01:08	Bell 9 yd run (Dellinger kick)

**West Lafayette, Ind. (Nov. 2)** - Adrian Martinez led two Nebraska on two touchdown drives in the fourth quarter, but Purdue scored the go-ahead touchdown with 1:08 remaining to defeat Nebraska 31-27.

Nebraska had two fourth-quarter leads, only to have Purdue respond with scoring drives to regain the lead. Aidan O'Connell directed the final series after Jack Plummer, who was 25-of-34 passing for 242 yards, left the game with an injury. On 3rd-and-5 from the Nebraska 9-yard line, Purdue ran a reverse that resulted in David Bell's touchdown run with 1:08 left. Nebraska had one final chance, taking possession at its 20-yard line with 1:01 remaining, but didn't gain a first down.

Martinez was 22-of-39 passing for 247 yards and ran 12 times for 58 yards and two touchdowns, both in the fourth quarter.

Trailing 17-13 late in the third quarter, Nebraska drove 75 yards in 11 plays to take a 20-17 lead. Purdue responded by converting three third downs on a 13-play touchdown drive, before King Doerue's seven-yard run gave Purdue a 24-20 advantage.

Martinez led Nebraska down the field, as a 42-yard pass to JD Spielman set up Martinez's 4-yard run to take a 27-24 lead, but O'Connell guided the Boilermakers down the field for the final score.

Nebraska, which blocked two punts and picked off two passes, had ample opportunities to take control of the game, jumping to a 10-0 first quarter lead. NU, which finished 11 drives in Purdue territory, took a 7-0 lead on the second series of the game, as Dedrick Mills scored from 1-yard out after Martinez found Kanawai Noa for a 34-yard gain on 4th-and-6.

On Purdue's third series of the game, Damion Daniels intercepted a screen pass and returned it 18 yards to the Purdue 2-yard line, but the Huskers had to settle for a 23-yard field goal by Pickering for a 10-0 lead.

Eli Sullivan deflected a Purdue punt that traveled only 20 yards, giving Nebraska excellent field position again at the Purdue 46-yard line. But the drive ended with Cory Trice intercepting Martinez at the Purdue 3-yard line. Nebraska got the ball back on Lamar Jackson's interception, his third of the season and fifth of his career, but were forced to punt.

Purdue, which managed 34 total yards on its first five drives, came to life. The Boilermakers put together touchdown drives of 89 and 96 yards on their final two drives of the half and took a 14-10 lead into the locker room.

### TEAM STATISTICS

	NEB	PUR
FIRST DOWNS	21	24
RUSHES-YARDS (NET)	35-128	36-145
PASSING YDS (NET)	247	304
Passes Att-Comp-Int	39-22-1	41-31-2
TOTAL OFFENSE PLAYS-YARDS	74-375	77-449
Fumble Returns-Yards	0-0	0-0
Punt Returns-Yards	2-11	0-0
Kickoff Returns-Yards	4-97	6-80
Interception Returns-Yards	2-18	1-9
Punts (Number-Avg)	4-35.2	5-30.0
Fumbles-Lost	2-0	1-0
Penalties-Yards	3-30	10-89
Possession Time	26:57	33:03
Third-Down Conversions	6 of 16	8 of 14
Fourth-Down Conversions	1 of 3	0 of 0
Red-Zone Scores-Chances	5-5	4-4
Sacks By: Number-Yards	3-22	1-5

**RUSHING: PUR**- King Doerue 15-71; Jack Plummer 12-61; David Bell 1-9; Zander Horvath 5-9; Aidan O'Connell 1-1; TEAM 1--1; Jackson Anthrop 1--5  
**NEB**-Adrian Martinez 12-58; Wan'Dale Robinson 14-29; JD Spielman 3-23; Dedrick Mills 6-18.

**PASSING: PUR**-Jack Plummer 25-34-2-242-2; Aidan O'Connell 6-7-0-62-0.**NEB**-Adrian Martinez 22-39-1-247-0

**RECEIVING: PUR**-Brycen Hopkins 8-97; David Bell 7-23; King Doerue 5-31; Milton Wright 4-69; Zander Horvath 3-49; Payne Durham 2-23; Jackson Anthrop 1-7; Amad Anderson 1-5. **NEB**-Wan'Dale Robinson 7-46; JD Spielman 6-123; Kanawai Noa 4-47; Dedrick Mills 3-14; Kade Warner 1-18

**INTERCEPTIONS: PUR**-Cory Trice 1-9. **NEB**-Lamar Jackson 1-0; Darrion Daniels 1-18

**FUMBLES: PUR**-Jack Plummer 1-0. **NEB**-Adrian Martinez 2-0

**TACKLES: PUR**-Ben Holt 6-4. **NEB**-Will Honas 8-1

## NO. 15 WISCONSIN 37, NEBRASKA 21

SCORE BY QUARTERS	1	2	3	4	FINAL
Wisconsin	7	20	7	3	37
Nebraska	7	7	7	0	21

### SCORING SUMMARY

QTR	TEAM	TIME	SCORE
1st	NEB	05:27	Mills 12 yd run (Pickering kick)
1st	WIS	05:16	Cruikshank 89 yd kickoff return (Larsh kick)
2nd	WIS	11:22	Larsh 31 yd field goal
2nd	NEB	09:32	Martinez 2 yd run (Pickering kick)
2nd	WIS	06:39	A. Taylor 55 yd pass from Coan (Larsh kick)
2nd	WIS	05:03	J. Taylor 1 yd run (Larsh kick)
2nd	WIS	00:11	Larsh 24 yd field goal
3rd	WIS	04:50	J. Taylor 11 yd run (Larsh kick)
3rd	NEB	03:19	Spielman 23 yd pass from Martinez (Pickering kick)
4th	WIS	05:25	Larsh 30 yd field goal

**Lincoln (Nov. 16)** - Dedrick Mills rushed for a career-high 188 yards, but No. 15 Wisconsin held on for a 37-21 victory over the Huskers at Memorial Stadium.

Mills averaged 11.1 yards per tote against one of the nation's top run defenses, including a 12-yard TD in the first quarter. In all, the Huskers totaled 493 yards, including 220 yards on 13-of-23 passing from Adrian Martinez.

The visiting Badgers managed 482 total yards, including 204 rushing yards and two touchdowns on 25 carries from Jonathan Taylor. His total helped Wisconsin roll up 320 yards on the ground. Jack Coan went 13-for-21 through the air for 162 yards with one touchdown.

Although Wisconsin won by two scores, Nebraska finished with more total yards, but missed three golden opportunities to score in the second half. Nebraska had 1st-and-10 at the UW 24 early in the third quarter, but took sack and NU eventually missed a 41-yard field goal. The Huskers had two fourth-quarter drives stopped in the Badger red zone, but came away empty handed, including one at the goal line with 2:11 left.

Nebraska took advantage of a Taylor fumble to take a 7-0 lead on Mills' TD run, but Aron Cruikshank returned the ensuing kickoff 89 yards for a touchdown to tie the game 7-7.

Wisconsin took a 10-7 lead before NU answered with a five-play, 73-yard drive capped by Martinez's two-yard touchdown run with 9:32 left in the half to give the Huskers a 14-10 lead.

The Badgers would take over, taking advantage of a costly Husker turnover to put up 24 straight points. Coan's 55-yard touchdown pass to A.J. Taylor to put the Badgers back in front at 17-14 before Jack Sanborn's interception on the next play from scrimmage set the Badgers up at the 21-yard line. UW needed just three plays before Jonathan Taylor pounded his way in from one yard out to take a 24-14 lead.

Larsh added a 24-yard field goal for the Badgers with 11 seconds left in the half before stretching the margin to 34-14 on Jonathan Taylor's 11-yard touchdown run with 4:50 left in the third quarter.

But the Huskers continued to fight, flying 75 yards in four plays, culminating with Martinez's 23-yard touchdown strike to JD Spielman to pull within 34-21.

### TEAM STATISTICS

	WIS	NEB
FIRST DOWNS	25	23
RUSHES-YARDS (NET)	45-320	37-273
PASSING YDS (NET)	162	220
Passes Att-Comp-Int	21-13-0	23-13-1
TOTAL OFFENSE PLAYS-YARDS	66-482	60-493
Fumble Returns-Yards	0-0	0-0
Punt Returns-Yards	1-1	0-0
Kickoff Returns-Yards	4-133	3-26
Interception Returns-Yards	1-11	0-0
Punts (Number-Avg)	2-40.0	2-32.0
Fumbles-Lost	2-1	2-0
Penalties-Yards	4-36	3-31
Possession Time	34:40	25:20
Third-Down Conversions	3 of 9	6 of 12
Fourth-Down Conversions	1 of 1	0 of 3
Red-Zone Scores-Chances	5-5	2-4
Sacks By: Number-Yards	4-34	0-0

**RUSHING: WIS**- Jonathan Taylor 25-204; Danny Davis 3-48; Nakia Watson 8-36; Aron Cruikshank 2-13; Garrett Groshek 2-10; Mason Stokke 2-7; Kendrick Pryor 1-6; TEAM 2--4. **NEB**-Dedrick Mills 17-188; Adrian Martinez 16-89; Wyatt Mazour 3-0; TEAM 1--4

**PASSING: WIS**- Jack Coan 13-21-0-162-1. **NEB**-Adrian Martinez 13-23-1-220-1

**RECEIVING: WIS**- Kendrick Pryor 3-30; Quintez Cephus 3-23; A.J. Taylor 2-65; Jonathan Taylor 2-11; Jake Ferguson 1-14; Garrett Groshek 1-12; Mason Stokke 1-7. **NEB**-JD Spielman 4-71; Kanawai Noa 3-72; Wyatt Mazour 3-29; Jack Stoll 2-43; Austin Allen 1-5

**INTERCEPTIONS: WIS**- Jack Sanborn 1-11. **NEB**-None

**FUMBLES: WIS**-Nakia Watson 1-0; Jonathan Taylor 1-1. **NEB**-Zach Weinmaster 1-0; Wyatt Mazour 1-0.

**TACKLES: WIS**- Reggie Pearson 8-2. **NEB**-Will Honas 7-5; Mohamed Barry 4-8.

# NEBRASKA 54, MARYLAND 7

SCORE BY QUARTERS	1	2	3	4	FINAL
Nebraska	17	17	10	10	54
Maryland	0	0	0	7	7

## SCORING SUMMARY

QTR	TEAM	TIME	SCORE
1st	NEB	11:50	Mills 6 yd run (Waldoch kick)
1st	NEB	05:39	Martinez 1 yd run (Waldoch kick)
1st	NEB	03:28	Waldoch 20 yd field goal
2nd	NEB	14:10	Spielman 25 yd pass from Martinez (Waldoch kick)
2nd	NEB	03:54	Spielman 16 yd pass from Martinez (Waldoch kick)
2nd	NEB	00:00	Waldoch 29 yd field goal
3rd	NEB	10:14	Waldoch 29 yd field goal
3rd	NEB	02:21	Johnson 1 yd run (Waldoch kick)
4th	NEB	12:10	Martin 18 yd field goal
4th	NEB	05:10	McCaffrey 3 yd run (Waldoch kick)
4th	UMD	03:13	Leak 58 yd run (Petrino kick)

**College Park, Md. (Nov. 23)** - JD Spielman caught seven passes for 104 yards and two touchdowns, sophomore quarterback Adrian Martinez compiled 288 yards of total offense and a smothering, opportunistic Blackshirt defense led Nebraska to a dominating 54-7 victory over Maryland.

Nebraska won for the first time since Oct. 5, producing its largest margin of victory in a Big Ten game, while Maryland remained winless since the same date with its sixth consecutive loss.

The 54 points were the most the Huskers have ever scored in a Big Ten road game, and tied for their most in any Big Ten game. In playing at Maryland for the first time in school history, Nebraska collected its first November road victory since 2015, when it won at Rutgers.

Spielman, with his fourth 100-yard receiving game this season, increased his season total to 864 receiving yards, making him the first player in Nebraska history with three 800-yard receiving seasons. He also moved into third place on the school charts in career receptions (167, tied with Jordan Westerkamp) and receiving yards (2,512).

The Huskers committed only one penalty and gained 31 first downs.

Martinez, 16-of-25 passing for 194 yards and two touchdowns, also ran for 94 yards, as Nebraska finished with 531 total yards, including 305 rushing.

The Nebraska defense, meanwhile, forced and recovered four fumbles, including one on special teams, and held Maryland scoreless until running back Javon Leake's 58-yard touchdown run with 3:13 remaining in the game. Prior to that, the Terrapins had run only two plays in Nebraska territory, none beyond the 48-yard line.

Nebraska collected a season-high six sacks and held Maryland to 206 total yards, the fewest the Huskers have allowed in a game this season, and narrowly missed its first shutout in 10 years.

## TEAM STATISTICS

	NEB	UMD
FIRST DOWNS	31	9
RUSHES-YARDS (NET)	57-305	31-149
PASSING YDS (NET)	226	57
Passes Att-Comp-Int	19-30-1	7-21-0
TOTAL OFFENSE PLAYS-YARDS	87-531	52-206
Fumble Returns-Yards	1-11	0-0
Punt Returns-Yards	1-10	0-0
Kickoff Returns-Yards	1-16	7-77
Interception Returns-Yards	0-0	1-0
Punts (Number-Avg)	2-53.0	5-41.8
Fumbles-Lost	1-0	4-4
Penalties-Yards	1-10	4-40
Possession Time	39:58	20:02
Third-Down Conversions	7 of 16	5 of 14
Fourth-Down Conversions	2 of 2	0 of 3
Red-Zone Scores-Chances	9-10	0-0
Sacks By: Number-Yards	6-33	1-1

**RUSHING:** UMD-Javon Leake 8-80; Lance Legendre 4-35; Anthony McFarland 10-35; Josh Jackson 6-9; Tyrrell Pigrome 2-(-5); Tyler DeSue 1-(-5). **NEB-**Adrian Martinez 10-94; Luke McCaffrey 10-83; Detric Mills 12-65; Rahmir Johnson 18-55; Jaylin Bradley 2-8; Wyatt Mazour 2-5; Brody Belt 1-3; TEAM 2-(-8).

**PASSING:** UMD-Josh Jackson 4-12-0-33-0; Tyrrell Pigrome 3-7-0-24-0; Lance Legendre 0-1-0-0-0; Tyler DeSue 0-1-0-0-0. **NEB-**Adrian Martinez 16-25-1-194-1; Luke McCaffrey 3-5-0-32-0.

**RECEIVING:** UMD-Dontay Demus 1-12; Brian Cobbs 1-12; Chigoziem Okonkwo 1-11; Darryl Jones 1-10; Tyler Mabry 1-6; Anthony McFarland 1-3; Noah Barnes 1-3. **NEB-**JD Spielman 7-104; Austin Allen 1-30; Mike Williams 1-24; Detric Mills 2-19; Kade Warner 2-14; Luke McCaffrey 1-12; Rahmir Johnson 1-12; Jack Stoll 1-7; Jaron Woodyard 2-4, Chris Hickman 1-0.

**INTERCEPTIONS:** UMD-Nick Cross 1-0. **NEB-**None

**FUMBLES:** UMD-Javeon Leake 3-3; Lance Legendre 1-1. **NEB-**JD Spielman 1-0

**TACKLES:** UMD-Keandre Jones 7-3. **NEB-**Collin Miller 5-1.