

NEBRASKA

2019 FOOTBALL GAME NOTES



NEBRASKA (4-4, 2-3) AT PURDUE (2-6, 1-4)

SATURDAY, NOV. 2, 2019 • 11 A.M. CT • WEST LAFAYETTE, IND.
ROSS-ADE STADIUM • CAPACITY: 57,236 • SURFACE: NATURAL GRASS



Nebraska returns to the road on Saturday for a Big Ten West matchup against Purdue at Ross-Ade Stadium in West Lafayette, Ind. The game is set to kick off shortly after 11 a.m. CT (Noon local in West Lafayette) and will be televised by FOX. The game can be heard on the Husker Sports Network from Learfield-IMG.

Nebraska will enter the contest with a 4-4 record and a 2-3 mark in Big Ten Conference action. The Huskers are coming off a 38-31 setback against Indiana last Saturday at Memorial Stadium. Despite the loss, the Nebraska offense got back on track in the game, surpassing 500 yards for the first time in four games, while putting up more than 200 yards both rushing and passing.

Purdue comes into the game with a 2-6 record and a 1-4 mark in the Big Ten Conference. The Boilermakers are coming off a 24-6 loss to Illinois on Saturday afternoon in West Lafayette. Coach Jeff Brohm's squad has been ravaged by injuries throughout the season, but still boasts one of the Big Ten's most explosive passing attacks. Purdue will come into the game averaging 301.2 passing yards per game, while completing 60 percent of its pass attempts.

Saturday's matchup is a key to the bowl aspirations of both teams. Nebraska must pick up two victories in the month of November, while Purdue must win each of its final four contests to qualify for a bowl game for the second straight season.

THIS WEEK'S NUMBERS

87

Nebraska completed 87 percent of its passes (20-of-23) against Indiana on Saturday to set a school record for team pass completion percentage in the game. Nebraska had three players complete passes in the game.

150

Nebraska freshman all-purpose player Wan'Dale Robinson has totaled more than 150 yards from scrimmage three times in five Big Ten games. Robinson had 154 all-purpose yards against Indiana (83 rush, 71 receiving).

25

Nebraska has played 25 freshmen (true or redshirt) in 2019. That ties for the 12th-most nationally. Against Indiana, Nebraska's top two rushers, second-leading passer and second-leading receiver were true freshmen.

2019 NEBRASKA FOOTBALL SCHEDULE

Aug. 31	South Alabama	W, 35-21	ESPN	Nebraska scores 3 non-offensive TDs
Sept. 7	@ Colorado	L, 34-31 (ot)	FOX	Huskers fall as CU overcomes 17-point deficit
Sept. 14	Northern Illinois	W, 44-8	FS1	Huskers top 200 both rushing and passing
Sept. 21	@ Illinois*	W, 42-38	BTN	Nebraska rolls up 300 both rushing and passing
Sept. 28	#5 Ohio State*	L, 48-7	ABC	NU drops Big Ten home opener vs. No. 5 OSU
Oct. 5	Northwestern*	W, 13-10	FOX	Huskers win on walk-off field goal
Oct. 12	@ Minnesota*	L, 34-7	FS1	Nebraska drops second straight at Minnesota
Oct. 26	Indiana*	L, 38-31	BTN	NU falls short despite 514 total offense
Nov. 2	@ Purdue*	11 a.m.	FOX	Huskers lead the series 4-2 as Big Ten foes
Nov. 16	Wisconsin*	TBA	TBA	Latest-ever meeting between the schools
Nov. 23	@ Maryland*	TBA	TBA	NU's first game in the state of Maryland
Nov. 29	Iowa*	1:30 p.m.	BTN	NU's 30th straight Black Friday game

All times Central; Home games in **bold**; *Big Ten Conference game

NEBRASKA

- **2019 Record:** 4-4, 2-3
- **Last Game:** Indiana (L, 38-31)
- **Streak:** Lost 2
- **AP Rank:** Not Ranked
- **Coaches Rank:** Not Ranked
- **Head Coach:** Scott Frost
- **Nebraska Record:** 8-12 (2nd year)
- **Career Record:** 27-19 (4th year)
- **Record vs. Purdue:** 0-1

PURDUE

- **2019 Record:** 2-6, 1-4
- **Last Game:** Illinois (L, 24-6)
- **Streak:** Lost 2
- **AP Rank:** Not Ranked
- **Coaches Rank:** Not Ranked
- **Head Coach:** Jeff Brohm
- **Purdue Record:** 15-19 (3rd year)
- **Career Record:** 45-29 (7th year)
- **Record vs. Nebraska:** 1-1

SERIES HISTORY

- **All-Time Series:** Nebraska leads, 4-3
- **In W. Lafayette:** Series tied, 2-2
- **Last Meeting:** Purdue, 42-28, 9/29/18 in Lincoln
- **Win Streak:** Purdue, 1 game

TV INFORMATION



- **Play-by-Play:** Tim Brando
- **Analyst:** Spencer Tillman
- **Sidelines:** Coley Harvey
- **Fox Sports App**

RADIO INFORMATION



- **Play-by-Play:** Greg Sharpe
- **Analysis:** Matt Davison
- **Sidelines:** Ben McLaughlin
- **XM Simulcast:** 196
- **Sirius Simulcast:** 111
- **Huskers.com & App**
- **TuneIn.com & App**
- **Compass Media Network**

NEBRASKA COMMUNICATIONS

CREDENTIAL REQUESTS

Visit www.huskers.com/media

FOOTBALL CONTACTS

Associate A.D./Comm...... Keith Mann

Phone 402-472-0237

E-Mail kmann@huskers.com

Sr. Assoc. Comm. Dir...... Shamus McKnight

Phone 402-472-7772

E-Mail smcknight@huskers.com

Associate Director..... Matt Smith

Phone 402-472-7780

E-Mail msmith@huskers.com

Admin. Assoc. (Credentials) ... Vicki Capazo

Phone 402-472-2263

E-Mail vcapazo@huskers.com

MAILING ADDRESS

One Memorial Stadium
P.O. Box 880123
Lincoln, NE 68588-0123
(402) 472-2263
sportsinfo@huskers.com

Shipping Address: 600 Stadium Drive

Huskers.com • @Huskers

COACH & PLAYER AVAILABILITY

MONDAY

Nebraska Weekly Press Conference

Selected players will be available in the West Stadium, Level 6 at Memorial Stadium at 11:30 a.m. CT. Live press conference video will be available for free at Huskers.com and a complete video and transcript will be made available to media in the afternoon. Coach Frost will follow the players and conclude the press conference beginning at 12:30 p.m. CT.

TUESDAY

Defensive assistant coaches and requested players will be available following practice.

WEDNESDAY

Offensive assistant coaches will be available after practice.

THURSDAY

Coach Frost will available after practice.

FRIDAY

No media availability.

SATURDAY

Coach Frost and requested players available in designated post-game areas.

GENERAL MEDIA POLICIES

All player and coach interviews must be arranged at least one day in advance through the Nebraska Communications Office. Contact Keith Mann, Shamus McKnight, Matt Smith or Erica Nett. All post-practice interviews will be conducted at the practice site. Interviews will not be conducted in the weight room, Student Life Complex, training room, hallways or the tunnel leading from the locker room to the field. The Nebraska locker room, training room and football office meeting rooms are **OFF LIMITS** to the media. When arriving for post-practice interviews, media should come to the Hawks Championship Center, or outside Memorial Stadium as instructed.

Student-athlete cell phone numbers will **NOT** be given to the media, and media should not contact or message student-athletes directly through social media platforms. **PRACTICES ARE CLOSED** to the media and to the general public during the season.

After all games, Nebraska's **LOCKER ROOM IS CLOSED**. Head Coach Scott Frost and requested players will be brought to the postgame interview room after a 10-minute cooling off period. At home, the postgame interview room is located in the strength complex of the Osborne Athletic Complex. Media are asked to wait to set up equipment until the conclusion of halftime. On the road, Coach Frost and requested players will be brought to the designated interview area. **NO INTERVIEWS** will be conducted on the field as the players are returning to the locker room.

MEDIA MAY NOT PROVIDE LIVE COVERAGE OF ANY PRESS CONFERENCE ON ANY DIGITAL PLATFORM OR WEBSITE.

PHONE INTERVIEWS

Media wishing to try to arrange a phone interview with Coach Frost may contact Keith Mann for availability. Please contact the Communications Office as far in advance as possible. Out-of-town media requesting phone interviews with players should contact Keith Mann or Shamus McKnight with those requests, preferably on Sundays, but no later than 10 a.m. CT on Monday of game week. Other than rare exceptions, these interviews will take place only during the Monday press conference window or following Tuesday or Wednesday practice.

NEBRASKA FOOTBALL HEAD SHOTS

Contact Nebraska Communications to request action photos and head shots.

HUSKERS.COM & COLLEGE PRESS BOX.COM

Huskers.com is the official site of Nebraska Athletics and includes updated stats, game notes, depth chart and extensive quotes and audio and video from Nebraska's Monday press conference. A PDF version of the 2019 Nebraska Media Guide is available on Huskers.com.

CollegePressBox.com is the official media website for Division I football. Access and download weekly game notes, quotes, statistics, media guides, headshots, logos and more for each conference and its member schools. Register for access at collegepressbox.com/register.

GAME CREDENTIALS

Media may request credentials for home games at Huskers.com/media. Follow the steps on the website to complete the application. You will receive an e-mail confirming your application and an approval/denial e-mail. Contact Vicki Capazo at (402) 472-2263 with questions. Photo ID will be required to access to the stadium on game day and the name on your photo ID and credential must match. Single-game credentials will not be mailed and must be picked up on game day at media will call. Single-game parking passes will be mailed to media.

THE BANK OF THE WEST NEBRASKA FOOTBALL SHOW

The Nebraska Football television show will air on several affiliates throughout the 2019 season. The stations and times are as follows:

- KOLN/KGIN—Lincoln (Sunday, 10:35 p.m.)
- KNPL—North Platte (Sunday, 10:35 p.m.)
- KETV—Omaha (Sunday, 10:30 p.m.)
- Fox Sports Midwest (Monday, 1 p.m.)

LEARFIELD IMG COLLEGE HUSKER SPORTS NETWORK

The Husker Sports Network continues its strong tradition of broadcasting excellence in 2019, as it brings NU football to fans across the nation and the world. A list of affiliates can be found in the box on the right, and all radio broadcasts are available live on Huskers.com, the Official Husker App, TuneIn.com, the TuneIn Radio App and SiriusXM Satellite Radio.

2019 NEBRASKA STATIONS

- Ainsworth, KBRB-AM: 1400
- Alliance, KCOW-AM: 1400
- Beatrice, KWBE-AM: 1450
- Broken Bow, KBBN-FM: 95.3
- Chadron, KCSR-AM: 610
- Columbus, KJSK-AM: 900
- Columbus, KLIR-FM: 101.1
- Cozad, KAMI-AM: 1580
- Fairbury, KGMT-AM: 1310
- Fairbury, KUTT-FM: 99.5
- Falls City, KTNC-AM: 1230
- Fremont, KFMT-FM: 105.5
- Grand Island, KRGI-AM: 1430
- Grand Island, KRGY-FM: 97.3
- Hastings, KHAS-AM: 1230
- Hastings, KLIQ-FM: 94.5
- Hiawatha, KS, KLZA-FM: 101.3
- Holdrege, KUVR-AM: 1380
- Holdrege, KMTY-FM: 97.7
- Imperial, KADL-FM: 102.9
- Kearney, KGFW-AM: 1340
- Kearney, KQKY-FM: 105.9
- Lexington, KRVN-AM: 880
- Lincoln, KLIN-AM: 1400
- Lincoln, KFGE-FM: 98.1
- McCook, KSWN-FM: 93.9
- McCook, KZMC-FM: 102.1
- Nebraska City, KNCY-AM: 1600
- Nebraska City, KBIE-FM: 103.1
- Norfolk, KNEN-FM: 94.7
- North Platte, KODY-AM: 1240
- Ogallala, KZTL-FM: 93.5
- Omaha, KXSP-AM: 590
- Omaha, KEZO-FM (Z-92): 92.3
- Rapid City, SD, KTOO-AM: 1340
- Scottsbluff, KNEB-AM: 960
- Scottsbluff, KNEB-FM: 94.1
- Sidney, KSID-AM: 1340
- Sidney, KSID-FM: 98.7
- Sioux City, IA KSEZ-FM: 97.9
- Sioux Falls, SD KSOO-FM: 99.1
- Superior, KRFS-AM: 1600
- Superior, KRFS-FM: 103.9
- Valentine, KVSH-AM: 940
- West Point, KTIC-AM: 840
- West Point, KTIC-FM: 98.3
- Yankton, SD KKYA-FM: 93.1
- York, KAWL-AM: 1370
- Winner, SD, KWYR-AM: 1260

MONDAY, OCT. 28	TUESDAY, OCT. 29	WEDNESDAY, OCT. 30	THURSDAY, OCT. 31	FRIDAY, NOV. 1	SATURDAY, NOV. 2
<p>PRACTICE 8:45 a.m. - 10:30 p.m.</p> <p>NO MEDIA ACCESS</p>	<p>PRACTICE 8:50 a.m. - 10:50 a.m.</p> <p><i>Available after practice:</i></p> <ul style="list-style-type: none"> • Defensive Coaches • Requested Players 	<p>PRACTICE 8:25 - 10:25 a.m.</p> <p><i>Available after practice:</i></p> <ul style="list-style-type: none"> • Offensive Coaches 	<p>PRACTICE 9:10 - 10:50 a.m.</p> <p><i>Available after practice:</i></p> <ul style="list-style-type: none"> • Coach Frost 	<p>PRACTICE Morning practice at Memorial Stadium</p> <p>NO MEDIA ACCESS</p>	<p>GAME DAY Nebraska at Purdue Noon ET FOX</p>
<p>PRESS CONFERENCE 11:30 a.m. - Players 12:30 p.m. - Coach Frost</p>			<p>NEBRASKA FOOTBALL RADIO HOUR (HSN) 7 p.m. - Sean Beckton</p>	<p>Travel to West Lafayette via team charter</p>	<p>POST-GAME <i>Available after game:</i></p> <ul style="list-style-type: none"> • Scott Frost • Requested players

NEBRASKA VS. PURDUE MATCHUPS AS BIG TEN OPPONENTS				
DATE	SITE	RANK	RESULT	SCORE
10/12/2013	West Lafayette	--/--	Won	44-7
11/1/2014	Lincoln	17/--	Won	35-14
10/31/2015	West Lafayette	--/--	Loss	45-55
10/22/2016	Lincoln	8/--	Won	27-14
10/28/2017	West Lafayette	--/--	Won	25-24
9/29/2018	Lincoln	--/--	Loss	28-42

SERIES HISTORY: NEBRASKA VS. PURDUE

Nebraska and Purdue meet each season as members of the Big Ten West Division. Saturday's meeting will be the seventh straight year the teams have met in the regular season.

- Nebraska holds a 4-3 edge in the all-time series between the schools, including a 4-2 advantage since the Huskers joined the Big Ten.
- The schools have split four games in West Lafayette, including a Purdue victory in 1958, which was the only meeting of the schools before Nebraska joined the Big Ten.
- Nebraska has scored at least 25 points in all six meetings since 2013.

NEBRASKA JOINS 900-WIN CLUB

Nebraska reached a major milestone with its win at Illinois on Sept. 21, becoming the fifth program in the country with 900 all-time victories. Nebraska joined Michigan, Ohio State, Texas and Alabama in the 900-win club. Oklahoma and Notre Dame joined the 900-win list a week later on Sept. 28.

ALL-TIME WINS

RK.	SCHOOL	WINS
1.	Michigan	959
2.	Ohio State	919
3.	Texas	913
	Alabama	913
5.	Oklahoma	903
6.	Notre Dame	902
7.	Nebraska	901

FROST OFFENSES TRADITIONALLY IMPRESSIVE ON OPENING DRIVES

One common theme of a **Scott Frost**-led offense has been a fast start, and that has held true for Frost's tenure in Lincoln. Nebraska has scored points in four of eight games on its opening drive in 2019.

Nebraska received the opening kickoff against South Alabama and drove nine plays and 81 yards for a touchdown to take a 7-0 lead. At Colorado, NU drove 96 yards in five plays on its first possession to take a 7-0 lead. The Huskers opened with a field goal on the game's first drive against Northern Illinois. Nebraska got back to its fast starts against Indiana, marching five plays and 75 yards on the game's opening drive. The opening-drive success has continued a theme throughout Frost's head coaching tenure.

- Nebraska scored on its first possession seven times in 12 games in 2018, including six of the final seven games. All seven of NU's opening scoring drives resulted in touchdowns. In Frost's two seasons, Nebraska has scored on its opening possession 11 times in 20 games (10 TD, 1 FG).
- NU received the opening kickoff nine times in 2018 and scored touchdowns on six of those drives while punting only once. The Huskers had a game-opening touchdown drive to take a 7-0 lead in five straight games during the Big Ten Conference season.
- The Huskers scored on nearly 60 percent of their opening possessions in 2018, even with a pair of drive-ending turnovers in opponent territory. Nebraska's average touchdown drive covered more than 74 yards, including one 80-yard touchdown march and five 75-yard scoring drives.
- Over the last three seasons - 2018-19 at Nebraska and 2017 at UCF - Frost's offenses have scored a touchdown on their opening possession 19 times in 33 games (58 percent). The average length of the touchdown drive in that span is 74 yards.

NEBRASKA'S 2019 OPENING DRIVES

GAME	OPPONENT	START	PLAYS	YARDS	RESULT
1	South Alabama	Own 19	9	81	Touchdown*
2	Colorado	Own 4	5	96	Touchdown
3	Northern Illinois	Own 23	8	58	Field Goal*
4	Illinois	Own 25	7	51	Downs
5	Ohio State	Own 9	6	31	INT*
6	Northwestern	Own 48	3	4	Punt
7	Minnesota	Own 25	12	46	Downs*
8	Indiana	Own 25	5	75	Touchdown*

*Opening drive of the game for either team

BIG TEN STANDINGS



WEST DIVISION

Place	Team	Overall	Big Ten
1.	Minnesota	8-0	5-0
2.	Wisconsin	6-2	3-2
	Iowa	6-2	3-2
4.	Nebraska	4-4	2-3
	Illinois	4-4	2-3
6.	Purdue	2-6	1-4
7.	Northwestern	1-6	0-5

EAST DIVISION

Place	Team	Overall	Big Ten
1.	Ohio State	8-0	5-0
	Penn State	8-0	5-0
3.	Michigan	6-2	3-2
	Indiana	6-2	3-2
5.	Michigan State	4-4	2-3
6.	Maryland	3-5	1-4
7.	Rutgers	2-6	0-5

PLAYER OF THE WEEK NOMINEES

OPP.	OFF.	DEF.	SPEC.	FROSH
USA	--	Taylor	--	--
COLO	--	--	--	--
NIU	Martinez	C. Davis	Stalbird	--
ILL	Martinez	--	--	Robinson
OSU	--	--	--	--
NW	Robinson	Jackson	McCallum	Robinson
MINN	--	--	--	--
IND	Robinson	--	--	Robinson
PUR	--	--	--	--
WIS	--	--	--	--
MD	--	--	--	--
IOWA	--	--	--	--

Bold indicates winner

2019 HUSKER HONORS

- ISAAC ARMSTRONG, SR., P**
- Ray Guy Award Watch List
- MOHAMED BARRY, SR., ILB**
- Lott IMPACT Trophy Quarterfinalist (1 of 20)
 - Butkus Award Watch List
- ADRIAN MARTINEZ, SO., QB**
- Big Ten Preseason Watch List
 - Davey O'Brien Award Watch List
 - Manning Award Watch List
 - Maxwell Award Watch List
 - Walter Camp Award Watch List
- KANAWAI NOA, SR., WR**
- Polynesian Player of the Year Watch List
- WAN'DALE ROBINSON, FR., WR**
- FWAA Freshman All-American Watch List
 - FWAA Freshman Mid-Season All-America List
 - Big Ten Freshman of the Week (vs. Illinois, NW)
- JD SPIELMAN, SO., WR**
- Biletnikoff Award Watch List
 - Paul Hornung Award Watch List
- BEN STILLE, JR., DL**
- AFCA Good Works Team Nominee
 - Wuerffel Trophy Nominee
- JACK STOLL, JR., TE**
- Mackey Award Watch List
- CHASE URBACH, SR., LS**
- Patrick Mannelly Award Watch List

LAST TIME OUT

INDIANA 38, NEBRASKA 31

Team Stats	IU	NU
First Downs	24	26
Rushes-Yards	31-104	50-220
Passes	27-40-1	20-23-0
Passing Yards	351	294
Total Offense	455	514
3rd Downs	7-of-14	6-of-13
Turnovers	1	2
Penalties	6-84	6-44
Time of Possession	32:28	27:32

NU Rushing Leaders

Wan'Dale Robinson—22 carries, 83 yards, TD
 Luke McCaffrey—12 carries, 76 yards

NU Passing Leader

Noah Vedral—14-16-0, 201 yards
 Luke McCaffrey—5-6-0, 71 yards, TD

NU Receiving Leaders

Wan'Dale Robinson—6 receptions, 71 yards
 JD Spielman—5 receptions, 97 yards
 Kanawai Noa—3 receptions, 52 yards, TD

NU Defensive Leaders

Mohamed Barry—5 UT, AT, 6 TT, TFL
 Marquel Dismuke—5 UT, AT, 6 TT
 JoJo Domann—3 UT, 3 AT, 6 TT, TFL
 Alex Davis—2 tackles, INT, 2 QB hurry

NOTING GAME 8

- Nebraska's team completion rate of 86.9 percent set a school single-game record, bettering a 23-of-27 effort at Kansas in 1974.
- Nebraska finished with 514 yards of total offense, its most since rolling up 674 yards of offense at Illinois on Sept. 21. Nebraska rushed for 220 yards in the game, while passing for 294 yards, marking the third time this season Nebraska has topped 200 yards both rushing and passing (Northern Illinois, Illinois).
- Sophomore quarterback **Noah Vedral** made his second consecutive start and completed 14-of-16 passes for a career-high 201 yards. Vedral also rushed seven times for 21 yards and scored two touchdowns.
- Vedral entered the game with two career rushing touchdowns at Nebraska (1 in 2018, 1 in 2019), and four career rushing touchdowns including two at UCF in 2017.
- Freshman quarterback **Luke McCaffrey** completed his first career touchdown pass on a 24-yard strike to **Kanawai Noa** late in the first half. McCaffrey finished the day 5-of-6 passing for 71 yards, while rushing 12 times for 76 yards.
- Freshman standout **Wan'Dale Robinson** finished the game with 154 all-purpose yards, including 83 rushing yards on a career-high 22 carries, and six receptions for 71 yards.
- Junior receiver **JD Spielman** caught five passes for 97 yards. His 45-yard catch in the first quarter marked his fifth reception of the season of 40 yards or longer. Spielman's five catches made him the fifth player in school history with 150 career catches.
- Senior linebacker Alex Davis intercepted a pass in the second quarter, marking his first career interception.

- In three-plus years as a head coach, Frost's offenses have scored on their opening drive 24 times in 46 games, with 22 touchdowns and two field goals. In 86 games over six-plus seasons as a play-caller, Frost's offenses have scored on their first possession of the game 45 times, putting points on the board in more than half of their opening possessions.
- **Frost's Opening Drive Scoring Percentage:** 52% (45 of 86 drives)
- **Frost's Opening Drive Touchdown Percentage:** 45% (39 of 86 drives)

HUSKER OFFENSE SHOWING VERSATILITY

The 2019 Nebraska offense has shown the versatility to both strike quickly and drive the length of the field.

- Against Colorado, Nebraska had two touchdown drives of 95 yards or longer (95 and 96). That marked the first time the Huskers have had two 95-yard scoring drives in the same game since the 2000 Fiesta Bowl against Tennessee (97- and 99-yard touchdown drives).
- Through eight games, Nebraska has 17 scoring drives that have covered 75 yards or more.
- Nebraska had two long scoring plays at Colorado with touchdown passes of 65 (Martinez-Spielman) and 75 yards (Martinez-Washington). That marked the first time the Huskers had multiple 65-yard pass plays in the same game since 2006 against Kansas.
- Nebraska flashed its quick-strike ability and explosiveness against Northern Illinois. Nebraska produced nine plays of 20 yards or more against the Huskies, including eight before halftime. The eight first-half chunk plays matched Nebraska's combined total in its first two games.
- Nebraska had a pair of 60-yard runs against Northern Illinois. That marked the second time since last November that Nebraska produced a pair of 60-yard runs in the same game.
- The Huskers had a season-high 14 plays of 20 yards or more against Illinois. In the process, Nebraska topped 300 yards in both rushing and passing to mark just the second time in school history the Huskers have reached that milestone.
- Nebraska's 674 yards of total offense at Illinois was its most against a conference opponent since posting 710 yards against Kansas State in 2007.
- Nebraska had its best offensive effort in a month against Indiana, totaling 514 yards of offense. The Huskers passed for 294 yards, while rushing for 220, marking the third time this season the Huskers have topped 200 yards both on the ground and through the air.

OFFENSE RANKS AMONG NATION'S TOP BIG-PLAY UNITS

Nebraska's offense has numerous big-play weapons that have helped the Huskers stress opposing defenses. Highlighted by 14 plays of 20 yards or more at Illinois, Nebraska ranks as one of the Big Ten and national leaders in producing chunk plays.

- Nebraska has 47 scrimmage plays of 20-plus yards to rank second in the Big Ten.
- The Huskers rank in the top four in the Big Ten in plays of 40+ (15), 50+ (6) and 60+ (4) yards and are among the nation's top 35 teams in each of those categories.
- On the ground, Nebraska ranks among the top three in the Big Ten in rushes of 30+ (7), 40+ (7), 50+ (3) and 60+ (2) yards. Nebraska is in the top 35 in the nation in each of those categories.

SPIELMAN CONTINUES TO CLIMB HUSKER CHARTS

Junior wide receiver **JD Spielman** has made Husker history as the only player in program history to have a 200-yard receiving game. Spielman is also leaving his mark on Nebraska's career record book. He has 150 career catches for 2,214 yards, ranking fifth at Nebraska in career receptions and sixth in career yardage.

- Spielman reached 2,000 and 1,000 career receiving yards faster than any other Husker. He hit 2,000 yards at Illinois on Sept. 21, breaking the 2,000-yard barrier in 25 games. He reached 1,000 career yards in only 15 games, eclipsing Heisman winner Johnny Rodgers (16 games).
- Spielman needs 40 catches and 533 yards to become Nebraska's all-time leader in both categories. He averaged 61 catches and 842 receiving yards per season in his first two years. On a per-game basis in his 29-game career, Spielman averages 5.2 receptions and 76.3 receiving yards.
- Spielman is the only player in school history to record 100 catches prior to his junior season.
- Spielman owns the only two 200-yard receiving games in Husker history (200 yards vs. Ohio State in 2017 and 209 yards at Wisconsin in 2018).
- Spielman is the only wide receiver in school history to have two career games with double-digit receptions (11 vs. Ohio State in 2017 and 10 vs. Purdue in 2018). Running back Marlon Lucky is the only other Husker to have two career games with double-digit catches.
- Spielman had more than 800 receiving yards in each of his first two seasons, joining Johnny Rodgers and Stanley Morgan Jr. as the only Huskers with two 800-yard receiving seasons. No Husker has ever had three 800-yard receiving seasons. With 566 yards in eight games, Spielman is on pace to reach that plateau again in 2019.
- Spielman had more than 50 catches in each of his first two seasons, joining Johnny Rodgers, Kenny Bell and Stanley Morgan Jr. as the only players in program history with multiple 50-catch seasons. No Husker has ever had three 50-catch seasons.

FBS ACTIVE LEADERS IN RECEIVING YARDS PER GAME

RK.	PLAYER	TEAM	CLASS	GAMES	YDS	YDS/GAME
1.	Rondale Moore	Purdue	So.	17	1,645	96.8
2.	Antonio Gandy-Golden	Liberty	Sr.	40	3,363	84.1
3.	Ceedee Lamb	Oklahoma	Jr.	36	2,781	77.3
4.	JD Spielman	Nebraska	Jr.	29	2,214	76.3
5.	James Proche	SMU	Sr.	45	3,416	75.9

Minimum 1,000 career receiving yards

MOST CAREER RECEIVING YARDS AMONG FBS NON-SENIORS

RK.	PLAYER	TEAM	CLASS	GAMES	YDS
1.	CeeDee Lamb	Oklahoma	Jr.	36	2,781
2.	Tylan Wallace	Oklahoma State	Jr.	34	2,512
3.	Jerry Jeudy	Alabama	Jr.	37	2,261
4.	JD Spielman	Nebraska	Jr.	29	2,214
5.	Gabriel Davis	UCF	Jr.	33	2,122

- Spielman opened the 2019 season with a 76-yard punt return for a touchdown against South Alabama, marking his second career punt return score. He had a 77-yard punt return touchdown last season against Bethune-Cookman. He also had a 99-yard kickoff return for a touchdown in his first career touch against Arkansas State in the 2017 season opener. Spielman is one of only eight players in program history to return both a punt and kickoff for a touchdown.
- Spielman had a 65-yard TD reception at Colorado, his sixth career touchdown of at least 65 yards. The 65-yard catch at Colorado was one of five Spielman receptions of at least 40 yards in 2019.
- Spielman had seven catches for 160 yards at Illinois, marking his third-highest receiving total at Nebraska. It was his sixth career 100-yard receiving game.
- After posting five catches for 97 yards against Indiana, Spielman is averaging 19.5 yards per reception, a mark that ranks second in the Big Ten Conference.

SPIELMAN RANKS AMONG NATION'S TOP WIDE RECEIVERS

JD Spielman was one of the top returning receivers in the country in 2019. The two-time All-Big Ten selection has earned a spot on the preseason Biletnikoff Award watch list each of the last two seasons, and he was a freshman All-American in 2017.

- Spielman averages 76.3 receiving yards per game in 29 career games to rank fourth nationally among all active FBS players with a minimum of 1,000 career receiving yards. Among Power Five teams, Spielman is one of only four active players to average 70 receiving yards per game along with Purdue's Rondale Moore, Oklahoma's CeeDee Lamb and Oklahoma State's Tylan Wallace.
- Spielman owns 2,214 career receiving yards, which ranks fourth nationally among non-seniors.
- Spielman is also one of the top wideouts in the Big Ten Conference. His career totals of 150 receptions and 2,214 receiving yards rank second in those categories among all 2019 Big Ten receivers and are the highest totals among non-seniors.
- In Big Ten play, Spielman has posted 1,681 career receiving yards. He owns more receiving yards in conference play than any other active Big Ten player, an impressive accomplishment considering Spielman has only played in 20 career Big Ten games (84.1 yards per game).

SPIELMAN SHINES ON THE ROAD

JD Spielman is one of the most productive receivers in Nebraska history, and he has often been at his best on the road, particularly in opposing Big Ten West stadiums.

- In 12 career road games, Spielman has caught 67 passes for 1,043 yards and four touchdowns. He averages 5.6 receptions per game and 86.9 receiving yards per game on the road, compared to 49.9 catches and 67.1 receiving yards per game in 16 career games at Memorial Stadium.
- In his last six road games dating back to last year's visit to Wisconsin, Spielman has caught 38 passes for 677 yards and four touchdowns, averaging 6.3 receptions and 112.8 receiving yards per game.
- Spielman has played seven road games against Big Ten West Division opponents in his career. In those seven games, he has caught 44 passes for 740 yards and two touchdowns, averaging 6.3 receptions and 105.7 receiving yards per game. Spielman set a school record with 209 receiving yards at Wisconsin last season.

2019 OFFENSE GAME-BY-GAME

RUSHING				
GAME	ATT.	YDS.	TD	LONG
USA	44	98	2	16
COLO	46	179	2	40
NIU	33	238	4	61
ILL	64	346	3	44
OSU	39	184	1	56
NW	40	153	1	42
MINN	43	151	1	22
IND	50	220	3	14
PUR				
WIS				
MD				
IOWA				

PASSING					
GAME	COM-ATT-INT	YDS	TD	LG	SACKS
USA	13-22-1	178	0	42	2-17
COLO	16-26-1	290	2	75	6-33
NIU	16-27-0	287	2	41	0-0
ILL	22-34-0	328	3	41	2-7
OSU	8-17-3	47	0	10	4-23
NW	15-25-0	186	0	49	1-2
MINN	15-29-0	135	0	51	4-29
IND	20-23-0	294	1	45	1-5
PUR					
WIS					
MD					
IOWA					

2019 DEFENSE GAME-BY-GAME

RUSHING DEFENSE				
GAME	ATT.	YDS.	TD	LONG
USA	44	83	1	15
COLO	37	89	2	18
NIU	32	74	0	22
ILL	38	221	4	66
OSU	53	368	3	41
NW	41	157	1	12
MINN	49	322	4	35
IND	31	104	3	16
PUR				
WIS				
MD				
IOWA				

PASSING DEFENSE					
GAME	COM-ATT-INT	YDS	TD	LG	SACKS
USA	19-35-3	231	2	36	4-32
COLO	28-41-1	375	2	96	3-25
NIU	28-49-1	276	0	28	2-16
ILL	9-24-1	78	1	26	2-14
OSU	15-22-0	212	3	38	3-21
NW	19-32-1	136	0	23	1-1
MINN	8-13-0	128	1	45	0-0
IND	27-40-1	351	2	40	2-8
PUR					
WIS					
MD					
IOWA					

SACKS/TFL				
GAME	SACKS	YARDS	TFL	YARDS
USA	4	36	9	49
COLO	3	25	10	47
NIU	3	17	8	36
ILL	2	14	9	30
OSU	3	21	5	24
NW	1	2	6	14
MINN	0	0	3	7
IND	2	8	4	11
PUR				
WIS				
MD				
IOWA				

NEBRASKA RECORD WATCH

CAREER RECEIVING YARDS

RK.	PLAYER, YEARS	YDS
1.	Stanley Morgan Jr., 2015-18	2,747
2.	Kenny Bell, 2011-14	2,689
3.	Johnny Rodgers, 1970-72	2,479
4.	Nate Swift, 2005-08	2,476
5.	Jordan Westerkamp, 2013-16	2,474
6.	JD Spielman, 2017-present	2,214

CAREER RECEPTIONS

RK.	PLAYER, YEARS	REC.
1.	Stanley Morgan Jr., 2015-18	189
2.	Kenny Bell, 2011-14	181
3.	Jordan Westerkamp, 2013-16	167
4.	Nate Swift, 2005-08	166
5.	JD Spielman, 2017-present	150
6.	Johnny Rodgers, 1970-72	143

CAREER 100-YARD RECEIVING GAMES

RK.	PLAYER, YEARS	TOTAL
1.	Johnny Rodgers, 1970-72	10
2.	Nate Swift, 2005-08	8
	Jordan Westerkamp, 2013-16	8
4.	Stanley Morgan Jr., 2015-18	7
5.	JD Spielman, 2017-present	6

CAREER RECEIVING TOUCHDOWNS

RK.	PLAYER, YEARS	TDs
1.	Johnny Rodgers, 1970-72	25
2.	Nate Swift, 2005-08	22
	Stanley Morgan Jr., 2015-18	22
4.	Kenny Bell, 2011-14	21
5.	Clarence Swanson, 1919-21	18
	Jordan Westerkamp, 2013-16	18
7.	Maurice Purify, 2006-07	16
8.	Jon Bostick, 1989-91	15
	Quincy Enunwa, 2010-13	15
10.	Todd Millikan, 1985-88	14
	Bobby Thomas, 1974-76	14
--	JD Spielman, 2017-present	11

CONSECUTIVE GAMES WITH A CATCH

RK.	PLAYER, YEARS	TDs
1.	Stanley Morgan Jr., 2015-18	38
2.	Johnny Rodgers, 1970-72	37
3.	Jordan Westerkamp, 2013-16	36
4.	Terrence Nunn, 2004-07	32
5.	JD Spielman, 2017-present	29*

*active streak

CAREER PASSING YARDS

RK.	PLAYER, YEARS	YDS
1.	Tommy Armstrong Jr., 2013-17	8,871
2.	Taylor Martinez, 2010-13	7,258
3.	Zac Taylor, 2005-06	5,850
4.	Joe Ganz, 2005-08	5,125
5.	Dave Humm, 1972-74	5,035
6.	Jerry Tagge, 1969-71	4,704
7.	Eric Crouch, 1998-2001	4,481
8.	Adrian Martinez, 2018-present	3,862
9.	Tommie Frazier, 1992-95	3,521
10.	Turner Gill, 1980-83	3,317

MARTINEZ BRINGS DUAL THREAT TO NEBRASKA OFFENSE

Adrian Martinez is again showing in 2019 that he is one of the nation's top dual-threat quarterbacks. Martinez is averaging 264.3 yards of total offense, including 207.5 passing yards per game and 56.8 rushing yards per contest. Martinez ranks second in the Big Ten in total offense. He has missed Nebraska's games at Minnesota and against Indiana with an injury.

- Martinez produced a career-high 446 yards of total offense at Illinois, the third-highest total offense game in school history. He passed for 328 yards, while rushing for 118 yards to post just the second 300-100 game in Nebraska history.
- The 400-yard total offense game was the fourth of Martinez's career, more than any other Husker.
- Martinez posted three straight games with more than 300 yards of total offense in games 2-4, including 356 at Colorado, 301 vs. Northern Illinois and the 445-yard effort at Illinois. Martinez now has 10 career games of 300 yards or more in total offense, the second-most in school history.
- Martinez has been particularly strong on the road. In his last six road games, Martinez is averaging 367.5 yards of total offense. In those six games, he has rushed 100 times for 426 yards (71.0 ypg) with six touchdowns. He has completed 135-of-208 passes for 1,779 yards (296.5 ypg) and 11 touchdowns.

MARTINEZ AT HIS BEST AGAINST BIG TEN WEST

Adrian Martinez has put up big numbers in eight career games against Big Ten West Division opponents. This season, Martinez excelled in a win at Illinois, left the Northwestern game early because of injury and did not play at Minnesota.

- Martinez owns the Nebraska record with four career games with 400 yards of total offense. Each of those games has come against a Big Ten West Division opponent, as Martinez has recorded 400 yards of total offense in four of his eight career games against West Division teams.
- Martinez has posted four of the top 16 total offense games in Nebraska history, with each of those marks coming against a Big Ten West opponent. Martinez had 446 yards at Illinois on Sept. 21 for the No. 3 total offense mark in school history, 441 yards last year at Wisconsin (5th), 409 yards against Purdue (12th) and 401 yards against Minnesota (16th).
- Martinez averages 342.8 yards of total offense in eight career games against Big Ten West teams. He is completing 67.2 percent of his passes (184-of-274) with 16 touchdowns against five interceptions, while averaging 282.1 passing yards per game. Martinez has rushed for 485 yards and three touchdowns against the Big Ten West, averaging 60.6 rushing yards per game.
- Martinez has played four road games against Big Ten West Division teams. In those games, he has rushed for 188 yards, thrown for 1,223 yards and averaged 352.8 yards of total offense per game.
- Nineteen of Martinez's 35 career total touchdowns have come against West Division opponents (54 percent), including 19 of 24 touchdown passes (79 percent).

MARTINEZ DRIVES HUSKER OFFENSE

Quarterback **Adrian Martinez** put together an impressive rookie campaign as a true freshman in 2018. A freshman All-American, Martinez played a major role in Nebraska ranking 25th nationally in total offense and setting a school record by gaining at least 450 yards in seven consecutive games.

- Martinez ranked 12th nationally and first among freshmen with an average of 295.1 yards of total offense per game in 2018, a school record. In addition to the school record, it smashed the Huskers' previous freshman record of 199.7 yards per game set by Taylor Martinez in 2010.
- Martinez's average of 295.1 yards of total offense per game marked the 10th-best total offense average by a freshman in FBS history, including the fifth-highest mark by a true freshman and the highest mark ever by a true freshman quarterback for a Power Five team.
- Martinez was the top returner from 2018 in total offensive yards among Power Five quarterbacks. Overall, Martinez (295.1 ypg) ranked third in returning total offensive yards per game behind Houston's D'Eriq King (332.4 ypg) and Hawaii's Cole McDonald (325.7 ypg).

TOP TOTAL OFFENSE AVERAGES BY AN FBS FRESHMAN

RK.	PLAYER	TEAM	YEAR	YPG
1.	Johnny Manziel	Texas A&M	2012	393.5
2.	David Neill	Nevada	1998	372.3
3.	Jared Lorenzen	Kentucky	2000	347.9
4.	J.T. Barrett	Ohio State	2014	314.3
5.	Brent Stockstill	Middle Tennessee	2015	310.9
6.	Jameis Winston	Florida State	2013	305.4
7.	Jon Denton	UNLV	1996	302.4
8.	Timmy Chang	Hawaii	2000	299.2
9.	Brett Rypien	Boise State	2015	298.3
10.	Adrian Martinez	Nebraska	2018	295.1

David Neill, Timmy Chang, Brett Rypien and Adrian Martinez are the only true freshmen on this list; the other six were redshirt freshmen.

FBS FRESHMEN TO AVERAGE 200 PASSING & 50 RUSHING YARDS PER GAME

PLAYER	TEAM	YEAR	PASS YPG	RUSH YPG
Adrian Martinez	Nebraska	2018	237.9	57.2
J.T. Barrett	Ohio St.	2014	236.2	78.2
Johnny Manziel	Texas A&M	2012	285.1	108.5
Marcus Mariota	Oregon	2012	205.9	57.8
Brett Smith	Wyoming	2011	201.7	54.6
Adam Weber	Minnesota	2007	241.3	51.4

Martinez & Smith are the only true freshmen on this list; the other four were redshirt freshmen

FBS PLAYERS TO PASS FOR 2,500 YARDS & RUSH FOR 500 YARDS IN 2018

PLAYER	TEAM	GAMES	PASS YARDS	RUSH YARDS
Eric Dungey	Syracuse	13	2,868	754
Caleb Evans	Louisiana-Monroe	12	2,869	632
D'Eriq King*	Houston	11	2,982	674
Adrian Martinez*	Nebraska	11	2,617	629
Trace McSorley	Penn St.	13	2,530	798
Kyler Murray	Oklahoma	14	4,361	1,001
Bryce Perkins*	Virginia	13	2,680	923

*returning player

MARTINEZ BUILDING ON RECORD-BREAKING FRESHMAN SEASON

Adrian Martinez was one of the most productive freshman quarterbacks in NCAA history in 2018. Martinez started 11 games, more than all other true freshmen quarterbacks in NU history combined. He led an offense that averaged 456.2 yards per game. Martinez completed nearly 65 percent of his passes, threw for 2,617 yards and 17 touchdowns and rushed for 629 yards and eight scores.

- Martinez set Husker season records for 300-yard total offense games (7) and 400-yard total offense games (3), while tying the Nebraska career record with three 400-yard total offense games.
- Martinez set Nebraska freshman records in completions (224), completion percentage (64.6), passing yards (2,617), passing touchdowns (17), total offensive yards (3,246) and total touchdowns (25). His 629 rushing yards were the most ever by a Husker true freshman quarterback and the most by any Nebraska true freshman since 2002.
- In addition to his school records, Martinez ranked in the top five on Nebraska's season chart in completion percentage (2nd, 64.6), completions (4th, 224) and total offensive yards (5th, 3,246).
- Martinez posted an 86.2 completion percentage against Minnesota last October, setting a Nebraska record for the highest completion percentage with a minimum of 20 attempts. Martinez broke the record held by Dave Humm that stood for 44 years.
- Martinez averaged 237.9 passing yards per game and 57.2 rushing yards per game in 2018, one of only four FBS quarterbacks to average 225 passing yards and 50 rushing yards per game in 2018.
- Martinez became the sixth freshman in NCAA history to average 200 passing yards and 50 rushing yards per game. He was just the second true freshman to hit those marks in FBS history and the first true freshman at a Power Five school to average 200 passing yards and 50 rushing yards.

MARTINEZ'S FRESHMAN SEASON IN THE HUSKER RECORD BOOK

CATEGORY	TOTAL	RANK
Total Offensive Yards Per Game	295.1	1st
300-Yard Total Offense Games	7	1st
400-Yard Total Offense Games	3	1st
Completion Percentage	64.6	2nd
Completions	224	4th
Total Offensive Yards	3,246	5th
Passing Yards Per Game	237.9	5th
Passing Yards	2,617	8th
Passing Touchdowns	17	9th

OFFENSE FINDS SUCCESS BEHIND THREE QUARTERBACKS

Martinez was one of the nation's top returnees and showed the same ability during the first half of the 2019 season. However, with Martinez injured, sophomore **Noah Vedral** and true freshman **Luke McCaffrey** each showed their ability and poise against Indiana. The duo helped Nebraska to 514 yards of total offense, while topping 200 yards both rushing and passing for the third time in 2019.

- Vedral completed 14-of-16 passes for a career-high 201 yards against the Hoosiers despite missing much of the game with an injury. He also rushed for 26 yards and two touchdowns and caught a pass in the first quarter.
- McCaffrey was playing in just his second career game after playing one snap against Northwestern. He responded by rushing 12 times for 76 yards and completing 5-of-6 passes for 71 yards and a touchdown.
- Behind Vedral and McCaffrey, Nebraska completed 20-of-23 passes against Indiana, setting a school record for single-game completion percentage at 86.9 percent.

NATIONAL RANKINGS

ASSOCIATED PRESS (OCT. 27)

RK.	TEAM (1ST)	RECORD	POINTS
1.	LSU (17)	8-0	1,476
2.	Alabama (21)	8-0	1,474
3.	Ohio State (17)	8-0	1,468
4.	Clemson (7)	8-0	1,406
5.	Penn State	8-0	1,302
6.	Florida	7-1	1,226
7.	Oregon	7-1	1,108
8.	Georgia	6-1	1,093
9.	Utah	7-1	1,032
10.	Oklahoma	7-1	1,017
11.	Auburn	6-2	910
12.	Baylor	7-0	882
13.	Minnesota	8-0	778
14.	Michigan	6-2	744
15.	SMU	8-0	666
16.	Notre Dame	5-2	563
17.	Cincinnati	6-1	524
18.	Wisconsin	6-2	513
19.	Iowa	6-2	456
20.	Appalachian State	6-2	456
21.	Boise State	6-1	280
22.	Kansas State	5-2	218
23.	Wake Forest	6-1	200
24.	Memphis	7-1	188
25.	San Diego State	7-1	50

USA TODAY COACHES (OCT. 27)

RK.	TEAM (1ST)	RECORD	POINTS
1.	Alabama (40)	8-0	1,593
2.	LSU (7)	8-0	1,515
3.	Clemson (10)	8-0	1,508
4.	Ohio State (8)	8-0	1,491
5.	Penn State	8-0	1,359
6.	Florida	7-1	1,271
7.	Georgia	6-1	1,180
8.	Oregon	7-1	1,163
9.	Oklahoma	7-1	1,069
10.	Utah	7-1	1,048
11.	Baylor	7-0	921
12.	Auburn	6-2	869
13.	Minnesota	8-0	840
14.	SMU	8-0	727
15.	Michigan	6-2	652
16.	Notre Dame	5-2	624
17.	Wisconsin	6-2	537
18.	Cincinnati	6-1	523
19.	Iowa	6-2	492
20.	Appalachian State	7-0	398
21.	Boise State	6-1	382
22.	Wake Forest	6-1	280
23.	Memphis	7-1	187
24.	Texas	5-3	104
25.	Kansas State	5-2	102

HUSKERS IN THE 2019 POLLS

DATE	AP	C	CFP	RESULT
Pre.	24	RV	--	def. So. Ala., 35-21
9-3	25	25	--	lost to Colo., 34-31 (ot)
9-8	NR	RV	--	def. No. Illinois, 44-8
9-15	NR	RV	--	def. Illinois, 42-38
9-22	NR	RV	--	lost to Ohio St., 48-7
9-29	NR	NR	--	def. Northwestern, 13-10
10-6	NR	NR	--	lost to Minnesota, 34-7
10-13	NR	NR	--	bye
10-20	NR	NR	--	lost to Indiana, 38-31
10-27	NR	NR	--	

CHARTING THE HUSKERS

ALL-TIME WINS

RK.	SCHOOL	WINS
1.	Michigan	959
2.	Ohio State	919
3.	Texas	913
	Alabama	913
5.	Oklahoma	903
6.	Notre Dame	902
7.	Nebraska	901

CONFERENCE TITLES

RK.	SCHOOL	TITLES
1.	Oklahoma	48
2.	Nebraska	46
3.	Michigan	42

AP NATIONAL TITLES

RK.	SCHOOL	TITLES
1.	Alabama	11
2.	Notre Dame	8
3.	Oklahoma	7
4.	Miami	5
	Ohio State	5
	USC	5
t-7.	Nebraska	4

COACHES POLL NATIONAL TITLES

RK.	SCHOOL	TITLES
1.	Alabama	10
2.	Oklahoma	6
3.	USC	5
t-4.	Nebraska	4

NATIONAL TITLES SINCE 1970

RK.	SCHOOL	TITLES
1.	Alabama	11
2.	Nebraska	5
	Miami	5

BOWL APPEARANCES

RK.	SCHOOL	BOWLS
1.	Alabama	65
2.	Texas	55
3.	Nebraska	53
	Georgia	53

HEISMAN TROPHY WINNERS

RK.	SCHOOL	WINNERS
1.	Notre Dame	7
	Ohio State	7
	Oklahoma	7
4.	USC	6
t-5.	Nebraska	3

NFL DRAFT PICKS

RK.	SCHOOL	PICKS
1.	USC	510
2.	Notre Dame	505
3.	Ohio State	453
4.	Oklahoma	393
5.	Michigan	369
6.	Alabama	365
7.	Nebraska	359

ROBINSON MAKING BIG IMPACT IN FRESHMAN SEASON

Freshman receiver **Wan'Dale Robinson** provides Nebraska with an explosive receiving, rushing and return threat in 2019.

A true freshman from Frankfort, Ky., Robinson keyed Big Ten wins against Illinois and Northwestern. At Illinois, he was called on as a running back and had 19 carries for 89 yards and a touchdown, while also catching eight passes for 79 yards and two touchdowns. His play in the 42-38 win earned him Big Ten Freshman-of-the-Week Honors.

Against Northwestern, Robinson again won the Big Ten freshman weekly honor. He totaled 186 all-purpose yards, including seven catches for a career-high 123 yards, the most receiving yards ever by a Husker true freshman. He had a career-long 42-yard touchdown run in the first quarter, a career-long 49-yard catch in the third quarter and a key 32-yard catch on Nebraska's game-winning drive.

Robinson's play nearly earned the Huskers another win against Indiana. He rushed a career-high 22 times for 83 hard-fought yards and a touchdown. He also caught six passes for 71 yards for 154 all-purpose yards.

- Robinson ranks second nationally among all freshmen and leads all Power Five Conference freshmen in all-purpose yards per game (111.5 ypg). His all-purpose yardage average is sixth in the Big Ten among all players.
- Robinson's 407 receiving yards and 33 receptions are the most ever by a Nebraska true freshman.

PROTECTING THE FOOTBALL KEY FOR HUSKER OFFENSE

Nebraska enters the Purdue game at -4 in turnover margin on the 2019 season. The Huskers have 12 takeaways, while committing 16 turnovers of their own.

- Nebraska did not commit a turnover in back-to-back games against Northwestern and Minnesota. That marked the first time Nebraska had back-to-back games without a turnover since having no turnovers against both Minnesota and Penn State late in the 2017 season.
- Against Indiana, Nebraska was a minus-1 in turnover margin, and both of the Huskers' miscues led to Indiana touchdowns (14 points) in a seven-point Nebraska loss.
- Nebraska is 5-1 under Scott Frost when winning the turnover margin.

BLACKSHIRT DEFENSE LOOKS FOR DISRUPTIVE FINISH TO 2019

The Nebraska defense had a focus of causing more turnovers and big impact plays in 2019. Nebraska has shown that ability in stretches this season, particularly in home wins over South Alabama and Northern Illinois.

- Nebraska has 12 takeaways through eight games to rank eighth in the Big Ten in that category.
- Nebraska had five takeaways against South Alabama, including four in the second half. The five takeaways matched the most in two seasons under Scott Frost (Illinois, 2018) and was only the fourth time since 2010 that a Nebraska defense recorded five or more takeaways.
- Nebraska scored a pair of defensive touchdowns against the Jaguars—a 38-yard interception return by Eric Lee Jr. in the third quarter and a fumble recovery in the end zone by Alex Davis in the fourth quarter to cap the scoring. The two defensive touchdowns marked the first time Nebraska scored a pair of defensive touchdowns since having two interception returns for touchdowns against Southern Miss in 2013.
- Lee's interception return for a touchdown was the first by a Husker since Marcus Newby had an interception for a touchdown against Northwestern in 2017.
- Davis' fumble recovery for a touchdown was the first by the Huskers since Josh Mitchell returned a fumble 57 yards for a touchdown against Miami in 2014.
- Nebraska also scored on a 76-yard punt return for a touchdown by JD Spielman in the third quarter. The three non-offensive touchdowns were a first for Nebraska since the Huskers had three defensive touchdowns in a 31-3 win over Wake Forest in 2005.
- NU's effort against South Alabama marked the 16th time in school history the Huskers have scored on offense, defense and special teams in the same game. It was the first time since 2012 NU had accomplished that feat, and the first instance against an FBS opponent since 2009 at Colorado.
- Nebraska has added seven takeaways over the past seven games, including a critical interception by Lamar Jackson against Northwestern with 1:00 remaining to set up a game-winning field goal.
- Nebraska has averaged 1.9 takeaways in its past 12 games. Prior to that, Nebraska averaged 1.0 takeaway in its 30 previous games spanning three seasons.
- Nebraska has forced 18 fumbles in its past 13 games. Prior to that, Nebraska had forced just 14 fumbles in its previous 34 games.
- Defensive coordinator Erik Chinander has a history of producing disruptive defenses. In 45 games as a defensive coordinator (UCF, Nebraska) Chinander's defenses have scored 11 touchdowns.

DEFENDING THE RUN GAME KEY FOR BLACKSHIRTS

Nebraska made big strides in defending the run early in the 2019 season. The Huskers held each of the first three opponents to less than 100 yards rushing. Nebraska struggled against the run in the first four Big Ten games, but limited Indiana to 104 rushing yards and 3.4 yards per carry. NU is allowing 177.3 rushing yards per game on the season.

- Nebraska held three straight opponents to fewer than 100 yards rushing to open the season, marking the first time NU held three straight opponents to less than 100 yards on the ground since early in the 2017 season.
- The Huskers are allowing 4.4 yards per rush in 2019, a slight improvement over last season when Nebraska surrendered 5.0 yards per rush.

BARRY CONTINUES TO PILE UP TACKLES AS BLACKSHIRT LEADER

Senior inside linebacker **Mohamed Barry** is serving as a team captain in 2019 after a breakthrough junior season in 2018. Barry totaled 112 tackles as a junior after recording only 44 tackles in his first two seasons combined.

- Barry leads the Nebraska defense with 66 tackles in 2019. He opened the season with a team-high 12 tackles against South Alabama, tying his career high. He added a team-high 10 tackles against Northern Illinois and a team-high 11 stops at Minnesota for his 10th career double-figure tackle game. He has led Nebraska in tackles in 15 of 20 games since the start of the 2018 season.
- Barry has 222 career tackles. He moved into the top 25 on Nebraska's career tackles list against Indiana and is 35 tackles from the top 10 on the Nebraska career tackles list.
- Barry is looking to become the sixth Husker to have back-to-back 100-tackle seasons, joining David (2010-11), his position coach Barrett Ruud (2003-04), Lee Kunz (1977-78), Clele Pillen (1975-76) and Jerry Murtaugh (1969-70).
- Barry led Nebraska with 112 tackles in 2018, the most by a Husker since Lavonte David made 133 stops in 2011. Barry was second in the Big Ten and 38th nationally with an average of 9.3 tackles per game, and he was the Big Ten's leading returner in that category.
- Barry was tabbed as a third-team All-Big Ten selection by the conference media in 2018 and was an honorable-mention selection by the league's coaches. He was on the 2019 preseason watch lists for the Butkus Award and the Lott IMPACT Trophy, and was recently named one of 20 quarterfinalist for the Lott Trophy.

BOOTLE AND JACKSON BREAK UP OPPONENT PASSING GAMES

Junior **Dicaprio Bootle** and senior **Lamar Jackson** team up to give Nebraska one of the Big Ten's top cornerback tandems. Jackson has two interceptions and a team-high 12 breakups in 2019. Bootle ranks second on the team with five breakups.

- Jackson is tied for fifth in the nation in passes defended at 1.8 per game and is second nationally with 12 breakups. Jackson had his second interception of the season with 1:00 remaining against Northwestern. His pick and 11-yard return set up Nebraska's game-winning field goal.
- Jackson had a career-high four breakups against Northern Illinois, bettering his previous career high of two breakups in a single game. He has posted two breakups in three additional games this season.
- Jackson is one breakup shy of the top 10 in Nebraska single-season breakups. He is within striking distance of the school record of 17 PBU by DeJuan Groce in 2000. Jackson has 22 career breakups to rank in a tie for 10th on the Nebraska career chart.
- In 2018, Bootle broke up 15 passes and had 39 tackles in his first season as a starter. Bootle helped Nebraska rank 34th nationally in pass efficiency defense.
- Bootle ranked ninth nationally in breakups and 16th nationally in passes defended per game (1.3) in 2018. His 15 pass breakups ranked second on Nebraska's season chart and were the most since Groce's school-record 17 PBU in 2000.
- Bootle has 20 career pass breakups, leaving him just two PBU from the career top 10 list.
- Bootle earned third-team All-Big Ten honors last year, becoming the first Husker cornerback to be honored by the conference in four seasons.

Safety **Cam Taylor-Britt** joins the cornerback tandem as a play-maker in the Nebraska secondary. Taylor-Britt began the season at corner before shifting to safety. He has caused four fumbles this season, the most by a Husker in seven seasons. His four forced fumbles rank fourth in the nation. Taylor also has 38 tackles, four tackles for loss, 1.5 sacks, two interceptions and two pass breakups.

CHARTING THE HUSKERS

CONSECUTIVE HOME SELLOUTS

RK.	SCHOOL	SELLOUTS
1.	Nebraska	373
2.	Notre Dame	272

WINS THE LAST 50 SEASONS

RK.	SCHOOL	WINS
1.	Nebraska	467
	Oklahoma	467
3.	Ohio State	466

WINS THE LAST 40 SEASONS

RK.	SCHOOL	WINS
1.	Ohio State	375
2.	Nebraska	369
3.	Oklahoma	365
4.	Florida State	364

WINS THE LAST 30 SEASONS

RK.	SCHOOL	WINS
1.	Ohio State	293
2.	Florida	279
3.	Florida State	276
4.	Oklahoma	274
5.	Nebraska	266
6.	Georgia	264
7.	Alabama	262
8.	Clemson	259
9.	Virginia Tech	258
10.	Miami	257

9-WIN SEASONS

RK.	SCHOOL	SEASONS
1.	Nebraska	50
2.	Alabama	49
3.	Oklahoma	46

10-WIN SEASONS

RK.	SCHOOL	SEASONS
1.	Oklahoma	39
2.	Alabama	38
3.	Michigan	29
4.	Nebraska	27

WEEKS RANKED IN AP POLL

RK.	SCHOOL	WEEKS
1.	Ohio State	911
2.	Michigan	858
3.	Oklahoma	839
4.	Notre Dame	808
5.	Alabama	800
6.	USC	768
7.	Nebraska	729

WEEKS RANKED NO. 1 IN AP POLL

RK.	SCHOOL	WEEKS
1.	Alabama	123
2.	Ohio State	106
3.	Oklahoma	102
4.	Notre Dame	99
5.	USC	91
6.	Florida State	72
7.	Nebraska	71

WEEKS IN THE AP POLL TOP 10

RK.	SCHOOL	WEEKS
1.	Ohio State	631
2.	Oklahoma	596
3.	Alabama	559
4.	Notre Dame	556
5.	Michigan	521
6.	Nebraska	518

NEBRASKA UNDER FROST

Overall.....	8-12
vs. AP Ranked Teams.....	0-4
vs. AP Top 10 Teams.....	0-2
vs. Unranked Teams.....	8-8
vs. Big Ten Teams	5-9
Home.....	7-5
Road	1-7
Neutral.....	0-0
In August	1-0
In September.....	2-6
In October.....	3-4
In November	2-2
In December.....	0-0
In January	0-0
When Rushing for 200 or More Yards.....	5-4
When Rushing for 300 or More Yards.....	3-1
When Passing for 200 or More Yards	5-8
When Passing for 300 or More Yards	1-2
When NU Player Rushes for 100 Yards	5-3
When NU Has Two 100-Yard Rushers.....	1-1
When NU Player Has 100 yards Receiving	4-4
When Opponent Has 100-Yard Rusher	2-6
When Scoring 35 or More Points	6-0
When Holding Opponent to 10 Point or Less... 4-0	
When Forcing Three or More Turnovers.....	3-1
When Winning Turnover Margin	5-1
When Nebraska Scores First.....	6-5
When Nebraska Leads at Halftime	6-4
When Nebraska Trails at Halftime	2-8
When Nebraska is Tied at Halftime	0-0
Games Decided by 11 Points or More	5-5
Games Decided by 10 Points or Less.....	3-7
Games Decided by 7 Points or Less.....	3-7
Games Decided by 3 Points or Less.....	2-3
Overtime Games	0-2

FROST AS A HEAD COACH

Overall.....	27-19
vs. AP Ranked Teams.....	3-5
vs. AP Top 10 Teams.....	1-2
vs. Unranked Teams.....	24-14
Home.....	17-8
Road	9-10
Neutral.....	1-1
In August	2-0
In September.....	6-8
In October	9-6
In November	8-4
In December.....	1-1
In January	1-0
When Rushing for 200 or More Yards.....	13-5
When Rushing for 300 or More Yards.....	4-1
When Passing for 200 or More Yards	20-13
When Passing for 300 or More Yards	10-3
When Player Rushes for 100 Yards	10-3
When Has Two 100-Yard Rushers	1-1
When Player Has 100 yards Receiving.....	8-7
When Opponent Has 100-Yard Rusher	6-9
When Scoring 35 or More Points	20-0
When Holding Opponent to 10 Point or Less... 8-0	
When Forcing Three or More Turnovers... 13-2	
When Winning Turnover Margin	20-2
When Scoring First	17-10
When Leading at Halftime.....	22-6
When Trailing at Halftime	5-12
When Tied at Halftime	0-1
Games Decided by 11 Points or More	18-9
Games Decided by 10 Points or Less.....	9-9
Games Decided by 7 Points or Less.....	7-10
Games Decided by 3 Points or Less.....	2-4
Overtime Games	1-3

FRESHMEN MAKE IMPACT ON OFFENSIVE LINE

Nebraska, which has no seniors on its offensive line depth chart, has had three freshmen earn playing time on the line this season.

- Redshirt freshman **Cameron Jurgens** has started at center in all eight games. Jurgens is the first freshman (true or redshirt) to start a game at center for Nebraska since the NCAA restored freshmen eligibility in 1972.
- Jurgens, who spent the majority of his redshirt season working at tight end, also became only the sixth freshman offensive lineman (true or redshirt) to start a season opener for Nebraska against South Alabama.
- Redshirt freshman **Will Farniok** also saw playing time at center against South Alabama and Northern Illinois.
- True freshman **Bryce Benhart** is Nebraska's No. 2 right tackle and saw his first action against Northern Illinois.

FRESHMEN OFFENSIVE LINEMEN TO START A HUSKER SEASON OPENER (MODERN ERA)

- Cameron Jurgens, Center (RFr., 2019)
- Nick Gates, Right Tackle (RFr., 2015)
- Tyler Moore, Right Tackle (True Fr., 2011)
- Jeremiah Sirles, Left Tackle (RFr., 2010)
- Marcel Jones, Right Tackle (RFr., 2008)
- Richie Incognito, Left Tackle (RFr., 2002)

FROST IN SECOND SEASON WITH HUSKERS

Scott Frost is in his second season at Nebraska in 2019. The 2017 consensus national coach of the year, Frost boasts a 27-19 career record as a collegiate head coach.

- Although Nebraska finished with a 4-8 record in 2018, five of the eight losses came by a combined 21 points. NU lost five games by five or fewer points, including a trio of three-point defeats. Nebraska won four of its final six games, and the two losses were a five-point loss at an Ohio State team that ended the year ranked No. 3 in the nation and a three-point loss at Iowa. Overall, seven of Nebraska's 12 losses under Frost have been by seven or fewer points.
- In 12 seasons as a full-time assistant or head coach, Frost's teams have posted a 130-37 record, averaging nearly 11 wins per season. Frost has been a part of seven conference championship teams and coached in two national championship games in his 12 seasons.
- Frost's teams have been ranked in the top 15 in 10 of his 12 seasons, including eight final top-10 rankings and six final top-five rankings.

NINE OF 10 ASSISTANTS IN SECOND SEASON WITH HUSKERS

Nine of Nebraska's 10 assistant coaches returned for their second season in 2019, with all nine having coached with **Scott Frost** in each of his four seasons as a head coach.

- Nebraska's nine returning assistant coaches marked its highest number of returning assistants since 2013, when a Husker coaching staff last had zero turnover during the offseason. Nebraska has had at least one coaching change each of the last six seasons.
- The lone new addition to the staff is **Tony Tuioti**, who coaches the Husker defensive line. Tuioti comes to Nebraska after spending the past two seasons at Cal, including the 2018 campaign as the Bears' defensive line coach. Tuioti was also an assistant defensive line coach for two seasons in the NFL with the Cleveland Browns in 2014 and 2015.
- Four of the Huskers' 11 full-time coaches played at Nebraska, including Frost, offensive line coach **Greg Austin**, running backs coach **Ryan Held** and inside linebackers coach **Barrett Ruud**.
- Nebraska's coaching staff has been lauded the past three seasons. In addition to Scott Frost being recognized as the 2017 national coach of the year while at UCF, the Husker staff features a Broyles Award finalist in offensive coordinator **Troy Walters** (2017) and two Broyles Award nominees in defensive coordinator **Erik Chinander** (2016) and quarterbacks coach **Mario Verduzco** (2018). The Broyles Award is presented annually to the nation's top assistant coach.

NEBRASKA FOOTBALL NCAA RECORDS

373

CONSECUTIVE SELLOUTS

108

ACADEMIC ALL-AMERICANS

50

9-WIN SEASONS

ALL-TIME LONGEST STREAKS WITHOUT BEING SHUT OUT

RK.	PLAYER	YEAR BEGAN	YEAR ENDED	GAMES
1.	Florida	1988	Active	392
2.	Michigan	1984	2014	365
3.	BYU	1975	2003	351
4.	TCU	1992	Active	340
5.	Virginia Tech	1995	Active	311
6.	Georgia	1995	Active	310
7.	Air Force	1992	2017	306
8.	Nebraska	1996	Active	303

HUSKER STREAKS CONTINUE IN 2019 SEASON

Nebraska continues a pair of long team streaks in the 2019 season, while a veteran Husker is riding an impressive individual streak.

- The game against Indiana on Oct. 26 marked Nebraska's 373rd consecutive sellout. The sellout streak began in 1962 and is in its 57th year in 2019, and will hit 375 games by season's end.
- Nebraska has scored in 303 consecutive games. The streak is the longest in school history, the eighth-longest in FBS history and the fifth-longest active streak.
- Junior wide receiver **JD Spielman** has a catch in each of his 29 career games. The 29-game streak is the fifth-longest streak in school history.

ROSTER FULL OF YOUTH FOR 2019 HUSKERS

Nebraska features a youthful roster again in 2019, one year after the Huskers' 2018 freshman class made a significant impact.

- Among the 154 players on the Husker roster, 106 are underclassmen, with 78 freshmen and 28 sophomores. Overall, 69 percent of Nebraska's roster is comprised of underclassmen. Additionally, 103 of the 154 players on the roster have been added in Scott Frost's two seasons.

FOUR PLAYERS SERVING AS 2019 TEAM CAPTAINS

Senior linebacker **Mohamed Barry**, senior defensive lineman **Darrion Daniels**, junior offensive lineman **Matt Farniok** and sophomore quarterback **Adrian Martinez** are serving as captains in 2019.

- Farniok's selection marked the seventh straight year an offensive lineman has served as captain.
- Martinez becomes just the second sophomore captain at Nebraska since at least 1930. The only other sophomore to serve as captain since 1930 was quarterback Joe Dailey in 2004.

NEBRASKA RANKS AMONG NATION'S ATTENDANCE LEADERS

Nebraska averaged 89,034 fans over seven home games in 2018 to rank 10th nationally in average attendance. The Huskers were ninth with a total season attendance of 623,240. This season Nebraska is averaging 89,511 fans through five home games.

- The Huskers have ranked in the top-15 nationally in average attendance every season since 2006. Nebraska has ranked in the top-20 nationally in average attendance every year this century.

NEBRASKA'S ATTENDANCE RANKINGS THIS DECADE

YEAR	AVG. ATTEN.	RANK
2018	89,034	10th
2017	89,798	10th
2016	90,200	10th
2015	89,998	11th
2014	91,249	10th
2013	90,933	9th
2012	85,517	12th
2011	85,267	12th
2010	85,664	11th

HUSKER HIGHLIGHTS

1 Nebraska football is the only team in any sport in NCAA history to boast 100 athletic All-Americans and 100 academic All-Americans.

3 Three Huskers have won the Heisman Trophy, all since 1972. Johnny Rodgers won in 1972, Mike Rozier in 1983 and Eric Crouch in 2001.

5 Nebraska has won five national titles: 1970, 1971, 1994, 1995 and 1997. The Huskers rank second with five national titles since 1970.

7 Nebraska ranks seventh in NCAA history with 901 all-time victories. The Huskers are one of only seven teams with 900 all-time wins.

9 NU ranks ninth nationally with a total of 24 former players and coaches (18 players, six coaches) enshrined in the College Football Hall of Fame.

26 Nebraska leads the nation with a former Husker on a Super Bowl roster for 26 consecutive years.

46 NU ranks second in NCAA history with 46 conference titles, including 33 unbeaten conference seasons.

50 Nebraska has won at least nine games in a season 50 times in its 130-year history, an NCAA record for most nine-win seasons.

53 Nebraska ranks third in NCAA history with 53 all-time bowl appearances.

108 Nebraska football has totaled 108 Academic All-Americans, the most of any team in any sport in NCAA history.

338 NU has totaled an NCAA-record 338 Academic All-Americans in all sports.

373 Memorial Stadium has been sold out for an NCAA-record 373 consecutive games dating back to Nov. 3, 1962.

NEBRASKA FOOTBALL RANKINGS

4TH

COACHES POLL TITLES

7TH

ALL-TIME WINS

7TH

AP POLL TITLES

HOME OF THE HUSKERS



Memorial Stadium's history dates back more than 90 years. In the fall of 1922, a drive for \$430,000 in stadium construction funds was undertaken by faculty, students, alumni and friends of the University.

The stadium was named Memorial Stadium to honor all Nebraskans who served in the Civil and Spanish-American Wars; the 751 Nebraskans who died in World War I; the 3,839 in World War II; the 225 in Korea; the 422 in Vietnam; and those in Iraq.

Construction was completed in a few more than 90 working days and Memorial Stadium was dedicated on Oct. 20, 1923, at the Homecoming game in which Nebraska was held to a scoreless tie by Kansas.

The field at Memorial Stadium was named Tom Osborne Field - after the Huskers' legendary Hall-of-Fame coach - in 1998, one year after Osborne's retirement following 25 years and 255 victories as head coach.

TOP 10 HOME CROWDS

RK.	DATE	OPPONENT	ATT.
1.	Sept. 20, 2014	Miami	91,585
2.	Sept. 14, 2013	UCLA	91,471
3.	Aug. 30, 2014	Fla. Atlantic	91,441
4.	Nov. 29, 2013	Iowa	91,260
5.	Sept. 27, 2014	Illinois	91,225
6.	Nov. 22, 2014	Minnesota	91,186
7.	Aug. 31, 2013	Wyoming	91,185
8.	Nov. 2, 2013	Northwestern	91,140
9.	Nov. 1, 2014	Purdue	91,107
10.	Oct. 25, 2014	Rutgers	91,088

TOP 5 SEASON ATTENDANCE

RK.	YEAR	GAMES	TOTAL	AVG.
1.	2014	7	638,744	91,249
2.	2013	8	727,466	90,933
3.	2016	7	631,402	90,200
4.	2015	7	629,986	89,998
5.	2017	7	628,583	89,798

LONGEST HOME WIN STREAKS

RK.	BEGAN	ENDED	WINS
1.	Oct. 19, 1991	Oct. 31, 1998	47
2.	Sept. 28, 1901	Oct. 20, 1906	33
3.	Nov. 27, 1998	Nov. 2, 2002	26
4.	Sept. 27, 1969	Nov. 23, 1972	23
5.	Oct. 3, 1981	Nov. 17, 1984	21

All streaks at Memorial Stadium, except for the 33-game streak from 1901 to 1906.

RECORD SELLOUT STREAK CONTINUES

Nebraska has sold out every game at Memorial Stadium since Nov. 3, 1962, an NCAA-record streak of 373 consecutive sellouts (includes Indiana), 101 more than second-place Notre Dame. NU is 312-61 (.836) during the streak and overall attendance during the streak is more than 28 million fans.

LONGEST SELLOUT STREAKS IN NCAA HISTORY

RK.	SCHOOL	SELLOUTS
1.	Nebraska	373
2.	Notre Dame	272

HUSKERS OWN BIG HOME-FIELD ADVANTAGE

Nebraska has won at least six home games in 24 of the past 32 seasons. Nebraska is 178-38 (.824) at home over the last 30 seasons.

- Since 1970, Nebraska has posted 41 perfect home seasons.
- The Huskers are 547-157-20 all-time in Lincoln (.769 in 130 years).
- Nebraska is 422-134-13 in Memorial Stadium (.753 in 96 years dating back to 1923).

NEBRASKA AMONG TOP ALL-TIME PROGRAMS

Nebraska is playing its 130th season of football in 2019, and the Huskers boast a 901-392-40 all-time record (.691) in 1,333 games. The Huskers rank seventh all-time with 901 wins and are one of seven programs with 900 or more wins and one of 12 programs with more than 800 all-time victories.

- Nebraska joined the 900-win club at Illinois on Sept. 21, joining Michigan, Ohio State, Texas and Alabama in that club. Notre Dame and Oklahoma joined the elite club on Sept. 28.
- Since 1970, Nebraska owns a 467-150-5 record (.755), and the Huskers are the nation's wins leader over the last 50 years.
- NU boasts 27 10-win seasons in school history, including 24 since 1970. The Huskers also have 12 seasons with 11 or more wins, seven seasons with 12 or more wins and three 13-win seasons.
- The Huskers own 50 nine-win seasons, an NCAA record. Forty-two of those nine-win seasons have come since 1970 and 48 since 1962, 13 more than any other school.
- Nebraska was the first team in NCAA history to win 100 games in consecutive decades, leading the nation with 103 wins in the 1980s and ranking second with 108 wins in the 1990s.

NEBRASKA NO. 2 IN CONFERENCE TITLES

Nebraska is one of only five schools in NCAA history that has won at least 40 conference championships, ranking second all-time with 46 conference titles. In 36 seasons (1962-97) under Hall-of-Fame coaches Bob Devaney (8) and Tom Osborne (13), the Huskers won 21 conference titles.

MOST CONFERENCE TITLES

RK.	TEAM	TOTAL
1.	Oklahoma	48
2.	Nebraska	46
3.	Michigan	42
4.	Ohio State	40
	USC	40

HUSKERS RANK HIGH IN NATIONAL CHAMPIONSHIPS

Nebraska has won five national championships, including three outright titles (1971, 1994, 1995) and two shared championships (1970, 1997). In 1970, Nebraska was awarded the Associated Press national title, but was No. 3 in the coaches' poll behind No. 1 Texas and No. 2 Ohio State, both of whom lost their bowl games (the coaches' poll was voted on before bowl games). In 1997, undefeated Nebraska was voted No. 1 in the coaches' poll, while undefeated Michigan was No. 1 in the AP poll.

- Nebraska's four AP national championships rank seventh all-time.
- The Huskers' four coaches' poll national championships rank fourth all-time.

NEBRASKA ALSO EXCELS IN THE CLASSROOM

Nebraska's rich tradition is not limited to the field, as the Huskers have been outstanding in the classroom as well.

- Nebraska owns the NCAA record with 338 CoSIDA Academic All-Americans across all sports.
- Husker football has produced 108 CoSIDA Academic All-Americans, the most of any single sport in NCAA history.
- Nebraska owns the NCAA record with 17 NCAA Top 10 Award Winners, which is considered the "Heisman Trophy" of academics.
- Nebraska football has produced nine NCAA Top 10 Award winners, the most of any single team in NCAA history.
- Nebraska recorded an all-time high in the NCAA Graduation Success Rate numbers released on Wednesday, Oct. 16. Nebraska's all-sports GSR rate of 93 percent marked the seventh consecutive year the Huskers GSR rate has improved.

NEBRASKA UNVEILS 'GO BIG' PROJECT

On Friday, Sept. 27 the University of Nebraska announced plans to embark on construction of a new athletic facility housing the Nebraska football program. The 'Go Big' project will provide Nebraska Athletics with a facility that will be the largest of its kind in the country.

- The new athletic complex will be approximately 350,000 square feet and will be constructed east and north of Memorial Stadium and will blend naturally into the University of Nebraska's flagship campus. The facility will be convenient and beneficial for all 600-plus Husker student-athletes, and help Nebraska provide the most comprehensive student-athlete experience in the country.



- Groundbreaking is expected to occur in the spring/summer of 2020 with completion of the new complex scheduled for the summer of 2022. The \$155 million project will link the new facility with Memorial Stadium and will also improve the fan experience at Memorial Stadium. Construction will include new vertical transportation for fans entering and exiting the North Stadium.
- The facility will provide the football program with a new locker room, strength and conditioning center, athletic medicine facility, equipment room, meeting rooms, coaches' offices and an additional outdoor practice facility. Plans for the building also include the training table and academic support facilities for student-athletes across all 24 Nebraska sports.
- The last major facility construction for the Nebraska football program was completed in 2006 with the opening of the Tom and Nancy Osborne Athletic Complex. Since that time, every Big Ten school has opened new football facilities or are in the planning stages of constructing a new facility.
- The current football facilities were built to accommodate a roster of approximately 125 players. Nebraska's 2019 roster has more than 150 student-athletes creating a need for an expanded locker room, weight room, athletic medicine and meeting spaces. Nebraska owns the largest roster in the Power Five ranks this season and trails only the service academies among FBS schools.

NEBRASKA FOOTBALL FACTS

HISTORY

Season of Football.....	130th
All-Time Games Played.....	1,333
National Ranking in All-Time Wins.....	5th
All-Time Bowl Appearances.....	53
National Ranking in Bowl Appearances....	3rd

CHAMPIONSHIPS

National Championships.....	5
Back-to-Back National Championships.....	2
Undefeated Seasons.....	11
Perfect Seasons.....	9
Conference Championships.....	46

RECORD BREAKDOWN

All-Time Record.....	901-392-40 (.691)
All-Time Bowl Record.....	26-27 (.491)
Home Games.....	547-157-20 (.769)
Memorial Stadium.....	422-134-13 (.753)
Record in August.....	14-0-0 (1.000)
Record in September.....	179-49-6 (.778)
Record in October.....	364-146-19 (.706)
Record in November.....	307-162-15 (.650)
Record in December.....	22-14-0 (.611)
Record in January.....	14-21-0 (.400)
Record in February.....	1-0-0 (1.000)
In Overtime.....	8-5
At Night.....	99-44-3
When Scoring 35+ Points.....	371-9
When Allowing 10 Points or Less.....	256-7-1
vs. Big Ten Teams.....	120-101-10
» In Big Ten Play (since 2011).....	39-34
» Home.....	22-14
» Away.....	17-18
» Neutral.....	0-1
vs. Ranked Teams.....	104-132-3
» Home.....	50-41-0
» Away.....	29-67-3
» Neutral.....	25-24-0
» as No. 1 Team.....	46-7-1

STREAKS

Consecutive Games Scoring a Point.....	303
Consecutive Home Games Scoring a Point...	339
Consecutive Home Sellouts.....	373
Record in Sellout Streak.....	312-61
» vs. Ranked Teams.....	45-30

INDIVIDUAL HONORS

College Football Hall of Fame Players.....	18
College Football Hall of Fame Coaches.....	6
First-Team All-Americans.....	110
Unanimous All-Americans.....	54
CoSIDA Academic All-Americans*.....	108
NCAA Top Ten Award Winners*.....	9
Heisman Trophy Winners.....	3
Walter Camp Award Winners.....	3
Maxwell Trophy Winners.....	1
Outland Trophy Winners*.....	9
Lombardi Trophy Winners.....	5
Butkus Award Winners.....	1
Johnny Unitas Golden Arm Award Winners..	1
Davey O'Brien Award Winners.....	1
Rimington Award Winners.....	1
Bednarik Award Winners.....	1
Nagurski Trophy Winners.....	1
Retired Jerseys.....	25
First-Team All-Conference Selections.....	519

*Total leads the nation

THE PURDUE BOILERMAKERS (2-6)

PURDUE BOILERMAKERS (2-6)



**HEAD COACH
JEFF BROHM**

- 15-19 (at Purdue)
- 45-29 (Career Record)
- 1-1 vs. Nebraska

2019 SCHEDULE

Aug. 30	at Nevada (L, 31-34)
Sept. 7	Vanderbilt (W, 42-24)
Sept. 14	TCU (L, 13-34)
Sept. 28	Minnesota (L, 31-38)
Oct. 5	at Penn State (L, 7-35)
Oct. 12	Maryland (W, 40-14)
Oct. 19	at Iowa (L, 20-26)
Oct. 26	Illinois (L, 6-24)
Nov. 2	Nebraska
Nov. 9	at Northwestern
Nov. 23	at Wisconsin
Nov. 30	Indiana

Purdue (2-6, 1-4 Big Ten) looks to snap a two-game losing streak after falling to Iowa and Illinois the last two weeks.



Most recently, the Boilermakers lost to the Fighting Illini by a score of 24-6 at home. Purdue went scoreless for three quarters but was able to muster up six points in the fourth quarter to avoid the shutout.

On offense, Jack Plummer and Elijah Sindelar both have nine passing touchdowns for Purdue. David Bell leads the receivers with 653 yards and four touchdowns. On the ground, King Doerue has 289 yards and three rushing touchdowns.

On the other side of the ball, Ben Holt leads the team with 79 total tackles, including 44 solo tackles. He also has 1.0 sack and two pass breakups. George Karlaftis has 12.5 of the team's 48 tackles for loss. He also leads the team with 6.0 sacks and has two pass breakups and one interception.

SERIES HISTORY

Nebraska and Purdue have met seven times since 1958 and the Huskers hold a 4-3 advantage over the Boilermakers. Prior to Nebraska joining the Big Ten, the teams had met only once. However, the teams have played every year since 2013. Nebraska has won two of the last three meetings. In 2016, the Huskers beat the Boilermakers in Lincoln 27-14. In 2017, NU tied a school record for largest fourth-quarter comeback. NU trailed early in the fourth quarter 24-12, before rallying for a 25-24 victory capped by a Stanley Morgan Jr. touchdown reception with 14 seconds left. Last season, Adrian Martinez put up his first career 300-yard passing game, but Purdue came out on top, 42-28.

PURDUE FOOTBALL

Purdue has fielded a football team since 1887 and has been a member of the Big Ten conference since 1896. The Boilermakers have won eight Big Ten Championships, most recently in 2000.

Purdue has a Bowl Record of 10-9 and has produced 21 Consensus All-Americans and 170 First-Team All-Big Ten Selections.

- **First Season:** 1887
- **All-Time Record:** 616-573-48
- **Big Ten Titles:** 8
- **National Titles:** 0
- **Stadium:** Ross-Ade Stadium
- **Location:** West Lafayette, Ind
- **Enrollment:** 43,411
- **Conference:** Big Ten
- **Colors:** Old Gold & Black

BOILERMAKER STAT LEADERS

PASSING	CMP-ATT-INT	PCT	YDS	TD
Jack Plummer	120-208-6	57.7	1,363	9
Elijah Sindelar	72-112-3	64.3	978	9
Aidan O'Connell	8-14-0	57.1	69	1

RUSHING	ATT.	YDS	YPC	TD
King Doerue	92	289	3.1	3
Zander Horvath	42	146	3.5	0
Jackson Anthrop	10	54	5.4	0
Tario Fuller	10	29	2.9	0

RECEIVING	REC.	YDS	YPC	TD
David Bell	44	653	14.8	4
Brycen Hopkins	34	441	13.0	3
Jackson Anthrop	30	247	8.2	1
Rondale Moore	29	387	13.3	2
Amad Anderson Jr.	19	262	13.8	2

TACKLES	SOLO	ALL	TFL	SACKS
Ben Holt	44	79	5.0	1.0
Derrick Barnes	27	40	4.5	3.0
George Karlaftis	20	39	12.5	6.0
Navon Mosley	23	35	0.5	0.0

PUNTING	NO.	YDS	AVG.	LG	I20
Brooks Cormier	24	980	40.8	69	4
Zac Collins	24	937	39.0	52	6

FIELD GOALS	MADE	ATT	PCT.	LG
J.D. Dellinger	8	10	80.0	53

STATISTICAL RANKING COMPARISON

NEB	CONF.	NAT.	CATEGORY	NAT.	CONF	PUR
193.6	4th	41st	Rushing Offense	129th	14th	68.6
219.8	9th	80th	Passing Offense	18th	2nd	301.3
413.4	5th	58th	Total Offense	93rd	10th	369.9
26.3	9th	85th	Scoring Offense	100th	11th	23.8
177.3	12th	83rd	Rushing Defense	76th	11th	167.9
223.4	10th	66th	Passing Defense	90th	12th	244.3
400.6	10th	72nd	Total Defense	84th	11th	412.1
27.6	11th	69th	Scoring Defense	74th	11th	28.6
41%	6th	54th	3rd-Down Offense	76th	8th	38%
40%	13th	82th	3rd-Down Defense	39th	7th	34%
68%	14th	126th	Red Zone Offense	20th	4th	92%
88%	12th	108th	Red Zone Defense	50th	6th	81%
39.71	4th	35th	Net Punting	91st	11th	36.91
8.92	4th	53rd	Punt Returns	90th	10th	5.58
52.8	8th	54th	Penalty Yards	6th	2nd	38.0
-0.50	11th	100th	Turnover Margin	122nd	12th	-1.00

NEBRASKA TEAM STATS

RUSHING	PASSING	TOTAL YARDS
NEB 193.6 YDS ●●●●●	219.8 ●●●●●	413.4 YDS ●●●●●
OPP 177.3 YDS ●●●●●	223.4 ●●●●●	400.6 YDS ●●●●●
SCORING	RED ZONE SCORES	3RD-DOWNS
NEB 26.3 PPG ●●●●●	68% ●●●●●	41% ●●●●●
OPP 28.9 PPG ●●●●●	88% ●●●●●	40% ●●●●●

PURDUE TEAM STATS

RUSHING	PASSING	TOTAL YARDS
PUR 68.6 YDS ●●●●●	301.3 YDS ●●●●●	369.9 YDS ●●●●●
OPP 167.9 YDS ●●●●●	244.3 YDS ●●●●●	412.1 YDS ●●●●●
SCORING	RED ZONE SCORES	3RD-DOWNS
PUR 23.8 PPG ●●●●●	92% ●●●●●	38% ●●●●●
OPP 28.6 PPG ●●●●●	81% ●●●●●	34% ●●●●●

2019 NEBRASKA SEASON NOTEBOOK

SCHEDULE NOTES

- Nebraska faces seven teams that made a bowl game in 2018, including three defending conference division champions. The Huskers played both 2018 Big Ten division champs close on the road last fall, suffering a three-point overtime loss at West Division champion Northwestern and a five-point loss at East Division champion Ohio State. NU also faced Northern Illinois, the 2018 MAC East Division champion.

2018 BOWL TEAMS ON SCHEDULE

Sept. 14	Northern Illinois	Boca Raton
Sept. 28	Ohio State	Rose
Oct. 5	Northwestern	Holiday
Oct. 12	at Minnesota	Quick Lane
Nov. 2	at Purdue	Music City
Nov. 16	Wisconsin	Pinstripe
Nov. 29	Iowa	Outback

- Nebraska plays five teams that appeared in the Associated Press top-25 poll at least once last season: Colorado (as high as No.19), Ohio State (as high as No. 2), Northwestern (as high as No. 20), Wisconsin (as high as No. 4) and Iowa (as high as No. 18).
- NU faces four teams with a new head coach in 2019: Colorado (Mel Tucker); Northern Illinois (Thomas Hammock); Ohio State (Ryan Day); and Maryland (Michael Locksley).
- After playing 12 consecutive weeks during the 2018 season, Nebraska has a pair of byes (Oct. 19 and Nov. 9) in 2019. The last time Nebraska had two byes in the same season was in 2014.

COACHING STAFF NOTES

- **Scott Frost** is in his fourth season as a head coach in 2019. Frost is one of four former Husker players to return to the Nebraska sideline as head coach, and he is one of 19 FBS head coaches leading their coach almas in 2019.
- Nebraska's staff also includes former Huskers **Greg Austin** (2003-06), **Ryan Held** (1993-96) and **Barrett Ruud** (2001-04).
- Frost is one of only four FBS head coaches who won a national title as a player. Both Frost (1995 & 1997) and Ryan Held (1994 & 1995) were two-time national champions at Nebraska.
- Frost and nine of his 10 assistant coaches are in their fourth consecutive season working together, including two seasons at UCF.
- The lone new addition to the staff is defensive line coach **Tony Tuioti**, who came to Nebraska after spending the past two seasons at Cal.
- Frost was the consensus choice as the 2017 national coach of the year, while offensive coordinator **Troy Walters** was a finalist for the 2017 Broyles Award. Defensive coordinator **Erik Chinander** was a nominee for the 2016 Broyles Award and quarterbacks coach **Mario Verduzco** was a Broyles Award nominee in 2018.

- Walters, the all-time leading receiver in Pac-12 history, was the 1999 Biletnikoff Award winner as the nation's top receiver. He is the only Biletnikoff Award winner currently coaching in college football.

ROSTER NOTES

- Nebraska's roster features 154 players. NU is believed to have the largest roster of any non-service academy in the country.
- The roster features players from 29 states, including 69 homegrown Huskers.
- Behind Nebraska, the most common states are: Georgia (8), Colorado (7), Florida (7), Texas (6), Arizona (5), California (5), Iowa (5), Missouri (5).
- The roster features 58 newcomers, including 46 true freshmen and 11 transfers including five FBS transfers, four from Power Five programs.
- More than two-thirds of the Husker roster is underclassmen, as 106 of the 154 players are either freshmen or sophomores (69 percent).
- Nebraska has 78 freshmen on its roster, more than the sophomore, junior and senior classes combined. Fifty-one percent of NU's roster is freshmen, the fifth-highest total of any FBS team behind Oklahoma State, UCLA, Virginia Tech and Coastal Carolina, respectively.
- NU's 78 freshmen are the most of any non-service academy team and are six more than the next closest team (Oklahoma State, 72).
- Of the 154 players on the roster, 103 have joined the program since Scott Frost was hired as head coach in December of 2017 (66 percent).
- Nebraska has five sets of brothers on its 2019 roster (Brant & Brig Banks; Damion & Darrion Daniels; Carlos & Khalil Davis; Matt & Will Farniok; and Connor & Corbin Ruth). The five sets of brothers ties Clemson for the most brothers on any FBS roster.

ACADEMIC NOTES

- The Husker football program has produced more CoSIDA Academic All-Americans (108) than any other sport in NCAA history.
- A total of 16 Huskers are playing the 2019 season as graduates. That total ranks fourth in the FBS and leads all Big Ten schools.

HUSKERS WHO HAVE EARNED DEGREES

» Avery Anderson	» Reid Karel
» Fyn Anderson	» Eric Lee Jr.
» Mohamed Barry	» Wyatt Mazour
» Tony Butler	» DaiShon Neal
» Darrion Daniels	» Kanawai Noa
» Carlos Davis	» Jeremiah Stovall
» Khalil Davis	» Chase Urbach
» Austin Hemphill	» Vaha Vainuku

- Nine more Huskers are on track to graduate in December. If that happens, 22 members of the 24-player senior class - and three juniors - will have earned their degrees by bowl season.

HUSKERS IN THE NFL



Nebraska has a long-standing tradition of being one of the leading programs in putting players into the National Football League.

As of Sept. 20, 24 Huskers are currently on NFL rosters. The group is led by four-time All-Pro and five-time Pro Bowl selection Ndamukong Suh, who is in his first season with the Tampa Bay Buccaneers. Linebacker Lavonte David also plays for Tampa Bay and has more than 750 tackles in six NFL seasons. David is a three-time All-Pro.

- Nebraska has had more than 400 players see action in the National Football League.
- Nebraska ranks seventh in NFL Draft history with 359 all-time picks.
- At least one Husker was selected in 56 consecutive NFL Drafts from 1963 to 2017, the fifth-longest streak in NFL history.
- Two or more Huskers were taken in every NFL Draft from 1963 to 2016, the longest such streak in Draft history.
- A former Husker has appeared on a Super Bowl roster for 26 consecutive years, the longest streak in the nation.

PLAYER, POS.	TEAM
Ameer Abdullah, RB	Minnesota Vikings
Freedom Akinmoladun, DE	New York Giants (PS)
Prince Amukamara, DB	Chicago Bears
Rex Burkhead, RB	New England Patriots
Cethan Carter, TE	Cincinnati Bengals
Maliek Collins, DT	Dallas Cowboys
Lavonte David, LB	Tampa Bay Bucs
Quincy Enunwa, WR	New York Jets (IR)
Nick Gates, OL	New York Giants
Nathan Gerry, LB	Philadelphia Eagles
Luke Gifford, LB	Dallas Cowboys
Randy Gregory, DE	Dallas Cowboys
Richie Incognito, OL	Oakland Raiders
Andy Janovich, FB	Denver Broncos
Chris Jones, DB	Arizona Cardinals (PS)
Joshua Kalu, CB	Tennessee Titans
Sam Koch, P	Baltimore Ravens
Alex Lewis, OL	New York Jets
Spencer Long, OL	Buffalo Bills
Brett Maher, K	Dallas Cowboys
Stanley Morgan Jr., WR	Cincinnati Bengals
Devine Ozigbo, RB	Jacksonville Jaguars
Brent Qvale, OL	New York Jets
Ndamukong Suh, DT	Tampa Bay Bucs

COACHING LEDGER

- NEBRASKA (2018-19)**
 - Head Coach (8-12 Record)
- CENTRAL FLORIDA (2016-17)**
 - Head Coach (19-7 Record)
- OREGON (2009-15)**
 - Offensive Coordinator (2013-15)
 - Assistant Coach (WR) (2009-12)
- NORTHERN IOWA (2007-08)**
 - Co-Defensive Coordinator (2008)
 - Assistant Coach (LB) (2007)
- KANSAS STATE (2006)**
 - Graduate Assistant
- NEBRASKA (2002)**
 - Graduate Assistant

YEARLY TEAM RECORDS

YEAR	TEAM (ROLE)	RECORD
2007	Northern Iowa (AC)	12-1
2008	Northern Iowa (DC)	12-3
2009	Oregon (AC)	10-3
2010	Oregon (AC)	12-1
2011	Oregon (AC)	12-2
2012	Oregon (AC)	12-1
2013	Oregon (OC)	11-2
2014	Oregon (OC)	13-2
2015	Oregon (OC)	9-3
2016	UCF (HC)	6-7
2017	UCF (HC)	13-0
2018	Nebraska (HC)	4-8
2019	Nebraska (HC)	4-4
HEAD COACHING RECORD		27-19
OVERALL RECORD		130-37

YEARLY TEAM RANKINGS

YEAR	TEAM (ROLE)	RANK
2007	UNI (AC)	4th
2008	UNI (DC)	4th
2009	Oregon (AC)	11th
2010	Oregon (AC)	3rd
2011	Oregon (AC)	4th
2012	Oregon (AC)	2nd
2013	Oregon (OC)	9th
2014	Oregon (OC)	2nd
2015	Oregon (OC)	14th
2016	UCF (HC)	NR
2017	UCF (HC)	6th
2018	Nebraska (HC)	NR

CONFERENCE TITLES (7)

YEAR	TEAM	CONFERENCE
2007	UNI (AC)	Gateway
2008	UNI (DC)	Missouri Valley
2009	Oregon (AC)	Pac-10
2010	Oregon (AC)	Pac-10
2011	Oregon (AC)	Pac-12
2014	Oregon (OC)	Pac-12
2017	UCF (HC)	American

PLAYING LEDGER

- NATIONAL FOOTBALL LEAGUE**
 - 3rd-Round Pick in 1998 NFL Draft
 - 6-Year NFL Career at Safety
- NEBRASKA (1995-97)**
 - 1995 & 1997 National Champion
 - 24-2 Record as Starting Quarterback
 - 1996 Big 12 Newcomer of the Year
- STANFORD (1993-94)**
 - Two-Way Starter at Quarterback & Safety

HEAD COACH SCOTT FROST



HISTORIC TURNAROUND AT UCF

At UCF, Frost produced the greatest two-year turnaround in college football history, inheriting an 0-12 team and leading the Knights to a 13-0 record just two years later.

- In his first season in 2016, Frost made history as the only first-time head coach in FBS history to make a bowl game with a team that was winless the previous season.
- UCF tied for the national lead with a six-win improvement from the 2015 to 2016 season. The Knights then ranked third nationally after improving by seven wins from the 2016 to 2017 season.
- The Knights' seven-win improvement from 2016 to 2017 ranked 11th in NCAA history and marked just the second time ever a bowl team improved by more than six wins the next season.
- UCF was the American Athletic Conference and Peach Bowl champions and was the only FBS team to go undefeated in 2017.
- Frost called UCF's plays, orchestrating the greatest two-year offensive turnaround in NCAA history. The Knights went from last to fifth in total offense, improving their output by more than 260 yards per game. UCF also went from third-to-last to first in scoring offense, improving by nearly 35 points per game.

13-0 AS A PLAYER & COACH

In his second year as a head coach, Scott Frost guided UCF to a 13-0 record in 2017, when the Knights were the nation's only undefeated team.

- Frost became the fourth coach in FBS history to post a 13-0 record or better in either his first or second season as a head coach. Among that quartet, Frost is the only coach who inherited a team that won fewer than five games, as UCF went 0-12 the year before Frost's arrival.
- Frost is one of only seven active FBS head coaches who has posted a 13-0 season or better, joining Jimbo Fisher, Gary Patterson, Chris Petersen, Nick Saban, Dabo Swinney and Kyle Whittingham.
- Frost also led Nebraska to a 13-0 record and a national title as the Huskers' starting quarterback in 1997. Frost was the first person in NCAA history to be part of a 13-0 season as both a player and a head coach.

NATIONAL COACH OF THE YEAR

Frost was the consensus choice as the 2017 national coach of the year, earning the honor from at least eight different organizations.

- Frost won the 2017 Paul "Bear" Bryant Award as the national coach of the year. He joined Chris Petersen (2006 & 2009, Boise State) as the only coaches in the 32-year history of the award to win the honor while coaching a team outside of a Power Five Conference.
- Frost was also the AP Coach of the Year, becoming the sixth coach to win the award in his first or second season as a head coach.

FROST A TOP OFFENSIVE COACH

For each of the last 10 years, Scott Frost has either been an offensive assistant, offensive coordinator or head coach who calls the offensive plays. During that time, he has consistently proven to be one of the nation's finest offensive coaches.

- In 10 seasons coaching offense, Frost has worked with eight units that finished in the top 10 nationally in scoring, including seven that ranked in the top five.
- Frost has also been a part of seven teams that ranked in the top 10 nationally in total offense the past 10 seasons.

FROST A PROVEN WINNER

Frost is a proven winner. In his 12-year full-time coaching career, Frost's teams have combined for a 130-37 record.

- Frost has averaged nearly 11 wins per season and has been a part of seven 12-win teams.
- He has won seven conference titles in 12 years.
- Frost has coached in two national title games and his teams have finished with a top-10 ranking eight times in the past 12 years.
- In two seasons as UCF's head coach, the Knights were the nation's most improved team in 2016 and were the only FBS team to go undefeated in 2017.
- As a Husker quarterback, Frost was a two-time national champion who helped NU to a 36-2 record, including a 24-2 mark as a starter.
- Frost is one of four active head coaches who won a national title as a player and is the only coach who won multiple national titles.

NEBRASKA ASSISTANT COACHES



TROY WALTERS
OFFENSIVE COORDINATOR
WIDE RECEIVERS

- 2nd Season at Nebraska
- 11th Career Season
- 5th Year as an Offensive Coord.

Walters has coordinated a top-25 offense each of the past two seasons. He led NU to the nation's seventh-best offensive improvement in 2018, one year after Walters coordinated the greatest offensive turnaround in NCAA history at UCF. As a player, Walters is the Pac-12's all-time leading receiver, 1999 Biletnikoff Award winner and eight-year NFL wideout, Walters has produced seven 1,000-yard receivers in his nine years coaching wide receivers.



ERIK CHINANDER
DEFENSIVE COORDINATOR

- 2nd Season at Nebraska
- 17th Career Season
- 4th Year as an Defensive Coord.

Nebraska improved in nearly every statistical category in Chinander's first season. A former NFL assistant, Chinander earned a nomination for the Broyles Award at UCF in 2016, when his defense was the primary reason the Knights qualified for a bowl game one year after a winless campaign. The defense then preserved UCF's perfect season in 2017 with a pair of game-clinching interceptions in the conference championship game and the Peach Bowl.



GREG AUSTIN
OFFENSIVE LINE

- 2nd Season at Nebraska
- 10th Career Season
- 2 Years of NFL Experience

A former All-Big 12 Husker lineman, Austin has coached the offensive line at the Power Five (Oregon, Nebraska) and NFL (Philadelphia) levels. In 2018, NU boasted the No. 2 most-improved rushing attack in the country and had two All-Big Ten picks.



JOVAN DEWITT
OUTSIDE LINEBACKERS
SPECIAL TEAMS COORD.

- 2nd Season at Nebraska
- 21st Career Season
- 9 Years as a Defensive Coord.

Dewitt helped each of NU's outside linebackers post career highs in tackles in 2018. At UCF, Dewitt coached NFL Draft pick and conference defensive player of the year Shaquem Griffin, who had only nine career tackles before Dewitt's arrival.



SEAN BECKTON
TIGHT ENDS

- 2nd Season at Nebraska
- 24th Career Season
- 21 Years of Collegiate Experience

Beckton is a veteran and versatile coach, having developed NFL draft picks at three different positions - cornerback, wide receiver and tight end. Under Beckton, every Husker tight end set career highs in receptions and receiving yards in 2018.



TRAVIS FISHER
DEFENSIVE BACKS

- 2nd Season at Nebraska
- 7th Career Season

Fisher is a rising star following a nine-year NFL career. He helped Mike Hughes become a 2018 first-round draft pick after his only year at UCF. Dicaprio Bootle posted the second-most pass breakups in NU history in 2018, while NU had its most breakups as a team since 2012.



RYAN HELD
RUNNING BACKS

- 2nd Season at Nebraska
- 20th Career Season
- 13 Years as a Head Coach

Held won two national titles as a Husker and two as a coach (Nebraska & Tennessee). He has coached a back ranked in the top 15 in yards per carry each of the last two seasons, after Devine Ozigbo ranked seventh nationally with 7.0 yards per carry in 2018.



BARRETT RUUD
INSIDE LINEBACKERS

- 2nd Season at Nebraska
- 5th Career Season

In 2018, Ruud helped Mo Barry post the most tackles by a Husker since 2012. One of the nation's top young coaches, Ruud is NU's all-time leading tackler, and he posted four straight 100-tackle seasons for the Tampa Bay Buccaneers as part of his eight-year NFL career.



MARIO VERDUZCO
QUARTERBACKS

- 2nd Season at Nebraska
- 43rd Career Season
- 33 Years of Collegiate Experience

Verduzco was a nominee for the Broyles Award in 2018 after Adrian Martinez was the second true freshman in NCAA history to average 200 yards passing and 50 yards rushing. In 2017, UCF's McKenzie Milton ranked second nationally in pass efficiency.



TONY TUIOTI
DEFENSIVE LINE

- 1st Season at Nebraska
- 17th Career Season
- 2 Years of NFL Experience

The lone new addition to Nebraska's full-time staff, Tuioti boasts NFL experience and has coached at two of the six winningest programs in NCAA history (Nebraska and Michigan). Last season at Cal, he helped the Bears rank 15th nationally in total defense.

GAME DAY COACHING SPOTS

SIDELINES

- Scott Frost, Head Coach
- Greg Austin, Defensive Line
- Sean Beckton, Tight Ends
- Erik Chinander, Defensive Coordinator
- Travis Fisher, Defensive Backs
- Ryan Held, Running Backs
- Barrett Ruud, Inside Linebackers

COACHES BOOTH

- Jovan Dewitt, OLBs/Special Teams Coord.
- Tony Tuioti, Defensive Line
- Mario Verduzco, Quarterbacks
- Troy Walters, Offensive Coordinator/WRs

NEBRASKA SUPPORT STAFF

STRENGTH COACHES

- Zach Duval, Head Strength Coach
- Mike Arthur, Assistant Strength Coach
- Jasen Carlson, Assistant Strength Coach
- Dan Millington, Assistant Strength Coach
- Andrew Strop, Assistant Strength Coach

FOOTBALL ADMINISTRATION

- Gerrod Lambrecht, Chief of Staff
- Matt Davison, Associate A.D. - Football
- Andrew Sims, Assoc. Dir. of Football Oper.
- Joni Duff, Football Administrative Assistant

ANALYSTS & QUALITY CONTROL

- Frank Verducci, Senior Offensive Analyst
- Mike Cassano, Offensive Analyst
- Dustin Haines, Offensive Analyst
- Jack Cooper, Defensive Quality Control
- Steve Cooper, Offensive Quality Control
- Zach Crespo, Special Teams Quality Control
- Steve Demeo, Assistant Quality Control

PLAYER PERSONNEL & RECRUITING

- Sean Dillon, Director of Player Personnel
- Ryan Callaghan, Asst. Dir. of Player Personnel
- Ron Brown, Director of Player Development
- Kenny Wilhite, Director of High School Relations
- Trent Mossbrucker, Dir. of Recruiting & Admin.
- Jessica Stinger, Dir. of On Campus Recruiting

GRADUATE ASSISTANTS

- Demeitre Brim
- Colby Ellis
- Ryan Feder
- Tony Washington Jr.

GRADUATE MANAGERS & INTERNS

- Cole Ashby, Graduate Manager
- Sean Beckton Jr., Performance Intern
- Ryan Teifer, Performance Intern

FOOTBALL VIDEO & CREATIVE STAFF

- Matt Haron, Director of Video Technology
- Ryan Voecks, Video Coordinator
- Orah Garst, Dir. of Creative & Engagement
- CJ Campbell, Director of Graphic Design

OTHER STAFF

- Jay Terry, Assistant A.D. - Equipment Operations
- Mark Mayer, Head Football Athletic Trainer
- Dave Ellis, Director of Performance Nutrition

THE LAST TIME AN INDIVIDUAL...

OFFENSE

100 YARDS RUSHING

Nebraska: Adrian Martinez (118), at Illinois (Sept. 21, 2019)
Opponent: Rodney Smith (139), at Minnesota (Oct. 12, 2019)

200 YARDS RUSHING

Nebraska: Ameer Abdullah (225), vs. Rutgers (Oct. 25, 2014)
Opponent: Jonathan Taylor (221), at Wisconsin (Oct. 6, 2018)

300 YARDS RUSHING

Nebraska: Roy Helu Jr. (307), vs. Missouri (Oct. 30, 2010)
Opponent: Melvin Gordon (408), at Wisconsin (Nov. 15, 2014)

4 RUSHING TOUCHDOWNS

Nebraska: Ameer Abdullah (4), at Northwestern (Oct. 18, 2014)
Opponent: Melvin Gordon (4), at Wisconsin (Nov. 15, 2014)

MORE THAN 4 RUSHING TOUCHDOWNS

Nebraska: Calvin Jones (6), at Kansas (Nov. 9, 1991)
Opponent: Chris Brown (6), at Colorado (Nov. 23, 2001)

300 YARDS PASSING

Nebraska: Adrian Martinez (327), at Illinois (Sept. 21, 2019)
Opponent: Peyton Ramsey (351), Indiana (Oct. 26, 2019)

400 YARDS PASSING

Nebraska: Tanner Lee, at Purdue (431), Oct. 28, 2017
Opponent: Clayton Thorson (455), at Northwestern (Oct. 13, 2018)

500 YARDS PASSING

Nebraska: Joe Ganz (510), vs. Kansas State (Nov. 10, 2007)
Opponent: Tim Rattay (590), Louisiana Tech (Aug. 29, 1998)

30 COMPLETIONS

Nebraska: Tanner Lee (32), at Purdue (Oct. 28, 2017)
Opponent: Clayton Thorson (41), at Northwestern (Oct. 13, 2018)

40 COMPLETIONS

Nebraska: Never Happened
Opponent: Clayton Thorson (41), at Northwestern (Oct. 13, 2018)

4 PASSING TOUCHDOWNS

Nebraska: Ryker Fyfe (4), at Purdue (Oct. 31, 2015)
Opponent: J.T. Barrett (5), Ohio St. (Oct. 14, 2017)

MORE THAN 4 PASSING TOUCHDOWNS

Nebraska: Joe Ganz (7), vs. Kansas St. (Nov. 10, 2007)
Opponent: J.T. Barrett (5), Ohio State, Oct. 14, 2017

TD PASS BY A NON-QUARTERBACK

Nebraska: De'Mornay Pierson-El (WR), at Northwestern (Oct. 18, 2014)
Opponent: Tommy Saunders (WR), at Missouri (Oct. 6, 2007)

10 RECEPTIONS

Nebraska: Stanley Morgan Jr. (10), vs. Minnesota (Oct. 20, 2018)
Opponent: Whop Philyor (14), vs. Indiana (Oct. 26, 2019)

100 RECEIVING YARDS

Nebraska: Wan'Dale Robinson (123), vs. Northwestern (Oct. 5, 2019)
Opponent: Whop Philyor (178), vs. Indiana (Oct. 26, 2019)

200 RECEIVING YARDS

Nebraska: JD Spielman (209), at Wisconsin (Oct. 6, 2018)
Opponent: Flynn Nagel (220), at Northwestern (Oct. 13, 2018)

3 RECEIVING TOUCHDOWNS

Nebraska: Brandon Kinnie (3), at Oklahoma State (Oct. 23, 2010)
Opponent: Dezmon Briscoe (3), at Kansas (Nov. 3, 2007)

500 TOTAL OFFENSE YARDS

Nebraska: Joe Ganz (521), at Colorado (Nov. 23, 2007)
Opponent: Tim Rattay (568), Louisiana Tech (Aug. 29, 1998)

LONG OFFENSIVE PLAYS

60-YARD RUN

Nebraska: Maurice Washington (60, TD) vs. No. Illinois (Sept. 14, 2019)
Opponent: Reggie Corbin (66, TD) at Illinois (Sept. 21, 2019)

70-YARD RUN

Nebraska: Taylor Martinez (76, TD) vs. Wisconsin (Dec. 1, 2012)
Opponent: Jonathan Taylor (88, TD), at Wisconsin (Oct. 6, 2018)

80-YARD RUN

Nebraska: Taylor Martinez (92, TD) at UCLA (Sept. 8, 2012)
Opponent: Jonathan Taylor (88, TD), at Wisconsin (Oct. 6, 2018)

90-YARD RUN

Nebraska: Taylor Martinez (92, TD) at UCLA (Sept. 8, 2012)
Opponent: Ell Roberson (91, TD), Kansas St. (Nov. 16, 2002)

60-69 YARD PASS

Nebraska: Martinez to Spielman (65, TD) at Colorado, (Sept. 7, 2019)
Opponent: Morgan to Autman-Bell (69), Minnesota (Oct. 20, 2018)

70-79 YARD PASS

Nebraska: Martinez to Washington (75, TD) at Colorado (Sept. 7, 2019)
Opponent: Beathard to McCarron (77, TD), at Iowa (Nov. 25, 2016)

80-89 YARD PASS

Nebraska: Lee to Morgan Jr. (80, TD) vs. Wisconsin (Oct. 7, 2017)
Opponent: Blough to Yancey (88, TD), Purdue (Oct. 22, 2016)

90-99 YARD PASS

Nebraska: Armstrong Jr. to Enunwa (99, TD) vs. Georgia (Jan. 1, 2014)
Opponent: Montez to Nixon (96, TD) at Colorado (Sept. 7, 2019)

DEFENSE

10 TACKLES

Nebraska: M. Barry (11), C. Miller (10), M. Dismuke (10), at Minnesota (Oct. 12, 2019)
Opponent: 2 players vs. Indiana, (Oct. 26, 2019)

20 TACKLES

Nebraska: Lee Kunz (23), at Oklahoma (Nov. 25, 1977)
Opponent: Michael Boley (20), Southern Miss (Sept. 11, 2004)

3.0 OR MORE SACKS

Nebraska: Randy Gregory (3.0), at Michigan (Nov. 9, 2013)
Opponent: Mustaf Johnson (3.0), at Colorado (Sept. 7, 2019)

5 OR MORE TFLs

Nebraska: Cianté Evans (5), vs. Northwestern (Nov. 2, 2013)
Opponent: Gelen Robinson (6), at Purdue (Oct. 28, 2017)

5 PASS BREAKUPS

Nebraska: Dicaprio Bootle (5), at Michigan (Sept. 22, 2018)
Opponent: Never Happened

2 INTERCEPTIONS

Nebraska: Eric Lee Jr. (2), vs. South Alabama (Aug. 31, 2019)
Opponent: Jeff Okudah (2), vs. Ohio State (Sept. 28, 2019)

MORE THAN 2 INTERCEPTIONS

Nebraska: Matt O'Hanlon (3), vs. Oklahoma (Nov. 7, 2009)
Opponent: Anthony Brown (3), at Purdue (Oct. 31, 2015)

RETURNED AN INTERCEPTION FOR A TOUCHDOWN

Nebraska: Eric Lee Jr. (38 yards) vs. South Alabama (Aug. 31, 2019)
Opponent: Chris Orr (78 yards), Wisconsin (Oct. 7, 2017)

RETURNED A FUMBLE FOR A TOUCHDOWN

Nebraska: Alex Davis (0 yards) vs. South Alabama (Aug. 31, 2019)
Opponent: Earnest Brown IV (10 yards), at Northwestern (Oct. 13, 2018)

SPECIAL TEAMS**PUNT RETURN TOUCHDOWN**

Nebraska: JD Spielman (76 yds), vs. South Alabama (Aug. 31, 2019)
Opponent: Donovan Peoples-Jones (60), at Michigan (Sept. 22, 2018)

KICKOFF RETURN TOUCHDOWN

Nebraska: JD Spielman (99 yds), vs. Arkansas St. (Sept. 2, 2017)
Opponent: Rodney Smith (100 yds), at Minnesota (Nov. 21, 2017)

BLOCKED PUNT

Nebraska: Isaiah Stalbird (1), vs. Northern Illinois (Sept. 14, 2019)
Opponent: Keandre Jones (1), Ohio St. (Nov. 3, 2018)

BLOCKED PUNT RETURNED FOR TOUCHDOWN

Nebraska: Justin Blatchford (25 yds), at Baylor (Oct. 31, 2009)
Opponent: Darren Rus (20 yds), Kansas (Nov. 5, 2005)

BLOCKED PUNT FOR A SAFETY

Nebraska: Marquel Dismuke (1) vs. Illinois (Nov. 10, 2018)
Opponent: Keandre Jones (1), Ohio St. (Nov. 3, 2018)

BLOCKED FIELD GOAL

Nebraska: Randy Gregory (1) vs. Minnesota (Nov. 22, 2014)
Opponent: Jalen McKie (1), Northern Illinois (Sept. 14, 2019)

BLOCKED FG RETURNED FOR TOUCHDOWN

Nebraska: Nathan Gerry (85 yds) vs. Minnesota (Nov. 22, 2014)
Opponent: Never Happened

THE LAST TIME A TEAM...**OFFENSE****300 YARDS RUSHING**

Nebraska: at Illinois, Sept. 21, 2019 (346)
Opponent: at Minnesota, Oct. 12, 2019 (322)

400 YARDS RUSHING

Nebraska: vs. Illinois, Sept. 27, 2014 (458)
Opponent: at Minnesota, Nov. 11, 2017 (409)

500 YARDS RUSHING

Nebraska: at Baylor, Oct. 13, 2001 (641)
Opponent: at Wisconsin, Nov. 15, 2014 (581)

300 YARDS PASSING

Nebraska: at Illinois, Sept. 21, 2019 (327)
Opponent: Indiana, Oct. 26, 2019 (351)

400 YARDS PASSING

Nebraska: at Wisconsin, Oct. 6, 2018 (407)
Opponent: Arkansas State, Sept. 2, 2017 (415)

500 YARDS PASSING

Nebraska: vs. Kansas State, Nov. 10, 2007 (519)
Opponent: Louisiana Tech, Aug. 29, 1998 (590)

600 YARDS OF OFFENSE

Nebraska: at Illinois, Sept. 21, 2019 (673)
Opponent: at Penn State, Nov. 18, 2017 (609)

700 YARDS OF OFFENSE

Nebraska: vs. Florida Atlantic, Aug. 30, 2014 (784 yards)
Opponent: Never accomplished

50 POINTS

Nebraska: vs. Illinois, Nov. 10, 2018 (Nebraska won 54-35)
Opponent: Michigan, Sept. 22, 2018 (Michigan won 56-10)

60 POINTS

Nebraska: vs. Idaho State, Sept. 22, 2012 (Nebraska won, 73-7)
Opponent: at Ohio State, Nov. 5, 2016 (Ohio State won 62-3)

TWO 100-YARD RUSHERS

Nebraska: vs. Minnesota, Oct. 20, 2018 (Ozigbo, Martinez, Washington)
Opponent: at Minnesota, Nov. 11, 2017 (Croft, Smith)

THREE 100-YARD RUSHERS

Nebraska: vs. Minnesota, Oct. 20, 2018 (Ozigbo, Martinez, Washington)
Opponent: Wisconsin, Dec. 1, 2012 (Gordon, Ball, White)

TWO 100-YARD RECEIVERS

Nebraska: at Colorado, Sept. 7, 2019 (Washington, Spielman)
Opponent: Southern Miss, Sept. 26, 2015 (Thomas, Martin)

DEFENSE**POSTED A SHUTOUT**

Nebraska: vs. Arizona, Dec. 30, 2009 (33-0)
Opponent: Arizona State, Sept. 21, 1996 (19-0)

RECORDED A DEFENSIVE SAFETY

Nebraska: vs. Arizona, Dec. 30, 2009 (33-0)
Opponent: Northern Illinois, Sept. 14, 2019 (44-8)

2 DEFENSIVE TOUCHDOWNS

Nebraska: vs. South Alabama, Aug. 31, 2019 (1 IR, 1 fumble return)
Opponent: Northern Illinois, Sept. 16, 2017 (2 interception returns)

4 INTERCEPTIONS

Nebraska: vs. Wyoming, Sept. 10, 2016 (5)
Opponent: Oregon, Sept. 9, 2017 (4)

15 TFLs

Nebraska: at Michigan, Nov. 9, 2013 (16)
Opponent: vs. Oklahoma, Dec. 4, 2010 (17)

7 OR MORE SACKS

Nebraska: vs. Colorado, Sept. 8, 2018 (7)
Opponent: vs. Oklahoma, Dec. 4, 2010 (7)

15 PASS BREAKUPS

Nebraska: Kansas, Oct. 2, 2004 (17)
Opponent: Never Happened

MISCELLANEOUS**SAFETY OF ANY KIND**

Nebraska: Blocked Punt vs. Illinois (Nov. 10, 2018)
Opponent: Tackle for Loss, vs. Northern Illinois (Sept. 14, 2019)

WAS NOT PENALIZED

Nebraska: vs. Maine, Sept. 3, 2005
Opponent: Iowa, Sept. 4, 1999

OVERCAME A HALFTIME DEFICIT TO WIN

Nebraska: at Illinois, Sept. 21, 2019 (trailed, 21-14, won 42-38)
Opponent: Indiana, Oct. 26, 2019 (trailed, 21-16, won 38-31)

WON WHEN TRAILING AFTER 3 QUARTERS

Nebraska: at Illinois, Sept. 21, 2019 (trailed 35-27, won 42-38)
Opponent: Colorado, Sept. 7, 2019 (trailed, 17-7, won 34-31 in OT)

OVERTIME GAME

at Colorado, Sept. 7, 2019 (Colorado won 34-31)

NEBRASKA OVERTIME WIN

at Iowa, Nov. 28, 2014 (Nebraska won 37-34)

NUMERICAL ROSTER

NO.	NAME	POS.
1	Wan'Dale Robinson	WR
2	Adrian Martinez	QB
2	Caleb Tannor	OLB
3	Will Honas	ILB
3	Jamie Nance	WR
4	Avery Anderson	S
4	Keem Green	DL
4	Jaevon McQuitty	WR
5	Demariyon Houston	WR
5	Cam Taylor-Britt	CB
6	Eric Lee Jr.	S
7	Mohamed Barry	ILB
7	Luke McCaffrey	QB
8	Deontai Williams	S
8	Jaron Woodyard	WR
9	DaiShon Neal	DL
9	Kanawai Noa	WR
10	Jackson Hannah	ILB
10	JD Spielman	WR
11	Austin Allen	TE
11	Vaha Vainuku	DL
12	Katerian LeGrone	TE
12	Quinton Newsome	CB
13	Darien Chase	WR
13	JoJo Domann	OLB
14	Rahmir Johnson	RB
14	Brayden Miller	QB
15	Andre Hunt	WR
16	Ethan Cox	CB
16	Noah Vedral	QB
17	Andrew Bunch	QB
17	Braxton Clark	CB
18	Myles Farmer	S
18	Matt Masker	QB
19	Marquel Dismuke	S
19	Mike Williams	WR
21	Lamar Jackson	CB
22	Alex Davis	OLB
22	Miles Jones	WR
23	Dicaprio Bootle	CB
24	Cooper Jewett	RB
24	Jeremiah Stovall	CB
25	Tony Butler	CB
25	Zach Schlager	ILB
25	Ronald Thompkins	RB
26	Dedrick Mills	RB
26	Noa Pola-Gates	S
28	Luke Reimer	ILB
28	Maurice Washington	RB
29	Bennett Folkers	WR
30	Eli Sullivan	S
31	Collin Miller	ILB
31	Zach Weinmaster	RB
32	Pernell Jefferson	OLB
32	Barret Pickering	PK
33	Jaylin Bradley	RB
33	Javin Wright	CB
34	Simon Otte	OLB
35	Moses Bryant	RB
35	Matt Waldoch	PK
36	Christian Banker	WR
36	Reid Karel	S
37	Wyatt Mazour	RB
37	Phalen Sanford	CB
38	Brody Belt	RB
38	Damian Jackson	DL
39	Bradley Bunner	CB
39	Garrett Hustedt	ILB
40	Brian Perez	TE
41	Garrett Snodgrass	ILB
42	Nick Henrich	ILB
43	Tyrin Ferguson	OLB
43	Connor Ruth	RB
44	Garrett Nelson	OLB
45	David Alston	OLB
45	Ty Chaffin	WR

2019 NEBRASKA FOOTBALL ROSTER

NO.	NAME	POS.	HT.	WT.	YR.	HOMETOWN (HIGH SCHOOL/COLLEGE)
11	* Allen, Austin	TE	6-8	250	So.	Aurora, Neb. (Aurora)
45	Alston, David	OLB	6-4	235	RFr.	Saint Paul, Minn. (Woodbury)
4	* Anderson, Avery	S	6-0	195	Sr.	Surprise, Ariz. (Pine Creek [Colo.])
75	Anderson, Fyn	DL	6-3	305	Sr.	Lincoln, Neb. (Southeast)
72	Anderson, Matthew	OL	6-6	255	Fr.	Leesville, La. (Leesville)
50	Archer, Jake	ILB	6-0	215	RFr.	Omaha, Neb. (Skutt Catholic)
98	* Armstrong, Isaac	P/PK	5-11	215	Sr.	Lincoln, Neb. (Kearney/Southwest)
61	Balenger, Mitchell	OL	6-2	305	RFr.	Leonardtown, Md. (Leonardtown/Fork Union Military Academy)
73	Bando, Broc	OL	6-5	310	So.	Lincoln, Neb. (IMG [Fla.] Academy)
36	Banker, Christian	WR	6-0	190	So.	Omaha, Neb. (Skutt Catholic)
74	Banks, Brant	OL	6-7	300	Fr.	Houston, Texas (Westbury Christian)
55	Banks, Brig	LS	6-3	215	So.	Houston, Texas (St. Thomas/Henderson State)
7	*** Barry, Mohamed	ILB	6-1	245	Sr.	Grayson, Ga. (Grayson)
38	Belt, Brody	RB	5-8	185	RFr.	Omaha, Neb. (Millard West)
54	Benhart, Bryce	OL	6-9	295	Fr.	Lakeville, Minn. (Lakeville North)
59	Boerkircher, Ian	OL	6-6	260	RFr.	Aurora, Neb. (Aurora/Nebraska-Kearney)
23	** Bootle, Dicaprio	CB	5-10	195	Jr.	Miami, Fla. (Southridge)
33	* Bradley, Jaylin	RB	6-0	200	So.	Bellevue, Neb. (West)
35	Bryant, Moses	RB	5-11	200	RFr.	Elkhorn, Neb. (South)
85	Bullock, John	OLB	6-1	220	Fr.	Omaha, Neb. (Creighton Prep)
17	* Bunch, Andrew	QB	6-1	215	Jr.	Thompson's Station, Tenn. (Independence/Scottsdale [Ariz.] CC)
39	Bunner, Bradley	CB	6-0	195	So.	Clarkson, Neb. (Clarkson)
25	** Butler, Tony	CB	6-2	220	Jr.	Lakewood, Ohio (St. Edward)
58	Cassidy, Chris	ILB	6-1	225	RFr.	Lincoln, Neb. (Pius X)
45	Chaffin, Ty	WR	6-5	215	Jr.	Burwell, Neb. (Burwell)
13	Chase, Darien	WR	6-1	200	Fr.	Vancouver, Wash. (Union)
17	Clark, Braxton	CB	6-4	210	RFr.	Orlando, Fla. (Dr. Phillips)
16	* Cox, Ethan	CB	5-10	195	So.	Blair, Neb. (Blair)
93	* Daniels, Damion	DL	6-3	340	So.	Dallas, Texas (Bishop Dunne)
79	Daniels, Darrion	DL	6-4	325	Sr.	Dallas, Texas (Bishop Dunne/Oklahoma State)
22	*** Davis, Alex	OLB	6-5	250	Sr.	Riviera Beach, Fla. (Dwyer)
96	*** Davis, Carlos	DL	6-2	320	Sr.	Blue Springs, Mo. (Blue Springs)
94	*** Davis, Khalil	DL	6-2	315	Sr.	Blue Springs, Mo. (Blue Springs)
95	Detlefsen, Grant	P	6-3	210	Fr.	Lincoln, Neb. (Southeast)
19	** Dismuke, Marquel	S	6-2	215	Jr.	Compton, Calif. (Calabasas)
13	** Domann, JoJo	OLB	6-1	235	Jr.	Colorado Springs, Colo. (Pine Creek)
18	Farmer, Myles	S	6-3	205	Fr.	Atlanta, Ga. (Westlake)
71	** Farniok, Matt	OL	6-6	335	Jr.	Sioux Falls, S.D. (Washington)
68	Farniok, Will	OL	6-3	295	RFr.	Sioux Falls, S.D. (Washington)
82	Feist, Colton	DL	6-2	280	RFr.	Yutan, Neb. (Yutan)
43	*** Ferguson, Tyrin	OLB	6-2	230	Sr.	New Orleans, La. (Edna Karr)
29	Folkers, Bennett	WR	6-2	205	RFr.	Gothenburg, Neb. (Gothenburg)
52	Forbes, AJ	OL	6-4	310	RFr.	Bellevue, Neb. (West)
78	Fritzsche, Jimmy	OL	6-7	275	Fr.	Greenville, S.C. (Greenville)
65	*** Gaylord, Christian	OL	6-6	310	Sr.	Baldwin City, Kan. (Baldwin City)
46	Goodwin, John	TE	6-2	255	Fr.	Lincoln, Neb. (Lincoln High)
89	Graham, Jamin	OLB	6-4	240	Fr.	Attalla, Ala. (Etowah)
4	Green, Keem	DL	6-5	315	Jr.	Sumter, S.C. (Sumter/Highland [Kan.] CC)
47	Guzman, Tyson	S	6-3	210	Fr.	Omaha, Neb. (Westside)
10	Hannah, Jackson	ILB	6-3	225	Fr.	Nashville, Tenn. (Montgomery Bell Academy)
93	Heins, Gabe	PK	6-0	185	Fr.	Kearney, Neb. (Kearney)
49	Hemphill, Austin	RB	5-11	225	Sr.	Gretna, Neb. (Gretna)
42	Henrich, Nick	ILB	6-4	220	Fr.	Omaha, Neb. (Burke)
80	Herbek, Jacob	DL	6-5	220	Fr.	Grand Island, Neb. (Central Catholic)
87	Hickman, Chris	TE	6-6	215	Fr.	Omaha, Neb. (Burke)
75	Hixson, Trent	OL	6-4	310	So.	Omaha, Neb. (Skutt Catholic)
89	* Honas, Todd	WR	5-11	210	Jr.	Aurora, Neb. (Aurora)
3	Honas, Will	ILB	6-1	225	Jr.	Wichita, Kan. (Bishop Carroll/Butler [Kan.] CC)
5	Houston, Demariyon	WR	6-0	180	Fr.	Oklahoma City, Okla. (Millwood)
15	Hunt, Andre	WR	6-0	190	RFr.	Palm Dale, Calif. (Paraclete)
70	Huser, Matt	DL	6-5	300	Fr.	Omaha, Neb. (Millard West)
39	Hustedt, Garrett	ILB	6-2	230	Fr.	Omaha, Neb. (Mount Michael Benedictine)
47	Jablonski, Austin	WR	6-2	215	Fr.	Lincoln, Neb. (Pius X)
38	Jackson, Damian	DL	6-2	275	So.	Las Vegas, Nev. (Shadow Ridge)
21	*** Jackson, Lamar	CB	6-3	215	Sr.	Elk Grove, Calif. (Franklin)
76	** Jaimes, Brenden	OL	6-6	300	Jr.	Austin, Texas (Lake Travis)
32	Jefferson, Pernell	OLB	6-2	250	Jr.	New Orleans, La. (Warren Easton)
24	Jewett, Cooper	RB	5-10	190	Fr.	Omaha, Neb. (Elkhorn South)
53	Johnson, Joseph	ILB	6-3	240	RFr.	Gretna, Neb. (Gretna)
14	Johnson, Rahmir	RB	5-10	180	Fr.	Oradell, N.J. (Bergen Catholic)
22	Jones, Miles	WR	5-8	175	RFr.	Miramar, Fla. (American Heritage)
97	Jorgensen, Dylan	PK	5-9	185	Fr.	Lincoln, Neb. (Southwest)
51	Jurgens, Cameron	OL	6-3	285	RFr.	Beatrice, Neb. (Beatrice)
36	** Karel, Reid	S	6-3	215	Sr.	Seward, Neb. (Seward)
48	Krull, Bryson	TE	6-3	250	RFr.	North Platte, Neb. (North Platte)
81	Leader, Nick	OLB	6-1	205	Fr.	Lincoln, Neb. (Southwest)
6	*** Lee Jr., Eric	S	6-0	215	Sr.	Milton, Mass. (Valor Christian [Colo.])
12	LeGrone, Katerian	TE	6-3	245	RFr.	Atlanta, Ga. (The B.E.S.T. Academy)
85	Liewer, Wyatt	WR	6-3	195	RFr.	O'Neil, Neb. (O'Neil)
90	Lingenfelter, Ben	DL	6-4	290	So.	Cherokee, Iowa (Washington)
77	Lynn, Michael	OL	6-6	290	Fr.	Greenwood Village, Colo. (Cherry Hills)
2	* Martinez, Adrian	QB	6-2	225	So.	Fresno, Calif. (Clovis West)
18	Masker, Matt	QB	6-1	225	RFr.	Kearney, Neb. (Kearney Catholic)
37	* Mazour, Wyatt	RB	5-9	200	Sr.	Albion, Neb. (Boone Central)
7	McCaffrey, Luke	QB	6-2	200	Fr.	Highlands Ranch, Colo. (Valor Christian)
48	McCallum, Lane	S/PK	6-2	220	So.	Norfolk, Neb. (Norfolk/Air Force)
59	McCormack, Caden	ILB	6-0	230	Fr.	Lincoln, Neb. (Southwest)
4	* McQuitty, Jaevon	WR	6-0	200	So.	Columbia, Mo. (Battle)
14	Miller, Brayden	QB	6-1	210	Fr.	Kearney, Neb. (Kearney)

31	**	Miller, Collin	ILB	6-3	245	Jr.	Fishers, Ind. (Hamilton Southeastern)
66		Miller, Hunter	OL	6-4	320	So.	Stromsburg, Neb. (Cross County)
26		Mills, Dedrick	RB	5-11	220	Jr.	Waycross, Ga. (Ware County/ Georgia Tech/Garden City [Kan.] CC)
53		Moses, Riley	OL	6-2	305	Fr.	Fairmont, Neb. (Fillmore Central)
94		Mueller, Cade	LS	6-0	230	RFr.	Gretna, Neb. (Gretna)
3		Nance, Jamie	WR	6-0	170	Fr.	Blanchard, Okla. (Blanchard)
9	***	Neal, DaiShon	DL	6-7	310	Sr.	Houston, Texas (Omaha [Neb.] Central)
44		Nelson, Garrett	OLB	6-3	260	Fr.	Scottsbluff, Neb. (Scottsbluff)
52		Newsom, Mosai	DL	6-4	285	Fr.	Waverly, Iowa (Waverly-Shell Rock)
12		Newsome, Quinton	CB	6-2	180	Fr.	Suwanee, Ga. (North Gwinnett)
9		Noa, Kanawai	WR	6-0	200	Sr.	Honolulu, Hawaii (Punahou/California)
67		Nuss, Garrett	OL	6-5	240	Fr.	Sutton, Neb. (Sutton)
34		Otte, Simon	OLB	6-1	205	RFr.	York, Neb. (York)
57		Paup, Jordan	OLB	6-3	245	So.	Central City, Neb. (Central City)
40		Perez, Brian	TE	6-3	265	Jr.	Hartley, Iowa (Hartley-Melvin-Sanborn/Iowa Western CC)
32	*	Pickering, Barret	PK	6-0	200	So.	Birmingham, Ala. (Hoover)
91		Pieper, Cameron	LS	6-3	250	RFr.	Lincoln, Neb. (Southwest)
57		Piper, Ethan	OL	6-4	300	Fr.	Norfolk, Neb. (Norfolk Catholic)
26		Pola-Gates, Noa	S	5-11	175	Fr.	Gilbert, Ariz. (Williams Field)
99		Przystup, William	P/PK	6-4	250	RFr.	Oviedo, Fla. (Oviedo/Michigan State)
82	*	Rafdal, Kurt	TE	6-7	245	So.	Carmel, Ind. (Carmel)
50		Raridon, John	OL	6-4	315	Jr.	West Des Moines, Iowa (Valley)
28		Reimer, Luke	ILB	6-1	220	Fr.	Lincoln, Neb. (North Star)
84		Richter, Eli	DL	6-4	240	Fr.	Kearney, Neb. (Kearney Catholic)
99		Robinson, Ty	DL	6-6	315	Fr.	Gilbert, Ariz. (Higley)
1		Robinson, Wan'Dale	WR	5-10	190	Fr.	Frankfort, Ky. (Western Hills)
98		Rogers, Casey	DL	6-4	300	RFr.	Syracuse, N.Y. (Westhill/Avon[Conn.] Old Farms)
43		Ruth, Connor	RB	5-11	215	RFr.	Malcolm, Neb. (Seward)
46		Ruth, Corbin	RB	6-0	220	So.	Malcolm, Neb. (Seward/Northwest Missouri State)
37		Sanford, Phalen	CB	6-0	190	RFr.	Benkelman, Neb. (Dundee County-Stratton/Hastings College)
25		Schlager, Zach	ILB	6-0	210	RFr.	McCook, Neb. (McCook/Colorado State)
54		Schommer, Ryan	OLB	6-4	250	RFr.	Norfolk, Neb. (Norfolk)
56		Shefke, Collin	OL	6-3	290	RFr.	Lincoln, Neb. (Southwest)
83		Shurtleff, Sam	OLB	6-3	220	Fr.	Watkinsville, Ga. (Oconee County)
70		Sichterman, Matt	OL	6-4	315	So.	Cincinnati, Ohio (Kings)
41		Snodgrass, Garrett	ILB	6-3	225	Fr.	York, Neb. (York)
10	**	Spielman, JD	WR	5-9	180	Jr.	Eden Prairie, Minn. (Eden Prairie)
79		Stafursky, Noah	OL	6-3	330	Fr.	York, Neb. (York)
49		Stalbird, Isaiah	S	6-0	210	RFr.	Kearney, Neb. (Kearney)
95	**	Stille, Ben	DL	6-5	295	Jr.	Ashland, Neb. (Ashland-Greenwood)
86	**	Stoll, Jack	TE	6-4	260	Jr.	Lone Tree, Colo. (Regis Jesuit)
24	**	Stovall, Jeramiah	CB	5-11	200	Sr.	Omaha, Neb. (Creighton Prep)
30	**	Sullivan, Eli	S	6-2	215	Jr.	Longmont, Colo. (Longmont)
2	*	Tannor, Caleb	OLB	6-2	220	So.	Stone Mountain, Ga. (Miller Grove)
5	*	Taylor-Britt, Cam	CB	6-0	215	So.	Montgomery, Ala. (Park Crossing)
97	*	Thomas, Deontae	DL	6-3	295	So.	Mustang, Okla. (Mustang)
25		Thompkins, Ronald	RB	5-11	195	Fr.	Loganville, Ga. (Grayson)
92	*	Urbach, Chase	LS	6-3	215	Sr.	Grosse Pointe, Mich. (South)
11		Vainuku, Vaha	DL	6-3	310	Sr.	Salt Lake City, Utah (East/Utah)
16		Vedral, Noah	QB	6-1	200	So.	Wahoo, Neb. (Bishop Neumann/UCF)
62		Virka, Nick	OL	6-6	255	So.	Morse Bluff, Neb. (North Bend)
83		Vokolek, Travis	TE	6-6	250	Jr.	Springfield, Mo. (Kickapoo/Rutgers)
35		Waldoch, Matt	PK	6-0	170	So.	Geneva, Ill. (Geneva)
55		Walker, Chris	DL	6-6	300	So.	Lincoln, Neb. (East)
90		Walker, Jackson	P	6-4	260	Sr.	Overland Park, Kan. (Blue Valley Northwest/ Coffeyville CC/Johnson County/Kansas)
81	*	Warner, Kade	WR	6-1	210	So.	Scottsdale, Ariz. (Desert Mountain)
28	*	Washington, Maurice	RB	6-1	190	So.	Stockton, Calif. (Trinity[Texas] Christian Academy)
58		Wegener, Josh	OL	6-2	310	Jr.	Algona, Iowa (Algona/Iowa Western CC)
31		Weinmaster, Zach	RB	5-11	190	Fr.	Loveland, Colo. (Loveland)
92		Wildeman, Tate	DL	6-5	290	RFr.	Parker, Colo. (Legend)
8	*	Williams, Deontai	S	6-1	205	Jr.	Jacksonville, Fla. (Trinity Christian Academy/ Jones County [Miss.] CC)
19	*	Williams, Mike	WR	5-10	180	Sr.	Lake City, Fla. (Columbia HS/ Georgia Southern/East Mississippi CC)
56	**	Wilson, Boe	OL	6-3	300	Jr.	Lee's Summit, Mo. (Lee's Summit West)
8	*	Woodyard, Jaron	WR	5-11	185	Sr.	Gaithersburg, Md. (The Avalon School/Arizona Western CC)
33		Wright, Javin	CB	6-3	205	Fr.	Chandler, Ariz. (Hamilton)

Lettermen in Bold; *Indicates Number of Letters Earned

NUMERICAL ROSTER

46	John Goodwin	TE
46	Corbin Ruth	RB
47	Tyson Guzman	S
47	Austin Jablonski	WR
48	Bryson Krull	TE
48	Lane McCallum	S/PK
49	Austin Hemphill	RB
49	Isaiah Stalbird	S
50	Jake Archer	ILB
50	John Raridon	OL
51	Cameron Jurgens	OL
52	AJ Forbes	OL
52	Mosai Newsom	DL
53	Joseph Johnson	ILB
53	Riley Moses	OL
54	Bryce Benhart	OL
54	Ryan Schommer	OLB
55	Brig Banks	LS
55	Chris Walker	DL
56	Collin Shefke	OL
56	Boe Wilson	OL
57	Jordan Paup	OLB
57	Ethan Piper	OL
58	Chris Cassidy	ILB
58	Josh Wegener	OL
59	Ian Boerkircher	OL
59	Caden McCormack	ILB
61	Mitchell Balenger	OL
62	Nick Virka	OL
65	Christian Gaylord	OL
66	Hunter Miller	OL
67	Garrett Nuss	OL
68	Will Farniok	OL
70	Matt Huser	DL
70	Matt Sichterman	OL
71	Matt Farniok	OL
72	Matthew Anderson	OL
73	Broc Bando	OL
74	Brant Banks	OL
75	Fyn Anderson	DL
75	Trent Hixson	OL
76	Brenden Jaimes	OL
77	Michael Lynn	OL
78	Jimmy Fritzsche	OL
79	Darrion Daniels	DL
79	Noah Stafursky	OL
80	Jacob Herbek	DL
81	Nick Leader	OLB
81	Kade Warner	WR
82	Colton Feist	DL
82	Kurt Rafdal	TE
83	Sam Shurtleff	OLB
83	Travis Vokolek	TE
84	Eli Richter	DL
85	John Bullock	OLB
85	Wyatt Liewer	WR
86	Jack Stoll	TE
87	Chris Hickman	TE
89	Jamin Graham	OLB
89	Todd Honas	WR
90	Ben Lingenfelter	DL
90	Jackson Walker	P
91	Cameron Pieper	LS
92	Chase Urbach	LS
92	Tate Wildeman	DL
93	Damon Daniels	DL
93	Gabe Heins	PK
94	Khalil Davis	DL
94	Cade Mueller	LS
95	Grant Detlefsen	P
95	Ben Stille	DL
96	Carlos Davis	DL
97	Dylan Jorgensen	PK
97	Deontae Thomas	DL
98	Isaac Armstrong	P
98	Casey Rogers	DL
99	William Przystup	P/PK
99	Ty Robinson	DL

PRONUNCIATION GUIDE

Ty Chaffin	CHAFF-inn
Khalil Davis	kuh-LEEL
Marquel Dismuke	marr-KELL diss-MUKE
Matt/Will Farniok	far-NEE-uck
Colton Feist	FEAST
Tyson Guzman	GUZZ-mun
Nick Henrich	HEN-rick
Will/Todd Honas	HO-nuss
Brenden Jaimes	HYME-iss
Reid Karel	CARL
Katerian LeGrone	kuh-TARE-ee-un leh-GROAN
Wyatt Liewer	LEE-vurr
Wyatt Mazour	MUH-zoo-er
Dedrick Mills	DEED-rick

DaiShon Neal	DAY-shawn
Kanawai Noa	cun-UH-vy
Simon Otte	OAT-ee
Jordan Paup	POP
Cameron Pieper	PIPE-urr
Will Przystup	PRISS-tup
Kurt Rafdal	RAFF-doll
Ryan Schommer	SHOME-urr
Ben Stille	STILL-ee
Jack Stoll	STOLE
Vaha Vainuku	vye-NEW-koo
Tate Wildeman	WILL-deh-munn
Jaron Woodyard	wood-YARD

CAREER STARTS - OFFENSE

PLAYER	'16	'17	'18	'19	ALL
Jaimes	-	9	12	8	29
M. Farniok	-	4	12	8	24
Noa	1^	9^	6^	7	23
Spielman	-	4	10	8	22
Stoll	-	0	12	8	20
Martinez	-	-	11	6	17
Wilson	-	0	9	8	17
Mills	7*	-	-	3	10
Warner	-	-	7	1	8
Hixson	-	-	0	8	8
Jurgens	-	-	-	8	8
Washington	-	-	2	5	7
M. Williams	-	-	2	1	3
Robinson	-	-	-	3	3
Allen	-	-	0	3	3
Vedral	-	-	0	2	2
Bunch	-	-	1	-	1
Woodyard	-	-	0	1	1

*at Georgia Tech; ^ at Cal

CAREER STARTS - DEFENSE

PLAYER	'16	'17	'18	'19	ALL
C. Davis	4	12	9	8	33
Jackson	1	12	11	8	32
Barry	0	2	12	8	22
Bootle	-	1	12	8	21
Dar. Daniels	0	10*	0	8	18
A. Davis	0	5	4	8	17
Stille	-	1	11	1	13
Dismuke	-	1	0	8	9
Lee Jr.	0	6	1	1	8
Miller	-	0	0	8	8
K. Davis	0	0	0	7	7
Taylor-Britt	-	-	0	7	7
Domann	0	-	2	3	5
Ferguson	-	0	4	-	4
Tannor	-	-	0	4	4
D. Williams	-	-	1	1	2

*at Oklahoma State

CAREER STARTS - SPECIAL TEAMS

PLAYER	'16	'17	'18	'19	ALL
Urbach	0	0	10	8	18
Armstrong	0	0	7	8	15
Pickering	-	-	12	1	13
McCallum	-	-	-	4	4
Przystup	-	-	3*	-	3
Jorgensen	-	-	-	1	1

*at Michigan State

CONSECUTIVE STARTS (MIN. 10)

PLAYER, POSITION	STARTS
Brenden Jaimes, OT	28
Mohamed Barry, ILB	19
Dicaprio Bootle, CB	19
Matt Farniok, OT	19
Jack Stoll, TE	19
Boe Wilson, OG	16

OFFENSIVE DEPTH CHART

WR	10	JD Spielman	5-9	180	Jr.	Eden Prairie, Minn.
	4	Jaevon McQuitty	6-0	200	So.	Columbia, Mo.
	-OR- 8	Jaron Woodyard	5-11	185	Sr.	Gaithersburg, Md.
LT	76	Brenden Jaimes	6-6	300	Jr.	Austin, Texas
	73	Broc Bando	6-5	310	So.	Lincoln, Neb.
LG	75	Trent Hixson	6-4	310	So.	Omaha, Neb.
	50	John Raridon	6-4	315	Jr.	West Des Moines, Iowa
C	51	Cameron Jurgens	6-3	285	RFr.	Beatrice, Neb.
	68	Will Farniok	6-3	295	RFr.	Sioux Falls, S.D.
RG	56	Boe Wilson	6-3	300	Jr.	Lee's Summit, Mo.
	70	Matt Sichterman	6-4	315	So.	Cincinnati, Ohio
RT	71	Matt Farniok	6-6	335	Jr.	Sioux Falls, S.D.
	54	Bryce Benhart	6-9	295	Fr.	Lakeville, Minn.
TE	-OR- 86	Jack Stoll	6-4	260	Jr.	Lone Tree, Colo.
	11	Kurt Allen	6-8	250	So.	Aurora, Neb.
	82	Austin Rafdal	6-7	245	So.	Carmel, Ind.
WR	-OR- 9	Kanawai Noa	6-0	200	Sr.	Honolulu, Hawaii
	-OR- 19	Mike Williams	5-10	180	Sr.	Lake City, Fla.
	13	Darien Chase	6-1	200	Fr.	Vancouver, Wash.
WR	-OR- 1	Wan'Dale Robinson	5-10	190	Fr.	Frankfort, Ky.
	-OR- 81	Kade Warner	6-1	210	So.	Scottsdale, Ariz.
	-OR- 22	Miles Jones	5-8	175	RFr.	Miramar, Fla.
QB	2	Adrian Martinez	6-2	225	So.	Fresno, Calif.
	16	Noah Vedral	6-1	200	So.	Wahoo, Neb.
	7	Luke McCaffrey	6-2	200	Fr.	Highlands Ranch, Colo.
RB	-OR- 26	Dedrick Mills	5-11	220	Jr.	Waycross, Ga.
	-OR- 37	Wyatt Mazour	5-9	200	Sr.	Albion, Neb.
	-OR- 14	Rahmir Johnson	5-10	180	Fr.	Oradell, N.J.
-OR- 38	Brody Belt	5-8	185	RFr.	Omaha, Neb.	

DEFENSIVE DEPTH CHART

DE	96	Carlos Davis	6-2	320	Sr.	Blue Springs, Mo.
	97	Deontre Thomas	6-3	295	So.	Mustang, Okla.
NG	79	Darrion Daniels	6-4	325	Sr.	Dallas, Texas
	93	Damion Daniels	6-3	340	So.	Dallas, Texas
DE	-OR- 94	Khalil Davis	6-2	315	Sr.	Blue Springs, Mo.
	95	Ben Stille	6-5	295	Jr.	Ashland, Neb.
OLB	22	Alex Davis	6-5	250	Sr.	Riviera Beach, Fla.
	43	Tyrin Ferguson	6-2	230	Sr.	New Orleans, La.
ILB	-OR- 31	Collin Miller	6-3	245	Jr.	Fishers, Ind.
	3	Will Honas	6-1	225	Jr.	Wichita, Kan.
ILB	-OR- 7	Mohamed Barry	6-1	245	Sr.	Grayson, Ga.
	53	Joseph Johnson	6-3	240	RFr.	Gretna, Neb.
	-OR- 28	Luke Reimer	6-1	220	Fr.	Lincoln, Neb.
OLB	2	Caleb Tannor	6-2	220	So.	Stone Mountain, Ga.
	44	Garrett Nelson	6-3	260	Fr.	Scottsbluff, Neb.
NICKEL	13	JoJo Domann	6-1	235	Jr.	Colorado Springs, Colo.
	21	Lamar Jackson	6-3	215	Sr.	Elk Grove, Calif.
CB	12	Quinton Newsome	6-2	180	Fr.	Suwanee, Ga.
	25	Tony Butler	6-2	220	Jr.	Lakewood, Ohio
	19	Marquel Dismuke	6-2	215	Jr.	Compton, Calif.
S	49	Isaiah Stalbird	6-0	210	RFr.	Kearney, Neb.
	30	Eli Sullivan	6-2	215	Jr.	Longmont, Colo.
	5	Cam Taylor-Britt	6-0	215	So.	Montgomery, Ala.
S	6	Eric Lee Jr.	6-0	215	Sr.	Milton, Mass.
	36	Reid Karel	6-3	215	Sr.	Seward, Neb.
	23	Dicaprio Bootle	5-10	195	Jr.	Miami, Fla.
CB	17	Braxton Clark	6-4	210	RFr.	Orlando, Fla.

SPECIAL TEAMS DEPTH CHART

PK	32	Barret Pickering	6-0	200	So.	Birmingham, Ala.
	48	Lane McCallum	6-2	220	So.	Norfolk, Neb.
P	98	Isaac Armstrong	5-11	215	Sr.	Lincoln, Neb.
	99	Will Przystup	6-4	250	RFr.	Oviedo, Fla.
H	98	Isaac Armstrong	5-11	215	Sr.	Lincoln, Neb.
	16	Noah Vedral	6-1	200	So.	Wahoo, Neb.
LS	92	Chase Urbach	6-3	215	Sr.	Grosse Pointe, Mich.
	38	Damian Jackson	6-2	275	So.	Las Vegas, Nev.
	94	Cade Mueller	6-0	230	RFr.	Gretna, Neb.
KR	-OR- 1	Wan'Dale Robinson	5-10	190	Fr.	Frankfort, Ky.
	14	Rahmir Johnson	5-10	180	Fr.	Oradell, N.J.
	-OR- 38	Brody Belt	5-8	185	RFr.	Omaha, Neb.
PR	10	JD Spielman	5-9	180	Jr.	Eden Prairie, Minn.
	5	Cam Taylor-Britt	6-0	215	So.	Montgomery, Ala.
	1	Wan'Dale Robinson	5-10	190	Fr.	Frankfort, Ky.

2019 NEBRASKA GAME-BY-GAME STARTERS

OFFENSIVE STARTING LINEUPS

OPPONENT	WR	WR	WR	TE	RT	RG	C	LG	LT	QB	RB	PK
So. Alabama	Spielman	M. Williams	Robinson	Stoll	M. Farniok	Wilson	Jurgens	Hixson	Jaimes	Martinez	Mills	Jorgensen
Colorado	Spielman	Noa	Allen*	Stoll	M. Farniok	Wilson	Jurgens	Hixson	Jaimes	Martinez	Washington	Armstrong
No. Illinois	Spielman	Noa	Robinson	Stoll	M. Farniok	Wilson	Jurgens	Hixson	Jaimes	Martinez	Washington	Armstrong
Illinois	Spielman	Noa	Allen*	Stoll	M. Farniok	Wilson	Jurgens	Hixson	Jaimes	Martinez	Washington	McCallum
Ohio St.	Spielman	Noa	Robinson	Stoll	M. Farniok	Wilson	Jurgens	Hixson	Jaimes	Martinez	Washington	McCallum
Northwestern	Spielman	Noa	Allen*	Stoll	M. Farniok	Wilson	Jurgens	Hixson	Jaimes	Martinez	Mills	McCallum
Minnesota	Spielman	Noa	Woodyard	Stoll	M. Farniok	Wilson	Jurgens	Hixson	Jaimes	Vedral	Washington	McCallum
Indiana	Spielman	Noa	Warner	Stoll	M. Farniok	Wilson	Jurgens	Hixson	Jaimes	Vedral	Mills	Pickering
Purdue												
Wisconsin												
Maryland												
Iowa												

*Nebraska opened with two tight ends

DEFENSIVE STARTING LINEUPS

OPPONENT	DE	NG	DE	OLB	ILB	ILB	OLB	CB	S	S	CB	P
So. Alabama	C. Davis	Dar. Daniels	K. Davis	A. Davis	Miller	Barry	Tannor	Jackson	Dismuke	D. Williams	Bootle	Armstrong
Colorado	C. Davis	Dar. Daniels	K. Davis	A. Davis	Miller	Barry	Taylor-Britt*	Jackson	Dismuke	Lee Jr.	Bootle	Armstrong
No. Illinois	C. Davis	Dar. Daniels	K. Davis	A. Davis	Miller	Barry	Tannor	Jackson	Dismuke	Taylor-Britt	Bootle	Armstrong
Illinois	C. Davis	Dar. Daniels	K. Davis	A. Davis	Miller	Barry	Tannor	Jackson	Dismuke	Taylor-Britt	Bootle	Armstrong
Ohio St.	C. Davis	Dar. Daniels	K. Davis	A. Davis	Miller	Barry	Domann*	Jackson	Dismuke	Taylor-Britt	Bootle	Armstrong
Northwestern	C. Davis	Dar. Daniels	Stille	A. Davis	Miller	Barry	Domann*	Jackson	Dismuke	Taylor-Britt	Bootle	Armstrong
Minnesota	C. Davis	Dar. Daniels	K. Davis	A. Davis	Miller	Barry	Tannor	Jackson	Dismuke	Taylor-Britt	Bootle	Armstrong
Indiana	C. Davis	Dar. Daniels	K. Davis	A. Davis	Miller	Barry	Domann*	Jackson	Dismuke	Taylor-Britt	Bootle	Armstrong
Purdue												
Wisconsin												
Maryland												
Iowa												

*Nebraska opened in a nickel defense

2019 NEBRASKA PLAYER PARTICIPATION

PLAYER, POS.	GP	GS	PLAYER, POS.	GP	GS	PLAYER, POS.	GP	GS
Austin Allen, TE	8	3	Brenden Jaimes, OL	8	8	Matt Sichterman, OL	8	0
Fyn Anderson, DL	2	0	Joseph Johnson, ILB	2	0	JD Spielman, WR	8	8
Isaac Armstrong, P	8	8	Rahmir Johnson, RB	2	0	Isaiah Stalbird, S	8	0
Broc Bando, OL	8	0	Miles Jones, WR	4	0	Ben Stille, DL	8	1
Mohamed Barry, ILB	8	8	Dylan Jorgensen, PK	2	0	Jack Stoll, TE	8	8
Brody Belt, RB	8	0	Cameron Jurgens, OL	8	8	Jeremiah Stovall, CB	8	0
Bryce Benhart, OL	1	0	Reid Karel, S	8	0	Eli Sullivan, S	8	0
Dicaprio Bootle, CB	8	8	Eric Lee Jr., S	8	1	Caleb Tannor, OLB	8	4
Andrew Bunch, QB	1	0	Adrian Martinez, QB	6	6	Cam Taylor-Britt, CB	8	7
Tony Butler, CB	4	0	Wyatt Mazour, RB	7	0	Deontre Thomas, DL	8	0
Chris Cassidy, ILB	1	0	Luke McCaffrey, QB	2	0	Chase Urbach, LS	8	0
Darien Chase, WR	3	0	Lane McCallum, S/PK	5	4	Noah Vedral, QB	5	2
Braxton Clark, CB	8	0	Jaevon McQuitty, WR	3	0	Kade Warner, WR	3	1
Damion Daniels, DL	8	0	Collin Miller, ILB	8	8	Maurice Washington, RB	7	5
Darrion Daniels, DL	8	8	Dedrick Mills, RB	8	3	Deontai Williams, S	1	1
Alex Davis, OLB	8	8	DaiShon Neal, DL	8	0	Mike Williams, WR	8	1
Carlos Davis, DL	8	8	Garrett Nelson, OLB	8	0	Boe Wilson, OL	8	8
Khalil Davis, DL	7	7	Quinton Newsome, CB	6	0	Jaron Woodyard, WR	2	1
Marquel Dismuke, S	8	8	Kanawai Noa, WR	8	7	Javin Wright, CB	1	0
JoJo Domann, OLB	8	3	Simon Otte, OLB	2	0			
Myles Farmer, S	2	0	Barret Pickering, PK	1	1			
Matt Farniok, OL	8	8	Noa Pola-Gates, S	2	0			
Will Farniok, OL	2	0	Will Przystup, P	7	0			
Tyrin Ferguson, OLB	6	0	Kurt Rafdal, TE	4	0			
Keem Green, DL	1	0	John Raridon, OL	1	0			
Chris Hickman, TE	1	0	Luke Reimer, ILB	6	0			
Trent Hixson, OL	8	8	Wan'Dale Robinson, WR/RB	8	3			
Will Honas, ILB	8	0	Casey Rogers, DL	2	0			
Lamar Jackson, CB	8	8	Ryan Schommer, OLB	1	0			



AUSTIN ALLEN

#11

6-8 | 250 | SO. | TE
AURORA, NEB.

CAREER HONORS

- Academic All-Big Ten (2018)
- 4-Time Nebraska Scholar-Athlete Honor Roll
- 2-Time Brook Berringer Citizenship Team
- 2-Time Tom Osborne Citizenship Team

PERSONAL NOTES

- His father Andrew was a Husker walk-on in 1981

SEASON HIGHLIGHTS

- Made his third career catch in the season opener against South Alabama
- Made his first career start at Colorado
- Did not have a catch against Northern Illinois but recovered a fumble on special teams that set up a Husker touchdown
- Also had a tackle to stuff an NIU fake punt attempt
- Made his second career start at Illinois
- Caught a career-high two passes against No. 5 Ohio State
- Started and had a season-long 24-yard catch against Northwestern
- Had the first carry of his career, a two-yard rush on a fake punt, at Minnesota
- Made a nine-yard reception against Indiana

GAME-BY-GAME

OPPONENT	REC.	YDS	TD	LONG
South Alabama	1	8	0	8
at Colorado	0	0	0	-
Northern Illinois	0	0	0	-
at Illinois	0	0	0	-
Ohio State	2	7	0	4
Northwestern	1	24	0	24
at Minnesota	0	0	0	0
Indiana	1	9	0	9
at Purdue				
Wisconsin				
at Maryland				
Iowa				


CAREER RECEIVING STATS

YEAR	G/S	REC.	YDS	Y/R	Y/G	TD
2017						
					Redshirt	
2018	12/0	2	54	27.0	4.5	0
2019	8/3	5	48	9.6	6.0	0
TOTAL	20/3	7	102	14.6	5.1	0

RUSHING: 1 att., 2 yds, 0 TDs

CAREER HIGHS

Receptions	2 vs. Ohio St. (2019)
Receiving Yards	41 at Ohio St. (2018)
Receiving Touchdowns	none
Long Reception	41 at Ohio St. (2018)



ISAAC ARMSTRONG

#98

5-11 | 215 | SR. | P/PK
LINCOLN, NEB.

CAREER HONORS

- Honorable-Mention All-Big Ten (2018)
- Nebraska Scholar-Athlete Honor Roll (Spring 2019)
- Brook Berringer Citizenship Team (2017)
- Tom Osborne Citizenship Team (2017)

CAREER NOTES

- Ranked 2nd in the Big Ten with the 9th-highest punting average in school history in 2018 (43.6)
- Has allowed a total of only 24 return yards in 73 career punts (16 returns; 0.3 return yards per punt; 1.5 yards per return)
- Three of the 16 career punt returns against Armstrong are muffed catches, two of which resulted in Husker fumble recoveries

SEASON HIGHLIGHTS

- Had a career-high three punts inside the 20-yard line against South Alabama
- Averaged 46.2 yards per punt at Colorado with two of his punts downed inside the 20, including one inside the 5-yard line
- Also handled Nebraska's place-kicking duties against Colorado for the first time in his career
- Connected on all four of his PAT attempts and nailed a 26-yarder in his first career attempt
- Averaged 45.3 yards per punt while placing all three of his punts inside the 20 vs. NIU
- Added a career-long 36-yard field goal vs. NIU
- Averaged 46.5 yards on four punts at Illinois
- Punted a career-high 10 times vs. Northwestern and tied his career high with two 50-yard punts and three punts inside the 20-yard line
- Had three more punts downed inside the 20-yard line at Minnesota

PUNTING GAME-BY-GAME

OPPONENT	NO.	AVG	I20	LONG
South Alabama	6	45.5	3	54
at Colorado	5	46.2	2	51
Northern Illinois	3	45.3	3	53
at Illinois	4	46.5	1	58
Ohio State	5	35.2	0	39
Northwestern	10	41.9	3	54
at Minnesota	6	38.5	3	52
Indiana	2	30.0	0	41
at Purdue				
Wisconsin				
at Maryland				
Iowa				

KICKING GAME-BY-GAME

OPPONENT	XP-ATT	FG-ATT	LG	BK	PTS
South Alabama	0-0	0-0	-	0	0
at Colorado	4-4	1-2	26	0	7
Northern Illinois	2-3	1-3	36	2	5
at Illinois	0-0	0-0	-	0	0
Ohio State	0-0	0-0	-	0	0
Northwestern	0-0	0-0	-	0	0
at Minnesota	0-0	0-0	-	0	0
Indiana	0-0	0-0	-	0	0
at Purdue					
Wisconsin					
at Maryland					
Iowa					

CAREER PUNTING STATS

YEAR	NO.	AVG	LG	TB	I20	50+	BLK
2016							
							Redshirt
2017	0	0	0	0	0	0	0
2018	32	43.6	73	3	9	7	1
2019	41	41.8	58	3	15	8	0
TOTAL	73	42.6	73	6	24	15	1

CAREER KICKING STATS

YEAR	G/S	PAT	FG	PCT.	PTS	LG
2016	0/0	0-0	0-0	.000	0	-
2017	0/0	0-0	0-0	.000	0	-
2018	0/0	0-0	0-0	.000	0	-
2019	2/2	6-7	2-5	40.0	12	36
TOTAL	2/2	6-7	2-5	40.0	12	36

KICKOFFS: 2 att., 0 touchbacks

CAREER PUNTING HIGHS

Punts	10 vs. Northwestern (2019)
Average	57.3 vs. Bethune-Cookman (2018)
Inside 20	3 four times
50-Yard Punts	2 five times
Long Punt	73 vs. Bethune-Cookman (2018)

CAREER KICKING HIGHS

Field Goal Attempts	3 vs. No. Illinois (2019)
Field Goals Made	1 twice
Long Field Goal	36 vs. No. Illinois (2019)
Points	7 at Colorado (2019)
PATs	4 at Colorado (2019)

ARMSTRONG RECORD WATCH

CAREER PUNTING AVERAGE

RK.	PLAYER, YEARS	AVG.
1.	Dan Hadenfeldt, 1997-2000	44.54
2.	Sam Koch, 2002-05	44.04
3.	Kyle Larson, 2001-03	43.67
4.	Brett Maher, 2011-12	43.15
5.	Sam Foltz, 2013-15	42.58
6.	Isaac Armstrong, 2017-pres.	42.58



MOHAMED BARRY #7

6-1 | 245 | SR. | ILB
GRAYSON, GA.

CAREER HONORS

- Team Captain (2019)
- 3rd-Team All-Big Ten (2018, Media)
- Honorable-Mention All-Big Ten (2018, Coaches)
- Nebraska Defensive MVP (2018)
- 3-Time Academic All-Big Ten
- 4-Time Nebraska Scholar-Athlete Honor Roll
- 4-Time Brook Berringer Citizenship Team
- 4-Time Tom Osborne Citizenship Team

2019 WATCH LISTS

- Lott IMPACT Trophy Quarterfinalist
- Lott IMPACT Trophy Watch List
- Butkus Award Watch List

PERSONAL NOTES

- Born in Atlanta, moved to Africa when he was 1 and moved back to the U.S. to start kindergarten
- Earned his degree in ethnic studies in May of 2019

CAREER NOTES

- Has started 20 consecutive games
- Has led NU in tackles in 15 of the last 20 games
- 10 career games with double-digit tackles (all since the start of the 2018 season)
- 1 of 12 known Huskers to have 10 or more career games with double-digit tackles
- In 2019, looks to become the 6th Husker with back-to-back 100-tackle seasons
- On pace to become the 12th Husker to be a 4-time academic all-conference selection

SEASON HIGHLIGHTS

- Leads Nebraska and ranks sixth in the Big Ten with 66 tackles
- Tied his career high with 12 tackles against South Alabama
- Posted his first sack of the season and was second on the team with six tackles - all solo stops - at Colorado
- Led NU with 10 tackles against Northern Illinois and also broke up a pass
- Tied for the team lead with eight tackles against No. 5 Ohio State
- Tied for the team lead with eight tackles vs. Northwestern, including his second TFL of the year
- Notched his 200th career tackle against Northwestern
- Led Nebraska with 11 tackles at Minnesota, including one tackle for loss
- Tied for the team lead with six tackles against Indiana

GAME-BY-GAME

OPPONENT	UT-AT-TT	TFL-YD	SACK-YD
South Alabama	6-6-12	0-0	0.0-0
at Colorado	6-0-6	1-7	1.0-7
Northern Illinois	3-7-10	0-0	0.0-0
at Illinois	3-2-5	0-0	0.0-0
Ohio State	1-7-8	0-0	0.0-0
Northwestern	5-3-8	1-3	0.0-0
at Minnesota	6-5-11	1-1	0.0-0
Indiana	5-1-6	1-2	0.0-0
at Purdue			
Wisconsin			
at Maryland			
Iowa			

CAREER TACKLE STATS

YEAR	G/S	UT	AT	TT	TFL-YD	SCK-YD
2015		Redshirt				
2016	13/0	0	6	6	0-0	0.0-0
2017	12/2	15	23	38	1-1	0.0-0
2018	12/12	55	57	112	11-39	2.0-15
2019	8/8	35	31	66	4-13	1.0-7
TOTAL	45/22	105	117	222	16-53	3.0-22

CAREER MISCELLANEOUS STATS

YEAR	FF	FR	PBU	INT	QBH	BLK
2015		Redshirt				
2016	0	1	0	0	0	0
2017	0	0	1	0	0	0
2018	0	0	1	0	5	0
2019	0	0	1	0	1	0
TOTAL	0	1	3	0	6	0

CAREER HIGHS

Tackles	12	twice
TFLs	3	twice
Sacks	1.0	three times
Breakups	1	twice



DICAPRIO BOOTLE #23

5-10 | 195 | JR. | CB
MIAMI, FLA.

CAREER HONORS

- Third-Team All-Big Ten (2018)
- Nebraska Defensive Back of the Year (2018)
- Academic All-Big Ten (2017)
- Nebraska Scholar-Athlete Honor Roll (Fall 2016)
- Brook Berringer Citizenship Team (2018)
- Tom Osborne Citizenship Team (2018)

CAREER NOTES

- Has started 20 consecutive games
- Ranked 2nd in school history with 15 pass breakups in 2018
- Ranked 9th nationally in breakups in 2018 and 16th in passes defended per game (1.3)

SEASON HIGHLIGHTS

- Broke up a pair of passes against South Alabama, his fifth game since the start of last season with multiple pass breakups
- Broke up a third-down pass in the end zone in overtime at Colorado to force a Buff field goal
- Had a season-high six tackles against Indiana, one shy of his career high

GAME-BY-GAME

OPPONENT	UT-AT-TT	TFL-YD	PBU	INT
South Alabama	0-2-2	0-0	2	0
at Colorado	3-0-3	0-0	1	0
Northern Illinois	0-1-1	0-0	0	0
at Illinois	0-0-0	0-0	1	0
Ohio State	0-0-0	0-0	0	0
Northwestern	1-1-2	0-0	1	0
at Minnesota	1-0-1	0-0	0	0
Indiana	3-3-6	0-0	0	0
at Purdue				
Wisconsin				
at Maryland				
Iowa				

CAREER TACKLE STATS

YEAR	G/S	UT	AT	TT	TFL-YD	SCK-YD
2016		Redshirt				
2017	12/1	11	4	15	1-1	0.0-0
2018	12/12	26	13	39	0-0	0.0-0
2019	8/8	8	7	15	0-0	0.0-0
TOTAL	32/21	45	24	69	1-1	0.0-0

CAREER MISCELLANEOUS STATS

YEAR	FF	FR	PBU	INT	QBH	BLK
2016		Redshirt				
2017	0	0	0	0	0	0
2018	1	0	15	0	0	0
2019	0	0	5	0	0	0
TOTAL	1	0	20	0	0	0

CAREER HIGHS

Tackles	7	vs. Purdue (2018)
TFLs	1	vs. Ohio St. (2017)
Sacks		none
Breakups	5	at Michigan (2018)



BRAXTON CLARK #17

6-4 | 210 | RFR. | CB
ORLANDO, FLA.

SEASON HIGHLIGHTS

- Played in every game
- Had a career-high three tackles against Northern Illinois
- Also intercepted the first pass of his career against NIU, setting up a Husker touchdown
- Had his second career multi-tackle game with two stops against Northwestern

GAME-BY-GAME

OPPONENT	UT-AT-TT	TFL-YD	PBU	INT
South Alabama	0-0-0	0-0	0	0
at Colorado	0-0-0	0-0	0	0
Northern Illinois	2-1-3	0-0	0	1
at Illinois	1-0-1	0-0	0	0
Ohio State	0-0-0	0-0	0	0
Northwestern	1-1-2	0-0	0	0
at Minnesota	0-0-0	0-0	0	0
Indiana	0-0-0	0-0	0	0
at Purdue				
Wisconsin				
at Maryland				
Iowa				

CAREER TACKLE STATS

YEAR	G/S	UT	AT	TT	TFL-YD	SCK-YD
2018*	4/0	1	0	1	0-0	0.0-0
2019	8/0	4	2	6	0-0	0.0-0
TOTAL	12/0	5	2	7	0-0	0.0-0

*redshirt season

CAREER MISCELLANEOUS STATS

YEAR	FF	FR	PBU	INT	QBH	BLK
2018	0	0	0	0	0	0
2019	0	0	0	1	0	0
TOTAL	0	0	0	1	0	0

CAREER HIGHS

Tackles	3 vs. Northern Illinois (2019)
TFLs	none
Sacks	none
Breakups	none
Interceptions	1 vs. Northern Illinois (2019)



DAMION DANIELS #93

6-3 | 340 | SO. | DL
DALLAS, TEXAS

CAREER HONORS

- 2-Time Nebraska Scholar-Athlete Honor Roll
- 2-Time Brook Berringer Citizenship Team
- 2-Time Tom Osborne Citizenship Team

PERSONAL NOTES

- His older brother Darrion is a senior defensive lineman for the Huskers
- One of five sets of brothers on 2019 roster

SEASON HIGHLIGHTS

- Had three tackles in the opener against South Alabama, one shy of his career high
- Tied his career high with four tackles against Northern Illinois
- Had three tackles against No. 5 Ohio State

GAME-BY-GAME

OPPONENT	UT-AT-TT	TFL-YD	SACK-YD
South Alabama	1-2-3	0-0	0.0-0
at Colorado	0-0-0	0-0	0.0-0
Northern Illinois	0-4-4	0-0	0.0-0
at Illinois	0-1-1	0-0	0.0-0
Ohio State	2-1-3	0-0	0.0-0
Northwestern	0-0-0	0-0	0.0-0
at Minnesota	0-0-0	0-0	0.0-0
Indiana	0-1-1	0-0	0.0-0
at Purdue			
Wisconsin			
at Maryland			
Iowa			

CAREER TACKLE STATS

YEAR	G/S	UT	AT	TT	TFL-YD	SCK-YD
2017						
2018	12/0	3	9	12	1-1	0.0-0
2019	8/0	3	9	12	0-0	0.0-0
TOTAL	20/0	6	18	24	1-1	0.0-0

CAREER MISCELLANEOUS STATS

YEAR	FF	FR	PBU	INT	QBH	BLK
2017						
2018	0	1	0	0	0	0
2019	0	0	0	0	0	0
TOTAL	0	1	0	0	0	0

CAREER HIGHS

Tackles	4 twice
TFLs	1 vs. Bethune-Cookman (2018)
Sacks	none
Breakups	none



DARRION DANIELS #79

6-4 | 325 | SR. | DL
DALLAS, TEXAS

CAREER HONORS

- Team Captain (2019)
- Nebraska Scholar-Athlete Honor Roll (Spring 2019)

PERSONAL NOTES

- His younger brother Damion is a sophomore defensive lineman for the Huskers
- One of five sets of brothers on 2019 roster
- Earned his degree in marketing from Oklahoma State in December of 2018

CAREER NOTES

- Graduate transfer who played four seasons at Oklahoma State (2015-18), redshirting in 2018 after an injury limited him to four games

SEASON HIGHLIGHTS

- Had four tackles vs. South Alabama
- Career-high two TFLs and 1.5 sacks vs. NIU
- Had his most tackles as a Husker (6), including a TFL, against Northwestern
- Had six tackles again the next week at Minnesota

GAME-BY-GAME

OPPONENT	UT-AT-TT	TFL-YD	SACK-YD
South Alabama	2-2-4	0-0	0.0-0
at Colorado	1-0-1	0-0	0.0-0
Northern Illinois	2-3-5	2-2	1.5-2
at Illinois	1-1-2	0-0	0.0-0
Ohio State	1-2-3	0-0	0.0-0
Northwestern	4-2-6	1-5	0.0-0
at Minnesota	3-3-6	0-0	0.0-0
Indiana	0-0-0	0-0	0.0-0
at Purdue			
Wisconsin			
at Maryland			
Iowa			

CAREER TACKLE STATS

YEAR	G/S	UT	AT	TT	TFL-YD	SCK-YD
2015*	13/0	11	5	16	3-4	0.5-1
2016*	13/0	9	6	15	1-1	0.0-0
2017*	10/10	17	9	26	5-13	0.5-1
2018*^	4/4	4	3	7	1-11	1.0-11
2019	8/8	14	13	27	3-7	1.5-2
TOTAL	48/22	55	36	91	13-36	3.5-15

*at Oklahoma State; ^redshirt season

CAREER MISCELLANEOUS STATS

YEAR	FF	FR	PBU	INT	QBH	BLK
2015	0	0	0	0	1	0
2016	0	0	1	0	1	1
2017	0	0	2	0	2	0
2018*	0	0	0	0	0	0
2019	0	0	0	0	0	0
TOTAL	0	0	3	0	4	1

*redshirt season

CAREER HIGHS

Tackles	8 vs. TCU (2017)*
TFLs	2 vs. Northern Illinois (2019)
Sacks	1.5 vs. Northern Illinois (2019)
Breakups	1 three times*
Blocked PAT	1 vs. Texas (2016)*

*at Oklahoma State



ALEX DAVIS #22

6-5 | 250 | SR. | OLB
RIVIERA BEACH, FLA.

CAREER HONORS

- Nebraska Scout Team Defensive MVP (2015)
- 2-Time Nebraska Scholar-Athlete Honor Roll
- 2-Time Brook Berringer Citizenship Team
- 2-Time Tom Osborne Citizenship Team

SEASON HIGHLIGHTS

- Has started every game
- Made his 10th career start against South Alabama and scored the game's final touchdown with a fumble recovery in the end zone
- Had his first career fumble recovery and first career quarterback hurry vs. South Alabama
- Added another hurry the next week at Colorado, when he tied his career high with two TFLs
- Had a season-high three tackles at Illinois
- Intercepted the first pass of his career against Indiana and also had a career-high two hurries

GAME-BY-GAME

OPPONENT	UT-AT-TT	TFL-YD	SACK-YD
South Alabama	1-0-1	0-0	0.0-0
at Colorado	2-0-2	2-5	0.0-0
Northern Illinois	1-0-1	0-0	0.0-0
at Illinois	2-1-3	0-0	0.0-0
Ohio State	1-1-2	0-0	0.0-0
Northwestern	0-2-2	0-0	0.0-0
at Minnesota	1-2-3	0-0	0.0-0
Indiana	2-0-2	0-0	0.0-0
at Purdue			
Wisconsin			
at Maryland			
Iowa			

CAREER TACKLE STATS

YEAR	G/S	UT	AT	TT	TFL-YD	SCK-YD
2015		Redshirt				
2016	13/0	0	2	2	0-0	0.0-0
2017	12/5	10	7	17	4-11	1.5-5
2018	12/4	1	4	5	0-0	0.0-0
2019	8/8	10	6	16	2-5	0.0-0
TOTAL	45/17	21	19	40	6-16	1.5-5

CAREER MISCELLANEOUS STATS

YEAR	FF	FR	PBU	INT	QBH	BLK
2015	Redshirt					
2016	0	0	0	0	0	0
2017	0	0	0	0	0	0
2018	0	0	0	0	0	0
2019	0	1	0	1	5	0
TOTAL	0	1	0	1	5	0

CAREER HIGHS

Tackles	4 vs. Northwestern (2017)
TFLs	2 twice
Sacks	1.0 at Penn St. (2017)
Breakups	none
Interceptions	1 vs. Indiana (2019)



CARLOS DAVIS #96

6-2 | 320 | SR. | DL
BLUE SPRINGS, MO.

CAREER HONORS

- Honorable-Mention All-Big Ten (2018)
- Honorable-Mention BTN All-Freshman Team (2016)
- 2-Time NCAA All-American in the Discus
- 2-Time Nebraska Scholar-Athlete Honor Roll
- 3-Time Brook Berringer Citizenship Team
- 3-Time Tom Osborne Citizenship Team

PERSONAL NOTES

- Twin brother Khalil - born five minutes after Carlos - is also a Husker defensive lineman
- One of five sets of brothers on 2019 roster
- Earned his degree in child, youth and family studies in August of 2019

CAREER NOTES

- Was an All-American in the discus for the Nebraska track and field team at the 2018 and 2019 NCAA Outdoor Championships
- Was a four-time letterwinner in track and field
- Along with his brother Khalil, on track to become the first Husker to earn eight career letters since Bob Cerv in 1950 and just the 10th overall

SEASON HIGHLIGHTS

- Ranks second on the team - behind his twin brother Khalil - with 2.5 sacks
- Posted four tackles and his second career fumble recovery in the opener against South Alabama
- Tied or set career highs in tackles (6), TFLs (2), sacks (1.5) and breakups (2) vs. Northern Illinois
- Finished with three tackles and had a TFL for the third straight game at Illinois
- Had four tackles in three consecutive Big Ten games (Ohio State, Northwestern, Minnesota)
- Also forced the first fumble of his career at Minnesota

GAME-BY-GAME

OPPONENT	UT-AT-TT	TFL-YD	SACK-YD
South Alabama	2-2-4	0-0	0.0-0
at Colorado	2-0-2	1-12	1.0-12
Northern Illinois	3-3-6	2-15	1.5-15
at Illinois	1-2-3	1-4	0.0-0
Ohio State	2-2-4	0-0	0.0-0
Northwestern	2-2-4	0-0	0.0-0
at Minnesota	3-1-4	0-0	0.0-0
Indiana	0-2-2	0-0	0.0-0
at Purdue			
Wisconsin			
at Maryland			
Iowa			

CAREER TACKLE STATS

YEAR	G/S	UT	AT	TT	TFL-YD	SCK-YD
2015	Redshirt					
2016	13/4	11	13	24	5-25	2.0-24
2017	12/12	17	25	42	4-19	2.5-18
2018	12/9	13	14	27	3-13	1.0-8
2019	8/8	15	14	29	4-29	2.5-27
TOTAL	45/33	56	66	122	16-86	8.0-77

CAREER MISCELLANEOUS STATS

YEAR	FF	FR	PBU	INT	QBH	BLK
2015	Redshirt					
2016	0	0	0	0	3	0
2017	0	0	0	0	6	0
2018	0	1	5	0	1	0
2019	1	1	3	0	1	0
TOTAL	1	2	8	0	11	0

CAREER HIGHS

Tackles	6 three times
TFLs	2 twice
Sacks	1.5 vs. Northern Illinois (2019)
Breakups	2 twice



KHALIL DAVIS #94

6-2 | 315 | SR. | DL
BLUE SPRINGS, MO.

CAREER HONORS

- Honorable-Mention All-Big Ten (2018)
- Nebraska Defensive Lineman of the Year (2018)
- Track & Field All-American (Discus, 2019)
- Nebraska Scholar-Athlete Honor Roll (Spring 2017)
- 3-Time Brook Berringer Citizenship Team
- 3-Time Tom Osborne Citizenship Team

PERSONAL NOTES

- Twin brother Carlos - born five minutes before Khalil - is also a Husker defensive lineman
- One of five sets of brothers on 2019 roster
- Earned his degree in child, youth and family studies in August of 2019

CAREER NOTES

- Was an All-American in the discus for the Nebraska track and field team at the 2019 NCAA Outdoor Championships
- Was a four-time letterwinner in track and field
- Along with his brother Carlos, on track to become the first Husker to earn eight career letters since Bob Cerv in 1950 and just the 10th overall

SEASON HIGHLIGHTS

- Leads Nebraska with 4.0 sacks and is second on the team with seven tackles for loss
- Had three tackles and a sack vs. South Alabama
- Had five solo tackles and tied his career high with two TFLs at Colorado
- Recorded a four-yard sack at Illinois
- Tied his season high with five tackles vs. No. 5 Ohio State
- Also tied his career high with two TFLs against the Buckeyes, including an eight-yard sack
- Missed the Northwestern while serving a one-game suspension from the Big Ten Conference
- Came back to start and record four tackles at Minnesota
- Registered his fourth sack of the year against Indiana

GAME-BY-GAME

OPPONENT	UT-AT-TT	TFL-YD	SACK-YD
South Alabama	2-1-3	1-9	1.0-9
at Colorado	5-0-5	2-9	0.0-0
Northern Illinois	0-1-1	0-0	0.0-0
at Illinois	2-1-3	1-4	1.0-4
Ohio State	4-1-5	2-10	1.0-8
Northwestern	--Did Not Play--		
at Minnesota	2-2-4	0-0	0.0-0
Indiana	1-1-2	1-1	1.0-1
at Purdue			
Wisconsin			
at Maryland			
Iowa			

CAREER TACKLE STATS							
YEAR	G/S	UT	AT	TT	TFL-YD	SCK-YD	
2015							Redshirt
2016	12/0	4	1	5	2-4	0.0-0	
2017	12/0	6	9	15	4-17	2.0-11	
2018	12/0	24	17	41	8-32	3.0-19	
2019	7/7	16	7	23	7-33	4.0-22	
TOTAL	43/7	50	34	84	21-86	9.0-52	

CAREER MISCELLANEOUS STATS						
YEAR	FF	FR	PBU	INT	QBH	BLK
2015						Redshirt
2016	0	0	0	0	0	0
2017	1	0	1	0	2	0
2018	1	1	0	0	4	0
2019	0	0	0	0	0	0
TOTAL	2	1	1	0	6	0

CAREER HIGHS	
Tackles	7 vs. Purdue (2018)
TFLs	2 seven times
Sacks	2.0 vs. Colorado (2018)
Breakups	1 vs. No. Illinois (2017)



MARQUEL DISMUKE #19

6-2 | 215 | JR. | S
COMPTON, CALIF.

CAREER HONORS

- Nebraska Scholar-Athlete Honor Roll (Fall 2006)

SEASON HIGHLIGHTS

- 2nd on the team with a career-high 51 tackles
- Made his second career start vs. South Alabama and had four stops, including his first career TFL
- Was second on the team with six tackles at Colorado, all solo tackles
- Led Nebraska with seven tackles at Illinois
- Broke up the first three passes of his career at Illinois, including breakups on the Illini's third- and fourth-down plays on their final drive with Nebraska clinging to a four-point lead
- Tied for the team lead with eight tackles vs. No. 5 Ohio State
- Had seven tackles and six solo stops vs. Northwestern
- Made a career-high 10 tackles at Minnesota, including his second career TFL
- Tied for the team lead with six tackles against Indiana


GAME-BY-GAME

OPPONENT	UT-AT-TT	TFL-YD	PBU	INT
South Alabama	1-3-4	1-4	0	0
at Colorado	6-0-6	0-0	0	0
Northern Illinois	2-1-3	0-0	0	0
at Illinois	6-1-7	0-0	3	0
Ohio State	4-4-8	0-0	0	0
Northwestern	6-1-7	0-0	0	0
at Minnesota	2-8-10	1-1	0	0
Indiana	5-1-6	0-0	0	0
at Purdue				
Wisconsin				
at Maryland				
Iowa				

CAREER TACKLE STATS							
YEAR	G/S	UT	AT	TT	TFL-YD	SCK-YD	
2016							Redshirt
2017	12/1	20	14	34	0-0	0.0-0	
2018	8/0	8	2	10	0-0	0.0-0	
2019	8/8	32	19	51	2-5	0.0-0	
TOTAL	28/9	60	35	95	2-5	0.0-0	

CAREER MISCELLANEOUS STATS						
YEAR	FF	FR	PBU	INT	QBH	BLK
2016						Redshirt
2017	0	1	0	0	0	0
2018	0	0	0	0	0	1
2019	0	0	3	0	1	0
TOTAL	0	1	3	0	1	1

CAREER HIGHS	
Tackles	10 at Minnesota (2019)
TFLs	1 twice
Sacks	none
Breakups	3 at Illinois (2019)
Blocked Punts	1 vs. Illinois (2018)



JOJO DOMANN #13

6-1 | 235 | JR. | OLB
COLORADO SPRINGS, COLO.

CAREER HONORS

- Academic All-Big Ten (2017)
- 2-Time Nebraska Scholar-Athlete Honor Roll
- 3-Time Brook Berringer Citizenship Team
- 3-Time Tom Osborne Citizenship Team

CAREER NOTES

- Played safety his first two-and-a-half seasons before switching to outside linebacker midway through the 2018 season

SEASON HIGHLIGHTS

- Career highs in tackles (35), TFLs (9) and breakups (3)
- Leads the team lead with nine tackles for loss
- Recorded four tackles against South Alabama, including two TFLs and one pass breakup
- Had six tackles - one shy of his career high - a TFL and a pass breakup against Northern Illinois
- Tied his career high with two TFLs and posted his first sack of the season at Illinois while also forcing his first fumble of the season
- Had a half sack against No. 5 Ohio State
- Had a career-high seven tackles and tied his career high with one breakup and two TFLs vs. Northwestern
- Tied for team lead with six tackles vs. Indiana

GAME-BY-GAME

OPPONENT	UT-AT-TT	TFL-YD	SACK-YD
South Alabama	2-2-4	2-7	0.0-0
at Colorado	2-0-2	0-0	0.0-0
Northern Illinois	4-2-6	1-2	0.0-0
at Illinois	4-1-5	2-11	1.0-10
Ohio State	2-2-4	1-2	0.5-2
Northwestern	5-2-7	2-3	0.0-0
at Minnesota	1-0-1	0-0	0.0-0
Indiana	3-3-6	1-1	0.0-0
at Purdue			
Wisconsin			
at Maryland			
Iowa			

CAREER TACKLE STATS

YEAR	G/S	UT	AT	TT	TFL-YD	SCK-YD
2016	13/0	5	3	8	0-0	0.0-0
2017		Redshirt				
2018	8/2	10	9	19	1-7	1.0-7
2019	8/3	23	12	35	9-26	1.5-12
TOTAL	29/5	38	24	62	10-33	2.5-19

CAREER MISCELLANEOUS STATS

YEAR	FF	FR	PBU	INT	QBH	BLK
2016	1	0	0	0	0	0
2017	Redshirt					
2018	2	1	2	0	0	0
2019	1	0	3	0	1	0
TOTAL	4	1	5	0	1	0

CAREER HIGHS

Tackles	7 twice
TFLs	2 three times
Sacks	1.0 twice
Breakups	1 five times



MATT FARNIOK #71

6-6 | 335 | JR. | OL
SIOUX FALLS, S.D.

CAREER HONORS

- Team Captain (2019)
- 2-Time Academic All-Big Ten
- 6-Time Nebraska Scholar-Athlete Honor Roll
- 2-Time Brook Berringer Citizenship Team
- 2-Time Tom Osborne Citizenship Team

PERSONAL NOTES

- His brother Will is a redshirt freshman offensive lineman for the Huskers
- One of five sets of brothers on 2019 roster

CAREER NOTES

- Has started 20 consecutive games, all at right tackle

SEASON HIGHLIGHTS

- Helped Nebraska total 690 yards at Illinois, NU's highest total in a conference game since 2007
- Helped Nebraska set a school record for completion percentage vs. Indiana (87.0)

CAREER STATS

- **Games:** 27 (7 in 2017; 12 in 2018; 8 in 2019)
- **Starts:** 24 (4 in 2017; 12 in 2018; 8 in 2019)



TRENT HIXSON #75

6-4 | 310 | SO. | OL
OMAHA, NEB.

CAREER HONORS

- Academic All-Big Ten (2018)
- 4-Time Nebraska Scholar-Athlete Honor Roll
- 2-Time Brook Berringer Citizenship Team
- 2-Time Tom Osborne Citizenship Team

PERSONAL NOTES

- Former walk-on was placed on scholarship this season

SEASON HIGHLIGHTS

- Has started every game at left guard
- Earned his first career start in the season opener against South Alabama
- Helped Nebraska total 300 yards rushing and 300 yards passing at Illinois, marking just the second time in program history Nebraska has both passed and rushed for 300 yards in the same game

CAREER STATS

- **Games:** 12 (4 in 2018; 8 in 2019)
- **Starts:** 8 (8 in 2019)



WILL HONAS #3

6-1 | 225 | JR. | ILB
WICHITA, KAN.

CAREER HONORS

- 3-Time Nebraska Scholar-Athlete Honor Roll

PERSONAL NOTES

- His cousin Todd is a junior wide receiver for the Huskers

SEASON HIGHLIGHTS

- Has set career highs in tackles (43), TFLs (5) and sacks (1.0)
- Ranks 4th on the team in tackles
- Returned from a season-ending injury in 2018 to post three tackles against South Alabama, including his first career sack
- Led Nebraska with a career-high nine tackles at Colorado, including a tackle for loss in a second straight game
- Had eight tackles the next week against NIU, including a TFL
- Recorded a career-high two TFLs at Illinois, his fourth straight game with at least one TFL
- Had five tackles against both Ohio State and Northwestern
- Also totaled five tackles vs. Indiana

GAME-BY-GAME

OPPONENT	UT-AT-TT	TFL-YD	SACK-YD
South Alabama	2-1-3	1-7	1.0-7
at Colorado	7-2-9	1-0	0.0-0
Northern Illinois	2-6-8	1-5	0.0-0
at Illinois	2-2-4	2-3	0.0-0
Ohio State	2-3-5	0-0	0.0-0
Northwestern	2-3-5	0-0	0.0-0
at Minnesota	2-2-4	0-0	0.0-0
Indiana	3-2-5	0-0	0.0-0
at Purdue			
Wisconsin			
at Maryland			
Iowa			

CAREER TACKLE STATS

YEAR	G/S	UT	AT	TT	TFL-YD	SCK-YD
2018*	4/0	6	9	15	1-1	0.0-0
2019	8/0	22	21	43	5-15	1.0-7
TOTAL	12/0	28	30	58	6-16	1.0-7

*redshirt season

CAREER MISCELLANEOUS STATS

YEAR	FF	FR	PBU	INT	QBH	BLK
2018*	0	0	0	0	1	0
2019	0	0	0	0	1	0
TOTAL	0	0	0	0	2	0

*redshirt season

CAREER HIGHS

Tackles	9 vs. Colorado (2019)
TFLs	2 at Illinois (2019)
Sacks	1 vs. South Alabama (2019)
Breakups	none



LAMAR JACKSON #21

6-3 | 215 | SR. | CB
ELK GROVE, CALIF.

CAREER HONORS

- Nebraska Scholar-Athlete Honor Roll (Spring 2018)

SEASON HIGHLIGHTS

- 2nd nationally in pass breakups (12)
- 4th nationally in passes defended (14)
- Has set a career high in pass breakups (12) and tied his career high in interceptions (2)
- Forced a fumble and had three tackles, including his second career sack, vs. South Alabama
- Intercepted the third pass of his career at Colorado and also had a pass breakup
- Had a career-high four pass breakups against Northern Illinois, which tied for the most single-game pass breakups in the nation through three weeks
- Broke up two more passes at Illinois and tied his career high with a pair of tackles for loss
- Had two more breakups against No. 5 Ohio State
- Had an interception that set up Nebraska's walk-off field goal against Northwestern
- Made his 100th career tackle vs. Northwestern
- Broke up two passes at Minnesota

GAME-BY-GAME

OPPONENT	UT-AT-TT	TFL-YD	PBU	INT
South Alabama	3-0-3	1-4	0	0
at Colorado	1-0-1	0-0	1	1
Northern Illinois	3-0-3	0-0	4	0
at Illinois	3-0-3	2-5	2	0
Ohio State	3-1-4	0-0	2	0
Northwestern	3-1-4	0-0	0	1
at Minnesota	1-2-3	0-0	2	0
Indiana	3-0-3	0-0	1	0
at Purdue				
Wisconsin				
at Maryland				
Iowa				

CAREER TACKLE STATS

YEAR	G/S	UT	AT	TT	TFL-YD	SCK-YD
2016	13/1	14	3	17	2-14	1.0-11
2017	12/12	27	11	38	0-0	0.0-0
2018	12/11	21	7	28	1-1	0.0-0
2019	8/8	20	4	24	3-9	1.0-4
TOTAL	45/32	82	25	107	6-24	2.0-15

CAREER MISCELLANEOUS STATS

YEAR	FF	FR	PBU	INT	QBH	BLK
2016	0	0	0	0	0	0
2017	0	0	3	0	0	0
2018	1	0	7	2	0	0
2019	1	0	12	2	1	0
TOTAL	2	0	22	4	1	0

CAREER HIGHS

Tackles	8 at Purdue (2017)
TFLs	2 twice
Sacks	1.0 vs. Fresno St. (2016)
Breakups	4 vs. Northern Illinois (2019)
Interceptions	1 four times



BRENDEN JAIMES #76

6-6 | 300 | JR. | OL
AUSTIN, TEXAS

CAREER HONORS

- Honorable-Mention All-Big Ten (2018)
- Honorable-Mention BTN All-Freshman Team (2016)
- 2-Time Nebraska Scholar-Athlete Honor Roll

NEBRASKA RECORDS

- Starts by a True Freshman Offensive Lineman (9)

CAREER NOTES

- Has started 29 consecutive games, the longest active streak of any Husker
- Has started 20 straight games at left tackle
- Became the 11th Husker offensive lineman to play as a true freshman in 2017
- Became the 5th Husker offensive lineman to start a game as a true freshman in 2017
- Started nine games in 2017, nearly matching the total of the four previous Husker true freshmen offensive line starters combined (11 starts)

SEASON HIGHLIGHTS

- Left the Northern Illinois game in the second half (injury) but returned to start the next week
- Helped NU post its most total yards (690 at Illinois) against a conference foe since 2007

CAREER STATS

- **Games:** 29 (9 in 2017; 12 in 2018; 8 in 2019)
- **Starts:** 29 (9 in 2017; 12 in 2018; 8 in 2019)



CAMERON JURGENS #51

6-3 | 285 | RFR. | OL
BEATRICE, NEB.

CAREER HONORS

- 2-Time Nebraska Scholar-Athlete Honor Roll
- Brook Berringer Citizenship Team (2019)
- Tom Osborne Citizenship Team (2019)

CAREER NOTES

- Spent his freshman season at tight end before switching to center in the spring
- By starting the season opener vs. South Alabama, became the first freshman (true or redshirt) to start a game at center for Nebraska since freshmen regained eligibility in 1972
- 1 of 6 freshmen offensive linemen (true or redshirt) to start a season opener at Nebraska

SEASON HIGHLIGHTS

- Has started every game at center
- Helped Nebraska total 300 yards rushing and passing for the second time ever against Illinois
- Helped Nebraska set a school record for completion percentage vs. Indiana (87.0)

CAREER STATS

- **Games:** 9 (1 in 2018*; 8 in 2019)
- **Starts:** 8 (8 in 2019)

*redshirt season (at tight end)



ERIC LEE JR. #6

6-0 | 215 | SR. | S
MILTON, MASS.

CAREER HONORS

- 3-Time Nebraska Scholar-Athlete Honor Roll
- 3-Time Brook Berringer Citizenship Team
- 3-Time Tom Osborne Citizenship Team

PERSONAL NOTES

- Earned his degree in management in December of 2018

CAREER NOTES

- Was a cornerback his first four seasons before switching to safety during the spring

SEASON HIGHLIGHTS

- Intercepted the first two passes of his career vs. South Alabama, returning his first pick 38 yards for a touchdown
- Also broke up a pass against South Alabama, giving him three passes defended, one more than he posted in his first three years combined
- Started at Colorado and had five solo tackles

GAME-BY-GAME

OPPONENT	UT-AT-TT	TFL-YD	PBU	INT
South Alabama	3-1-4	0-0	1	2
at Colorado	5-0-5	0-0	0	0
Northern Illinois	2-0-2	0-0	0	0
at Illinois	0-0-0	0-0	0	0
Ohio State	1-1-2	0-0	0	0
Northwestern	0-0-0	0-0	0	0
at Minnesota	0-0-0	0-0	0	0
Indiana	0-1-1	0-0	0	0
at Purdue				
Wisconsin				
at Maryland				
Iowa				

CAREER TACKLE STATS


YEAR	G/S	UT	AT	TT	TFL-YD	SCK-YD
2015						
						Redshirt
2016	8/0	1	1	2	1-1	0.0-0
2017	9/6	18	12	30	1-1	0.0-0
2018	9/1	7	6	13	0-0	0.0-0
2019	8/1	11	3	14	0-0	0.0-0
TOTAL	34/8	37	22	59	2-2	0.0-0

CAREER MISCELLANEOUS STATS

YEAR	FF	FR	PBU	INT	QBH	BLK
2015						
						Redshirt
2016	0	0	0	0	0	0
2017	0	0	2	0	0	0
2018	0	0	0	0	0	0
2019	0	0	1	2	0	0
TOTAL	0	0	3	2	0	0

CAREER HIGHS

Tackles	7 vs. Arkansas St. (2017)
TFLs	1 twice
Sacks	none
Breakups	1 three times
Interceptions	2 vs. South Alabama (2019)



ADRIAN MARTINEZ #2
 6-2 | 225 | SO. | QB
 FRESNO, CALIF.

CAREER HONORS

- Team Captain (2019)
- Freshman All-American (2018)
- Honorable-Mention All-Big Ten (2018)
- National Performer of the Week (2018 vs. Minn.)
- National Freshman of the Week (2018 vs. Colo.)
- 3-Time Big Ten Freshman of the Week (2018)
- NU Outstanding Male Newcomer (2018-19)
- Nebraska Offensive Back of the Year (2018)
- 3-Time Nebraska Scholar-Athlete Honor Roll
- Brook Berringer Citizenship Team (2019)
- Tom Osborne Citizenship Team (2019)

2019 PRESEASON WATCH LISTS

- Walter Camp Award
- Maxwell Award
- Davey O'Brien Award
- Manning Award

NEBRASKA RECORDS

- Career 400-Yard Total Offense Games (4)
- Season Total Offense Per Game (295.1 in 2018)
- Season 400-Yard Total Offense Games (3 in 2018)
- Season 300-Yard Total Offense Games (7 in 2018)
- Game Completion Pct. (86.2 vs. Minn. in 2018)

ACTIVE NCAA CAREER RANKINGS

- Total Offensive Yards Per Game: 6th (284.2)

CAREER NOTES

- Only the second sophomore team captain at Nebraska since 1930
- Currently owns the 2nd-highest career completion percentage in NU history (63.3)
- In 2018, posted the highest total offense average (295.1 ypg) ever by a true freshman quarterback at a Power Five school
- Overall, posted the 10th-highest total offense average by an FBS freshman and the fifth-best mark by a true freshman
- 1 of 6 freshmen in FBS history to average 200 passing yards & 50 rushing yards per game (1 of 2 true freshmen to hit both marks)
- Is the only true freshman quarterback to start a season opener in Nebraska history
- 1 of 3 true freshmen quarterbacks to start for NU (Tommie Frazier, 1993; Cody Green, 2009)
- 1 of 2 Huskers to have a 300-yard passing and 100-yard rushing game (also Taylor Martinez)

SEASON HIGHLIGHTS

- Ranks 16th nationally in passing yards per completion (14.2)
- Ranks 2nd in the Blg Ten in total offense yards per game (264.3)
- Had 356 yards of total offense at Colorado and tied his career high with four total touchdowns
- Passed for 290 yards and a pair of touchdowns and ran for 66 yards with two scores at CU
- Moved into second in NU history with his ninth career 300-yard total offense gaem against Northern Illinois (301)
- Posted his ninth career 250-yard passing game vs. NIU (257) and added 44 rushing yards

- Career high 446 yards of total offense at Illinois, his fourth career 400-yard total offense game
- Threw for 328 yards at Illinois and rushed for 118 yards, posting the second 300-yard passing and 100-yard rushing game in school history
- With his 118 rushing yards at Illinois, is the only Big Ten quarterback with a 100-yard rushing game in 2019
- Limited to 128 yards of total offense vs. Ohio State and 171 yards of total offense against Northwestern before missing the final quarter against the Wildcats due to injury
- Missed the Minnesota and Indiana games due to injury

PASSING GAME-BY-GAME

OPPONENT	COMP-ATT	YDS	TD	INT
South Alabama	13-22	178	0	1
at Colorado	16-26	290	2	1
Northern Illinois	16-27	257	2	0
at Illinois	22-34	328	3	0
Ohio State	8-17	47	0	3
Northwestern	13-20	145	0	0
at Minnesota	--Did Not Play--			
Indiana	--Did Not Play--			
at Purdue				
Wisconsin				
at Maryland				
Iowa				

RUSHING GAME-BY-GAME

OPPONENT	ATT.	YDS	TD	LONG
South Alabama	13	6	0	10
at Colorado	19	66	2	17
Northern Illinois	11	44	1	11
at Illinois	18	118	0	44
Ohio State	15	81	0	56
Northwestern	9	26	0	8
at Minnesota	--Did Not Play--			
Indiana	--Did Not Play--			
at Purdue				
Wisconsin				
at Maryland				
Iowa				

TOTAL OFFENSE GAME-BY-GAME

OPPONENT	ATT.	PASS	RUSH	TOT
South Alabama	35	178	6	184
at Colorado	45	290	66	356
Northern Illinois	38	257	44	301
at Illinois	52	328	118	446
Ohio State	32	47	81	128
Northwestern	29	145	26	171
at Minnesota	--Did Not Play--			
Indiana	--Did Not Play--			
at Purdue				
Wisconsin				
at Maryland				
Iowa				

CAREER PASSING STATS

YEAR	G/S	CMP-ATT	PCT	YDS	TD	INT
2018	11/11	224-347	64.6	2,617	17	8
2019	6/6	88-146	60.3	1,245	7	5
TOTAL	17/17	312-493	63.3	3,862	24	13

Total Offense: 718 att., 4,832 yds, 35 TDs

CAREER RUSHING STATS

YEAR	G/S	ATT.	NET	Y/A	Y/G	TD
2018	11/11	140	629	4.5	57.2	8
2019	6/6	85	341	4.0	56.8	3
TOTAL	17/17	225	970	4.3	57.1	11

CAREER PASSING HIGHS

Attempts	42 twice
Completions	26 at Iowa (2018)
Yards	384 at Wisconsin (2018)
Touchdowns	3 three times
Long Pass	75 twice (both TDs)

CAREER RUSHING HIGHS

Attempts	20 at Ohio St. (2018)
Yards	125 vs. Minnesota (2018)
Touchdowns	2 twice
Long Rush	56 vs. Ohio St. (2019)

CAREER TOTAL OFFENSE HIGHS

Attempts	60 vs. Purdue (2018)
Yards	446 at Illinois (2019)
Total Touchdowns	4 three times

MARTINEZ RECORD WATCH

CAREER PASSING YARDS

RK.	PLAYER, YEARS	YDS
1.	Tommy Armstrong Jr., 2013-17	8,871
2.	Taylor Martinez, 2010-13	7,258
3.	Zac Taylor, 2005-06	5,850
4.	Joe Ganz, 2005-08	5,125
5.	Dave Humm, 1972-74	5,035
6.	Jerry Tagge, 1969-71	4,704
7.	Eric Crouch, 1998-2001	4,481
8.	Adrian Martinez, 2018-pres.	3,862

CAREER COMPLETION PERCENTAGE

RK.	PLAYER, YEARS	PCT.
1.	Joe Ganz, 2006-08	65.1
2.	Adrian Martinez, 2018-present	63.3
3.	Sam Keller, 2007	63.1

Minimum 1,000 career passing yards

CAREER COMPLETIONS

RK.	PLAYER, YEARS	COMP.
1.	Tommy Armstrong Jr., 2013-16	625
2.	Taylor Martinez, 2010-13	575
3.	Zac Taylor, 2005-06	470
4.	Joe Ganz, 2006-08	381
5.	Dave Humm, 1972-74	353
6.	Jerry Tagge, 1969-71	348
7.	Adrian Martinez, 2018-present	312

CAREER 250-YARD PASSING GAMES

RK.	PLAYER, YEARS	GAMES
1.	Tommy Armstrong Jr., 2013-16	14
2.	Joe Ganz, 2006-08	11
3.	Adrian Martinez, 2018-present	10

CAREER 300-YARD PASSING GAMES

RK.	PLAYER, YEARS	GAMES
1.	Joe Ganz, 2006-08	8
2.	Tommy Armstrong Jr., 2013-16	6
3.	Taylor Martinez, 2010-13	4
t-4.	Adrian Martinez, 2018-present	3

CAREER 400-YARD TOTAL OFFENSE GAMES

RK.	PLAYER, YEARS	GAMES
1.	Adrian Martinez, 2018-present	4
2.	Joe Ganz, 2006-08	3

CAREER 300-YARD TOTAL OFFENSE GAMES

RK.	PLAYER, YEARS	GAMES
1.	Tommy Armstrong Jr., 2013-16	13
2.	Adrian Martinez, 2018-present	10



WYATT MAZOUR #37

5-9 | 200 | SR. | RB
ALBION, NEB.

CAREER HONORS

- 2-Time Academic All-Big Ten
- 6-Time Nebraska Scholar-Athlete Honor Roll
- 4-Time Brook Berringer Citizenship Team
- 4-Time Tom Osborne Citizenship Team

PERSONAL NOTES

- Earned his degree in nutrition and health sciences in August of 2019

SEASON HIGHLIGHTS

- Totaled 25 yards on five offensive touches against South Alabama
- Had a three-yard carry against Northern Illinois
- Had two carries for 16 yards at Illinois and caught one pass for 10 yards
- Missed the Minnesota game due to injury
- Had a 10-yard run against Indiana and returned two short kickoffs for 40 yards

GAME-BY-GAME

OPPONENT	ATT.	YDS	TD	LONG
South Alabama	4	12	0	7
at Colorado	0	0	0	-
Northern Illinois	1	3	0	3
at Illinois	2	16	0	11
Ohio State	0	0	0	-
Northwestern	1	0	0	0
at Minnesota	--Did Not Play--			
Indiana	1	10	0	10
at Purdue				
Wisconsin				
at Maryland				
Iowa				

CAREER RUSHING STATS

YEAR	G/S	ATT.	NET	Y/A	Y/G	TD
2015			Redshirt			
2016	1/0	0	0	0.0	0.0	0
2017	3/0	0	0	0.0	0.0	0
2018	12/0	11	76	6.9	6.3	1
2019	7/0	9	41	4.6	5.9	0
TOTAL	23/0	20	117	5.8	5.1	1

RECEIVING: 3 rec., 44 yds, 0 TD

KICKOFF RETURNS: 6 ret., 106 yds, 0 TD

CAREER HIGHS

Attempts	5 twice
Yards	55 vs. Bethune-Cookman (2018)
Touchdowns	1 at Michigan (2018)
Long Rush	18 vs. Bethune-Cookman (2018)
Receptions	1 three times
Receiving Yards	21 at Michigan (2018)
Long Reception	21 at Michigan (2018)



LANE McCALLUM #48

6-2 | 220 | SO. | S/PK
NORFOLK, NEB.

CAREER HONORS

- 3-Time Nebraska Scholar-Athlete Honor Roll
- Brook Berringer Citizenship Team (2019)
- Tom Osborne Citizenship Team (2019)

CAREER NOTES

- Transferred to Nebraska from Air Force to play safety after being a kicker with the Falcons

SEASON HIGHLIGHTS

- Has been called into kicking duties as Nebraska's emergency place-kicker
- Has connected on 9-of-10 extra-point tries, with the lone miss being blocked
- Is 2-of-4 on field goal attempts with both misses hitting the upright
- Made his first two career field goals in the 13-10 win over Northwestern
- Drilled a career-long 35-yarder in the first quarter then hit the game-winning 24-yarder as time expired
- Marked the second walk-off field goal for Nebraska in the 96-year history of Memorial Stadium

GAME-BY-GAME

OPPONENT	XP-ATT	FG-ATT	LG	BK	PTS
South Alabama		-Did Not Play-			
at Colorado	--Did Not Play--				
Northern Illinois	3-3	0-0	-	-	3
at Illinois	4-5	0-1	-	-	4
Ohio State	1-1	0-0	-	-	1
Northwestern	1-1	2-3	35	-	7
at Minnesota	1-1	0-0	-	-	1
Indiana	--Did Not Play--				
at Purdue					
Wisconsin					
at Maryland					
Iowa					

CAREER KICKING STATS

YEAR	G/S	PAT	FG	PCT.	PTS	LG
2017*	0/0	0/0	0-0	0.0	0	0
2018						
2019	5/4	10/11	2-4	50.0	16	35
TOTAL	5/4	10/11	2-4	50.0	16	35

*at Air Force

CAREER HIGHS

Field Goal Attempts	3 vs. Northwestern (2019)
Field Goals Made	2 vs. Northwestern (2019)
Long Field Goal	35 vs. Northwestern (2019)
Points	7 vs. Northwestern (2019)
PATs	4 at Illinois (2019)



COLLIN MILLER #31

6-3 | 245 | JR. | ILB
FISHERS, IND.

CAREER HONORS

- Nebraska Scout Team Defensive MVP (2016)
- Academic All-Big Ten (2017)
- Nebraska Scholar-Athlete Honor Roll (Spring 2017)
- Brook Berringer Citizenship Team (2019)
- Tom Osborne Citizenship Team (2019)

SEASON HIGHLIGHTS

- Has started every game and set career highs with 48 tackles and six tackles for loss
- Ranks 3rd on the team in tackles
- Has recorded a TFL in six of eight games
- Earned his first career start vs. South Alabama, recording four tackles and his second career TFL
- Had a then-career-high six tackles at Colorado with a tackle for loss for the second straight week
- Had five tackles and another TFL vs. NIU
- Had four tackles and a TFL at Illinois, his fourth straight game with a tackle for loss
- Had six tackles against No. 5 Ohio State
- Tied for the team lead with a then-career-high eight tackles vs. Northwestern and forced his first career fumble
- Had a career-high 10 tackles at Minnesota

GAME-BY-GAME

OPPONENT	UT-AT-TT	TFL-YD	SACK-YD
South Alabama	1-3-4	1-1	0.0-0
at Colorado	6-0-6	1-4	0.0-0
Northern Illinois	1-4-5	1-1	0.0-0
at Illinois	1-3-4	1-2	0.0-0
Ohio State	3-3-6	0-0	0.0-0
Northwestern	4-4-8	0-0	0.0-0
at Minnesota	5-5-10	1-0	0.0-0
Indiana	2-3-5	1-0	0.0-0
at Purdue			
Wisconsin			
at Maryland			
Iowa			

CAREER TACKLE STATS

YEAR	G/S	UT	AT	TT	TFL-YD	SCK-YD
2016						
2017	12/0	4	7	11	0-0	0.0-0
2018	12/0	9	8	17	1-7	0.0-0
2019	8/8	23	25	48	6-8	0.0-0
TOTAL	32/8	36	40	76	7-15	0.0-0

CAREER MISCELLANEOUS STATS

YEAR	FF	FR	PBU	INT	QBH	BLK
2016						
2017	0	1	0	0	0	0
2018	0	0	0	0	0	0
2019	1	0	2	0	1	0
TOTAL	1	1	2	0	1	0

CAREER HIGHS

Tackles	10 at Minnesota (2019)
TFLs	1 seven times
Sacks	none
Breakups	1 twice



DEDRICK MILLS #26

5-11 | 220 | JR. | RB
WAYCROSS, GA.

CAREER HONORS

- 2016 Gator Bowl MVP (at Georgia Tech)
- 2-Time ACC Co-Rookie of the Week (2016)

CAREER NOTES

- Spent his freshman season at Georgia Tech
- First Yellow Jacket to be a two-time ACC Rookie of the Week since Calvin Johnson in 2004
- Was MVP of the 2016 Gator Bowl after rushing for 169 yards on 31 carries

SEASON HIGHLIGHTS

- Leads NU with seven rushing touchdowns
- Scored NU's only two offensive TDs against South Alabama and led NU with 44 rush yards
- Had a career-high two catches and 21 receiving yards at Colorado
- Ran for a Nebraska career-high 116 yards vs. NIU, his third career 100-yard rushing game
- Had a career-long 61-yard rush against NIU
- Scored two rushing touchdowns at Illinois and reached 1,000 career rushing yards
- Scored Nebraska's lone touchdown against both Ohio State and Minnesota

GAME-BY-GAME

OPPONENT	ATT.	YDS	TD	LONG
South Alabama	15	44	2	13
at Colorado	8	24	0	5
Northern Illinois	11	116	1	61
at Illinois	12	45	2	20
Ohio State	11	67	1	13
Northwestern	10	26	0	12
at Minnesota	9	28	1	13
Indiana	8	30	0	14
at Purdue				
Wisconsin				
at Maryland				
Iowa				

CAREER TACKLE STATS

YEAR	G/S	ATT.	NET	Y/A	Y/G	TD
2016*	9/7	152	771	5.1	85.7	12
2017		at Garden City CC (Redshirt)				
2018		at Garden City CC				
2019	8/3	84	380	4.5	47.5	7
TOTAL	17/10	236	1,151	4.9	67.7	19

*at Georgia Tech

RECEIVING: 8 rec., 69 yds, 1 TD
PASSING: 0-for-1, 0 yds, 1 INT, 0 TD

CAREER HIGHS

Attempts	31 vs. Kentucky (2016)*
Yards	169 vs. Kentucky (2016)*
Touchdowns	3 vs. Vanderbilt (2016)*
Long Rush	61 vs. Northern Illinois (2019)
Receptions	2 at Colorado (2019)
Receiving Yards	21 at Colorado (2019)
Receiving Touchdowns	1 vs. Miami (2016)*
Long Reception	20 at Colorado (2019)

*at Georgia Tech



GARRETT NELSON #44

6-3 | 260 | FR. | OLB
SCOTTSBLUFF, NEB.

CAREER HONORS

- Nebraska Scholar-Athlete Honor Roll (Spring 2019)

PERSONAL NOTES

- His father Chris was a two-time All-American wrestler at Nebraska

SEASON HIGHLIGHTS

- Has played in every game as a true freshman
- Made a tackle in his Husker debut in the season opener against South Alabama
- Recorded his first multi-tackle game with a pair of stops against Northern Illinois
- Also had two tackles against Ohio State
- Had a career-high three tackles at Minnesota, including the first two TFLs of his career

GAME-BY-GAME

OPPONENT	UT-AT-TT	TFL-YD	SACK-YD
South Alabama	0-1-1	0-0	0.0-0
at Colorado	0-0-0	0-0	0.0-0
Northern Illinois	0-2-2	0-0	0.0-0
at Illinois	0-0-0	0-0	0.0-0
Ohio State	0-2-2	0-0	0.0-0
Northwestern	0-0-0	0-0	0.0-0
at Minnesota	1-2-3	2-5	0.0-0
Indiana	1-1-2	0-0	0.0-0
at Purdue			
Wisconsin			
at Maryland			
Iowa			

CAREER TACKLE STATS

YEAR	G/S	UT	AT	TT	TFL-YD	SCK-YD
2019	8/0	2	8	10	2-5	0.0-0

CAREER MISCELLANEOUS STATS

YEAR	FF	FR	PBU	INT	QBH	BLK
2019	0	0	0	0	0	0

CAREER HIGHS

Tackles	3 at Minnesota (2019)
TFLs	2 at Minnesota (2019)
Sacks	none
Breakups	none



KANAWAI NOA #9

6-0 | 200 | SR. | WR
HONOLULU, HAWAII

CAREER HONORS

- 2-Time Biletnikoff Award Watch List

2019 PRESEASON WATCH LISTS

- Polynesian College Football Player of the Year (3rd straight season on preseason watch list)

PERSONAL NOTES

- Earned his degree in sociology from California in May of 2019

CAREER NOTES

- Graduate transfer who played four seasons at California (2015-18), receiving a medical hardship for the 2016 season

SEASON HIGHLIGHTS

- Caught his first three passes against Northern Illinois, including a 27-yard touchdown
- Recorded his 100th career reception at Illinois
- Had three catches for a season-high 52 yards against Indiana, including a 24-yard touchdown

GAME-BY-GAME

OPPONENT	REC.	YDS	TD	LONG
South Alabama	0	0	0	-
at Colorado	0	0	0	-
Northern Illinois	3	51	1	27
at Illinois	1	5	0	5
Ohio State	1	5	0	5
Northwestern	2	13	0	8
at Minnesota	0	0	0	-
Indiana	3	52	1	24
at Purdue				
Wisconsin				
at Maryland				
Iowa				

CAREER RECEIVING STATS

YEAR	G/S	REC.	YDS	Y/R	Y/G	TD
2015*	13/0	7	76	10.9	5.8	0
2016*^	3/1	3	34	11.3	11.3	0
2017*	11/9	56	788	14.1	71.6	4
2018*	8/6	30	369	12.3	46.1	2
2019	8/7	10	126	12.6	15.8	2
TOTAL	43/23	106	1,393	13.1	32.4	8

*at Cal

^redshirt season

RUSHING: 1 att., 6 yds, 0 TD
KICKOFF RETURNS: 4 ret., 94 yds, 0 TD
PUNT RETURNS: 4 ret., 15 yds, 0 TD

CAREER HIGHS

Receptions	8 at BYU (2018)*
Receiving Yards	126 at Oregon (2017)*
Receiving Touchdowns	2 at Colorado (2017)*
Long Reception	75 [TD] at Oregon (2017)*
Rushing Attempts	1 at BYU (2018)*
Rushing Yards	6 at BYU (2018)*
Punt Return Yards	13 at Stanford (2015)*
Kickoff Return Yards	72 vs. Arizona St. (2015)*

*at Cal



BARRET PICKERING #32

6-0 | 200 | SO. | PK
BIRMINGHAM, ALA.

CAREER HONORS

- Big Ten Co-Freshman of the Week (2018 vs. Michigan State)
- 3-Time Nebraska Scholar-Athlete Honor Roll
- Brook Berringer Citizenship Team (2019)
- Tom Osborne Citizenship Team (2019)

CAREER NOTES

- Has made 30 consecutive extra points

SEASON HIGHLIGHTS

- Missed the first seven games due to injury
- Made his season debut against Indiana and hit 1-of-2 field goals and all four PAT tries
- Missed his first field goal attempt, snapping a streak of 10 consecutive made field goals and 38 consecutive made kicks overall

GAME-BY-GAME

OPPONENT	XP-ATT	FG-ATT	LG	BK	PTS
South Alabama	-	Did Not Play-			
at Colorado	--	Did Not Play--			
Northern Illinois	--	Did Not Play--			
at Illinois	--	Did Not Play--			
Ohio State	--	Did Not Play--			
Northwestern	--	Did Not Play--			
at Minnesota	--	Did Not Play--			
Indiana	4-4	1-2	30	-	7
at Purdue					
Wisconsin					
at Maryland					
Iowa					

CAREER KICKING STATS

YEAR	G/S	PAT	FG	PCT.	PTS	LG
2018	12/12	40/41	14-18	77.8	82	47
2019	1/1	4/4	1-2	50.0	7	30
TOTAL	13/13	44/45	15-20	75.0	89	47

KICKOFFS: 18 att., 6 touchbacks

CAREER HIGHS

Field Goal Attempts	3 vs. Michigan St. (2018)
Field Goals Made	3 vs. Michigan St. (2018)
Long Field Goal	47 vs. Michigan St. (2018)
Points	10 vs. Illinois (2018)
PATs	7 vs. Illinois (2018)



WAN'DALE ROBINSON #1

5-10 | 190 | FR. | WR/RB
FRANKFORT, KY.

CAREER HONORS

- Midseason Freshman All-American
- 2-Time Big Ten Freshman of the Week (Illinois & Northwestern)
- Nebraska Scholar-Athlete Honor Roll (Spring 2019)

PERSONAL NOTES

- Looks to be NU's first letterwinner from Kentucky

SEASON HIGHLIGHTS

- Named a midseason Freshman All-American by The Athletic and the FWAA
- Has the most receptions (33) and receiving yards (407) by a true freshman in school history
- Ranks 2nd nationally among all freshmen and leads all Power Five Conference freshmen in all-purpose yards per game (111.5)
- Ranks 9th nationally among all freshmen in receiving yards per game (50.9)
- Leads Nebraska in all-purpose yards (892)
- Led Nebraska with 131 all-purpose yards in his career debut against South Alabama
- Totaled 168 yards from scrimmage and scored his first three career touchdowns at Illinois en route to Big Ten Freshman-of-the-Week honors
- Set career highs in rushes (19), rushing yards (89) and receptions (8 for 79 yards) at Illinois
- Had a career-high 123 receiving yards vs. Northwestern, the most receiving yards in a game by a true freshman in NU history
- Had a career-long 49-yard reception
- Also led Nebraska in rushing yards against Northwestern, including a 42-yard TD run
- Named Big Ten Freshman of the Week
- Had two catches for 10 yards and six carries for 24 yards at Minnesota before being injured
- Led NU with 83 rushing yards vs. Indiana and was second with 71 receiving yards
- Marked his 2nd Big Ten game totaling more than 50 rushing and receiving yards

ROBINSON RECORD WATCH

RECEPTIONS BY A TRUE FRESHMAN

RK.	PLAYER, YEAR	TOTAL
1.	Wan'Dale Robinson, 2019	33
2.	Stanley Morgan Jr., 2015	25
3.	Maurice Washington, 2018	24

RECEIVING YARDS BY A TRUE FRESHMAN

RK.	PLAYER, YEAR	TOTAL
1.	Wan'Dale Robinson, 2019	407
2.	De'Mornay Pierson-El, 2014	321
3.	Stanley Morgan Jr., 2015	304

RECEIVING TOUCHDOWNS BY A TRUE FRESHMAN

RK.	PLAYER, YEAR	TOTAL
1.	Matt Herian, 2002	4
	De'Mornay Pierson-El, 2014	4
3.	Stanley Morgan Jr., 2015	3
4.	Jason Gamble, 1984	2
	Tyrone Hughes, 1989	2
	Wan'Dale Robinson, 2019	2

RECEIVING GAME-BY-GAME

OPPONENT	REC.	YDS	TD	LONG
South Alabama	3	33	0	15
at Colorado	2	35	0	25
Northern Illinois	3	48	0	30
at Illinois	8	79	2	27
Ohio State	1	8	0	8
Northwestern	7	123	0	49
at Minnesota	2	10	0	8
Indiana	6	71	0	31
at Purdue				
Wisconsin				
at Maryland				
Iowa				

RUSHING GAME-BY-GAME

OPPONENT	ATT.	YDS	TD	LONG
South Alabama	4	21	0	10
at Colorado	2	9	0	5
Northern Illinois	2	1	0	1
at Illinois	19	89	1	21
Ohio State	9	27	0	6
Northwestern	7	44	1	42
at Minnesota	6	24	0	11
Indiana	22	83	1	12
at Purdue				
Wisconsin				
at Maryland				
Iowa				

CAREER RECEIVING STATS

YEAR	G/S	REC.	YDS	Y/R	Y/G	TD
2019	8/3	33	407	12.3	50.9	2

CAREER RUSHING STATS

YEAR	G/S	ATT.	NET	Y/A	Y/G	TD
2019	8/3	71	297	4.2	37.1	3

CAREER ALL-PURPOSE STATS

YEAR	RUSH	REC	PR	KR	TOT	Y/G
2019	297	407	0	188	892	111.5

KICKOFF RETURNS: 9 ret., 188 yds, 0 TD

CAREER RECEIVING HIGHS

Receptions	8 at Illinois
Receiving Yards	123 vs. Northwestern (2019)
Receiving Touchdowns	2 at Illinois (2019)
Long Reception	49 vs. Northwestern (2019)

CAREER RUSHING HIGHS

Attempts	22 vs. Indiana (2019)
Yards	89 at Illinois (2019)
Touchdowns	1 three times
Long Rush	42 vs. Northwestern (2019)



JD SPIELMAN #10

**5-9 | 180 | JR. | WR
EDEN PRAIRIE, MINN.**

CAREER HONORS

- Freshman All-American (2017)
- 3rd-Team All-Big Ten Wide Receiver (2018)
- 3rd-Team All-Big Ten WR (2017, Coaches)
- Honorable-Mention All-Big Ten WR (2017, Media)
- Honorable-Mention All-Big Ten KR (2017)
- BTN All-Freshman Team Wide Receiver (2017)
- BTN All-Freshman Team Kick Returner (2017)
- Nebraska Receiver of the Year (2018)
- Nebraska Scout Team MVP (2016)
- Nebraska Scholar-Athlete Honor Roll (Fall 2016)

2019 PRESEASON WATCH LISTS

- Biletnikoff Award (2nd straight year on list)
- Paul Hornung Award (2nd straight year on list)

NEBRASKA RECORDS

- Career Double-Digit Reception Games (2)
- Career 200-Yard Receiving Games (2)
- Season 200-Yard Receiving Games (1 twice)
- Game Receiving Yards (209 at Wisconsin, 2018)

PERSONAL NOTES

- Adopted son of Minnesota Vikings General Manager Rick Spielman, and nephew of Ohio State All-American Chris Spielman

CAREER NOTES

- Recorded 1,000 career receiving yards faster than any other player in NU history (15 games)
- 1st Husker to record 2,000 career receiving yards prior to his senior season
- 1st Husker to record 100 career catches prior to his junior season
- Only wide receiver in Nebraska history with two career games with double-digit receptions
- Owns NU's only two 200-yard receiving games
- 1 of 8 players in NU history to have both a punt and kickoff return touchdown in his career
- 1 of 3 Huskers to have a kick (punt or kickoff) return touchdown in three straight years
- 1 of 3 Huskers to have two seasons with 800 or more receiving yards
- 1 of 4 Huskers to have two 50-catch seasons
- Has caught a pass in all 29 career games
- Has six career touchdowns of 65 yards or longer, including five covering 75 yards or more

ACTIVE NCAA CAREER RANKINGS

- Combined Kick Return Touchdowns: 3rd (3)
- Receiving Yards Per Game: 4th (76.3)
- Punt Return Touchdowns: 5th (2)
- Receptions Per Game: 6th (5.2)
- All-Purpose Yards Per Game: 9th (115.8)

SEASON HIGHLIGHTS

- Tied for the national lead with one punt return touchdown
- Ranks 8th nationally with four receptions of 40 yards or longer
- Has had a play of more than 40 yards in six of eight games this season
- Had a 76-yard punt return touchdown vs. South Alabama, his second career punt return TD (both covering more than 75 yards)

- Had two catches for 36 yards vs. South Alabama
- Posted his first 100-yard receiving game of the season with five catches for 112 yards at Colorado, including a 65-yard TD
- Had four catches for 76 yards vs. Northern Illinois
- Posted his sixth career 100-yard receiving game with seven catches for 159 yards at Illinois to surpass 2,000 career receiving yards
- Hauled in a pass longer than 40 yards for the third straight game at Illinois
- Had two catches for 19 yards vs. Northwestern before missing the second half due to injury
- Caught three passes for 59 yards at Minnesota, including a 51-yard reception
- Had three catches for 97 yards vs. Indiana

GAME-BY-GAME

OPPONENT	REC.	YDS	TD	LONG
South Alabama	2	36	0	15
at Colorado	5	112	1	65
Northern Illinois	4	76	0	41
at Illinois	7	160	0	41
Ohio State	1	7	0	7
Northwestern	2	19	0	14
at Minnesota	3	59	0	51
Indiana	5	97	0	45
at Purdue				
Wisconsin				
at Maryland				
Iowa				

CAREER RECEIVING STATS

YEAR	G/S	REC.	YDS	Y/R	Y/G	TD
2016						
			Redshirt			
2017	11/4	55	830	15.1	75.5	2
2018	10/10	66	818	12.4	81.8	8
2019	8/8	29	566	19.5		1
TOTAL	29/22	150	2,214	14.8	76.3	11

RUSHING: 18 att., 105 yds, 0 TD
PASSING: 1-for-1, 22 yds (vs. Indiana, 2019)

CAREER ALL-PURPOSE STATS

YEAR	RUSH	REC	PR	KR	TOT	Y/G
2016						
			Redshirt			
2017	73	830	0	669	1,572	142.9
2018	24	818	104	169	1,115	111.5
2019	8	566	98	0	672	84.0
TOTAL	105	2,214	202	838	3,359	115.8

KICKOFF RETURNS: 35 att., 838 yds, 1 TD
PUNT RETURNS: 17 ret., 202 yds, 2 TDs

CAREER OFFENSIVE HIGHS

Receptions	11 vs. Ohio St. (2017)
Receiving Yards	209 at Wisconsin (2018)*
Receiving TDs	2 vs. Purdue (2018)
Long Reception	77 vs. Ohio St. [TD] (2017)
Long Rush	40 vs. Northwestern (2017)

CAREER RETURN HIGHS

Kickoff Return Yards	150 at Minnesota (2017)
Long Return	99 vs. Arkansas St. [TD] (2017)
Punt Return Yards	80 vs. South Alabama (2019)
Long Return	77 vs. Beth.-Cookman [TD] (2018)
All-Purpose Yards	291 at Minnesota (2017)

SPIELMAN RECORD WATCH

CAREER RECEIVING YARDS

RK.	PLAYER, YEARS	YDS
1.	Stanley Morgan Jr., 2015-18	2,747
2.	Kenny Bell, 2011-14	2,689
3.	Johnny Rodgers, 1970-72	2,479
4.	Nate Swift, 2005-08	2,476
5.	Jordan Westerkamp, 2013-16	2,474
6.	JD Spielman, 2017-present	2,214

CAREER RECEPTIONS

RK.	PLAYER, YEARS	REC.
1.	Stanley Morgan Jr., 2015-18	189
2.	Kenny Bell, 2011-14	181
3.	Jordan Westerkamp, 2013-16	167
4.	Nate Swift, 2005-08	166
5.	JD Spielman, 2017-present	150

CAREER 100-YARD RECEIVING GAMES

RK.	PLAYER, YEARS	TOTAL
1.	Johnny Rodgers, 1970-72	10
2.	Nate Swift, 2005-08	8
	Jordan Westerkamp, 2013-16	8
4.	Stanley Morgan Jr., 2015-18	7
5.	JD Spielman, 2017-present	6

CONSECUTIVE GAMES WITH A CATCH

RK.	PLAYER, YEARS	TDs
1.	Stanley Morgan Jr., 2015-18	38
2.	Johnny Rodgers, 1970-72	37
3.	Jordan Westerkamp, 2013-16	36
4.	Terrence Nunn, 2004-07	32
5.	JD Spielman, 2017-present	29*

**active streak (every game of his career)*

CAREER PUNT RETURN TOUCHDOWNS

RK.	PLAYER, YEARS	TDs
1.	Johnny Rodgers, 1970-72	7*
2.	DeJuan Groce, 1999-2002	6
3.	Irving Fryar, 1981-83	3
	Dana Brinson, 1985-88	3
	Bobby Newcombe, 1997-2000	3
	De'Mornay Pierson-El, 2014-17	3
t-7.	JD Spielman, 2017-present	2

**Rodgers had eight including bowl games, which were not included in his playing days*

CAREER COMBINED KICK RETURN TDs

RK.	PLAYER, YEARS	TDs
1.	Johnny Rodgers, 1970-72	8*
2.	DeJuan Groce, 1999-2002	6
t-3.	JD Spielman, 2017-present	3

**Rodgers had nine including bowl games, which were not included in his playing days*



ISAIAH STALBIRD #49

6-0 | 210 | RFR. | S
KEARNEY, NEB.

CAREER HONORS

- Brook Berringer Citizenship Team (2019)
- Tom Osborne Citizenship Team (2019)

SEASON HIGHLIGHTS

- One of NU's top contributors on special teams
- Has totaled 12 tackles, including a team-high 10 stops on special teams and two from his safety spot
- Had a career-high three tackles and essentially had two blocked punts vs. NIU
- Got to the NIU punter before he could kick the ball in the first quarter and was credited with a nine-yard TFL and a forced fumble
- Did record a blocked punt in the second quarter
- Also had a TFL from his safety spot in the fourth quarter vs. NIU
- Had three special teams tackles at Illinois, tying his career high in tackles for the second week in a row
- Made three tackles on kickoff coverage against Indiana

GAME-BY-GAME

OPPONENT	UT-AT-TT	TFL-YD	PBU	INT
South Alabama	1-0-1	0-0	0	0
at Colorado	1-0-1	0-0	0	0
Northern Illinois	2-1-3	2-9	0	0
at Illinois	3-0-3	0-0	0	0
Ohio State	1-0-1	0-0	0	0
Northwestern	0-0-0	0-0	0	0
at Minnesota	0-0-0	0-0	0	0
Indiana	0-3-3	0-0	0	0
at Purdue				
Wisconsin				
at Maryland				
Iowa				

CAREER TACKLE STATS

YEAR	G/S	UT	AT	TT	TFL-YD	SCK-YD
2018		Redshirt				
2019	8/0	8	4	12	2-9	0.0-0
TOTAL	8/0	8	4	12	2-9	0.0-0

CAREER MISCELLANEOUS STATS

YEAR	FF	FR	PBU	INT	QBH	BLK
2018	0	0	0	0	0	0
2019	0	1	0	0	0	1
TOTAL	0	1	0	0	0	1

CAREER HIGHS

Tackles	3 three times
TFLs	2 vs. Northern Illinois (2019)
Sacks	none
Breakups	2 vs. Northern Illinois (2019)
Blocked Punt	1 vs. Northern Illinois (2019)



BEN STILLE #95

6-5 | 295 | JR. | DL
ASHLAND, NEB.

CAREER HONORS

- AFCA Good Works Team Nominee (2019)
- BTN All-Freshman Team (2017)
- Big Ten Freshman of the Week (2017 vs. Illinois)
- 2-Time Academic All-Big Ten
- 4-Time Nebraska Scholar-Athlete Honor Roll
- Sam Foltz Hero 27 Leadership Award (2019)
- 3-Time Brook Berringer Citizenship Team
- 3-Time Tom Osborne Citizenship Team

CAREER NOTES

- 1st Husker freshman to lead NU in TFLs (10 in 2017) since the stat began being tracked in 1968
- 1st Husker freshman to lead NU in sacks (3.5 in 2017) since the stat became official in 1981

SEASON HIGHLIGHTS

- Tied his career high with four tackles against South Alabama
- Two of his three tackles at Colorado were for a loss
- Had three tackles against No. 5 Ohio State
- Started and had a season-high five tackles against Northwestern, including a half sack
- Had his first full sack of the year vs. Indiana

GAME-BY-GAME

OPPONENT	UT-AT-TT	TFL-YD	SACK-YD
South Alabama	0-4-4	0-0	0.0-0
at Colorado	2-1-3	2-4	0.0-0
Northern Illinois	0-0-0	0-0	0.0-0
at Illinois	0-0-0	0-0	0.0-0
Ohio State	1-2-3	0-0	0.0-0
Northwestern	1-4-5	1-1	0.5-1
at Minnesota	0-2-2	0-0	0.0-0
Indiana	1-1-2	1-7	1.0-7
at Purdue			
Wisconsin			
at Maryland			
Iowa			

CAREER TACKLE STATS

YEAR	G/S	UT	AT	TT	TFL-YD	SCK-YD
2016		Redshirt				
2017	9/1	12	12	24	10-38	3.5-27
2018	12/11	10	15	25	5-28	5.0-28
2019	8/1	5	14	19	4-12	1.5-8
TOTAL	29/13	27	41	68	19-78	10.0-63

CAREER MISCELLANEOUS STATS

YEAR	FF	FR	PBU	INT	QBH	BLK
2016		Redshirt				
2017	1	0	1	0	1	0
2018	0	0	2	0	6	0
2019	0	0	0	0	4	0
TOTAL	1	0	3	0	11	0

CAREER HIGHS

Tackles	5 vs. Northwestern (2019)
TFLs	3 at Illinois (2017)
Sacks	1.0 eight times
Breakups	2 vs. Bethune-Cookman (2018)



JACK STOLL #86

6-4 | 260 | JR. | TE
LONE TREE, COLO.

CAREER HONORS

- 2-Time Academic All-Big Ten
- 5-Time Nebraska Scholar-Athlete Honor Roll
- 3-Time Brook Berringer Citizenship Team
- 3-Time Tom Osborne Citizenship Team

2019 PRESEASON WATCH LISTS

- Mackey Award (2nd straight year on list)

CAREER NOTES

- Has started 20 consecutive games

SEASON HIGHLIGHTS

- Led Nebraska with a career-high 66 receiving yards vs. South Alabama
- Hauled in a career-long 42-yard pass against the Jaguars to set up Nebraska's opening score
- Had two catches against both Colorado and Northern Illinois, giving him eight consecutive games with a reception and five straight games with multiple catches
- Made three receptions for 45 yards at Illinois, including a 6-yard touchdown catch for his first score of the season
- Tied his career high with four catches at Minnesota

GAME-BY-GAME

OPPONENT	REC.	YDS	TD	LONG
South Alabama	3	66	0	42
at Colorado	2	4	0	3
Northern Illinois	2	38	0	27
at Illinois	3	45	1	22
Ohio State	0	0	0	-
Northwestern	1	4	0	4
at Minnesota	4	18	0	9
Indiana	3	9	0	5
at Purdue				
Wisconsin				
at Maryland				
Iowa				

CAREER RECEIVING STATS

YEAR	G/S	REC.	YDS	Y/R	Y/G	TD
2016		Redshirt				
2017	12/1	8	89	11.1	7.4	2
2018	12/12	21	245	11.7	20.4	3
2019	8/8	18	184	10.2	23.0	1
TOTAL	32/21	47	518	11.0	16.2	6

KICKOFF RETURNS: 2 ret., 16 yds, 0 TD

CAREER HIGHS

Receptions	4 four times
Receiving Yards	66 vs. South Alabama (2019)
Receiving Touchdowns	1 seven times
Long Reception	42 vs. South Alabama (2019)



ELI SULLIVAN #30

6-2 | 215 | JR. | S
OMAHA, NEB.

CAREER HONORS

- 2-Time Academic All-Big Ten
- 5-Time Nebraska Scholar-Athlete Honor Roll
- 2-Time Brook Berringer Citizenship Team
- 2-Time Tom Osborne Citizenship Team

SEASON HIGHLIGHTS

- Has a career-high 11 tackles this season, including his first two career tackles for loss
- Had a career-high four tackles vs. South Alabama, one more than he recorded in his first two seasons combined
- Totaled three tackles against Northern Illinois while recording his first career TFL and pass breakup
- Had three tackles and another TFL at Illinois
- Made a tackle on kickoff coverage vs. Indiana

GAME-BY-GAME

OPPONENT	UT-AT-TT	TFL-YD	PBU	INT
South Alabama	3-1-4	0-0	0	0
at Colorado	0-0-0	0-0	0	0
Northern Illinois	1-2-3	1-1	1	0
at Illinois	2-1-3	1-2	0	0
Ohio State	0-0-0	0-0	0	0
Northwestern	0-0-0	0-0	0	0
at Minnesota	0-0-0	0-0	0	0
Indiana	0-1-1	0-0	0	0
at Purdue				
Wisconsin				
at Maryland				
Iowa				

CAREER TACKLE STATS

YEAR	G/S	UT	AT	TT	TFL-YD	SCK-YD
2016		Redshirt				
2017	5/0	2	0	2	0-0	0.0-0
2018	7/0	1	0	1	0-0	0.0-0
2019	8/0	6	5	11	2-3	0.0-0
TOTAL	20/0	9	5	14	2-3	0.0-0

CAREER MISCELLANEOUS STATS

YEAR	FF	FR	PBU	INT	QBH	BLK
2016	Redshirt					
2017	0	0	0	0	0	0
2018	0	0	0	0	0	0
2019	0	0	1	0	0	0
TOTAL	0	0	1	0	0	0

CAREER HIGHS

Tackles	4 vs. South Alabama (2019)
TFLs	1 twice
Sacks	none
Breakups	1 vs. Northern Illinois (2019)



CALEB TANNER #2

6-2 | 220 | SO. | OLB
STONE RIDGE, GA.

CAREER HONORS

- Nebraska Scholar-Athlete Honor Roll (Spring 2019)
- Brook Berringer Citizenship Team (2019)
- Tom Osborne Citizenship Team (2019)

SEASON HIGHLIGHTS

- Has set career highs in tackles (17), tackles for loss (4) and sacks (2.2)
- Made his first career start against South Alabama and had a career-high four tackles
- Had a six-yard sack at Colorado
- Recorded a pair of tackles vs. Northern Illinois
- Had his first career pass breakup at Illinois
- Tied his career high with four tackles vs. No. 5 Ohio State, including an eight-yard sack for his second career sack and second career TFL
- Had career highs of five tackles and two TFLs against Northwestern

GAME-BY-GAME

OPPONENT	UT-AT-TT	TFL-YD	SACK-YD
South Alabama	3-1-4	0-0	0.0-0
at Colorado	1-0-1	1-6	1.0-6
Northern Illinois	1-1-2	0-0	0.0-0
at Illinois	1-0-1	0-0	0.0-0
Ohio State	1-3-4	1-8	1.0-8
Northwestern	2-3-5	2-1	0.5-0
at Minnesota	0-0-0	0-0	0.0-0
Indiana	0-0-0	0-0	0.0-0
at Purdue			
Wisconsin			
at Maryland			
Iowa			

CAREER TACKLE STATS

YEAR	G/S	UT	AT	TT	TFL-YD	SCK-YD
2018	12/0	6	4	10	1-7	1.0-7
2019	8/4	9	8	17	4-15	2.5-14
TOTAL	20/4	15	12	27	5-22	3.5-21

CAREER MISCELLANEOUS STATS

YEAR	FF	FR	PBU	INT	QBH	BLK
2018	0	0	0	0	0	0
2019	0	0	1	0	0	0
TOTAL	0	0	1	0	0	0

CAREER HIGHS

Tackles	5 vs. Northwestern (2019)
TFLs	2 vs. Northwestern (2019)
Sacks	1.0 twice
Breakups	1 at Illinois (2019)



CAM TAYLOR-BRITT #5

6-0 | 215 | SO. | CB
MONTGOMERY, ALA.

CAREER HONORS

- Brook Berringer Citizenship Team (2019)
- Tom Osborne Citizenship Team (2019)

SEASON HIGHLIGHTS

- Ranks 3rd nationally in forced fumbles (4)
- Has forced four fumbles this season, tying for the most forced fumbles by a Husker since 1999
- Had a then-career-high five tackles vs. South Alabama, including the first two TFLs of his career and his first career sack
- Also forced two turnovers by intercepting the first pass of his career - which he returned 48 yards - and forcing his first career fumble on his first career sack, which was recovered in the end zone by Alex Davis for a touchdown
- Had five tackles at Colorado and forced a career-high two fumbles (one NU recovery)
- Had a pass breakup and one tackle against Northern Illinois before leaving the game in the second quarter with an injury
- Returned from the injury to total three tackles, an interception and a breakup at Illinois
- Totaled a career-high seven tackles against No. 5 Ohio State, including one tackle for loss
- Had five tackles, a TFL and a forced fumble against Northwestern
- Totaled six tackles at Minnesota and vs. Indiana

GAME-BY-GAME

OPPONENT	UT-AT-TT	TFL-YD	PBU	INT
South Alabama	2-3-5	2-16	0	1
at Colorado	4-1-5	0-0	0	0
Northern Illinois	1-0-1	0-0	1	0
at Illinois	3-0-3	0-0	1	1
Ohio State	4-3-7	1-3	0	0
Northwestern	4-1-5	1-1	0	0
at Minnesota	3-3-6	0-0	0	0
Indiana	2-4-6	0-0	0	0
at Purdue				
Wisconsin				
at Maryland				
Iowa				

CAREER TACKLE STATS


YEAR	G/S	UT	AT	TT	TFL-YD	SCK-YD
2018	11/0	9	3	12	0-0	0.0-0
2019	8/7	23	15	38	4-20	1.5-15
TOTAL	19/7	32	18	50	4-20	1.5-15

CAREER MISCELLANEOUS STATS

YEAR	FF	FR	PBU	INT	QBH	BLK
2018	0	1	3	0	0	0
2019	4	0	2	2	0	0
TOTAL	4	1	5	2	0	0

CAREER HIGHS

Tackles	7 vs. Ohio St. (2019)
TFLs	2 vs. South Alabama (2019)
Sacks	1.0 vs. South Alabama (2019)
Breakups	1 five times
Interceptions	1 twice



DEONTRE THOMAS #97

6-3 | 295 | SO. | DL
MUSTANG, OKLA.

CAREER HONORS

- NU Scholar-Athlete Honor Roll (Spring 2018)

SEASON HIGHLIGHTS

- Has had a tackle in every game but one, matching his career high with 14 tackles
- Tied his then-career high with three tackles in the season opener against South Alabama and posted his second career tackle for loss
- Set a career high with five tackles vs. NIU
- Also broke up the first pass of his career against the Huskies
- Had two tackles against Northwestern and one each against Minnesota and Indiana

GAME-BY-GAME

OPPONENT	UT-AT-TT	TFL-YD	SACK-YD
South Alabama	1-2-3	1-1	0.0-0
at Colorado	0-0-0	0-0	0.0-0
Northern Illinois	3-2-5	0-0	0.0-0
at Illinois	0-1-1	0-0	0.0-0
Ohio State	0-1-1	0-0	0.0-0
Northwestern	2-0-2	0-0	0.0-0
at Minnesota	0-1-1	0-0	0.0-0
Indiana	0-1-1	0-0	0.0-0
at Purdue			
Wisconsin			
at Maryland			
Iowa			

CAREER TACKLE STATS

YEAR	G/S	UT	AT	TT	TFL-YD	SCK-YD
2017	10/0	4	10	14	0-0	0.0-0
2018*	4/0	4	0	4	1-1	0.0-0
2019	8/0	6	8	14	1-1	0.0-0
TOTAL	22/0	14	18	32	2-2	0.0-0

*redshirt season

CAREER MISCELLANEOUS STATS

YEAR	FF	FR	PBU	INT	QBH	BLK
2017	0	0	0	0	0	0
2018*	0	0	0	0	0	0
2019	0	0	1	0	0	0
TOTAL	0	0	1	0	0	0

*redshirt season

CAREER HIGHS

Tackles	5 vs. Northern Illinois (2019)
TFLs	1 twice
Sacks	none
Breakups	1 vs. Northern Illinois (2019)



CHASE URBACH #92

6-3 | 215 | SR. | LS
GROSSE POINTE, MICH.

CAREER HONORS

- 4-Time Nebraska Scholar-Athlete Honor Roll
- 4-Time Brook Berringer Citizenship Team
- 4-Time Tom Osborne Citizenship Team

2019 PRESEASON WATCH LISTS

- Patrick Mannelly Award

PERSONAL NOTES

- Earned his degree in public relations in May of 2019

SEASON HIGHLIGHTS

- Has handled all long snapping duties for Nebraska in 2019

CAREER STATS

- **Games:** 18 (10 in 2018; 7 in 2019)
- **Tackles:** 3 (2 solo, 1 assisted)
- **Fumble Recovery:** 1 (vs. Illinois, 2018)

CAREER HIGHS

- **Tackles:** 2 at Michigan (2018)



NOAH VEDRAL #16

6-1 | 190 | SO. | QB
WAHOO, NEB.

CAREER HONORS

- 3-Time Nebraska Scholar-Athlete Honor Roll

PERSONAL NOTES

- His father, Mike, was a three-year letterwinner at tight end for Nebraska (1990-92)
- Three of his uncles (Jon Vedral, Mark Vedral and Matt Turman) were also Husker letterwinners

SEASON HIGHLIGHTS

- Led a 42-yard touchdown drive in his season debut against Northern Illinois in his only series
- Completed 3-of-5 passes for 30 yards in the drive and scored on a three-yard rushing touchdown
- Played the entire fourth quarter in place of Adrian Martinez against Northwestern and threw for 41 yards and rushed for 33 yards
- Led Nebraska on a game-ending six-play, 42-yard, one-minute scoring drive that culminated with the game-winning 24-yard field goal
- Made his first career start at Minnesota and threw for 135 yards and rushed for 49 yards
- Started vs. Indiana and completed 14-of-16 passes for 201 yards
- Also rushed seven times for 21 yards and two TDs while catching a 22-yard pass

CAREER PASSING STATS

YEAR	G/S	CMP-ATT	PCT	YDS	TD	INT
2017*	8/0	22-29	75.9	276	1	0
2018	1/0	2-9	22.2	29	0	1
2019	5/2	33-49	67.3	407	0	0
TOTAL	14/2	57/87	60.5	712	1	1

*at UCF

CAREER RUSHING STATS

YEAR	G/S	ATT.	NET	Y/A	Y/G	TD
2017*	8/0	18	77	4.3	9.6	2
2018	1/0	7	13	1.9	13.0	1
2019	5/2	30	106	3.5	21.2	3
TOTAL	14/2	55	196	3.6	14.0	6

*at UCF

RECEIVING: 1 rec., 22 yds vs. Indiana (2019)

CAREER PASSING HIGHS

Attempts	23 at Minnesota (2019)
Completions	14 twice
Yards	201 vs. Indiana (2019)
Touchdowns	1 vs. UConn (2017)*
Long Completion	51 at Minnesota (2019)

*at UCF

CAREER RUSHING HIGHS

Attempts	15 at Minnesota (2019)
Yards	49 at Minnesota (2019)
Touchdowns	2 vs. Indiana (2019)
Long Rush	22 at Minnesota (2019)



KADE WARNER #81

6-1 | 210 | SO. | WR
SCOTTSDALE, ARIZ.

CAREER HONORS

- Academic All-Big Ten (2018)
- 4-Time Nebraska Scholar-Athlete Honor Roll
- Brook Berringer Citizenship Team (2019)
- Tom Osborne Citizenship Team (2019)

PERSONAL NOTES

- Walk-on is the son on of Kurt Warner, a 2017 Pro Football Hall of Fame inductee, two-time NFL MVP and Super Bowl XXXIV MVP

SEASON HIGHLIGHTS

- Missed the first four games of the season due to injury
- Had three catches at Minnesota - one shy of his career high - totaling a career-high 38 yards, including a career-best 26-yard reception
- Made his first start of the season against Indiana

GAME-BY-GAME

OPPONENT	REC.	YDS	TD	LONG
South Alabama	--Did Not Play--			
at Colorado	--Did Not Play--			
Northern Illinois	--Did Not Play--			
at Illinois	--Did Not Play--			
Ohio State	0	0	0	-
Northwestern	--Did Not Play--			
at Minnesota	3	38	0	
Indiana	0	0	0	-
at Purdue				
Wisconsin				
at Maryland				
Iowa				

CAREER RECEIVING STATS

YEAR	G/S	REC.	YDS	Y/R	Y/G	TD
2017			Redshirt			
2018	9/7	17	95	5.6	10.6	0
2019	3/1	3	38	12.7	12.7	0
TOTAL	12/8	20	133	6.7	11.1	0

CAREER HIGHS

Receptions	4	twice
Receiving Yards	38	at Minnesota (2019)
Receiving Touchdowns	none	
Long Reception	26	at Minnesota (2019)



MIKE WILLIAMS #19

5-10 | 180 | SR. | WR
LAKE CITY, FLA.

CAREER HONORS

- Nebraska Scholar-Athlete Honor Roll (Spring 2019)

CAREER NOTES

- Spent his freshman season at Georgia Southern in 2016

SEASON HIGHLIGHTS

- Earned his third career start vs. South Alabama
- Made his first catch of the season with a 26-yard reception vs. Northern Illinois on a 3rd-and-10 play that kept alive a Husker touchdown drive
- Had a 20-yard reception at Illinois
- Had a career-best 34-yard reception vs. Indiana

GAME-BY-GAME

OPPONENT	REC.	YDS	TD	LONG
South Alabama	0	0	0	-
at Colorado	0	0	0	-
Northern Illinois	1	26	0	26
at Illinois	1	20	0	20
Ohio State	0	0	0	-
Northwestern	1	5	0	5
at Minnesota	0	0	0	-
Indiana	1	34	0	34
at Purdue				
Wisconsin				
at Maryland				
Iowa				

CAREER RECEIVING STATS

YEAR	G/S	REC.	YDS	Y/R	Y/G	TD
2016*	11/0	3	27	9.0	2.5	0
2017			at East Mississippi CC			
2018	12/2	12	122	10.2	10.2	0
2019	8/1	4	85	21.2	10.6	0
TOTAL	31/3	19	234	12.3	7.5	0

*at Georgia Southern

CAREER HIGHS

Receptions	3	twice
Receiving Yards	41	at Northwestern (2018)
Receiving Touchdowns	none	
Long Reception	34	vs. Indiana (2019)



BOE WILSON #56

6-3 | 300 | JR. | OL
LEE'S SUMMIT, MO.

CAREER HONORS

- Honorable-Mention All-Big Ten (2018)
- 2-Time Academic All-Big Ten
- 4-Time Nebraska Scholar-Athlete Honor Roll

CAREER NOTES

- Has started 17 straight games at right guard

SEASON HIGHLIGHTS

- Helped Nebraska total 690 yards at Illinois, NU's highest total in a conference game since 2007
- Helped Nebraska set a school record for completion percentage vs. Indiana (87.0)

CAREER STATS

- Games: 32 (12 in 2017; 12 in 2018; 8 in 2019)
- Starts: 17 (9 in 2018; 8 in 2019)

2019 NEBRASKA SCHEDULE AND RESULTS

DATE	OPPONENT	RESULT	SCORE	RECORD	CONFERENCE	TIME	ATTEND.
Aug. 31	South Alabama	W	35-21	1-0	0-0	3:27	89,502
Sept. 7	at Colorado	L	31-34 (OT)	1-1	0-0	3:49	52,829
Sept. 14	Northern Illinois	W	44-8	2-1	0-0	3:21	89,593
Sept. 21	Illinois *	W	42-38	3-1	1-0	3:40	44,512
Sept. 28	No. 5 Ohio State *	L	7-48	3-2	1-1	2:54	89,759
Oct. 5	Northwestern *	W	13-10	4-2	2-1	3:12	89,384
Oct. 12	at Minnesota *	L	7-34	4-3	2-2	3:04	43,502
Oct. 26	Indiana *	L	31-38	4-4	2-3	3:29	89,317

*Big Ten Conference game

SCORE BY QUARTERS	1ST	2ND	3RD	4TH	OT	TOTAL
Nebraska	52	54	44	60	0	210
Opponents	51	53	90	34	3	231

TEAM STATISTICS

TEAM STATISTICS	NU	OPP
SCORING	210	231
Points Per Game	26.2	28.9
Points Off Turnovers	48	69
FIRST DOWNS	157	168
Rushing	80	78
Passing	65	78
Penalty	12	12
RUSHING YARDAGE	1549	1418
Yards gained rushing	1777	1647
Yards lost rushing	228	229
Rushing Attempts	359	325
Average Per Rush	4.3	4.4
Average Per Game	193.6	177.2
TDs Rushing	17	18
PASSING YARDAGE	1758	1787
Comp-Att-Int	128-208-5	153-256-8
Average Per Pass	8.5	7.0
Average Per Catch	13.7	11.7
Average Per Game	219.8	223.4
TDs Passing	8	11
TOTAL OFFENSE	3307	3205
Total Plays	567	581
Average Per Play	5.8	5.5
Average Per Game	413.4	400.6
KICK RETURNS: #-Yards	13-266	24-515
PUNT RETURNS: #-Yards	12-107	10-24
INT RETURNS: #-Yards	8-121	5-18
KICK RETURN AVERAGE	20.5	21.5
PUNT RETURN AVERAGE	8.9	2.4
INT RETURN AVERAGE	15.1	3.6
FUMBLES-LOST	21-11	9-4
PENALTIES-Yards	51-422	42-380
Average Per Game	52.8	47.5
PUNTS-Yards	41-1712	46-1869
Average Per Punt	41.8	40.6
Net punt average	39.7	37.4
KICKOFFS-Yards	41-2467	45-2719
Average Per Kick	60.2	60.4
Net kick average	39.1	39.5
TIME OF POSSESSION/Game	27:36	32:24
3RD-DOWN Conversions	50/122	49/122
3rd-Down Pct	41%	40%
4TH-DOWN Conversions	6/14	6/12
4th-Down Pct	43%	50%
SACKS BY-Yards	18-118	20-116
MISC YARDS	0	29
TOUCHDOWNS SCORED	28	29
FIELD GOALS-ATTEMPTS	5-12	9-10
ON-SIDE KICKS	0-0	0-0
RED-ZONE SCORES	(21-31) 68%	(30-34) 88%
RED-ZONE TOUCHDOWNS	(16-31) 52%	(24-34) 71%
PAT-ATTEMPTS	(25-27) 93%	(26-28) 93%
ATTENDANCE	447555	140843
Games/Avg Per Game	5/89511	3/46948
Neutral Site Games		0/0

INDIVIDUAL OFFENSIVE STATISTICS

RUSHING	G/GS	ATT	GAIN	LOSS	NET	AVG	TD	LONG	AVG/G
Dedrick Mills	8/3	84	393	13	380	4.5	7	61	47.5
Adrian Martinez	6/6	85	433	92	341	4.0	3	56	56.8
Maurice Washington	7/5	50	319	21	298	6.0	1	60	42.6
Wan'Dale Robinson	8/3	71	321	24	297	4.2	3	42	37.1
Noah Vedral	5/2	30	133	27	106	3.5	3	22	21.2
Luke McCaffrey	2/0	13	79	0	79	6.1	0	14	39.5
Wyatt Mazour	7/0	9	41	0	41	4.6	0	11	5.9
Brody Belt	8/0	4	33	4	29	7.2	0	22	3.6
Rahmir Johnson	2/0	3	9	0	9	3.0	0	5	4.5
JD Spielman	8/8	1	8	0	8	8.0	0	8	1.0
Austin Allen	8/0	1	2	0	2	2.0	0	2	0.2
Andrew Bunch	1/0	2	6	7	-1	-0.5	0	6	-1.0
TEAM	8/0	6	0	40	-40	-6.7	0	0	-5.0
Total	8	359	1777	228	1549	4.3	17	61	193.6
Opponents	8	325	1647	229	1418	4.4	18	66	177.2

PASSING	G/GS	EFFIC	COMP-ATT-INT	PCT	YDS	TD	LNG	AVG/G
Adrian Martinez	6/6	140.88	88-146-5	60.3	1245	7	75	207.5
Noah Vedral	5/2	137.12	33-49-0	67.3	407	0	51	81.4
Luke McCaffrey	2/0	237.73	5-6-0	83.3	71	1	24	35.5
Andrew Bunch	1/0	34.87	1-6-0	16.7	13	0	13	13.0
JD Spielman	8/8	284.80	1-1-0	100.0	22	0	22	2.8
Total	8	140.42	128-208-5	61.5	1758	8	75	219.8
Opponents	8	126.33	153-256-8	59.8	1787	11	96	223.4

RECEIVING	G/GS	NO.	YDS	AVG	TD	LONG	AVG/G
Wan'Dale Robinson	8/3	33	407	12.3	2	49	50.9
JD Spielman	8/8	29	566	19.5	1	65	70.8
Jack Stoll	8/8	18	184	10.2	1	42	23.0
Maurice Washington	7/5	12	162	13.5	2	75	23.1
Kanawai Noa	8/7	10	126	12.6	2	27	15.8
Dedrick Mills	8/3	6	56	9.3	0	20	7.0
Austin Allen	8/3	5	48	9.6	0	24	6.0
Mike Williams	8/1	4	85	21.2	0	34	10.6
Kade Warner	3/1	3	38	12.7	0	26	12.7
Wyatt Mazour	7/0	2	23	11.5	0	13	3.3
Jaevon McQuitty	3/0	2	14	7.0	0	8	4.7
Noah Vedral	5/2	1	22	22.0	0	22	4.4
Darien Chase	3/0	1	13	13.0	0	13	4.3
Kurt Rafdal	5/0	1	9	9.0	0	9	1.8
Jaron Woodyard	2/1	1	5	5.0	0	5	2.5
Total	8	128	1758	13.7	8	75	219.8
Opponents	8	153	1787	11.7	11	96	223.4

PUNT RETURNS	NO.	YDS	AVG	TD	LONG
JD Spielman	11	98	8.9	1	76
Isaiah Stalbird	1	9	9.0	0	0
Total	12	107	8.9	1	76
Opponents	10	24	2.4	0	5

2019 INDIVIDUAL STATISTICS

INTERCEPTIONS	NO.	YDS	AVG	TD	LONG
Cam Taylor-Britt	2	57	28.5	0	48
Lamar Jackson	2	12	6.0	0	11
Eric Lee Jr.	2	38	19.0	1	38
Braxton Clark	1	9	9.0	0	9
Alex Davis	1	5	5.0	0	5
Total	8	121	15.1	1	48
Opponents	5	18	3.6	0	18

KICK RETURNS	NO.	YDS	AVG	TD	LONG
Wan'Dale Robinson	9	188	20.9	0	39
Wyatt Mazour	3	58	19.3	0	23
Maurice Washington	1	20	20.0	0	20
Total	13	266	20.5	0	39
Opponents	24	515	21.5	0	54

FUMBLE RETURNS	NO.	YDS	AVG	TD	LONG
Austin Allen	1	6	6.0	0	6
Carlos Davis	1	3	3.0	0	3
Alex Davis	0	0	0.0	1	0
Total	2	9	4.5	1	6
Opponents	3	78	26.0	0	68

FIELD GOALS	FGM-FGA	PCT	1-19	20-29	30-39	40-49	50-59	LG	BLK
Dylan Jorgensen	0-1	0.0	0-0	0-0	0-1	0-0	0-0	0	1
Isaac Armstrong	2-5	40.0	0-0	1-1	1-3	0-1	0-0	36	2
Lane McCallum	2-4	50.0	0-0	1-3	1-1	0-0	0-0	35	0
Barret Pickering	1-2	50.0	0-0	0-0	1-2	0-0	0-0	30	0
Total	5-12	41.7	0-0	2-4	3-7	0-1	0-0	36	1
Opponents	8-10	80.0	0-0	4-4	2-3	3-3	0-0	47	0

FG SEQUENCE	NEBRASKA	OPPONENTS
South Alabama	31	-
Colorado	(26),48	(20),(34)
Northern Illinois	(36),37,32	(45),(27)
Illinois	27	(47)
Ohio State	-	(23),(36)
Northwestern	(35),29,(24)	(40),34
Minnesota	-	-
Indiana	32,(30)	(22)

Numbers in (parenthesis) indicate field goal was made

PUNTING	NO.	YDS	AVG	LONG	TB	FC	I20	50+	BLK
Isaac Armstrong	41	1712	41.8	58	3	9	15	9	0
Total	41	1712	41.8	58	3	9	15	9	0
Opponents	46	1869	40.6	60	2	16	22	10	1

KICKOFFS	NO.	YDS	AVG	TB	OB	RET.	NET	YDLN
Will Przystup	32	1925	60.2	11	2			
Dylan Jorgensen	8	480	60.0	3	0			
Isaac Armstrong	1	62	62.0	0	0			
Total	41	2467	60.2	14	2	515	39.1	25
Opponents	45	2719	60.4	27	2	266	39.5	25

SCORING	TD	FGs	PATs					DXP	Saf	Pts
			Kick	Rush	Rcv	Pass				
Dedrick Mills	7	0-0	0-0	0-0	0	0-0	0	0	42	
Wan'Dale Robinson	5	0-0	0-0	0-0	0	0-0	0	0	30	
Adrian Martinez	3	0-0	0-0	1-1	0	0-0	0	0	20	
Maurice Washington	3	0-0	0-0	0-0	0	0-0	0	0	18	
Noah Vedral	3	0-0	0-0	0-0	0	0-0	0	0	18	
Lane McCallum	0	2-4	10-11	0-0	0	0-0	0	0	16	
Isaac Armstrong	0	2-5	6-7	0-0	0	0-0	0	0	12	
JD Spielman	2	0-0	0-0	0-0	0	0-0	0	0	12	
Kanawai Noa	2	0-0	0-0	0-0	0	0-0	0	0	12	
Barret Pickering	0	1-2	4-4	0-0	0	0-0	0	0	7	
Eric Lee Jr.	1	0-0	0-0	0-0	0	0-0	0	0	6	
Jack Stoll	1	0-0	0-0	0-0	0	0-0	0	0	6	
Alex Davis	1	0-0	0-0	0-0	0	0-0	0	0	6	
Dylan Jorgensen	0	0-1	5-5	0-0	0	0-0	0	0	5	
Total	28	5-12	25-27	1-1	0	0-0	0	0	210	
Opponents	29	9-10	26-28	0-0	1	1-1	0	1	231	

TOTAL OFFENSE	G	PLAYS	RUSH	PASS	TOTAL	AVG/G
Adrian Martinez	6	231	341	1245	1586	264.3
Noah Vedral	5	79	106	407	513	102.6
Dedrick Mills	8	84	380	0	380	47.5
Maurice Washington	7	50	298	0	298	42.6
Wan'Dale Robinson	8	71	297	0	297	37.1
Luke McCaffrey	2	19	79	71	150	75.0
Wyatt Mazour	7	9	41	0	41	5.9
JD Spielman	8	2	8	22	30	3.8
Brody Belt	8	4	29	0	29	3.6
Andrew Bunch	1	8	-1	13	12	12.0
Rahmir Johnson	2	3	9	0	9	4.5
Austin Allen	8	1	2	0	2	0.2
TEAM	8	6	-40	0	-40	-5.0
Total	8	567	1549	1758	3307	413.4
Opponents	8	581	1418	1787	3205	400.6

ALL PURPOSE	G	RUSH	REC	PR	KOR	IR	TOT	AVG/G
Wan'Dale Robinson	8	297	407	0	188	0	892	111.5
JD Spielman	8	8	566	98	0	0	672	84.0
Maurice Washington	7	298	162	0	20	0	480	68.6
Dedrick Mills	8	380	56	0	0	0	436	54.5
Adrian Martinez	6	341	0	0	0	0	341	56.8
Jack Stoll	8	0	184	0	0	0	184	23.0
Noah Vedral	5	106	22	0	0	0	128	25.6
Kanawai Noa	8	0	126	0	0	0	126	15.8
Wyatt Mazour	7	41	23	0	58	0	122	17.4
Mike Williams	8	0	85	0	0	0	85	10.6
Luke McCaffrey	2	79	0	0	0	0	79	39.5
Cam Taylor-Britt	8	0	0	0	0	57	57	7.1
Austin Allen	8	2	48	0	0	0	50	6.2
Eric Lee Jr.	8	0	0	0	0	38	38	4.8
Kade Warner	3	0	38	0	0	0	38	12.7
Brody Belt	8	29	0	0	0	0	29	3.6
Jaevon McQuitty	3	0	14	0	0	0	14	4.7
Darien Chase	3	0	13	0	0	0	13	4.3
Lamar Jackson	8	0	0	0	0	12	12	1.5
Rahmir Johnson	2	9	0	0	0	0	9	4.5
Isaiah Stalbird	7	0	0	9	0	0	9	1.3
Kurt Rafdal	5	0	9	0	0	0	9	1.8
Braxton Clark	8	0	0	0	0	9	9	1.1
Jaron Woodyard	2	0	5	0	0	0	5	2.5
Alex Davis	8	0	0	0	0	5	5	0.6
Andrew Bunch	1	-1	0	0	0	0	-1	-1.0
TEAM	8	-40	0	0	0	0	-40	-5.0
Total	8	1549	1758	107	266	121	3801	475.1
Opponents	8	1418	1787	24	515	18	3762	470.2

DEFENSIVE STATISTICS

NAME	GP-GS	-----TACKLES-----			TFL-YDS	-SACKS- NO-YARDS	---PASS DEF---		QBH	---FUMBLES---		BLKD	
		SOLO	AST	TOTAL			INT-YDS	BRUP		RCV-YDS	FF	KICK	SAF
7 Mohamed Barry	8-8	35	31	66	4-13	1.0-7	.	1	1	.	.	.	
19 Marquel Dismuke	8-8	32	19	51	2-5	.	.	3	1	.	.	.	
31 Collin Miller	8-8	23	25	48	6-8	.	.	2	1	.	1	.	
3 Will Honas	8-0	22	21	43	5-15	1.0-7	.	.	1	.	.	.	
5 Cam Taylor-Britt	8-7	23	15	38	4-20	1.5-15	2-57	2	.	.	4	.	
13 JoJo Domann	8-3	23	12	35	9-26	1.5-12	.	3	1	.	1	.	
96 Carlos Davis	8-8	15	14	29	4-29	2.5-27	.	3	1	1-3	1	.	
79 Darrion Daniels	8-8	14	13	27	3-7	1.5-2	
21 Lamar Jackson	8-8	20	4	24	3-9	1.0-4	2-12	12	1	.	1	.	
94 Khalil Davis	7-7	16	7	23	7-33	4.0-22	
95 Ben Stille	8-1	5	14	19	4-12	1.5-8	.	.	4	.	.	.	
2 Caleb Tannor	8-4	9	8	17	4-15	2.5-14	.	1	
22 Alex Davis	8-8	10	6	16	2-5	.	1-5	.	5	1-0	.	.	
23 Dicaprio Bootle	8-8	8	7	15	.	.	.	5	
97 Deontre Thomas	8-0	6	8	14	1-1	.	.	1	
6 Eric Lee Jr.	8-1	11	3	14	.	.	2-38	1	
49 Isaiah Stalbird	7-0	8	4	12	2-9	1	1	
93 Damion Daniels	8-0	3	9	12	
30 Eli Sullivan	8-0	6	5	11	2-3	.	.	1	
44 Garrett Nelson	8-0	2	8	10	2-5	
17 Braxton Clark	8-0	4	2	6	.	.	1-9	
36 Reid Karel	8-0	3	2	5	1-1	
43 Tyrin Ferguson	5-0	3	1	4	2-2	
28 Luke Reimer	6-0	2	2	4	1-0	.	.	
24 Jeramiah Stovall	8-0	1	3	4	
38 Brody Belt	8-0	.	3	3	
34 Simon Otte	2-0	1	1	2	
9 Kanawai Noa	8-7	1	1	2	
86 Jack Stoll	8-8	1	1	2	
8 Deontai Williams	2-1	2	.	2	
26 Dedrick Mills	8-3	1	.	1	
25 Tony Butler	3-0	.	1	1	
9 DaiShon Neal	8-0	.	1	1	
56 Boe Wilson	8-8	.	1	1	
18 Mike Williams	8-1	1	.	1	
53 Joseph Johnson	2-0	.	1	1	
18 Myles Farmer	2-0	1	.	1	
99 Will Przystup	7-0	1	.	1	
11 Austin Allen	8-3	1	.	1	1-6	.	.	
58 Chris Cassidy	1-0	.	1	1	
4 Keem Green	1-0	.	1	1	
16 Noah Vedral	5-2	1	.	1	
71 Matt Farniok	8-8	.	1	1	
98 Isaac Armstrong	8-0	1	.	1	
Total	8-0	316	256	572	67-218	18-118	8-121	35	16	4-9	9	1	
Opponents	8-0	333	236	569	66-205	20-116	5-18	15	9	11-78	15	5	

SPECIAL TEAMS TACKLES	UA-A/TOT	USA	COLO	NIU	ILL	OSU	NW	MINN	IND	PUR	WIS	MD	IOWA	B1G
Isaiah Stalbird	5-3/8	-	1-0/1	-	3-0/3	1-0/1	-	-	0-3/3					
Jeramiah Stovall	1-3/4	1-0/1	-	0-3/3	-	-	-	-	-					
Cam Taylor-Britt	2-2/4	0-1/1	1-0/1	-	-	-	1-0/1	-	0-1/1					
Eli Sullivan	1-3/4	-	-	0-1/1	1-1/2	-	-	-	0-1/1					
Caleb Tannor	1-1/2	1-0/1	-	0-1/1	-	-	-	-	-					
Reid Karel	2-0/2	1-0/1	-	-	-	-	1-0/1	-	-					
Brody Belt	0-3/3	0-1/1	-	-	0-1/1	-	-	-	0-1/1					
Colin Miller	1-1/2	-	-	0-1/1	-	-	1-0/1	-	-					
Eric Lee Jr.	1-0/1	1-0/1	-	-	-	-	-	-	-					
Tony Butler	0-1/1	0-1/1	-	-	-	-	-	-	-					
JoJo Domann	1-0/1	-	-	0-1/1	-	-	-	-	-					
Simon Otte	1-1/2	-	-	0-1/1	-	-	-	-	0-1/1					
Braxton Clark	1-0/1	-	-	-	1-0/1	-	-	-	-					
Dedrick Mills	1-0/1	-	-	-	-	1-0/1	-	-	-					
Myles Farmer	1-0/1	-	-	-	-	1-0/1	-	-	-					
Jack Stoll	1-0/1	-	-	-	-	-	-	-	1-0/1					
Will Przystup	1-0/1	-	-	-	-	-	-	-	1-0/1					
Luke Reimer	0-1/1	-	-	-	-	-	-	-	1-0/1					

INDIVIDUAL OFFENSE GAME BY GAME

RUSHING	NO-YDS/TD	USA	COLO	NIU	ILL	OSU	NW	MINN	IND	PUR	WIS	MD	IOWA
Dedrick Mills RB	84-380/7	15-44/2	8-24/0	11-116/1	12-45/2	11-67/1	10-26/0	9-28/1	8-30/0				
Adrian Martinez QB	85-341/3	13-6/0	19-66/2	11-44/1	18-118/0	15-81/0	9-26/0	DNP	DNP				
Maurice Washington RB	50-298/1	6-39/0	15-77/0	4-63/1	10-89/0	4-9/0	5-1/0	6-20/0	DNP				
Wan'Dale Robinson WR	71-297/3	4-21/0	2-9/0	2-0/0	19-89/1	9-27/0	7-44/1	6-24/0	22-83/1				
Noah Vedral QB	30-106/3	DNP	-	1-3/1	DNP	DNP	7-33/0	15-49/0	7-21/2				
Luke McCaffrey QB	13-79/0	DNP	DNP	DNP	DNP	DNP	1-3/0	DNP	12-76/0				
Wyatt Mazour RB	9-41/0	4-12/0	-	1-3/0	2-16/0	-	1-0/0	DNP	1-10/0				
Brody Belt RB	4-29/0	-	-	-	-	-	-	4-29/0	-				
Rahmir Johnson RB	3-9/0	DNP	DNP	3-9/0	DNP	DNP	-	DNP	DNP				
JD Spielman WR	1-8/0	-	1-8/0	-	-	-	-	-	-				
Austin Allen TE	1-2/0	-	-	-	-	-	-	-	1-2/0				
Andrew Bunch QB	2-1/0	DNP	DNP	DNP	DNP	DNP	DNP	2-1/0	DNP				
TEAM	6-40/0	2-24/0	1-5/0	-	3-11/0	-	-	-	-				

RECEIVING	NO-YDS/TD	USA	COLO	NIU	ILL	OSU	NW	MINN	IND	PUR	WIS	MD	IOWA
JD Spielman WR	29-566/1	2-36/0	5-112/1	4-76/0	7-160/0	1-7/0	2-19/0	3-59/0	5-97/0				
Wan'Dale Robinson WR	33-407/2	3-33/0	3-35/0	3-48/0	8-79/2	1-8/0	7-123/0	2-10/0	6-71/0				
Jack Stoll TE	18-184/1	3-66/0	2-4/0	2-38/0	3-45/1	-	1-4/0	4-18/0	3-9/0				
Maurice Washington RB	12-162/2	1-13/0	4-118/1	3-18/1	-	2-10/0	1-2/0	1-5/0	DNP				
Kanawai Noa WR	10-126/2	-	-	3-51/1	1-5/0	1-5/0	2-13/0	-	3-52/1				
Mike Williams WR	4-85/0	-	-	1-26/0	1-20/0	-	1-5/0	-	1-34/0				
Dedrick Mills RB	6-56/0	1-3/0	2-21/0	-	1-9/0	1-10/0	-	1-13/0	-				
Austin Allen TE	5-48/0	1-8/0	-	-	-	2-7/0	1-24/0	-	1-9/0				
Kade Warner WR	3-38/0	DNP	DNP	DNP	DNP	-	DNP	3-38/0	-				
Wyatt Mazour RB	2-23/0	1-13/0	-	-	1-10/0	-	-	DNP	-				
Noah Vedral QB	1-22/0	DNP	-	-	DNP	DNP	-	-	1-22/0				
Jaevon McQuitty WR	2-14/0	1-6/0	DNP	1-8/0	DNP	-	DNP	DNP	DNP				
Darien Chase WR	1-13/0	DNP	DNP	1-13/0	-	DNP	DNP	-	DNP				
Kurt Rafdal TE	1-9/0	-	-	1-9/0	DNP	DNP	-	-	DNP				
Jaron Woodyard WR	1-5/0	DNP	DNP	DNP	DNP	DNP	-	1-5/0	DNP				

PASSING

ADRIAN MARTINEZ	ATT	COMP	INT	PCT	YARDS	TD	LONG	SACK	YDS	EFFIC
South Alabama	22	13	1	59.1	178	0	42	2	17	118.0
Colorado	26	16	1	61.5	290	2	75	6	33	172.9
Northern Illinois	27	16	0	59.3	257	2	41	0	0	163.7
Illinois	34	22	0	64.7	328	3	41	2	7	174.6
Ohio State	17	8	3	47.1	47	0	10	4	23	35.0
Northwestern	20	13	0	65.0	145	0	49	1	2	125.9
TOTALS	146	88	5	60.3	1245	7	75	15	82	140.9
NOAH VEDRAL	ATT	COMP	INT	PCT	YARDS	TD	LONG	SACK	YDS	EFFIC
Northern Illinois	5	3	0	60.0	30	0	13	0	0	110.4
Northwestern	5	2	0	40.0	41	0	32	0	0	108.9
Minnesota	23	14	0	60.9	135	0	51	3	22	110.2
Indiana	16	14	0	87.5	201	0	45	1	5	193.0
TOTALS	49	33	0	67.3	407	0	51	4	27	137.1
LUKE MCCAFFREY	ATT	COMP	INT	PCT	YARDS	TD	LONG	SACK	YDS	EFFIC
Indiana	6	5	0	83.3	71	1	24	0	0	237.7
TOTALS	6	5	0	83.3	71	1	24	0	0	237.7
ANDREW BUNCH	ATT	COMP	INT	PCT	YARDS	TD	LONG	SACK	YDS	EFFIC
Minnesota	6	1	0	16.7	13	0	13	1	7	34.9
TOTALS	6	1	0	16.7	13	0	13	1	7	34.9
JD SPIELMAN	ATT	COMP	INT	PCT	YARDS	TD	LONG	SACK	YDS	EFFIC
Indiana	1	1	0	100.0	22	0	22	0	0	284.8
TOTALS	1	1	0	100.0	22	0	22	0	0	284.8

PUNT RETURNS	NO-YDS/TD	USA	COLO	NIU	ILL	OSU	NW	MINN	IND	PUR	WIS	MD	IOWA
JD Spielman	11-98	4-80	-	2-11	2--3	-	1-3	2-7	-				
Isaiah Stalbird	1-9	-	-	1-9	-	-	-	-	-				

KICK RETURNS	NO-YDS/TD	USA	COLO	NIU	ILL	OSU	NW	MINN	IND	PUR	WIS	MD	IOWA
Wan'Dale Robinson	9-188	3-77	-	-	1-18	3-51	1-19	1-23	-				
Wyatt Mazour	3-58	-	-	1-18	-	-	-	DNP	2-40				
Maurice Washington	1-20	-	-	-	-	-	-	1-20	DNP				

INDIVIDUAL DEFENSE GAME BY GAME

PLAYER	UA-A	TOTAL	USA	COLO	NIU	ILL	OSU	NW	MINN	IND	PUR	WIS	MD	IOWA
Mohamed Barry LB	35-31	66	6-6	6-0	3-7	3-2	1-7	5-3	6-5	5-1				
Marquel Dismuke DB	32-19	51	1-3	6-0	2-1	6-1	4-4	6-1	2-8	5-1				
Collin Miller LB	23-25	48	1-3	6-0	1-4	1-3	3-3	4-4	5-5	2-3				
Will Honas LB	22-21	43	2-1	7-2	2-6	2-2	2-3	2-3	2-2	3-2				
Cam Taylor-Britt CB	23-15	38	2-3	4-1	1-0	3-0	4-3	4-1	3-3	2-4				
JoJo Domann LB	23-12	35	2-2	2-0	4-2	4-1	2-2	5-2	1-0	3-3				
Carlos Davis DL	15-14	29	2-2	2-0	3-3	1-2	2-2	2-2	3-1	0-2				
Darrion Daniels DL	14-13	27	2-2	1-0	2-3	1-1	1-2	4-2	3-3	-				
Lamar Jackson CB	20-4	24	3-0	1-0	3-0	3-0	3-1	3-1	1-2	3-0				
Khalil Davis DL	16-7	23	2-1	5-0	0-1	2-1	4-1	DNP	2-2	1-1				
Ben Stille DL	5-14	19	0-4	2-1	-	-	1-2	1-4	0-2	1-1				
Caleb Tannor LB	9-8	17	3-1	1-0	1-1	1-0	1-3	2-3	-	-				
Alex Davis LB	10-6	16	1-0	2-0	1-0	2-1	1-1	0-2	1-2	2-0				
Dicaprio Bootle CB	8-7	15	0-2	3-0	0-1	-	-	1-1	1-0	3-3				
Eric Lee Jr. DB	11-3	14	3-1	5-0	2-0	-	1-1	-	-	0-1				
Deontre Thomas DL	6-8	14	1-2	-	3-2	0-1	0-1	2-0	0-1	0-1				
Isaiah Stalbird DB	8-4	12	1-0	1-0	2-1	3-0	1-0	-	-	0-3				
Damion Daniels DL	3-9	12	1-2	-	0-4	0-1	2-1	-	-	0-1				
Eli Sullivan DB	6-5	11	3-1	-	1-2	2-1	-	-	-	0-1				
Garrett Nelson LB	2-8	10	0-1	-	0-2	-	0-2	-	1-2	1-1				
Braxton Clark CB	4-2	6	-	-	2-1	1-0	-	1-1	-	-				
Reid Karel DB	3-2	5	0-1	-	2-1	-	-	1-0	-	-				
Tyrin Ferguson LB	3-1	4	-	1-0	0-1	1-0	1-0	DNP	-	DNP				
Jeramiah Stovall CB	1-3	4	1-0	-	0-3	-	-	-	-	-				
Luke Reimer LB	2-2	4	DNP	-	DNP	-	2-1	-	-	0-1				
Brody Belt	0-3	3	0-1	-	-	0-1	-	-	-	0-1				
Deontai Williams DB	2-0	2	2-0	DNP	DNP	DNP	DNP	DNP	DNP	DNP				
Simon Otte LB	1-1	2	DNP	DNP	1-0	DNP	DNP	DNP	DNP	0-1				
Jack Stoll	1-1	2	0-1	-	-	-	-	-	1-0	-				
Kanawai Noa	1-1	2	-	1-0	-	0-1	-	-	-	-				
Matt Farniok	0-1	1	0-1	-	-	-	-	-	-	-				
Boe Wilson	0-1	1	-	-	-	0-1	-	-	-	-				
Isaac Armstrong	1-0	1	-	-	1-0	-	-	-	-	-				
Dedrick Mills	1-0	1	-	-	-	-	1-0	-	-	-				
Tony Butler CB	0-1	1	0-1	DNP	DNP	DNP	-	-	-	DNP				
Austin Allen	1-0	1	-	-	1-0	-	-	-	-	-				
Will Przystup	1-0	1	DNP	-	-	-	-	-	1-0	-				
Noah Vedral	1-0	1	DNP	-	-	DNP	DNP	-	-	1-0				
DaiShon Neal DL	0-1	1	-	-	0-1	-	-	-	-	-				
Myles Farmer DB	1-0	1	DNP	DNP	-	DNP	1-0	DNP	-	DNP				
Joseph Johnson LB	0-1	1	DNP	DNP	-	DNP	0-1	DNP	DNP	DNP				
Chris Cassidy LB	0-1	1	DNP	DNP	0-1	DNP	DNP	DNP	DNP	DNP				
Keem Green DL	0-1	1	DNP	DNP	DNP	DNP	0-1	DNP	DNP	DNP				
Mike Williams	1-0	1	-	-	-	1-0	-	-	-	-				

INDIVIDUAL DEFENSE GAME BY GAME

TACKLES FOR LOSS	UA-A	TOTAL	USA	COLO	NIU	ILL	OSU	NW	MINN	IND	PUR	WIS	MD	IOWA
JoJo Domann LB	5-4	9	2-7	-	1-2	2-11	1-2	2-3	-	1-1				
Khalil Davis DL	7-0	7	1-9	2-9	-	1-4	2-10	DNP	-	1-1				
Collin Miller LB	2-4	6	1-1	1-4	1-1	1-2	-	-	1-0	1-0				
Will Honas LB	3-2	5	1-7	1-0	1-5	2-3	-	-	-	-				
Cam Taylor-Britt CB	2-2	4	2-16	-	-	-	1-3	1-1	-	-				
Mohamed Barry LB	3-1	4	-	1-7	-	-	-	1-3	1-1	1-2				
Ben Stille DL	2-2	4	-	2-4	-	-	-	1-1	-	1-7				
Caleb Tannor LB	2-2	4	-	1-6	-	-	1-8	2-1	-	-				
Carlos Davis DL	2-2	4	-	1-12	2-15	1-2	-	-	-	-				
Lamar Jackson CB	3-0	3	1-4	-	-	2-5	-	-	-	-				
Darrion Daniels DL	2-1	3	-	-	2-2	-	-	1-5	-	-				
Marquel Dismuke DB	1-1	2	1-4	-	-	-	-	-	1-1	-				
Tyrin Ferguson LB	2-0	2	-	-	-	1-1	1-1	DNP	-	DNP				
Garrett Nelson LB	1-1	2	-	-	-	-	-	-	2-5	-				
Isaiah Stalbird DB	1-1	2	-	-	2-9	-	-	-	-	-				
Alex Davis LB	2-0	2	-	2-5	-	-	-	-	-	-				
Eli Sullivan DB	1-1	2	-	-	1-1	1-2	-	-	-	-				
Reid Karel DB	0-1	1	-	-	1-1	-	-	-	-	-				
Deontre Thomas DL	0-1	1	1-1	-	-	-	-	-	-	-				

SACKS	UA-A	TOTAL	USA	COLO	NIU	ILL	OSU	NW	MINN	IND	PUR	WIS	MD	IOWA
Khalil Davis DL	4-0	4.0	1.0-9	-	-	1.0-4	1.0-8	DNP	-	1.0-1				
Caleb Tannor LB	2-1	2.5	-	1.0-6	-	-	1.0-8	0.5-0	-	-				
Carlos Davis DL	2-1	2.5	-	1.0-12	1.5-15	-	-	-	-	-				
Cam Taylor-Britt CB	1-1	1.5	1.0-12	-	-	-	0.5-3	-	-	-				
JoJo Domann LB	1-1	1.5	-	-	-	1.0-10	0.5-2	-	-	-				
Darrion Daniels DL	1-1	1.5	-	-	1.5-2	-	-	-	-	-				
Ben Stille DL	1-1	1.5	-	-	-	-	-	0.5-1	-	1.0-7				
Mohamed Barry LB	1-0	1.0	-	1.0-7	-	-	-	-	-	-				
Will Honas LB	1-0	1.0	1.0-7	-	-	-	-	-	-	-				
Lamar Jackson CB	1-0	1.0	1.0-4	-	-	-	-	-	-	-				

INT RETURNS	NO-YDS	USA	COLO	NIU	ILL	OSU	NW	MINN	IND	PUR	WIS	MD	IOWA
Cam Taylor-Britt	2-57	1-48	-	-	1-9	-	-	-	-				
Lamar Jackson	2-12	-	1-1	-	-	-	1-11	-	-				
Eric Lee Jr.	2-38	2-38	-	-	-	-	-	-	-				
Alex Davis	1-5	-	-	-	-	-	-	-	1-5				
Braxton Clark	1-9	-	-	1-9	-	-	-	-	-				

FORCED FUMBLES	NO	USA	COLO	NIU	ILL	OSU	NW	MINN	IND	PUR	WIS	MD	IOWA
Cam Taylor-Britt	4	1	2	-	-	-	1	-	-				
JoJo Domann	1	-	-	-	1	-	-	-	-				
Lamar Jackson	1	1	-	-	-	-	-	-	-				
Carlos Davis	1	-	-	-	-	-	-	1	-				
Collin Miller	1	-	-	-	-	-	1	-	-				
Isaiah Stalbird	1	-	-	1	-	-	-	-	-				

FUMBLES RECOVERED	NO	USA	COLO	NIU	ILL	OSU	NW	MINN	IND	PUR	WIS	MD	IOWA
Luke Reimer	1	DNP	1	DNP	-	-	-	-	-				
Carlos Davis	1	1	-	-	-	-	-	-	-				
Alex Davis	1	1	-	-	-	-	-	-	-				
Austin Allen TE	1	-	-	1	-	-	-	-	-				

FUMBLES RETURNS	NO-YDS	USA	COLO	NIU	ILL	OSU	NW	MINN	IND	PUR	WIS	MD	IOWA
Austin Allen	1-6	-	-	1-6	-	-	-	-	-				
Carlos Davis	1-3	1-3	-	-	-	-	-	-	-				

TEAM GAME BY GAME

DATE	OPPONENT	RUSHING				RECEIVING				PASSING				KICK RET				PUNT RET				TOTAL OFF.		
		NO.	YDS	TD	LG	NO.	YDS	TD	LG	CMP	ATT	INT	YDS	TD	LG	NO	YDS	TD	LG	NO	YDS		TD	LG
Aug. 31	SOUTH ALABAMA	44	98	2	16	13	178	0	42	13	22	1	178	0	42	3	77	0	39	4	80	1	76	276
Sept. 7	at Colorado	46	179	2	40	16	290	2	75	16	26	1	290	2	75	0	0	0	0	0	0	0	0	469
Sept. 14	N. ILLINOIS	33	238	4	61	19	287	2	41	19	32	0	287	2	41	1	18	0	18	3	20	0	8	525
Sept. 21	at Illinois	64	346	3	44	22	328	3	41	22	34	0	328	3	41	1	18	0	18	2	-3	0	0	674
Sept. 28	OHIO STATE	39	184	1	56	8	47	0	10	8	17	3	47	0	10	3	51	0	18	0	0	0	0	231
Oct. 5	NORTHWESTERN	40	133	1	42	15	186	0	49	15	25	0	186	0	49	1	19	0	19	1	3	0	3	319
Oct. 12	at Minnesota	43	151	1	22	15	148	0	51	15	29	0	148	0	51	2	43	0	23	2	7	0	10	299
Oct. 26	INDIANA	50	220	3	14	20	294	1	45	20	23	0	294	1	45	2	40	0	23	0	0	0	0	514
Totals		359	1549	17	61	128	1758	8	75	128-208-5	1758	8	75	13	266	0	39	12	107	1	76	3307		
Opponent		325	1418	18	66	153	1787	11	96	153-256-8	1787	11	96	24	515	0	54	10	24	0	5	3205		

DATE	OPPONENT	TACKLES				SACKS		FUMBLE		INT-YDS	QBH	PBU	BLKD KICK	KICKS-XPTS				PTS		
		SOL	AST	TOT	TFL-YDS	NO-YDS	FF	FR-YDS	ATT-MAD					RUN	RCV	SAF				
Aug. 31	SOUTH ALABAMA	39	42	81	9.0-49	4.0-32	2	2-3	3-86	2	4	0	5-5	0	0	0	0	0	0	3
Sept. 7	at Colorado	56	4	60	10.0-47	3.0-25	2	1-0	1-1	3	2	0	4-4	0	0	0	0	0	0	31
Sept. 14	N. ILLINOIS	38	48	86	8.0-35	3.0-17	1	1-6	1-9	4	10	1	6-5	0	0	0	0	0	0	44
Sept. 21	at Illinois	37	20	57	9.0-30	2.0-14	1	0-0	1-9	1	10	0	5-4	1	0	0	0	0	0	42
Sept. 28	OHIO STATE	38	42	80	5.0-24	4-21	0	0-0	0-0	0	2	0	1-1	0	0	0	0	0	0	7
Oct. 5	NORTHWESTERN	43	30	73	6.0-14	1.0-1	2	0-0	1-11	1	2	0	1-1	0	0	0	0	0	0	13
Oct. 12	at Minnesota	33	38	71	3.0-7	0.0-0	1	0-0	0-0	0	2	0	1-1	0	0	0	0	0	0	7
Oct. 26	INDIANA	32	32	64	4.0-11	2.0-8	0	0-0	1-5	5	2	0	4-4	0	0	0	0	0	0	31
Totals		316	256	572	54.0-218	18.0-118	9	4-9	8-121	16	35	1	27-25	1	0	0	210			
Opponent		333	236	569	57.0-205	20.0-116	15	11-78	5-18	9	15	5	28-26	0	1	1	231			

DATE	OPPONENT	PUNTING										FIELD GOALS			KICKOFFS				
		NO	YDS	AVG	LG	BLK	TB	FC	50+	120	ATT-MADE	LG	BLKD	NO	YDS	AVG	TB	OB	
Aug. 31	SOUTH ALABAMA	6	273	45.5	54	0	1	0	2	3	1-0	0	1	6	350	58.3	1	0	
Sept. 7	at Colorado	5	231	46.2	51	0	0	0	1	2	2-1	0	0	6	387	64.5	5	0	
Sept. 14	N. ILLINOIS	3	136	45.3	53	0	0	0	1	3	3-1	0	0	9	513	57.0	4	0	
Sept. 21	at Illinois	4	186	46.5	58	0	0	1	2	1	1-0	0	0	7	433	61.9	0	1	
Sept. 28	OHIO STATE	5	176	35.2	39	0	0	2	0	0	0-0	0	0	2	133	66.5	0	0	
Oct. 5	NORTHWESTERN	10	419	41.9	54	0	1	4	2	3	3-2	0	0	3	190	63.3	2	0	
Oct. 12	at Minnesota	6	231	38.5	52	0	1	1	1	3	0-0	0	0	2	125	62.5	1	0	
Oct. 26	INDIANA	2	60	30.0	41	0	0	1	0	0	2-1	0	0	6	336	56.0	1	1	
Totals		41	1712	41.8	58	0	3	9	9	15	12-5	36	3	41	2467	60.2	14	2	
Opponent		46	1869	40.6	60	1	2	16	10	22	10-9	47	0	45	2719	60.4	27	2	

OPPONENT GAME BY GAME

DATE	OPPONENT	RUSHING				RECEIVING				PASSING				KICK RET				PUNT RET				TOTAL OFF.		
		NO.	YDS	TD	LG	NO.	YDS	TD	LG	CMP	ATT	INT	YDS	TD	LG	NO	YDS	TD	LG	NO	YDS		TD	LG
Aug. 31	SOUTH ALABAMA	44	83	1	15	19	231	2	36	19	35	3	231	2	36	5	74	0	17	1	0	0	0	314
Sept. 7	at Colorado	37	89	2	18	28	375	2	96	28	41	1	375	2	96	1	54	0	54	1	4	0	4	464
Sept. 14	N. ILLINOIS	32	74	0	22	28	276	0	28	28	49	1	276	0	28	4	49	0	17	2	5	0	4	350
Sept. 21	at Illinois	38	221	4	66	9	78	1	26	9	24	1	78	1	26	6	158	0	38	1	5	0	5	299
Sept. 28	OHIO STATE	53	368	3	41	15	212	3	38	15	22	0	212	3	38	2	46	0	23	2	3	0	2	580
Oct. 5	NORTHWESTERN	41	157	1	12	19	136	0	23	19	32	1	136	0	23	1	50	0	50	2	3	0	3	293
Oct. 12	at Minnesota	49	322	4	35	8	128	1	45	8	13	0	128	1	45	1	32	0	32	1	4	0	4	450
Oct. 26	INDIANA	50	220	3	14	20	294	1	45	20	23	0	294	1	45	2	40	0	23	0	0	0	0	514
Totals		359	1549	17	61	128	1758	8	75	128-208-5	1758	8	75	13	266	0	39	12	107	1	76	3307		
Opponent		325	1418	18	66	153	1787	11	96	153-256-8	1787	11	96	24	515	0	54	10	24	0	5	3205		

DATE	OPPONENT	TACKLES				SACKS		FUMBLE		INT-YDS	QBH	PBU	BLKD KICK	KICKS-XPTS				PTS		
		SOL	AST	TOT	TFL-YDS	NO-YDS	FF	FR-YDS	ATT-MAD					RUN	RCV	SAF				
Aug. 31	SOUTH ALABAMA	36	38	74	5.0-24	2.0-17	1	2-0	1-18	1	1	1	3-3	0	0	0	0	0	0	21
Sept. 7	at Colorado	46	16	62	7.0-34	6.0-33	3	2-0	1-0	1	2	0	4-4	0	0	0	0	0	0	34
Sept. 14	N. ILLINOIS	35	20	55	6.0-12	0.0-0	2	1-0	0-0	5	2	3	0-0	0	0	0	0	0	1	8
Sept. 21	at Illinois	57	40	97	13.0-41	2.0-7	4	4-10	0-0	0	3	1	5-5	0	0	0	0	0	0	38
Sept. 28	OHIO STATE	30	26	56	8.0-27	5-23	1	0-0	3-0	0	1	0	6-6	0	0	0	0	0	0	48
Oct. 5	NORTHWESTERN	38	30	68	9.0-25	1.0-2	0	0-0	0-0	2	1	0	1-1	0	0	0	0	0	0	10
Oct. 12	at Minnesota	39	40	79	5.0-33	4.0-29	1	0-0	0-0	0	4	0	5-4	0	0	0	0	0	0	34
Oct. 26	INDIANA	32	32	64	4.0-11	2.0-8	0	0-0	1-5	5	2	0	4-4	0	0	0	0	0	0	31
Totals		316	256	572	54.0-218	18.0-118	9	4-9	8-121	16	35	1	27-25	1	0	0	210			
Opponent		333	236	569	57.0-205	20.0-116	15	11-78	5-18	9	15	5	28-26	0	1	1	231			

DATE	OPPONENT	PUNTING										FIELD GOALS			KICKOFFS				
		NO	YDS	AVG	LG	BLK	TB	FC	50+	120	ATT-MADE	LG	BLKD	NO	YDS	AVG	TB	OB	
Aug. 31	SOUTH ALABAMA	7	287	41.0	57	0	0	2	1	1	0-0	0	0	4	252	63.0	1	0	
Sept. 7	at Colorado	6	271	45.2	60	0	1	3	1	5	2-2	0	0	6	390	65.0	6	0	
Sept. 14	N. ILLINOIS	7	270	38.6	57	1	0	1	2	3	2-2	0	0	3	127	42.3	0	2	
Sept. 21	at Illinois	8	368	46.0	59	0	0	2	3										

TEAM COMPARISON

OPPONENT	SCORE	1ST DNS (RUN/PASS/PEN.)	RUSHING	PASSING	PASS YDS	TOTAL OFFENSE	RET YDS	T/O
SOUTH ALABAMA	35-21	15/19 (6/6; 8/11; 1/2)	44-98/44-83	13-22-1/19-35-3	178/231	66-276/79-314	246/92	3/5
Colorado	31-34	19/22 (9/8; 8/13; 2/1)	46-179/37-89	16-26-1/28-41-1	290/375	72-469/78-464	1/58	3/2
N. ILLINOIS	44-8	22/20 (9/4; 12/15; 1/1)	33-238/32-74	19-32-0/28-49-1	287/276	65-525/81-350	53/54	1/2
Illinois	42-38	32/14 (18/9; 13/4; 1/1)	64-346/38-221	22-34-0/9-24-1	328/78	98-674/62-299	24/173	4/1
OHIO STATE	7-48	15/31 (12/20; 2/10; 1/1)	39-184/53-368	8-17-3/15-22-0	47/212	56-231/75-580	51/49	3/0
NORTHWESTERN	13-10	12/18 (5/9; 6/6; 1/3)	40-133/41-157	15-25-0/19-32-1	186/136	65-319/73-293	33/53	0/1
Minnesota	7-34	16/20 (10/16; 5/4; 1/0)	43-151/49-322	15-29-0/8-13-0	148/128	72-299/62-450	50/36	0/0
INDIANA	31-38	26/24 (11/6; 11/15; 4/3)	50-220/31-104	20-23-0/27-40-1	294/351	73-514/71-455	45/120	2/1
Totals	210-231	157/168 (80/78; 65/78; 12/12)	359-1549/325-1418	128-208-5/153-256-8	1758/1787	567-3307/581-3205	503/635	16/12

Note: Game totals are displayed in the format NEBRASKA/OPPONENT for each category

OPPONENT	3RD DOWN	4TH DOWN	TIME POSS	MARGIN	YDS/RUSH	YDS/PASS	YDS/PLAY	PUNTING	PENALTIES
SOUTH ALABAMA	6-15/7-17	1-2/0-1	25:47/34:13	-8:26	2.2/1.9	8.1/6.6	4.2/4.0	6-45.5/7-41.0	8-64/7-44
Colorado	5-15/6-17	1-1/2-2	29:24/30:36	-1:12	3.9/2.4	11.2/9.1	6.5/5.9	5-46.2/6-45.2	7-65/9-65
N. ILLINOIS	6-13/5-20	1-1/2-6	22:02/37:58	-15:56	7.2/2.3	9.0/5.6	8.1/4.3	3-45.3/7-38.6	1-15/4-40
Illinois	11-19/1-12	1-2/0-1	37:04/22:56	14:08	5.4/5.8	9.6/3.2	6.9/4.8	4-46.5/8-46.0	10-70/4-30
OHIO STATE	4-12/10-13	1-2/0-0	23:06/36:54	-13:48	4.7/6.9	2.8/9.6	4.1/7.7	5-35.2/1-59.0	6-57/2-25
NORTHWESTERN	6-19/5-16	0-0/0-0	28:39/31:21	-2:42	3.3/3.8	7.4/4.2	4.9/4.0	10-41.9/9-35.6	8-74/6-50
Minnesota	6-16/8-13	0-4/0-0	27:13/32:47	-5:34	3.5/6.6	5.1/9.8	4.2/7.3	6-38.5/5-34.8	5-33/4-42
INDIANA	6-13/7-14	1-2/2-2	27:32/32:28	-4:56	4.4/3.4	12.8/8.8	7.0/6.4	2-30.0/3-40.0	6-44/6-84
Totals	50-122/49-122	6-14/6-12	220:47/259:13	-38:26	4.3/4.4	8.5/7.0	5.8/5.5	41-41.8/46-40.6	422/380

Note: Game totals are displayed in the format NEBRASKA/OPPONENT for each category

NEBRASKA RED ZONE CHART

NEBRASKA INSIDE OPPONENT RED-ZONE

DATE	OPPONENT	SCORE	TIMES IN RZ	TIMES SCORED	PTS	TOTAL TDS	RUSH TDS	PASS TDS	FGs MADE	FGs MISS	DOWNED	INT	FUMB	HALF	GAME
Aug. 31	South Alabama	W, 35-21	3	2	14	2	2	0	0	1	0	0	0	0	0
Sept. 7	at Colorado	L, 31-34	3	3	17	2	2	0	1	0	0	0	0	0	0
Sept. 14	Northern Illinois	W, 44-8	6	3	17	2	2	0	1	2	0	0	1	0	0
Sept. 21	at Illinois*	W, 42-38	7	5	35	5	3	2	0	1	0	0	0	1	0
Sept. 28	Ohio State*	L, 7-48	2	1	7	1	1	0	0	0	1	0	0	0	0
Oct. 5	Northwestern*	W, 13-10	3	2	6	0	0	0	2	1	0	0	0	0	0
Oct. 12	at Minnesota*	L, 7-34	1	1	7	1	1	0	0	0	0	0	0	0	0
Oct. 26	Indiana *	L, 31-38	6	4	24	3	3	0	1	1	0	0	1	0	0
Totals			31	21	127	16	14	2	5	6	1	0	2	1	0
			21 of 31 (67.7%)												

OPPONENT INSIDE NEBRASKA RED-ZONE

DATE	OPPONENT	SCORE	TIMES IN RZ	TIMES SCORED	PTS	TOTAL TDS	RUSH TDS	PASS TDS	FGs MADE	FGs MISS	DOWNED	INT	FUMB	HALF	GAME
Aug. 31	South Alabama	W, 35-21	4	3	21	3	1	2	0	0	0	1	0	0	0
Sept. 7	at Colorado	L, 31-34	4	4	20	2	2	0	2	0	0	0	0	0	0
Sept. 14	Northern Illinois	W, 44-8	2	1	3	0	0	0	1	0	1	0	0	0	0
Sept. 21	at Illinois*	W, 42-38	2	2	14	2	2	0	0	0	0	0	0	0	0
Sept. 28	Ohio State*	L, 7-48	8	8	48	6	3	3	2	0	0	0	0	0	0
Oct. 5	Northwestern*	W, 13-10	2	1	7	1	1	0	0	1	0	0	0	0	0
Oct. 12	at Minnesota*	L, 7-34	6	5	34	5	4	1	0	0	0	0	0	1	0
Oct. 26	Indiana *	L, 31-38	6	6	38	5	3	2	1	0	0	0	0	0	0
Totals			34	30	185	24	16	8	6	1	1	1	0	1	0
			30 of 34 (88.2%)												

NEBRASKA & OPPONENT LONG PLAYS & DRIVE INFORMATION

LONG SEASON PLAYS (20 OR MORE YARDS)

	[-----NEBRASKA-----]				[-----OPPONENT-----]			
	RUSH	PASS	RET	TOT	RUSH	PASS	RET	TOT
South Alabama	0	1	4	5	0	4	0	4
Colorado	1	6	0	7	0	4	1	5
Northern Illinois	3	6	0	9	1	2	0	3
Illinois	6	8	0	14	2	1	5	8
Ohio State	1	0	0	1	5	4	1	10
Northwestern	1	4	0	5	0	1	1	2
Minnesota	2	2	1	5	5	2	1	8
Indiana	0	7	1	8	0	9	1	10
Total	14	34	6	54	13	27	10	50

LONG DRIVE SUPERLATIVES

	NEBRASKA	OPPONENT
Most Yards (Result)	96 at Colorado (TD)	96 at Colorado (TD)
Most Plays (Result)	17 Ohio State (Downs)	12 Ohio State (TD)
Most Time (Result)	7:17 Ohio State (Downs)	7:18 at Colorado (Punt)

NEBRASKA LONG PLAYS (54; 14 RUNS; 34 PASSES; 6 RETURNS)

YDS	OPPONENT	PLAY	RESULT
76	South Alabama	PR (Spielman)	Touchdown
75	Colorado	Pass (Martinez-Washington)	Touchdown
65	Colorado	Pass (Martinez-Spielman)	Touchdown
61	Northern Illinois	Run (Mills)	1st-10
60	Northern Illinois	Run (Washington)	Touchdown
56	Ohio State	Run (Martinez)	1st-10
51	Minnesota	Pass (Vedral-Spielman)	1st-10
49	Northwestern	Pass (Martinez-Robinson)	1st-10
48	South Alabama	IR (Taylor-Britt)	1st-10
45	Indiana	Pass (Vedral-Spielman)	1st-10
44	Illinois	Run (Martinez)	1st-10
42	South Alabama	Pass (Martinez-Stoll)	1st-Goal
42	Northwestern	Run (Robinson)	Touchdown
41	Northern Illinois	Pass (Martinez-Spielman)	1st-10
41	Illinois	Pass (Martinez-Spielman)	1st-10
41	Illinois	Run (Washington)	1st-10
40	Colorado	Run (Washington)	1st-10
39	South Alabama	KOR (Robinson)	1st-10
38	South Alabama	IR (Lee Jr.)	Touchdown
34	Indiana	Pass (Vedral-Williams)	1st-10
32	Indiana	Pass (Vedral-Robinson)	1st-10
32	Northwestern	Pass (Vedral-Robinson)	1st-10
31	Indiana	Pass (Vedral-Spielman)	1st-10
30	Northern Illinois	Pass (Martinez-Robinson)	1st-10
28	Colorado	Pass (Martinez-Washington)	1st-10
27	Northern Illinois	Pass (Martinez-Noa)	Touchdown
27	Northern Illinois	Pass (Martinez-Stoll)	1st-10
27	Illinois	Pass (Martinez-Robinson)	Touchdown
26	Northern Illinois	Pass (Martinez-Williams)	1st-10
26	Minnesota	Pass (Vedral-Warner)	1st-10
26	Illinois	Pass (Martinez-Spielman)	1st-10
25	Illinois	Run (Washington)	1st-10
25	Illinois	Run (Martinez)	1st-10
25	Colorado	Pass (Martinez-Robinson)	1st-10
24	Northern Illinois	Run (Mills)	Touchdown
24	Northwestern	Pass (Martinez-Allen)	1st-10
24	Northwestern	Pass (Martinez-Robinson)	1st-10
24	Indiana	Pass (McCaffrey-Noa)	Touchdown
23	Indiana	KOR (Mazour)	1st-10
23	Minnesota	KOR (Robinson)	1st-10
22	Minnesota	Run (Belt)	1st-10
22	Minnesota	Run (Vedral)	1st-10
22	Illinois	Pass (Martinez-Robinson)	1st-10
22	Illinois	Pass (Martinez-Stoll)	1st-10
22	Indiana	Pass (Spielman-Vedral)	1st-10
22	Indiana	Pass (McCaffrey-Robinson)	1st-10
21	Illinois	Run (Robinson)	1st-10
21	Colorado	Pass (Martinez-Spielman)	1st-10
21	Northern Illinois	Pass (Martinez-Washington)	Touchdown
20	Colorado	Pass (Martinez-Mills)	1st-10
20	Illinois	Pass (Martinez-Adams)	1st-10
20	Illinois	Pass (Martinez-Spielman)	Fumble
20	Illinois	Pass (Martinez-Spielman)	1st-10
20	Illinois	Pass (Martinez-Williams)	1st-10

OPPONENT LONG PLAYS 50; 13 RUNS; 27 PASSES; 10 RETURNS)

YDS	OPPONENT	PLAY	RESULT
96	Colorado	Pass (Montez-Nixon)	Touchdown
68	Indiana	FR (Stallings)	1st-10
66	Illinois	Run (Corbin)	Touchdown
57	Colorado	Pass (Montez-Jackson)	1st-10
54	Colorado	KOR (Shenault)	Turnover
50	Northwestern	KOR (Lees)	1st-10
45	Minnesota	Pass (Morgan-Johnson)	1st-10
45	Minnesota	Pass (Morgan-Johnson)	1st-10
41	Ohio State	Run (Fields)	1st-10
40	Indiana	Pass (Ramsey-Hendershot)	1st-10
38	Indiana	Pass (Ramsey-Fryfogle)	1st-10
38	Ohio State	Pass (Fields-Mack)	1st-10
38	Illinois	KOR (Brown)	1st-10
36	Illinois	Run (Brown)	Touchdown
36	Ohio State	Run (Crowley)	1st-10
36	South Alabama	Pass (Johnson-Sutherland)	1st-10
35	Minnesota	Run (Smith)	1st-10
32	Minnesota	KOR (Douglas)	1st-10
29	Illinois	KOR (Brown)	1st-10
28	Northern Illinois	Pass (Bowers-Crawford)	1st-10
28	Minnesota	Run (Brooks)	1st-10
27	South Alabama	Pass (Johnson-Minter)	1st-10
27	South Alabama	Pass (Johnson-Tolbert)	1st-10
27	Illinois	KOR (Brown)	1st-10
27	Illinois	KOR (Brown)	1st-10
27	Ohio State	Pass (Fields-Teague)	1st-10
27	Ohio State	Pass (Fields-Victor)	1st-10
26	Ohio State	Run (Teague)	1st-10
26	Ohio State	Run (Dobbins)	1st-10
26	Illinois	Pass (Peters-Imatorbhebe)	Touchdown
26	Colorado	Pass (Montez-Brown)	Touchdown
26	Northern Illinois	Pass (Childers-Lersch)	1st-10
25	South Alabama	Pass (Johnson-Baker)	1st-10
25	Minnesota	Run (Brooks)	1st-10
24	Ohio State	Run (Dobbins)	1st-10
24	Indiana	Pass (Ramsey-Philyor)	1st-10
23	Indiana	Pass (Ramsey-Scott)	1st-10
23	Indiana	Pass (Ramsey-Philyor)	1st-10
23	Indiana	Pass (Ramsey-Philyor)	1st-10
23	Northwestern	Pass (Smith-Chiaokhiao-Bowman)	1st-10
23	Ohio State	KOR (McCall)	1st-10
23	Minnesota	Run (Smith)	1st-10
22	Northern Illinois	Run (Nettles)	1st-10
22	Illinois	KOR (Brown)	1st-10
22	Indiana	Pass (Ramsey-Fryfogle)	1st-10
21	Indiana	Pass (Ramsey-Philyor)	1st-10
21	Colorado	Pass (Montez-Nixon)	1st-10
21	Minnesota	Run (Ibrahim)	1st-10
20	Ohio State	Pass (Fields-Hill)	1st-10
20	Indiana	Pass (Ramsey-Philyor)	1st-10

GAME-OPENING DRIVES

OPPONENT	[-----NEBRASKA-----]			[-----OPPONENT-----]		
	PTS.	1ST DWN	YDS	PTS.	1ST DWN	YDS
South Alabama	7	3	81	0	1	23
at Colorado	7	3	96	0	3	33
Northern Illinois	3	2	58	0	0	1
at Illinois	0	1	51	7	1	71
Ohio State	0	2	31	7	3	50
Northwestern	0	0	0	0	0	4
at Minnesota	0	3	46	7	3	71
Indiana	7	2	75	3	3	71

SECOND-HALF OPENING DRIVES

OPPONENT	[-----NEBRASKA-----]			[-----OPPONENT-----]		
	PTS.	1ST DWN	YDS	PTS.	1ST DWN	YDS
South Alabama	0	2	34	0	1	17
at Colorado	0	1	9	0	2	30
Northern Illinois	0	1	17	3	3	66
at Illinois	0	0	2	7	3	78
Ohio State	0	1	15	3	4	57
Northwestern	0	0	-4	7	4	58
at Minnesota	0	1	22	7	63	2
Indiana	0	0	8	0	2	30

NEBRASKA & OPPONENT SCORING DRIVES, MISCELLANEOUS STATS

SCORING DRIVES

GAME	SCORING DRIVES		[----TIME----]		[--PLAYS--]		5 OR LESS	1 OR 0
	DRIVES	TOT	AVG.	TOT	AVG.			
South Alabama	5	6:55	1:23	21	4.20		3	3
Colorado	5	14:40	2:56	32	6.40		2	1
Northern Illinois	7	10:06	1:26	38	5.43		4	1
Illinois	6	16:19	2:43	49	8.17		0	0
Ohio State	1	1:55	1:55	5	5.00		1	0
Northwestern	3	9:57	3:19	24	8.00		0	0
Minnesota	1	4:09	4:09	14	14.00		0	0
Indiana	5	10:53	2:10	35	7.00		2	0
TOTAL	33	74:54	2:16	218	6.6		12	5
OPPONENTS	38	94:56	2:29	227	5.97		16	4

GAME	PENALTY NUMBERS	NU PEN.-YDS.	OPP. PEN.-YDS.
South Alabama		8-64	7-44
Colorado		7-65	9-65
Northern Illinois		1-15	4-40
Illinois		10-70	4-30
Ohio State		6-57	2-25
Northwestern		8-74	6-50
Minnesota		5-44	4-42
Indiana		6-44	6-84
Totals (Avg/Penalty)		51-433 (8.5)	42-380 (9.0)
Avg/Game		6.4-54.1	5.3-47.5

NEBRASKA SCORING DRIVES

OPPONENT	[----DRIVE----]					
	PLAYS	YDS	TIME	SCORE	QTR./TIME	PLAY
South Alabama	9	81	2:41	7-0	1st/12:19	Mills 1-yd. run
South Alabama	12	42	4:24	14-7	2nd/9:15	Mills 1-yd. run
South Alabama	0	0	0:00	21-7	3rd/13:11	Lee Jr. 38-yd. interception return
South Alabama	0	0	0:00	28-7	3rd/6:47	Spielman 76-yd. punt return
South Alabama	0	0	0:00	35-21	4th/14:54	Davis 0-yd. fumble recovery
Colorado	5	96	1:40	7-0	1st/6:02	Spielman 65-yd. pass from Martinez
Colorado	13	95	6:53	14-0	2nd/6:37	Martinez 5-yd. run
Colorado	6	34	2:59	17-0	2nd/2:47	Armstrong 26-yd. FG
Colorado	1	75	0:13	24-14	4th/14:22	Washington 75-yd. pass from Martinez
Colorado	8	75	2:41	31-24	4th/5:49	Martinez 6-yd. run
Northern Illinois	5	58	2:25	3-0	1st/12:31	Armstrong 36-yd. FG
Northern Illinois	1	21	0:07	10-0	1st/6:22	Washington 21-yd. pass from Martinez
Northern Illinois	4	83	1:11	16-0	2nd/12:20	Washington 60-yd. run
Northern Illinois	4	50	0:39	23-3	2nd/7:19	Mills 24-yd. run
Northern Illinois	5	87	0:39	30-5	2nd/0:05	Noa 27-yd. pass from Martinez
Northern Illinois	7	48	2:42	37-8	3rd/3:00	Martinez 10-yd. run
Northern Illinois	9	42	2:28	44-8	4th/4:04	Vedral 3-yd. run
Illinois	10	75	3:05	7-14	1st/5:07	Stoll 6-yd. pass from Martinez
Illinois	6	79	2:27	14-21	2nd/8:20	Robinson 27-yd. pass from Martinez
Illinois	7	75	1:35	21-28	3rd/9:41	Robinson 3-yd. pass from Martinez
Illinois	9	75	3:29	27-35	3rd/2:11	Mills 14-yd. run
Illinois	6	64	1:35	35-35	4th/14:29	Mills 2-yd. run
Illinois	11	75	4:08	42-38	4th/8:00	Robinson 1-yd. run
Ohio State	5	75	1:55	7-48	3rd/2:07	Mills 9-yd. run
Northwestern	8	70	3:47	7-0	1st/4:25	Robinson 42-yd. run
Northwestern	10	61	5:10	10-0	2nd/8:24	McCallum 35-yd. FG
Northwestern	6	42	1:00	13-10	4th/0:00	McCallum 24-yd. FG
Minnesota	14	80	4:09	7-34	4th/12:32	Mills 2-yd. run
Indiana	5	75	1:28	7-0	1st/13:32	Vedral 4-yd. run
Indiana	5	75	1:48	14-3	1st/6:57	Vedral 1-yd. run
Indiana	6	74	1:13	21-16	2nd/0:39	Noa 24-yd. pass from McCaffrey
Indiana	13	63	4:37	24-24	3rd/2:53	Pickering 30-yd. FG
Indiana	6	75	1:47	31-38	4th/10:21	Robinson 4-yd. run

NEBRASKA POINTS OFF TURNOVERS

GAME	TOs GAINED	TD	FG-FGA	PTS.	(NU FUM./LOST, INT)
South Alabama	5 (2/2 F/L, 3 INT)	2	0-0	14	3 (4/2 F/L, 1 INT)
Colorado	2 (2/1 F/L, 1 INT)	0	1-1	3	3 (3/2 F/L, 1 INT)
Northern Illinois	2 (1/1 F/L, 1 INT)	2	0-0	14	1 (2/1 F/L, 0 INT)
Illinois	1 (1/0 F/L, 1 INT)	1	0-0	0	4 (4/4 F/L, 0 INT)
Ohio State	0 (0/0 F/L, 0 INT)	0	0-0	0	3 (1/0 F/L, 3 INT)
Northwestern	1 (2/0 F/L, 1 INT)	1	0-0	7	0 (1/0 F/L, 0 INT)
Minnesota	0 (1/0 F/L, 0 INT)	0	0-0	0	0 (2/0 F/L, 0 INT)
Indiana	1 (0/0 F/L, 1 INT)	0	0-0	0	2 (3/2 F/L, 0 INT)
TOTAL	12 (9/4 F/L, 8 INT)	7	1-1	52	16 (20/11 F/L, 5 INT)
OPPONENTS	16 (20/11 F/L, 5 INT)	9	2-2	69	12 (9/4 F/L, 8 INT)

STARTING FIELD POSITION*

GAME	NU AVG. START	OPP. AVG. START	NU DIFF.
	(yards/drives/in 20/past 50)	(yards/drives/in 20/past 50)	
South Alabama	33.6 (470/14/2/3)	30.4 (486/16/4/2)	+3.2
Colorado	22.1 (309/14/4/1)	31.4 (440/14/3/2)	-9.3
Northern Illinois	37.9 (569/15/3/6)	22.9 (343/15/5/0)	+15.1
Illinois	23.4 (375/16/6/1)	38.9 (661/17/2/4)	-15.5
Ohio State	20.6 (206/10/3/0)	32.8 (361/11/2/2)	-12.2
Northwestern	27.7 (388/14/3/2)	27.9 (390/14/3/1)	-0.2
Minnesota	25.1 (276/11/2/0)	31.9 (383/12/3/3)	-6.8
Indiana	22.0 (242/11/3/0)	37.3 (447/12/1/2)	-15.3
Totals	27.0 (2835/105/26/13)	31.6 (3511/111/23/16)	-4.6

*does not include drives with time of 0:00 (i.e. defensive and special teams touchdowns, end of half turnovers, overtime, etc.)

OPPONENT SCORING DRIVES

OPPONENT	[----DRIVE----]					
	PLAYS	YDS	TIME	SCORE	QTR./TIME	PLAY
South Alabama	9	41	3:10	7-7	1st/5:32	Johnson 3-yd. run
South Alabama	3	13	1:24	14-28	3rd/6:47	Flenord 9-yd. pass from Johnson
South Alabama	6	58	2:42	21-28	3rd/2:17	Taylor 9-yd. pass from Johnson
Colorado	8	64	2:24	7-17	3rd/1:42	Mangham 11-yd. run
Colorado	1	96	0:14	14-17	4th/14:36	Nixon 96-yd. pass from Montez
Colorado	5	75	1:50	21-24	4th/12:19	Mangham 7-yd. run
Colorado	7	17	2:20	24-24	4th/8:30	Stefanou 20-yd. FG
Colorado	10	71	3:07	31-31	4th/0:46	Brown 26-yd. pass from Montez
Colorado	5	8	0:00	31-34	OT	Stefanou 34-yd. FG
Northern Illinois	8	48	4:22	3-16	2nd/7:58	Richardson 45-yd. FG
Northern Illinois	0	0	0:00	5-23	2nd/1:49	Safety
Northern Illinois	12	66	5:14	8-30	3rd/9:47	Richardson 27-yd. FG
Illinois	2	71	0:48	7-0	1st/14:12	Corbin 66-yd. run
Illinois	5	37	1:45	14-0	1st/8:12	Imatorbhebe 26-yd. pass from Peters
Illinois	1	2	0:05	21-7	2nd/13:46	Bonner 2-yd. run
Illinois	6	78	1:51	21-14	3rd/11:16	Brown 36-yd. run
Illinois	2	14	0:30	28-14	3rd/5:40	Peters 10-yd. run
Illinois	7	30	2:14	38-35	4th/12:08	McCourt 47-yd. FG
Ohio State	5	50	2:02	7-0	1st/10:35	Fields 15-yd. run
Ohio State	10	60	4:41	14-0	1st/4:37	Hill 2-yd. pass from Fields
Ohio State	13	90	7:04	17-0	2nd/9:32	Haubeil 23-yd. FG
Ohio State	3	50	0:57	24-0	2nd/8:26	Teague 8-yd. run
Ohio State	3	55	0:59	31-0	2nd/5:42	Teague 1-yd. run
Ohio State	7	72	2:28	38-0	2nd/1:34	Mack 18-yd. pass from Fields
Ohio State	9	57	4:21	41-0	3rd/10:35	Haubiel 36-yd. FG
Ohio State	8	67	3:56	48-0	3rd/3:51	Wilson 6-yd. pass from Fields
Northwestern	9	23	3:00	3-10	2nd/5:15	Kuhbender 40-yd. FG
Northwestern	6	58	1:55	10-10	3rd/11:20	Smith 2-yd. run
Minnesota	5	71	2:43	7-0	1st/7:31	Autman-Bell 15-yd. pass from Morgan
Minnesota	6	80	3:16	14-0	2nd/10:15	Ibarhim 15-yd. run
Minnesota	5	63	2:19	21-0	3rd/12:41	Ibarhim 5-yd. run
Minnesota	9	45	5:16	28-0	3rd/3:16	Smith 1-yd. run
Minnesota	2	46	0:18	34-0	3rd/1:41	Ibarhim 1-yd. run
Indiana	11	71	4:42	3-7	1st/8:45	Justus 22-yd. FG
Indiana	7	71	3:30	9-14	2nd/6:57	Ramsey 8-yd. run
Indiana	1	8	0:05	16-14	2nd/12:19	Fryfogle 8-yd. pass from Ramsey
Indiana	5	35	2:27	24-21	3rd/7:00	Ellis 1-yd. run
Indiana	6	65	2:53	31-24	3rd/0:00	Bjorson 2-yd. pass from Ramsey
Indiana	7	57	2:17	38-24	4th/12:08	Scott 9-yd. run

INDIVIDUAL CAREER/SEASON SUPERLATIVES

SEASON AND CAREER, MOST PASSING YARDS			SEASON AND CAREER, LONGEST PASS	
PLAYER	2019	CAREER	2019	CAREER
Adrian Martinez	328 at Illinois	384 vs. Wisconsin, 2018	75* at Colorado (Washington)	75* 2x (at Wis, '18, at CU, '19)
Andrew Bunch	13 at Minnesota	177 vs. Troy, 2018	13 at Minnesota (Mills)	33 vs. Troy (Morgan)
Noah Vedral	201 vs. Indiana	same	51 at Minnesota (Spielman)	same
Luke McCaffrey	71 vs. Indiana	same	24* vs. Indiana (Noa)	same
JD Spielman	22 vs. Indiana	same	22 vs. Indiana (Vedral)	same

*-Indicates touchdown pass

SEASON AND CAREER, MOST RECEIVING YARDS			SEASON AND CAREER, LONGEST CATCH	
PLAYER	2019	CAREER	2019	CAREER
Austin Allen	24 vs. Northwestern	41 at Ohio State, 2018	24 vs. Northwestern (Martinez)	41 at Ohio State (Martinez)
Jaylin Bradley	none	31 at Purdue, 2017	none	13 at Purdue, 2017 (Lee)
Darien Chase	13 vs. Northern Illinois	same	13 vs. No. Illinois (Vedral)	same
Miles Jones	none	21 vs. Beth.-Cookman, 2018	none	21 vs. Beth.-Cookman, 2018 (Vedral)
Katerian Legrone	none	8 vs. Beth.-Cookman, 2018	none	8 vs. Beth.-Cookman, 2018 (Vedral)
Wyatt Mazour	13 vs. So. Alabama	21 at Michigan, 2018	13 vs. So. Ala. (Martinez)	21 at Michigan, 2018 (Bunch)
Jaevon McCutty	8 vs. Northern Illinois	same	8 vs. No. Illinois (Vedral)	same
Dedrick Mills	21 at Colorado	same	20 at Colorado (Martinez)	same
Kanawai Noa	52 vs. Indiana	126 at Oregon, 2017^	27 vs. No. Illinois (Martinez)	75* at Oregon, 2017^
Kurt Rafdal	9 vs. Northern Illinois	26 vs. Troy, 2018	9 vs. No. Illinois (Vedral)	26 vs. Troy, 2018 (Martinez)
Wan'Dale Robinson	123 vs. Northwestern	same	49 vs. Northwestern (Martinez)	same
JD Spielman	160 at Illinois	209 vs. Wisconsin, 2018	75 at Colorado (Martinez)	77* vs. Ohio State, 2017 (Lee)
Jack Stoll	66 vs. So. Alabama	same	42 vs. So. Ala. (Martinez)	same
Kade Warner	38 at Minnesota	same	26 at Minnesota (Vedral)	same
Maurice Washington	118 at Colorado	Same	75* at Colorado	same
Mike Williams	34 vs. Indiana	41 at Northwestern, 2018	34 vs. Indiana (Vedral)	same
Jaron Woodyard	5 at Minnesota	10 vs. Purdue, 2018	5 at Minnesota (Vedral)	10 vs. Purdue, 2018 (Martinez)

*-Indicates touchdown scored ^-at California

SEASON AND CAREER, MOST RUSHING YARDS			SEASON AND CAREER, LONGEST RUN	
PLAYER	2019	CAREER	2019	CAREER
Austin Allen	2 at Minnesota	same	2 at Minnesota	same
Jaylin Bradley	none	42 at Purdue, 2017	none	20 at Purdue, 2017
Brody Belt	29 at Minnesota	same	22 at Minnesota	same
Andrew Bunch	-1 at Minnesota	23 at Michigan, 2018	6 at Minnesota	23 at Michigan, 2018
Rahmir Johnson	9 vs. No. Illinois	same	5 vs. No. Illinois	same
Adrian Martinez	118 at Illinois	125 vs. Minnesota, 2018	56 vs. Ohio State	same
Wyatt Mazour	16 at Illinois	55 vs. Beth.-Cookman, 2018	11 at Illinois	18 vs. Bethune-Cookman, 2018
Luke McCaffrey	76 vs. Indiana	same	14 vs. Indiana	same
Dedrick Mills	116 vs. Northern Illinois	169 vs. Kentucky, 2016^	61 vs. No. Illinois	same
Wan'Dale Robinson	89 at Illinois	same	42* vs. Northwestern	same
JD Spielman	8 at Colorado	45 vs. Northwestern, 2017	8 at Colorado	40 vs. Northwestern, 2017
Noah Vedral	49 at Minnesota	same	22 at Minnesota	same
Kade Warner	none	4 vs. Illinois, 2018	none	4 vs. Illinois, 2018
Maurice Washington	89 at Illinois	104 vs. Minnesota, 2018	60 vs. No. Illinois	same

*-Indicates touchdown scored ^-at Georgia Tech

SEASON AND CAREER, MOST TACKLES, TFLS AND SACKS						
PLAYER	TACKLES (2019)	CAREER	TFL (2019)	CAREER	SACKS (2019)	CAREER
Avery Anderson	none	1 three times	none	none	none	none
Fyn Anderson	none	1 vs. BCU, 2018	none	none	none	none
Mohamed Barry	12 vs. So. Alabama	12 vs. CU, 2018; So. Ala, 2019	1 3x, last vs. Indiana	3 twice	1.0 at Colorado	1.0 three times
Brody Belt	1 vs. So. Ala. vs. Ind.	same	none	none	none	none
Dicaprio Bootle	6 vs. Indiana	7 vs. Purdue, 2018	none	1 vs. Ohio State, 2017	none	none
Tony Butler	1 vs. So. Alabama	1 three times	none	none	none	none
Chris Cassidy	1 vs. No. Illinois	same	none	none	none	none
Ethan Cox	none	1 vs. BCU, 2018	none	none	none	none
Braxton Clark	2 vs. Northwestern	same	none	none	none	none
Damion Daniels	3 vs. So. Alabama	4 vs. BCU, 2018	none	1 vs. BCU, 2018	none	none
Darrion Daniels	6 vs. NW; at Minn.	same	2 vs. No. Illinois	same	1.5 vs. No. Illinois	same
Alex Davis	3 at Minnesota	4 vs. Northwestern, 2017	2 at Colorado	2 vs. Iowa, 2017; at CU, '19	none	1.0 at Penn State, 2017
Carlos Davis	6 vs. No. Illinois	6 three times	2 vs. No. Illinois	2 2x last Northern Illinois, '19	1.5 vs. No. Illinois	same
Khalil Davis	5 at Colorado	7 vs. Purdue, 2018	2 at Colorado	2 7x, last at Colo., 2019	1.0 4x, last vs. Indiana	2.0 vs. Colorado, 2018
Marquel Dismuke	10 at Minnesota	same	1 vs. So. Ala., at Minn.	same	none	none
JoJo Domann	7 vs. Northwestern	7 at OSU, 2018; vs. NW, 2019	2 at Illinois; vs. NW	same	1.0 at Illinois; OSU	1.0 3x, last vs. Ohio St., '19
Myles Farmer	1 vs. Ohio State	same	none	none	none	none
Tyrin Ferguson	1 4x, last vs. Ohio St.	10 vs. Colorado, 2018	1 at Illinois	2 vs. Colorado, 2018	none	1.0 vs. Colorado, 2018
Will Honas	9 at Colorado	Same	2 at Illinois	same	1.0 vs. So. Alabama	same
Lamar Jackson	4 vs. OSU; vs. NW	8 at Purdue, 2017	2 at Illinois	2 2x, last at Illinois	1.0 vs. So. Alabama	1.0 vs. Fresno St., 2016
Reid Karel	1 vs. So. Alabama	same	none	none	none	none
Eric Lee Jr.	5 at Colorado	7 vs. Arkansas St., 2017	none	1 twice	none	1 at Ohio St., 2016
Collin Miller	10 at Minnesota	Same	1 3x, last at Minn.	none	none	none
DaiShon Neal	1 vs. No. Illinois	2 at Michigan, 2018	none	none	none	none
Garrett Nelson	3 at Minnesota	none	2 at Minnesota	none	none	none
Simon Otte	1 vs. NIU, vs. Indiana	same	none	none	none	none
Ben Stille	5 vs. Northwestern	same	2 at Colorado	3 at Illinois, 2017	1.0 vs. Indiana	1.0 9x times, last vs. Ind., '19
Luke Reimer	3 vs. Ohio State	same	none	same	none	same
Jeremiah Stovall	1 vs. So. Alabama	2 three times	none	none	none	none
Isaiah Stalbird	3 3x, last vs. Indiana	same	2 vs. No. Illinois	same	none	none
Eli Sullivan	4 vs. So. Alabama	same	1 at Illinois	none	none	none
Caleb Tannor	5 vs. Northwestern	same	2 vs. Northwestern	same	1.0 at Colo.; vs. OSU	1.0 3x, last vs. vs. Ohio St., '19
Cam Taylor-Britt	7 vs. Ohio State.	same	2 vs. So. Alabama	same	1.0 vs. So. Alabama	same
Deontre Thomas	5 vs. No. Illinois	same	1 vs. So. Alabama	same	none	none
Chris Walker	none	1 vs. BCU, 2018	none	none	none	none
Deontai Williams	2 vs. So. Alabama	5 at Wisconsin, 2018	none	1 at Iowa, 2018	none	none

NEBRASKA STATISTICAL HIGHS AND LOWS

NEBRASKA TOTALS	HIGHS	LOWS
Points Scored	44 vs. Northern Illinois	7 vs. Ohio State; at Minnesota
First Downs	32 at Illinois	12 vs. Northwestern
Rushing Attempts	64 at Illinois	33 vs. Northern Illinois
Rushing Yards	346 at Illinois	98 vs. South Alabama
Passes Attempted	34 at Illinois	17 vs. Ohio State
Passes Completed	22 at Illinois	8 vs. Ohio State
Had Intercepted	3 vs. Ohio State	0 vs. Northern Illinois; at Illinois; vs. Northwestern; vs. Indiana
Passing Yards	328 at Illinois	47 vs. Ohio State
Total Plays	98 at Illinois	56 vs. Ohio State
Total Yards	674 at Illinois	231 vs. Ohio State
Possession Time	37:04 at Illinois	22:02 vs. Northern Illinois
Fumbles	4 vs. South Alabama; at Illinois	1 vs. Ohio State; vs. Northwestern
Fumbles Lost	4 at Illinois	0 vs. Ohio State; vs. Northwestern; at Minnesota
Turnovers	4 at Illinois	0 vs. Northwestern; at Minnesota
Turnover Margin	+2 vs. South Alabama	-3 at Illinois; vs. Ohio State
Penalties	10 at Illinois	1 vs. Northern Illinois
Yards Penalized	70 at Illinois	5 vs. Northern Illinois
Sacks By-Yards Lost	4.0-32 vs. South Alabama	0-0 at Minnesota
Team Tackles for Loss-Yards	10-47 at Colorado	3-7 at Minnesota

NEBRASKA INDIVIDUAL OFFENSIVE HIGHS

Most Rushing Attempts	22; Wan'Dale Robinson vs. Indiana
Most Net Rushing Yards	118; Adrian Martinez at Illinois
Most Rushing TDs	2; Dedrick Mills vs. S. Alabama, at Illinois; Adrian Martinez at Colo.; Noah Vedral vs. Indiana
Longest TD Run	60; Maurice Washington vs. Northern Illinois
Longest Run, No TD	61; Dedrick Mills vs. Northern Illinois
Most Pass Attempts	34; Adrian Martinez at Illinois
Most Completed Passes	22; Adrian Martinez at Illinois
Most Passing Yards	328; Adrian Martinez at Illinois
Most Passing TDs	3; Adrian Martinez at Illinois
Longest TD Pass	75; Adrian Martinez to Maurice Washington at Colorado
Longest Pass, No TD	51; Noah Vedral to JD Spielman at Minnesota
Most Pass Receptions	9; Wan'Dale Robinson at Illinois
Most Receiving Yards	160; JD Spielman at Illinois
Most TD Receptions	2; Wan'Dale Robinson at Illinois
Most Total Offense Attempts	52; Adrian Martinez at Illinois (18 rush, 34 passes)
Most Total Offense Yards	445; Adrian Martinez at Illinois (118 rush, 327 pass)
Most All-Purpose Attempts	28; Wan'Dale Robinson at Ill. (19 rushes, 8 receptions, 1 KOR); vs. Indiana (22 rushes, 6 receptions)
Most All-Purpose Yards	195; Maurice Washington at Colorado
Most Touchdowns Scored	3; Wan'Dale Robinson at Illinois

NEBRASKA INDIVIDUAL SPECIAL TEAMS HIGHS

Most Field Goals Attempted	3; Isaac Armstrong vs. Northern Illinois; Luke McCallum vs. Northwestern
Most Field Goals Made	2; Luke McCallum vs. Northwestern
Longest Field Goal Made	36; Isaac Armstrong vs. Northern Illinois
Longest Field Goal Attempted	48; Isaac Armstrong at Colorado
Longest Punt Return, TD	76; JD Spielman vs. South Alabama
Longest Punt Return, No TD	11; JD Spielman vs. South Alabama
Most Punt Return Yardage	80; JD Spielman vs. South Alabama
Longest Kickoff Return, TD	None
Longest Kickoff Return, No TD	39; Wan'Dale Robinson vs. South Alabama
Longest Blocked Punt, TD	None
Longest Blocked Field Goal Return	None
Most Kickoff Return Yardage	77; Wan'Dale Robinson vs. South Alabama
Most Punts	10; Isaac Armstrong vs. Northwestern (41.9 avg)
Highest Punting Average	46.5; Isaac Armstrong at Illinois (4 punts)
Longest Punt	58; Isaac Armstrong at Illinois
Most Blocked Field Goals	None
Most Blocked Punts	1; Isaiah Stalbird vs. Northern Illinois
Most Blocked PAT	None

NEBRASKA INDIVIDUAL DEFENSIVE HIGHS

Most Total Tackles	12; Mohamed Barry vs. South Alabama (6 solo, 6 asst.)
Most Solo Tackles	7; Will Honas at Colorado (9 tackles)
Most Tackles for Loss	2; 12 Times
Most Yards Lost	16; Cam Taylor-Britt vs. South Alabama (2 TFL)
Most Quarterback Sacks	1.5; Carlos Davis, Darrion Daniels vs. Northern Illinois
Most Yards Lost	15; Carlos Davis vs. Northern Illinois (1.5 sacks)
Most Pass Breakups	4; Lamar Jackson vs. Northern Illinois
Most Interceptions	2; Eric Lee Jr. vs. South Alabama
Longest Interception TD Return	38; Eric Lee Jr. vs. South Alabama
Longest Interception Return, No TD	48; Cam Taylor-Britt vs. South Alabama
Longest Fumble TD Return	0; Alex Davis vs. South Alabama
Longest Fumble Return, No TD	6; Austin Allen vs. Northern Illinois

OPPONENT STATISTICAL HIGHS AND LOWS

OPPONENT TOTALS	HIGHS	LOWS
Points Scored	48 vs. Ohio State	8 vs. Northern Illinois
First Downs	31 vs. Ohio State	14 at Illinois
Rushing Attempts	53 vs. Ohio State	32 vs. Northern Illinois
Rushing Yards	368 vs. Ohio State	74 vs. Northern Illinois
Passes Attempted	49 vs. Northern Illinois	13 at Minnesota
Passes Completed	28 at Colorado; vs. Northern Illinois	8 at Minnesota
Had Intercepted	3 vs. South Alabama	0 vs. Ohio State; at Minnesota
Passing Yards	375 at Colorado	78 at Illinois
Total Plays	81 vs. Northern Illinois	61 at Illinois
Total Yards	580 vs. Ohio State	293 vs. Northwestern
Possession Time	37:58 vs. Northern Illinois	22:56 at Illinois
Fumbles	2 vs. South Alabama; at Colorado; vs. Northwestern	0 vs. Ohio State; Indiana
Fumbles Lost	2 vs. South Alabama	0 at Illinois; vs. Ohio State; vs. Northwestern; at Minnesota
Turnovers	3 vs. South Alabama	0 vs. Ohio State; at Minnesota
Turnover Margin	+3 at Illinois; vs. Ohio State	-3 vs. South Alabama
Penalties	9 at Colorado	4 vs. Northern Illinois; at Illinois; at Minnesota
Yards Penalized	84 vs. Indiana	30 at Illinois
Sacks By-Yards Lost	6-33 at Colorado	0-0 vs. Northern Illinois
Team Tackles for Loss-Yards	13-41 at Illinois	4-9 vs. Indiana

OPPONENT INDIVIDUAL HIGHS

Most Yards Rushing	177; J.K. Dobbins (Ohio State)
Most Rushing Attempts	24; J.K. Dobbins (Ohio State)
Most Yards Passing	375; Steven Montez (Colorado)
Most Passing Attempts	44; Ross Bowers (Northern Illinois)
Most Pass Completions	28; Steven Montez (Colorado)
Most Pass Receptions	14; Whop Philyor (Indiana)
Most Yards Receiving	178; Whop Philyor (Indiana)

OPPONENT INDIVIDUAL LONGEST PLAYS

Rush	66*; Reggie Corbin (Illinois)
Pass	96*; Steven Montez to K.D. Nixon (Colorado)
Field Goal	47; James McCourt (Illinois)
Punt Return	5; Trevon Sidney (Illinois)
Kickoff Return	54; Laviska Shenault (Colorado)
Fumble Return	68; Allen Stallings IV (Indiana)
Interception Return	18; A.J. DeShazor (South Alabama)
Punt	60; Alex Kinney (Colorado)

NO. 24 NEBRASKA 35, SOUTH ALABAMA 21

SCORE BY QUARTERS	1	2	3	4	FINAL
South Alabama	7	0	14	0	21
No. 24 Nebraska	7	7	14	7	35

SCORING SUMMARY

QTR	TEAM	TIME	SCORE
1st	NEB	12:19	Mills 1 yd run (Jorgensen kick)
1st	USA	05:32	Johnson 3 yd run (Onate kick)
2nd	NEB	09:15	Mills 1 yd run (Jorgensen kick)
3rd	NEB	13:11	Lee Jr. 38 yd INT return (Jorgensen kick)
3rd	NEB	11:32	Spielman 76 yd punt return (Jorgensen kick)
3rd	USA	06:47	Flenord 9 yd pass from Johnson (Onate kick)
3rd	USA	02:17	Taylor 13 yd pass from Johnson (Onate kick)
4th	NEB	14:53	Davis 0 yd fumble recovery (Jorgensen kick)

Lincoln (Aug. 31) - No. 24 Nebraska forced five South Alabama turnovers, and the Cornhuskers scored three non-offensive touchdowns in the second half to post a 35-21 victory.

Leading 14-7 at halftime, the Husker defense and special teams accounted for all three second-half scores, marking the first time since 2005 that NU had scored at least three non-offensive touchdowns in a game.

On the first drive of the second half, Eric Lee Jr. intercepted a Cephus Johnson pass and returned it 38 yards for a score to push the margin to 14. The interception was the first of the Lee's career and the first defensive touchdown by the Blackshirts since 2017. After a three-and-out, JD Spielman fielded a punt, made a pair of Jaguar defenders miss and went 76 yards for his second career punt return touchdown to make it 28-7 less than four minutes into the second half.

South Alabama pulled to with 28-21 and had the ball to start the fourth quarter, but another defensive play gave NU some breathing room. Cam Taylor-Britt sacked Johnson, who coughed up the ball. Alex Davis recovered it in the end zone for a touchdown to make it 35-21.

In the game, Nebraska managed just 276 total yards, including just 66 in the second half. South Alabama produced 314 total yards on 79 plays, including 222 yards on 47 plays after halftime.

The Huskers looked sharp early on, going 81 yards on nine plays, as Jack Stoll's 42-yard reception to the USA 5-yard line set up Dedrick Mills' first TD three plays later. Stoll finished with three catches for 66 yards, as Adrian Martinez completed 13-of-22 passes for 178 yards in the win.

The teams traded touchdowns, as Johnson led the Jaguars 41 yards in nine plays, scoring from three yards out midway through the first quarter. The Huskers regained a 14-7 advantage midway through the second quarter as Mills scored from one yard out.

Senior linebacker Mohamed Barry led the Blackshirts with 12 tackles, while Taylor-Britt added five tackles, including two tackles for 16 yards lost. He also hauled in his first career interception and returned it 48 yards in the second half. Lee pitched in four tackles and the first two interceptions of his career while adding a breakup. As a team, NU produced 10 tackles for 49 yards lost, including four sacks for 32 yards.

TEAM STATISTICS

	USA	NEB
FIRST DOWNS	19	15
RUSHES-YARDS (NET)	44-83	44-98
PASSING YDS (NET)	231	178
Passes Att-Comp-Int	35-19-3	22-13-1
TOTAL OFFENSE PLAYS-YARDS	79-314	66-276
Fumble Returns-Yards	0-0	1-3
Punt Returns-Yards	1-0	4-80
Kickoff Returns-Yards	5-74	3-77
Interception Returns-Yards	1-18	3-86
Punts (Number-Avg)	7-41.0	6-45.5
Fumbles-Lost	2-2	4-2
Penalties-Yards	7-44	8-64
Possession Time	34:13	25:47
Third-Down Conversions	7 of 17	6 of 15
Fourth-Down Conversions	0 of 1	1 of 2
Red-Zone Scores-Chances	3-4	2-3
Sacks By: Number-Yards	2-17	4-32

RUSHING: USA-Tra Minter 10-37; Kawaan Baker 5-27; Cephus Johnson 18-9; Terrion Avery 3-8; Jared Wilson 4-7; Team 1--2; Carlos Davis 3--3. **NEB**-Dedrick Mills 15-44; Maurice Washington 6-39; Wan'Dale Robinson 4-21; Wyatt Mazour 4-12; Adrian Martinez 13-6; TEAM 2--24

PASSING: USA-Cephus Johnson 19-34-2-231-2; Tylan Morton 0-1-1-0-0; **NEB**-Adrian Martinez 13-22-1-178-0.

RECEIVING: USA-Tra Minter 5-47; Kawaan Baker 4-59; Cade Sutherland 4-53; Jalen Tolbert 2-38; Davyn Flenord 2-16; Khameron Taylor 1-13; Devin Voisin 1-5. **NEB**-Jack Stoll 3-66; Wan'Dale Robinson 3-33; JD Spielman 2-36; Wyatt Mazour 1-13; Maurice Washington 1-13; Austin Allen 1-8; Jaevon McQuitty 1-6; Dedrick Mills 1-3.

INTERCEPTIONS: USA-A.J. DeShazor 1-18. **NEB**-Eric Lee Jr. 2-38; Cam Taylor-Britt 1-48

FUMBLES: USA-Cephus Johnson 2-2. **NEB**-Dedrick Mills 1-1; TEAM 1-0; JD Spielman 1-1; Wan'Dale Robinson 1-0.

TACKLES: USA-Nick Mobley 2-10. **NEB**-Mohamed Barry 6-6

COLORADO 34, NO. 25 NEBRASKA 31 (OT)

SCORE BY QUARTERS	1	2	3	4	OT	FINAL
Nebraska	7	10	0	14	0	31
Colorado	0	0	7	24	3	34

SCORING SUMMARY

QTR	TEAM	TIME	SCORE
1st	NEB	06:02	Spielman 65 yd pass from Martinez (Armstrong kick)
2nd	NEB	06:37	Martinez 5 yd run (Armstrong kick)
2nd	NEB	02:47	Armstrong 26 yd field goal
3rd	COLO	01:42	Mangham 11 yd run (Stefanou kick)
4th	COLO	14:22	Nixon 96 yd pass from Montez (Stefanou kick)
4th	NEB	14:09	Washington 75 yd pass from Martinez (Armstrong kick)
4th	COLO	12:19	Mangham 7 yd run (Stefanou kick)
4th	COLO	08:30	Stefanou 20 yd field goal
4th	NEB	05:49	Martinez 6 yd run (Armstrong kick)
4th	COLO	00:46	Brown 26 yd pass from Montez (Stefanou kick)
OT	COLO	15:00	Stefanou 34 yd field goal

Boulder, Colo. (Sept. 7) - Colorado scored 31 second-half points to overcome a 17-0 deficit, while James Stefanou's 34-yard field goal on the first possession of overtime gave the Buffaloes a 34-31 win over Nebraska.

Nebraska had a chance to tie in the extra session, but NU could not muster a first down before punter Isaac Armstrong's 48-yard field goal fell short.

NU controlled the first half, building a 17-point lead while out-gaining Colorado 266-84, but could not sustain the momentum.

Colorado broke into the scoring column late in the third quarter with an 11-yard touchdown run from Jaren Mangham to make it 17-7. After an Armstrong punt pinned CU at its 4-yard line, Steven Montez connected with K.D. Nixon on a 96-yard flea-flicker touchdown to pull the Buffs within 17-14.

Nebraska quickly answered, as Adrian Martinez connected with Maurice Washington on a 75-yard touchdown pass to make it 24-14.

Colorado kept coming, producing an answer of its own with a five-play, 75-yard drive that was capped by Mangham's second touchdown run - this time from seven yards out to make it 24-21. CU then came up with a big defensive play, forcing a Martinez fumble, but the Blackshirts held CU out of the end zone before Stefanou's 20-yard field goal tied the score at 24 with 8:30 left.

Martinez and the Husker offense then found an answer of their own, covering 75 yards in eight plays and 2:55, capped by Martinez's six-yard touchdown run to move back in front at 31-24 with 5:49 left.

Colorado had one final chance, going 75 yards for the driving touchdown as Montez found Tony Brown for a 26-yard scoring strike to tie the game with 46 seconds left.

Early on, Nebraska was in control, as NU went 96 yards on the first drive to take a 7-0 lead after Martinez found Spielman for a 65-yard touchdown. Spielman finished with five catches for 112 yards. Nebraska went on another long march midway through the second quarter, going 95 yards in 13 plays capped by a Martinez five-yard TD run.

The Blackshirts forced a turnover on Lamar Jackson's interception on CU's next series which Nebraska turned into a 26-yard Armstrong field goal to make it 17-0.

TEAM STATISTICS

	NEB	COLO
FIRST DOWNS	19	22
RUSHES-YARDS (NET)	46-179	37-89
PASSING YDS (NET)	290	375
Passes Att-Comp-Int	26-16-1	41-28-1
TOTAL OFFENSE PLAYS-YARDS	72-469	78-464
Fumble Returns-Yards	0-0	0-0
Punt Returns-Yards	0-0	1-4
Kickoff Returns-Yards	0-0	1-54
Interception Returns-Yards	1-1	1-0
Punts (Number-Avg)	5-46.2	6-45.2
Fumbles-Lost	3-2	2-1
Penalties-Yards	7-65	9-65
Possession Time	29:24	30:36
Third-Down Conversions	5 of 15	6 of 17
Fourth-Down Conversions	1 of 1	2 of 2
Red-Zone Scores-Chances	3-3	4-4
Sacks By: Number-Yards	3-25	6-33

RUSHING: COLO-Jaren Mangham 11-44; Alex Fontenot 10-42; Jaylon Jackson 1-14; Dimitri Stanley 1-8; Laviska Shenault 3-6; TEAM 1--1; K.D. Nixon 1--3; Tony Brown 1--4; Steven Montez 8--17. **NEB**-Maurice Washington 15-77; Adrian Martinez 19-66; Dedrick Mills 8-24; Wan'Dale Robinson 2-9; JD Spielman 1-8; TEAM 1--5

PASSING: COLO-Steven Montez 28-41-1-375-2. **NEB**-Adrian Martinez 16-26-1-290-2

RECEIVING: COLO-K.D. Nixon 6-148; Tony Brown 5-60; Laviska Shenault 5-31; Brady Russell 4-31; Alex Fontenot 4-20; Dimitri Stanley 2-17; Jaylon Jackson 1-57; Jaren Mangham 1-11. **NEB**-JD Spielman 5-112; Maurice Washington 4-118; Wan'Dale Robinson 3-35; Dedrick Mills 2-21; Jack Stoll 2-4.

INTERCEPTIONS: COLO-Chris Miller 1-0. **NEB**-Lamar Jackson 1-1

FUMBLES: COLO-Laviska Shenault 1-1; Brady Russell 1-0. **NEB**-Adrian Martinez 3-2

TACKLES: COLO-Nate Landman 9-5. **NEB**-Will Honas 7-2

NEBRASKA 44, NORTHERN ILLINOIS 8

SCORE BY QUARTERS	1	2	3	4	FINAL
Northern Illinois	0	5	3	0	8
Nebraska	10	20	7	7	44

SCORING SUMMARY

QTR	TEAM	TIME	SCORE
1st	NEB	12:31	Armstrong 36 yd field goal
1st	NEB	06:22	Washington 21 yd pass from Martinez (Armstrong kick)
2nd	NEB	12:20	Washington 60 yd run (Kick blocked)
2nd	NIU	07:58	Richardson 45 yd field goal
2nd	NEB	07:19	Mills 24 yd run (Armstrong kick)
2nd	NIU	01:49	Cole tackled Washington for safety
2nd	NEB	00:05	Noa 27 yd pass from Martinez (McCallum kick)
3rd	NIU	09:47	Richardson 27 yd field goal
3rd	NEB	03:00	Martinez 10 yd run (McCallum kick)
4th	NEB	04:04	Vedral 3 yd run (McCallum kick)

Lincoln (Sept. 14) - Adrian Martinez accounted for more than 300 yards of total offense and had a hand in three touchdowns, while Dedrick Mills rushed for 116 yards, as Nebraska rolled to a 44-8 win over Northern Illinois.

Martinez completed 16-of-27 passes for 257 yards and two touchdowns, and added 44 more and a score on the ground, as NU racked up 525 yards of total offense. Mills posted his first 100-yard day as a Husker, as NU tallied 238 yards on the ground.

Northern Illinois managed 350 total yards, but just 74 on the ground, as the Blackshirts surrendered just a pair of field goals on the night.

In an action-packed first half that featured big plays and blocked kicks, Nebraska powered its way to a 30-5 halftime lead.

After a 36-yard field goal by Isaac Armstrong on the first drive, NU made it 10-0 later in the first quarter, capitalizing on a Huskies' special team miscue. NIU fumbled a punt, and Austin Allen recovered at the 21-yard line. On the next play, Maurice Washington scored on a 21-yard reception. Washington's second score, a 60-yard run, made it 16-0 with 12:20 left in the half.

After NIU cut the deficit to 16-3, the Huskies failed on a kick attempt gave NU great field position. The Huskers capitalized, going 50 yards in four plays, capped by Mills' 24-yard touchdown run. The Huskers tacked on a final score in the waning seconds of the half, going 87 yards in five plays as Martinez found Kanawai Noa in the corner of the end zone for a touchdown.

The Huskies open the second half by going 66 yards before John Richardson's 27-yard field trimmed the lead to 30-8, but the Blackshirts would pitch a shutout the rest of the game. NU extended the lead in the third quarter on Martinez's 10-yard run before capitalizing on Braxton Clark's first career interception to set up the final score, a three-yard scamper by backup quarterback Noah Vedral with 4:04 remaining.

Mohamed Barry led the Blackshirts with 10 tackles. Carlos Davis notched six tackles, including 1.5 sacks, while adding a pair of breakups with deflections at the line of scrimmage. Isaiah Stalbird starred for the Husker special teams, finishing the game with three tackles, including two for loss, a forced fumble and a blocked punt.

TEAM STATISTICS	NIU	NEB
FIRST DOWNS	20	22
RUSHES-YARDS (NET)	32-74	33-238
PASSING YDS (NET)	276	287
Passes Att-Comp-Int	49-28-1	32-19-0
TOTAL OFFENSE PLAYS-YARDS	81-350	65-525
Fumble Returns-Yards	0-0	1-6
Punt Returns-Yards	2-5	3-20
Kickoff Returns-Yards	4-49	1-18
Interception Returns-Yards	0-0	1-9
Punts (Number-Avg)	7-38.6	3-45.3
Fumbles-Lost	1-1	2-1
Penalties-Yards	4-40	1-15
Possession Time	37:58	22:02
Third-Down Conversions	5 of 20	6 of 13
Fourth-Down Conversions	2 of 6	1 of 1
Red-Zone Scores-Chances	1-2	3-6
Sacks By: Number-Yards	0-0	2-16

RUSHING: NIU- Jordan Nettles 9-43; Tre Harbison 12-30; Rahveon Valentine 2-9; Spencer Tears 1-6; Marcus Childers 2-4; Matt Ference 2-7; Ross Bowers 4-11. **NEB-** Dedrick Mills 11-116; Maurice Washington 4-63; Adrian Martinez 11-44; Rahmir Johnson 3-9; Noah Vedral 1-3; Wyatt Mazour 1-3; Wan'Dale Robinson 2-0.

PASSING: NIU- Marcus Childers 25-44-1-248-0; Ross Bowers 3-5-0-28-0. **NEB-** Adrian Martinez 16-27-0-257-2; Noah Vedral 3-5-0-30-0.

RECEIVING: NIU- Daniel Crawford 5-71; Cole Tucker 5-50; Spencer Tears 3-32; Tyrice Richie 3-31; Mitchell Brinkman 3-25; Marcus Jones 2-18; Dennis Robinson 2-8; Corey Lersch 1-26; Jordan Nettles 1-10; Rahveon Valentine 1-3; Tre Harbison 1-3; Michael Love 1-1. **NEB-** JD Spielman 4-76; Kanawai Noa 3-51; Wan'Dale Robinson 3-48; Maurice Washington 3-18; Jack Stoll 2-38; Mike Williams 1-26; Darien Chase 1-13; Kurt Rafdal 1-9; Jaevon McQuitty 1-8

INTERCEPTIONS: NIU- None. **NEB-** Braxton Clark 1-9

FUMBLES: NIU- Matt Ference 1-1. **NEB-** Jack Stoll 1-0; Dedrick Mills 1-1.

TACKLES: NIU- Jordan Cole 6-3. **NEB-** Mohamed Barry 3-7

NEBRASKA 42, ILLINOIS 38

SCORE BY QUARTERS	1	2	3	4	FINAL
Nebraska	7	7	13	15	42
Illinois	14	7	14	3	38

SCORING SUMMARY

QTR	TEAM	TIME	SCORE
1st	ILL	14:12	Corbin 66 yd run (McCourt kick)
1st	ILL	08:12	Imatorbhebe 26 yd pass from Peters (McCourt kick)
1st	NEB	05:07	Stoll 6 yd pass from Martinez (McCallum kick)
2nd	ILL	13:46	Bonner 2 yd run (McCourt kick)
2nd	NEB	08:20	Robinson 27 yd pass from Martinez (McCallum kick)
3rd	ILL	11:16	Brown 36 yd run (McCourt kick)
3rd	NEB	09:41	Robinson 3 yd pass from Martinez (McCallum kick)
3rd	ILL	05:40	Peters 10 yd run (McCourt kick)
3rd	NEB	02:11	Mills 14 yd run (kick blocked)
4th	NEB	14:29	Mills 2 yd run (Martinez rush)
4th	ILL	12:08	McCourt 47 yd field goal
4th	NEB	08:00	Robinson 1 yd run (McCallum kick)

Champaign, Ill. (Sept. 21) - Nebraska trailed by 14 points on three occasions, including late in the third quarter, but the Huskers overcame a season-high four turnovers to snap an eight-game road losing streak with a 42-38 win at Illinois.

The Huskers, who became the fifth Division I program with 900 wins, amassed 673 yards, including 346 on the ground and 327 in the air, going over 300 rushing and passing yards for the second time in school history.

Adrian Martinez erupted for a career-high 445 yards of total offense, leading Nebraska's rushing attack with 118 yards on 18 carries, while throwing for 327 yards and three scores. Freshman Wan'Dale Robinson tallied 186 all-purpose yards, including 89 on the ground and 79 in the air while scoring three times. Dedrick Mills rushed for 45 yards and scored twice in the Huskers' comeback. JD Spielman hauled in seven passes for a season-high 159 yards.

Martinez's 300-yard passing, 100-yard rushing performance was just the second in Nebraska history and first since 2010.

The Huskers, whose four turnovers led to 21 Illini points, trailed 35-21 with 5:40 left in the third quarter before taking control. NU went 75 yards in nine plays capped by Mills' 14-yard score to make it 35-27. After a 3-and-out by the Blackshirts, NU needed just six plays to cover 64 yards before Mills' second score and a two-point conversion by Martinez tied the score.

Illinois, which managed only 299 yards of offense, regained the lead at 38-35 on a 47-yard field goal by James McCourt, but the Huskers would respond. Nebraska used the legs of Martinez, Robinson and Mills to go 75 yards in 11 plays, as Robinson's third score of the night - a one-yard run - gave Nebraska its first lead at 42-38 with 8:00 left.

NU's defense forced another 3-and-out and NU had a chance to extend the lead, but missed a field goal with 2:03 remaining. Illinois had one more chance, but NU forced four incompletions, as Illinois quarterbacks went 9-of-24 through the air. The Huskers ran out the clock, picking up their first road win under Scott Frost.

TEAM STATISTICS	NEB	ILL
FIRST DOWNS	32	14
RUSHES-YARDS (NET)	64-346	38-221
PASSING YDS (NET)	328	78
Passes Att-Comp-Int	34-22-0	24-9-1
TOTAL OFFENSE PLAYS-YARDS	98-674	62-299
Fumble Returns-Yards	0-0	2-10
Punt Returns-Yards	2-3	1-5
Kickoff Returns-Yards	1-18	6-158
Interception Returns-Yards	1-9	0-0
Punts (Number-Avg)	4-46.5	8-46.0
Fumbles-Lost	4-4	1-0
Penalties-Yards	10-70	4-30
Possession Time	37:04	22:56
Third-Down Conversions	11 of 19	1 of 12
Fourth-Down Conversions	1 of 2	0 of 1
Red-Zone Scores-Chances	5-7	2-2
Sacks By: Number-Yards	2-14	2-7

RUSHING: ILL- Reggie Corbin 20-134; Dre Brown 6-59; Jakari Norwood 1-16 RaVon Bonner 5-13; Brandon Peters 4-2; Isaiah Williams 2-3. **NEB-** Adrian Martinez 18-118; Wan'Dale Robinson 19-89; Maurice Washington 10-89; Dedrick Mills 12-45; Wyatt Mazour 2-16; TEAM 3-11

PASSING: ILL- Brandon Peters 9-22-1-78-1; Matt Robinson 0-1-0-0-0; Trenard Davis 0-1-0-0-0. **NEB-** Adrian Martinez 22-34-0-328-3

RECEIVING: ILL- Ricky Smalling 5-41; Josh Imatorbhebe 1-26; RaVon Bonner 1-8; Dre Brown 1-3; Trevon Sidney 1-0. **NEB-** Wan'Dale Robinson 8-79; JD Spielman 7-160; Jack Stoll 3-45; Mike Williams 1-20; Wyatt Mazour 1-10; Dedrick Mills 1-9; Kanawai Noa 1-5.

INTERCEPTIONS: ILL- None. **NEB-** Cam Taylor-Britt 1-9

FUMBLES: ILL- Ricky Smalling 1-0. **NEB-** Adrian Martinez 2-2; Dedrick Mills 1-1; JD Spielman 1-1

TACKLES: ILL- Tony Adams 12-2. **NEB-** Marquel Dismuke 6-1

NO. 5 OHIO STATE 48, NEBRASKA 7

SCORE BY QUARTERS	1	2	3	4	FINAL
Ohio State	14	24	10	0	48
Nebraska	0	0	7	0	7

SCORING SUMMARY

QTR	TEAM	TIME	SCORE
1st	OSU	10:35	Fields 15 yd run (Haubeil kick)
1st	OSU	04:37	Hill 2 yd pass from Fields (Haubeil kick)
2nd	OSU	09:32	Haubeil 23 yd field goal
2nd	OSU	08:26	Teague 8 yd run (Haubeil kick)
2nd	OSU	05:42	Teague 1 yd run (Haubeil kick)
2nd	OSU	01:34	Mack 18 yd pass from Fields (Haubeil kick)
3rd	OSU	10:35	Haubeil 36 yd field goal
3rd	OSU	03:51	Wilson 6 yd pass from Fields (Haubeil kick)
3rd	NEB	02:07	Dedrick Mills 9 yd run (McCallum kick)

Lincoln (Sept. 28) - No. 5/6 Ohio State produced a complete game in all phases to post a 48-7 win over Nebraska. The Buckeyes rolled for 580 total yards, including 368 on the ground, while holding the Huskers to 231 total yards.

The Buckeyes controlled the game from the outset, forcing a turnover on Nebraska's opening possession with a diving interception from Jeff Okudah. OSU went 50 yards in five plays, as Justin Fields scored from 15 yards out. On their next possession, the Buckeyes made it 14-0 as Fields found K.J. Hill for a two-yard touchdown pass to cap a 10-play drive.

Late in the first quarter, Nebraska put together a sustained drive before Okudah picked off his second pass of the day. The Buckeyes turned the fortunate bounce into points, pushing the ball 90 yards in 13 plays over the next 7:04 before NU forced a field goal.

Two plays into Nebraska's next drive, Martinez was intercepted again at midfield - this time by OSU senior free safety Jordan Fuller. Three plays later, the Buckeyes were in the end zone again on running back Master Teague's eight-yard touchdown run to give OSU a 24-0 lead with 8:26 left in the half.

The flurry of turnovers left the Huskers on the ropes, and the Buckeyes went for the knockout, forcing a quick three-and-out, then scoring on another three-play drive that covered 55 yards. Teague's second touchdown run, this time from one yard out, put Ohio State up 31-0 with 5:42 left in the half. Fields capped the first half with an 18-yard TD pass to Austin Mack to give the Buckeyes a 38-0 halftime lead.

The Buckeyes amassed 378 yards on 45 plays, including 230 rushing yards on 29 carries while the Huskers managed just 76 yards in the first half.

Ohio State put the game firmly out of reach with 10 more points to open the second half, before Mills ended the Buckeyes' shutout hopes with a nine-yard touchdown run to cap a five-play, 75-yard drive late in the third quarter. Martinez sparked that drive with a career-long 56-yard run.

For the game, Martinez led Nebraska in rushing with 81 yards on 15 carries, while completing 8-of-17 passes for 47 yards. Mills added 67 rushing yards, while Wan'Dale Robinson contributed 27 rushing yards.

J.K. Dobbins finished with 177 yards on 24 totes, while Teague ended the day with 77 rushing yards. Fields was efficient, completing 15-of-21 passes for 212 yards and three passing touchdowns while adding 72 rushing yards and another score on 12 carries.

TEAM STATISTICS

	OSU	NEB
FIRST DOWNS	31	15
RUSHES-YARDS (NET)	53-368	39-184
PASSING YDS (NET)	212	47
Passes Att-Comp-Int	22-15-0	17-8-3
TOTAL OFFENSE PLAYS-YARDS	75-580	56-231
Fumble Returns-Yards	0-0	0-0
Punt Returns-Yards	2-3	0-0
Kickoff Returns-Yards	2-46	3-51
Interception Returns-Yards	3-0	0-0
Punts (Number-Avg)	1-59.0	5-35.2
Fumbles-Lost	0-0	1-0
Penalties-Yards	2-25	6-57
Possession Time	36:54	23:06
Third-Down Conversions	10 of 13	4 of 12
Fourth-Down Conversions	0 of 0	1 of 2
Red-Zone Scores-Chances	8-8	1-2
Sacks By: Number-Yards	4-23	3-21

RUSHING: OSU-J.K. Dobbins 24-177; Master Teague 12-77; Justin Fields 12-72; Marcus Crowley 4-45; TEAM 1--3. **NEB-**Adrian Martinez 15-81; Dedrick Mills 11-67; Wan'Dale Robinson 9-27; Maurice Washington 4-9

PASSING: OSU-Justin Fields 15-21-0-212-3; Team 0-1-0-0-0. **NEB-**Adrian Martinez 8-17-3-47-0

RECEIVING: OSU-K.J. Hill 5-39; Austin Mack 3-66; Chris Olave 3-30; Master Teague 1-28; Binjimen Victor 1-27; Luke Farrell 1-16; Garrett Wilson 1-6. **NEB-**Maurice Washington 2-10; Austin Allen 2-7; Dedrick Mills 1-10; Wan'Dale Robinson 1-8; JD Spielman 1-7; Kanawai Noa 1-5.

INTERCEPTIONS: OSU-Jeff Okudah 2-0; Jordan Fuller 1-0. **NEB-**None

FUMBLES: OSU-None. **NEB-**Adrian Martinez 1-0

TACKLES: OSU-Malik Harrison 3-4. **NEB-**Marquel Dismuke 4-4; Mohamed Barry 1-7

NEBRASKA 13, NORTHWESTERN 10

SCORE BY QUARTERS	1	2	3	4	FINAL
Northwestern	0	3	7	0	10
Nebraska	7	3	0	3	13

SCORING SUMMARY

QTR	TEAM	TIME	SCORE
1st	NEB	04:25	Robinson 42 yd run (McCallum kick)
2nd	NEB	08:24	McCallum 35 yd field goal
2nd	NU	05:15	Kuhbänder 40 yd field goal
3rd	NU	11:20	Smith 2 yd run (Kuhbänder kick)
4th	NEB	00:00	McCallum 24 yd field goal

Lincoln (Oct. 5) - Lane McCallum's 24-yard field goal as time expired gave Nebraska a 13-10 win over Northwestern on Homecoming. McCallum waited through three icing timeouts from Northwestern Head Coach Pat Fitzgerald before his kick split the uprights and set off an on-field celebration. McCallum's kick was just the second walk-off winning kick by Nebraska in the history of Memorial Stadium and the first since 2000.

The game-winning drive was also engineered by a reserve quarterback, as Noah Vedral led the Huskers to victory in the fourth quarter after taking over for an injured Adrian Martinez. Vedral's final drive covered 42 yards in six plays and was set up by Lamar Jackson's interception and return with a minute remaining.

The biggest offensive play of the final drive came on a 32-yard strike from Vedral to Wan'Dale Robinson to get the ball to the Northwestern 16-yard line. Robinson carried the offensive load for the Huskers, hauling in seven receptions for a career-high 123 yards. He also led the Huskers with seven carries for 44 yards, including a highlight-reel 42-yard touchdown burst in the first quarter.

On a sunny but windy day inside Memorial Stadium, Nebraska took a 7-0 lead on Robinson's run to cap an eight-play, 70-yard drive. The Blackshirts pitched a shutout for the rest of the first quarter, and Nebraska's offense capitalized while going against the wind in the second quarter. The Huskers used a 35-yard McCallum field goal with 8:24 left in the half to push their lead to 10-0. McCallum's field goal put the finishing touches on a 10-play, 61-yard drive that consumed 5:10.

On the ensuing kickoff, Northwestern's Riley Lees uncorked a 50-yard return to put the Wildcats at the Husker 45. The Blackshirts stiffened and held the Cats to just 23 yards on nine plays before Charlie Kuhbänder snuck a 40-yard field goal inside the left upright to cut Nebraska's lead to 10-3 with 5:15 left in the half.

In the third quarter, Northwestern went 58 yards on six plays capped by quarterback Aidan Smith's two-yard touchdown run to tie the game at 10 with 11:20 left. Smith finished his day as the game's leading rusher with 64 yards on 16 carries. Smith also completed 19-of-32 passes for 136 yards, but the Huskers made the Wildcats pay for his interception - the only turnover of the game - with one minute left.

Jackson finished with four tackles to go along with his interception, while linebackers Mohamed Barry and Collin Miller each led the Huskers with eight stops on the day. Marquel Dismuke and JoJo Domann both pitched in seven stops, while defensive tackle Darrin Daniels played a strong game inside with six stops, including a TFL.

TEAM STATISTICS

	NW	NEB
FIRST DOWNS	18	12
RUSHES-YARDS (NET)	41-157	40-133
PASSING YDS (NET)	136	186
Passes Att-Comp-Int	32-19-1	25-15-0
TOTAL OFFENSE PLAYS-YARDS	73-293	65-319
Fumble Returns-Yards	0-0	0-0
Punt Returns-Yards	2-3	1-3
Kickoff Returns-Yards	1-50	1-19
Interception Returns-Yards	0-0	1-11
Punts (Number-Avg)	9-35.6	10-41.9
Fumbles-Lost	2-0	1-0
Penalties-Yards	6-50	8-74
Possession Time	31:21	28:39
Third-Down Conversions	5 of 16	6 of 19
Fourth-Down Conversions	0 of 0	0 of 0
Red-Zone Scores-Chances	1-2	2-3
Sacks By: Number-Yards	1-2	1-1

RUSHING: NW- Aidan Smith 16-64; Drake Anderson 13-61; John Moten IV 4-24; Evan Hull 7-10; Kyric McGowan 1--2. **NEB-**Wan'Dale Robinson 7-44; Noah Vedral 7-33; Dedrick Mills 10-26; Adrian Martinez 9-26; Luke McCaffrey 1-3; Maurice Washington 5-1; Wyatt Mazour 1-0.

PASSING: NW- Aidan Smith 19-32-1-136-0. **NEB-**Adrian Martinez 13-20-0-145-0; Noah Vedral 2-5-0-41-0.

RECEIVING: NW- Riley Lees 7-48; JJ Jefferson 4-25; John Moten IV 3-21; Ranaud Chiaokhiao-Bowman 2-27; Berkele Holman 2-13; Drake Anderson 1-2. **NEB-**Wan'Dale Robinson 7-123; JD Spielman 2-19; Kanawai Noa 2-13; Austin Allen 1-24; Mike Williams 1-5; Jack Stoll 1-4; Maurice Washington 1--2.

INTERCEPTIONS: NW- None. **NEB-**Lamar Jackson 1-11

FUMBLES: NW-Evan Hull 1-0; Riley Lees 1-0. **NEB-**Team 1-0.

TACKLES: NW-Paddy Fisher 6-4. **NEB-**Mohamed Barry 5-3; Collin Miller 4-4

MINNESOTA 34, NEBRASKA 7

SCORE BY QUARTERS	1	2	3	4	FINAL
Nebraska	0	0	0	7	7
Minnesota	7	7	20	0	34

SCORING SUMMARY

QTR	TEAM	TIME	SCORE
1st	MINN	07:31	Autman-Bell 15 yd pass from Morgan (Lantz kick)
2nd	MINN	10:15	Ibrahim 15 yd run (Lantz kick)
3rd	MINN	12:41	Ibrahim 5 yd run (Lantz kick)
3rd	MINN	03:16	Smith 1 yd run (Lantz kick)
3rd	MINN	01:41	Ibrahim 1 yd run (Lantz kick)
4th	NEB	12:32	Mills 2 yd run (McCallum kick)

Minneapolis, Minn. (Oct. 12) - The Nebraska football team struggled to get anything going in Minneapolis, as Minnesota improved to 6-0 with a 34-7 win over the Huskers on Saturday night at TCF Bank Stadium.

Nebraska slipped to 4-3 on the season and 2-2 in the Big Ten with the setback. The Huskers put together a 14-play, 80-yard drive early in the fourth quarter to get on the board after Minnesota built a 34-0 lead at the end of three quarters.

The Huskers went to the locker room trailing 14-0 at halftime in Noah Vedral's first career start, as he completed 14-of-23 passes for 135 yards, while also rushing for a team-high 49 yards in replacing Adrian Martinez.

The Golden Gophers put the game out of reach with a trio of third-quarter touchdowns. After pounding the ball on the ground for 220 rushing yards in the first half, the Gophers opened the second-half with a play-action pass from Tanner Morgan to Tyler Johnson for a 45-yard completion to the NU 18. Four plays later, the Gophers were in the end zone on the second of three Mohamed Ibrahim touchdown runs to go up 21-0 just 2:19 into the second half. Morgan completed 8-of-13 passes for 128 yards with one touchdown, while Johnson hauled in five receptions for 109 to lead the Gophers.

Later in the quarter, Minnesota took advantage of a short field to go 45 yards on nine plays in 5:16 capped by a Rodney Smith one-yard touchdown run to go up 28-0 with 3:16 left in the third. But the Gophers were not done yet. After forcing a quick three-and-out by the Husker offense, Minnesota started at the NU 46, and Morgan completed his second 45-yard pass to Johnson of the quarter on the first play of the Gophers' two-play scoring drive, which was capped by Ibrahim's final touchdown from one-yard out with 1:41 left in the period.

Minnesota finished with 450 yards of total offense, including 322 rushing yards on 49 carries. Smith led the Gophers with 139 yards on 18 carries, while Shannon Brooks added 99 yards on 13 totes. Ibrahim finished with 84 yards on 15 attempts. Nebraska managed 299 yards of total offense, including 151 rushing yards.

The Huskers, who played turnover-free football for the second straight game, were led defensively by senior linebacker Mohamed Barry's 11 tackles, who became the 12th Husker in history with 10 or more games with double-figure tackles in his career. Collin Miller and Marquel Dismuke both added career highs with 10 stops apiece.

TEAM STATISTICS

	NEB	MINN
FIRST DOWNS	16	20
RUSHES-YARDS (NET)	43-151	49-322
PASSING YDS (NET)	148	128
Passes Att-Comp-Int	29-15-0	13-8-0
TOTAL OFFENSE PLAYS-YARDS	72-299	62-450
Fumble Returns-Yards	0-0	0-0
Punt Returns-Yards	2-7	1-4
Kickoff Returns-Yards	2-43	1-32
Interception Returns-Yards	0-0	0-0
Punts (Number-Avg)	6-38.5	5-34.8
Fumbles-Lost	2-0	1-0
Penalties-Yards	5-33	4-42
Possession Time	27:13	32:47
Third-Down Conversions	6 of 16	8 of 13
Fourth-Down Conversions	0 of 4	0 of 0
Red-Zone Scores-Chances	1-1	5-6
Sacks By: Number-Yards	0-0	4-29

RUSHING: MINN- Rodney Smith 18-139; Shannon Brooks 13-99; Mohamed Ibrahim 15-84; Tanner Morgan 1-4; **TEAM** 2-4. **NEB-** Noah Vedral 15-49; Brody Belt 4-29; Dedrick Mills 9-28; Wan'Dale Robinson 6-24; Maurice Washington 6-20; Austin Allen 1-2; Andrew Bunch 2-1.

PASSING: MINN- Tanner Morgan 8-13-0-128-1. **NEB-** Noah Vedral 14-23-0-135-0; Andrew Bunch 1-6-0-13-0

RECEIVING: MINN- Tyler Johnson 5-109; Chris Autman-Bell 1-15; Jake Paulson, 1-8; Rashod Bateman 1-4. **NEB-** Jack Stoll 4-18; JD Spielman 3-59; Kade Warner 3-38; Wan'Dale Robinson 2-10; Dedrick Mills 1-13; Jaron Woodyard 1-5; Maurice Washington 1-5.

INTERCEPTIONS: MINN- None. **NEB-** None

FUMBLES: MINN- Rodney Smith 1-0. **NEB-** JD Spielman 2-0

TACKLES: COLO- Kamal Martin 6-9. **NEB-** Mohamed Barry 6-5

INDIANA 38, NEBRASKA 31

SCORE BY QUARTERS	1	2	3	4	FINAL
Indiana	9	7	15	7	38
Nebraska	14	7	3	7	31

SCORING SUMMARY

QTR	TEAM	TIME	SCORE
1st	NEB	13:32	Vedral 4 yd run (Pickering kick)
1st	IND	08:45	Justus 22 yd field goal
1st	NEB	06:57	Vedral 1 yd run (Pickering kick)
1st	IND	03:23	Ramsey 8 yd run (kick failed)
2nd	IND	12:19	Fryfogle 8 yd pass from Ramsey (Justus kick)
2nd	NEB	00:39	Noa 24 yd pass from McCaffrey (Pickering kick)
3rd	IND	07:30	Ellis 1 yd run (Hendershot pass from Ramsey)
3rd	NEB	02:53	Pickering 30 yd field goal
3rd	IND	00:00	Bjorson 2 yd pass from Ramsey (Justus kick)
4th	IND	12:08	Scott 9 yd run (Justus kick)
4th	NEB	10:21	Robinson 4 yd run (Pickering kick)

Lincoln (Oct. 26) - Reserve quarterbacks Noah Vedral and Luke McCaffrey helped NU pile up 514 yards of total offense, but a pair of turnovers were costly, as Nebraska fell to Indiana, 38-31. Vedral started the game and helped the Huskers jump to a 14-3 lead midway through the first quarter and took a 14-9 edge to the second. In roughly two quarters, Vedral completed 14-of-16 passes for 201 yards and added seven carries for 21 yards and two touchdown runs. McCaffrey completed 5-of-6 passes for 71 yards and a touchdown, while adding 12 carries for 76 yards.

Wan'Dale Robinson also had a big day for the Big Red with 22 carries for 83 yards and a touchdown, while adding a team-high six receptions for 71 yards. JD Spielman pitched in five receptions for 97 yards.

Indiana quarterback Peyton Ramsey completed 27-of-40 passes for 351 yards and two touchdowns, while Whop Philyor hauled in 14 passes for 178 yards.

Leading 14-9, NU was in position to extend its lead on its first drive of the second quarter before Vedral fumbled at the Indiana 19. The ball was scooped up by Allen Stallings IV, who returned it to the NU 8 yard line. Indiana scored on the next play, as Ramsey found Ty Fryfogle to give the Hoosiers a 16-14 lead.

Nebraska regained the lead in the final minute of the first half, going 74 yards in six plays capped by McCaffrey's 24-yard touchdown strike to Kanawai Noa with 39 seconds left in the half to stake the Huskers to a 21-16 lead.

Indiana took a 24-21 lead midway through the third quarter on a one-yard touchdown run by David Ellis that was followed by a two-point conversion pass from Ramsey to Peyton Hendershot with 7:30 left.

Nebraska tied the score on Barret Pickering's 30-yard field goal with 2:53 left in the third quarter. Indiana came right back, as Ramsey's two-yard touchdown pass to Matt Bjorson as time expired at the quarter gave the Hoosiers a 31-24 lead.

Nebraska's second turnover of the day, a fumble by Noa on its next possession, snuffed out a Husker drive and gave Indiana the ball near midfield. The Hoosiers marched 57 yards in seven plays, as a nine-yard run by Stevie Scott III pushed the lead to 38-24.

Nebraska came right back on its next drive, as two personal fouls on Indiana gave NU excellent field position. Five plays later, Robinson coasted into the end zone from four yards out on a short scoring run to pull the Huskers back within 38-31 with 10:21 left.

Nebraska had one final chance, getting to the Indiana 34, but could not sustain the drive, and Indiana ran out the clock for the victory.

TEAM STATISTICS

	IND	NEB
FIRST DOWNS	24	26
RUSHES-YARDS (NET)	31-104	50-220
PASSING YDS (NET)	351	294
Passes Att-Comp-Int	40-27-1	23-20-0
TOTAL OFFENSE PLAYS-YARDS	71-455	73-514
Fumble Returns-Yards	1-68	0-0
Punt Returns-Yards	0-0	0-0
Kickoff Returns-Yards	4-52	2-40
Interception Returns-Yards	0-0	1-5
Punts (Number-Avg)	3-40.0	2-30.0
Fumbles-Lost	0-0	3-2
Penalties-Yards	6-84	6-44
Possession Time	32:28	27:32
Third-Down Conversions	7 of 14	6 of 13
Fourth-Down Conversions	2 of 2	1 of 2
Red-Zone Scores-Chances	6-6	4-6
Sacks By: Number-Yards	1-5	2-8

RUSHING: IND- Stevie Scott 16-68; Peyton Ramsey 9-42; Whop Philyor 1-2; David Ellis 1-1; **TEAM** 4-9. **NEB-** Wan'Dale Robinson 22-83; Luke McCaffrey 12-76; Dedrick Mills 8-30; Noah Vedral 7-21; Wyatt Mazour 1-10.

PASSING: IND- Peyton Ramsey 27-40-1-351-2. **NEB-** Noah Vedral 14-16-0-201-0; Luke McCaffrey 5-6-0-71-1; JD Spielman 1-1-0-22-0.

RECEIVING: IND- Whop Philyor 14-178; Ty Fryfogle 4-75; Stevie Scott 4-41; Matt Bjorson 2-6; Peyton Hendershot 1-40; Miles Marshall 1-11; Ronnie Walker 1-0. **NEB-** Wan'Dale Robinson 6-71; JD Spielman 5-97; Kanawai Noa 3-52; Jack Stoll 3-9; Mike Williams 1-34; Noah Vedral 1-22; Austin Allen 1-9.

INTERCEPTIONS: IND- None. **NEB-** Alex Davis 1-5

FUMBLES: IND- None. **NEB-** Noah Vedral 2-1; Kanawai Noa 1-1.

TACKLES: IND- Micah McFadden 10-1. **NEB-** Marquel Dismuke 5-1; Mohamed Barry 5-1; JoJo Domann 3-3; Dicaprio Bootle 3-3; Cam Taylor Britt 2-4.