

NEBRASKA

2019 FOOTBALL GAME NOTES



NEBRASKA (1-1) vs. NORTHERN ILLINOIS (1-1)

SATURDAY, SEPT. 14, 2019 • 7 P.M. CT • LINCOLN, NEB.
MEMORIAL STADIUM • CAPACITY: 85,458 • SURFACE: FIELDTURF



Nebraska returns home to Memorial Stadium on Saturday evening, as the Huskers will complete non-conference play against Northern Illinois. Kickoff under the lights in Lincoln is set for shortly after 7 p.m. CT, with national television coverage on FS1 and radio coverage available on the Husker Sports Network from Learfield-IMG.

Nebraska will come into the game against Northern Illinois with a 1-1 record, after a tough 34-31 overtime loss at Colorado last Saturday. The Huskers jumped to a 17-0 lead in the game, and led by a touchdown in the final moments before a Colorado score forced overtime, where the Buffs prevailed. The Huskers will look to rebound against Northern Illinois and extend their winning streak at Memorial Stadium to six games.

Northern Illinois will also bring a 1-1 record to Lincoln on Saturday. The Huskies opened the season with a win over Illinois State, before dropping a 35-17 contest at No. 14 Utah last Saturday. Northern Illinois is under the direction of first-year head coach Thomas Hammock, who took over at his alma mater after spending the previous five seasons on the Baltimore Ravens coaching staff.

Saturday's meeting is the second game in a four-game series with Northern Illinois. The Huskies won in Lincoln in 2017 and have two additional future visits to Memorial Stadium.

THIS WEEK'S NUMBERS

4

Nebraska will enshrine four former Husker greats into the Nebraska Football Hall of Fame this weekend. The 2019 class includes Alex Henery, Jay Foreman, Mark Behning and Greg Jorgensen. The group will be honored on the field at Saturday night's game.

8

Nebraska quarterback Adrian Martinez accounted for 356 yards of total offense at Colorado last week, marking his eighth career 300-yard total offense game in 13 starts.

65

Nebraska junior receiver JD Spielman caught a 65-yard touchdown pass at Colorado and has six career touchdowns of at least 65 yards, including two this season.

2019 NEBRASKA FOOTBALL SCHEDULE

Date	Opponent	Time	TV	Notes
Aug. 31	South Alabama	W, 35-21	ESPN	Nebraska scores 3 non-offensive TDs
Sept. 7	@ Colorado	L, 34-31 (ot)	FOX	Huskers fall as CU overcomes 17-point deficit
Sept. 14	Northern Illinois	7 p.m.	FS1	2nd of 4 scheduled meetings
Sept. 21	@ Illinois*	7 p.m.	BTN	Face Illini in B1G opener for 4th time in 7 years
Sept. 28	Ohio State*	TBA	TBA	4th of 6 straight years facing OSU
Oct. 5	Northwestern*	2:30/3 p.m.	TBA	Last 4 games in Lincoln decided by 9 points
Oct. 12	@ Minnesota*	TBA	TBA	60th game with most frequent B1G opponent
Oct. 26	Indiana*	TBA	TBA	Hoosiers' 1st trip to Lincoln since 1977
Nov. 2	@ Purdue*	TBA	TBA	Huskers lead the series 4-2 as Big Ten foes
Nov. 16	Wisconsin*	TBA	TBA	Latest-ever meeting between the schools
Nov. 23	@ Maryland*	TBA	TBA	NU's first game in the state of Maryland
Nov. 29	Iowa*	1:30 p.m.	BTN	NU's 30th straight Black Friday game

All times Central; Home games in **bold**; *Big Ten Conference game

NEBRASKA

- **2019 Record:** 1-1
- **Last Game:** at Colorado (L, 34-31, ot)
- **Streak:** Lost 1
- **AP Rank:** Not Ranked
- **Coaches Rank:** Not Ranked
- **Head Coach:** Scott Frost
- **Nebraska Record:** 5-9 (2nd year)
- **Career Record:** 24-16 (4th year)
- **Record vs. Northern Illinois:** 0-0

NORTHERN ILLIOIS

- **2019 Record:** 1-1
- **Last Game:** at No. 14 Utah (L, 35-17)
- **Streak:** Lost 1
- **AP Rank:** Not Ranked
- **Coaches Rank:** Not Ranked
- **Head Coach:** Thomas Hammock
- **NIU Record:** 1-1 (1st year)
- **Career Record:** 1-1 (1st year)
- **Record vs. Nebraska:** 0-0

SERIES HISTORY

- **All-Time Series:** Nebraska leads, 2-1
- **In Lincoln:** Nebraska leads, 2-1
- **Last Meeting:** Northern Illinois, 21-17
9/16/2017 in Lincoln
- **Win Streak:** Northern Illinois, 1 game

TV INFORMATION

- **Play-by-Play:** Justin Kutcher
- **Analyst:** Petros Papadakis
- **Analyst:** Shane Vereen
- **Fox Sports Go App**



RADIO INFORMATION

- **Play-by-Play:** Greg Sharpe
- **Analysis:** Matt Davison
- **Sidelines:** Ben McLaughlin
- **XM Simulcast:** 83
- **Sirius Simulcast:** 83
- **Huskers.com & App**
- **TuneIn.com & App**



NEBRASKA COMMUNICATIONS

CREDENTIAL REQUESTS

Visit www.huskers.com/media

FOOTBALL CONTACTS

Associate A.D./Comm...... Keith Mann
 Phone 402-472-0237
 E-Mail kmann@huskers.com
Sr. Assoc. Comm. Dir...... Shamus McKnight
 Phone 402-472-7772
 E-Mail smcknight@huskers.com
Associate Director..... Matt Smith
 Phone 402-472-7780
 E-Mail msmith@huskers.com
Admin. Assoc. (Credentials) ... Vicki Capazo
 Phone 402-472-2263
 E-Mail vcapazo@huskers.com

MAILING ADDRESS

One Memorial Stadium
 P.O. Box 880123
 Lincoln, NE 68588-0123
 (402) 472-2263
sportsinfo@huskers.com

Shipping Address: 600 Stadium Drive

Huskers.com • @Huskers

COACH & PLAYER AVAILABILITY

MONDAY

Nebraska Weekly Press Conference

Selected players will be available in the West Stadium, Level 6 at Memorial Stadium at 11:30 a.m. CT. Live press conference video will be available for free at Huskers.com and a complete video and transcript will be made available to media in the afternoon. Coach Frost will follow the players and conclude the press conference beginning at 12:30 p.m. CT.

TUESDAY

Defensive assistant coaches and requested players will be available following practice.

WEDNESDAY

Offensive assistant coaches and a limited number of requested players will be available after practice.

THURSDAY

Coach Frost will available after practice.

FRIDAY

No media availability.

SATURDAY

Coach Frost and requested players available in designated post-game areas.

GENERAL MEDIA POLICIES

All player and coach interviews must be arranged at least one day in advance through the Nebraska Communications Office. Contact Keith Mann, Shamus McKnight, Matt Smith or Erica Nett. All post-practice interviews will be conducted at the practice site. Interviews will not be conducted in the weight room, Student Life Complex, training room, hallways or the tunnel leading from the locker room to the field. The Nebraska locker room, training room and football office meeting rooms are **OFF LIMITS** to the media. When arriving for post-practice interviews, media should come to the Hawks Championship Center, or outside Memorial Stadium as instructed.

Student-athlete cell phone numbers will **NOT** be given to the media, and media should not contact or message student-athletes directly through social media platforms. **PRACTICES ARE CLOSED** to the media and to the general public during the season.

After all games, Nebraska's **LOCKER ROOM IS CLOSED**. Head Coach Scott Frost and requested players will be brought to the postgame interview room after a 10-minute cooling off period. At home, the postgame interview room is located in the strength complex of the Osborne Athletic Complex. Media are asked to wait to set up equipment until the conclusion of halftime. On the road, Coach Frost and requested players will be brought to the designated interview area. **NO INTERVIEWS** will be conducted on the field as the players are returning to the locker room.

MEDIA MAY NOT PROVIDE LIVE COVERAGE OF ANY PRESS CONFERENCE ON ANY DIGITAL PLATFORM OR WEBSITE.

PHONE INTERVIEWS

Media wishing to try to arrange a phone interview with Coach Frost may contact Keith Mann for availability. Please contact the Communications Office as far in advance as possible. Out-of-town media requesting phone interviews with players should contact Keith Mann or Shamus McKnight with those requests, preferably on Sundays, but no later than 10 a.m. CT on Monday of game week. Other than rare exceptions, these interviews will take place only during the Monday press conference window or following Tuesday or Wednesday practice.

NEBRASKA FOOTBALL HEAD SHOTS

Contact Nebraska Communications to request action photos and head shots.

HUSKERS.COM & COLLEGE PRESS BOX.COM

Huskers.com is the official site of Nebraska Athletics and includes updated stats, game notes, depth chart and extensive quotes and audio and video from Nebraska's Monday press conference. A PDF version of the 2019 Nebraska Media Guide is available on Huskers.com.

CollegePressBox.com is the official media website for Division I football. Access and download weekly game notes, quotes, statistics, media guides, headshots, logos and more for each conference and its member schools. Register for access at collegepressbox.com/register.

GAME CREDENTIALS

Media may request credentials for home games at Huskers.com/media. Follow the steps on the website to complete the application. You will receive an e-mail confirming your application and an approval/denial e-mail. Contact Vicki Capazo at (402) 472-2263 with questions. Photo ID will be required to access to the stadium on game day and the name on your photo ID and credential must match. Single-game credentials will not be mailed and must be picked up on game day at media will call. Single-game parking passes will be mailed to media.

THE BANK OF THE WEST NEBRASKA FOOTBALL SHOW

The Nebraska Football television show will air on several affiliates throughout the 2019 season. The stations and times are as follows:

- KOLN/KGIN—Lincoln (Sunday, 10:35 p.m.)
- KNPL—North Platte (Sunday, 10:35 p.m.)
- KETV—Omaha (Sunday, 10:30 p.m.)
- Fox Sports Midwest—Monday, 1 p.m.

LEARFIELD IMG COLLEGE HUSKER SPORTS NETWORK

The Husker Sports Network continues its strong tradition of broadcasting excellence in 2019, as it brings NU football to fans across the nation and the world. A list of affiliates can be found in the box on the right, and all radio broadcasts are available live on Huskers.com, the Official Husker App, TuneIn.com, the TuneIn Radio App and SiriusXM Satellite Radio.

2019 NEBRASKA STATIONS

- Ainsworth, KBRB-AM: 1400
- Alliance, KCOW-AM: 1400
- Beatrice, KWBE-AM: 1450
- Broken Bow, KBBN-FM: 95.3
- Chadron, KCSR-AM: 610
- Columbus, KJSK-AM: 900
- Columbus, KLIR-FM: 101.1
- Cozad, KAMI-AM: 1580
- Fairbury, KGMT-AM: 1310
- Fairbury, KUTT-FM: 99.5
- Falls City, KTNC-AM: 1230
- Fremont, KFMT-FM: 105.5
- Grand Island, KRGI-AM: 1430
- Grand Island, KRGY-FM: 97.3
- Hastings, KHAS-AM: 1230
- Hastings, KLIQ-FM: 94.5
- Hiawatha, KS, KLZA-FM: 101.3
- Holdrege, KUVR-AM: 1380
- Holdrege, KMTY-FM: 97.7
- Imperial, KADL-FM: 102.9
- Kearney, KGFW-AM: 1340
- Kearney, KQKY-FM: 105.9
- Lexington, KRVN-AM: 880
- Lincoln, KLIN-AM: 1400
- Lincoln, KFGE-FM: 98.1
- McCook, KSWN-FM: 93.9
- McCook, KZMC-FM: 102.1
- Nebraska City, KNCY-AM: 1600
- Nebraska City, KBIE-FM: 103.1
- Norfolk, KNEN-FM: 94.7
- North Platte, KODY-AM: 1240
- Ogallala, KZTL-FM: 93.5
- Omaha, KXSP-AM: 590
- Omaha, KEZO-FM (Z-92): 92.3
- Rapid City, SD, KTOO-AM: 1340
- Scottsbluff, KNEB-AM: 960
- Scottsbluff, KNEB-FM: 94.1
- Sidney, KSID-AM: 1340
- Sidney, KSID-FM: 98.7
- Sioux City, IA KSEZ-FM: 97.9
- Sioux Falls, SD KSOO-FM: 99.1
- Superior, KRFS-AM: 1600
- Superior, KRFS-FM: 103.9
- Valentine, KVSH-AM: 940
- West Point, KTIC-AM: 840
- West Point, KTIC-FM: 98.3
- Yankton, SD KKYA-FM: 93.1
- York, KAWL-AM: 1370
- Winner, SD, KWYR-AM: 1260

MONDAY, SEPT. 9	TUESDAY, SEPT. 10	WEDNESDAY, SEPT. 11	THURSDAY, SEPT. 12	FRIDAY, SEPT. 13	SATURDAY, SEPT. 14
<p>PRACTICE 8:45 - 10:30 a.m.</p> <p>NO MEDIA ACCESS</p>	<p>PRACTICE 8:50 - 10:50 a.m.</p> <p>Available after practice: • Defensive Coaches • Requested Players</p>	<p>PRACTICE 8:25 - 10:25 a.m.</p> <p>Available after practice: • Offensive Coaches • Requested Players</p>	<p>PRACTICE 9:10 - 10:50 a.m.</p> <p>Available after practice: • Coach Frost</p>	<p>PRACTICE Morning walk-thru at Memorial Stadium</p> <p>NO MEDIA ACCESS</p>	<p>GAME DAY Nebraska vs. Northern Illinois, 7:05 p.m., FS1</p>
<p>PRESS CONFERENCE 11:30 a.m. - Players 12:30 p.m. - Coach Frost</p>			<p>NEBRASKA FOOTBALL RADIO HOUR (HSN) 7 p.m. - Greg Austin</p>		<p>POST-GAME Available after game: • Scott Frost • Requested players</p>

SERIES HISTORY: NEBRASKA VS. NORTHERN ILLINOIS

Nebraska and Northern Illinois will meet for the fourth time on Saturday evening, with the Huskers owning a 2-1 edge. All three previous games were played at Memorial Stadium. Nebraska posted victories in 1989 and 1990 while NIU won in Lincoln in 2017.

- In addition to Saturday's game, Northern Illinois is scheduled to visit Lincoln in 2021 and 2023.
- Nebraska is 5-1 all-time against members of the Mid-American Conference, with the lone loss being the 21-17 setback against NIU in 2017.
- Including the two future games with NIU, Nebraska has five future games scheduled with members of the Mid-American Conference (NIU-2021, 2023; Central Michigan-2020; Buffalo-2021; Akron-2025).

NEBRASKA VS. MAC				
SEASON	OPPONENT	SITE	RESULT	SCORE
1989	Northern Illinois	Lincoln	Won	48-17
1990	Northern Illinois	Lincoln	Won	60-14
1997	Akron	Lincoln	Won	59-14
2007	Ball State	Lincoln	Won	41-40
2008	Western Michigan	Lincoln	Won	47-24
2017	Northern Illinois	Lincoln	Loss	17-21

HUSKERS HOPE TO SHINE UNDER MEMORIAL STADIUM LIGHTS

The Huskers have a long history of success under the lights in Lincoln.

- The Huskers have won 20 of their last 22 home night games at Memorial Stadium. NU is 46-7 all-time in Memorial Stadium night games.
- Nebraska's dominance at night in Lincoln has been impressive, as 33 of the home night wins have been by at least 13 points.
- The seven losses in home night games have all come against teams that won at least 10 games in that season (Washington, 1991; Texas, 2002; USC, 2007; Virginia Tech and Missouri, 2008; Wisconsin and Ohio State, 2017).
- Nebraska will be playing its first home night game since the 2017 season. The Huskers were scheduled to play Akron in a prime-time season opener in Lincoln last fall, but the game was canceled because of inclement weather. The 2018 season marked the first time since 1995 that Nebraska did not host a home night game.

FROST IN SECOND SEASON WITH HUSKERS

Scott Frost is in his second season at Nebraska in 2019. The 2017 consensus national coach of the year, Frost boasts a 24-16 career record as a collegiate head coach.

- Although Nebraska finished with a 4-8 record in 2018, five of the eight losses came by a combined 21 points. NU lost five games by five or fewer points, including a trio of three-point defeats. Nebraska won four of its final six games, and the two losses were a five-point loss at an Ohio State team that ended the year ranked No. 3 in the nation and a three-point loss at Iowa, when the Hawkeyes kicked a game-winning field goal as time expired. Iowa finished with a No. 25 ranking.
- As the head coach at UCF, Frost improved from 6-7 in his first season to 13-0 in year two. A similar turnaround at Nebraska could be historic. A nine-win season by Nebraska in 2019 would tie for the second-largest win improvement from one season to the next in school history (five games), while a 10-win campaign would tie the largest win improvement (six games).
- In 12 seasons as a full-time assistant or head coach, Frost's teams have posted a 127-33 record, averaging nearly 11 wins per season. Frost has been a part of seven conference championship teams and coached in two national championship games in his 12 seasons.
- Frost's teams have been ranked in the top 15 in 10 of his 12 seasons, including eight final top-10 rankings and six final top-five rankings.
- Each of NU's last five head coaches won at least eight games in their second season, and the four head coaches prior to Frost all produced their best winning percentage at Nebraska in year two.

SECOND-YEAR RECORDS OF RECENT HUSKER COACHES			
NAME	2ND SEASON	RECORD	IMPROVEMENT
Mike Riley	2016	9-4	+3
Bo Pelini	2009	10-4	+1
Bill Callahan	2005	8-4	+3
Frank Solich	1999	12-1	+3
Tom Osborne	1974	9-3	+0
Bob Devaney	1963	10-1	+1

Riley, Pelini, Callahan and Solich each posted their best NU winning percentage in year two

BIG TEN STANDINGS



WEST DIVISION

Place	Team	Overall	Big Ten
1.	Iowa	2-0	1-0
2.	Illinois	2-0	0-0
	Wisconsin	2-0	0-0
	Minnesota	2-0	0-0
5.	Nebraska	1-1	0-0
	Purdue	1-1	0-0
7.	Northwestern	0-1	0-0

EAST DIVISION

Place	Team	Overall	Big Ten
1.	Indiana	2-0	0-0
	Maryland	2-0	0-0
	Michigan	2-0	0-0
	Michigan State	2-0	0-0
	Ohio State	2-0	0-0
	Penn State	2-0	0-0
	Rutgers	1-1	0-1

PLAYER OF THE WEEK NOMINEES

OPP.	OFF.	DEF.	SPEC.	FROSH
USA	--	Taylor	--	--
COLO	--	--	--	--
NIU				
ILL				
OSU				
NW				
MINN				
IND				
PUR				
WIS				
MD				
IOWA				

Bold indicates winner

2019 HUSKER HONORS

MOHAMED BARRY, SR., ILB

- Lott IMPACT Trophy Watch List
- Butkus Award Watch List

ADRIAN MARTINEZ, SO., QB

- Big Ten Preseason Watch List
- Davey O'Brien Award Watch List
- Manning Award Watch List
- Maxwell Award Watch List
- Walter Camp Award Watch List

KANAWAI NOA, SR., WR

- Polynesian Player of the Year Watch List

WAN'DALE ROBINSON, FR., WR

- FWAA Freshman All-American Watch List

JD SPIELMAN, SO., WR

- Biletnikoff Award Watch List
- Paul Hornung Award Watch List

BEN STILLE, JR., DL

- AFCA Good Works Team Nominee
- Wuerffel Trophy Nominee

JACK STOLL, JR., TE

- Mackey Award Watch List

CHASE URBACH, SR., LS

- Patrick Mannely Award Watch List

LAST TIME OUT

COLORADO 34, NEBRASKA 31 (OT)

Team Stats	NU	CU
First Downs	19	22
Rushes-Yards	46-179	37-89
Passes	16-26-1	28-41-1
Passing Yards	290	375
Total Offense	469	464
3rd Downs	5-of-15	6-of-17
Turnovers	3	2
Penalties	7-65	9-65
Time of Possession	29:32	30:28

NU Rushing Leaders

Maurice Washington—15 carries, 77 yards
Adrian Martinez—19 carries, 66 yards, 2 TD

NU Passing Leader

Adrian Martinez—16-26-1, 290 yards, 2 TD

NU Receiving Leaders

JD Spielman—5 catches, 112 yards, TD
Maurice Washington—4 catches, 118 yards, TD

NU Defensive Leaders

Will Honas—7 UT, 2 AT, 9 TT, TFL
Mo Barry—6 tackles, 7-yard sack
Khalil Davis—5 tackles, 2 TFL
Cam Taylor-Britt—5 tackles, 2 fumbles caused

NU Special Teams Leader

Isaac Armstrong—5 punts, 46.2 yard average, 2 punts inside 20

NOTING GAME 2

- Nebraska lost for the fifth consecutive time in an overtime game, with one loss in each of the past five seasons.
- Nebraska scored 31 points marking the eighth straight game against CU the Huskers have scored at least 28 points. It also marked the ninth straight time Nebraska has scored at least 27 points at Folsom Field.
- Nebraska had a pair of scoring drives of better than 95 yards, marking the first time under Scott Frost the Huskers have had two 90-plus yard scoring drives.
- Maurice Washington had 118 receiving yards for his second career 100-yard receiving game. He joins Cory Ross and Marlon Lucky as the only Husker backs to have two career 100-yard receiving games.
- Receiver JD Spielman posted his fifth career 100-yard receiving game with five catches for 112 yards and a 65-yard touchdown.
- The Nebraska defense held Colorado scoreless in the first half, marking the first time NU had blanked an opponent in the first half since a 2016 win over Maryland.
- With his 290 passing yards, Adrian Martinez surpassed 3,000 career passing yards to become the 12th Husker to top that career milestone.

NINE OF 10 ASSISTANTS RETURN FOR SECOND SEASON

Nine of Nebraska's 10 assistant coaches returned for their second season in 2019, with all nine having coached with **Scott Frost** in each of his four seasons as a head coach.

- Nebraska's nine returning assistant coaches mark its highest number of returning assistants since 2013, when a Husker coaching staff last had zero turnover during the offseason. Nebraska has had at least one coaching change each of the last six seasons.
- The lone new addition to the staff is **Tony Tuioti**, who coaches the Husker defensive line. Tuioti comes to Nebraska after spending the past two seasons at Cal, including the 2018 campaign as the Bears' defensive line coach. Tuioti was also an assistant defensive line coach for two seasons in the NFL with the Cleveland Browns in 2014 and 2015.
- Four of the Huskers' 11 full-time coaches played at Nebraska, including Frost, offensive line coach **Greg Austin**, running backs coach **Ryan Held** and inside linebackers coach **Barrett Ruud**.
- Nebraska's coaching staff has been lauded the past three seasons. In addition to Scott Frost being recognized as the 2017 national coach of the year while at UCF, the Husker staff features a Broyles Award finalist in offensive coordinator **Troy Walters** (2017) and two Broyles Award nominees in defensive coordinator **Erik Chinander** (2016) and quarterbacks coach **Mario Verduzco** (2018). The Broyles Award is presented annually to the nation's top assistant coach.

NEBRASKA AIMS TO BUILD OFF STRONG FINISH TO 2018

Nebraska won four of its final six games last season after an 0-6 start. The Huskers were nearly two touchdowns per game better both offensively and defensively over the second half of the 2018 season while facing four bowl teams in their final six games, including a pair of teams who were ranked in the final 2018 Associated Press top-25 poll.

- As part of its 4-2 finish, Nebraska won three games by at least 19 points. The Huskers' two losses were a five-point loss at Ohio State and a last-second three-point loss at Iowa. Overall, including a three-point overtime loss at Colorado, the Huskers' past four losses are by a total of 14 points including two OT setbacks.
- Offensively, Nebraska averaged 36.7 points per game in the final six games of 2018, after averaging 23.3 points per game in its first six contests.
- Defensively, the Huskers held two of their final five opponents to single digits last fall. Nebraska allowed 24.2 points per game in its final six contests after allowing 38.3 points per game in its first six games.

NEBRASKA IMPROVEMENT IN 2ND HALF OF 2018 SEASON

TIME FRAME	RECORD	PPG	PPG ALLOWED	MARGIN
First 6 Games	0-6	23.3	38.3	-15.0
Final 6 Games	4-2	36.7	24.2	+12.5
IMPROVEMENT	+4	+13.4	-14.1	+27.5

FROST OFFENSES IMPRESSIVE ON OPENING DRIVES

One common theme of a **Scott Frost**-led offense has been a fast start, and that has held true for Frost's tenure in Lincoln. Nebraska has scored on its opening drive in each of the first two games in 2019. NU received the opening kickoff against South Alabama and drove nine plays and 81 yards for a touchdown to take a 7-0 lead. At Colorado, Nebraska drove 96 yards in five plays on its first possession to take a 7-0 lead. The opening-drive score continued a theme from 2018.

- Nebraska scored on its first possession seven times in 12 games last season, including six of the final seven games. All seven of NU's opening scoring drives resulted in touchdowns.
- NU received the opening kickoff nine times in 2018 and scored touchdowns on six of those drives while punting only once. The Huskers had a game-opening touchdown drive to take a 7-0 lead in five straight games during the Big Ten Conference season.
- The Huskers scored on nearly 60 percent of their opening possessions in 2018, even with a pair of drive-ending turnovers in opponent territory. Nebraska's average touchdown drive covered more than 74 yards, including one 80-yard touchdown march and five 75-yard scoring drives.
- Over the last three seasons - 2018-19 at Nebraska and 2017 at UCF - Frost's offenses have scored a touchdown on their opening possession 18 times in 27 games (67 percent). The average length of the touchdown drive in that span is 74 yards.

NEBRASKA'S 2019 OPENING DRIVES

GAME	OPPONENT	START	PLAYS	YARDS	RESULT
1	South Alabama	Own 19	9	81	Touchdown*
2	Colorado	Own 4	5	96	Touchdown

*Opening drive of the game for either team

- In three-plus years as a head coach, Frost's offenses have scored on their opening drive 22 times in 40 games, with 21 touchdowns and one field goal. In 80 games over six-plus seasons as a play-caller, Frost's offenses have scored on their first possession of the game 43 times, putting points on the board in more than half of their opening possessions.
- **Frost's Opening Drive Scoring Percentage:** 54% (43 of 80 drives)
- **Frost's Opening Drive Touchdown Percentage:** 48% (38 of 80 drives)

HUSKERS CONTINUE STREAKS INTO 2019 SEASON

Nebraska continues a pair of long team streaks in the 2019 season, while a pair of Huskers are also riding impressive individual streaks.

- Saturday's game against Northern Illinois will mark Nebraska's 370th consecutive sellout. The sellout streak began in 1962 and is in its 57th year in 2019.
- Nebraska has scored in 297 consecutive games. The streak is the longest in school history, the eighth-longest in FBS history and the fifth-longest active streak.
- Junior wide receiver **JD Spielman** has made at least two catches in each of his 23 career games. His streak of 23 straight games with a reception is tied for the sixth-longest streak in school history.
- Sophomore place-kicker **Barret Pickering** has made 10 consecutive field goals, 26 consecutive extra points and 36 straight kicks overall. His streak of 10 straight made field goals is the seventh-longest streak in program history. Pickering has not played in the first two games because of injury.

ALL-TIME LONGEST STREAKS WITHOUT BEING SHUT OUT

RK.	PLAYER	YEAR BEGAN	YEAR ENDED	GAMES
1.	Florida	1988	Active	387
2.	Michigan	1984	2014	365
3.	BYU	1975	2003	351
4.	TCU	1992	Active	335
5.	Air Force	1992	2017	306
6.	Virginia Tech	1995	Active	307
7.	Georgia	1995	Active	306
8.	Nebraska	1996	Active	297

BLACKSHIRT DEFENSE MAKES NOISE IN OPENER

The Nebraska defense has focused on taking a step forward in 2019, specifically causing more turnovers and big impact plays. Nebraska checked the box on that offseason priority in Week One against South Alabama.

- Nebraska had five takeaways against South Alabama including four in the second half. The five takeaways matched the most in two seasons under Scott Frost (Illinois, 2018) and was only the fourth time since 2010 that a Nebraska defense recorded five or more takeaways.
- Nebraska scored a pair of defensive touchdowns—a 38-yard interception return by Eric Lee Jr. in the third quarter and a fumble recovery in the end zone by Alex Davis in the fourth quarter to cap the scoring. The two defensive touchdowns marked the first time Nebraska scored a pair of defensive touchdowns since having two interception returns for touchdowns against Southern Miss in 2013.
- Lee's interception return for a touchdown was the first by a Husker since Marcus Newby had an interception for a touchdown against Northwestern in 2017.
- Davis' fumble recovery for a touchdown was the first by the Huskers since Josh Mitchell returned a fumble 57 yards for a touchdown against Miami in 2014.
- Nebraska also scored on a 76-yard punt return for a touchdown by JD Spielman in the third quarter. The three non-offensive touchdowns were a first for Nebraska since the Huskers had three defensive touchdowns in a 31-3 win over Wake Forest in 2005.
- Nebraska was the only team in Week One with three non-offensive touchdowns and the two defensive scores are tied for the national lead.
- Nebraska's effort against South Alabama marked the 16th time in school history the Huskers have scored on offense, defense and special teams in the same game. It was the first time since 2012 NU had accomplished that feat, and the first instance against an FBS opponent since 2009 at Colorado.
- Nebraska added two takeaways at Colorado, and its seven takeaways through two games ranks second nationally. NU is +1 in turnover margin through two games.
- Nebraska has averaged 2.9 takeaways in its past seven games. Prior to that, Nebraska averaged 1.0 takeaway in its 30 previous games spanning three seasons.
- The Huskers have forced three or more turnovers in four of their last seven games. Before the current streak, NU had not force three turnovers in 30 games dating back to game two in 2016.
- Defensive coordinator Erik Chinander has a history of producing disruptive defenses. In 40 games as a defensive coordinator (UCF, Nebraska) Chinander's defenses have scored 11 touchdowns.

2019 OFFENSE GAME-BY-GAME

RUSHING				
GAME	ATT.	YDS.	TD	LONG
USA	44	98	2	16
COLO	46	179	2	40
NIU				
ILL				
OSU				
NW				
MINN				
IND				
PUR				
WIS				
MD				
IOWA				

PASSING					
GAME	COM-ATT-INT	YDS	TD	LG	SACKS
USA	13-22-1	178	0	42	2-17
COLO	16-26-1	290	2	75	6-33
NIU					
ILL					
OSU					
NW					
MINN					
IND					
PUR					
WIS					
MD					
IOWA					

2019 DEFENSE GAME-BY-GAME

RUSHING DEFENSE				
GAME	ATT.	YDS.	TD	LONG
USA	44	83	1	15
COLO	37	89	2	18
NIU				
ILL				
OSU				
NW				
MINN				
IND				
PUR				
WIS				
MD				
IOWA				

PASSING DEFENSE					
GAME	COM-ATT-INT	YDS	TD	LG	SACKS
USA	19-35-3	231	2	36	4-32
COLO	28-41-1	375	2	96	3-25
NIU					
ILL					
OSU					
NW					
MINN					
IND					
PUR					
WIS					
MD					
IOWA					

SACKS/TFL				
GAME	SACKS	YARDS	TFL	YARDS
USA	4	36	9	49
COLO	3	25	10	47
NIU				
ILL				
OSU				
NW				
MINN				
IND				
PUR				
WIS				
MD				
IOWA				

JD SPIELMAN RECORD WATCH

CAREER RECEIVING YARDS

RK.	PLAYER, YEARS	YDS
1.	Stanley Morgan Jr., 2015-18	2,747
2.	Kenny Bell, 2011-14	2,689
3.	Johnny Rodgers, 1970-72	2,479
4.	Nate Swift, 2005-08	2,476
5.	Jordan Westerkamp, 2013-16	2,474
6.	JD Spielman, 2017-present	1,796
7.	Terrence Nunn, 2004-07	1,762

CAREER RECEPTIONS

RK.	PLAYER, YEARS	REC.
1.	Stanley Morgan Jr., 2015-18	189
2.	Kenny Bell, 2011-14	181
3.	Jordan Westerkamp, 2013-16	167
4.	Nate Swift, 2005-08	166
5.	Johnny Rodgers, 1970-72	143
6.	Terrence Nunn, 2004-07	136
7.	Marlon Lucky, 2005-08	135
8.	JD Spielman, 2017-present	128

CAREER 100-YARD RECEIVING GAMES

RK.	PLAYER, YEARS	TOTAL
1.	Johnny Rodgers, 1970-72	10
2.	Nate Swift, 2005-08	8
	Jordan Westerkamp, 2013-16	8
4.	Stanley Morgan Jr., 2015-18	7
5.	Irving Fryar, 1981-83	5
	Niles Paul, 2007-10	5
	Kenny Bell, 2011-14	5
	JD Spielman, 2017-present	5

CAREER RECEIVING TOUCHDOWNS

RK.	PLAYER, YEARS	TDs
1.	Johnny Rodgers, 1970-72	25
2.	Nate Swift, 2005-08	22
	Stanley Morgan Jr., 2015-18	22
4.	Kenny Bell, 2011-14	21
5.	Clarence Swanson, 1919-21	18
	Jordan Westerkamp, 2013-16	18
7.	Maurice Purify, 2006-07	16
8.	Jon Bostick, 1989-91	15
	Quincy Enunwa, 2010-13	15
10.	Todd Millikan, 1985-88	14
	Bobby Thomas, 1974-76	14
--	JD Spielman, 2017-present	11

CONSECUTIVE GAMES WITH A CATCH

RK.	PLAYER, YEARS	TDs
1.	Stanley Morgan Jr., 2015-18	38
2.	Johnny Rodgers, 1970-72	37
3.	Jordan Westerkamp, 2013-16	36
4.	Terrence Nunn, 2004-07	32
5.	Kenny Bell, 2012-14	28
6.	Kenny Bell, 2011-12	23
	Quincy Enunwa, 2012-13	23
	JD Spielman, 2017-present	23*

*active streak

CAREER KICKOFF RETURN YARDS

RK.	PLAYER, YEARS (RET.)	YDS
1.	Josh Davis, 2000-03 (92)	2,265
2.	Niles Paul, 2007-10 (77)	1,887
3.	Ameer Abdullah, 2011-14 (61)	1,592
4.	Tyrone Hughes, 1989-92 (51)	1,443
5.	Kenny Bell, 2011-14 (51)	1,277
6.	Joe Walker, 1997-2000 (53)	1,159
7.	Dana Brinson, 1985-88 (51)	1,154
8.	Cortney Grixby, 2004-07 (45)	1,094
9.	Johnny Rodgers, 1970-72 (35)	847
10.	JD Spielman, 2017-present (35)	838

BARRY IS THE BIG TEN'S TOP RETURNING TACKLER

Senior inside linebacker **Mohamed Barry** is back after a breakthrough junior season in 2018, when he totaled 112 tackles after recording only 44 tackles in his first two seasons combined.

- Barry led Nebraska with 112 tackles in 2018, the most by a Husker since Lavonte David made 133 stops in 2011. Barry was second in the Big Ten and 38th nationally with an average of 9.3 tackles per game, and he is the Big Ten's leading returner in that category.
- Barry opened the season with a team-high 12 tackles against South Alabama, tying his career high and marking his eighth career double-figure tackle game. He has led Nebraska in tackles in 10 of 14 games since the start of the 2018 season.
- This fall, Barry will look to become the sixth Husker to have back-to-back 100-tackle seasons, joining David (2010-11), his position coach Barrett Ruud (2003-04), Lee Kunz (1977-78), Clete Pillen (1975-76) and Jerry Murtaugh (1969-70).
- Barry was tabbed as a third-team All-Big Ten selection by the conference media in 2018 and was an honorable-mention selection by the league's coaches. He is on the 2019 preseason watch lists for the Butkus Award and the Lott IMPACT Trophy.

BOOTLE BREAKS UP OPPONENT'S PASSING GAME

Junior **Dicaprio Bootle** wreaked havoc on opponent passing games in 2018. Bootle broke up 15 passes and had a career-high 39 tackles in his first season as a starter in 2018, helping Nebraska rank 34th nationally in pass efficiency defense, a 61-spot improvement from the 2017 season.

- Bootle broke up 15 passes in 2018, ranking ninth nationally in breakups and 16th nationally in passes defended per game (1.3). Bootle's 15 pass breakups ranked second on Nebraska's season chart and were the most by a Husker since DeJuan Groce broke up a school-record 17 passes in 2000. Bootle opened the 2019 season with a team-high two PBU against South Alabama, and added one PBU at Colorado.
- Bootle earned third-team All-Big Ten honors last year, becoming the first Husker cornerback to be honored by the conference in four seasons.

SPIELMAN CONTINUES TO CLIMB HUSKER CHARTS

Junior wide receiver **JD Spielman** has already made Husker history as the only player in program history to have a 200-yard receiving game. In only two-plus seasons and just 23 games, Spielman is also leaving his mark on Nebraska's career record book. He has 128 career catches for 1,796 yards, ranking sixth all-time at Nebraska in receiving yards and eighth in receptions.

- Spielman needs 62 receptions and 952 yards to become Nebraska's all-time leader in both categories. He averaged 61 catches and 842 receiving yards per season in his first two years. On a per-game basis in his 23-game career, Spielman averages 5.6 receptions and 78.1 receiving yards.
- Spielman reached 1,000 career receiving yards in only 15 games. He reached the mark faster than any other Husker, eclipsing Heisman Trophy winner Johnny Rodgers (16 games).
- Spielman is the only player in school history to record 100 catches prior to his junior season.
- Spielman owns the only two 200-yard receiving games in Husker history (200 yards vs. Ohio State in 2017 and 209 yards at Wisconsin in 2018).
- Spielman is the only wide receiver in school history to have two career games with double-digit receptions (11 vs. Ohio State in 2017 and 10 vs. Purdue in 2018). Running back Marlon Lucky is the only other Husker to have two career games with double-digit catches.
- Spielman had more than 800 receiving yards in each of his first two seasons, joining Johnny Rodgers and Stanley Morgan Jr. as the only Huskers with two 800-yard receiving seasons. No Husker has ever had three 800-yard receiving seasons.
- Spielman had more than 50 catches in each of his first two seasons, joining Johnny Rodgers, Kenny Bell and Stanley Morgan Jr. as the only players in program history with multiple 50-catch seasons. No Husker has ever had three 50-catch seasons.
- Spielman opened the 2019 season with a 76-yard punt return for a touchdown against South Alabama, marking his second career punt return score. He had a 77-yard punt return touchdown last season against Bethune-Cookman. He also had a 99-yard kickoff return for a touchdown in his first career touch against Arkansas State in the 2017 season opener. Spielman is one of only eight players in program history to return both a punt and kickoff for a touchdown.
- Against Colorado, Spielman recorded his fifth career 100-yard receiving game with five catches for 112 yards. He opened the scoring with a 65-yard touchdown reception, marking the sixth touchdown of his career that has covered at least 65 yards.

FBS ACTIVE LEADERS IN RECEIVING YARDS PER GAME

RK.	PLAYER	TEAM	CLASS	GAMES	YDS	YDS/GAME
1.	Rondale Moore	Purdue	So.	15	1,602	106.8
2.	JD Spielman	Nebraska	Jr.	23	1,796	78.1
3.	Antonio Gandy-Golden	Liberty	Sr.	34	2,607	76.7
4.	James Proche	SMU	Sr.	39	2,905	74.5
5.	Reggie Roberson Jr.	SMU	Jr.	15	1,106	73.7

Minimum 1,000 career receiving yards

MOST CAREER RECEIVING YARDS AMONG FBS NON-SENIORS

RK.	PLAYER	TEAM	CLASS	GAMES	YDS
1.	CeeDee Lamb	Oklahoma	Jr.	30	2,155
2.	Tylan Wallace	Oklahoma State	Jr.	28	1,881
3.	Jerry Jeudy	Alabama	Jr.	31	1,819
4.	JD Spielman	Nebraska	Jr.	23	1,796
5.	Tyler Vaughns	USC	Jr.	28	1,739

SPIELMAN RANKS AMONG NATION'S TOP WIDE RECEIVERS

JD Spielman was one of the top returning receivers in the country in 2019. The two-time All-Big Ten selection has earned a spot on the preseason Biletnikoff Award watch list each of the last two seasons, and he was a freshman All-American in 2017.

- Spielman averages 78.1 receiving yards per game in his 23 career games. That total ranks second nationally among all active FBS players with a minimum of 1,000 career receiving yards. Among Power Five teams, Spielman is one of only three active players to average 70 receiving yards per game along with Purdue's Rondale Moore and Oklahoma's CeeDee Lamb.
- Spielman owns 1,796 career receiving yards, which ranks fourth nationally among non-seniors.
- Spielman is also one of the top wideouts in the Big Ten Conference. His career totals of 128 receptions and 1,796 receiving yards rank third and second, respectively, among all 2019 Big Ten receivers and are the highest totals among non-seniors.
- In Big Ten play, Spielman has posted 1,339 career receiving yards. He owns more receiving yards in conference play than any other active Big Ten player, an impressive accomplishment considering Spielman has only played in 15 career Big Ten games, missing the final conference game of the 2017 season and the final two Big Ten contests last season.

MARTINEZ DRIVES HUSKER OFFENSE

Quarterback Adrian Martinez put together an impressive rookie campaign as a true freshman in 2018. A freshman All-American a season ago, Martinez played a major role in Nebraska ranking 25th nationally in total offense and setting a school record by gaining at least 450 yards in seven consecutive games.

- Martinez ranked 12th nationally and first among freshmen with an average of 295.1 yards of total offense per game in 2018, a school record. In addition to the school record, it smashed the Huskers' previous freshman record of 199.7 yards per game set by Taylor Martinez in 2010.
- Martinez's average of 295.1 yards of total offense per game marked the 10th-best total offense average by a freshman in FBS history, including the fifth-highest mark by a true freshman and the highest mark ever by a true freshman quarterback for a Power Five team.
- Martinez was the top returner from 2018 in total offensive yards among Power Five quarterbacks. Overall, Martinez (295.1 ypg) ranked third in returning total offensive yards per game behind Houston's D'Eriq King (332.4 ypg) and Hawaii's Cole McDonald (325.7 ypg). UCF's McKenzie Milton (297.0 ypg) also has a higher average than Martinez, but Milton will miss the 2019 season.

TOP TOTAL OFFENSE AVERAGES BY AN FBS FRESHMAN

RK.	PLAYER	TEAM	YEAR	YPG
1.	Johnny Manziel	Texas A&M	2012	393.5
2.	David Neill	Nevada	1998	372.3
3.	Jared Lorenzen	Kentucky	2000	347.9
4.	J.T. Barrett	Ohio State	2014	314.3
5.	Brent Stockstill	Middle Tennessee	2015	310.9
6.	Jameis Winston	Florida State	2013	305.4
7.	Jon Denton	UNLV	1996	302.4
8.	Timmy Chang	Hawaii	2000	299.2
9.	Brett Rypien	Boise State	2015	298.3
10.	Adrian Martinez	Nebraska	2018	295.1

David Neill, Timmy Chang, Brett Rypien and Adrian Martinez are the only true freshmen on this list; the other six were redshirt freshmen.

NATIONAL RANKINGS

ASSOCIATED PRESS (SEPT. 8)

RK.	TEAM (1ST)	RECORD	POINTS
1.	Clemson (56)	2-0	1,544
2.	Alabama (6)	2-0	1,489
3.	Georgia	2-0	1,385
4.	LSU	2-0	1,336
5.	Oklahoma	2-0	1,315
6.	Ohio State	2-0	1,291
7.	Notre Dame	1-0	1,072
8.	Auburn	2-0	1,056
9.	Florida	2-0	997
10.	Michigan	2-0	936
11.	Utah	2-0	905
12.	Texas	1-1	877
13.	Penn State	2-0	781
14.	Wisconsin	2-0	714
15.	Oregon	1-1	677
16.	Texas A&M	1-1	643
17.	UCF	2-0	544
18.	Michigan State	2-0	495
19.	Iowa	2-0	473
20.	Washington State	2-0	343
21.	Maryland	2-0	207
22.	Boise State	2-0	164
23.	Washington	2-0	161
24.	USC	2-0	137
25.	Virginia	2-0	122

USA TODAY COACHES (SEPT. 8)

RK.	TEAM (1ST)	RECORD	POINTS
1.	Clemson (60)	2-0	1,572
2.	Alabama (3)	2-0	1,513
3.	Georgia	2-0	1,415
4.	Oklahoma	2-0	1,362
5.	LSU	2-0	1,314
6.	Ohio State	2-0	1,309
7.	Notre Dame	1-0	1,118
8.	Florida	2-0	1,064
9.	Auburn	2-0	993
10.	Michigan	2-0	945
11.	Penn State	2-0	868
12.	Utah	2-0	839
13.	Texas	1-1	823
14.	Wisconsin	2-0	739
15.	Texas A&M	1-1	668
16.	UCF	2-0	584
17.	Oregon	1-1	568
18.	Iowa	2-0	496
19.	Michigan State	2-0	446
20.	Washington State	2-0	418
21.	Washington	1-1	314
22.	Boise State	2-0	214
23.	Mississippi State	2-0	134
24.	USC	2-0	120
25.	Maryland	2-0	109

HUSKERS IN THE 2019 POLLS

DATE	AP	C	CFP	RESULT
Pre.	24	RV	--	def. So. Ala., 35-21
9-3	25	25	--	lost to Colo., 34-31 (ot)
9-8	NR	RV	--	

CHARTING THE HUSKERS

ALL-TIME WINS

RK.	SCHOOL	WINS
1.	Michigan	955
2.	Ohio State	913
3.	Texas	910
4.	Alabama	907
5.	Notre Dame	899
6.	Nebraska	898

CONFERENCE TITLES

RK.	SCHOOL	TITLES
1.	Oklahoma	48
2.	Nebraska	46
3.	Michigan	42

AP NATIONAL TITLES

RK.	SCHOOL	TITLES
1.	Alabama	11
2.	Notre Dame	8
3.	Oklahoma	7
4.	Miami	5
	Ohio State	5
	USC	5
t-7.	Nebraska	4

COACHES POLL NATIONAL TITLES

RK.	SCHOOL	TITLES
1.	Alabama	10
2.	Oklahoma	6
3.	USC	5
t-4.	Nebraska	4

NATIONAL TITLES SINCE 1970

RK.	SCHOOL	TITLES
1.	Alabama	11
2.	Nebraska	5
	Miami	5

BOWL APPEARANCES

RK.	SCHOOL	BOWLS
1.	Alabama	65
2.	Texas	55
3.	Nebraska	53
	Georgia	53

HEISMAN TROPHY WINNERS

RK.	SCHOOL	WINNERS
1.	Notre Dame	7
	Ohio State	7
	Oklahoma	7
4.	USC	6
t-5.	Nebraska	3

NFL DRAFT PICKS

RK.	SCHOOL	PICKS
1.	USC	510
2.	Notre Dame	505
3.	Ohio State	453
4.	Oklahoma	393
5.	Michigan	369
6.	Alabama	365
7.	Nebraska	359

MARTINEZ BUILDING ON RECORD-BREAKING FRESHMAN SEASON

Adrian Martinez was one of the most productive freshman quarterbacks in NCAA history last season, when he earned freshman All-America honors after setting several school records. Martinez started 11 of 12 games, more than all other true freshmen quarterbacks in Nebraska history combined. He led an offense that ranked 25th nationally with an average of 456.2 yards per game. Martinez completed nearly 65 percent of his passes, threw for 2,617 yards and 17 touchdowns and rushed for 629 yards and eight scores.

- Martinez averaged a school-record 295.1 yards of total offense per game in 2018, an average that ranked 12th nationally and was the top mark among freshmen.
- Martinez set Husker season records for 300-yard total offense games (7) and 400-yard total offense games (3), while tying the Nebraska career record with three 400-yard total offense games.
- Martinez set Nebraska freshman records in completions (224), completion percentage (64.6), passing yards (2,617), passing touchdowns (17), total offensive yards (3,246) and total touchdowns (25). His 629 rushing yards were the most ever by a Husker true freshman quarterback and the most by any Nebraska true freshman since 2002.
- In addition to his school records, Martinez ranked in the top five on Nebraska's season chart in completion percentage (2nd, 64.6), completions (4th, 224) and total offensive yards (5th, 3,246).
- Martinez posted an 86.2 completion percentage against Minnesota last October, setting a Nebraska record for the highest completion percentage with a minimum of 20 attempts. Martinez broke the record held by Dave Humm that stood for 44 years.

MARTINEZ'S FRESHMAN SEASON IN THE HUSKER RECORD BOOK

CATEGORY	TOTAL	RANK
Total Offensive Yards Per Game	295.1	1st
300-Yard Total Offense Games	7	1st
400-Yard Total Offense Games	3	1st
Completion Percentage	64.6	2nd
Completions	224	4th
Total Offensive Yards	3,246	5th
Passing Yards Per Game	237.9	5th
Passing Yards	2,617	8th
Passing Touchdowns	17	9th

MARTINEZ BRINGS DUAL THREAT TO NEBRASKA OFFENSE

Adrian Martinez is one of the nation's top dual-threat quarterbacks. In 11 games as a true freshman in 2018, Martinez threw for more than 2,500 yards and rushed for more than 600 yards. In 2019, he is off to a similar start averaging 270.0 yards of total offense per game.

- Martinez posted his eighth career game with better than 300 yards of total offense by totaling 356 yards at Colorado, including 290 passing yards and 66 rushing yards.
- With his 356 yards at Colorado, Martinez continued an impressive stretch of play away from Lincoln. In his last five road games, Martinez is averaging 351.8 yards of total offense. In those five games, he has rushed 82 times for 308 yards (61.6 ypg) with six touchdowns. He has completed 113-of-174 passes for 1,451 yards (290.2 ypg) and eight touchdowns.

FBS FRESHMEN TO AVERAGE 200 PASSING & 50 RUSHING YARDS PER GAME

PLAYER	TEAM	YEAR	PASS YPG	RUSH YPG
Adrian Martinez	Nebraska	2018	237.9	57.2
J.T. Barrett	Ohio St.	2014	236.2	78.2
Johnny Manziel	Texas A&M	2012	285.1	108.5
Marcus Mariota	Oregon	2012	205.9	57.8
Brett Smith	Wyoming	2011	201.7	54.6
Adam Weber	Minnesota	2007	241.3	51.4

Martinez & Smith are the only true freshmen on this list; the other four were redshirt freshmen

FBS PLAYERS TO PASS FOR 2,500 YARDS & RUSH FOR 500 YARDS IN 2018

PLAYER	TEAM	GAMES	PASS YARDS	RUSH YARDS
Eric Dungey	Syracuse	13	2,868	754
Caleb Evans	Louisiana-Monroe	12	2,869	632
D'Eriq King*	Houston	11	2,982	674
Adrian Martinez*	Nebraska	11	2,617	629
Trace McSorley	Penn St.	13	2,530	798
Kyler Murray	Oklahoma	14	4,361	1,001
Bryce Perkins*	Virginia	13	2,680	923

*returning player

- Martinez averaged 237.9 passing yards per game and 57.2 rushing yards per game in 2018. He was one of only four FBS quarterbacks who averaged 225 passing yards and 50 rushing yards per game in 2018. Through two games in 2019, Martinez is averaging 234.0 passing yards and 36.0 rushing yards per game.
- Martinez became the sixth freshman in NCAA history to average 200 passing yards and 50 rushing yards per game. He was just the second true freshman to hit those marks in FBS history and the first true freshman at a Power Five school to average 200 passing yards and 50 rushing yards.
- With his dual-threat ability, Martinez is on the preseason watch list for the Maxwell and Walter Camp Player-of-the-Year Awards, along with the Manning and Davey O'Brien Awards.

HUSKER OFFENSE LOOKS TO BE ONE OF NATION'S TOP UNITS

Despite a new system and a true freshman starting quarterback, Nebraska featured one of the nation's top offenses in 2018, and the Huskers were also one of the nation's most improved units. Nebraska has the tools to once again be one of the nation's best units and churned out 469 yards in an overtime loss at Colorado.

- Nebraska ranked 25th nationally in total offense in 2018, averaging 456.2 yards per game. The Huskers finished in the top 25 in total offense for the first time since 2008.
- The Huskers gained at least 450 yards of offense in seven consecutive games during the 2018 season, the longest such streak in school history. Nebraska also eclipsed 500 yards of total offense five times last fall, the program's most games with 500 yards of offense since 2000.
- Nebraska gained more than 2,500 yards rushing and 2,500 yards passing in 2018, marking just the fourth time the Huskers had reached both of those marks in the same season.
- The Huskers ranked 87th in the country in total offense in 2017 before improving to 25th in 2018. Nebraska's 62-spot improvement ranked seventh nationally. The Huskers also ranked 14th nationally by averaging 71.2 more yards per game in 2018 than they did in 2017.
- Nebraska improved its rushing offense ranking by 91 spots from 2017 to 2018, the No. 2 improvement nationally after going from 119th in 2017 to 28th in 2018. NU was also third with a rushing improvement of 101.5 yards per game from 2017 (107.5 ypg) to 2018 (209.0 ypg).

ROSTER FULL OF YOUTH FOR 2019 HUSKERS

Nebraska features a youthful roster again in 2019, one year after the Huskers' 2018 freshman class made a significant impact.

- Among the 153 players on the Husker roster, 105 are underclassmen, including 78 freshmen and 27 sophomores. Overall, 69 percent of Nebraska's roster is comprised of underclassmen. Additionally, 101 of the 153 players on the roster have been added in Scott Frost's two seasons.
- Nebraska's two leading returning rushers from 2018, its leading passer, its leading scorer, its leading kickoff returner and two of its top four returning receivers were all freshmen in 2018.
- Sophomore quarterback **Adrian Martinez** was Nebraska's leading returning rusher after he ran for 629 yards as a true freshman. Sophomore running back **Maurice Washington** was the Huskers' second-leading returning rusher after gaining 455 yards as a true freshman in 2018.
- In the passing game, Martinez led Nebraska with 2,617 passing yards as a true freshman in 2018. Washington ranks second among Husker returning receivers with 24 catches in 2018.
- Nebraska's top scorer last season was **Barret Pickering**, who totaled 82 points as a true freshman in 2018.

FRESHMEN MAKE IMPACT ON OFFENSIVE LINE

Nebraska, which has no seniors on its offensive line depth chart, has had two freshmen earn playing time on the line in the opening two games.

- Redshirt freshman **Cameron Jurgens** has earned the start at center in both games. Jurgens became the first freshman (true or redshirt) to start a game at center for Nebraska since the NCAA restored freshmen eligibility in 1972.
- Jurgens, who spent the majority of his redshirt season working at tight end, also became only the sixth freshman offensive lineman (true or redshirt) to start a season opener for Nebraska against South Alabama.
- Redshirt freshman **Will Farniok** also saw playing time at center in his career debut.
- True freshman **Bryce Benhart** has not played through two games, but is the No. 2 right tackle.

FRESHMEN OFFENSIVE LINEMEN TO START A HUSKER SEASON OPENER (MODERN ERA)

- Cameron Jurgens, Center (RFr., 2019)
- Nick Gates, Right Tackle (RFr., 2015)
- Tyler Moore, Right Tackle (True Fr., 2011)
- Jeremiah Sirls, Left Tackle (RFr., 2010)
- Marcel Jones, Right Tackle (RFr., 2008)
- Richie Incognito, Left Tackle (RFr., 2002)

CHARTING THE HUSKERS

CONSECUTIVE HOME SELLOUTS

RK.	SCHOOL	SELLOUTS
1.	Nebraska	370
2.	Notre Dame	269

WINS THE LAST 50 SEASONS

RK.	SCHOOL	WINS
1.	Nebraska	464
2.	Oklahoma	462
3.	Ohio State	460

WINS THE LAST 40 SEASONS

RK.	SCHOOL	WINS
1.	Ohio State	369
2.	Nebraska	366
3.	Florida State	361
4.	Oklahoma	360

WINS THE LAST 30 SEASONS

RK.	SCHOOL	WINS
1.	Ohio State	287
2.	Florida	274
3.	Florida State	273
4.	Oklahoma	269
5.	Nebraska	263
6.	Georgia	260
7.	Alabama	256
8.	Virginia Tech	254
9.	Miami	253
	Clemson	253

9-WIN SEASONS

RK.	SCHOOL	SEASONS
1.	Nebraska	50
2.	Alabama	49
3.	Oklahoma	46

10-WIN SEASONS

RK.	SCHOOL	SEASONS
1.	Oklahoma	39
2.	Alabama	38
3.	Michigan	29
4.	Nebraska	27

WEEKS RANKED IN AP POLL

RK.	SCHOOL	WEEKS
1.	Ohio State	904
2.	Michigan	851
3.	Oklahoma	832
4.	Notre Dame	801
5.	Alabama	793
6.	USC	767
7.	Nebraska	729

WEEKS RANKED NO. 1 IN AP POLL

RK.	SCHOOL	WEEKS
1.	Alabama	119
2.	Ohio State	106
3.	Oklahoma	102
4.	Notre Dame	99
5.	USC	91
6.	Florida State	72
7.	Nebraska	71

WEEKS IN THE AP POLL TOP 10

RK.	SCHOOL	WEEKS
1.	Ohio State	624
2.	Oklahoma	589
3.	Alabama	552
4.	Notre Dame	550
5.	Michigan	521
6.	Nebraska	518

NEBRASKA UNDER FROST

Overall.....	5-9
vs. AP Ranked Teams.....	0-3
vs. AP Top 10 Teams.....	0-1
vs. Unranked Teams.....	5-6
vs. Big Ten Teams.....	3-6
Home.....	5-3
Road.....	0-6
Neutral.....	0-0
In August.....	1-0
In September.....	0-5
In October.....	2-2
In November.....	2-2
In December.....	0-0
In January.....	0-0
When Rushing for 200 or More Yards.....	3-3
When Rushing for 300 or More Yards.....	2-1
When Passing for 200 or More Yards.....	3-7
When Passing for 300 or More Yards.....	0-2
When NU Player Rushes for 100 Yards.....	3-3
When NU Has Two 100-Yard Rushers.....	1-1
When NU Player Has 100 yards Receiving...2-4	
When Opponent Has 100-Yard Rusher.....	1-4
When Scoring 35 or More Points.....	4-0
When Holding Opponent to 10 Point or Less...2-0	
When Forcing Three or More Turnovers.....	3-1
When Winning Turnover Margin.....	3-1
When Nebraska Scores First.....	4-4
When Nebraska Leads at Halftime.....	4-3
When Nebraska Trails at Halftime.....	1-6
When Nebraska is Tied at Halftime.....	0-0
Games Decided by 11 Points or More.....	4-3
Games Decided by 10 Points or Less.....	1-6
Games Decided by 7 Points or Less.....	1-6
Games Decided by 3 Points or Less.....	1-3
Overtime Games.....	0-2

FROST AS A HEAD COACH

Overall.....	24-16
vs. AP Ranked Teams.....	3-4
vs. AP Top 10 Teams.....	1-1
vs. Unranked Teams.....	21-12
Home.....	15-6
Road.....	8-9
Neutral.....	1-1
In August.....	2-0
In September.....	4-7
In October.....	8-4
In November.....	8-4
In December.....	1-1
In January.....	1-0
When Rushing for 200 or More Yards.....	11-4
When Rushing for 300 or More Yards.....	3-1
When Passing for 200 or More Yards.....	18-12
When Passing for 300 or More Yards.....	9-3
When Player Rushes for 100 Yards.....	8-3
When Has Two 100-Yard Rushers.....	1-1
When Player Has 100 yards Receiving.....	6-7
When Opponent Has 100-Yard Rusher.....	5-7
When Scoring 35 or More Points.....	18-0
When Holding Opponent to 10 Point or Less...6-0	
When Forcing Three or More Turnovers...13-2	
When Winning Turnover Margin.....	18-2
When Scoring First.....	15-9
When Leading at Halftime.....	20-5
When Trailing at Halftime.....	4-10
When Tied at Halftime.....	0-1
Games Decided by 11 Points or More.....	17-7
Games Decided by 10 Points or Less.....	7-8
Games Decided by 7 Points or Less.....	5-9
Games Decided by 3 Points or Less.....	1-4
Overtime Games.....	1-3

HUSKERS NAME 2019 CAPTAINS

Senior linebacker **Mohamed Barry**, senior defensive lineman **Darrion Daniels**, junior offensive lineman **Matt Farniok** and sophomore quarterback **Adrian Martinez** will serve as captains in 2019.

- Farniok's selection marks the seventh straight year an offensive lineman has served as captain.
- Martinez becomes just the second sophomore captain at Nebraska since at least 1930. The only other sophomore to serve as captain since 1930 was quarterback Joe Dailey in 2004.

NEBRASKA RANKS AMONG NATION'S ATTENDANCE LEADERS

Nebraska averaged 89,034 fans over seven home games in 2018 to rank 10th nationally in average attendance. The Huskers were ninth with a total season attendance of 623,240.

- The Huskers have ranked in the top 15 nationally in average attendance every season since 2006. Nebraska has ranked in the top 20 nationally in average attendance every year this century.

NEBRASKA'S ATTENDANCE RANKINGS THIS DECADE

YEAR	AVG. ATTEN.	RANK
2018	89,034	10th
2017	89,798	10th
2016	90,200	10th
2015	89,998	11th
2014	91,249	10th
2013	90,933	9th
2012	85,517	12th
2011	85,267	12th
2010	85,664	11th

RECORD SELLOUT STREAK CONTINUES

Nebraska has sold out every game at Memorial Stadium since Nov. 3, 1962, an NCAA-record streak of 370 consecutive sellouts, 101 more than second-place Notre Dame. Nebraska is 311-58 (.843) during the streak and overall attendance during the streak is more than 28 million fans.

LONGEST SELLOUT STREAKS IN NCAA HISTORY

RK.	SCHOOL	SELLOUTS
1.	Nebraska	370
2.	Notre Dame	269

HUSKERS OWN BIG HOME-FIELD ADVANTAGE

Nebraska has won at least six home games in 24 of the past 32 seasons. Nebraska is 176-36 (.830) at home over the last 30 seasons.

- Since 1970, Nebraska has posted 41 perfect home seasons.
- The Huskers are 545-155-20 all-time in Lincoln (.771 in 130 years).
- Nebraska is 420-132-13 in Memorial Stadium (.755 in 96 years dating back to 1923).

NEBRASKA AMONG TOP ALL-TIME PROGRAMS

Nebraska is playing its 130th season of football in 2019, and the Huskers boast an 898-389-40 all-time record (.692) in 1,327 games. The Huskers are one of 10 programs with 800 all-time victories, ranking sixth all-time with 898 wins.

- Nebraska will look to join the 900-win club this fall. Michigan (954), Ohio State (912), Texas (910) and Alabama (906) are the only teams with 900 all-time wins.
- Since 1970, Nebraska owns a 464-147-5 record (.757), and the Huskers are the nation's wins leader over the last 50 years.
- NU boasts 27 10-win seasons in school history, including 24 since 1970. The Huskers also have 12 seasons with 11 or more wins, seven seasons with 12 or more wins and three 13-win seasons.
- The Huskers own 50 nine-win seasons, an NCAA record. Forty-two of those nine-win seasons have come since 1970 and 48 since 1962, 13 more than any other school.
- Nebraska was the first team in NCAA history to win 100 games in consecutive decades, leading the nation with 103 wins in the 1980s and ranking second with 108 wins in the 1990s.

NEBRASKA FOOTBALL NCAA RECORDS

370

CONSECUTIVE SELLOUTS

108

ACADEMIC ALL-AMERICANS

50

9-WIN SEASONS

MOST ASSOCIATED PRESS NATIONAL CHAMPIONSHIPS

RK.	TEAM	TITLES	LAST
1.	Alabama	11	2017
2.	Notre Dame	8	1988
3.	Oklahoma	7	2000
4.	Miami	5	2001
	Ohio State	5	2014
	USC	5	2004
7.	Nebraska	4	1995
	Minnesota	4	1960

MOST COACHES POLL NATIONAL CHAMPIONSHIPS

RK.	TEAM	TITLES	LAST
1.	Alabama	10	2017
2.	Oklahoma	6	2000
3.	USC	5	1978
4.	Nebraska	4	1997
	Miami	4	2001
	Texas	4	2005
	Ohio State	4	2014

NEBRASKA NO. 2 IN CONFERENCE TITLES

Nebraska is one of only five schools in NCAA history that has won at least 40 conference championships, ranking second all-time with 46 conference titles. In 36 seasons (1962-97) under Hall-of-Fame coaches Bob Devaney (8) and Tom Osborne (13), the Huskers won 21 conference titles.

MOST CONFERENCE TITLES

RK.	TEAM	TOTAL
1.	Oklahoma	48
2.	Nebraska	46
3.	Michigan	42
4.	Ohio State	40
	USC	40

HUSKERS RANK HIGHLY IN NATIONAL CHAMPIONSHIPS

Nebraska has won five national championships, including three outright titles (1971, 1994, 1995) and two shared championships (1970, 1997). In 1970, Nebraska was awarded the Associated Press national title, but was No. 3 in the coaches poll behind No. 1 Texas and No. 2 Ohio State, both of whom lost their bowl games (the coaches' poll was voted on before bowl games). In 1997, undefeated Nebraska was voted No. 1 in the coaches' poll, while undefeated Michigan was No. 1 in the AP poll.

- Nebraska's four AP national championships rank seventh all-time.
- The Huskers' four coaches' poll national championships rank fourth all-time.

NEBRASKA ALSO EXCELS IN THE CLASSROOM

Nebraska's rich tradition is not limited to the field, as the Huskers have been outstanding in the classroom as well.

- Nebraska owns the NCAA record with 338 CoSIDA Academic All-Americans across all sports.
- Husker football has produced 108 CoSIDA Academic All-Americans, the most of any single sport in NCAA history.
- Nebraska owns the NCAA record with 17 NCAA Top 10 Award Winners, which is considered the "Heisman Trophy" of academics.
- Nebraska football has produced nine NCAA Top 10 Award winners, the most of any single team in NCAA history.

HUSKER HIGHLIGHTS

1 Nebraska football is the only team in any sport in NCAA history to boast 100 athletic All-Americans and 100 academic All-Americans.

3 Three Huskers have won the Heisman Trophy, all since 1972. Johnny Rodgers won in 1972, Mike Rozier in 1983 and Eric Crouch in 2001.

5 Nebraska has won five national titles: 1970, 1971, 1994, 1995 and 1997. The Huskers rank second with five national titles since 1970.

6 Nebraska ranks sixth in NCAA history with 898 all-time victories. The Huskers are one of only 11 teams with 800 all-time wins.

9 NU ranks ninth nationally with a total of 24 former players and coaches (18 players, six coaches) enshrined in the College Football Hall of Fame.

26 Nebraska leads the nation with a former Husker on a Super Bowl roster for 26 consecutive years.

46 NU ranks second in NCAA history with 46 conference titles, including 33 unbeaten conference seasons.

50 Nebraska has won at least nine games in a season 50 times in its 129-year history, an NCAA record for most nine-win seasons.

53 Nebraska ranks third in NCAA history with 53 all-time bowl appearances.

108 Nebraska football has totaled 108 Academic All-Americans, the most of any team in any sport in NCAA history.

338 NU has totaled an NCAA-record 338 Academic All-Americans in all sports.

370 Memorial Stadium has been sold out for an NCAA-record 370 consecutive games dating back to Nov. 3, 1962.

NEBRASKA FOOTBALL RANKINGS

4TH

COACHES POLL TITLES

6TH

ALL-TIME WINS

7TH

AP POLL TITLES

HOME OF THE HUSKERS



Memorial Stadium's history dates back more than 90 years. In the fall of 1922, a drive for \$430,000 in stadium construction funds was undertaken by faculty, students, alumni and friends of the University.

The stadium was named Memorial Stadium to honor all Nebraskans who served in the Civil and Spanish-American Wars; the 751 Nebraskans who died in World War I; the 3,839 in World War II; the 225 in Korea; the 422 in Vietnam; and those in Iraq.

Construction was completed in a few more than 90 working days and Memorial Stadium was dedicated on Oct. 20, 1923, at the Homecoming game in which Nebraska was held to a scoreless tie by Kansas.

The field at Memorial Stadium was named Tom Osborne Field - after the Huskers' legendary Hall-of-Fame coach - in 1998, one year after Osborne's retirement following 25 years and 255 victories as head coach.

TOP 10 HOME CROWDS

RK.	DATE	OPPONENT	ATT.
1.	Sept. 20, 2014	Miami	91,585
2.	Sept. 14, 2013	UCLA	91,471
3.	Aug. 30, 2014	Fla. Atlantic	91,441
4.	Nov. 29, 2013	Iowa	91,260
5.	Sept. 27, 2014	Illinois	91,225
6.	Nov. 22, 2014	Minnesota	91,186
7.	Aug. 31, 2013	Wyoming	91,185
8.	Nov. 2, 2013	Northwestern	91,140
9.	Nov. 1, 2014	Purdue	91,107
10.	Oct. 25, 2014	Rutgers	91,088

TOP 5 SEASON ATTENDANCE

RK.	YEAR	GAMES	TOTAL	AVG.
1.	2014	7	638,744	91,249
2.	2013	8	727,466	90,933
3.	2016	7	631,402	90,200
4.	2015	7	629,986	89,998
5.	2017	7	628,583	89,798

LONGEST HOME WIN STREAKS

RK.	BEGAN	ENDED	WINS
1.	Oct. 19, 1991	Oct. 31, 1998	47
2.	Sept. 28, 1901	Oct. 20, 1906	33
3.	Nov. 27, 1998	Nov. 2, 2002	26
4.	Sept. 27, 1969	Nov. 23, 1972	23
5.	Oct. 3, 1981	Nov. 17, 1984	21

All streaks at Memorial Stadium, except for the 33-game streak from 1901 to 1906.

NEBRASKA FOOTBALL HALL OF FAME CLASS TO BE INDUCTED

One of the most accurate kickers in college football history, Alex Henery, and three-time national champion linebacker Jay Foreman headline a class of five players, including four Huskers, and one state college coach to be inducted into the Nebraska Football Hall of Fame this weekend. The group will be officially inducted on Friday evening and will be honored on the field at Saturday's game.

Henery, a four-year starter for Nebraska from 2007 to 2010, hit on an NCAA-record 88.9 percent (68-76) of his field goal attempts during his career. He also scored a Nebraska-record 397 points by adding 193-of-194 career PATs.

Foreman, who was a Butkus Award semifinalist as a senior at Nebraska in 1998, was a major contributor on Nebraska's 1997 national championship team. He also helped the Huskers claim the 1995 title and finished his Nebraska career with 233 tackles.

A pair of All-Big Eight offensive linemen from the 1970s and 1980s will also join the Hall. Mark Behning, a three-year contributor at offensive tackle on some of the most prolific offenses in Nebraska history in 1982, 1983 and 1984, earned Hall of Fame induction with his All-Big Eight honors as a senior in 1984. Greg Jorgensen, a starting offensive guard for Coach Tom Osborne's early Nebraska teams in 1975, 1976 and 1977, was a second-team All-American in 1977 and a two-time All-Big Eight choice.

The four former Huskers will be joined in their inductions into the Hall of Fame by University of Nebraska at Kearney wide receiver Richie Ross. Former Chadron State coach and athletic director Brad Smith will become the 36th coach and the first since 2012 to be inducted into the Nebraska Football Hall of Fame.

NEBRASKA ATHLETICS 2019 HALL OF FAME CLASS INDUCTED

The 2019 Nebraska Athletics Hall of Fame Class was inducted on Aug. 30 and included three individuals with Husker football ties. Former football star **Grant Wistrom** was one of four student-athletes in the 2019 hall-of-fame class, while **Carol Frost** and **Ed Weir** are being inducted as Nebraska 150 Pioneers in recognition of their significant contributions as the University of Nebraska celebrates its 150th anniversary in 2019.

- Wistrom was a member of three Husker national championship teams (1994, 1995, 1997), and Nebraska posted a 49-2 record in his four-year career with three perfect seasons. Wistrom was a three-time All-American, the 1997 Lombardi Award winner, the 1997 Big 12 Defensive Player of the Year and the 1997-98 Big 12 Conference Male Athlete of the Year.
- Carol Frost, the mother of Nebraska Head Coach Scott Frost, was the first woman from Nebraska and the first Husker female to compete in the Olympics, throwing the discus at the 1968 Mexico City Games. Frost trained for the Olympics while pursuing a double major at Nebraska, but she had no track and field team with which to train. Although she attended Nebraska before women's athletics had earned varsity status, Frost's accomplishments were so great that she was presented with an honorary letter in 2004.
- Weir was the first two-time All-American in the history of Nebraska football, earning first-team accolades in both 1924 and 1925. A member of the inaugural College Football Hall of Fame class in 1951, Weir's No. 35 jersey is retired.

2019 NEBRASKA ATHLETICS HALL OF FAME INDUCTEES

- Rhonda Blanford-Green, Women's Track & Field (1982-85)
- Greichaly Cepero, Volleyball (1999-2002); Women's Basketball (2001-03)
- Wes Suter, Men's Gymnastics (1983-86)
- Grant Wistrom, Football (1994-97)
- Francis Allen, Men's Gymnastics Coach (1970-2009)
- Carol Frost, Nebraska 150 Pioneer
- Ed Weir, Nebraska 150 Pioneer

2019 NEBRASKA SEASON NOTEBOOK

SCHEDULE NOTES

• Nebraska faces seven teams that made a bowl game in 2018, including three defending conference division champion. The Huskers played both 2018 Big Ten division champs close on the road last fall, suffering a three-point overtime loss at West Division champion Northwestern and a five-point loss at East Division champion Ohio State. NU also faces Northern Illinois, the 2018 MAC East Division champion.

2018 BOWL TEAMS ON SCHEDULE

Sept. 14	Northern Illinois	Boca Raton
Sept. 28	Ohio State	Rose
Oct. 5	Northwestern	Holiday
Oct. 12	at Minnesota	Quick Lane
Nov. 2	at Purdue	Music City
Nov. 16	Wisconsin	Pinstripe
Nov. 29	Iowa	Outback

- Nebraska plays five teams that appeared in the Associated Press top-25 poll at least once last season: Colorado (as high as No.19), Ohio State (as high as No. 2), Northwestern (as high as No. 20), Wisconsin (as high as No. 4) and Iowa (as high as No. 18).
- NU faces four teams with a new head coach in 2019: Colorado (Mel Tucker); Northern Illinois (Thomas Hammock); Ohio State (Ryan Day); and Maryland (Michael Locksley).
- After playing 12 consecutive weeks during the 2018 season, Nebraska will have a pair of byes (Oct. 19 and Nov. 9) in 2019. The last time Nebraska had two byes in the same season was in 2014.

COACHING STAFF NOTES

- **Scott Frost** is in his fourth season as a head coach in 2019. Frost is one of four former Husker players to return to the Nebraska sideline as head coach, and he is one of 19 FBS head coaches leading their coach almas in 2019.
- Nebraska's staff also includes former Huskers **Greg Austin** (2003-06), **Ryan Held** (1993-96) and **Barrett Ruud** (2001-04).
- Frost is one of only four FBS head coaches who won a national title as a player. Both Frost (1995 & 1997) and Ryan Held (1994 & 1995) were two-time national champions at Nebraska.
- Frost and nine of his 10 assistant coaches are in their fourth consecutive season working together, including two seasons at UCF.
- The lone new addition to the staff is defensive line coach **Tony Tuioti**, who came to Nebraska after spending the past two seasons at Cal.
- Frost was the consensus choice as the 2017 national coach of the year, while offensive coordinator **Troy Walters** was a finalist for the 2017 Broyles Award. Defensive coordinator **Erik Chinander** was a nominee for the 2016 Broyles Award and quarterbacks coach **Mario Verduzco** was a Broyles Award nominee in 2018.

• Walters, the all-time leading receiver in Pac-12 history, was the 1999 Biletnikoff Award winner as the nation's top receiver. He is the only Biletnikoff Award winner currently coaching in college football.

ROSTER NOTES

- Nebraska's roster features 153 players. NU is believed to have the largest roster of any non-service academy in the country.
- The roster features players from 29 different states, including 69 homegrown Huskers.
- Behind Nebraska, the most common states are: Georgia (8), Colorado (7), Florida (7), Texas (6), Arizona (5), California (5), Iowa (5), Missouri (5).
- The roster features 57 newcomers, including 46 true freshmen and 11 transfers, including five FBS transfers, four from Power Five programs.
- More than two-thirds of the Husker roster is underclassmen, as 105 of the 153 players are either freshmen or sophomores (69 percent).
- Nebraska has 78 freshmen on its roster, more than the sophomore, junior and senior classes combined. Fifty-one percent of NU's roster is freshmen, the fifth-highest total of any FBS team behind UCLA, Oklahoma State, Coastal Carolina and Virginia Tech, respectively.
- NU's 78 freshmen are the most of any non-service academy team and are 12 more than the next closest team (Coastal Carolina, 66).
- Of the 153 players on the roster, 101 have joined the program since Scott Frost was hired as head coach in December of 2017 (66 percent).
- Nebraska has five sets of brothers on its 2019 roster (Brant & Brig Banks; Damion & Darrion Daniels; Carlos & Khalil Davis; Matt & Will Farniok; and Connor & Corbin Ruth). The five sets of brothers ties Clemson for the most brothers on any FBS roster.

ACADEMIC NOTES

- The Husker football program has produced more CoSIDA Academic All-Americans (108) than any other sport in NCAA history.
- A total of 16 Huskers are playing the 2019 season as graduates. That total ranks fourth in the FBS and leads all Big Ten schools.

HUSKERS WHO HAVE EARNED DEGREES

» Avery Anderson	» Reid Karel
» Fyn Anderson	» Eric Lee Jr.
» Mohamed Barry	» Wyatt Mazour
» Tony Butler	» DaiShon Neal
» Darrion Daniels	» Kanawai Noa
» Carlos Davis	» Jeremiah Stovall
» Khalil Davis	» Chase Urbach
» Austin Hemphill	» Vaha Vainuku

• Nine more Huskers are on track to graduate in December. If that happens, 22 members of the 24-player senior class - and three juniors - will have earned their degrees by bowl season.

NEBRASKA FOOTBALL FACTS

HISTORY

Season of Football.....	130th
All-Time Games Played	1,327
National Ranking in All-Time Wins	6th
All-Time Bowl Appearances	53
National Ranking in Bowl Appearances	3rd

CHAMPIONSHIPS

National Championships	5
Back-to-Back National Championships	2
Undefeated Seasons	11
Perfect Seasons	9
Conference Championships.....	46

RECORD BREAKDOWN

All-Time Record.....	898-389-40 (.692)
All-Time Bowl Record	26-27 (.491)
Home Games	545-155-20 (.771)
Memorial Stadium	420-132-13 (.755)
Record in August	14-0-0 (1.000)
Record in September	177-48-6 (.779)
Record in October.....	363-144-19 (.708)
Record in November	307-162-15 (.650)
Record in December	22-14-0 (.611)
Record in January	14-21-0 (.400)
Record in February	1-0-0 (1.000)
In Overtime.....	8-5
At Night.....	97-42-3
When Scoring 35+ Points.....	369-9
When Allowing 10 Points or Less	254-7-1
vs. Big Ten Teams	118-98-10
» In Big Ten Play (since 2011).....	37-31
» Home.....	21-12
» Away.....	16-18
» Neutral	0-1
vs. Ranked Teams	104-131-3
» Home.....	50-40-0
» Away.....	29-67-3
» Neutral	25-24-0
» as No. 1 Team	46-7-1

STREAKS

Consecutive Games Scoring a Point	297
Consecutive Home Games Scoring a Point...	335
Consecutive Home Sellouts	369
Record in Sellout Streak	310-59
» vs. Ranked Teams.....	45-29

INDIVIDUAL HONORS

College Football Hall of Fame Players	18
College Football Hall of Fame Coaches.....	6
First-Team All-Americans	110
Unanimous All-Americans.....	54
CoSIDA Academic All-Americans*	108
NCAA Top Ten Award Winners*	9
Heisman Trophy Winners	3
Walter Camp Award Winners	3
Maxwell Trophy Winners	1
Outland Trophy Winners*.....	9
Lombardi Trophy Winners.....	5
Butkus Award Winners.....	1
Johnny Unitas Golden Arm Award Winners..	1
Davey O'Brien Award Winners.....	1
Rimington Award Winners.....	1
Bednarik Award Winners	1
Nagurski Trophy Winners	1
Retired Jerseys	25
First-Team All-Conference Selections	519

*Total leads the nation

COACHING LEDGER

- NEBRASKA (2018-19)**
 - Head Coach (5-9 Record)
- CENTRAL FLORIDA (2016-17)**
 - Head Coach (19-7 Record)
- OREGON (2009-15)**
 - Offensive Coordinator (2013-15)
 - Assistant Coach (WR) (2009-12)
- NORTHERN IOWA (2007-08)**
 - Co-Defensive Coordinator (2008)
 - Assistant Coach (LB) (2007)
- KANSAS STATE (2006)**
 - Graduate Assistant
- NEBRASKA (2002)**
 - Graduate Assistant

YEARLY TEAM RECORDS

YEAR	TEAM (ROLE)	RECORD
2007	Northern Iowa (AC)	12-1
2008	Northern Iowa (DC)	12-3
2009	Oregon (AC)	10-3
2010	Oregon (AC)	12-1
2011	Oregon (AC)	12-2
2012	Oregon (AC)	12-1
2013	Oregon (OC)	11-2
2014	Oregon (OC)	13-2
2015	Oregon (OC)	9-3
2016	UCF (HC)	6-7
2017	UCF (HC)	13-0
2018	Nebraska (HC)	4-8
2019	Nebraska (HC)	1-1
HEAD COACHING RECORD		24-16
OVERALL RECORD		127-34

YEARLY TEAM RANKINGS

YEAR	TEAM (ROLE)	RANK
2007	UNI (AC)	4th
2008	UNI (DC)	4th
2009	Oregon (AC)	11th
2010	Oregon (AC)	3rd
2011	Oregon (AC)	4th
2012	Oregon (AC)	2nd
2013	Oregon (OC)	9th
2014	Oregon (OC)	2nd
2015	Oregon (OC)	14th
2016	UCF (HC)	NR
2017	UCF (HC)	6th
2018	Nebraska (HC)	NR

CONFERENCE TITLES (7)

YEAR	TEAM	CONFERENCE
2007	UNI (AC)	Gateway
2008	UNI (DC)	Missouri Valley
2009	Oregon (AC)	Pac-10
2010	Oregon (AC)	Pac-10
2011	Oregon (AC)	Pac-12
2014	Oregon (OC)	Pac-12
2017	UCF (HC)	American

PLAYING LEDGER

- NATIONAL FOOTBALL LEAGUE**
 - 3rd-Round Pick in 1998 NFL Draft
 - 6-Year NFL Career at Safety
- NEBRASKA (1995-97)**
 - 1995 & 1997 National Champion
 - 24-2 Record as Starting Quarterback
 - 1996 Big 12 Newcomer of the Year
- STANFORD (1993-94)**
 - Two-Way Starter at Quarterback & Safety

HEAD COACH SCOTT FROST



HISTORIC TURNAROUND AT UCF

At UCF, Frost produced the greatest two-year turnaround in college football history, inheriting an 0-12 team and leading the Knights to a 13-0 record just two years later.

- In his first season in 2016, Frost made history as the only first-time head coach in FBS history to make a bowl game with a team that was winless the previous season.
- UCF tied for the national lead with a six-win improvement from the 2015 to 2016 season. The Knights then ranked third nationally after improving by seven wins from the 2016 to 2017 season.
- The Knights' seven-win improvement from 2016 to 2017 ranked 11th in NCAA history and marked just the second time ever a bowl team improved by more than six wins the next season.
- UCF was the American Athletic Conference and Peach Bowl champions and was the only FBS team to go undefeated in 2017.
- Frost called UCF's plays, orchestrating the greatest two-year offensive turnaround in NCAA history. The Knights went from last to fifth in total offense, improving their output by more than 260 yards per game. UCF also went from third-to-last to first in scoring offense, improving by nearly 35 points per game.

13-0 AS A PLAYER & COACH

In his second year as a head coach, Scott Frost guided UCF to a 13-0 record in 2017, when the Knights were the nation's only undefeated team.

- Frost became the fourth coach in FBS history to post a 13-0 record or better in either his first or second season as a head coach. Among that quartet, Frost is the only coach who inherited a team that won fewer than five games, as UCF went 0-12 the year before Frost's arrival.
- Frost is one of only seven active FBS head coaches who has posted a 13-0 season or better, joining Jimbo Fisher, Gary Patterson, Chris Petersen, Nick Saban, Dabo Swinney and Kyle Whittingham.
- Frost also led Nebraska to a 13-0 record and a national title as the Huskers' starting quarterback in 1997. Frost was the first person in NCAA history to be part of a 13-0 season as both a player and a head coach.

NATIONAL COACH OF THE YEAR

Frost was the consensus choice as the 2017 national coach of the year, earning the honor from at least eight different organizations.

- Frost won the 2017 Paul "Bear" Bryant Award as the national coach of the year. He joined Chris Petersen (2006 & 2009, Boise State) as the only coaches in the 32-year history of the award to win the honor while coaching a team outside of a Power Five Conference.
- Frost was also the AP Coach of the Year, becoming the sixth coach to win the award in his first or second season as a head coach.

FROST A TOP OFFENSIVE COACH

For each of the last 10 years, Scott Frost has either been an offensive assistant, offensive coordinator or head coach who calls the offensive plays. During that time, he has consistently proven to be one of the nation's finest offensive coaches.

- In 10 seasons coaching offense, Frost has worked with eight units that finished in the top 10 nationally in scoring, including seven that ranked in the top five.
- Frost has also been a part of seven teams that ranked in the top 10 nationally in total offense the past 10 seasons.

FROST A PROVEN WINNER

Frost is a proven winner. In his 12-year full-time coaching career, Frost's teams have combined for a 127-34 record.

- Frost has averaged nearly 11 wins per season and has been a part of seven 12-win teams.
- He has won seven conference titles in 12 years.
- Frost has coached in two national title games and his teams have finished with a top-10 ranking eight times in the past 12 years.
- In two seasons as UCF's head coach, the Knights were the nation's most improved team in 2016 and were the only FBS team to go undefeated in 2017.
- As a Husker quarterback, Frost was a two-time national champion who helped NU to a 36-2 record, including a 24-2 mark as a starter.
- Frost is one of four active head coaches who won a national title as a player and is the only coach who won multiple national titles.

NEBRASKA ASSISTANT COACHES



TROY WALTERS
OFFENSIVE COORDINATOR
WIDE RECEIVERS

- 2nd Season at Nebraska
- 11th Career Season
- 5th Year as an Offensive Coord.

Walters has coordinated a top-25 offense each of the past two seasons. He led NU to the nation's seventh-best offensive improvement in 2018, one year after Walters coordinated the greatest offensive turnaround in NCAA history at UCF. As a player, Walters is the Pac-12's all-time leading receiver, 1999 Biletnikoff Award winner and eight-year NFL wideout, Walters has produced seven 1,000-yard receivers in his nine years coaching wide receivers.



GREG AUSTIN
OFFENSIVE LINE

- 2nd Season at Nebraska
- 10th Career Season
- 2 Years of NFL Experience

A former All-Big 12 Husker lineman, Austin has coached the offensive line at the Power Five (Oregon, Nebraska) and NFL (Philadelphia) levels. In 2018, NU boasted the No. 2 most-improved rushing attack in the country and had two All-Big Ten picks.



SEAN BECKTON
TIGHT ENDS

- 2nd Season at Nebraska
- 24th Career Season
- 21 Years of Collegiate Experience

Beckton is a veteran and versatile coach, having developed NFL draft picks at three different positions - cornerback, wide receiver and tight end. Under Beckton, every Husker tight end set career highs in receptions and receiving yards in 2018.



RYAN HELD
RUNNING BACKS

- 2nd Season at Nebraska
- 20th Career Season
- 13 Years as a Head Coach

Held won two national titles as a Husker and two as a coach (Nebraska & Tennessee). He has coached a back ranked in the top 15 in yards per carry each of the last two seasons, after Devine Ozigbo ranked seventh nationally with 7.0 yards per carry in 2018.



MARIO VERDUZCO
QUARTERBACKS

- 2nd Season at Nebraska
- 43rd Career Season
- 33 Years of Collegiate Experience

Verduzco was a nominee for the Broyles Award in 2018 after Adrian Martinez was the second true freshman in NCAA history to average 200 yards passing and 50 yards rushing. In 2017, UCF's McKenzie Milton ranked second nationally in pass efficiency.



ERIK CHINANDER
DEFENSIVE COORDINATOR

- 2nd Season at Nebraska
- 17th Career Season
- 4th Year as an Defensive Coord.

Nebraska improved in nearly every statistical category in Chinander's first season. A former NFL assistant, Chinander earned a nomination for the Broyles Award at UCF in 2016, when his defense was the primary reason the Knights qualified for a bowl game one year after a winless campaign. The defense then preserved UCF's perfect season in 2017 with a pair of game-clinching interceptions in the conference championship game and the Peach Bowl.



JOVAN DEWITT
OUTSIDE LINEBACKERS
SPECIAL TEAMS COORD.

- 2nd Season at Nebraska
- 21st Career Season
- 9 Years as a Defensive Coord.

Dewitt helped each of NU's outside linebackers post career highs in tackles in 2018. At UCF, Dewitt coached NFL Draft pick and conference defensive player of the year Shaquem Griffin, who had only nine career tackles before Dewitt's arrival.



TRAVIS FISHER
DEFENSIVE BACKS

- 2nd Season at Nebraska
- 7th Career Season

Fisher is a rising star following a nine-year NFL career. He helped Mike Hughes become a 2018 first-round draft pick after his only year at UCF. Dicaprio Bootle posted the second-most pass breakups in NU history in 2018, while NU had its most breakups as a team since 2012.



BARRETT RUUD
INSIDE LINEBACKERS

- 2nd Season at Nebraska
- 5th Career Season

In 2018, Ruud helped Mo Barry post the most tackles by a Husker since 2012. One of the nation's top young coaches, Ruud is NU's all-time leading tackler, and he posted four straight 100-tackle seasons for the Tampa Bay Buccaneers as part of his eight-year NFL career.



TONY TUIOTI
DEFENSIVE LINE

- 1st Season at Nebraska
- 17th Career Season
- 2 Years of NFL Experience

The lone new addition to Nebraska's full-time staff, Tuioti boasts NFL experience and has coached at two of the six winningest programs in NCAA history (Nebraska and Michigan). Last season at Cal, he helped the Bears rank 15th nationally in total defense.

GAME DAY COACHING SPOTS

SIDELINES

- Scott Frost, Head Coach
- Greg Austin, Defensive Line
- Sean Beckton, Tight Ends
- Erik Chinander, Defensive Coordinator
- Travis Fisher, Defensive Backs
- Ryan Held, Running Backs
- Barrett Ruud, Inside Linebackers

COACHES BOOTH

- Jovan Dewitt, OLBs/Special Teams Coord.
- Tony Tuioti, Defensive Line
- Mario Verduzco, Quarterbacks
- Troy Walters, Offensive Coordinator/WRs

NEBRASKA SUPPORT STAFF

STRENGTH COACHES

- Zach Duval, Head Strength Coach
- Mike Arthur, Assistant Strength Coach
- Jasen Carlson, Assistant Strength Coach
- Dan Millington, Assistant Strength Coach
- Andrew Strop, Assistant Strength Coach

FOOTBALL ADMINISTRATION

- Gerrod Lambrecht, Chief of Staff
- Matt Davison, Associate A.D. - Football
- Andrew Sims, Assoc. Dir. of Football Oper.
- Joni Duff, Football Administrative Assistant

ANALYSTS & QUALITY CONTROL

- Frank Verducci, Senior Offensive Analyst
- Mike Cassano, Offensive Analyst
- Dustin Haines, Offensive Analyst
- Jack Cooper, Defensive Quality Control
- Steve Cooper, Offensive Quality Control
- Zach Crespo, Special Teams Quality Control
- Steve Demeo, Assistant Quality Control

PLAYER PERSONNEL & RECRUITING

- Sean Dillon, Director of Player Personnel
- Ryan Callaghan, Asst. Dir. of Player Personnel
- Ron Brown, Director of Player Development
- Kenny Wilhite, Director of High School Relations
- Trent Mossbrucker, Dir. of Recruiting & Admin.
- Jessica Stinger, Dir. of On Campus Recruiting

GRADUATE ASSISTANTS

- Demeitre Brim
- Colby Ellis
- Ryan Feder
- Tony Washington Jr.

GRADUATE MANAGERS & INTERNS

- Cole Ashby, Graduate Manager
- Sean Beckton Jr., Performance Intern
- Ryan Teifer, Performance Intern

FOOTBALL VIDEO & CREATIVE STAFF

- Matt Haron, Director of Video Technology
- Ryan Voecks, Video Coordinator
- Orah Garst, Dir. of Creative & Engagement
- CJ Campbell, Director of Graphic Design

OTHER STAFF

- Jay Terry, Assistant A.D. - Equipment Operations
- Mark Mayer, Head Football Athletic Trainer
- Dave Ellis, Director of Performance Nutrition

THE NORTHERN ILLINOIS HUSKIES (1-1)



HEAD COACH
THOMAS HAMMOCK

- 1-1 (at Northern Illinois)
- 1-1 (Career Record)
- 0-0 vs. Nebraska

2019 SCHEDULE

Aug. 31	vs. Illinois State (W, 24-10)
Sept. 7	at Utah (L, 17-35)
Sept. 14	at Nebraska
Sept. 28	at Vanderbilt
Oct. 5	Ball State
Oct. 12	at Ohio
Oct. 19	at Miami (Ohio)
Oct. 26	Akron
Nov. 2	at Central Michigan
Nov. 13	at Toledo
Nov. 19	Eastern Michigan
Nov. 26	Western Michigan

Northern Illinois (1-1) fell to 13th-ranked Utah last week 35-17 in Salt Lake City. The Huskies won their season opener to Illinois State 24-10.



The NIU offense is led by quarterback Ross Bowers, tailback Tre Harbison and wide receiver Tyrice Richie.

Bowers is 40-for-62 with three touchdown passes and also has the Huskies' only rushing touchdown this season.

Harbison is NIU's leading rusher with 131 yards, while Richie leads the team with 144 receiving yards and two touchdowns.

On the other side of the ball, Antonio Jones-Davis leads the team with 11 tackles. Kyle Pugh has nine tackles and a team-high 3.0 tackles for loss.

Jalen McKie has the team's only interception, while Quintin Wynne has the team's lone sack.

SERIES HISTORY

Nebraska is 2-1 all-time vs. Northern Illinois. The Huskers won the first two meetings, posting a 48-17 win in 1989 and a 60-14 victory in 1990. Most recently, NU fell to the Huskies 21-17 in 2017 in Lincoln. Despite the loss, Nebraska put up 171 more yards of total offense than Northern Illinois in the meeting.

NORTHERN ILLINOIS FOOTBALL

Northern Illinois has fielded a football team since 1899. A member of the Mid-American Conference, the Huskies have claimed five MAC titles, most recently in 2018. NIU has made 13 FBS Bowl Appearances, most recently in the 2018 Cheribundi Boca Raton Bowl.

The Huskies begin a new era in 2019 under first-time Head Coach Thomas Hammock, who is the first African-American head coach in NIU football history. He is also the first alumnus to lead the Huskies as a Football Bowl Subdivision (FBS) program.

- **First Season:** 1899
- **All-Time Record:** 588-494-51
- **MAC Titles:** 5
- **National Titles:** 1 (College Division)
- **Stadium:** Huskie Stadium
- **Location:** DeKalb, Ill.
- **Enrollment:** 17,169
- **Conference:** Mid-American
- **Colors:** Cardinal & Black

HUSKIES STAT LEADERS

PASSING	CMP-ATT-INT	PCT	YDS	TD
Ross Bowers	40-62-2	64.2	528	3

RUSHING	ATT.	YDS	YPC	TD
Tre Harbison	29	131	4.5	0
Jordan Nettles	12	39	3.2	0
Marcus Jones	3	3	0.0	0

RECEIVING	REC.	YDS	YPC	TD
Tyrice Ritchie	8	144	18.0	2
Mitch Brinkman	7	67	9.6	0
Danie Crawford	6	124	20.7	0
Spencer Tears	6	109	18.2	1
Cole Tucker	4	46	11.5	0

TACKLES	SOLO	TOTAL	TFL	SACK
Antonio Jones-Davis	4	11	1.5	0.0
Devin Haney	6	9	0.0	0.0
Kyle Pugh	4	9	3.0	0.0
Jalen McKie	3	8	1.0	0.0
Marshe Terry	4	8	0.5	0.0

PUNTING	NO.	YDS	AVG	LG	I20
Matt Ference	14	613	43.8	56	4

FIELD GOALS	MADE	ATT	PCT	LG
John Richardson	2	3	66.7	46

STATISTICAL RANKING COMPARISON						
NEB	CONF.	NAT.	CATEGORY	NAT.	CONF	NIU
138.5	11th	88th	Rushing Offense	121st	9th	78.5
234.0	9th	65th	Passing Offense	46th	3rd	267.0
372.5	11th	88th	Total Offense	96th	6th	345.5
33.0	10th	57th	Scoring Offense	98th	9th	20.5
86.0	8th	26th	Rushing Defense	53rd	2nd	122.0
303.0	13th	114th	Pass Defense	58th	3rd	200.5
389.0	13th	82nd	Total Defense	49th	3rd	322.5
27.5	12th	82nd	Scoring Defense	58th	2nd	22.5
37%	11th	86th	3rd-Down Offense	125th	12th	19%
38%	13th	75th	3rd-Down Defense	14th	1st	24%
83%	10th	68th	Red Zone Offense	119th	12th	50%
88%	8th	76th	Red Zone Defense	90th	8th	100%
43.64	5th	23rd	Net Punting	30th	2nd	42.79
20.00	1st	11th	Punt Returns	73rd	4th	6.00
129.0	11th	94th	Penalty Yards	102nd	11th	136.0
0.50	6th	39th	Turnover Margin	54th	4th	0.0

NEBRASKA TEAM STATS

NU	RUSHING	138.5 YDS	●●●●●	PASSING	234.0	●●●●●	TOTAL YARDS	372.5 YDS	●●●●●
OPP	86.0 YDS	●●●●●		303.0	●●●●●		389.0 YDS	●●●●●	
NU	SCORING	33.0 PPG	●●●●●	RED ZONE SCORES	83%	●●●●●	3RD-DOWNS	37%	●●●●●
OPP	27.5 PPG	●●●●●		88%	●●●●●		38%	●●●●●	

NORTHERN ILLINOIS TEAM STATS

NIU	RUSHING	78.5 YDS	●●●●●	PASSING	267.0	●●●●●	TOTAL YARDS	345.5 YDS	●●●●●
OPP	122.0 YDS	●●●●●		200.5	●●●●●		322.5 YDS	●●●●●	
NIU	SCORING	20.5 PPG	●●●●●	RED ZONE SCORES	50%	●●●●●	3RD-DOWNS	19%	●●●●●
OPP	22.5 PPG	●●●●●		100%	●●●●●		24%	●●●●●	

THE LAST TIME AN INDIVIDUAL...

OFFENSE

100 YARDS RUSHING

Nebraska: Devine Ozigbo (162), vs. Illinois (Nov. 10, 2018)
Opponent: Mekhi Sargent (173), at Iowa (Nov. 23, 2018)

200 YARDS RUSHING

Nebraska: Ameer Abdullah (225), vs. Rutgers (Oct. 25, 2014)
Opponent: Jonathan Taylor (221), at Wisconsin (Oct. 6, 2018)

300 YARDS RUSHING

Nebraska: Roy Helu Jr. (307), vs. Missouri (Oct. 30, 2010)
Opponent: Melvin Gordon (408), at Wisconsin (Nov. 15, 2014)

4 RUSHING TOUCHDOWNS

Nebraska: Ameer Abdullah (4), at Northwestern (Oct. 18, 2014)
Opponent: Melvin Gordon (4), at Wisconsin (Nov. 15, 2014)

MORE THAN 4 RUSHING TOUCHDOWNS

Nebraska: Calvin Jones (6), at Kansas (Nov. 9, 1991)
Opponent: Chris Brown (6), at Colorado (Nov. 23, 2001)

300 YARDS PASSING

Nebraska: Adrian Martinez (384), at Wisconsin (Oct. 6, 2018)
Opponent: Steven Montez (375), at Colorado (Sept. 7, 2019)

400 YARDS PASSING

Nebraska: Tanner Lee, at Purdue (431), Oct. 28, 2017
Opponent: Clayton Thorson (455), at Northwestern (Oct. 13, 2018)

500 YARDS PASSING

Nebraska: Joe Ganz (510), vs. Kansas State (Nov. 10, 2007)
Opponent: Tim Rattay (590), Louisiana Tech (Aug. 29, 1998)

30 COMPLETIONS

Nebraska: Tanner Lee (32), at Purdue (Oct. 28, 2017)
Opponent: Clayton Thorson (41), at Northwestern (Oct. 13, 2018)

40 COMPLETIONS

Nebraska: Never Happened
Opponent: Clayton Thorson (41), at Northwestern (Oct. 13, 2018)

4 PASSING TOUCHDOWNS

Nebraska: Ryker Fyfe (4), at Purdue (Oct. 31, 2015)
Opponent: J.T. Barrett (5), Ohio St. (Oct. 14, 2017)

MORE THAN 4 PASSING TOUCHDOWNS

Nebraska: Joe Ganz (7), vs. Kansas St. (Nov. 10, 2007)
Opponent: J.T. Barrett (5), Ohio State, Oct. 14, 2017

TD PASS BY A NON-QUARTERBACK

Nebraska: De'Mornay Pierson-El (WR), at Northwestern (Oct. 18, 2014)
Opponent: Tommy Saunders (WR), at Missouri (Oct. 6, 2007)

10 RECEPTIONS

Nebraska: Stanley Morgan Jr. (10), vs. Minnesota (Oct. 20, 2018)
Opponent: Flynn Nagel (12), at Northwestern (Oct. 13, 2018)

100 RECEIVING YARDS

Nebraska: Maurice Washington (118) and JD Spielman (102), at Colorado (Sept. 7, 2019)
Opponent: K.D. Nixon (148), at Colorado (Sept. 7, 2019)

200 RECEIVING YARDS

Nebraska: JD Spielman (209), at Wisconsin (Oct. 6, 2018)
Opponent: Flynn Nagel (220), at Northwestern (Oct. 13, 2018)

3 RECEIVING TOUCHDOWNS

Nebraska: Brandon Kinnie (3), at Oklahoma State (Oct. 23, 2010)
Opponent: Dezmon Briscoe (3), at Kansas (Nov. 3, 2007)

500 TOTAL OFFENSE YARDS

Nebraska: Joe Ganz (521), at Colorado (Nov. 23, 2007)
Opponent: Tim Rattay (568), Louisiana Tech (Aug. 29, 1998)

LONG OFFENSIVE PLAYS

60-YARD RUN

Nebraska: Devine Ozigbo (60, TD; 66, TD) at Illinois (Nov. 10, 2018)
Opponent: Jonathan Taylor (88, TD), at Wisconsin (Oct. 6, 2018)

70-YARD RUN

Nebraska: Taylor Martinez (76, TD) vs. Wisconsin (Dec. 1, 2012)
Opponent: Jonathan Taylor (88, TD), at Wisconsin (Oct. 6, 2018)

80-YARD RUN

Nebraska: Taylor Martinez (92, TD) at UCLA (Sept. 8, 2012)
Opponent: Jonathan Taylor (88, TD), at Wisconsin (Oct. 6, 2018)

90-YARD RUN

Nebraska: Taylor Martinez (92, TD) at UCLA (Sept. 8, 2012)
Opponent: Ell Roberson (91, TD), Kansas St. (Nov. 16, 2002)

60-69 YARD PASS

Nebraska: Martinez to Spielman (65, TD) at Colorado, (Sept. 7, 2019)
Opponent: Morgan to Autman-Bell (69), Minnesota (Oct. 20, 2018)

70-79 YARD PASS

Nebraska: Martinez to Washington (75, TD) at Colorado (Sept. 7, 2019)
Opponent: Beathard to McCarron (77, TD), at Iowa (Nov. 25, 2016)

80-89 YARD PASS

Nebraska: Lee to Morgan Jr. (80, TD) vs. Wisconsin (Oct. 7, 2017)
Opponent: Blough to Yancey (88, TD), Purdue (Oct. 22, 2016)

90-99 YARD PASS

Nebraska: Armstrong Jr. to Enunwa (99, TD) vs. Georgia (Jan. 1, 2014)
Opponent: Montez to Nixon (96, TD) at Colorado (Sept. 7, 2019)

DEFENSE

10 TACKLES

Nebraska: Mohamed Barry, vs. South Alabama (12, Aug. 31, 2019)
Opponent: Nate Landman (14), at Colorado (Sept. 7, 2019)

20 TACKLES

Nebraska: Lee Kunz (23), at Oklahoma (Nov. 25, 1977)
Opponent: Michael Boley (20), Southern Miss (Sept. 11, 2004)

3.0 OR MORE SACKS

Nebraska: Randy Gregory (3.0), at Michigan (Nov. 9, 2013)
Opponent: Mustaf Johnson (3.0), at Colorado (Sept. 7, 2019)

5 OR MORE TFLs

Nebraska: Cianté Evans (5), vs. Northwestern (Nov. 2, 2013)
Opponent: Gelen Robinson (6), at Purdue (Oct. 28, 2017)

5 PASS BREAKUPS

Nebraska: Dicaprio Bootle (5), at Michigan (Sept. 22, 2018)
Opponent: Never Happened

2 INTERCEPTIONS

Nebraska: Eric Lee Jr. (2), vs. South Alabama (Aug. 31, 2019)
Opponent: Damian Swann (2), vs. Georgia (Jan. 1, 2013)

MORE THAN 2 INTERCEPTIONS

Nebraska: Matt O'Hanlon (3), vs. Oklahoma (Nov. 7, 2009)
Opponent: Anthony Brown (3), at Purdue (Oct. 31, 2015)

RETURNED AN INTERCEPTION FOR A TOUCHDOWN

Nebraska: Eric Lee Jr. (38 yards) vs. South Alabama (Aug. 31, 2019)
Opponent: Chris Orr (78 yards), Wisconsin (Oct. 7, 2017)

RETURNED A FUMBLE FOR A TOUCHDOWN

Nebraska: Alex Davis (0 yards) vs. South Alabama (Aug. 31, 2019)
Opponent: Earnest Brown IV (10 yards), at Northwestern (Oct. 13, 2018)

SPECIAL TEAMS**PUNT RETURN TOUCHDOWN**

Nebraska: JD Spielman (76 yds), vs. South Alabama (Aug. 31, 2019)
Opponent: Donovan Peoples-Jones (60), at Michigan (Sept. 22, 2018)

KICKOFF RETURN TOUCHDOWN

Nebraska: JD Spielman (99 yds), vs. Arkansas St. (Sept. 2, 2017)
Opponent: Rodney Smith (100 yds), at Minnesota (Nov. 21, 2017)

BLOCKED PUNT

Nebraska: Marquel Dismuke (1), vs. Illinois (Nov. 10, 2018)
Opponent: Keandre Jones (1), Ohio St. (Nov. 3, 2018)

BLOCKED PUNT RETURNED FOR TOUCHDOWN

Nebraska: Justin Blatchford (25 yds), at Baylor (Oct. 31, 2009)
Opponent: Darren Rus (20 yds), Kansas (Nov. 5, 2005)

BLOCKED PUNT FOR A SAFETY

Nebraska: Marquel Dismuke (1) vs. Illinois (Nov. 10, 2018)
Opponent: Keandre Jones (1), Ohio St. (Nov. 3, 2018)

BLOCKED FIELD GOAL

Nebraska: Randy Gregory (1) vs. Minnesota (Nov. 22, 2014)
Opponent: Jalen Thompson (1), South Alabama (Aug. 31, 2019)

BLOCKED FG RETURNED FOR TOUCHDOWN

Nebraska: Nathan Gerry (85 yds) vs. Minnesota (Nov. 22, 2014)
Opponent: Never Happened

THE LAST TIME A TEAM...**OFFENSE****300 YARDS RUSHING**

Nebraska: vs. Illinois, Nov. 10, 2018 (316)
Opponent: Iowa, Nov. 24, 2017 (313)

400 YARDS RUSHING

Nebraska: vs. Illinois, Sept. 27, 2014 (458)
Opponent: at Minnesota, Nov. 11, 2017 (409)

500 YARDS RUSHING

Nebraska: at Baylor, Oct. 13, 2001 (641)
Opponent: at Wisconsin, Nov. 15, 2014 (581)

300 YARDS PASSING

Nebraska: at Wisconsin, Oct. 6, 2018 (407)
Opponent: at Colorado, Sept. 7, 2019 (375)

400 YARDS PASSING

Nebraska: at Wisconsin, Oct. 6, 2018 (407)
Opponent: Arkansas State, Sept. 2, 2017 (415)

500 YARDS PASSING

Nebraska: vs. Kansas State, Nov. 10, 2007 (519)
Opponent: Louisiana Tech, Aug. 29, 1998 (590)

600 YARDS OF OFFENSE

Nebraska: vs. Illinois, Nov. 10, 2018 (606)
Opponent: at Penn State, Nov. 18, 2017 (609)

700 YARDS OF OFFENSE

Nebraska: vs. Florida Atlantic, Aug. 30, 2014 (784 yards)
Opponent: Never accomplished

50 POINTS

Nebraska: vs. Illinois, Nov. 10, 2018 (Nebraska won 54-35)
Opponent: Michigan, Sept. 22, 2018 (Michigan won 56-10)

60 POINTS

Nebraska: vs. Idaho State, Sept. 22, 2012 (Nebraska won, 73-7)
Opponent: at Ohio State, Nov. 5, 2016 (Ohio State won 62-3)

TWO 100-YARD RUSHERS

Nebraska: vs. Minnesota, Oct. 20, 2018 (Ozigbo, Martinez, Washington)
Opponent: at Minnesota, Nov. 11, 2017 (Croft, Smith)

THREE 100-YARD RUSHERS

Nebraska: vs. Minnesota, Oct. 20, 2018 (Ozigbo, Martinez, Washington)
Opponent: Wisconsin, Dec. 1, 2012 (Gordon, Ball, White)

TWO 100-YARD RECEIVERS

Nebraska: at Colorado, Sept. 7, 2019 (Washington, Spielman)
Opponent: Southern Miss, Sept. 26, 2015 (Thomas, Martin)

DEFENSE**POSTED A SHUT OUT**

Nebraska: vs. Arizona, Dec. 30, 2009 (33-0)
Opponent: Arizona State, Sept. 21, 1996 (19-0)

RECORDED A DEFENSIVE SAFETY

Nebraska: vs. Arizona, Dec. 30, 2009 (33-0)
Opponent: Arizona State, Sept. 21, 1996 (19-0)

2 DEFENSIVE TOUCHDOWNS

Nebraska: vs. South Alabama, Aug. 31, 2019 (1 IR, 1 fumble return)
Opponent: Northern Illinois, Sept. 16, 2017 (2 interception returns)

4 INTERCEPTIONS

Nebraska: vs. Wyoming, Sept. 10, 2016 (5)
Opponent: Oregon, Sept. 9, 2017 (4)

15 TFLs

Nebraska: at Michigan, Nov. 9, 2013 (16)
Opponent: vs. Oklahoma, Dec. 4, 2010 (17)

7 OR MORE SACKS

Nebraska: vs. Colorado, Sept. 8, 2018 (7)
Opponent: vs. Oklahoma, Dec. 4, 2010 (7)

15 PASS BREAKUPS

Nebraska: Kansas, Oct. 2, 2004 (17)
Opponent: Never Happened

MISCELLANEOUS**SAFETY OF ANY KIND**

Nebraska: Blocked Punt vs. Illinois (Nov. 10, 2018)
Opponent: Blocked Punt, at Ohio St. (Nov. 3, 2018)

WAS NOT PENALIZED

Nebraska: vs. Maine, Sept. 3, 2005
Opponent: Iowa, Sept. 4, 1999

OVERCAME A HALFTIME DEFICIT TO WIN

Nebraska: vs. Michigan St., Nov. 17, 2018 (trailed 3-0, won 9-6)
Opponent: Colorado, Sept. 7, 2019 (trailed, 17-0, won 34-31 in OT)

WON WHEN TRAILING AFTER 3 QUARTERS

Nebraska: vs. Michigan St., Nov. 17, 2018 (trailed 3-0, won 9-6)
Opponent: Colorado, Sept. 7, 2019 (trailed, 17-7, won 34-31 in OT)

OVERTIME GAME

at Colorado, Sept. 7, 2019 (Colorado won 34-31)

NEBRASKA OVERTIME WIN

at Iowa, Nov. 28, 2014 (Nebraska won 37-34)

NUMERICAL ROSTER

NO.	NAME	POS.
1	Wan'Dale Robinson	WR
2	Adrian Martinez	QB
2	Caleb Tannor	OLB
3	Will Honas	ILB
3	Jamie Nance	WR
4	Avery Anderson	S
4	Jahkeem Green	DL
4	Jaevon McQuitty	WR
5	Demariyon Houston	WR
5	Cam Taylor-Britt	CB
6	Eric Lee Jr.	S
7	Mohamed Barry	ILB
7	Luke McCaffrey	QB
8	Deontai Williams	S
8	Jaron Woodyard	WR
9	DaiShon Neal	DL
9	Kanawai Noa	WR
10	Jackson Hannah	ILB
10	JD Spielman	WR
11	Austin Allen	TE
11	Vaha Vainuku	DL
12	Katerian LeGrone	TE
12	Quinton Newsome	CB
13	Darien Chase	WR
13	JoJo Domann	OLB
14	Rahmir Johnson	RB
14	Brayden Miller	QB
15	Andre Hunt	WR
16	Ethan Cox	CB
16	Noah Vedral	QB
17	Andrew Bunch	QB
17	Braxton Clark	CB
18	Myles Farmer	S
18	Matt Masker	QB
19	Marquel Dismuke	S
19	Mike Williams	WR
21	Lamar Jackson	CB
22	Alex Davis	OLB
22	Miles Jones	WR
23	Dicaprio Bootle	CB
24	Cooper Jewett	RB
24	Jeremiah Stovall	CB
25	Tony Butler	CB
25	Zach Schlager	ILB
25	Ronald Thompkins	RB
26	Dedrick Mills	RB
26	Noa Pola-Gates	S
28	Luke Reimer	ILB
28	Maurice Washington	RB
29	Bennett Folkers	WR
30	Eli Sullivan	S
31	Collin Miller	ILB
31	Zach Weinmaster	RB
32	Pernell Jefferson	OLB
32	Barret Pickering	PK
33	Jaylin Bradley	RB
33	Javin Wright	CB
34	Simon Otte	OLB
35	Moses Bryant	RB
36	Christian Banker	WR
36	Reid Karel	S
37	Wyatt Mazour	RB
37	Phalen Sanford	CB
38	Brody Belt	RB
38	Damian Jackson	DL
39	Bradley Bunner	CB
39	Garrett Hustedt	ILB
40	Brian Perez	TE
41	Garrett Snodgrass	ILB
42	Nick Henrich	ILB
43	Tyrin Ferguson	OLB
43	Connor Ruth	RB
44	Garrett Nelson	OLB
45	David Alston	OLB
45	Ty Chaffin	WR
46	John Goodwin	TE

2019 NEBRASKA FOOTBALL ROSTER

NO.	NAME	POS.	HT.	WT.	YR.	HOMETOWN (HIGH SCHOOL/COLLEGE)
11	* Allen, Austin	TE	6-8	250	So.	Aurora, Neb. (Aurora)
45	Alston, David	OLB	6-4	235	RFr.	Saint Paul, Minn. (Woodbury)
4	* Anderson, Avery	S	6-0	195	Sr.	Surprise, Ariz. (Pine Creek [Colo.])
75	Anderson, Fyn	DL	6-3	305	Sr.	Lincoln, Neb. (Southeast)
72	Anderson, Matthew	OL	6-6	255	Fr.	Leesville, La. (Leesville)
50	Archer, Jake	ILB	6-0	215	RFr.	Omaha, Neb. (Skutt Catholic)
98	* Armstrong, Isaac	P	5-11	215	Sr.	Lincoln, Neb. (Kearney/Southwest)
61	Balenger, Mitchell	OL	6-2	305	RFr.	Leonardtown, Md. (Leonardtown/Fork Union Military Academy)
73	Bando, Broc	OL	6-5	310	So.	Lincoln, Neb. (IMG [Fla.] Academy)
36	Banker, Christian	WR	6-0	190	So.	Omaha, Neb. (Skutt Catholic)
74	Banks, Brant	OL	6-7	300	Fr.	Houston, Texas (Westbury Christian)
55	Banks, Brig	LS	6-3	215	So.	Houston, Texas (St. Thomas/Henderson State)
7	*** Barry, Mohamed	ILB	6-1	245	Sr.	Grayson, Ga. (Grayson)
38	Belt, Brody	RB	5-8	185	RFr.	Omaha, Neb. (Millard West)
54	Benhart, Bryce	OL	6-9	295	Fr.	Lakeville, Minn. (Lakeville North)
59	Boerkircher, Ian	OL	6-6	260	RFr.	Aurora, Neb. (Aurora/Nebraska-Kearney)
23	** Bootle, Dicaprio	CB	5-10	195	Jr.	Miami, Fla. (Southridge)
33	* Bradley, Jaylin	RB	6-0	200	So.	Bellevue, Neb. (West)
35	Bryant, Moses	RB	5-11	200	RFr.	Elkhorn, Neb. (South)
85	Bullock, John	OLB	6-1	220	Fr.	Omaha, Neb. (Creighton Prep)
17	* Bunch, Andrew	QB	6-1	215	Jr.	Thompson's Station, Tenn. (Independence/Scottsdale [Ariz.] CC)
39	Bunner, Bradley	CB	6-0	195	So.	Clarkson, Neb. (Clarkson)
25	** Butler, Tony	CB	6-2	220	Jr.	Lakewood, Ohio (St. Edward)
58	Cassidy, Chris	ILB	6-1	225	RFr.	Lincoln, Neb. (Pius X)
45	Chaffin, Ty	WR	6-5	215	Jr.	Burwell, Neb. (Burwell)
13	Chase, Darien	WR	6-1	200	Fr.	Vancouver, Wash. (Union)
17	Clark, Braxton	CB	6-4	210	RFr.	Orlando, Fla. (Dr. Phillips)
16	* Cox, Ethan	CB	5-10	195	So.	Blair, Neb. (Blair)
93	* Daniels, Damion	DL	6-3	340	So.	Dallas, Texas (Bishop Dunne)
79	Daniels, Darrion	DL	6-4	340	Sr.	Dallas, Texas (Bishop Dunne/Oklahoma State)
22	*** Davis, Alex	OLB	6-5	250	Sr.	Riviera Beach, Fla. (Dwyer)
96	*** Davis, Carlos	DL	6-2	320	Sr.	Blue Springs, Mo. (Blue Springs)
94	*** Davis, Khalil	DL	6-2	315	Sr.	Blue Springs, Mo. (Blue Springs)
95	Detlefsen, Grant	P	6-3	210	Fr.	Lincoln, Neb. (Southeast)
19	** Dismuke, Marquel	S	6-2	215	Jr.	Compton, Calif. (Calabasas)
13	** Domann, JoJo	OLB	6-1	235	Jr.	Colorado Springs, Colo. (Pine Creek)
18	Farmer, Myles	S	6-3	205	Fr.	Atlanta, Ga. (Westlake)
71	** Farniok, Matt	OL	6-6	335	Jr.	Sioux Falls, S.D. (Washington)
68	Farniok, Will	OL	6-3	295	RFr.	Sioux Falls, S.D. (Washington)
82	Feist, Colton	DL	6-2	280	RFr.	Yutan, Neb. (Yutan)
43	*** Ferguson, Tyrin	OLB	6-2	230	Sr.	New Orleans, La. (Edna Karr)
29	Folkers, Bennett	WR	6-2	205	RFr.	Gothenburg, Neb. (Gothenburg)
52	Forbes, AJ	OL	6-4	310	RFr.	Bellevue, Neb. (West)
78	Fritzsche, Jimmy	OL	6-7	275	Fr.	Greenville, S.C. (Greenville)
65	*** Gaylord, Christian	OL	6-6	310	Sr.	Baldwin City, Kan. (Baldwin City)
46	Goodwin, John	TE	6-2	255	Fr.	Lincoln, Neb. (Lincoln High)
89	Graham, Jamin	OLB	6-4	240	Fr.	Attalla, Ala. (Etowah)
4	Green, Jahkeem	DL	6-5	315	Jr.	Sumter, S.C. (Sumter/Highland [Kan.] CC)
47	Guzman, Tyson	S	6-3	210	Fr.	Omaha, Neb. (Westside)
10	Hannah, Jackson	ILB	6-3	225	Fr.	Nashville, Tenn. (Montgomery Bell Academy)
93	Heins, Gabe	PK	6-0	185	Fr.	Kearney, Neb. (Kearney)
49	Hemphill, Austin	RB	5-11	225	Sr.	Gretna, Neb. (Gretna)
42	Henrich, Nick	ILB	6-4	220	Fr.	Omaha, Neb. (Burke)
80	Herbek, Jacob	DL	6-5	220	Fr.	Grand Island, Neb. (Central Catholic)
87	Hickman, Chris	TE	6-6	215	Fr.	Omaha, Neb. (Burke)
75	Hixson, Trent	OL	6-4	310	So.	Omaha, Neb. (Skutt Catholic)
89	* Honas, Todd	WR	5-11	210	Jr.	Aurora, Neb. (Aurora)
3	Honas, Will	ILB	6-1	225	Jr.	Wichita, Kan. (Bishop Carroll/Butler [Kan.] CC)
5	Houston, Demariyon	WR	6-0	180	Fr.	Oklahoma City, Okla. (Millwood)
15	Hunt, Andre	WR	6-0	190	RFr.	Palm Dale, Calif. (Paraclete)
70	Huser, Matt	DL	6-5	300	Fr.	Omaha, Neb. (Millard West)
39	Hustedt, Garrett	ILB	6-2	230	Fr.	Omaha, Neb. (Mount Michael Benedictine)
47	Jablonski, Austin	WR	6-2	215	Fr.	Lincoln, Neb. (Pius X)
38	Jackson, Damian	DL	6-2	275	So.	Las Vegas, Nev. (Shadow Ridge)
21	*** Jackson, Lamar	CB	6-3	215	Sr.	Elk Grove, Calif. (Franklin)
76	** Jaimes, Brenden	OL	6-6	300	Jr.	Austin, Texas (Lake Travis)
32	Jefferson, Pernell	OLB	6-2	250	Jr.	New Orleans, La. (Warren Easton)
24	Jewett, Cooper	RB	5-10	190	Fr.	Omaha, Neb. (Elkhorn South)
53	Johnson, Joseph	ILB	6-3	240	RFr.	Gretna, Neb. (Gretna)
14	Johnson, Rahmir	RB	5-10	180	Fr.	Oradell, N.J. (Bergen Catholic)
22	Jones, Miles	WR	5-8	175	RFr.	Miramar, Fla. (American Heritage)
97	Jorgensen, Dylan	PK	5-9	185	Fr.	Lincoln, Neb. (Southwest)
51	Jurgens, Cameron	OL	6-3	285	RFr.	Beatrice, Neb. (Beatrice)
36	** Karel, Reid	S	6-3	215	Sr.	Seward, Neb. (Seward)
48	Krull, Bryson	TE	6-3	250	RFr.	North Platte, Neb. (North Platte)
81	Leader, Nick	OLB	6-1	205	Fr.	Lincoln, Neb. (Southwest)
6	*** Lee Jr., Eric	S	6-0	215	Sr.	Milton, Mass. (Valor Christian [Colo.])
12	LeGrone, Katerian	TE	6-3	245	RFr.	Atlanta, Ga. (The B.E.S.T. Academy)
85	Liewer, Wyatt	WR	6-3	195	RFr.	O'Neil, Neb. (O'Neil)
90	Lingenfelter, Ben	DL	6-4	290	So.	Cherokee, Iowa (Washington)
77	Lynn, Michael	OL	6-6	290	Fr.	Greenwood Village, Colo. (Cherry Hills)
2	* Martinez, Adrian	QB	6-2	225	So.	Fresno, Calif. (Clovis West)
18	Masker, Matt	QB	6-1	225	RFr.	Kearney, Neb. (Kearney Catholic)
37	* Mazour, Wyatt	RB	5-9	200	Sr.	Albion, Neb. (Boone Central)
7	McCaffrey, Luke	QB	6-2	200	Fr.	Highlands Ranch, Colo. (Valor Christian)
48	McCallum, Lane	S	6-2	220	So.	Norfolk, Neb. (Norfolk/Air Force)
59	McCormack, Caden	ILB	6-0	230	Fr.	Lincoln, Neb. (Southwest)
4	* McQuitty, Jaevon	WR	6-0	200	So.	Columbia, Mo. (Battle)
14	Miller, Brayden	QB	6-1	210	Fr.	Kearney, Neb. (Kearney)

31	** Miller, Collin	ILB	6-3	245	Jr.	Fishers, Ind. (Hamilton Southeastern)
66	Miller, Hunter	OL	6-4	320	So.	Stromsburg, Neb. (Cross County)
26	Mills, Dedrick	RB	5-11	220	Jr.	Waycross, Ga. (Ware County/Georgia Tech/Garden City [Kan.] CC)
53	Moses, Riley	OL	6-2	305	Fr.	Fairmont, Neb. (Fillmore Central)
94	Mueller, Cade	LS	6-0	230	RFr.	Gretna, Neb. (Gretna)
3	Nance, Jamie	WR	6-0	170	Fr.	Blanchard, Okla. (Blanchard)
9	*** Neal, DaiShon	DL	6-7	310	Sr.	Houston, Texas (Omaha [Neb.] Central)
44	Nelson, Garrett	OLB	6-3	260	Fr.	Scottsbluff, Neb. (Scottsbluff)
52	Newsom, Mosai	DL	6-4	285	Fr.	Waverly, Iowa (Waverly-Shell Rock)
12	Newsome, Quinton	CB	6-2	180	Fr.	Suwanee, Ga. (North Gwinnett)
9	Noa, Kanawai	WR	6-0	200	Sr.	Honolulu, Hawaii (Punahou/California)
67	Nuss, Garrett	OL	6-5	240	Fr.	Sutton, Neb. (Sutton)
34	Otte, Simon	OLB	6-1	205	RFr.	York, Neb. (York)
57	Paup, Jordan	OLB	6-3	245	So.	Central City, Neb. (Central City)
40	Perez, Brian	TE	6-3	265	Jr.	Hartley, Iowa (Hartley-Melvin-Sanborn/Iowa Western CC)
32	* Pickering, Barret	PK	6-0	200	So.	Birmingham, Ala. (Hoover)
91	Pieper, Cameron	LS	6-3	250	RFr.	Lincoln, Neb. (Southwest)
57	Piper, Ethan	OL	6-4	300	Fr.	Norfolk, Neb. (Norfolk Catholic)
26	Pola-Gates, Noa	S	5-11	175	Fr.	Gilbert, Ariz. (Williams Field)
99	Przystup, William	P	6-4	250	RFr.	Oviedo, Fla. (Oviedo/Michigan State)
82	* Rafdal, Kurt	TE	6-7	245	So.	Carmel, Ind. (Carmel)
50	Raridon, John	OL	6-4	315	Jr.	West Des Moines, Iowa (Valley)
28	Reimer, Luke	ILB	6-1	220	Fr.	Lincoln, Neb. (North Star)
84	Richter, Eli	DL	6-4	240	Fr.	Kearney, Neb. (Kearney Catholic)
99	Robinson, Ty	DL	6-6	315	Fr.	Gilbert, Ariz. (Higley)
1	Robinson, Wan'Dale	WR	5-10	190	Fr.	Frankfort, Ky. (Western Hills)
98	Rogers, Casey	DL	6-4	300	RFr.	Syracuse, N.Y. (Westhill/Avon[Conn.]OldFarms)
43	Ruth, Connor	RB	5-11	215	RFr.	Malcolm, Neb. (Seward)
46	Ruth, Corbin	RB	6-0	220	So.	Malcolm, Neb. (Seward/Northwest Missouri State)
37	Sanford, Phalen	CB	6-0	190	RFr.	Benkelman, Neb. (Dundee County-Stratton/Hastings College)
25	Schlager, Zach	ILB	6-0	210	RFr.	McCook, Neb. (McCook/Colorado State)
54	Schommer, Ryan	OLB	6-4	250	RFr.	Norfolk, Neb. (Norfolk)
56	Shefke, Collin	OL	6-3	290	RFr.	Lincoln, Neb. (Southwest)
83	Shurtleff, Sam	OLB	6-3	220	Fr.	Watkinsville, Ga. (Oconee County)
70	Sichterman, Matt	OL	6-4	315	So.	Cincinnati, Ohio (Kings)
41	Snodgrass, Garrett	ILB	6-3	225	Fr.	York, Neb. (York)
10	** Spielman, JD	WR	5-9	180	Jr.	Eden Prairie, Minn. (Eden Prairie)
79	Stafursky, Noah	OL	6-3	330	Fr.	York, Neb. (York)
49	Stalbird, Isaiah	S	6-0	210	RFr.	Kearney, Neb. (Kearney)
95	** Stille, Ben	DL	6-5	295	Jr.	Ashland, Neb. (Ashland-Greenwood)
86	** Stoll, Jack	TE	6-4	260	Jr.	Lone Tree, Colo. (Regis Jesuit)
24	** Stovall, Jeremiah	CB	5-11	200	Sr.	Omaha, Neb. (Creighton Prep)
30	** Sullivan, Eli	S	6-2	215	Jr.	Longmont, Colo. (Longmont)
2	* Tannor, Caleb	OLB	6-2	220	So.	Stone Mountain, Ga. (Miller Grove)
5	* Taylor-Britt, Cam	CB	6-0	215	So.	Montgomery, Ala. (Park Crossing)
97	* Thomas, Deontae	DL	6-3	295	So.	Mustang, Okla. (Mustang)
25	Thompkins, Ronald	RB	5-11	195	Fr.	Loganville, Ga. (Grayson)
92	* Urbach, Chase	LS	6-3	215	Sr.	Grosse Pointe, Mich. (South)
11	Vainuku, Vaha	DL	6-3	310	Sr.	Salt Lake City, Utah (East/Utah)
16	Vedral, Noah	QB	6-1	200	So.	Wahoo, Neb. (Bishop Neumann/UCF)
62	Virka, Nick	OL	6-6	255	Sr.	Morse Bluff, Neb. (North Bend)
83	Vokolek, Travis	TE	6-6	250	Jr.	Springfield, Mo. (Kickapoo/Rutgers)
55	Walker, Chris	DL	6-6	300	So.	Lincoln, Neb. (East)
90	Walker, Jackson	P	6-4	260	Sr.	Overland Park, Kan. (Blue Valley Northwest/Coffeyville CC/Johnson County/Kansas)
81	* Warner, Kade	WR	6-1	210	So.	Scottsdale, Ariz. (Desert Mountain)
28	* Washington, Maurice	RB	6-1	190	So.	Stockton, Calif. (Trinity[Texas]Christian Academy)
58	Wegener, Josh	OL	6-2	310	Jr.	Algona, Iowa (Algona/Iowa Western CC)
31	Weinmaster, Zach	RB	5-11	190	Fr.	Loveland, Colo. (Loveland)
92	Wildeman, Tate	DL	6-5	290	RFr.	Parker, Colo. (Legend)
8	* Williams, Deontai	S	6-1	205	Jr.	Jacksonville, Fla. (Trinity Christian Academy/Jones County [Miss.] CC)
19	* Williams, Mike	WR	5-10	180	Sr.	Lake City, Fla. (Columbia HS/Georgia Southern/East Mississippi CC)
56	** Wilson, Boe	OL	6-3	300	Jr.	Lee's Summit, Mo. (Lee's Summit West)
8	* Woodyard, Jaron	WR	5-11	185	Sr.	Gaithersburg, Md. (The Avalon School/Arizona Western CC)
33	Wright, Javin	CB	6-3	205	Fr.	Chandler, Ariz. (Hamilton)

Lettermen in Bold; *Indicates Number of Letters Earned

NUMERICAL ROSTER

46	Corbin Ruth	RB
47	Tyson Guzman	S
47	Austin Jablonski	WR
48	Bryson Krull	TE
48	Lane McCallum	S
49	Austin Hemphill	RB
49	Isaiah Stalbird	S
50	Jake Archer	ILB
50	John Raridon	OL
51	Cameron Jurgens	OL
52	AJ Forbes	OL
52	Mosai Newsom	DL
53	Joseph Johnson	ILB
53	Riley Moses	OL
54	Bryce Benhart	OL
54	Ryan Schommer	OLB
54	Brig Banks	LS
55	Chris Walker	DL
56	Collin Shefke	OL
56	Boe Wilson	OL
57	Jordan Paup	OLB
57	Ethan Piper	OL
58	Chris Cassidy	ILB
58	Josh Wegener	OL
59	Ian BoerKircher	OL
59	Caden McCormack	ILB
61	Mitchell Balenger	OL
62	Nick Virka	OL
65	Christian Gaylord	OL
66	Hunter Miller	OL
67	Garrett Nuss	OL
68	Will Farniok	OL
70	Matt Huser	DL
70	Matt Sichterman	OL
71	Matt Farniok	OL
72	Matthew Anderson	OL
73	Broc Bando	OL
74	Brant Banks	OL
75	Fyn Anderson	DL
75	Trent Hixson	OL
76	Brenden Jaimes	OL
77	Michael Lynn	OL
78	Jimmy Fritzsche	OL
79	Darrion Daniels	DL
79	Noah Stafursky	OL
80	Jacob Herbek	DL
81	Nick Leader	OLB
81	Kade Warner	WR
82	Colton Feist	DL
82	Kurt Rafdal	TE
83	Sam Shurtleff	OLB
83	Travis Vokolek	TE
84	Eli Richter	DL
85	John Bullock	OLB
85	Wyatt Liewer	WR
86	Jack Stoll	TE
87	Chris Hickman	TE
89	Jamin Graham	OLB
89	Todd Honas	WR
90	Ben Lingenfelter	DL
90	Jackson Walker	P
91	Cameron Pieper	LS
92	Chase Urbach	LS
92	Tate Wildeman	DL
93	Damion Daniels	DL
93	Gabe Heins	PK
94	Khalil Davis	DL
94	Cade Mueller	LS
95	Grant Detlefsen	P
95	Ben Stille	DL
96	Carlos Davis	DL
97	Dylan Jorgensen	PK
97	Deontre Thomas	DL
98	Isaac Armstrong	P
98	Casey Rogers	DL
99	William Przystup	P
99	Ty Robinson	DL

PRONUNCIATION GUIDE

Ty Chaffin	CHAFF-inn
Khalil Davis	kuh-LEEL
Marquel Dismuke	marr-KELL diss-MUKE
Matt/Will Farniok	far-NEE-uck
Colton Feist	FEAST
Tyson Guzman	GUZZ-mun
Nick Henrich	HEN-rick
Will/Todd Honas	HO-nuss
Brenden Jaimes	HYME-iss
Reid Karel	CARL
Katerian LeGrone	kuh-TARE-ee-un leh-GROAN
Wyatt Liewer	LEE-vurr
Wyatt Mazour	MUH-zoo-er
Dedrick Mills	DEED-rick

DaiShon Neal	DAY-shawn
Kanawai Noa	cun-UH-vy
Simon Otte	OAT-ee
Jordan Paup	POP
Cameron Pieper	PIPE-urr
Will Przystup	PRISS-tup
Kurt Rafdal	RAFF-doll
Ryan Schommer	SHOME-urr
Ben Stille	STILL-ee
Jack Stoll	STOLE
Vaha Vainuku	vye-NEW-koo
Tate Wildeman	WILL-deh-munn
Jaron Woodyard	wood-YARD

CAREER STARTS - OFFENSE

PLAYER	'16	'17	'18	'19	ALL
Jaimes	-	9	12	2	23
M. Farniok	-	4	12	2	17
Noa	1^	9^	6^	1	17
Spielman	-	4	10	2	16
Stoll	-	0	12	2	14
Martinez	-	-	11	2	13
Wilson	-	0	9	2	11
Mills	7*	-	-	1	8
Warner	-	-	7	-	7
M. Williams	-	-	2	1	3
Washington	-	-	2	1	3
Hixson	-	-	0	2	2
Jurgens	-	-	-	2	2
Allen	-	-	0	1	1
Robinson	-	-	-	1	1
Bunch	-	-	1	-	1

*at Georgia Tech; ^ at Cal

CAREER STARTS - DEFENSE

PLAYER	'16	'17	'18	'19	ALL
C. Davis	4	12	9	2	27
Jackson	1	12	11	2	26
Barry	0	2	12	2	16
Bootle	-	1	12	2	15
Stille	-	1	11	-	12
Dar. Daniels	0	10*	0	2	12
A. Davis	0	5	4	2	11
Lee Jr.	0	6	1	1	8
Ferguson	-	0	4	-	4
Dismuke	-	1	0	2	3
Domann	0	-	2	-	2
D. Williams	-	-	1	1	2
K. Davis	0	0	0	2	2
Miller	-	0	0	2	2
Taylor-Britt	-	-	0	1	1
Tannor	-	-	0	1	1

*at Oklahoma State

CAREER STARTS - SPECIAL TEAMS

PLAYER	'16	'17	'18	'19	ALL
Pickering	-	-	12	0	12
Urbach	0	0	10	2	12
Armstrong	0	0	7	2	9
Przystup	-	-	3*	-	3
Jorgensen	-	-	-	1	1

*at Michigan State

CONSECUTIVE STARTS (MIN. 10)

PLAYER, POSITION	STARTS
Brenden Jaimes, OT	23
Mohamed Barry, ILB	14
Dicaprio Bootle, CB	14
Matt Farniok, OT	14
Jack Stoll, TE	14
Adrian Martinez, QB	12
Boe Wilson, OG	11

OFFENSIVE DEPTH CHART

WR	10	JD Spielman	5-9	180	Jr.	Eden Prairie, Minn.
	4	Jaevon McQuitty	6-0	200	So.	Columbia, Mo.
	-OR- 8	Jaron Woodyard	5-11	185	Sr.	Gaithersburg, Md.
LT	76	Brenden Jaimes	6-6	300	Jr.	Austin, Texas
	73	Broc Bando	6-5	310	So.	Lincoln, Neb.
LG	75	Trent Hixson	6-4	310	So.	Omaha, Neb.
	50	John Raridon	6-4	315	Jr.	West Des Moines, Iowa
C	51	Cameron Jurgens	6-3	285	RFr.	Beatrice, Neb.
	68	Will Farniok	6-3	295	RFr.	Sioux Falls, S.D.
RG	56	Boe Wilson	6-3	300	Jr.	Lee's Summit, Mo.
	70	Matt Sichterman	6-4	315	So.	Cincinnati, Ohio
RT	71	Matt Farniok	6-6	335	Jr.	Sioux Falls, S.D.
	54	Bryce Benhart	6-9	295	Fr.	Lakeville, Minn.
TE	-OR- 86	Jack Stoll	6-4	260	Jr.	Lone Tree, Colo.
	11	Austin Allen	6-8	250	So.	Aurora, Neb.
	82	Kurt Rafdal	6-7	245	So.	Carmel, Ind.
WR	-OR- 9	Kanawai Noa	6-0	200	Sr.	Honolulu, Hawaii
	19	Mike Williams	5-10	180	Sr.	Lake City, Fla.
	13	Darrien Chase	6-1	200	Fr.	Vancouver, Wash.
WR	-OR- 1	Wan'Dale Robinson	5-10	190	Fr.	Frankfort, Ky.
	22	Miles Jones	5-8	175	RFr.	Miramar, Fla.
	81	Kade Warner	6-1	210	So.	Scottsdale, Ariz.
QB	2	Adrian Martinez	6-2	225	So.	Fresno, Calif.
	16	Noah Vedral	6-1	200	So.	Wahoo, Neb.
	7	Luke McCaffrey	6-2	200	Fr.	Highlands Ranch, Colo.
RB	-OR- 28	Maurice Washington	6-1	190	So.	Stockton, Calif.
	26	Dedrick Mills	5-11	220	Jr.	Waycross, Ga.
	37	Wyatt Mazour	5-9	200	Sr.	Albion, Neb.
-OR- 14	Rahmir Johnson	5-10	180	Fr.	Oradell, N.J.	

DEFENSIVE DEPTH CHART

DE	96	Carlos Davis	6-2	320	Sr.	Blue Springs, Mo.
	97	Deontre Thomas	6-3	295	So.	Mustang, Okla.
NG	79	Darrion Daniels	6-4	340	Sr.	Dallas, Texas
	93	Damion Daniels	6-3	340	So.	Dallas, Texas
DE	-OR- 94	Khalil Davis	6-2	315	Sr.	Blue Springs, Mo.
	95	Ben Stille	6-5	295	Jr.	Ashland, Neb.
OLB	22	Alex Davis	6-5	250	Sr.	Riviera Beach, Fla.
	43	Tyrin Ferguson	6-2	230	Sr.	New Orleans, La.
ILB	-OR- 31	Collin Miller	6-3	245	Jr.	Fishers, Ind.
	3	Will Honas	6-1	225	Jr.	Wichita, Kan.
ILB	-OR- 7	Mohamed Barry	6-1	245	Sr.	Grayson, Ga.
	53	Joseph Johnson	6-3	240	RFr.	Gretna, Neb.
	28	Luke Reimer	6-1	220	Fr.	Lincoln, Neb.
OLB	2	Caleb Tannor	6-2	220	So.	Stone Mountain, Ga.
	44	Garrett Nelson	6-3	260	Fr.	Scottsbluff, Neb.
NICKEL	13	JoJo Domann	6-1	235	Jr.	Colorado Springs, Colo.
CB	21	Lamar Jackson	6-3	215	Sr.	Elk Grove, Calif.
	12	Quinton Newsome	6-2	180	Fr.	Suwanee, Ga.
	25	Tony Butler	6-2	220	Jr.	Lakewood, Ohio
S	19	Marquel Dismuke	6-2	215	Jr.	Compton, Calif.
	49	Isaiah Stalbird	6-0	210	RFr.	Kearney, Neb.
	30	Eli Sullivan	6-2	215	Jr.	Longmont, Colo.
S	5	Cam Taylor-Britt	6-0	215	So.	Montgomery, Ala.
	6	Eric Lee Jr.	6-0	215	Sr.	Milton, Mass.
	36	Reid Karel	6-3	215	Sr.	Seward, Neb.
CB	23	Dicaprio Bootle	5-10	195	Jr.	Miami, Fla.
	17	Braxton Clark	6-4	210	RFr.	Orlando, Fla.

SPECIAL TEAMS DEPTH CHART

PK	98	Isaac Armstrong	5-11	215	Sr.	Lincoln, Neb.
	99	Will Przystup	6-4	250	RFr.	Oviedo, Fla.
P	98	Isaac Armstrong	5-11	215	Sr.	Lincoln, Neb.
	99	Will Przystup	6-4	250	RFr.	Oviedo, Fla.
H	16	Noah Vedral	6-1	200	So.	Wahoo, Neb.
	98	Isaac Armstrong	5-11	215	Sr.	Lincoln, Neb.
LS	92	Chase Urbach	6-3	215	Sr.	Grosse Pointe, Mich.
	38	Damian Jackson	6-2	275	So.	Las Vegas, Nev.
	94	Cade Mueller	6-0	230	RFr.	Gretna, Neb.
KR	-OR- 1	Wan'Dale Robinson	5-10	190	Fr.	Frankfort, Ky.
	28	Maurice Washington	6-1	190	So.	Stockton, Calif.
	14	Rahmir Johnson	5-10	180	Fr.	Oradell, N.J.
PR	10	JD Spielman	5-9	180	Jr.	Eden Prairie, Minn.
	5	Cam Taylor	6-0	215	So.	Montgomery, Ala.
	1	Wan'Dale Robinson	5-10	190	Fr.	Frankfort, Ky.

2019 NEBRASKA GAME-BY-GAME STARTERS

OFFENSIVE STARTING LINEUPS

OPPONENT	WR	WR	WR	TE	RT	RG	C	LG	LT	QB	RB	PK
So. Alabama	Spielman	M. Williams	Robinson	Stoll	M. Farniok	Wilson	Jurgens	Hixson	Jaimes	Martinez	Mills	Jorgensen
Colorado	Spielman	Noa	Allen*	Stoll	M. Farniok	Wilson	Jurgens	Hixson	Jaimes	Martinez	Washington	Armstrong
No. Illinois												
Illinois												
Ohio St.												
Northwestern												
Minnesota												
Indiana												
Purdue												
Wisconsin												
Maryland												
Iowa												

*Nebraska opened with two tight ends

DEFENSIVE STARTING LINEUPS

OPPONENT	DE	NG	DE	OLB	ILB	ILB	OLB	CB	S	S	CB	P
So. Alabama	C. Davis	Dar. Daniels	K. Davis	A. Davis	Miller	Barry	Tannor	Jackson	Dismuke	D. Williams	Bootle	Armstrong
Colorado	C. Davis	Dar. Daniels	K. Davis	A. Davis	Miller	Barry	Taylor-Britt*	Jackson	Dismuke	Lee Jr.	Bootle	Armstrong
No. Illinois												
Illinois												
Ohio St.												
Northwestern												
Minnesota												
Indiana												
Purdue												
Wisconsin												
Maryland												
Iowa												

*Nebraska opened in a nickel defense

2019 NEBRASKA PLAYER PARTICIPATION

PLAYER, POS.	GP	GS	PLAYER, POS.	GP	GS	PLAYER, POS.	GP	GS
Austin Allen, TE	2	1	Jaevon McQuitty, WR	1	0			
Isaac Armstrong, P/PK	2	2	Collin Miller, ILB	2	2			
Broc Bando, OL	2	0	Dedrick Mills, RB	2	1			
Mohamed Barry, ILB	2	2	DaiShon Neal, DL	2	0			
Brody Belt, RB	2	0	Garrett Nelson, OLB	2	0			
Dicaprio Bootle, CB	2	2	Quinton Newsome, CB	2	0			
Tony Butler, CB	1	0	Kanawai Noa, WR	2	1			
Braxton Clark, CB	2	0	Kurt Rafdal, TE	2	0			
Damion Daniels, DL	2	0	Luke Reimer, ILB	1	0			
Darrion Daniels, DL	2	2	Wan'Dale Robinson, WR	2	1			
Alex Davis, OLB	2	2	Matt Sichterman, OL	2	0			
Carlos Davis, DL	2	2	JD Spielman, WR	2	2			
Khalil Davis, DL	2	2	Isaiah Stalbird, S	2	0			
Marquel Dismuke, S	2	2	Ben Stille, DL	2	0			
JoJo Domann, OLB	2	0	Jack Stoll, TE	2	2			
Matt Farniok, OL	2	2	Jeremiah Stovall, CB	2	0			
Will Farniok, OL	1	0	Eli Sullivan, S	2	0			
Tyrin Ferguson, OLB	2	0	Caleb Tannor, OLB	2	1			
Trent Hixson, OL	2	2	Cam Taylor-Britt, CB	2	1			
Will Honas, ILB	2	0	Deontre Thomas, DL	2	0			
Lamar Jackson, CB	2	2	Chase Urbach, LS	2	0			
Brenden Jaimes, OL	2	2	Noah Vedral, QB/H	1	0			
Miles Jones, WR	1	0	Maurice Washington, RB	2	1			
Dylan Jorgensen, PK	2	1	Deontai Williams, S	1	1			
Cameron Jurgens, OL	2	2	Mike Williams, WR	2	1			
Reid Karel, S	2	0	Boe Wilson, OL	2	2			
Eric Lee Jr., S	2	1						
Adrian Martinez, QB	2	2						
Wyatt Mazour, RB	2	0						



AUSTIN ALLEN

#11

**6-8 | 250 | SO. | TE
AURORA, NEB.**

CAREER HONORS

- Academic All-Big (2018)
- 4-Time Nebraska Scholar-Athlete Honor Roll
- 2-Time Brook Berringer Citizenship Team
- 2-Time Tom Osborne Citizenship Team

PERSONAL NOTES

- His father Andrew was a Husker walk-on in 1981

SEASON HIGHLIGHTS

- Made his third career catch in the season opener against South Alabama
- Made his first career start at Colorado

GAME-BY-GAME


OPPONENT	REC.	YDS	TD	LONG
South Alabama	1	8	0	8
at Colorado	0	0	0	-
Northern Illinois				
at Illinois				
Ohio State				
Northwestern				
at Minnesota				
Indiana				
at Purdue				
Wisconsin				
at Maryland				
Iowa				

CAREER RECEIVING STATS

YEAR	G/S	REC.	YDS	Y/R	Y/G	TD
2017						
2018	12/0	2	54	27.0	4.5	0
2019	2/1	1	8	8.0	4.0	0
TOTAL	14/1	3	62	20.7	4.4	0

CAREER HIGHS

Receptions	1 three times
Receiving Yards	41 at Ohio St. (2018)
Receiving Touchdowns	none
Long Reception	41 at Ohio St. (2018)



ISAAC ARMSTRONG

#98

**5-11 | 215 | SR. | P/PK
LINCOLN, NEB.**

CAREER HONORS

- Honorable-Mention All-Big Ten (2018)
- Nebraska Scholar-Athlete Honor Roll (Spring 2019)
- Brook Berringer Citizenship Team (2017)
- Tom Osborne Citizenship Team (2017)

CAREER NOTES

- Ranked 2nd in the Big Ten and posted the 9th-highest punting average in school history in 2018 (43.6)
- Only nine of his 43 career punts have been returned
- Opponents have totaled only 27 yards on those nine returns, an average of 3.0 yards per return
- Three of the nine career punt returns Armstrong has allowed have been muffed catches resulting in Husker fumble recoveries

SEASON HIGHLIGHTS

- Ranks 12th nationally in punting average (45.8)
- Had a career-high three punts inside the 20-yard line against South Alabama and the Jaguars were held to zero punt return yards
- Averaged 46.2 yards per punt at Colorado with two of his punts downed inside the 20, including one inside the 5-yard line
- Also handled Nebraska's place-kicking duties against Colorado for the first time in his career
- Connected on all four of his PAT attempts and 1-of-2 field goal tries, including nailing a 26-yarder in his first career attempt

PUNTING GAME-BY-GAME

OPPONENT	NO.	AVG	I20	LONG
South Alabama	6	45.5	3	54
at Colorado	5	46.2	2	51
Northern Illinois				
at Illinois				
Ohio State				
Northwestern				
at Minnesota				
Indiana				
at Purdue				
Wisconsin				
at Maryland				
Iowa				

KICKING GAME-BY-GAME

OPPONENT	XP-ATT	FG-ATT	LG	BK	PTS
South Alabama	0-0	0-0	-	0	0
at Colorado	4-4	1-2	26	0	7
Northern Illinois					
at Illinois					
Ohio State					
Northwestern					
at Minnesota					
Indiana					
at Purdue					
Wisconsin					
at Maryland					
Iowa					

CAREER PUNTING STATS

YEAR	NO.	AVG	LG	TB	I20	50+	BLK
2016							
2017	0	0	0	0	0	0	0
2018	32	43.6	73	3	9	7	1
2019	11	45.8	54	1	5	3	0
TOTAL	43	44.2	73	4	14	10	1

CAREER KICKING STATS

YEAR	G/S	PAT	FG	PCT.	PTS	LG
2016	0/0	0-0	0-0	.000	0	-
2017	0/0	0-0	0-0	.000	0	-
2018	0/0	0-0	0-0	.000	0	-
2019	1/1	4-4	1-2	50.0	4	26
TOTAL	1/1	4-4	1-2	50.0	4	26

CAREER PUNTING IGHS

Punts	7 at Ohio St. (2018)
Average	57.3 vs. Bethune-Cookman (2018)
Inside 20	3 vs. South Alabama (2019)
50-Yard Punts	2 three times
Long Punt	73 vs. Bethune-Cookman (2018)

CAREER KICKING HIGHS

Field Goal Attempts	2 at Colorado (2019)
Field Goals Made	1 at Colorado (2019)
Long Field Goal	26 yards at Colorado (2019)
Points	4 at Colorado (2019)
PATs	4 at Colorado (2019)

ARMSTRONG RECORD WATCH

CAREER PUNTING AVERAGE

RK.	PLAYER, YEARS	AVG.
1.	Dan Hadenfeldt, 1997-2000	44.54
2.	Isaac Armstrong, 2017-pres.	44.19
3.	Sam Koch, 2002-05	44.04
4.	Kyle Larson, 2001-03	43.67
5.	Brett Maher, 2011-12	43.15



MOHAMED BARRY #7

6-1 | 245 | SR. | ILB
GRAYSON, GA.

CAREER HONORS

- Team Captain (2019)
- 3rd-Team All-Big Ten (2018, Media)
- Honorable-Mention All-Big Ten (2018, Coaches)
- Nebraska Defensive MVP (2018)
- 3-Time Academic All-Big Ten
- 4-Time Nebraska Scholar-Athlete Honor Roll
- 4-Time Brook Berringer Citizenship Team
- 4-Time Tom Osborne Citizenship Team

2019 PRESEASON WATCH LISTS

- Butkus Award
- Lott IMPACT Trophy

PERSONAL NOTES

- Born in Atlanta, moved to Africa when he was 1 and moved back to the U.S. to start kindergarten
- Earned his degree in ethnic studies in May of 2019

CAREER NOTES

- Has started 14 consecutive games
- Has led NU in tackles in 10 of the last 14 games
- Eight career games with dougle-digit tackles

SEASON HIGHLIGHTS

- Tied his career high with 12 tackles against South Alabama
- Posted his first sack of the season and was second on the team with six tackles - all solo stops - at Colorado

GAME-BY-GAME

OPPONENT	UT-AT-TT	TFL-YD	SACK-YD
South Alabama	6-6-12	0-0	0.0-0
at Colorado	6-0-6	1-7	1.0-7
Northern Illinois			
at Illinois			
Ohio State			
Northwestern			
at Minnesota			
Indiana			
at Purdue			
Wisconsin			
at Maryland			
Iowa			

CAREER TACKLE STATS

YEAR	G/S	UT	AT	TT	TFL-YD	SCK-YD
2015						
		Redshirt				
2016	13/0	0	6	6	0-0	0.0-0
2017	12/2	15	23	38	1-1	0.0-0
2018	12/12	55	57	112	11-39	2.0-15
2019	2/2	12	6	18	1-7	1.0-7
TOTAL	39/16	82	92	174	13-47	3.0-22

CAREER MISCELLANEOUS STATS

YEAR	FF	FR	PBU	INT	QBH	BLK
2015						
	Redshirt					
2016	0	1	0	0	0	0
2017	0	0	1	0	0	0
2018	0	0	1	0	5	0
2019	0	0	0	0	0	0
TOTAL	0	1	2	0	5	0

CAREER HIGHS

Tackles	12 twice
TFLs	3 twice
Sacks	1.0 three times
Breakups	1 twice



DICAPRIO BOOTLE #23

5-10 | 195 | JR. | CB
MIAMI, FLA.

CAREER HONORS

- Third-Team All-Big Ten (2018)
- Nebraska Defensive Back of the Year (2018)
- Academic All-Big Ten (2017)
- Nebraska Scholar-Athlete Honor Roll (Fall 2016)
- Brook Berringer Citizenship Team (2018)
- Tom Osborne Citizenship Team (2018)

CAREER NOTES

- Has started 14 consecutive games
- Ranked 2nd in school history with 15 pass breakups in 2018
- Ranked 9th nationally in breakups in 2018 and 16th in passes defended per game (1.3)

SEASON HIGHLIGHTS

- Broke up a pair of passes against South Alabama, his fifth game since the start of last season with multiple pass breakups
- Broke up a third-down pass in the end zone in overtime at Colorado to force a Buff field goal

GAME-BY-GAME

OPPONENT	UT-AT-TT	TFL-YD	PBU	INT
South Alabama	0-2-2	0-0	2	0
at Colorado	3-0-3	0-0	1	0
Northern Illinois				
at Illinois				
Ohio State				
Northwestern				
at Minnesota				
Indiana				
at Purdue				
Wisconsin				
at Maryland				
Iowa				

CAREER TACKLE STATS

YEAR	G/S	UT	AT	TT	TFL-YD	SCK-YD
2016						
	Redshirt					
2017	12/1	11	4	15	1-1	0.0-0
2018	12/12	26	13	39	0-0	0.0-0
2019	2/2	3	2	5	0-0	0.0-0
TOTAL	26/15	40	19	59	1-1	0.0-0

CAREER MISCELLANEOUS STATS

YEAR	FF	FR	PBU	INT	QBH	BLK
2016						
	Redshirt					
2017	0	0	0	0	0	0
2018	1	0	15	0	0	0
2019	0	0	3	0	0	0
TOTAL	1	0	18	0	0	0

CAREER HIGHS

Tackles	7 vs. Purdue (2018)
TFLs	1 vs. Ohio St. (2017)
Sacks	none
Breakups	5 at Michigan (2018)



DAMION DANIELS #93

6-3 | 340 | SO. | DL
DALLAS, TEXAS

CAREER HONORS

- 2-Time Nebraska Scholar-Athlete Honor Roll
- 2-Time Brook Berringer Citizenship Team
- 2-Time Tom Osborne Citizenship Team

PERSONAL NOTES

- His older brother Darrion is a senior defensive lineman for the Huskers
- One of five sets of brothers on 2019 roster

SEASON HIGHLIGHTS

- Had three tackles in the opener against South Alabama, one shy of his career high

GAME-BY-GAME

OPPONENT	UT-AT-TT	TFL-YD	SACK-YD
South Alabama	1-2-3	0-0	0.0-0
at Colorado	0-0-0	0-0	0.0-0
Northern Illinois			
at Illinois			
Ohio State			
Northwestern			
at Minnesota			
Indiana			
at Purdue			
Wisconsin			
at Maryland			
Iowa			

CAREER TACKLE STATS

YEAR	G/S	UT	AT	TT	TFL-YD	SCK-YD
2017		Redshirt				
2018	12/0	3	9	12	1-1	0.0-0
2019	2/0	1	2	3	0-0	0.0-0
TOTAL	14/0	4	11	15	1-1	0.0-0

CAREER MISCELLANEOUS STATS

YEAR	FF	FR	PBU	INT	QBH	BLK
2017	Redshirt					
2018	0	1	0	0	0	0
2019	0	0	0	0	0	0
TOTAL	0	1	0	0	0	0

CAREER HIGHS

Tackles	4 vs. Bethune-Cookman (2018)
TFLs	1 vs. Bethune-Cookman (2018)
Sacks	none
Breakups	none



DARRION DANIELS #79

6-4 | 340 | SR. | DL
DALLAS, TEXAS

CAREER HONORS

- Team Captain (2019)
- Nebraska Scholar-Athlete Honor Roll (Spring 2019)

PERSONAL NOTES

- His younger brother Damion is a sophomore defensive lineman for the Huskers
- One of five sets of brothers on 2019 roster
- Earned his degree in marketing from Oklahoma State in December of 2018

CAREER NOTES

- Graduate transfer who played four seasons at Oklahoma State (2015-18), redshirting in 2018 after an injury limited him to four games

SEASON HIGHLIGHTS

- Had four tackles vs. South Alabama

GAME-BY-GAME

OPPONENT	UT-AT-TT	TFL-YD	SACK-YD
South Alabama	2-2-4	0-0	0.0-0
at Colorado	1-0-1	0-0	0.0-0
Northern Illinois			
at Illinois			
Ohio State			
Northwestern			
at Minnesota			
Indiana			
at Purdue			
Wisconsin			
at Maryland			
Iowa			

CAREER TACKLE STATS

YEAR	G/S	UT	AT	TT	TFL-YD	SCK-YD
2015*	13/0	11	5	16	3-4	0.5-1
2016*	13/0	9	6	15	1-1	0.0-0
2017*	10/10	17	9	26	5-13	0.5-1
2018*^	4/4	4	3	7	1-11	1.0-11
2019	2/2	3	2	5	0-0	0.0-0
TOTAL	42/16	44	25	69	10-29	2.0-13

*at Oklahoma State

^redshirt season

CAREER MISCELLANEOUS STATS

YEAR	FF	FR	PBU	INT	QBH	BLK
2015	0	0	0	0	1	0
2016	0	0	1	0	1	1
2017	0	0	2	0	2	0
2018*	0	0	0	0	0	0
2019	0	0	0	0	0	0
TOTAL	0	0	3	0	4	1

*redshirt season

CAREER HIGHS

Tackles	8 vs. TCU (2017)*
TFLs	1 10 times*
Sacks	1.0 vs. Texas Tech (2018)*
Breakups	1 three times*
Blocked PAT	1 vs. Texas (2016)*

*at Oklahoma State



ALEX DAVIS #22

6-5 | 250 | SR. | OLB
RIVIERA BEACH, FLA.

CAREER HONORS

- Nebraska Scout Team Defensive MVP (2015)
- 2-Time Nebraska Scholar-Athlete Honor Roll
- 2-Time Brook Berringer Citizenship Team
- 2-Time Tom Osborne Citizenship Team

SEASON HIGHLIGHTS

- Made his 10th career start against South Alabama and scored the game's final touchdown with a fumble recovery in the end zone
- Had his first career fumble recovery and first career quarterback hurry vs. South Alabama
- Added another hurry the next week at Colorado, when he tied his career high with two TFLs

GAME-BY-GAME

OPPONENT	UT-AT-TT	TFL-YD	SACK-YD
South Alabama	1-0-1	0-0	0.0-0
at Colorado	2-0-2	2-5	0.0-0
Northern Illinois			
at Illinois			
Ohio State			
Northwestern			
at Minnesota			
Indiana			
at Purdue			
Wisconsin			
at Maryland			
Iowa			

CAREER TACKLE STATS

YEAR	G/S	UT	AT	TT	TFL-YD	SCK-YD
2015		Redshirt				
2016	13/0	0	2	2	0-0	0.0-0
2017	12/5	10	7	17	4-11	1.5-5
2018	12/4	1	4	5	0-0	0.0-0
2019	2/2	3	0	3	2-5	0.0-0
TOTAL	39/11	14	13	27	6-16	1.5-5

CAREER MISCELLANEOUS STATS

YEAR	FF	FR	PBU	INT	QBH	BLK
2015	Redshirt					
2016	0	0	0	0	0	0
2017	0	0	0	0	0	0
2018	0	0	0	0	0	0
2019	0	1	0	0	2	0
TOTAL	0	1	0	0	2	0

CAREER HIGHS

Tackles	4 vs. Northwestern (2017)
TFLs	2 twice
Sacks	1.0 at Penn St. (2017)
Breakups	none



CARLOS DAVIS #96

6-2 | 320 | SR. | DL
BLUE SPRINGS, MO.

CAREER HONORS

- Honorable-Mention All-Big Ten (2018)
- Honorable-Mention BTN All-Freshman Team (2016)
- 2-Time NCAA All-American in the Discus
- 2-Time Nebraska Scholar-Athlete Honor Roll
- 3-Time Brook Berringer Citizenship Team
- 3-Time Tom Osborne Citizenship Team

PERSONAL NOTES

- Twin brother Khalil - born five minutes after Carlos - is also a Husker defensive lineman
- One of five sets of brothers on 2019 roster
- Earned his degree in child, youth and family studies in August of 2019

CAREER NOTES

- Was an All-American in the discus for the Nebraska track and field team at the 2018 and 2019 NCAA Outdoor Championships
- Along with his brother Khalil, on track to become the first Husker to earn eight career letters since Bob Cerv in 1950 and just the 10th overall

SEASON HIGHLIGHTS

- Posted four tackles and his second career fumble recovery in the opener against South Alabama
- Had a 12-yard sack at Colorado

GAME-BY-GAME

OPPONENT	UT-AT-TT	TFL-YD	SACK-YD
South Alabama	2-2-4	0-0	0.0-0
at Colorado	2-0-2	1-12	1.0-12
Northern Illinois			
at Illinois			
Ohio State			
Northwestern			
at Minnesota			
Indiana			
at Purdue			
Wisconsin			
at Maryland			
Iowa			

CAREER TACKLE STATS

YEAR	G/S	UT	AT	TT	TFL-YD	SCK-YD
2015						
		Redshirt				
2016	13/4	11	13	24	5-25	2.0-24
2017	12/12	17	25	42	4-19	2.5-18
2018	12/9	13	14	27	3-13	1.0-8
2019	2/2	4	2	6	1-12	1.0-12
TOTAL	39/27	45	54	99	13-69	6.5-62

CAREER MISCELLANEOUS STATS

YEAR	FF	FR	PBU	INT	QBH	BLK
2015						
	Redshirt					
2016	0	0	0	0	3	0
2017	0	0	0	0	6	0
2018	0	1	5	0	1	0
2019	0	1	0	0	1	0
TOTAL	0	2	5	0	11	0

CAREER HIGHS

Tackles	6 twice
TFLs	2 at Illinois (2017)
Sacks	1.0 six times
Breakups	2 vs. Purdue (2018)



KHALIL DAVIS #94

6-2 | 315 | SR. | DL
BLUE SPRINGS, MO.

CAREER HONORS

- Honorable-Mention All-Big Ten (2018)
- Nebraska Defensive Lineman of the Year (2018)
- Track & Field All-American (Discus, 2019)
- Nebraska Scholar-Athlete Honor Roll (Spring 2017)
- 3-Time Brook Berringer Citizenship Team
- 3-Time Tom Osborne Citizenship Team

PERSONAL NOTES

- Twin brother Carlos - born five minutes before Khalil - is also a Husker defensive lineman
- One of five sets of brothers on 2019 roster
- Earned his degree in child, youth and family studies in August of 2019

CAREER NOTES

- Was an All-American in the discus for the Nebraska track and field team at the 2019 NCAA Outdoor Championships
- Along with his brother Carlos, on track to become the first Husker to earn eight career letters since Bob Cerv in 1950 and just the 10th overall

SEASON HIGHLIGHTS

- Totaled three tackles and was the only defensive lineman to have a sack against South Alabama
- Had five solo tackles and tied his career high with two TFLs at Colorado

GAME-BY-GAME

OPPONENT	UT-AT-TT	TFL-YD	SACK-YD
South Alabama	2-1-3	1-9	1.0-9
at Colorado	5-0-5	2-9	0.0-0
Northern Illinois			
at Illinois			
Ohio State			
Northwestern			
at Minnesota			
Indiana			
at Purdue			
Wisconsin			
at Maryland			
Iowa			

CAREER TACKLE STATS

YEAR	G/S	UT	AT	TT	TFL-YD	SCK-YD
2015						
		Redshirt				
2016	12/0	4	1	5	2-4	0.0-0
2017	12/0	6	9	15	4-17	2.0-11
2018	12/0	24	17	41	8-32	3.0-19
2019	2/2	7	1	8	3-18	1.0-9
TOTAL	38/2	41	28	69	17-71	6.0-39

CAREER MISCELLANEOUS STATS

YEAR	FF	FR	PBU	INT	QBH	BLK
2015						
	Redshirt					
2016	0	0	0	0	0	0
2017	1	0	1	0	2	0
2018	1	1	0	0	4	0
2019	0	0	0	0	0	0
TOTAL	2	1	1	0	6	0

CAREER HIGHS

Tackles	7 vs. Purdue (2018)
TFLs	2 six times
Sacks	2.0 vs. Colorado (2018)
Breakups	1 vs. No. Illinois (2017)



MARQUEL DISMUKE #19

6-2 | 215 | JR. | S
COMPTON, CALIF.

CAREER HONORS

- Nebraska Scholar-Athlete Honor Roll (Fall 2006)

SEASON HIGHLIGHTS

- Made his second career start vs. South Alabama and had four stops, including his first career tackle for loss
- Was second on the team with six tackles at Colorado, all solo tackles

GAME-BY-GAME

OPPONENT	UT-AT-TT	TFL-YD	PBU	INT
South Alabama	1-3-4	1-4	0	0
at Colorado	6-0-6	0-0	0	0
Northern Illinois				
at Illinois				
Ohio State				
Northwestern				
at Minnesota				
Indiana				
at Purdue				
Wisconsin				
at Maryland				
Iowa				

CAREER TACKLE STATS

YEAR	G/S	UT	AT	TT	TFL-YD	SCK-YD
2016						
		Redshirt				
2017	12/1	20	14	34	0-0	0.0-0
2018	8/0	8	2	10	0-0	0.0-0
2019	2/2	7	3	10	1-4	0.0-0
TOTAL	22/3	35	19	54	1-4	0.0-0

CAREER MISCELLANEOUS STATS

YEAR	FF	FR	PBU	INT	QBH	BLK
2016						
	Redshirt					
2017	0	1	0	0	0	0
2018	0	0	0	0	0	1
2019	0	0	0	0	0	0
TOTAL	0	1	0	0	0	1

CAREER HIGHS

Tackles	9 vs. Wisconsin (2017)
TFLs	1 vs. South Alabama (2019)
Sacks	none
Breakups	none
Blocked Punts	1 vs. Illinois (2018)



JOJO DOMANN #13

6-1 | 235 | JR. | OLB
COLORADO SPRINGS, COLO.

CAREER HONORS

- Academic All-Big Ten (2017)
- 2-Time Nebraska Scholar-Athlete Honor Roll
- 3-Time Brook Berringer Citizenship Team
- 3-Time Tom Osborne Citizenship Team

CAREER NOTES

- Played safety his first two-and-a-half seasons before switching to outside linebacker midway through the 2018 season

SEASON HIGHLIGHTS

- Recorded four tackles against South Alabama, including a career-high two TFLs, with one pass breakup
- Had two solo tackles at Colorado

GAME-BY-GAME

OPPONENT	UT-AT-TT	TFL-YD	SACK-YD
South Alabama	2-2-4	2-7	0.0-0
at Colorado	2-0-2	0-0	0.0-0
Northern Illinois			
at Illinois			
Ohio State			
Northwestern			
at Minnesota			
Indiana			
at Purdue			
Wisconsin			
at Maryland			
Iowa			

CAREER TACKLE STATS

YEAR	G/S	UT	AT	TT	TFL-YD	SCK-YD
2016	13/0	5	3	8	0-0	0.0-0
2017		Redshirt				
2018	8/2	10	9	19	1-7	1.0-7
2019	2/0	4	2	6	2-7	0.0-0
TOTAL	23/2	19	14	33	3-14	1.0-7

CAREER MISCELLANEOUS STATS

YEAR	FF	FR	PBU	INT	QBH	BLK
2016	1	0	0	0	0	0
2017	Redshirt					
2018	2	1	2	0	0	0
2019	0	0	1	0	0	0
TOTAL	3	1	3	0	0	0

CAREER HIGHS

Tackles	7 at Ohio St. (2018)
TFLs	2 vs. South Alabama (2019)
Sacks	1.0 at Ohio St. (2018)
Breakups	1 three times



MATT FARNIOK #71

6-6 | 335 | JR. | OL
SIOUX FALLS, S.D.

CAREER HONORS

- Team Captain (2019)
- 2-Time Academic All-Big Ten
- 6-Time Nebraska Scholar-Athlete Honor Roll
- 2-Time Brook Berringer Citizenship Team
- 2-Time Tom Osborne Citizenship Team

PERSONAL NOTES

- His brother Will is a redshirt freshman offensive lineman for the Huskers
- One of five sets of brothers on 2019 roster

CAREER NOTES

- Has started 14 consecutive games, all at right tackle

CAREER STATS

- **Games:** 21 (7 in 2017; 12 in 2018; 2 in 2019)
- **Starts:** 18 (4 in 2017; 12 in 2018; 2 in 2019)



WILL FARNIOK #68

6-3 | 295 | RFR. | OL
SIOUX FALLS, S.D.

CAREER HONORS

- 2-Time Nebraska Scholar-Athlete Honor Roll
- Brook Berringer Citizenship Team (2019)
- Tom Osborne Citizenship Team (2019)

PERSONAL NOTES

- His brother Matt is a junior offensive lineman for the Huskers
- One of five sets of brothers on 2019 roster

SEASON HIGHLIGHTS

- Made his Husker debut by handling the center duties for the second half vs. South Alabama

CAREER STATS

- **Games:** 1 (1 in 2019)
- **Starts:** 0



TYRIN FERGUSON #43

6-2 | 230 | SR. | OLB
NEW ORLEANS, LA.

CAREER HONORS

- Nebraska Scholar-Athlete Honor Roll (Spring 2018)
- 3-Time Brook Berringer Citizenship Team
- 3-Time Tom Osborne Citizenship Team

SEASON HIGHLIGHTS

- Made his first tackle of the season at Colorado

GAME-BY-GAME

OPPONENT	UT-AT-TT	TFL-YD	SACK-YD
South Alabama	0-0-0	0-0	0.0-0
at Colorado	1-0-1	0-0	0.0-0
Northern Illinois			
at Illinois			
Ohio State			
Northwestern			
at Minnesota			
Indiana			
at Purdue			
Wisconsin			
at Maryland			
Iowa			

CAREER TACKLE STATS


YEAR	G/S	UT	AT	TT	TFL-YD	SCK-YD
2015	10/0	3	2	5	0-0	0.0-0
2016	Redshirt					
2017	5/0	1	2	3	0-0	0.0-0
2018	8/4	19	17	36	6-21	1.0-4
2019	2/0	1	0	1	0-0	0.0-0
TOTAL	25/4	24	21	45	6-21	1.0-4

CAREER MISCELLANEOUS STATS

YEAR	FF	FR	PBU	INT	QBH	BLK
2015	0	0	0	0	0	0
2016	Redshirt					
2017	0	0	0	1	0	0
2018	0	0	1	0	0	0
2019	0	0	0	0	0	0
TOTAL	0	0	1	1	0	0

CAREER HIGHS

Tackles	10 vs. Colorado (2018)
TFLs	2 twice
Sacks	1.0 vs. Colorado (2018)
Breakups	1 at Iowa (2018)
Interceptions	1 vs. Arkansas St. (2017)



TRENT HIXSON #75

6-4 | 310 | SO. | OL
OMAHA, NEB.

CAREER HONORS

- Academic All-Big Ten (2018)
- 4-Time Nebraska Scholar-Athlete Honor Roll
- 2-Time Brook Berringer Citizenship Team
- 2-Time Tom Osborne Citizenship Team

SEASON HIGHLIGHTS

- Earned his first career start against South Alabama (left guard)

CAREER STATS

- **Games:** 6 (4 in 2018; 2 in 2019)
- **Starts:** 2 (2 in 2019)



WILL HONAS #3

6-1 | 225 | JR. | ILB
WICHITA, KAN.

CAREER HONORS

- 3-Time Nebraska Scholar-Athlete Honor Roll

PERSONAL NOTES

- His cousin Todd is a junior wide receiver for the Huskers

SEASON HIGHLIGHTS

- Returned from a season-ending injury in 2018 to post three tackles against South Alabama, including his first career sack
- Led Nebraska with a career-high nine tackles at Colorado, including a tackle for loss in a second straight game

GAME-BY-GAME

OPPONENT	UT-AT-TT	TFL-YD	SACK-YD
South Alabama	2-1-3	1-7	1.0-7
at Colorado	7-2-9	1-0	0.0-0
Northern Illinois			
at Illinois			
Ohio State			
Northwestern			
at Minnesota			
Indiana			
at Purdue			
Wisconsin			
at Maryland			
Iowa			

CAREER TACKLE STATS

YEAR	G/S	UT	AT	TT	TFL-YD	SCK-YD
2018*	4/0	6	9	15	1-1	0.0-0
2019	2/0	9	3	12	2-7	1.0-7
TOTAL	6/0	15	12	27	3-8	1.0-7

*redshirt season

CAREER MISCELLANEOUS STATS

YEAR	FF	FR	PBU	INT	QBH	BLK
2018*	0	0	0	0	1	0
2019	0	0	0	0	0	0
TOTAL	0	0	0	0	1	0

*redshirt season

CAREER HIGHS

Tackles	9 vs. Colorado (2019)
TFLs	1 three times
Sacks	1 vs. South Alabama (2019)
Breakups	none



LAMAR JACKSON #21

6-3 | 215 | SR. | CB
ELK GROVE, CALIF.

CAREER HONORS

- Nebraska Scholar-Athlete Honor Roll (Spring 2018)

SEASON HIGHLIGHTS

- Forced a fumble and had three tackles, including his second career sack, vs. South Alabama
- Intercepted the third pass of his career at Colorado and also had a pass breakup

GAME-BY-GAME

OPPONENT	UT-AT-TT	TFL-YD	PBU	INT
South Alabama	3-0-3	1-4	0	0
at Colorado	1-0-1	0-0	1	1
Northern Illinois				
at Illinois				
Ohio State				
Northwestern				
at Minnesota				
Indiana				
at Purdue				
Wisconsin				
at Maryland				
Iowa				

CAREER TACKLE STATS

YEAR	G/S	UT	AT	TT	TFL-YD	SCK-YD
2016	13/1	14	3	17	2-14	1.0-11
2017	12/12	27	11	38	0-0	0.0-0
2018	12/11	21	7	28	1-1	0.0-0
2019	2/2	4	0	4	1-4	1.0-4
TOTAL	39/26	66	21	87	4-19	2.0-15

CAREER MISCELLANEOUS STATS

YEAR	FF	FR	PBU	INT	QBH	BLK
2016	0	0	0	0	0	0
2017	0	0	3	0	0	0
2018	1	0	7	2	0	0
2019	1	0	1	1	1	0
TOTAL	2	0	11	3	1	0

CAREER HIGHS

Tackles	8 at Purdue (2017)
TFLs	2 vs. Fresno St. (2016)
Sacks	1.0 vs. Fresno St. (2016)
Breakups	2 twice
Interceptions	1 three times



BRENDEN JAIMES #76

6-6 | 300 | JR. | OL
AUSTIN, TEXAS

CAREER HONORS

- Honorable-Mention All-Big Ten (2018)
- Honorable-Mention BTN All-Freshman Team (2016)
- 2-Time Nebraska Scholar-Athlete Honor Roll

NEBRASKA RECORDS

- Starts by a True Freshman Offensive Lineman (9)

CAREER NOTES

- Has started 23 consecutive games, the longest active streak of any Husker
- Has started 14 straight games at left tackle
- Became the 11th Husker offensive lineman to play as a true freshman in 2017
- Became the 5th Husker offensive lineman to start a game as a true freshman in 2017
- Started nine games in 2017, nearly matching the total of the four previous Husker true freshmen offensive line starters combined (11 starts)

CAREER STATS

- **Games:** 23 (9 in 2017; 12 in 2018; 2 in 2019)
- **Starts:** 23 (9 in 2017; 12 in 2018; 2 in 2019)



CAMERON JURGENS #51

6-3 | 285 | FR. | OL
BEATRICE, NEB.

CAREER HONORS

- 2-Time Nebraska Scholar-Athlete Honor Roll
- Brook Berringer Citizenship Team (2019)
- Tom Osborne Citizenship Team (2019)

CAREER NOTES

- Spent his freshman season at tight end before switching to center in the spring
- By starting the season opener vs. South Alabama, became the first freshman (true or redshirt) to start a game at center for Nebraska since freshmen regained eligibility in 1972
- 1 of 6 freshmen offensive linemen (true or redshirt) to start a season opener at Nebraska

CAREER STATS

- **Games:** 2 (1 in 2018*; 2 in 2019)
- **Starts:** 2 (2 in 2019)

*redshirt season



DYLAN JURGENSEN #97

5-9 | 175 | FR. | PK
LINCOLN, NEB.

CAREER NOTES

- First true freshman walk-on to start a season opener at Nebraska since fullback Andy Janovich in 2012

SEASON HIGHLIGHTS

- Started the season opener in place of the injured Barret Pickering
- Made all four of his extra points while his lone field goal attempt was blocked
- Handled Nebraska's first two kickoffs at Colorado, recording touchbacks on both kickoffs

GAME-BY-GAME

OPPONENT	XP-ATT	FG-ATT	LG	BK	PTS
South Alabama	4-4	0-1	-	1	4
at Colorado	0-0	0-0	-	0	0
Northern Illinois					
at Illinois					
Ohio State					
Northwestern					
at Minnesota					
Indiana					
at Purdue					
Wisconsin					
at Maryland					
Iowa					

CAREER KICKING STATS

YEAR	G/S	PAT	FG	PCT.	PTS	LG
2019	2/1	4/4	0/1	0.0	4	-

KICKOFFS: 8 att., 3 touchbacks

CAREER HIGHS

Field Goal Attempts	1 vs. So. Alabama (2019)
Field Goals Made	none
Long Field Goal	none
Points	4 vs. South Alabama (2019)
PATs	4 vs. South Alabama (2019)



ERIC LEE JR. #6

6-0 | 215 | SR. | S
MILTON, MASS.

CAREER HONORS

- 3-Time Nebraska Scholar-Athlete Honor Roll
- 3-Time Brook Berringer Citizenship Team
- 3-Time Tom Osborne Citizenship Team

PERSONAL NOTES

- Earned his degree in management in December of 2018

CAREER NOTES

- Was a cornerback his first four seasons before switching to safety during the spring

SEASON HIGHLIGHTS

- Ranks 3rd nationally in interceptions (2)
- Intercepted the first two passes of his career vs. South Alabama, returning his first pick 38 yards for a touchdown
- Also broke up a pass against South Alabama, giving him three passes defended, one more than he posted in his first three years combined
- Started at Colorado and had five solo tackles

GAME-BY-GAME

OPPONENT	UT-AT-TT	TFL-YD	PBU	INT
South Alabama	3-1-4	0-0	1	2
at Colorado	5-0-5	0-0	0	0
Northern Illinois				
at Illinois				
Ohio State				
Northwestern				
at Minnesota				
Indiana				
at Purdue				
Wisconsin				
at Maryland				
Iowa				

CAREER TACKLE STATS

YEAR	G/S	UT	AT	TT	TFL-YD	SCK-YD
2015		Redshirt				
2016	8/0	1	1	2	1-1	0.0-0
2017	9/6	18	12	30	1-1	0.0-0
2018	9/1	7	6	13	0-0	0.0-0
2019	2/1	8	1	9	0-0	0.0-0
TOTAL	28/8	34	20	54	2-2	0.0-0

CAREER MISCELLANEOUS STATS

YEAR	FF	FR	PBU	INT	QBH	BLK
2015	Redshirt					
2016	0	0	0	0	0	0
2017	0	0	2	0	0	0
2018	0	0	0	0	0	0
2019	0	0	1	2	0	0
TOTAL	0	0	3	2	0	0

CAREER HIGHS

Tackles	7 vs. Arkansas St. (2017)
TFLs	1 twice
Sacks	none
Breakups	1 three times
Interceptions	2 vs. South Alabama (2019)



ADRIAN MARTINEZ

#2

6-2 | 225 | SO. I QB
FRESNO, CALIF.

CAREER HONORS

- Team Captain (2019)
- Freshman All-American (2018)
- Honorable-Mention All-Big Ten (2018)
- National Performer of the Week (2018 vs. Minn.)
- National Freshman of the Week (2018 vs. Colo.)
- 3-Time Big Ten Freshman of the Week (2018)
- NU Outstanding Male Newcomer (2018-19)
- Nebraska Offensive Back of the Year (2018)
- 3-Time Nebraska Scholar-Athlete Honor Roll
- Brook Berringer Citizenship Team (2019)
- Tom Osborne Citizenship Team (2019)

2019 PRESEASON WATCH LISTS

- Walter Camp Award
- Maxwell Award
- Davey O'Brien Award
- Manning Award

NEBRASKA RECORDS

- Career 400-Yard Total Offense Games (3)
- Season Total Offense Per Game (295.1 in 2018)
- Season 400-Yard Total Offense Games (3 in 2018)
- Season 300-Yard Total Offense Games (7 in 2018)
- Game Completion Pct. (86.2 vs. Minn. in 2018)

CAREER NOTES

- Only the second sophomore team captain at Nebraska since 1930
- Currently owns the 2nd-highest career completion percentage in NU history (64.2)
- In 2018, posted the highest total offense average (295.1 ypg) ever by a true freshman quarterback at a Power Five school
- Overall, posted the 10th-highest total offense average by an FBS freshman and the fifth-best mark by a true freshman
- 1 of 6 freshmen in FBS history to average 200 passing yards & 50 rushing yards per game (1 of 2 true freshmen to hit both marks)
- Is the only true freshman quarterback to start a season opener in Nebraska history
- 1 of 3 true freshmen quarterbacks to start for NU (Tommie Frazier, 1993; Cody Green, 2009)

SEASON HIGHLIGHTS

- Ranks 10th nationally in passing yards per completion (16.1)
- Totaled his eighth career game with 300 yards of total offense at Colorado with 356 yards
- Passed for 290 yards and a pair of touchdowns and ran for 66 yards with two scores at CU
- Tied his career high with four total touchdowns

PASSING GAME-BY-GAME

OPPONENT	COMP-ATT	YDS	TD	INT
South Alabama	13-22	178	0	1
at Colorado	16-26	290	2	1
Northern Illinois				
at Illinois				
Ohio State				
Northwestern				
at Minnesota				
Indiana				
at Purdue				
Wisconsin				
at Maryland				
Iowa				

RUSHING GAME-BY-GAME

OPPONENT	ATT.	YDS	TD	LONG
South Alabama	13	6	0	10
at Colorado	19	66	2	17
Northern Illinois				
at Illinois				
Ohio State				
Northwestern				
at Minnesota				
Indiana				
at Purdue				
Wisconsin				
at Maryland				
Iowa				

TOTAL OFFENSE GAME-BY-GAME

OPPONENT	ATT.	PASS	RUSH	TOT
South Alabama	35	178	6	184
at Colorado	45	290	66	356
Northern Illinois				
at Illinois				
Ohio State				
Northwestern				
at Minnesota				
Indiana				
at Purdue				
Wisconsin				
at Maryland				
Iowa				

CAREER PASSING STATS

YEAR	G/S	CMP-ATT	PCT	YDS	TD	INT
2018	11/11	224-347	64.6	2,617	17	8
2019	2/2	29-48	60.4	468	2	2
TOTAL	13/13	253-395	64.1	3,085	19	10

Total Offense: 522 att., 3,430 yds, 25 TDs

CAREER RUSHING STATS

YEAR	G/S	ATT.	NET	Y/A	Y/G	TD
2018	11/11	140	629	4.5	57.2	8
2019	2/2	32	72	2.2	36.0	2
TOTAL	13/13	172	701	4.1	53.9	10

CAREER PASSING HIGHS

Attempts	42 twice
Completions	26 at Iowa (2018)
Yards	384 at Wisconsin (2018)
Touchdowns	3 twice
Long Pass	75 twice (both TDs)

CAREER RUSHING HIGHS

Attempts	20 at Ohio St. (2018)
Yards	125 vs. Minnesota (2018)
Touchdowns	2 twice
Long Rush	53 vs. Minnesota (2018)

CAREER TOTAL OFFENSE HIGHS

Attempts	60 vs. Purdue (2018)
Yards	441 at Wisconsin (2018)
Total Touchdowns	4 three times

MARTINEZ RECORD WATCH

CAREER COMPLETION PERCENTAGE

RK.	PLAYER, YEARS	PCT.
1.	Joe Ganz, 2006-08	65.1
2.	Adrian Martinez, 2018-present	64.1
3.	Sam Keller, 2007	63.1
4.	Jerry Tagge, 1969-71	59.9
5.	Taylor Martinez, 2010-13	59.8

Minimum 1,000 career passing yards

CAREER COMPLETIONS

RK.	PLAYER, YEARS	COMP.
1.	Tommy Armstrong Jr., 2013-16	625
2.	Taylor Martinez, 2010-13	575
3.	Zac Taylor, 2005-06	470
4.	Joe Ganz, 2006-08	381
5.	Dave Humm, 1972-74	353
6.	Jerry Tagge, 1969-71	348
7.	Adrian Martinez, 2018-present	253
8.	Tanner Lee, 2017	246
10.	Tommie Frazier, 1992-95	232

CAREER 250-YARD PASSING GAMES

RK.	PLAYER, YEARS	GAMES
1.	Tommy Armstrong Jr., 2013-16	14
2.	Joe Ganz, 2006-08	11
3.	Zac Taylor, 2005-06	8
	Adrian Martinez, 2018-present	8

CAREER 300-YARD PASSING GAMES

RK.	PLAYER, YEARS	GAMES
1.	Joe Ganz, 2006-08	8
2.	Tommy Armstrong Jr., 2013-16	6
3.	Taylor Martinez, 2010-13	4
4.	Zac Taylor, 2005-06	3
	Tanner Lee, 2017	3
t-6.	Adrian Martinez, 2018-present	2

CAREER 400-YARD TOTAL OFFENSE GAMES

RK.	PLAYER, YEARS	GAMES
1.	Joe Ganz, 2006-08	3
	Adrian Martinez, 2018-present	3

CAREER 300-YARD TOTAL OFFENSE GAMES

RK.	PLAYER, YEARS	GAMES
1.	Tommy Armstrong Jr., 2013-16	13
2.	Joe Ganz, 2006-08	9
	Taylor Martinez, 2010-13	9
4.	Adrian Martinez, 2018-present	8



WYATT MAZOUR #37

5-9 | 200 | SR. | RB
ALBION, NEB.

CAREER HONORS

- 2-Time Academic All-Big Ten
- 6-Time Nebraska Scholar-Athlete Honor Roll
- 4-Time Brook Berringer Citizenship Team
- 4-Time Tom Osborne Citizenship Team

PERSONAL NOTES

- Earned his degree in nutrition and health sciences in August of 2019

SEASON HIGHLIGHTS

- Totaled 25 yards on five offensive touches against South Alabama

GAME-BY-GAME

OPPONENT	ATT.	YDS	TD	LONG
South Alabama	4	12	0	7
at Colorado	0	0	0	-
Northern Illinois				
at Illinois				
Ohio State				
Northwestern				
at Minnesota				
Indiana				
at Purdue				
Wisconsin				
at Maryland				
Iowa				

CAREER RUSHING STATS

YEAR	G/S	ATT.	NET	Y/A	Y/G	TD
2015						
						Redshirt
2016	1/0	0	0	0.0	0.0	0
2017	3/0	0	0	0.0	0.0	0
2018	12/0	11	76	6.9	6.3	1
2019	2/0	4	12	3.0	6.0	0
TOTAL	18/0	15	88	5.9	4.9	1

RECEIVING: 2 rec., 34 yds, 0 TD

KICKOFF RETURNS: 3 ret., 48 yds, 0 TD

CAREER HIGHS

Attempts	5 twice
Yards	55 vs. Bethune-Cookman (2018)
Touchdowns	1 at Michigan (2018)
Long Rush	18 vs. Bethune-Cookman (2018)
Receptions	1 twice
Receiving Yards	21 at Michigan (2018)
Long Reception	21 at Michigan (2018)



JAEVON McQUITTY #4

6-0 | 200 | SO. | WR
COLUMBIA, MO.

CAREER HONORS

- 2-Time Nebraska Scholar-Athlete Honor Roll

SEASON HIGHLIGHTS

- Had a six-yard catch against South Alabama for his first career reception

GAME-BY-GAME

OPPONENT	REC.	YDS	TD	LONG
South Alabama	1	6	0	6
at Colorado	--	Did Not Play--		
Northern Illinois				
at Illinois				
Ohio State				
Northwestern				
at Minnesota				
Indiana				
at Purdue				
Wisconsin				
at Maryland				
Iowa				

CAREER RECEIVING STATS

YEAR	G/S	REC.	YDS	Y/R	Y/G	TD
2017						
						Redshirt
2018	6/0	0	0	0.0	0.0	0
2019	1/0	1	6	6.0	6.0	0
TOTAL	7/0	1	6	6.0	0.9	0

CAREER HIGHS

Receptions	1 vs. South Alabama (2019)
Receiving Yards	6 vs. So. Alabama (2019)
Receiving Touchdowns	none
Long Reception	6 vs. South Alabama (2019)



COLLIN MILLER #31

6-3 | 245 | JR. | ILB
FISHERS, IND.

CAREER HONORS

- Nebraska Scout Team Defensive MVP (2016)
- Academic All-Big Ten (2017)
- Nebraska Scholar-Athlete Honor Roll (Spring 2017)
- Brook Berringer Citizenship Team (2019)
- Tom Osborne Citizenship Team (2019)

SEASON HIGHLIGHTS

- Earned his first career start vs. South Alabama, recording four tackles - one shy of his then-career high - and his second career TFL
- Had a career-high six tackles at Colorado with a tackle for loss for the second straight week

GAME-BY-GAME

OPPONENT	UT-AT-TT	TFL-YD	SACK-YD
South Alabama	1-3-4	1-1	0.0-0
at Colorado	6-0-6	1-4	0.0-0
Northern Illinois			
at Illinois			
Ohio State			
Northwestern			
at Minnesota			
Indiana			
at Purdue			
Wisconsin			
at Maryland			
Iowa			

CAREER TACKLE STATS

YEAR	G/S	UT	AT	TT	TFL-YD	SCK-YD
2016						
						Redshirt
2017	12/0	4	7	11	0-0	0.0-0
2018	12/0	9	8	17	1-7	0.0-0
2019	2/2	7	3	10	2-5	0.0-0
TOTAL	26/2	20	18	38	3-12	0.0-0

CAREER MISCELLANEOUS STATS

YEAR	FF	FR	PBU	INT	QBH	BLK
2016						
						Redshirt
2017	0	1	0	0	0	0
2018	0	0	0	0	0	0
2019	0	0	0	0	0	0
TOTAL	0	1	0	0	0	0

CAREER HIGHS

Tackles	6 at Colorado (2019)
TFLs	1 three times
Sacks	none
Breakups	none



DEDRICK MILLS #26

5-11 | 220 | JR. | RB
WAYCROSS, GA.

CAREER HONORS

- 2016 Gator Bowl MVP (at Georgia Tech)
- 2-Time ACC Co-Rookie of the Week (2016)

CAREER NOTES

- Spent his freshman season at Georgia Tech
- Two-Time ACC Rookie of the Week in his lone season at Georgia Tech in 2016
- First Yellow Jacket to be a multi-time ACC Rookie of the Week selection since wide receiver Calvin Johnson in 2004
- Was MVP of the 2016 Gator Bowl after rushing for 169 yards on 31 carries

SEASON HIGHLIGHTS

- Scored NU's only two offensive touchdowns against South Alabama and led the Huskers with 44 rushing yards on 15 carries
- Had a career-high two catches and 21 receiving yards at Colorado, including a career-long 20-yard catch

GAME-BY-GAME

OPPONENT	ATT.	YDS	TD	LONG
South Alabama	15	44	2	13
at Colorado	8	24	0	5
Northern Illinois				
at Illinois				
Ohio State				
Northwestern				
at Minnesota				
Indiana				
at Purdue				
Wisconsin				
at Maryland				
Iowa				

CAREER TACKLE STATS

YEAR	G/S	ATT.	NET	Y/A	Y/G	TD
2016*	9/7	152	771	5.1	85.7	12
2017		at Garden City CC (Redshirt)				
2018		at Garden City CC				
2019	2/1	23	68	3.0	34.0	2
TOTAL	11/8	175	839	4.8	76.2	14


*at Georgia Tech

RECEIVING: 5 rec., 37 yds, 1 TD
PASSING: 0-for-1, 0 yds, 1 INT, 0 TD

CAREER HIGHS

Attempts	31 vs. Kentucky (2016)*
Yards	169 vs. Kentucky (2016)
Touchdowns	3 vs. Vanderbilt (2016)
Long Rush	39 at North Carolina (2016)
Receptions	2 at Colorado (2019)
Receiving Yards	21 at Colorado (2019)
Receiving Touchdowns	1 vs. Miami (2016)*
Long Reception	20 at Colorado (2019)

*at Georgia Tech



KANAWAI NOA #9

6-0 | 200 | SR. | WR
HONOLULU, HAWAII

CAREER HONORS

- 2-Time Biletnikoff Award Watch List

2019 PRESEASON WATCH LISTS

- **Polynesian College Football Player of the Year** (3rd straight season on preseason watch list)

PERSONAL NOTES

- Earned his degree in sociology from California in May of 2019

CAREER NOTES

- Graduate transfer who played four seasons at California (2015-18), receiving a medical hardship for the 2016 season

SEASON HIGHLIGHTS

- Has yet to record his first reception at Nebraska after catching a pass in each of his final 19 games at Cal

GAME-BY-GAME

OPPONENT	REC.	YDS	TD	LONG
South Alabama	0	0	0	-
at Colorado	0	0	0	-
Northern Illinois				
at Illinois				
Ohio State				
Northwestern				
at Minnesota				
Indiana				
at Purdue				
Wisconsin				
at Maryland				
Iowa				

CAREER RECEIVING STATS

YEAR	G/S	REC.	YDS	Y/R	Y/G	TD
2015*	13/0	7	76	10.9	5.8	0
2016*^	3/1	3	34	11.3	11.3	0
2017*	11/9	56	788	14.1	71.6	4
2018*	8/6	30	369	12.3	46.1	2
2019	2/1	0	0	0.0	0.0	0
TOTAL	37/17	96	1,267	13.2	34.2	6

*at Cal

^redshirt season

RUSHING: 1 att., 6 yds, 0 TD
KICKOFF RETURNS: 4 ret., 94 yds, 0 TD
PUNT RETURNS: 4 ret., 15 yds, 0 TD

CAREER HIGHS

Receptions	8 at BYU (2018)*
Receiving Yards	126 at Oregon (2017)*
Receiving Touchdowns	2 at Colorado (2017)*
Long Reception	75 [TD] at Oregon (2017)*
Rushing Attempts	1 at BYU (2018)*
Rushing Yards	6 at BYU (2018)*
Punt Return Yards	13 at Stanford (2015)*
Kickoff Return Yards	72 vs. Arizona St. (2015)*

*at Cal



WAN'DALE ROBINSON #1

5-10 | 190 | FR. | WR
FRANKFORT, KY.

CAREER HONORS

- Nebraska Scholar-Athlete Honor Roll (Spring 2019)

PERSONAL NOTES

- Looks to be NU's first letterwinner from Kentucky

SEASON HIGHLIGHTS

- Led Nebraska with 131 all-purpose yards in his career debut against South Alabama while averaging 13.1 yards per touch (7.7 on offense)
- Had a career-long 25-yard catch at Colorado

RECEIVING GAME-BY-GAME

OPPONENT	REC.	YDS	TD	LONG
South Alabama	3	33	0	15
at Colorado	2	35	0	25
Northern Illinois				
at Illinois				
Ohio State				
Northwestern				
at Minnesota				
Indiana				
at Purdue				
Wisconsin				
at Maryland				
Iowa				

RUSHING GAME-BY-GAME

OPPONENT	ATT.	YDS	TD	LONG
South Alabama	4	21	0	10
at Colorado	2	9	0	5
Northern Illinois				
at Illinois				
Ohio State				
Northwestern				
at Minnesota				
Indiana				
at Purdue				
Wisconsin				
at Maryland				
Iowa				

CAREER RECEIVING STATS

YEAR	G/S	REC.	YDS	Y/R	Y/G	TD
2019	2/1	6	68	11.3	34.0	0

CAREER RUSHING STATS

YEAR	G/S	ATT.	NET	Y/A	Y/G	TD
2019	2/1	6	30	5.0	15.0	0

CAREER RECEIVING HIGHS

Receptions	3 vs. South Alabama (2019)
Receiving Yards	33 vs. So. Alabama (2019)
Receiving Touchdowns	none
Long Reception	25 at Colorado (2019)

CAREER RUSHING HIGHS

Attempts	4 vs. South Alabama (2019)
Yards	21 vs. South Alabama (2019)
Touchdowns	none
Long Rush	10 vs. South Alabama (2019)



JD SPIELMAN #10

**5-9 | 180 | JR. | WR
EDEN PRAIRIE, MINN.**

CAREER HONORS

- Freshman All-American (2017)
- 3rd-Team All-Big Ten Wide Receiver (2018)
- 3rd-Team All-Big Ten WR (2017, Coaches)
- Honorable-Mention All-Big Ten WR (2017, Media)
- Honorable-Mention All-Big Ten KR (2017)
- BTN All-Freshman Team Wide Receiver (2017)
- BTN All-Freshman Team Kick Returner (2017)
- Nebraska Receiver of the Year (2018)
- Nebraska Scout Team MVP (2016)
- Nebraska Scholar-Athlete Honor Roll (Fall 2016)

2019 PRESEASON WATCH LISTS

- Biletnikoff Award (2nd straight year on list)
- Paul Hornung Award (2nd straight year on list)

NEBRASKA RECORDS

- Career Double-Digit Reception Games (2)
- Career 200-Yard Receiving Games (2)
- Season 200-Yard Receiving Games (1 twice)
- Game Receiving Yards (209 at Wisconsin, 2018)

PERSONAL NOTES

- Adopted son of Minnesota Vikings General Manager Rick Spielman, and nephew of Ohio State All-American Chris Spielman

CAREER NOTES

- Recorded 1,000 career receiving yards faster than any other player in NU history (15 games)
- 1st Husker to record 100 career catches prior to his junior season
- Only wide receiver in Nebraska history with two career games with double-digit receptions
- Owns NU's only two 200-yard receiving games
- 1 of 8 players in NU history to have both a punt and kickoff return touchdown in his career
- 1 of 3 Huskers to have a kick (punt or kickoff) return touchdown in three straight years
- 1 of 3 Huskers to have two seasons with 800 or more receiving yards
- 1 of 4 Huskers to have two 50-catch seasons
- Has multiple catches in all 23 career games
- Has six career touchdowns of 65 yards or longer, including five covering 75 yards or more

ACTIVE NCAA CAREER RANKINGS

- Receptions Per Game: 3rd (5.6)
- Punt Return Touchdowns: 3rd (2)
- Combined Kick Return Touchdowns: 3rd (3)
- All-Purpose Yards Per Game: 6th (127.1)

SEASON HIGHLIGHTS

- Had a 76-yard punt return touchdown vs. South Alabama, his second career punt return TD (both covering more than 75 yards), and the third-longest punt return nationally in the first week
- Added two catches for 36 yards vs. South Alabama
- Posted his eighth career 100-yard receiving game and first of the season with five catches for 112 yards at Colorado, including a 65-yard TD

GAME-BY-GAME

OPPONENT	REC.	YDS	TD	LONG
South Alabama	2	36	0	15
at Colorado	5	112	1	65
Northern Illinois				
at Illinois				
Ohio State				
Northwestern				
at Minnesota				
Indiana				
at Purdue				
Wisconsin				
at Maryland				
Iowa				

CAREER RECEIVING STATS

YEAR	G/S	REC.	YDS	Y/R	Y/G	TD
2016						
2017	11/4	55	830	15.1	75.5	2
2018	10/10	66	818	12.4	81.8	8
2019	2/2	7	148	21.1	74.0	1
TOTAL	23/16	128	1,796	14.0	78.1	11

RUSHING: 18 att., 105 yds, 0 TD

CAREER ALL-PURPOSE STATS

YEAR	RUSH	REC	PR	KR	TOT	Y/G
2016						
2017	73	830	0	669	1,572	142.9
2018	24	818	104	169	1,115	111.5
2019	8	148	80	0	236	118.0
TOTAL	105	1,796	184	838	2,923	127.1

KICKOFF RETURNS: 35 att., 838 yds, 1 TD

PUNT RETURNS: 10 ret., 184 yds, 2 TDs

CAREER OFFENSIVE HIGHS

Receptions	11 vs. Ohio St. (2017)
Receiving Yards	209 at Wisconsin (2018)*
Receiving TDs	2 vs. Purdue (2018)
Long Reception	77 vs. Ohio St. [TD] (2017)
Long Rush	40 vs. Northwestern (2017)

CAREER RETURN HIGHS

Kickoff Return Yards	150 at Minnesota (2017)
Long Return	99 vs. Arkansas St. [TD] (2017)
Punt Return Yards	80 vs. South Alabama (2019)
Long Return	77 vs. Beth.-Cookman [TD] (2018)
All-Purpose Yards	291 at Minnesota (2017)

SPIELMAN RECORD WATCH

CAREER RECEIVING YARDS

RK.	PLAYER, YEARS	YDS
1.	Stanley Morgan Jr., 2015-18	2,747
2.	Kenny Bell, 2011-14	2,689
3.	Johnny Rodgers, 1970-72	2,479
4.	Nate Swift, 2005-08	2,476
5.	Jordan Westerkamp, 2013-16	2,474
6.	JD Spielman, 2017-present	1,796

CAREER RECEPTIONS

RK.	PLAYER, YEARS	REC.
1.	Stanley Morgan Jr., 2015-18	189
2.	Kenny Bell, 2011-14	181
3.	Jordan Westerkamp, 2013-16	167
4.	Nate Swift, 2005-08	166
5.	Johnny Rodgers, 1970-72	143
6.	Terrence Nunn, 2004-07	136
7.	Marlon Lucky, 2005-08	135
8.	JD Spielman, 2017-present	128

CAREER 100-YARD RECEIVING GAMES

RK.	PLAYER, YEARS	TOTAL
1.	Johnny Rodgers, 1970-72	10
2.	Nate Swift, 2005-08	8
	Jordan Westerkamp, 2013-16	8
4.	Stanley Morgan Jr., 2015-18	7
5.	Irving Fryar, 1981-83	5
	Niles Paul, 2007-10	5
	Kenny Bell, 2011-14	5
	JD Spielman, 2017-present	5

CONSECUTIVE GAMES WITH A CATCH

RK.	PLAYER, YEARS	TDs
1.	Stanley Morgan Jr., 2015-18	38
2.	Johnny Rodgers, 1970-72	37
3.	Jordan Westerkamp, 2013-16	36
4.	Terrence Nunn, 2004-07	32
5.	Kenny Bell, 2012-14	28
6.	Kenny Bell, 2011-12	23
	Quincy Enunwa, 2012-13	23
	JD Spielman, 2017-present	23

CAREER PUNT RETURN TOUCHDOWNS


RK.	PLAYER, YEARS	TDs
1.	Johnny Rodgers, 1970-72	7*
2.	DeJuan Groce, 1999-2002	6
3.	Irving Fryar, 1981-83	3
	Dana Brinson, 1985-88	3
	Bobby Newcombe, 1997-2000	3
	De'Mornay Pierson-El, 2014-17	3
t-7.	JD Spielman, 2017-present	2

*Rodgers had eight including bowl games, which were not included in his playing days

CAREER COMBINED KICK RETURN TDs

RK.	PLAYER, YEARS	TDs
1.	Johnny Rodgers, 1970-72	8*
2.	DeJuan Groce, 1999-2002	6
t-3.	JD Spielman, 2017-present	3

*Rodgers had nine including bowl games, which were not included in his playing days



BEN STILLE #95

6-5 | 295 | JR. | DL
ASHLAND, NEB.

CAREER HONORS

- AFCA Good Works Team Nominee (2019)
- BTN All-Freshman Team (2017)
- Big Ten Freshman of the Week (2017 vs. Illinois)
- 2-Time Academic All-Big Ten
- 4-Time Nebraska Scholar-Athlete Honor Roll
- Sam Foltz Hero 27 Leadership Award (2019)
- 3-Time Brook Berringer Citizenship Team
- 3-Time Tom Osborne Citizenship Team

CAREER NOTES

- 1st Husker freshman to lead NU in TFLs (10 in 2017) since the stat began being tracked in 1968
- 1st Husker freshman to lead NU in sacks (3.5 in 2017) since the stat became official in 1981

SEASON HIGHLIGHTS

- Tied his career high with four tackles against South Alabama
- Two of his three tackles at Colorado were for a loss

GAME-BY-GAME

OPPONENT	UT-AT-TT	TFL-YD	SACK-YD
South Alabama	0-4-4	0-0	0.0-0
at Colorado	2-1-3	2-4	0.0-0
Northern Illinois			
at Illinois			
Ohio State			
Northwestern			
at Minnesota			
Indiana			
at Purdue			
Wisconsin			
at Maryland			
Iowa			

CAREER TACKLE STATS


YEAR	G/S	UT	AT	TT	TFL-YD	SCK-YD
2016		Redshirt				
2017	9/1	12	12	24	10-38	3.5-27
2018	12/11	10	15	25	5-28	5.0-28
2019	2/0	2	5	7	2-4	0.0-0
TOTAL	23/12	24	32	56	17-70	8.5-55

CAREER MISCELLANEOUS STATS

YEAR	FF	FR	PBU	INT	QBH	BLK
2016		Redshirt				
2017	1	0	1	0	1	0
2018	0	0	2	0	6	0
2019	0	0	0	0	1	0
TOTAL	1	0	3	0	8	0

CAREER HIGHS

Tackles	4 five times
TFLs	3 at Illinois (2017)
Sacks	1.0 eight times
Breakups	2 vs. Bethune-Cookman (2018)



JACK STOLL #86

6-4 | 260 | JR. | TE
LONE TREE, COLO.

CAREER HONORS

- 2-Time Academic All-Big Ten
- 5-Time Nebraska Scholar-Athlete Honor Roll
- 3-Time Brook Berringer Citizenship Team
- 3-Time Tom Osborne Citizenship Team

2019 PRESEASON WATCH LISTS

- Mackey Award (2nd straight year on list)

CAREER NOTES

- Has started 13 consecutive games

SEASON HIGHLIGHTS

- Led Nebraska with a career-high 66 receiving yards vs. South Alabama
- Hauled in a career-long 42-yard pass against the Jaguars to set up Nebraska's opening score
- Had two catches at Colorado, his seventh consecutive game with a reception and fourth straight game with multiple catches

GAME-BY-GAME

OPPONENT	REC.	YDS	TD	LONG
South Alabama	3	66	0	42
at Colorado	2	4	0	3
Northern Illinois				
at Illinois				
Ohio State				
Northwestern				
at Minnesota				
Indiana				
at Purdue				
Wisconsin				
at Maryland				
Iowa				

CAREER RECEIVING STATS

YEAR	G/S	REC.	YDS	Y/R	Y/G	TD
2016		Redshirt				
2017	12/1	8	89	11.1	7.4	2
2018	12/12	21	245	11.7	20.4	3
2019	2/2	5	70	14.0	35.0	0
TOTAL	26/15	34	404	11.9	15.5	5

KICKOFF RETURNS: 2 ret., 16 yds, 0 TD

CAREER HIGHS

Receptions	4 three times
Receiving Yards	66 vs. South Alabama (2019)
Receiving Touchdowns	1 six times
Long Reception	42 vs. South Alabama (2019)



ELI SULLIVAN #30

6-2 | 215 | JR. | S
OMAHA, NEB.

CAREER HONORS

- 2-Time Academic All-Big Ten
- 5-Time Nebraska Scholar-Athlete Honor Roll
- 2-Time Brook Berringer Citizenship Team
- 2-Time Tom Osborne Citizenship Team

SEASON HIGHLIGHTS

- Had a career-high four tackles vs. South Alabama, one more than he recorded in his first two seasons combined

GAME-BY-GAME

OPPONENT	UT-AT-TT	TFL-YD	PBU	INT
South Alabama	3-1-4	0-0	0	0
at Colorado	0-0-0	0-0	0	0
Northern Illinois				
at Illinois				
Ohio State				
Northwestern				
at Minnesota				
Indiana				
at Purdue				
Wisconsin				
at Maryland				
Iowa				

CAREER TACKLE STATS

YEAR	G/S	UT	AT	TT	TFL-YD	SCK-YD
2016		Redshirt				
2017	5/0	2	0	2	0-0	0.0-0
2018	7/0	1	0	1	0-0	0.0-0
2019	2/0	3	1	4	0-0	0.0-0
TOTAL	14/0	6	1	7	0-0	0.0-0

CAREER MISCELLANEOUS STATS

YEAR	FF	FR	PBU	INT	QBH	BLK
2016		Redshirt				
2017	0	0	0	0	0	0
2018	0	0	0	0	0	0
2019	0	0	0	0	0	0
TOTAL	0	0	0	0	0	0

CAREER HIGHS

Tackles	4 vs. South Alabama (2019)
TFLs	none
Sacks	none
Breakups	none



CALEB TANNOR #2

6-2 | 220 | SO. | OLB
STONE RIDGE, GA.

CAREER HONORS

- Nebraska Scholar-Athlete Honor Roll (Spring 2019)
- Brook Berringer Citizenship Team (2019)
- Tom Osborne Citizenship Team (2019)

SEASON HIGHLIGHTS

- Made his first career start against South Alabama and had a career-high four tackles
- Had a six-yard sack at Colorado

GAME-BY-GAME

OPPONENT	UT-AT-TT	TFL-YD	SACK-YD
South Alabama	3-1-4	0-0	0.0-0
at Colorado	1-0-1	1-6	1.0-6
Northern Illinois			
at Illinois			
Ohio State			
Northwestern			
at Minnesota			
Indiana			
at Purdue			
Wisconsin			
at Maryland			
Iowa			

CAREER TACKLE STATS

YEAR	G/S	UT	AT	TT	TFL-YD	SCK-YD
2018	12/0	6	4	10	1-7	1.0-7
2019	2/1	4	1	5	1-6	1.0-6
TOTAL	14/1	10	5	15	2-13	2.0-13

CAREER MISCELLANEOUS STATS

YEAR	FF	FR	PBU	INT	QBH	BLK
2018	0	0	0	0	0	0
2019	0	0	0	0	0	0
TOTAL	0	0	0	0	0	0

CAREER HIGHS

Tackles	4 vs. South Alabama (2019)
TFLs	1 vs. Illinois (2018)
Sacks	1.0 vs. Illinois (2018)
Breakups	none



CAM TAYLOR-BRITT #5

6-0 | 215 | SO. | CB
MONTGOMERY, ALA.

CAREER HONORS

- Brook Berringer Citizenship Team (2019)
- Tom Osborne Citizenship Team (2019)

PERSONAL NOTES

- Played quarterback in high school, throwing for 1,466 yards and 16 TDs and rushing for 1,030 yards and 14 TDs as a senior

SEASON HIGHLIGHTS

- Ranks 2nd nationally with three forced fumbles
- Was disruptive in the opener against South Alabama, setting a career high with five tackles, including the first two TFLs of his career and his first career sack
- Also forced two turnovers by intercepting the first pass of his career - which he returned 48 yards - and forcing his first career fumble on his first career sack, which was recovered in the end zone by Alex Davis for a touchdown
- Tied his career high with five tackles at Colorado and forced a career-high two fumbles, one of which was recovered by Nebraska

GAME-BY-GAME

OPPONENT	UT-AT-TT	TFL-YD	PBU	INT
South Alabama	2-3-5	2-16	0	1
at Colorado	4-1-5	0-0	0	0
Northern Illinois				
at Illinois				
Ohio State				
Northwestern				
at Minnesota				
Indiana				
at Purdue				
Wisconsin				
at Maryland				
Iowa				

CAREER TACKLE STATS

YEAR	G/S	UT	AT	TT	TFL-YD	SCK-YD
2018	11/0	9	3	12	0-0	0.0-0
2019	2/1	6	4	10	2-16	1.0-12
TOTAL	13/1	15	7	22	2-16	1.0-12

CAREER MISCELLANEOUS STATS

YEAR	FF	FR	PBU	INT	QBH	BLK
2018	0	1	3	0	0	0
2019	3	0	0	1	0	0
TOTAL	3	1	3	1	0	0

CAREER HIGHS

Tackles	5 twice
TFLs	2 vs. South Alabama (2019)
Sacks	1.0 vs. South Alabama (2019)
Breakups	1 three times



DEONTRE THOMAS #97

6-3 | 295 | SO. | DL
MUSTANG, OKLA.

CAREER HONORS

- NU Scholar-Athlete Honor Roll (Spring 2018)

SEASON HIGHLIGHTS

- Tied his career high with three tackles in the season opener against South Alabama and posted his second career tackle for loss

GAME-BY-GAME

OPPONENT	UT-AT-TT	TFL-YD	SACK-YD
South Alabama	1-2-3	1-1	0.0-0
at Colorado	0-0-0	0-0	0.0-0
Northern Illinois			
at Illinois			
Ohio State			
Northwestern			
at Minnesota			
Indiana			
at Purdue			
Wisconsin			
at Maryland			
Iowa			

CAREER TACKLE STATS

YEAR	G/S	UT	AT	TT	TFL-YD	SCK-YD
2017	10/0	4	10	14	0-0	0.0-0
2018*	4/0	4	0	4	1-1	0.0-0
2019	2/0	1	2	3	1-1	0.0-0
TOTAL	16/0	9	12	21	2-2	0.0-0

*redshirt season

CAREER MISCELLANEOUS STATS

YEAR	FF	FR	PBU	INT	QBH	BLK
2017	0	0	0	0	0	0
2018*	0	0	0	0	0	0
2019	0	0	0	0	0	0
TOTAL	0	0	0	0	0	0

*redshirt season

CAREER HIGHS

Tackles	3 four times
TFLs	1 twice
Sacks	none
Breakups	none



NOAH VEDRAL #16
6-1 | 190 | SO. | RB
WAHOO, NEB.

CAREER HONORS

- 3-Time Nebraska Scholar-Athlete Honor Roll

PERSONAL NOTES

- His father, Mike, was a three-year letterwinner at tight end for Nebraska (1990-92)
- Three of his uncles (Jon Vedral, Mark Vedral and Matt Turman) were also Husker letterwinners

SEASON HIGHLIGHTS

- Is Nebraska's No. 2 quarterback but his only appearance was as a holder at Colorado

CAREER PASSING STATS

YEAR	G/S	CMP-ATT	PCT	YDS	TD	INT
2017*	8/0	22-29	75.9	276	1	0
2018	1/0	2-9	22.2	29	0	1
2019	0/0	0-0	0.0	0	0	0
TOTAL	9/0	24-38	63.2	305	1	1

*at UCF

CAREER RUSHING STATS

YEAR	G/S	ATT.	NET	Y/A	Y/G	TD
2017*	8/0	18	77	4.3	9.6	2
2018	1/0	7	13	1.9	13.0	1
2019	0/0	0	0	0.0	0.0	0
TOTAL	9/0	25	90	3.6	10.0	3

*at UCF

CAREER PASSING HIGHS

Attempts	12 vs. FIU (2017)*
Completions	10 vs. FIU (2017)*
Yards	79 vs. FIU (2017)*
Touchdowns	1 vs. UConn (2017)*
Long Completion	35 vs. UConn [TD] (2017)*

*at UCF

CAREER RUSHING HIGHS

Attempts	7 vs. Bethune-Cookman (2018)
Yards	37 vs. Austin Peay (2017)*
Touchdowns	1 three times
Long Rush	20 vs. Bethune-Cookman [TD] (2018)

*at UCF



MAURICE WASHINGTON #28
6-1 | 190 | SO. | RB
STOCKTON, CALIF.

NEBRASKA RECORDS

- Career 100-Yard Receiving Games by a RB (2)

CAREER NOTES

- Only Husker freshman running back to have a 100-yard receiving game (102 yards at Iowa)
- 1 of 3 Nebraska running backs to have two career 100-yard receiving games

SEASON HIGHLIGHTS

- Sat out the first half against South Alabama but had 52 yards from scrimmage in the second half, averaging 7.4 yards per touch
- Totaled a career-high 195 yards from scrimmage at Colorado
- Had four catches for a career-high 118 yards vs. the Buffs, the fifth-best single-game receiving total by a Husker running back
- Turned a swing pass into a career-long 75-yard touchdown catch which was the longest catch by a Husker running back since 1978
- Added 15 carries for 77 yards at Colorado

RUSHING GAME-BY-GAME

OPPONENT	ATT.	YDS	TD	LONG
South Alabama	6	39	0	16
at Colorado	15	77	0	40
Northern Illinois				
at Illinois				
Ohio State				
Northwestern				
at Minnesota				
Indiana				
at Purdue				
Wisconsin				
at Maryland				
Iowa				

RECEIVING GAME-BY-GAME

OPPONENT	REC.	YDS	TD	LONG
South Alabama	1	13	0	13
at Colorado	4	118	1	75
Northern Illinois				
at Illinois				
Ohio State				
Northwestern				
at Minnesota				
Indiana				
at Purdue				
Wisconsin				
at Maryland				
Iowa				

CAREER RUSHING STATS

YEAR	G/S	ATT.	NET	Y/A	Y/G	TD
2018	11/2	77	455	5.9	41.4	3
2019	2/1	21	116	5.5	58.0	0
TOTAL	13/3	98	571	5.8	43.9	3

KICKOFF RETURNS: 13 ret., 204 yds, 0 TD

CAREER RECEIVING STATS

YEAR	G/S	REC.	YDS	Y/R	Y/G	TD
2018	11/2	24	221	9.2	20.1	1
2019	2/1	5	131	26.2	65.5	1
TOTAL	13/3	29	352	12.1	27.1	2

CAREER RUSHING HIGHS

Attempts	15 at Colorado (2019)
Yards	109 vs. Minnesota (2018)
Touchdowns	1 three times
Long Rush	49 vs. Illinois (2018)


CAREER RECEIVING HIGHS

Receptions	7 at Iowa (2018)
Receiving Yards	118 at Colorado (2019)
Touchdowns	1 twice
Long Reception	75 at Colorado [TD] (2019)

WASHINGTON RECORD WATCH

CAREER 100-YARD RECEIVING GAMES BY A RUNNING BACK

RK.	PLAYER, YEARS	TOTAL
1.	Cory Ross, 2002-05	2
	Marlon Lucky, 2005-08	2
	Maurice Washington, 2018-pres.	2



DEONTAI WILLIAMS #8

6-1 | 205 | JR. | S
JACKSONVILLE, FLA.

CAREER HONORS

- Nebraska Scholar-Athlete Honor Roll (Fall 2018)

PERSONAL NOTES

- Father Roosevelt Williams was a 3rd-round pick in the 2002 NFL Draft and played two seasons

SEASON HIGHLIGHTS

- Earned his second career start and had two early tackles against South Alabama before leaving the game with an injury
- Missed the Colorado game due to injury

GAME-BY-GAME

OPPONENT	UT-AT-TT	TFL-YD	PBU	INT
South Alabama	2-0-2	0-0	0	0
at Colorado	--Did Not Play--			
Northern Illinois				
at Illinois				
Ohio State				
Northwestern				
at Minnesota				
Indiana				
at Purdue				
Wisconsin				
at Maryland				
Iowa				

CAREER TACKLE STATS

YEAR	G/S	UT	AT	TT	TFL-YD	SCK-YD
2018	12/1	15	8	23	1-0	0.0-0
2019	1/1	2	0	2	0-0	0.0-0
TOTAL	13/2	17	8	25	1-0	0.0-0

CAREER MISCELLANEOUS STATS

YEAR	FF	FR	PBU	INT	QBH	BLK
2018	2	1	2	2	0	0
2019	0	0	0	0	0	0
TOTAL	2	1	2	2	0	0

CAREER HIGHS

Tackles	5 at Wisconsin (2018)
TFLs	1 at Iowa (2018)
Sacks	none
Breakups	1 twice
Interceptions	1 twice



MIKE WILLIAMS #19

5-10 | 180 | SR. | WR
LAKE CITY, FLA.

CAREER HONORS

- Nebraska Scholar-Athlete Honor Roll (Spring 2019)

CAREER NOTES

- Spent his freshman season at Georgia Southern in 2016

SEASON HIGHLIGHTS

- Earned his third career start vs. South Alabama

GAME-BY-GAME

OPPONENT	REC.	YDS	TD	LONG
South Alabama	0	0	0	-
at Colorado	0	0	0	-
Northern Illinois				
at Illinois				
Ohio State				
Northwestern				
at Minnesota				
Indiana				
at Purdue				
Wisconsin				
at Maryland				
Iowa				

CAREER RECEIVING STATS

YEAR	G/S	REC.	YDS	Y/R	Y/G	TD
2016*	11/0	3	27	9.0	2.5	0
2017	at East Mississippi CC					
2018	12/2	12	122	10.2	10.2	0
2019	2/1	0	0	0.0	0.0	0
TOTAL	25/3	15	149	11.3	6.0	0

*at Georgia Southern

CAREER HIGHS

Receptions	3 twice
Receiving Yards	41 at Northwestern (2018)
Receiving Touchdowns	none
Long Reception	24 at Northwestern (2018)



BOE WILSON #56

6-3 | 300 | JR. | OL
LEE'S SUMMIT, MO.

CAREER HONORS

- Honorable-Mention All-Big Ten (2018)
- 2-Time Academic All-Big Ten
- 4-Time Nebraska Scholar-Athlete Honor Roll

CAREER NOTES

- Has started 11 straight games at right guard

CAREER STATS

- **Games:** 26 (12 in 2017; 12 in 2018; 2 in 2019)
- **Starts:** 11 (9 in 2018; 2 in 2019)



CHASE URBACH #92

6-3 | 215 | SR. | LS
GROSSE POINTE, MICH.

CAREER HONORS

- 4-Time Nebraska Scholar-Athlete Honor Roll
- 4-Time Brook Berringer Citizenship Team
- 4-Time Tom Osborne Citizenship Team

2019 PRESEASON WATCH LISTS

- Patrick Mannelly Award

PERSONAL NOTES

- Earned his degree in public relations in May of 2019

CAREER STATS

- **Games:** 12 (10 in 2018; 2 in 2019)
- **Tackles:** 3 (2 solo, 1 assisted)
- **Fumble Recovery:** 1 (vs. Illinois, 2018)

CAREER HIGHS

- **Tackles:** 2 at Michigan (2018)

2019 NEBRASKA SCHEDULE AND RESULTS

DATE	OPPONENT	RESULT	SCORE	RECORD	CONFERENCE	TIME	ATTEND.
Aug. 31	South Alabama	W	35-21	1-0	0-0	3:27	89,502
Sept. 7	at Colorado	L	31-34 (OT)	1-1	0-0	3:49	52,829

*Big Ten Conference game

SCORE BY QUARTERS	1ST	2ND	3RD	4TH	OT	TOTAL
Nebraska	14	17	14	21	0	66
Opponents	7	0	21	24	3	55

TEAM STATISTICS

TEAM STATISTICS	NU	OPP
SCORING	66	55
Points Per Game	33.0	27.5
Points Off Turnovers	17	17
FIRST DOWNS	34	41
Rushing	15	14
Passing	16	24
Penalty	3	3
RUSHING YARDAGE	277	172
Yards gained rushing	364	272
Yards lost rushing	87	100
Rushing Attempts	90	81
Average Per Rush	3.1	2.1
Average Per Game	138.5	86.0
TDs Rushing	4	3
PASSING YARDAGE	468	606
Comp-Att-Int	29-48-2	47-76-4
Average Per Pass	9.8	8.0
Average Per Catch	16.1	12.9
Average Per Game	234.0	303.0
TDs Passing	2	4
TOTAL OFFENSE	745	778
Total Plays	138	157
Average Per Play	5.4	5.0
Average Per Game	372.5	389.0
KICK RETURNS: #-Yards	3-77	6-128
PUNT RETURNS: #-Yards	4-80	2-4
INT RETURNS: #-Yards	4-87	2-18
KICK RETURN AVERAGE	25.7	21.3
PUNT RETURN AVERAGE	20.0	2.0
INT RETURN AVERAGE	21.8	9.0
FUMBLES-LOST	7-4	4-3
PENALTIES-Yards	15-129	16-109
Average Per Game	64.5	54.5
PUNTS-Yards	11-504	13-558
Average Per Punt	45.8	42.9
Net punt average	43.6	35.2
KICKOFFS-Yards	12-737	10-642
Average Per Kick	61.4	64.2
Net kick average	38.2	39.0
TIME OF POSSESSION/Game	27:36	32:24
3RD-DOWN Conversions	11/30	13/34
3rd-Down Pct	37%	38%
4TH-DOWN Conversions	2/3	2/3
4th-Down Pct	67%	67%
SACKS BY-Yards	7-57	8-50
MISC YARDS	0	0
TOUCHDOWNS SCORED	9	7
FIELD GOALS-ATTEMPTS	1-3	2-2
ON-SIDE KICKS	0-0	0-0
RED-ZONE SCORES	(5-6) 83%	(7-8) 88%
RED-ZONE TOUCHDOWNS	(4-6) 67%	(5-8) 63%
PAT-ATTEMPTS	(9-9) 100%	(7-7) 100%
ATTENDANCE	89502	52829
Games/Avg Per Game	1/89502	1/52829
Neutral Site Games		0/0

INDIVIDUAL OFFENSIVE STATISTICS

RUSHING	G/GS	ATT	GAIN	LOSS	NET	AVG	TD	LONG	AVG/G
Maurice Washington	2/1	21	117	1	116	5.5	0	40	58.0
Adrian Martinez	2/2	32	128	56	72	2.2	2	17	36.0
Dedrick Mills	2/1	23	69	1	68	3.0	2	13	34.0
Wan'Dale Robinson	2/1	6	30	0	30	5.0	0	10	15.0
Wyatt Mazour	2/0	4	12	0	12	3.0	0	7	6.0
JD Spielman	2/2	1	8	0	8	8.0	0	8	4.0
TEAM	2/0	3	0	29	-29	-9.7	0	0	-14.5
Total	2	90	364	87	277	3.1	4	40	138.5
Opponents	2	81	272	100	172	2.1	3	18	86.0

PASSING	G/GS	EFFIC	COMP-ATT-INT	PCT	YDS	TD	LNG	AVG/G
Adrian Martinez	2	147.73	29-48-2	60.4	468	2	75	234.0
Total	2	147.73	29-48-2	60.4	468	2	75	234.0
Opponents	2	135.66	47-76-4	61.8	606	4	96	303.0

RECEIVING	G/GS	NO.	YDS	AVG	TD	LONG	AVG/G
JD Spielman	2/2	7	148	21.1	1	65	74.0
Wan'Dale Robinson	2/1	6	68	11.3	0	25	34.0
Maurice Washington	2/1	5	131	26.2	1	75	65.5
Jack Stoll	2/2	5	70	14.0	0	42	35.0
Dedrick Mills	2/1	3	24	8.0	0	20	12.0
Wyatt Mazour	2/0	1	13	13.0	0	13	6.5
Austin Allen	2/0	1	8	8.0	0	8	4.0
Jaevon McQuitty	1/0	1	6	6.0	0	6	6.0
Total	2	29	468	16.1	2	75	234.0
Opponents	2	47	606	12.9	4	96	303.0

PUNT RETURNS	NO.	YDS	AVG	TD	LONG
JD Spielman	4	80	20.0	1	76
TOTAL	4	80	20.0	1	76
OPPONENTS	2	4	2.0	0	4

2019 INDIVIDUAL STATISTICS

INTERCEPTIONS	NO.	YDS	AVG	TD	LONG
Eric Lee Jr.	2	38	19.0	1	38
Lamar Jackson	1	1	1.0	0	1
Cam Taylor-Britt	1	48	48.0	0	48
Total	4	87	21.8	1	48
Opponents	2	18	9.0	0	18

KICK RETURNS	NO.	YDS	AVG	TD	LONG
Wan'Dale Robinson	3	77	25.7	0	39
Total	3	77	25.7	0	39
Opponents	6	128	21.3	0	54

FUMBLE RETURNS	NO.	YDS	AVG	TD	LONG
Carlos Davis	1	3	3.0	0	3
Alex Davis	0	0	0.0	1	0
Total	1	3	3.0	1	3
Opponents	0	0	0.0	0	0

FIELD GOALS	FGM-FGA	PCT	1-19	20-29	30-39	40-49	50-59	LG	BLK
Dylan Jorgensen	0-1	0.0	0-0	0-0	0-1	0-0	0-0	0	1
Isaac Armstrong	1-2	50.0	0-0	1-1	0-0	0-1	0-0	26	0
Total	1-3	33.3	0-0	1-1	0-1	0-1	0-0	0	1
Opponents	1-2	50.0	0-0	1-1	1-1	0-0	0-0	0	0

FG SEQUENCE	NEBRASKA	OPPONENTS
South Alabama	31	-
Colorado	(26),48	(20),(34)

Numbers in (parenthesis) indicate field goal was made

PUNTING	NO.	YDS	AVG	LONG	TB	FC	I20	50+	BLK
Isaac Armstrong	11	504	45.8	54	1	0	5	3	0
Total	11	504	45.8	54	1	0	5	3	0
Opponents	13	558	42.9	60	1	5	6	2	0

KICKOFFS	NO.	YDS	AVG	TB	OB	RET.	NET	YDLN
Dylan Jorgensen	8	480	60.0	3	0			
Will Przystup	4	257	64.2	3	0			
Total	12	737	61.4	6	0	128	38.2	26
Opponents	10	642	64.2	7	0	77	39.0	26

SCORING	TD	FGs	PATs					DXP	Saf	Pts
			Kick	Rush	Rcv	Pass				
JD Spielman	2	0-0	0-0	0-0	0	0-0	0	0	12	
Adrian Martinez	2	0-0	0-0	0-0	0	0-0	0	0	12	
Dedrick Mills	2	0-0	0-0	0-0	0	0-0	0	0	12	
Isaac Armstrong	0	1-2	4-4	0-0	0	0-0	0	0	7	
Maurice Washington	1	0-0	0-0	0-0	0	0-0	0	0	6	
Eric Lee Jr.	1	0-0	0-0	0-0	0	0-0	0	0	6	
Alex Davis	1	0-0	0-0	0-0	0	0-0	0	0	6	
Dylan Jorgensen	0	0-1	5-5	0-0	0	0-0	0	0	5	
Total	9	1-3	9-9	0-0	0	0-0	0	0	66	
Opponents	7	2-2	7-7	0-0	0	0-0	0	0	55	

TOTAL OFFENSE	G	PLAYS	RUSH	PASS	TOTAL	AVG/G
Adrian Martinez	2	80	72	468	540	270.0
Maurice Washington	2	21	116	0	116	58.0
Dedrick Mills	2	23	68	0	68	34.0
Wan'Dale Robinson	2	6	30	0	30	15.0
Wyatt Mazour	2	4	12	0	12	6.0
JD Spielman	2	1	8	0	8	4.0
TEAM	2	3	-29	0	-29	-14.5
Total	2	138	277	468	745	372.5
Opponents	2	157	172	606	778	389.0

ALL PURPOSE	G	RUSH	REC	PR	KOR	IR	TOT	AVG/G
Maurice Washington	2	116	131	0	0	0	247	123.5
JD Spielman	2	8	148	80	0	0	236	118.0
Wan'Dale Robinson	2	30	68	0	77	0	175	87.5
Dedrick Mills	2	68	24	0	0	0	92	46.0
Adrian Martinez	2	72	0	0	0	0	72	36.0
Jack Stoll	2	0	70	0	0	0	70	35.0
Cam Taylor-Britt	2	0	0	0	0	48	48	24.0
Eric Lee Jr.	2	0	0	0	0	38	38	19.0
Wyatt Mazour	2	12	13	0	0	0	25	12.5
Austin Allen	2	0	8	0	0	0	8	4.0
Jaevon McQuitty	1	0	6	0	0	0	6	6.0
Lamar Jackson	2	0	0	0	0	1	1	0.5
TEAM	2	-29	0	0	0	0	-29	-14.5
Total	2	277	468	80	77	87	989	494.5
Opponents	2	172	606	4	128	18	928	464.0

DEFENSIVE STATISTICS

NAME	GP-GS	-----TACKLES-----			TFL-YDS	-SACKS- NO-YARDS	---PASS DEF---		QBH	---FUMBLES---		BLKD	
		SOLO	AST	TOTAL			INT-YDS	BRUP		RCV-YDS	FF	KICK	SAF
7 Mohamed Barry	2-2	12	6	18	1-7	1.0-7
3 Will Honas	2-0	9	3	12	2-7	1.0-7
19 Marquel Dismuke	2-2	7	3	10	1-4
5 Cam Taylor-Britt	2-1	6	4	10	2-16	1.0-12	1-48	.	.	3	.	.	.
31 Collin Miller	2-2	7	3	10	2-5
6 Eric Lee Jr.	2-1	8	1	9	.	.	2-38	1
94 Khalil Davis	2-2	7	1	8	3-18	1.0-9
95 Ben Stille	2-0	2	5	7	2-4	.	.	1
13 JoJo Domann	2-0	4	2	6	2-7	.	.	1
96 Carlos Davis	2-2	4	2	6	1-12	1.0-12	.	.	1	1-3	.	.	.
79 Darrion Daniels	2-2	3	2	5
23 Dicaprio Bootle	2-2	3	2	5	.	.	.	3
2 Caleb Tannor	2-1	4	1	5	1-6	1.0-6
21 Lamar Jackson	2-2	4	.	4	1-4	1.0-4	1-1	1	1	.	1	.	.
30 Eli Sullivan	2-0	3	1	4
22 Alex Davis	2-2	3	.	3	2-5	.	.	.	2	1-0	.	.	.
93 Damion Daniels	2-0	1	2	3
97 Deontre Thomas	2-0	1	2	3	1-1
8 Deontai Williams	1-1	2	.	2
49 Isaiah Stalbird	2-0	2	.	2
38 Brody Belt	2-0	.	1	1
24 Jeramiah Stovall	2-0	1	.	1
43 Tyrin Ferguson	2-0	1	.	1
71 Matt Farniok	2-2	.	1	1
36 Reid Karel	2-0	.	1	1
25 Tony Butler	1-0	.	1	1
44 Garrett Nelson	2-0	.	1	1
86 Jack Stoll	2-2	.	1	1
9 Kanawai Noa	2-1	1	.	1
28 Luke Reimer	1-0	1-0	.	.	.
Total	2-0	95	46	141	21-96	7-57	4-87	6	5	3-3	4	.	.
Opponents	2-0	83	52	135	13-58	8-50	2-18	3	2	4-0	4	1	.

SPECIAL TEAMS TACKLES	UA-A/TOT	USA	COLO	NIU	ILL	OSU	NW	MINN	IND	PUR	WIS	MD	IOWA	B1G
Eric Lee Jr.	1-0/1	1-0/1	-											
Caleb Tannor	1-0/1	1-0/1	-											
Reid Karel	1-0/1	1-0/1	-											
Brody Belt	0-1/1	0-1/1	-											
Cam Taylor-Britt	1-1/2	0-1/1	1-0/1											
Tony Butler	0-1/1	0-1/1	-											
Jeramiah Stovall	1-0/1	1-0/1	-											
Isaiah Stalbird	1-0/1	-	1-0/1											

INDIVIDUAL OFFENSE GAME BY GAME

RUSHING	NO-YDS/TD	USA	COLO	NIU	ILL	OSU	NW	MINN	IND	PUR	WIS	MD	IOWA
Maurice Washington RB	21-116/0	6-39/0	15-77/0										
Adrian Martinez QB	32-72/2	13-6/0	19-66/2										
Dedrick Mills RB	23-68/2	15-44/2	8-24/0										
Wan'Dale Robinson WR	6-30/0	4-21/0	2-9/0										
Wyatt Mazour RB	4-12/0	4-12/0	-										
JD Spielman WR	1-8/0	-	1-8/0										
TEAM	3--29/0	2--24/0	1--5/0										

RECEIVING	NO-YDS/TD	USA	COLO	NIU	ILL	OSU	NW	MINN	IND	PUR	WIS	MD	IOWA
JD Spielman WR	7-148/1	2-36/0	5-112/1										
Maurice Washington RB	5-131/1	1-13/0	4-118/1										
Jack Stoll TE	5-70/0	3-66/0	2-4/0										
Wan'Dale Robinson WR	6-68/0	3-33/0	3-35/0										
Dedrick Mills RB	3-24/0	1-3/0	2-21/0										
Wyatt Mazour RB	1-13/0	1-13/0	-										
Austin Allen TE	1-8/0	1-8/0	-										
Jaevon McQuitty WR	1-6/0	1-6/0	DNP										

PASSING	ATT	COMP	INT	PCT	YARDS	TD	LONG	SACK	YDS	EFFIC
ADRIAN MARTINEZ										
South Alabama	22	13	1	59.1	178	0	42	2	17	118.0
Colorado	26	16	1	61.5	290	2	75	6	33	172.9
TOTALS	48	29	2	60.4	468	2	75	8	50	147.7

PUNT RETURNS	NO-YDS/TD	USA	COLO	NIU	ILL	OSU	NW	MINN	IND	PUR	WIS	MD	IOWA
JD Spielman	4-80	4-80	-										

KICK RETURNS	NO-YDS/TD	USA	COLO	NIU	ILL	OSU	NW	MINN	IND	PUR	WIS	MD	IOWA
Wan'Dale Robinson	3-77	3-77	-										

INDIVIDUAL DEFENSE GAME BY GAME

PLAYER	UA-A	TOTAL	USA	COLO	NIU	ILL	OSU	NW	MINN	IND	PUR	WIS	MD	IOWA
Mohamed Barry LB	12-6	18	6-6	6-0										
Will Honas LB	9-3	12	2-1	7-2										
Cam Taylor-Britt CB	6-4	10	2-3	4-1										
Marquel Dismuke DB	7-3	10	1-3	6-0										
Collin Miller LB	7-3	10	1-3	6-0										
Eric Lee Jr. DB	8-1	9	3-1	5-0										
Khalil Davis DL	7-1	8	2-1	5-0										
Ben Stille DL	2-5	7	0-4	2-1										
JoJo Domann LB	4-2	6	2-2	2-0										
Carlos Davis DL	4-2	6	2-2	2-0										
Dicaprio Bootle CB	3-2	5	0-2	3-0										
Caleb Tannor LB	4-1	5	3-1	1-0										
Darrion Daniels DL	3-2	5	2-2	1-0										
Lamar Jackson CB	4-0	4	3-0	1-0										
Eli Sullivan DB	3-1	4	3-1	-										
Damion Daniels DL	1-2	3	1-2	-										
Deontre Thomas DL	1-2	3	1-2	-										
Alex Davis LB	3-0	3	1-0	2-0										
Deontai Williams DB	2-0	2	2-0	DNP										
Isaiah Stalbird DB	2-0	2	1-0	1-0										
Jack Stoll	0-1	1	0-1	-										
Jeramiah Stovall CB	1-0	1	1-0	-										
Garrett Nelson LB	0-1	1	0-1	-										
Tyrin Ferguson LB	1-0	1	-	1-0										
Brody Belt	0-1	1	0-1	-										
Kanawai Noa	1-0	1	-	1-0										
Reid Karel DB	0-1	1	0-1	-										
Tony Butler CB	0-1	1	0-1	DNP										
Matt Farniok	0-1	1	0-1	-										

INDIVIDUAL DEFENSE GAME BY GAME

TACKLES FOR LOSS	UA-A	TOTAL	USA	COLO	NIU	ILL	OSU	NW	MINN	IND	PUR	WIS	MD	IOWA
Khalil Davis DL	3-0	3	1-9	2-9										
Collin Miller LB	2-0	2	1-1	1-4										
Ben Stille DL	1-1	2	-	2-4										
Cam Taylor-Britt CB	2-0	2	2-16	-										
Alex Davis LB	2-0	2	-	2-5										
JoJo Domann LB	1-1	2	2-7	-										
Will Honas LB	1-1	2	1-7	1-0										
Marquel Dismuke DB	1-0	1	1-4	-										
Carlos Davis DL	1-0	1	-	1-12										
Deontre Thomas DL	0-1	1	1-1	-										
Lamar Jackson CB	1-0	1	1-4	-										
Mohamed Barry LB	1-0	1	-	1-7										
Caleb Tannor LB	1-0	1	-	1-6										

SACKS	UA-A	TOTAL	USA	COLO	NIU	ILL	OSU	NW	MINN	IND	PUR	WIS	MD	IOWA
Will Honas LB	1-0	1.0	1.0-7	-										
Carlos Davis DL	1-0	1.0	-	1.0-12										
Cam Taylor-Britt CB	1-0	1.0	1.0-12	-										
Khalil Davis DL	1-0	1.0	1.0-9	-										
Lamar Jackson CB	1-0	1.0	1.0-4	-										
Caleb Tannor LB	1-0	1.0	-	1.0-6										
Mohamed Barry LB	1-0	1.0	-	1.0-7										

INT RETURNS	NO-YDS	USA	COLO	NIU	ILL	OSU	NW	MINN	IND	PUR	WIS	MD	IOWA
Eric Lee Jr.	2-38	2-38	-										
Cam Taylor-Britt	1-48	1-48	-										
Lamar Jackson	1-1	-	1-1										

FUMBLES RECOVERED	NO	USA	COLO	NIU	ILL	OSU	NW	MINN	IND	PUR	WIS	MD	IOWA
Alex Davis	1	1											
Carlos Davis	1	1											

FUMBLES RECOVERED	NO	USA	COLO	NIU	ILL	OSU	NW	MINN	IND	PUR	WIS	MD	IOWA
Luke Reimer	1	DNP	1										
Alex Davis	1	1	-										
Carlos Davis	1	1	-										

FUMBLES RETURNS	NO-YDS	USA	COLO	NIU	ILL	OSU	NW	MINN	IND	PUR	WIS	MD	IOWA
Carlos Davis	1-3	1-3	-										

TEAM GAME BY GAME

DATE	OPPONENT	----RUSHING----				----RECEIVING----				-----PASSING-----				----KICK RET-----				----PUNT RET-----				TOTAL OFF.	
		NO.	YDS	TD	LG	NO.	YDS	TD	LG	CMP-ATT	INT	YDS	TD	LG	NO	YDS	TD	LG	NO	YDS	TD		LG
Aug. 31	SOUTH ALABAMA	44	98	2	16	13	178	0	42	13-22	1	178	0	42	3	77	0	39	4	80	1	76	276
Sept. 7	at Colorado	46	179	2	40	16	290	2	75	16-26	1	290	2	75	0	0	0	0	0	0	0	0	469
	Totals	90	277	4	40	29	468	2	75	29-48	2	468	2	75	3	77	0	39	4	80	1	76	74
	Opponent	81	172	3	18	47	606	4	96	47-76	4	606	4	96	6	128	0	54	2	4	0	4	778

DATE	OPPONENT	-----TACKLES-----				---SACKS---		---FUMBLE---		INT-YDS	QBH	PBU	BLKD KICK	---KICKS---XPTS-----				RCV	SAF	PTS		
		SOL	AST	TOT	TFL-YDS	NO-YDS	FF	FR-YDS	ATT-MAD					RUN	AVG	TB	OB					
Aug. 31	SOUTH ALABAMA	39	42	81	9.0-49	4.0-32	2	2-3	3-86	2	4	0	5-5	0	0	0	0	0	0	0	0	3
Sept. 7	at Colorado	56	4	60	10.0-47	3.0-25	2	1-0	1-1	3	2	0	4-4	0	0	0	0	0	0	0	0	31
	Totals	95	46	141	19.0-96	7.0-57	4	3-3	4-87	5	6	0	9-9	0	0	0	0	0	0	0	0	66
	Opponent	83	52	135	12.0-58	8.0-50	4	4-0	2-18	2	3	1	7-7	0	0	0	0	0	0	0	0	55

DATE	OPPONENT	-----PUNTING-----										----FIELD GOALS----		-----KICKOFFS-----					
		NO	YDS	AVG	LG	BLK	TB	FC	50+	I20	ATT-MADE	LG	BLKD	NO	YDS	AVG	TB	OB	
Aug. 31	SOUTH ALABAMA	6	273	45.5	54	0	1	0	2	3	1-0	0	1	6	350	58.3	1	0	
Sept. 7	at Colorado	5	231	46.2	51	0	0	0	1	2	2-1	26	0	6	387	64.5	5	0	
	Totals	11	504	45.8	54	0	1	0	3	5	3-1	26	1	12	737	61.4	6	0	
	Opponent	13	558	42.9	60	0	1	5	2	6	2-2	34	0	10	642	64.2	7	0	

OPPONENT GAME BY GAME

DATE	OPPONENT	----RUSHING----				----RECEIVING----				-----PASSING-----				----KICK RET-----				----PUNT RET-----				TOTAL OFF.	
		NO.	YDS	TD	LG	NO.	YDS	TD	LG	CMP-ATT	INT	YDS	TD	LG	NO	YDS	TD	LG	NO	YDS	TD		LG
Aug. 31	SOUTH ALABAMA	44	83	1	15	19	231	2	36	19-35	3	231	2	36	5	74	0	17	1	0	0	0	314
Sept. 7	at Colorado	37	89	2	18	28	375	2	96	28-41	1	375	2	96	1	54	0	54	1	4	0	4	464
	Opponent totals	81	172	3	18	47	606	4	96	47-76	4	606	4	96	6	128	0	54	2	4	0	4	778
	Nebraska	90	277	4	40	29	468	2	75	29-48	2	468	2	75	3	77	0	39	4	80	1	76	745

DATE	OPPONENT	-----TACKLES-----				---SACKS---		---FUMBLE---		INT-YDS	QBH	PBU	BLKD KICK	---KICKS---XPTS-----				RCV	SAF	PTS		
		SOL	AST	TOT	TFL-YDS	NO-YDS	FF	FR-YDS	ATT-MAD					RUN	AVG	TB	OB					
Aug. 31	SOUTH ALABAMA	36	38	74	5.0-24	2.0-17	1	2-0	1-18	1	1	1	3-3	0	0	0	0	0	0	0	0	21
Sept. 7	at Colorado	46	16	62	7.0-34	6.0-33	3	2-0	1-0	1	2	0	4-4	0	0	0	0	0	0	0	0	34
	Opponent totals	83	52	135	12.0-58	8.0-50	4	4-0	2-18	2	3	1	7-7	0	0	0	0	0	0	0	0	55
	Nebraska	95	46	141	19.0-96	7.0-57	4	3-3	4-87	5	6	0	9-9	0	0	0	0	0	0	0	0	66

DATE	OPPONENT	-----PUNTING-----										----FIELD GOALS----		-----KICKOFFS-----					
		NO	YDS	AVG	LG	BLK	TB	FC	50+	I20	ATT-MADE	LG	BLKD	NO	YDS	AVG	TB	OB	
Aug. 31	SOUTH ALABAMA	7	287	41.0	57	0	2	1	1	0-0	0	0	4	252	63.0	1	0		
Sept. 7	at Colorado	6	271	45.2	60	0	1	3	1	5	2-2	34	0	6	390	65.0	6	0	
	Opponent totals	13	558	42.9	60	0	1	5	2	6	2-2	34	0	10	642	64.2	7	0	
	Nebraska	11	504	45.8	54	0	1	0	3	5	3-1	26	1	12	737	61.4	6	0	

TEAM COMPARISON

OPPONENT	SCORE	1ST DNS (RUN/PASS/PEN.)	RUSHING	PASSING	PASS YDS	TOTAL OFFENSE	RET YDS	T/O
SOUTH ALABAMA	35-21	15/19 (6/6; 8/11; 1/2)	44-98/44-83	13-22-1/19-35-3	178/231	66-276/79-314	246/92	3/5
Colorado	31-34	19/22 (9/8; 8/13; 2/1)	46-179/37-89	16-26-1/28-41-1	290/375	72-469/78-464	1/58	3/2
Totals	66-55	34/41 (15/14; 16/24; 3/3)	90-277/81-172	29-48-2/47-76-4	468/606	138-745/157-778	247/150	6/7

Note: Game totals are displayed in the format NEBRASKA/OPPONENT for each category

OPPONENT	3RD DOWN	4TH DOWN	TIME POSS	MARGIN	YDS/RUSH	YDS/PASS	YDS/PLAY	PUNTING	PENALTIES
SOUTH ALABAMA	6-15/7-17	1-2/0-1	25:47/34:13	-8:26	2.2/1.9	8.1/6.6	4.2/4.0	6-45.5/7-41.0	8-64/7-44
Colorado	5-15/6-17	1-1/2-2	29:24/30:36	-1:12	3.9/2.4	11.2/9.1	6.5/5.9	5-46.2/6-45.2	7-65/9-65
TOTALS	11-30/13-34	2-3/2-3	55:11/64:49	-9:38	3.1/2.1	9.8/8.0	5.4/5.0	11-45.8/13-42.9	129/109

Note: Game totals are displayed in the format NEBRASKA/OPPONENT for each category

NEBRASKA RED ZONE CHART

NEBRASKA INSIDE OPPONENT RED-ZONE

DATE	OPPONENT	SCORE	TIMES IN RZ	TIMES SCORED	PTS	TOTAL TDS	RUSH TDS	PASS TDS	-----FGs-----	MADE	MISS	----- FAILED TO SCORE -----	DOWN	INT	FUMB	INSIDE RZ	-----
Aug. 31	South Alabama	W, 35-21	3	2	14	2	2	0	0	1	0	0	0	0	0	0	0
Sept. 7	at Colorado	L, 31-34	3	3	17	2	2	0	1	0	0	0	0	0	0	0	0
Totals			6	5	31	4	4	0	1	1	0	0	0	0	0	0	0
			5 of 6 (83.3%)														

OPPONENT INSIDE NEBRASKA RED-ZONE

DATE	OPPONENT	SCORE	TIMES IN RZ	TIMES SCORED	PTS	TOTAL TDS	RUSH TDS	PASS TDS	-----FGs-----	MADE	MISS	----- FAILED TO SCORE -----	DOWN	INT	FUMB	INSIDE RZ	-----
Aug. 31	South Alabama	W, 35-21	4	3	21	3	1	2	0	0	0	0	1	0	0	0	0
Sept. 7	at Colorado	L, 31-34	4	4	20	2	2	0	2	0	0	0	0	0	0	0	0
Totals			8	7	41	5	3	2	2	0	0	0	1	0	0	0	0
			7 of 8 (87.5%)														

NEBRASKA & OPPONENT LONG PLAYS & DRIVE INFORMATION

LONG SEASON PLAYS (20 OR MORE YARDS)

	[-----NEBRASKA-----]				[-----OPPONENT-----]			
	RUSH	PASS	RET	TOT	RUSH	PASS	RET	TOT
South Alabama	0	1	4	5	0	4	0	4
Colorado	1	6	0	7	0	4	1	5
Total	1	7	4	12	0	8	1	9

OPPONENT LONG PLAYS 9; 0 RUNS; 8 PASSES; 1 RETURNS

YDS	OPPONENT	PLAY	RESULT
96	Colorado	Pass (Montez-Nixon)	Touchdown
57	Colorado	Pass (Montez-Jackson)	1st-10
54	Colorado	KOR (Shenault)	Turnover
36	South Alabama	Pass (Johnson-Sutherland)	1st-10
27	South Alabama	Pass (Johnson-Minter)	1st-10
27	South Alabama	Pass (Johnson-Tolbert)	1st-10
26	Colorado	Pass (Montez-Brown)	Touchdown
25	South Alabama	Pass (Johnson-Baker)	1st-1
21	Colorado	Pass (Montez-Nixon)	1st-10

LONG DRIVE SUPERLATIVES

	NEBRASKA	OPPONENT
Most Yards (Result)	96 at Colorado (TD)	96 at Colorado (TD)
Most Plays (Result)	13 at Colorado (TD)	12 at Colorado (Punt)
Most Time (Result)	6:53 at Colorado (TD)	7:18 at Colorado (Punt)

NEBRASKA LONG PLAYS (12; 1 RUNS; 7 PASSES; 4 RETURNS)

YDS	OPPONENT	PLAY	RESULT
76	South Alabama	PR (Spielman)	Touchdown
75	Colorado	Pass (Martinez-Washington)	Touchdown
65	Colorado	Pass (Martinez-Spielman)	Touchdown
48	South Alabama	IR (Taylor-Britt)	1st-10
42	South Alabama	Pass (Martinez-Stoll)	1st-Goal
40	Colorado	Run (Washington)	1st-10
39	South Alabama	KOR (Robinson)	1st-10
38	South Alabama	IR (Lee Jr.)	Touchdown
28	Colorado	Pass (Martinez-Washington)	1st-10
25	Colorado	Pass (Martinez-Robinson)	1st-10
21	Colorado	Pass (Martinez-Spielman)	1st-10
20	Colorado	Pass (Martinez-Mills)	1st-10

GAME-OPENING DRIVES

OPPONENT	[-----NEBRASKA-----]			[-----OPPONENT-----]		
	PTS.	1ST DWN	YDS	PTS.	1ST DWN	YDS
South Alabama	7	3	81	0	1	23
at Colorado	7	3	96	0	3	33

SECOND-HALF OPENING DRIVES

OPPONENT	[-----NEBRASKA-----]			[-----OPPONENT-----]		
	PTS.	1ST DWN	YDS	PTS.	1ST DWN	YDS
South Alabama	0	2	34	0	1	17
at Colorado	0	1	9	0	2	30

NEBRASKA & OPPONENT SCORING DRIVES, MISCELLANEOUS STATS

SCORING DRIVES

GAME	SCORING DRIVES	[----TIME-----]		[--PLAYS--]		5 OR LESS	1 OR 0
		TOT	AVG.	TOT	AVG.		
South Alabama	5	6:55	1:23	21	4.20	3	3
Colorado	5	14:40	2:56	32	6.40	2	1
TOTAL	10	21:35	2:09	53	5.3	5	4
OPPONENTS	9	16:59	1:53	52	5.78	4	1

PENALTY NUMBERS

	NU PEN.-YDS.	OPP. PEN.-YDS
South Alabama	8-64	7-44
Colorado	7-65	9-65
TOTAL (AVG. PER PEN.)	15-129 (8.6)	16-109 (6.8)
AVG.-GAME	7.5-64.5	8.0-54.5

NEBRASKA SCORING DRIVES

OPPONENT	[---DRIVE---					
	PLAYS	YDS	TIME	SCORE	QTR./TIME	PLAY
South Alabama	9	81	2:41	7-0	1st/12:19	Mills 1-yd. run
South Alabama	12	42	4:24	14-7	2nd/9:15	Mills 1-yd. run
South Alabama	0	0	0:00	21-7	3rd/13:11	Lee Jr. 38-yd. interception return
South Alabama	0	0	0:00	28-7	3rd/6:47	Spielman 76-yd. punt return
South Alabama	0	0	0:00	35-21	4th/14:54	Davis 0-yd. fumble recovery
Colorado	5	96	1:40	7-0	1st/6:02	Spielman 65-yd. pass from Martinez
Colorado	13	95	6:53	14-0	2nd/6:37	Martinez 5-yd. run
Colorado	6	34	2:59	17-0	2nd/2:47	Armstrong 26-yd. FG
Colorado	1	75	0:13	24-14	4th/14:22	Washington 75-yd. pass from Martinez
Colorado	8	75	2:41	31-24	4th/5:49	Martinez 6-yd. run

NEBRASKA POINTS OFF TURNOVERS

GAME	TOs GAINED	TD	FG-FGA	PTS. (NU FUM./LOST, INT)
South Alabama	5 (2/2 F/L, 3 INT)	2	0-0	14 3 (4/2 F/L, 1 INT)
Colorado	2 (2/1 F/L, 1 INT)	0	1-1	3 3 (3/2 F/L, 1 INT)
TOTAL	7 (4/3 F/L, 4 INT)	2	1-1	17 6 (7/4 F/L, 2 INT)
OPPONENTS	6 (7/4 F/L, 2 INT)	2	1-1	17 7 (4/3 F/L, 4 INT)

STARTING FIELD POSITION*

GAME	NU AVG. START <small>(yards/drives/in 20/past 50)</small>	OPP. AVG. START <small>(yards/drives/in 20/past 50)</small>	NU DIFF.
South Alabama	33.6 (470/14/2/3)	30.4 (486/16/4/2)	+3.2
Colorado	22.1 (309/14/4/1)	31.4 (440/14/3/2)	-9.3
Total	27.8 (779/28/6/4)	30.9 (926/30/7/4)	-3.1

*does not include drives with time of 0:00 (i.e. defensive and special teams touchdowns, end of half turnovers, overtime, etc.)

OPPONENT SCORING DRIVES

OPPONENT	[---DRIVE---					
	PLAYS	YDS	TIME	SCORE	QTR./TIME	PLAY
South Alabama	9	41	3:10	7-7	1st/5:32	Johnson 3-yd. run
South Alabama	3	13	1:24	14-28	3rd/6:47	Flenord 9-yd. pass from Johnson
South Alabama	6	58	2:42	21-28	3rd/2:17	Taylor 9-yd. pass from Johnson
Colorado	8	64	2:24	7-17	3rd/1:42	Mangham 11-yd. run
Colorado	1	96	0:14	14-17	4th/14:36	Nixon 96-yd. pass from Montez
Colorado	5	75	1:50	21-24	4th/12:19	Mangham 7-yd. run
Colorado	7	17	2:20	24-24	4th/8:30	Stefanou 20-yd. FG
Colorado	10	71	3:07	31-31	4th/0:46	Brown 26-yd. pass from Montez
Colorado	5	8	0:00	31-34	OT	Stefanou 34-yd. FG

INDIVIDUAL CAREER/SEASON SUPERLATIVES

SEASON AND CAREER, MOST PASSING YARDS			SEASON AND CAREER, LONGEST PASS	
PLAYER	2019	CAREER	2019	CAREER
Adrian Martinez	290 at Colorado	384 vs. Wisconsin, 2018	75* at Colorado (Washington)	75* 2x (at Wis, '18, at CU, '19)
Andrew Bunch	none	177 vs. Troy, 2018	none	33 vs. Troy (Morgan)
Noah Vedral	none	29 vs. Beth.-Cookman, 2018	none	21 vs. Beth.-Cookman (Jones)

*-Indicates touchdown pass

SEASON AND CAREER, MOST RECEIVING YARDS			SEASON AND CAREER, LONGEST CATCH	
PLAYER	2019	CAREER	2019	CAREER
Austin Allen	8 vs. So. Alabama	41 at Ohio State, 2018	8 vs. So. Ala. (Martinez)	41 at Ohio State (Martinez)
Jaylin Bradley	none	31 at Purdue, 2017	none	13 at Purdue, 2017 (Lee)
Miles Jones	none	21 vs. Beth.-Cookman, 2018	none	21 vs. Beth.-Cookman, 2018 (Vedral)
Katerian Legrone	none	8 vs. Beth.-Cookman, 2018	none	8 vs. Beth.-Cookman, 2018 (Vedral)
Wyatt Mazour	13 vs. So. Alabama	21 at Michigan, 2018	13 vs. So. Ala. (Martinez)	21 at Michigan, 2018 (Bunch)
Jaevon McQuitty	6 vs. So. Alabama	same	6 vs. So. Ala. (Martinez)	same
Dedrick Mills	21 at Colorado	same	20 at Colorado (Martinez)	same
Kurt Rafdal	none	26 vs. Troy, 2018	none	26 vs. Troy, 2018 (Martinez)
Wan'Dale Robinson	35 at Colorado	same	25 at Colorado (Martinez)	same
JD Spielman	112 at Colorado	209 vs. Wisconsin, 2018	75 at Colorado (Martinez)	77* vs. Ohio State, 2017 (Lee)
Jack Stoll	66 vs. So. Alabama	same	42 vs. So. Ala. (Martinez)	same
Kade Warner	none	23 vs. Michigan State, 2018	none	14 vs. Mich. St., 2018 (Martinez)
Maurice Washington	118 at Colorado	Same	75* at Colorado	Same
Mike Williams	none	41 at Northwestern, 2018	none	21 at Northwestern, 2018 (Martinez)
Jaron Woodyard	none	10 vs. Purdue, 2018	none	10 vs. Purdue, 2018 (Martinez)

*-Indicates touchdown scored

SEASON AND CAREER, MOST RUSHING YARDS			SEASON AND CAREER, LONGEST RUN	
PLAYER	2018	CAREER	2018	CAREER
Jaylin Bradley	none	42 at Purdue, 2017	none	20 at Purdue, 2017
Andrew Bunch	none	23 at Michigan, 2018	none	23 at Michigan, 2018
Adrian Martinez	66 at Colorado	125 vs. Minnesota, 2018	17 at Colorado	53 vs. Minnesota, 2018
Wyatt Mazour	12 vs. So. Alabama	55 vs. Beth.-Cookman, 2018	7 vs. So. Alabama	18 vs. Bethune-Cookman, 2018
Dedrick Mills	44 vs. So. Alabama	same	13 vs. So. Alabama	same
Wan'Dale Robinson	21 vs. So. Alabama	same	10 vs. So. Alabama	same
JD Spielman	8 at Colorado	45 vs. Northwestern, 2017	8 at Colorado	40 vs. Northwestern, 2017
Noah Vedral	none	13 vs. Beth.-Cookman, 2018	none	20* vs. Bethune-Cookman, 2018
Kade Warner	none	4 vs. Illinois, 2018	none	4 vs. Illinois, 2018
Maurice Washington	77 at Colorado	104 vs. Minnesota, 2018	40 at Colorado	49 vs. Illinois, 2018

*-Indicates touchdown scored

SEASON AND CAREER, MOST TACKLES, TFLS AND SACKS						
PLAYER	TACKLES (2019)	CAREER	TFL (2019)	CAREER	SACKS (2019)	CAREER
Avery Anderson	none	1 three times	none	none	none	none
Fyn Anderson	none	1 vs. BCU, 2018	none	none	none	none
Mohamed Barry	12 vs. So. Alabama	12 vs. CU, 2018; So. Ala, 2019	1 at Colorado	3 twice	1.0 at Colorado	1.0 three times
Brody Belt	1 vs. So. Alabama	same	none	none	none	none
Dicaprio Bootle	3 at Colorado	7 vs. Purdue, 2018	none	1 vs. Ohio State, 2017	none	none
Tony Butler	1 vs. So. Alabama	1 three times	none	none	none	none
Ethan Cox	none	1 vs. BCU, 2018	none	none	none	none
Braxton Clark	none	1 vs. BCU, 2018	none	none	none	none
Damion Daniels	3 vs. So. Alabama	4 vs. BCU, 2018	none	1 vs. BCU, 2018	none	none
Darrion Daniels	4 vs. So. Alabama	same	none	same	none	same
Alex Davis	2 at Colorado	4 vs. Northwestern, 2017	2 at Colorado	2 vs. Iowa, 2017; at CU, '19	none	1.0 at Penn State, 2017
Carlos Davis	4 vs. So. Alabama	6 twice	1 at Colorado	2 at Illinois, 2017	1.0 at Colorado	1.0 five times
Khalil Davis	5 at Colorado	7 vs. Purdue, 2018	2 at Colorado	2 7x, last at Colo., 2019	1.0 vs. So. Alabama	2.0 vs. Colorado, 2018
Marquel Dismuke	6 at Colorado	9 vs. Wisconsin, 2017	1 vs. So. Alabama	same	none	none
JoJo Domann	4 vs. So. Alabama	7 at Ohio State, 2018	none	1 at Ohio State, 2018	none	1.0 at Ohio State, 2018
Tyrin Ferguson	1 at Colorado	10 vs. Colorado, 2018	none	2 vs. Colorado, 2018	none	1.0 vs. Colorado, 2018
Will Honas	9 at Colorado	Same	1 vs. So. Ala., at CU	1 three times	1.0 vs. So. Alabama	same
Lamar Jackson	3 vs. So. Alabama	8 at Purdue, 2017	1 vs. So. Alabama	2 vs. Fresno State, 2016	1.0 vs. So. Alabama	1.0 vs. Fresno St., 2016
Reid Karel	1 vs. So. Alabama	same	none	none	none	none
Eric Lee Jr.	5 at Colorado	7 vs. Arkansas St., 2017	none	1 twice	none	1 at Ohio St., 2016
Collin Miller	6 at Colorado	Same	1 at Colorado	none	none	none
DaiShon Neal	none	2 at Michigan, 2018	none	none	none	none
Garrett Nelson	1 vs. So. Alabama	none	none	none	none	none
Ben Stille	4 vs. So. Alabama	4 five times	2 at Colorado	3 at Illinois, 2017	none	1.0 eight times
Jeremiah Stovall	1 vs. So. Alabama	2 three times	none	none	none	none
Isaiah Starbird	1 vs. So. Ala., at Colo.	same	none	none	none	none
Eli Sullivan	4 vs. So. Alabama	same	none	none	none	none
Caleb Tannor	3 vs. So. Alabama	same	1 at Colorado	1 vs. Illinois, '18; at CU, '19	1.0 at Colorado	1.0 vs. Ill., '18; at CU, '19
Cam Taylor-Britt	5 vs. So. Ala., at Colo.	same	2 vs. So. Alabama	same	1.0 vs. So. Alabama	same
Deontre Thomas	3 vs. So. Alabama	3 four times	1 vs. So. Alabama	same	none	none
Chris Walker	none	1 vs. BCU, 2018	none	none	none	none
Deontai Williams	2 vs. So. Alabama	5 at Wisconsin, 2018	none	1 at Iowa, 2018	none	none

NEBRASKA STATISTICAL HIGHS AND LOWS

NEBRASKA TOTALS	HIGHS	LOWS
Points Scored	35 vs. South Alabama	31 at Colorado
First Downs	19 at Colorado	15 vs. South Alabama
Rushing Attempts	46 at Colorado	44 vs. South Alabama
Rushing Yards	179 at Colorado	98 vs. South Alabama
Passes Attempted	26 at Colorado	22 vs. South Alabama
Passes Completed	16 at Colorado	13 vs. South Alabama
Had Intercepted	1 vs. South Alabama, at Colorado	1 vs. South Alabama, at Colorado
Passing Yards	290 at Colorado	178 vs. South Alabama
Total Plays	72 at Colorado	66 vs. South Alabama
Total Yards	469 at Colorado	276 vs. South Alabama
Possession Time	29:32 at Colorado	25:47 vs. South Alabama
Fumbles	4 vs. South Alabama	3 at Colorado
Fumbles Lost	2 vs. South Alabama; at Colorado	2 vs. South Alabama; at Colorado
Turnovers	3 vs. South Alabama; at Colorado	3 vs. South Alabama; at Colorado
Turnover Margin	+2 vs. South Alabama	-1 at Colorado
Penalties	8 vs. South Alabama	7 at Colorado
Yards Penalized	65 at Colorado	64 vs. South Alabama
Sacks By-Yards Lost	4.0-32 vs. South Alabama	3.0-25 at Colorado
Team Tackles for Loss-Yards	10-47 at Colorado	9-49 vs. South Alabama

NEBRASKA INDIVIDUAL OFFENSIVE HIGHS

Most Rushing Attempts	19; Adrian Martinez at Colorado
Most Net Rushing Yards	77; Maurice Washington at Colorado
Most Rushing TDs	2; Dedrick Mills vs. South Alabama; Adrian Martinez at Colorado
Longest TD Run	6; Adrian Martinez at Colorado
Longest Run, No TD	40; Maurice Washington at Colorado
Most Pass Attempts	26; Adrian Martinez at Colorado
Most Completed Passes	16; Adrian Martinez at Colorado
Most Passing Yards	290; Adrian Martinez at Colorado
Most Passing TDs	2; Adrian Martinez at Colorado
Longest TD Pass	75; Adrian Martinez to Maurice Washington at Colorado
Longest Pass, No TD	42; Adrian Martinez to Jack Stoll vs. South Alabama
Most Pass Receptions	5; JD Spielman at Colorado
Most Receiving Yards	112; JD Spielman at Colorado
Most TD Receptions	1; JD Spielman at Colorado; Maurice Washington at Colorado
Most Total Offense Attempts	45; Adrian Martinez at Colorado (19 rush, 26 passes)
Most Total Offense Yards	356; Adrian Martinez at Colorado (66 rush, 290 pass)
Most All-Purpose Attempts	19; Maurice Washington at Colorado (15 rushes, 4 receptions)
Most All-Purpose Yards	195; Maurice Washington at Colorado
Most Touchdowns Scored	2; Dedrick Mills vs. South Alabama; Adrian Martinez at Colorado

NEBRASKA INDIVIDUAL SPECIAL TEAMS HIGHS

Most Field Goals Attempted	1; Dylan Jorgensen vs. South Alabama; Isaac Armstrong at Colorado
Most Field Goals Made	1; Isaac Armstrong at Colorado
Longest Field Goal Made	29; Isaac Armstrong at Colorado
Longest Field Goal Attempted	49; Isaac Armstrong at Colorado
Longest Punt Return, TD	76; JD Spielman vs. South Alabama
Longest Punt Return, No TD	11; JD Spielman vs. South Alabama
Most Punt Return Yardage	80; JD Spielman vs. South Alabama
Longest Kickoff Return, TD	None
Longest Kickoff Return, No TD	39; Wan'Dale Robinson vs. South Alabama
Longest Blocked Punt, TD	None
Longest Blocked Field Goal Return	None
Most Kickoff Return Yardage	77; Wan'Dale Robinson vs. South Alabama
Most Punts	5; Isaac Armstrong vs. South Alabama (45.5 avg); at Colorado (46.2 avg)
Highest Punting Average	46.2; Isaac Armstrong at Colorado (5 punts)
Longest Punt	54; Isaac Armstrong vs. South Alabama
Most Blocked Field Goals	None
Most Blocked Punts	None
Most Blocked PAT	None

NEBRASKA INDIVIDUAL DEFENSIVE HIGHS

Most Total Tackles	12; Mohamed Barry vs. South Alabama (6 solo, 6 asst.)
Most Solo Tackles	7; Will Honas at Colorado (9 tackles)
Most Tackles for Loss	2; Five Times
Most Yards Lost	16; Cam Taylor-Britt vs. South Alabama (2 TFL)
Most Quarterback Sacks	1.0; Seven times
Most Yards Lost	12; Cam Taylor-Britt vs. South Alabama (1.0 sacks); Carlos Davis at Colorado (1.0 sacks)
Most Pass Breakups	2; Dicaprio Bootle vs. South Alabama
Most Interceptions	2; Eric Lee Jr. vs. South Alabama
Longest Interception TD Return	38; Eric Lee Jr. vs. South Alabama
Longest Interception Return, No TD	48; Cam Taylor-Britt vs. South Alabama
Longest Fumble TD Return	0; Alex Davis vs. South Alabama
Longest Fumble Return, No TD	3; Carlos Davs vs. South Alabama

OPPONENT STATISTICAL HIGHS AND LOWS

OPPONENT TOTALS	HIGHS	LOWS
Points Scored	34 at Colorado	21 vs. South Alabama
First Downs	22 at Colorado	19 vs. South Alabama
Rushing Attempts	44 vs. South Alabama	37 at Colorado
Rushing Yards	89 at Colorado	83 vs. South Alabama
Passes Attempted	41 at Colorado	35 vs. South Alabama
Passes Completed	28 at Colorado	19 vs. South Alabama
Had Intercepted	3 vs. South Alabama	1 at Colorado
Passing Yards	375 at Colorado	231 vs. South Alabama
Total Plays	79 vs. South Alabama	78 at Colorado
Total Yards	464 at Colorado	314 vs. South Alabama
Possession Time	34:13 vs. South Alabama	30:28 at Colorado
Fumbles	2 vs. South Alabama; at Colorado	2 vs. South Alabama; at Colorado
Fumbles Lost	2 vs. South Alabama	1 at Colorado
Turnovers	3 vs. South Alabama	2 at Colorado
Turnover Margin	+1 at Colorado	-3 vs. South Alabama
Penalties	9 at Colorado	7 vs. South Alabama
Yards Penalized	65 at Colorado	44 vs. South Alabama
Sacks By-Yards Lost	6-33 at Colorado	2-17 vs. South Alabama
Team Tackles for Loss-Yards	7-34 at Colorado	5-24 vs. South Alabama

OPPONENT INDIVIDUAL HIGHS

Most Yards Rushing	44; Jaren Mangham (Colorado)
Most Rushing Attempts	18; Cephus Johnson (South Alabama)
Most Yards Passing	375; Stevan Montez (Colorado)
Most Passing Attempts	41; Stevan Montez (Colorado)
Most Pass Completions	28; Stevan Montez (Colorado)
Most Pass Receptions	6; K.D. Dixon (Colorado)
Most Yards Receiving	148; K.D. Dixon (Colorado)

OPPONENT INDIVIDUAL LONGEST PLAYS

Rush	18; Alex Fontenot (Colorado)
Pass	96*; Stevan Montez to K.D. Nixon (Colorado)
Field Goal	34; James Stefanou (Colorado)
Punt Return	4; K.D. Dixon (Colorado)
Kickoff Return	54; Laviska Shenault (Colorado)
Fumble Return	0; Tra Minter (South Alabama)
Interception Return	18; A.J. DeShazor (South Alabama)
Punt	60; Alex Kinney (Colorado)

NO. 24 NEBRASKA 35, SOUTH ALABAMA 21

SCORE BY QUARTERS	1	2	3	4	FINAL
South Alabama	7	0	14	0	21
No. 24 Nebraska	7	7	14	7	35

SCORING SUMMARY

QTR	TEAM	TIME	SCORE
1st	NEB	12:19	Mills 1 yd run (Jorgensen kick)
1st	USA	05:32	Johnson 3 yd run (Onate kick)
2nd	NEB	09:15	Mills 1 yd run (Jorgensen kick)
3rd	NEB	13:11	Lee Jr. 38 yd INT return (Jorgensen kick)
3rd	NEB	11:32	Spielman 76 yd punt return (Jorgensen kick)
3rd	USA	06:47	Flenord 9 yd pass from Johnson (Onate kick)
3rd	USA	02:17	Taylor 13 yd pass from Johnson (Onate kick)
4th	NEB	14:53	Davis 0 yd fumble recovery (Jorgensen kick)

Lincoln (Aug. 31) - No. 24 Nebraska forced five South Alabama turnovers, and the Cornhuskers scored three non-offensive touchdowns in the second half to post a 35-21 victory.

Leading 14-7 at halftime, the Husker defense and special teams accounted for all three second-half scores, marking the first time since 2005 that NU had scored at least three non-offensive touchdowns in a game.

On the first drive of the second half, Eric Lee Jr. intercepted a Cephus Johnson pass and returned it 38 yards for a score to push the margin to 14. The interception was the first of the Lee's career and the first defensive touchdown by the Blackshirts since 2017. After a three-and-out, JD Spielman fielded a punt, made a pair of Jaguar defenders miss and went 76 yards for his second career punt return touchdown to make it 28-7 less than four minutes into the second half.

South Alabama pulled to with 28-21 and had the ball to start the fourth quarter, but another defensive play gave NU some breathing room. Cam Taylor-Britt sacked Johnson, who coughed up the ball. Alex Davis recovered it in the end zone for a touchdown to make it 35-21.

In the game, Nebraska managed just 276 total yards, including just 66 in the second half. South Alabama produced 314 total yards on 79 plays, including 222 yards on 47 plays after halftime.

The Huskers looked sharp early on, going 81 yards on nine plays, as Jack Stoll's 42-yard reception to the USA 5-yard line set up Dedrick Mills' first TD three plays later. Stoll finished with three catches for 66 yards, as Adrian Martinez completed 13-of-22 passes for 178 yards in the win.

The teams traded touchdowns, as Johnson led the Jaguars 41 yards in nine plays, scoring from three yards out midway through the first quarter. The Huskers regained a 14-7 advantage midway through the second quarter as Mills scored from one yard out.

Senior linebacker Mohamed Barry led the Blackshirts with 12 tackles, while Taylor-Britt added five tackles, including two tackles for 16 yards lost. He also hauled in his first career interception and returned it 48 yards in the second half. Lee pitched in four tackles and the first two interceptions of his career while adding a breakup. As a team, NU produced 10 tackles for 49 yards lost, including four sacks for 32 yards.

TEAM STATISTICS

	USA	NEB
FIRST DOWNS	19	15
RUSHES-YARDS (NET)	44-83	44-98
PASSING YDS (NET)	231	178
Passes Att-Comp-Int	35-19-3	22-13-1
TOTAL OFFENSE PLAYS-YARDS	79-314	66-276
Fumble Returns-Yards	0-0	1-3
Punt Returns-Yards	1-0	4-80
Kickoff Returns-Yards	5-74	3-77
Interception Returns-Yards	1-18	3-86
Punts (Number-Avg)	7-41.0	6-45.5
Fumbles-Lost	2-2	4-2
Penalties-Yards	7-44	8-64
Possession Time	34:13	25:47
Third-Down Conversions	7 of 17	6 of 15
Fourth-Down Conversions	0 of 1	1 of 2
Red-Zone Scores-Chances	3-4	2-3
Sacks By: Number-Yards	2-17	4-32

RUSHING: USA-Tra Minter 10-37; Kawaan Baker 5-27; Cephus Johnson 18-9; Terrion Avery 3-8; Jared Wilson 4-7; Team 1--2; Carlos Davis 3--3. **NEB-**Dedrick Mills 15-44; Maurice Washington 6-39; Wan'Dale Robinson 4-21; Wyatt Mazour 4-12; Adrian Martinez 13-6; TEAM 2--24

PASSING: USA-Cephus Johnson 19-34-2-231-2; Tylan Morton 0-1-1-0-0; **NEB-**Adrian Martinez 13-22-1-178-0.

RECEIVING: USA- Tra Minter 5-47; Kawaan Baker 4-59; Cade Sutherland 4-53; Jalen Tolbert 2-38; Davyn Flenord 2-16; Khameron Taylor 1-13; Devin Voisin 1-5. **NEB-**Jack Stoll 3-66; Wan'Dale Robinson 3-33; JD Spielman 2-36; Wyatt Mazour 1-13; Maurice Washington 1-13; Austin Allen 1-8; Jaevon McQuitty 1-6; Dedrick Mills 1-3.

INTERCEPTIONS: USA- A.J DeShazor 1-18. **NEB-**Eric Lee Jr. 2-38; Cam Taylor-Britt 1-48

FUMBLES: USA-Cephus Johnson 2-2. **NEB-**Dedrick Mills 1-1; TEAM 1-0; JD Spielman 1-1; Wan'Dale Robinson 1-0.

TACKLES: USA-Nick Mobley 2-10. **NEB-**Mohamed Barry 6-6

COLORADO 34, NO. 25 NEBRASKA 31 (OT)

SCORE BY QUARTERS	1	2	3	4	OT	FINAL
Nebraska	7	10	0	14	0	31
Colorado	0	0	7	24	3	34

SCORING SUMMARY

QTR	TEAM	TIME	SCORE
1st	NEB	06:02	Spielman 65 yd pass from Martinez (Armstrong kick)
2nd	NEB	06:37	Martinez 5 yd run (Armstrong kick)
2nd	NEB	02:47	Armstrong 26 yd field goal
3rd	COLO	01:42	Mangham 11 yd run (Stefanou kick)
4th	COLO	14:22	Nixon 96 yd pass from Montez (Stefanou kick)
4th	NEB	14:09	Washington 75 yd pass from Martinez (Armstrong kick)
4th	COLO	12:19	Mangham 7 yd run (Stefanou kick)
4th	COLO	08:30	Stefanou 20 yd field goal
4th	NEB	05:49	Martinez 6 yd run (Armstrong kick)
4th	COLO	00:46	Brown 26 yd pass from Montez (Stefanou kick)
OT	COLO	15:00	Stefanou 34 yd field goal

Boulder, Colo. (Sept. 7) - Colorado scored 31 second-half points to overcome a 17-0 deficit, while James Stefanou's 34-yard field goal on the first possession of overtime gave the Buffaloes a 34-31 win over Nebraska.

Nebraska had a chance to tie in the extra session, but NU could not muster a first down before punter Isaac Armstrong's 48-yard field goal fell short.

NU controlled the first half, building a 17-point lead while out-gaining Colorado 266-84, but could not sustain the momentum.

Colorado broke into the scoring column late in the third quarter with an 11-yard touchdown run from Jaren Mangham to make it 17-7. After an Armstrong punt pinned CU at its 4-yard line, Steven Montez connected with K.D. Nixon on a 96-yard flea-flicker touchdown to pull the Buffs within 17-14.

Nebraska quickly answered, as Adrian Martinez connected with Maurice Washington on a 75-yard touchdown pass to make it 24-14.

Colorado kept coming, producing an answer of its own with a five-play, 75-yard drive that was capped by Mangham's second touchdown run - this time from seven yards out to make it 24-21. CU then came up with a big defensive play, forcing a Martinez fumble, but the Blackshirts held CU out of the end zone before Stefanou's 20-yard field goal tied the score at 24 with 8:30 left.

Martinez and the Husker offense then found an answer of their own, covering 75 yards in eight plays and 2:55, capped by Martinez's six-yard touchdown run to move back in front at 31-24 with 5:49 left.

Colorado had one final chance, going 75 yards for the driving touchdown as Montez found Tony Brown for a 26-yard scoring strike to tie the game with 46 seconds left.

Early on, Nebraska was in control, as NU went 96 yards on the first drive to take a 7-0 lead after Martinez found Spielman for a 65-yard touchdown. Spielman finished with five catches for 112 yards. Nebraska went on another long march midway through the second quarter, going 95 yards in 13 plays capped by a Martinez five-yard TD run.

The Blackshirts forced a turnover on Lamar Jackson's interception on CU's next series which Nebraska turned into a 26-yard Armstrong field goal to make it 17-0.

TEAM STATISTICS

	NEB	COLO
FIRST DOWNS	19	22
RUSHES-YARDS (NET)	46-179	37-89
PASSING YDS (NET)	290	375
Passes Att-Comp-Int	26-16-1	41-28-1
TOTAL OFFENSE PLAYS-YARDS	72-469	78-464
Fumble Returns-Yards	0-0	0-0
Punt Returns-Yards	0-0	1-4
Kickoff Returns-Yards	0-0	1-54
Interception Returns-Yards	1-1	1-0
Punts (Number-Avg)	5-46.2	6-45.2
Fumbles-Lost	3-2	2-1
Penalties-Yards	7-65	9-65
Possession Time	29:24	30:36
Third-Down Conversions	5 of 15	6 of 17
Fourth-Down Conversions	1 of 1	2 of 2
Red-Zone Scores-Chances	3-3	4-4
Sacks By: Number-Yards	3-25	6-33

RUSHING: COLO- Jaren Mangham 11-44; Alex Fontenot 10-42; Jaylon Jackson 1-14; Dimitri Stanley 1-8; Laviska Shenault 3-6; TEAM 1--1; K.D.Nixon 1--3; Tony Brown 1--4; Steven Montez 8--17. **NEB-**Maurice Washington 15-77; Adrian Martinez 19-66; Dedrick Mills 8-24; Wan'Dale Robinson 2-9 JD Spielman 1-8; TEAM 1--5

PASSING: COLO-Steven Montez 28-41-1-375-2. **NEB-**Adrian Martinez 16-26-1-290-2

RECEIVING: COLO-K.D. Nixon 6-148; Tony Brown 5-60; Laviska Shenault 5-31; Brady Russell 4-31; Alex Fontenot 4-20; Dimitri Stanley 2-17; Jaylon Jackson 1-57; Jaren Mangham 1-11. **NEB-**JD Spielman 5-112; Maurice Washington 4-118; Wan'Dale Robinson 3-35; Dedrick Mills 2-21; Jack Stoll 2-4.

INTERCEPTIONS: COLO-Chris Miller 1-0. **NEB-**Lamar Jackson 1-1

FUMBLES: COLO-Laviska Shenault 1-1; Brady Russell 1-0. **NEB-**Adrian Martinez 3-2

TACKLES: COLO-Nate Landman 9-5. **NEB-**Will Honas 7-2