

NEBRASKA

2018 FOOTBALL GAME NOTES



NEBRASKA (3-7, 2-5) vs. MICHIGAN STATE (6-4, 4-3)

SATURDAY, NOV. 17, 2018 • 11 A.M. CT • LINCOLN, NEB.

MEMORIAL STADIUM/TOM OSBORNE FIELD • CAPACITY: 85,458 • SURFACE: FIELDTURF



THIS WEEK'S MATCHUP

Nebraska finishes its 2018 home schedule on Saturday by welcoming Michigan State to Memorial Stadium. The Big Ten clash is set to kick off shortly after 11 a.m. CT and will be televised by FOX. The game can also be heard on the IMG Husker Sports Network.

Nebraska enters the game at 3-7 overall and 2-5 in Big Ten play, and is coming off a 54-35 victory over Illinois on Saturday in Lincoln. The win was Nebraska's third straight home victory, with the Huskers topping 45 points in each of those home wins. The Husker offense continued to roll against the Fighting Illini, racking up 606 yards of offense, including 316 rushing yards. Nebraska has now scored at least 30 points in five straight games and gained 450 yards or more in seven straight contests.

Michigan State will enter the game with a 6-4 record, including a 4-3 mark in Big Ten Conference action. The Spartans are coming off a 26-6 loss to eighth-ranked Ohio State on Saturday in East Lansing. While Nebraska has relied on an explosive offense, Michigan State has been paced by one of the Big Ten's best defenses. The Spartans rank first nationally in rushing defense, while also ranking in the top 25 nationally in total defense, scoring defense, red zone defense and third-down defense.

THIS WEEK'S NUMBERS

19

Nebraska will honor 19 seniors before Saturday's game. The group includes 12 fifth-year seniors, six players in their fourth year in the program and one first-year graduate transfer.

30

Nebraska has scored at least 30 points in five straight games, marking the first time the Huskers have topped 30 points in five consecutive games since the first five games of 2014. Nebraska's streak of four straight 30-point games in conference play is its longest since 2001.

4, 91

Stanley Morgan Jr. is poised to establish Nebraska career records for receptions and receiving yards. Morgan needs four receptions and 91 yards in the final two games to surpass Kenny Bell on both of those career receiving charts.

2018 NEBRASKA FOOTBALL SCHEDULE

Sept. 1	Akron	canceled	FOX	Storms push back opening of '18 season
Sept. 8	Colorado	L, 33-28	ABC	NU rushes for 329 yards, 565 total offense
Sept. 15	Troy	L, 24-19	BTN	Husker defense limits Troy to 243 yards
Sept. 22	@ #19 Michigan	L, 56-10	FS1	NU falls in Frost's Big Ten debut
Sept. 29	Purdue	L, 42-28	BTN	Ozigbo career-high 170 yards rushing
Oct. 6	@ #16 Wisconsin	L, 41-24	BTN	Martinez 441 total off; Spielman 209 receiving
Oct. 13	@ Northwestern	L, 34-31 (OT)	ABC	Ozigbo 159 rushing yards; Gifford 4 TFL
Oct. 20	Minnesota	W, 53-28	BTN	Huskers rush for 383; 3 runners top 100
Oct. 27	Bethune-Cookman	W, 45-9	BTN	NU scores on 5 of 6 first-half possessions
Nov. 3	@ #8 Ohio State	L, 36-31	FOX	Martinez 338 total offense; NU 3 takeaways
Nov. 10	Illinois	W, 54-35	BTN	Ozigbo 162 yards and 3 TD rushing
Nov. 17	Michigan State	11 a.m.	FOX	Nebraska leads, 8-2
Nov. 23	@ Iowa	11 a.m.	FOX	Nebraska leads, 29-16-3

All times Central

THE TEAMS



- **2018 Record:** 3-7, 2-5
- **Last Game:** def. Illinois, 54-35
- **AP/Coaches Rank:** NR



- **2018 Record:** 6-4, 4-3
- **Last Game:** lost to Ohio St., 26-6
- **AP/Coaches Rank:** RV/RV

THE COACHES



Scott Frost

- 1st Season at Nebraska
- 3-7 Nebraska Record
- 3rd Career Season
- 22-14 Career Record
- 1st Meeting with MSU



Mark Dantonio

- 12th year at Michigan St.
- 106-49 MSU Record
- 15th Year as a Head Coach
- 124-66 Career Record
- 2-3 vs. Nebraska

THE SERIES

- **All-Time Series:** Nebraska leads, 8-2
- **In Lincoln:** Nebraska leads, 5-1
- **Last Meeting:** NU, 39-38 (11/7/2015)
- **Win Streak:** Nebraska, one game

TV INFORMATION



FOX

- **Play-by-Play:** Brian Custer
- **Analyst:** Ben Leber

RADIO INFORMATION



- **Play-by-Play:** Greg Sharpe
- **Analysis:** Matt Davison
- **Sidelines:** Ben McLaughlin
- **XM Simulcast:** 201
- **Sirius Simulcast:** 113

ONLINE/MOBILE RADIO

- Huskers.com (free)
- Official Nebraska Huskers App (free)
- TuneIn.com (free)
- Tunein App (free)

NEBRASKA COMMUNICATIONS

One Memorial Stadium
P.O. Box 880123
Lincoln, NE 68588-0123
(402) 472-2263
sportsinfo@huskers.com

Shipping Address: 600 Stadium Drive

FOOTBALL CONTACTS

Credential Requests..... Huskers.com/Media

Assistant A.D./Communications... Keith Mann
Phone.....402-472-0237
E-Mail.....kmann@huskers.com

Sr. Assoc. Comm. Director . Shamus McKnight
Phone.....402-472-7772
E-Mail.....smcknight@huskers.com

Associate Director..... Matt Smith
Phone.....402-472-7780
E-Mail.....msmith@huskers.com

Admin. Associate (Credentials) .. Vicki Capazo
Phone.....402-472-2263
E-Mail.....vcapazo@huskers.com

Huskers.com • @Huskers

GENERAL MEDIA POLICIES

All player and coach interviews must be arranged at least one day in advance through the Nebraska Communications Office. Contact Keith Mann, Shamus McKnight, Matt Smith or Erica Nett. All post-practice interviews will be conducted at the practice site. Interviews will not be conducted in the weight room, Student Life Complex, training room, hallways or the tunnel leading from the locker room to the field. The Nebraska locker room, training room and football office meeting rooms are **OFF-LIMITS** to the media. When arriving for post-practice interviews, media should come to the Hawks Championship Center, or outside Memorial Stadium as instructed.

Requested players are available (depending on class schedules) at the Monday press conferences (11:30 a.m.-1 p.m.) and after practice on the field on Tuesday and Wednesday. Student-athlete cell phone numbers will **NOT** be given to the media, and media should not contact or message student-athletes directly through social media platforms.

PRACTICES ARE CLOSED to the media and to the general public during the season.

After all games, Nebraska's **LOCKER ROOM IS CLOSED**. Head Coach Scott Frost and requested players will be brought to the postgame interview room after a 10-minute cooling off period. At home, the postgame interview room is located in the strength complex of the Osborne Athletic Complex. Media are asked to wait to set up equipment until the conclusion of halftime. On the road, Coach Frost and requested players will be brought to the designated interview area. Please note, **NO INTERVIEWS** will be conducted on the field as the players are returning to the locker room.

NEBRASKA MEDIA INFORMATION & POLICIES

COACH AND PLAYER AVAILABILITY

MONDAY

Nebraska Weekly Press Conference

Selected players will be available in the West Stadium Level 6 at Memorial Stadium at 11:30 a.m. CT. The press conference will be available free at Huskers.com. Coach Frost will follow the players and conclude the press conference beginning at 12:30 p.m. CT.

TUESDAY

Defensive assistant coaches and requested players will be available following practice.

Big Ten Teleconference (Scott Frost - 11:24 a.m. CT)

To participate on the teleconference, media members should call 1-866-392-7674. Contact the Big Ten Conference Office for the weekly passcode. The calls will be available for playback approximately two hours after each conference at www.bigten.org.

- 11:00 a.m. – Chris Ash, Rutgers
- 11:08 a.m. – Jim Harbaugh, Michigan
- 11:16 a.m. – Paul Chryst, Wisconsin
- **11:24 A.M. – SCOTT FROST, NEBRASKA**
- 11:32 a.m. – Mark Dantonio, Michigan State
- 11:40 a.m. – Kirk Ferentz, Iowa
- 11:48 a.m. – P.J. Fleck, Minnesota
- 11:56 a.m. – Pat Fitzgerald, Northwestern
- 12:04 p.m. – Lovie Smith, Illinois
- 12:12 p.m. – Matt Canada, Maryland
- 12:20 p.m. – Jeff Brohm, Purdue
- 12:28 p.m. – James Franklin, Penn State
- 12:36 p.m. – Urban Meyer, Ohio State
- 12:44 p.m. – Tom Allen, Indiana

WEDNESDAY

Offensive assistant coaches and a limited number of requested players will be available after practice.

THURSDAY

Coach Frost will available after practice.

FRIDAY

No Media Availability.

FROST PHONE INTERVIEWS

Media wishing to try to arrange a phone interview may contact Keith Mann for availability. Please contact the Communications Office as far in advance as possible.

PLAYER PHONE INTERVIEWS

Out-of-town media requesting phone interviews with players should contact Keith Mann or Shamus McKnight with those requests, preferably on Sundays, but no later than 10 a.m. CT on Monday of game week. Other than rare exceptions, these interviews will take place only during the Monday press conference window or the Tuesday or Wednesday post-practice player availability.

NEBRASKA FOOTBALL HEAD SHOTS

Action photos and/or a flash drive of Nebraska head shots may be obtained by calling or e-mailing the Nebraska Communications Office.

HUSKERS.COM

Huskers.com is the official site of Nebraska Athletics and includes updated stats, game notes, depth chart and extensive quotes and audio and video clips from Nebraska's Monday press conference, including Coach Frost and selected players in the afternoon.

CREDENTIALS

Media may make credential requests for home games on-line at Huskers.com/media. Follow the steps on the web site to complete the application. You will receive an e-mail confirming your application, and approval/denial e-mail. Contact Vicki Capazo at (402) 472-2263

with questions. Once again this season, photo ID will be required to gain access to the stadium on game day and the name on your photo ID and credential must match. Single-game credentials will not be mailed and must be picked up on game day at media will call. Single-game parking passes will be mailed to media.

TELECONFERENCE/SATELLITE FEED/FTP

For video of Nebraska's press conferences contact the Communications Office. All of Coach Frost's press conferences are available live on Huskers.com. Several players will precede Frost at the press conference.

MEDIA GUIDE AND ON-LINE

PDF versions of the 2018 Nebraska media guide and all-sport record book are available on Huskers.com. Please go to the "Football" page and click on "Media Guide" link under the "More" tab on the menu bar.

THE BANK OF THE WEST

NEBRASKA FOOTBALL SHOW

The Nebraska Football television show will air on several affiliates throughout the 2018 season. The stations and times are as follows:

- KOLN/KGIN-Lincoln (Sunday, 10:35 p.m.)
- KNPL-North Platte (Sunday, 10:35 p.m.)
- KMTV-Omaha (Sunday, 11 p.m.)
- Fox Sports Midwest-Monday, 1 p.m.

The N-Side Nebraska show will follow the half-hour football show and feature all 24 of Nebraska's sports, including football during the fall.

IMG HUSKER SPORTS RADIO NETWORK

The Husker IMG Sports Network will continue the strong tradition of broadcasting excellence in 2018, as it brings NU football to fans across the nation and the world.

In the state of Nebraska, KXSP (590 AM and KEZO (92.3 FM) serve as the Omaha affiliates. KLIN (1400 AM) along with KFGE (98.1 FM) remain the Lincoln affiliates, while KRVN (880 AM) is a powerful central Nebraska affiliate that reaches around the state. All radio broadcasts are available live on Huskers.com, the Official Husker App, TuneIn.com, the TuneIn Radio App and SiriusXM Satellite Radio.

2018 NEBRASKA STATIONS

- Ainsworth, KBRB-AM: 1400
- Alliance, KCOW-AM: 1400
- Beatrice, KWBE-AM: 1450
- Broken Bow, KBBN-FM: 95.3
- Chadron, KCSR-AM: 610
- Columbus, KJSK-AM: 900
- Columbus, KLIR-FM: 101.1
- Cozad, KAMI-AM: 1580
- Fairbury, KGMT-AM: 1310
- Fairbury, KUTT-FM: 99.5
- Falls City, KTNK-AM: 1230
- Fremont, KFMT-FM: 105.5
- Grand Island, KRGI-AM: 1430
- Grand Island, KRGY-FM: 97.3
- Hastings, KHAS-AM: 1230
- Hastings, KLIQ-FM: 94.5
- Hiawatha, KS, KLZA-FM: 101.3
- Holdrege, KUVF-AM: 1380
- Holdrege, KMTY-FM: 97.7
- Imperial, KADL-FM: 102.9
- Kearney, KGFW-AM: 1340
- Kearney, KQKY-FM: 105.9
- Lexington, KRVN-AM: 880
- Lincoln, KLIN-AM: 1400
- Lincoln, KFGE-FM: 98.1
- McCook, KSWN-FM: 93.9
- McCook, KZMC-FM: 102.1
- Nebraska City, KNCY-AM: 1600
- Nebraska City, KBIE-FM: 103.1
- Norfolk, KNEN-FM: 94.7
- North Platte, KODY-AM: 1240
- Ogallala, KZTL-FM: 93.5
- Omaha, KXSP-AM: 590
- Omaha, KEZO-FM (Z-92): 92.3
- Rapid City, SD, KTOQ-AM: 1340
- Scottsbluff, KNEB-AM: 960
- Scottsbluff, KNEB-FM: 94.1
- Sidney, KSID-AM: 1340
- Sidney, KSID-FM: 98.7
- Sioux City, IA KSEZ-FM: 97.9
- Sioux Falls, SD KSOO-FM: 99.1
- Superior, KRFS-AM: 1600
- Superior, KRFS-FM: 103.9
- Valentine, KVSH-AM: 940
- West Point, KTIC-AM: 840
- West Point, KTIC-FM: 98.3
- Yankton, SD KKYA-FM: 93.1
- York, KAWL-AM: 1370
- Winner, SD, KWYR-AM: 1260

WEEKLY MEDIA CALENDAR: NEBRASKA VS. MICHIGAN STATE (NOV. 12-17)

MONDAY, NOV. 12	TUESDAY, NOV. 13	WEDNESDAY, NOV. 14	THURSDAY, NOV. 15	FRIDAY, NOV. 16	SATURDAY, NOV. 17
PRACTICE 8:45 a.m.-10:30 a.m. NO MEDIA ACCESS	PRACTICE 8:50 a.m. - 10:50 a.m. <i>Available after practice:</i> • Defensive Coaches • Requested Players	PRACTICE 8:25 - 10:25 a.m. <i>Available after practice:</i> • Offensive Coaches • Requested Players	PRACTICE 9:10 - 10:45 a.m. <i>Available after practice:</i> • Coach Frost	PRACTICE Morning practice at Memorial Stadium NO MEDIA ACCESS	GAME DAY Nebraska vs. Michigan State 11 a.m. CT (FOX)
PRESS CONFERENCE 11:30 a.m.-Players 12:30 p.m. - Coach Frost	BIG TEN CONF. CALL 11 a.m. - Call begins 11:24 a.m. - Scott Frost Details: Contact Big Ten		NEBRASKA FOOTBALL RADIO HOUR (HSN) 7 p.m. - Ryan Held		POST-GAME Post-game interview area: • Scott Frost • Requested players

NEBRASKA-MICHIGAN STATE SERIES

Games: 10

Standing: Nebraska leads, 8-2-0

At Lincoln: Nebraska leads, 5-1-0

At Memorial Stadium: Nebraska leads, 3-1-0

At Neutral Sites: Nebraska leads, 1-0-0

Current win streak (start): NU, one game (2015)

NEBRASKA-MSU AS BIG TEN FOES

Date	Site	Rank NU/MSU	Result	Score
10/29/2011	Lincoln	13/9	W	24-3
11/3/2012	East Lansing	21/	W	28-24
11/16/2013	Lincoln	/14	L	28-41
10/4/2014	East Lansing	19/10	L	22-27
11/7/2015	Lincoln	/6	W	39-38

Series scoring	Total	Average
Nebraska	322	32.2
Michigan State	167	16.7

- Nebraska and Michigan State were in the same division of the Big Ten from 2011 to 2013, but are now in opposite divisions of the conference.
- Nebraska won all five meetings between the schools prior to Nebraska joining the Big Ten in 2011, and has a 3-2 edge since joining the conference.
- The Huskers have victories over two top-10 Spartan teams, defeating No. 9 MSU in Lincoln in 2011 and the sixth-ranked Spartans in 2015.
- Top-ranked Nebraska defeated Michigan State, 55-14 on Sept. 7, 1996 in Lincoln. The game marked Head Coach Scott Frost's first start at quarterback for the Huskers.

HUSKERS TO HONOR 19 SENIORS ON SATURDAY

Nebraska will hold its Senior Day festivities on Saturday, honoring 19 seniors who will appear in Memorial Stadium for the final time against Michigan State.

The group includes 12 fifth-year seniors, six seniors in their fourth year in the program and graduate transfer Tre Neal.

2018 SENIOR CLASS

- Freedom Akinmoladun, DE, Grandview, Mo.
 - Cole Conrad, OL, Fremont, Neb.
 - Tanner Farmer, OL, Highland, Ill.
 - Jerald Foster, OL, Lincoln, Neb.
 - Luke Gifford, LB, Lincoln, Neb.
 - Matt Jarzynka, DL, Loup City, Neb.
 - Bo Kitrell, RB, Ashland, Neb.
 - Stanley Morgan Jr., WR, New Orleans, La.
 - Tre Neal, DB, Atlanta, Ga.
 - Peyton Newell, DL, Hiawatha, Kan.
 - Jordan Ober, LS, Las Vegas, Nev.
 - Devine Ozigbo, RB, Sachse, Texas
 - Antonio Reed, DB, Memphis, Tenn.
 - Bryan Reimers, WR, Lincoln, Neb.
 - Austin Rose, RB, Lincoln, Neb.
 - Mick Stoltenberg, DL, Gretna, Neb.
 - Mikale Wilbon, RB, Chicago, Ill.
 - Aaron Williams, DB, Atlanta, Ga.
 - Dedrick Young II, LB, Peoria, Ariz.
- The 2018 senior class has players from 10 states, including eight native Nebraskans. Two players hail from both Georgia and Illinois, with one player from Missouri, Louisiana, Kansas, Nevada, Texas, Tennessee and Arizona.

- The 19-man senior class has accumulated a total of 331 starts in their Nebraska career. The group has eight players with at least 20 starts including Dedrick Young II (41), Jordan Ober (40), Freedom Akinmoladun (39), Aaron Williams (31), Stanley Morgan Jr. (30), Tanner Farmer (28), Jerald Foster (26) and Mick Stoltenberg (24).

- Stanley Morgan Jr. is in position to leave Nebraska as the school's all-time leader in receptions and receiving yardage. Against Michigan State, he will attempt to tie the school record for most consecutive games with a reception.

- Running back Devine Ozigbo joined the 2,000-yard career rushing club last week. He is in position to post Nebraska's first 1,000-yard rushing season since 2014.

- Linebacker Dedrick Young II is the only player in Nebraska history to record at least 60 tackles in four different seasons. Young has 266 career tackles to rank ninth in school history.

- Offensive lineman Jerald Foster is a two-time team captain. Foster is one just 11 players in Nebraska history to be a two-year captain.

- Eight of Nebraska's 19 seniors are playing the 2018 season as graduate students, with another eight players set to graduate in December.

OFFENSE HOPES TO SUSTAIN STRONG MOMENTUM

Head Coach Scott Frost and his staff oversaw one of the nation's most potent offenses at UCF in 2017. In the past seven games, Frost's Nebraska offense has posted numbers among the nation's best units.

Nebraska has gained at least 450 yards in each of the past seven games, setting a school record for the longest 450-yard streak in NU history. NU had previously topped 450 yards in six straight games in 1972, 1982, 1994 and 1995.

Nebraska opened the year with 565 yards of total offense against Colorado, and has since posted four more games with better than 500 yards. NU had 606 yards last week against Illinois, a season-high 659 yards against Minnesota, 582 yards against Purdue and 518 yards at No. 16 Wisconsin.

- NU averages 482.6 yards of total offense to rank second in the Big Ten and 13th nationally.
- Nebraska's 659 yards of offense against Minnesota was its highest total since gaining 787 yards against FAU in the 2014 season opener.
- The total offense output against Minnesota was Nebraska's largest in a Big Ten Conference game (since 2011). It was NU's highest total offense in a conference game since having 710 yards against Kansas State in 2007.
- Nebraska has gained 600 yards of offense in two of its last three Big Ten games. Previously, the Huskers had gained 600 yards only once in their first 62 Big Ten Conference games.
- Nebraska has five 500-yard offensive games this season. NU had not had five 500-yard total offense games in a season since 2000.
- In its three Big Ten home games (Purdue, Minnesota, Illinois), Nebraska has averaged 615.7 yards per game.

BIG TEN STANDINGS



WEST DIVISION

Place	Team	Overall	Big Ten
1.	Northwestern	6-4	6-1
2.	Wisconsin	6-4	4-3
	Purdue	5-5	4-3
4.	Iowa	6-4	3-4
5.	Nebraska	3-7	2-5
	Illinois	4-6	2-5
	Minnesota	5-5	2-5

EAST DIVISION

Place	Team	Overall	Big Ten
1.	Michigan	9-1	7-0
2.	Ohio State	9-1	6-1
3.	Penn State	7-3	4-3
	Michigan State	6-4	4-3
5.	Maryland	5-5	3-4
6.	Indiana	5-5	2-5
7.	Rutgers	1-9	0-7

PLAYER OF THE WEEK NOMINEES

GAME	OFF.	DEF.	SPEC.	FROSH
COLO	--	--	--	--
TROY	--	--	--	--
MICH	--	--	--	--
PUR	--	--	--	--
WIS	--	--	--	Martinez
NW	--	--	--	--
MINN	Martinez	--	--	Martinez
BCU	Morgan	Barry	Spielman	Martinez
OSU	--	--	--	Martinez
ILL	Ozigbo	--	--	Martinez
MSU				
IOWA				

Bold indicates winner

2018 HUSKER HONORS

FREEDOM AKINMOLADUN, SR., DL

- AFCA Good Works Team (1 of 11 in FBS)

CALEB LIGHTBOURN, JR., P

- Ray Guy Award Watch List (1 of 27)

ADRIAN MARTINEZ, QB

- Big Ten Co-Freshman of the Week (Oct. 22)
- Big Ten Co-Freshman of the Week (Nov. 5)
- Big Ten Freshman of the Week (Nov. 12)
- Manning Award Quarterback of the Week (vs. Minnesota)

STANLEY MORGAN JR., SR., WR

- Biletnikoff Award Watch List (1 of 50)

DEVINE OZIGBO, SR., RB

- Big Ten Offensive Player of the Week (Nov. 12)

JD SPIELMAN, SO., WR

- Hornung Award Watch List (1 of 43)
- Biletnikoff Award Watch List (1 of 50)

JACK STOLL, SO., TE

- Mackey Award Watch List (1 of 64)

LAST TIME OUT

NEBRASKA 54, ILLINOIS 35

Team Stats	ILL	NU
First Downs	25	22
Rushes-Yards	49-383	34-316
Passes	11-25-2	24-34-1
Passing Yards	126	290
Total Offense	509	606
3rd Downs	7-of-13	4-of-12
Turnovers	5	2
Penalties	7-66	7-72
Time of Possession	30:11	29:49

NU Rushing Leaders

Devine Ozigbo—11 carries, 162 yards, 3 TD
Maurice Washington—3 carries, 67 yards
Adrian Martinez—13 carries, 55 yards, TD

NU Passing Leader

Adrian Martinez—24-34-1, 290 yards, 3 TD

NU Receiving Leaders

Stanley Morgan Jr.—8 catches, 131 yards, 2 TD
JD Spielman—7 catches, 71 yards
Jack Stoll—12-yard TD reception

NU Defensive Leaders

Mohamed Barry—8 UT, 3 AT, 11 TT, Hurry
Tre Neal—8 UT, 2 AT, 10 TT, 2 forced fumbles
Khalil Davis—3 tackles, sack, 2 TFL
Mick Stoltenberg—2 tackles, sack, 2 TFL, INT

NU Special Teams Leaders

Isaac Armstrong—4 punts, 43.2 average

NOTING GAME 10

- Nebraska scored a touchdown on the game's opening possession for the sixth straight game when receiving the opening kickoff.
- Nebraska had five takeaways, its highest number of turnovers forced since six takeaways against Wyoming in 2016.
- The Huskers topped 450 yards of offense for the seventh straight game, the longest streak in school history.
- Nebraska topped 30 points for the fifth straight game, its longest streak in four years.
- Nebraska's 54 points were its most in a Big Ten Conference game, surpassing the 53 points against Minnesota just three weeks earlier.
- Running back Devine Ozigbo rushed 11 times for 162 yards and a career-high three touchdowns. Ozigbo had the two longest runs of his career, a 66-yard TD in the second quarter and a 60-yard touchdown run in the fourth quarter.
- Ozigbo topped 100 yards for the fifth time in seven games and in the process became the 30th Nebraska player to surpass 2,000 career rushing yards.
- Stanley Morgan Jr. recorded his seventh career 100-yard receiving game and his second in 2018. Morgan caught a pair of touchdown passes for the third consecutive home game.
- Quarterback Adrian Martinez had 345 yards of total offense, his sixth 300-yard offense game of the season. His six 300-yard total offense games ties the Nebraska season record, also held by Joe Ganz (2008) and Tommy Armstrong Jr. (2015).

• The consecutive 500-yard games against Purdue and Wisconsin marked the first time NU had back-to-back 500-yard outputs in Big Ten games. It was the first time NU had consecutive 500-yard games in conference play since the final two Big 12 games in 2007.

• The 565 yards against Colorado in the opener marked the first 500-yard total offense game for the Huskers since posting 556 yards at Northwestern in 2016.

• The total offense output against Colorado was the best at the time by Nebraska in 35 games, dating back to a 610-yard effort against Southern Miss in 2015.

• Nebraska is one of only five Power Five Conference schools averaging 200 rushing yards and 250 passing yards per game. The other teams in that group include Alabama, Clemson, Oklahoma and Syracuse.

FROST AND STAFF GUIDING ANOTHER OFFENSIVE REVIVAL

After helping turn Central Florida into the nation's most improved offense in 2017, Nebraska head coach Scott Frost and his five offensive assistants - all of whom were on Frost's UCF staff last season - are producing an encore performance this season in Lincoln.

- Nebraska is averaging 97.6 more total yards this season than it did last year, helping the Huskers climb 74 spots in the national rankings from 87th in 2017 to 13th this season.
- NU is averaging 119.0 more rushing yards in 2018 than it did in 2017, helping the Huskers climb 97 spots in the national rankings from 119th in 2017 to 22nd this season.
- Nebraska's offensive turnaround is led largely by underclassmen, who have produced 77.4 percent of the Huskers' total offensive yards. In fact, NU's freshmen and sophomores have combined to average 366.1 yards of total offense per game.
- In its second season at UCF in 2017, the staff helped the Knights increase their offense by 179.7 yards per game from the 2016 season, as the Knights climbed from 113th nationally in total offense in 2016 to fifth in 2017.

STAFF'S OFFENSIVE TURNAROUNDS

YEARS (TEAM)	YPG	NAT. RANK
2016-17 (UCF)	+179.7	+108
2017-18 (NEB)	+97.6	+74

2018 MOST IMPROVED OFFENSES

TEAM	2017	2018	DIFF.
Illinois	280.4	425.3	+144.9
Utah State	397.4	517.5	+120.1
Houston	428.8	546.1	+117.9
Nebraska	385.0	482.6	+97.6
Clemson	429.6	526.6	+97.0
Kent St.	275.2	371.8	+96.6
Cincinnati	351.8	447.8	+96.0
Alabama	444.1	539.5	+95.4
Old Dominion	332.3	425.2	+92.9

NU LIGHTING UP SCOREBOARD

In recent weeks, Nebraska has started to turn its prolific yardage totals into points on the scoreboard. Nebraska is averaging 45.8 points per game in its past four games, while posting a 3-1 record.

- Nebraska has scored 30 or more points in each of the past five games. That is Nebraska's longest streak of 30-point games since topping 30 points in each of the first five games in 2014. Nebraska last topped 30 or more points in six straight games in the first six games of 2012.
- Nebraska has scored 30 or more points in four straight conference games for the first time since topping 30 points in four straight Big 12 games in 2001.
- Nebraska has posted its top two scoring outputs in Big Ten Conference games in the past month. NU's 54 points against Illinois were its most in a Big Ten game, with its 53 points against Minnesota second on that list.
- Nebraska scored 38 points before halftime against Illinois. That marked Nebraska's highest first-half point total in a conference game since also scoring 38 against Kansas State in 2007.
- The Huskers have scored at least 28 points in the first half of each of its past three home games (28 vs. Minn., 38 vs. BCU, 38 vs. Illinois). Nebraska has scored at least 21 points in the first half in four straight games overall.
- As a result of Nebraska's scoring outburst in its past three home games, the Huskers have not trailed in wins over Minnesota, Bethune-Cookman and Illinois. In those three games, Nebraska has spent a total of just 10:21 in a tie game.

HUSKER PASSING GAME STRESSING OPPOSING DEFENSES

Nebraska has featured a high-powered passing attack over the past seven games. The Huskers had a season-high 407 passing yards at No. 16 Wisconsin and 323 yards against Purdue.

- Nebraska's consecutive 300-yard passing games against Purdue and Wisconsin were its first since doing so against Minnesota and Penn State in 2017.
- Quarterback Adrian Martinez has thrown for better than 250 yards in six straight conference games. In Big Ten games, he averages 258.9 yards per game to rank fourth in the league.
- Martinez threw for at least 250 yards in four straight games from Purdue through Minnesota. That was the first time an NU quarterback has done that since Tommy Armstrong Jr. in 2015. Martinez's streak ended against Bethune-Cookman, when he threw for 213 yards in the first half, but did not play after halftime.
- The Huskers are averaging 256.1 passing yards per game to rank third in the Big Ten.

NEBRASKA FINDING SUCCESS IN THE RUNNING GAME

Nebraska has shown the ability to run the ball throughout the season, highlighted by three games with more than 300 rushing yards. NU rushed for a season-high 383 yards against Minnesota on Oct. 20, with a trio of Huskers surpassing the century mark. NU has also topped 300 yards against Colorado and Illinois.

The Husker run game will be put to the test against Michigan State. MSU ranks first nationally in rushing defense at 76.5 yards per game.

- The 383 rushing yards against Minnesota were Nebraska's most since pounding out 458 yards vs. Illinois in 2014. Nebraska gained 274 yards in the first half alone against Minnesota.
- Devine Ozigbo (152), Adrian Martinez (125) and Maurice Washington (109) each surpassed 100 rushing yards in the game. It marked the fifth time in school history Nebraska has had three or more players rush for 100 yards in the same game. It was the first time NU accomplished that feat since a 2010 victory at Washington.
- Nebraska is averaging 226.5 yards per game to rank fourth in the Big Ten. NU has rushed for at least 180 yards eight times in 10 games.
- Nebraska set the tone in the rushing game in the opener, rushing for 329 yards against Colorado. NU had 243 rushing yards in the first half against the Buffs, bettering the Huskers' season high of 2017 (225 yards).
- The effort against Colorado marked NU's first 300-yard rushing game since rushing for 310 yards at Northwestern on Sept. 24, 2016.
- Prior to the three 100-yard rushers against Minnesota, Nebraska had a pair of 100-yard rushers against Colorado. That marked the first time Nebraska had a pair of 100-yard rushers in the same game since a 2014 win over Illinois.
- Nebraska has a total of nine 100-yard rushing games this season, including five by Devine Ozigbo and two by Adrian Martinez.
- Ozigbo has topped 150 yards in four Big Ten games. His career-high 170 rushing yards against Purdue were the most by a Husker in a Big Ten game since Ameer Abdullah had 225 rushing yards against Rutgers in 2014. He has also topped 150 yards in Big Ten play against Illinois, Northwestern and Minnesota.

NEBRASKA BOASTS IMPROVED RUSHING GAME

Nebraska ranks 22nd nationally in rushing, averaging 226.5 yards per game, an increase of 119.0 yards from the 2017 season.

- Nebraska's increase of 119.0 rushing yards per game from last season is the second-largest increase nationally behind Illinois.
- NU is on pace to post a 100-yard improvement in rushing yards per game from one season to the next for only the sixth time in school history.
- The Huskers have gone from 119th nationally in rushing in 2017 to 22nd this year, a 97-spot improvement.
- The Nebraska coaching staff has produced a remarkable rushing turnaround for the second straight season, after the staff helped UCF improve from 104th nationally in rushing in 2016 (141.2) to 33rd in 2017 (198.7 ypg).

MOST IMPROVED RUSHING ATTACKS

TEAM	2017	2018	DIFF.
Illinois	105.6	249.4	+157.2
Nebraska	107.5	226.5	+119.0
Pittsburgh	148.5	256.9	+108.4

100-YARD RUSHING IMPROVEMENTS IN NEBRASKA HISTORY

YEARS	PREV.	NEXT	DIFF.
1949-50	153.1	321.6	+168.5
1951-52	128.7	250.4	+121.7
2017-18	107.5	226.5	+119.0
1961-62	140.4	245.5	+105.1
1996-97	291.9	392.6	+100.7
2009-10	147.1	247.6	+100.5

RUSHING BATTLE OFTEN HOLDS THE KEY TO SUCCESS

The ability to win the running game battle has long been key to victory for the Huskers. Nebraska has four losses in 2018—Colorado, Troy, Purdue and Northwestern—while controlling the run game, a statistical anomaly.

- Before the Colorado loss, Nebraska had won 15 consecutive games when holding an advantage in rushing yards.
- Scott Frost is 13-5 in his coaching career when his team out-rushes the opponent.
- Nebraska has won 28 of its last 31 games when holding the opponent to fewer than 100 yards rushing, dating back to 2009. Northwestern was held to just 32 rushing yards in the Huskers' overtime loss on Oct. 13.
- Frost and staff are 6-3 over the past three seasons when holding the opponent to under 100 rushing yards.

HUSKERS LOOK FOR ANOTHER FAST START AGAINST SPARTANS

Nebraska has made the most of its opening possession in recent weeks. The Huskers have scored a touchdown on its first drive each of the past six times it has received the opening kickoff.

Against Purdue, Northwestern, Minnesota, Bethune-Cookman, Ohio State and Illinois, NU has had the first possession of the contest and driven for a touchdown and a 7-0 lead.

Each of the five game-opening touchdown drives has covered at least 65 yards, with Nebraska marching 75 yards for a touchdown on five of those drives.

OPENING DRIVE PAST SEVEN GAMES

OPP.	NU OPENING DRIVE/SCORE
Purdue	10 plays-75 yards-2:31 Ozigbo 18-yard TD run NU, 7-0
Wisconsin	4 plays-9 yards-1:25 punt UW, 3-0
NW	4 plays-75 yards-1:28 Martinez-Spielman 42-yd TD NU, 7-0
MINN	7 plays-75 yards-1:56 Ozigbo 40-yard TD run NU, 7-0
BCU	7 plays-65 yards-2:31 Ozigbo 14-yard TD run NU, 7-0
OSU	12 plays-75 yards-5:04 Ozigbo 1-yard TD run NU, 7-0
ILL	3 plays-75 yards-1:02 Martinez-Morgan 37-yd TD NU, 7-0

Note: Wisconsin had the ball first in Oct. 6 game and had a FG on game's opening drive.

2018 OFFENSE GAME-BY-GAME

RUSHING

GAME	ATT.	YDS.	TD	LONG
COLO	54	329	3	45
TROY	48	187	0	29
MICH	30	39	1	23
PUR	39	259	2	35
WIS	24	111	1	28
NW	47	231	3	37
MINN	43	383	4	59
BCU	33	226	3	29
OSU	49	222	3	24
ILL	34	316	4	66

MSU
IOWA

PASSING

GAME	PASSES	YDS.	TD	LONG	SACKS
COLO	19-29-1	236	1	57	2-12
TROY	19-27-2	177	2	33	3-23
MICH	13-24-1	93	0	32	4-39
PUR	25-42-1	323	2	33	2-11
WIS	26-44-0	407	2	75	2-12
NW	25-35-2	251	1	42	1-7
MINN	25-29-0	276	3	67	2-12
BCU	17-31-2	242	2	40	4-29
OSU	22-33-0	266	1	46	1-7
ILL	24-34-1	290	3	37	3-20

MSU
IOWA

2018 DEFENSE GAME-BY-GAME

RUSHING DEFENSE

GAME	ATT.	YDS.	TD	LONG
COLO	35	44	1	16
TROY	34	143	2	57
MICH	45	285	4	46
PUR	37	188	4	42
WIS	48	370	4	88
NW	23	32	0	8
MINN	36	131	3	11
BCU	40	141	1	30
OSU	40	229	3	42
ILL	49	383	5	41

MSU
IOWA

PASSING DEFENSE

GAME	PASSES	YDS.	TD	LONG	SACKS
COLO	33-50-0	351	3	40	7-43
TROY	14-21-1	110	0	39	3-19
MICH	18-31-1	206	2	56	1-9
PUR	25-42-0	328	1	51	1-2
WIS	13-24-0	163	1	26	1-6
NW	41-65-2	455	3	61	2-13
MINN	20-36-1	349	1	69	1-5
BCU	13-30-2	214	0	54	4-42
OSU	18-32-1	252	2	42	1-7
ILL	11-25-2	126	0	34	3-16

MSU
IOWA

SACKS/TFL

GAME	SACKS	YARDS	TFL	YARDS
COLO	7	43	14	59
TROY	3	19	7	26
MICH	1	9	5	23
PUR	1	2	5	19
WIS	1	6	1	6
NW	2	13	6	26
MINN	1	5	2	6
BCU	4	42	8	49
OSU	1	7	3	11
ILL	3	16	5	19

MSU
IOWA

HUSKERS' NUMBERS WATCH

NEBRASKA SEASON RECEPTIONS

RK	PLAYER, YEAR	RECEPTIONS
1.	Marlon Lucky, 2007	75
2.	JD Spielman, 2018	66
3.	Jordan Westerkamp, 2015	65
4.	Nate Swift, 2008	63
5.	Todd Peterson, 2008	62
6.	Stanley Morgan Jr., 2017	61
7.	Stanley Morgan Jr., 2018	59
8.	Maurice Purify, 2007	57
9.	Johnny Rodgers, 1972	55
	JD Spielman, 2017	55

NEBRASKA SEASON RECEIVING YARDS

RK	PLAYER, YEAR	YARDS
1.	Stanley Morgan Jr., 2017	986
2.	Johnny Rodgers, 1972	942
3.	Nate Swift, 2008	941
4.	Jordan Westerkamp, 2015	918
5.	Johnny Rodgers, 1971	872
6.	Kenny Bell, 2012	863
7.	Stanley Morgan Jr., 2018	856
8.	JD Spielman, 2017	830
9.	JD Spielman, 2018	818
10.	Maurice Purify, 2007	814

CAREER 100-YARD RECEIVING GAMES

RK	PLAYER, YEARS	TOTAL
1.	Johnny Rodgers, 1970-72	10
2.	Jordan Westerkamp, 2013-16	8
	Nate Swift, 2005-08	8
4.	Stanley Morgan Jr., 2015-18	7
5.	Kenny Bell, 2011-14	5
	Niles Paul, 2007-10	5
	Irving Fryar, 1981-83	5
8.	JD Spielman, 2017-18	4
	several others tied at	4

CAREER RECEIVING TOUCHDOWNS

RK	PLAYER, YEARS	TDs
1.	Johnny Rodgers, 1970-72	25
2.	Nate Swift, 2005-08	22
	Stanley Morgan Jr., 2015-18	22

SEASON PASS BREAKUPS

RK	PLAYER, YEAR	PBU
1.	DeJuan Groce, 2000	17
2.	Ralph Brown, 1999	15
	Fabian Washington, 2004	15
	Dicaprio Bootle, 2018	15

CAREER TACKLES

RK	PLAYER, YEARS	TACKLES
1.	Barrett Ruud, 2001-04	432
--		
5.	Lee Kunz, 1976-78	276
6.	Nathan Gerry, 2013-16	273
	Clete Pillen, 1974-76	273
8.	Steve Damkroger, 1979-82	269
9.	Dedrick Young II, 2015-present	266
10.	Ed Stewart, 1991-94	257

RECORD-SETTING RECEIVING DUO CONTINUES TO SHINE

In 2017, Stanley Morgan Jr. and JD Spielman combined for 1,816 receiving yards, the highest two-player total in Husker history.

Morgan set an NU record with 986 receiving yards in 2017. Spielman added 830 receiving yards, a total that ranked seventh in school history and was the most ever by a Husker freshman.

The duo is about to surpass last year's total while helping Nebraska own one of the nation's most explosive offenses.

- In 10 games in 2018, the duo has combined for 125 receptions for 1,674 yards and 15 touchdowns.

- Spielman and Morgan are one of just two pass-catching duos and the only Power Five duo in the nation to each have more than 800 receiving yards in 2018. Old Dominion is the only other school with two 800-yard receivers.

TOP RECEIVING DUOS IN NU HISTORY

YEAR	PLAYERS	YARDS
2017	Stanley Morgan Jr. (986)* JD Spielman (830)*	1,816
2008	Nate Swift (941) Todd Peterson (786)	1,727
2018	Stanley Morgan Jr. (856) JD Spielman (818)	1,674
2015	Jordan Westerkamp (918)* Brandon Reilly (754)*	1,672

B1G RECEIVING DUO

Spielman and Morgan were at their best in conference play in 2017, ranking first and second, respectively, in the Big Ten in receiving yards per game in conference play.

Spielman led the league with 88.1 receiving yards per game in conference-only games, while Morgan averaged 85.9 yards per game in league play.

- Both Spielman and Morgan are back among the league leaders in 2018. Spielman ranks second in the league in receptions per game (6.6) and is fourth in receiving yards (81.8) in all games. He is also second and fourth, respectively, in conference games.

- Morgan ranks sixth in the Big Ten in receptions per game (5.9) and third in receiving yards per game (85.6) and in both all games and conference games.

MORGAN POISED TO BECOME ALL-TIME LEADING RECEIVER

After setting the season receiving yardage record with 986 yards in 2017, Stanley Morgan Jr. is now poised to move to the top of Nebraska's career receptions lists.

Morgan has 178 career receptions, which ranks second on NU's all-time list. He needs three receptions to tie Kenny Bell (181) atop the Husker chart. Morgan has 2,599 career receiving yards to rank second on NU's all-time list. He is 90 yards from Bell's record of 2,689 career receiving yards.

After falling just short of the first 1,000-yard receiving season in school history in 2017, Morgan is 144 yards from reaching that total this season. Morgan earned All-Big Ten accolades last season, and should be a leading contender for first-team all-league honors this fall.

- Morgan had his best game of 2018 against Minnesota. He caught a career-high 10 passes for a season-high 163 yards and two touchdowns. The 163 yards tied for the sixth-best single-game effort in school history.

- Morgan helped seal the Minnesota victory with two second-half touchdowns of 35 and 67 yards against Minnesota.

- Morgan added two touchdowns as part of a seven-catch effort against Bethune-Cookman. He caught a pair of touchdowns for a third straight home game against Illinois, with TD catches of 37 and 32 yards in the first quarter.

- Morgan has seven touchdown catches this season to give him 22 career receiving scores, good for a tie for second on the NU charts. He is three touchdowns shy of Johnny Rodgers' school record of 25 touchdown catches.

- Morgan has a streak of 36 consecutive games with a reception, tied for the second-longest streak in Husker history. A catch against Michigan State would allow Morgan to tie Rodgers' school record of 37 straight games with a catch. Morgan has had at least three catches in 21 of the past 22 games, and has four straight games with at least seven catches.

- Morgan set NU records with 986 receiving yards and five 100-yard receiving games in 2017, while ranking third in school history in touchdown receptions (10) and fifth in catches (61).

- He led the Big Ten and ranked 14th nationally in receiving yards per game (89.6) in 2017.

- Morgan led all Big Ten wide receivers and ranked 16th nationally in touchdown catches with his 10 touchdown grabs. He led the Big Ten with five 100-yard receiving games in 2017.

- Morgan posted 185 receiving yards at No. 13 Penn State in 2017, the third-highest total in school history.

MORGAN ON NU'S CAREER CHARTS

CATEGORY	TOTAL	RANK	RECORD
100-Yard Games	7	4th	10
Receiving Yards	2,599	2nd	2,689
TD Catches	22	t-2nd	25
Receptions	178	2nd	181

NEBRASKA CAREER RECEPTIONS

RK	PLAYER, YEARS	RECEPTIONS
1.	Kenny Bell, 2011-14	181
2.	Stanley Morgan Jr., 2015-present	178
3.	Jordan Westerkamp, 2013-16	167
4.	Nate Swift, 2005-08	166
5.	Johnny Rodgers, 1970-72	143
6.	Terrence Nunn, 2004-07	136
7.	Marlon Lucky, 2005-08	135
8.	JD Spielman, 2017-present	121
9.	Quincy Enunwa, 2010-13	115
10.	Todd Peterson, 2005-08	108

NEBRASKA CAREER RECEIVING YARDS

RK	PLAYER, YEARS	YARDS
1.	Kenny Bell, 2011-14	2,689
2.	Stanley Morgan Jr., 2015-pres.	2,599
3.	Johnny Rodgers, 1970-72	2,479
4.	Nate Swift, 2005-08	2,476
5.	Jordan Westerkamp, 2013-16	2,474
6.	Terrence Nunn, 2004-07	1,762
7.	JD Spielman, 2017-present	1,648
8.	Todd Peterson, 2005-08	1,602
9.	Niles Paul, 2007-10	1,532
10.	Quincy Enunwa, 2010-13	1,526

SPIELMAN BUILDING ON FRESHMAN ALL-AMERICA SEASON

JD Spielman emerged in 2017 as one of the nation's most explosive freshmen, en route to freshman All-America accolades.

Spielman is well on his way to topping those receiving numbers this fall, and in the process is set to challenge NU season records.

Spielman was named a freshman All-American in 2017 by both USA Today and the Football Writers Association of America and was a third-team coaches' All-Big Ten pick. He also made the Big Ten Network's All-Freshman team as both a wide receiver and kickoff returner.

He had 55 receptions for 830 yards in 2017, both of which were NU freshman records. He also totaled 669 kickoff return yards to finish with 1,572 all-purpose yards, the most by a freshman in school history.

In 2018, Spielman leads Nebraska in receptions (66), and receiving touchdowns (8), while ranking second in receiving yards (818). He ranks among the Big Ten leaders in each of those categories.

- Spielman had eight catches for 77 yards and a touchdown against Minnesota. The eight-catch effort marked his fourth straight game with at least eight receptions. Previously no Husker had more than two straight games with eight or more receptions. Spielman has at least three catches in every game this season.

- Spielman surpassed 100 career receptions against Minnesota, becoming the first player to crack the century mark before his junior season. Spielman's 121 career catches rank eighth in school history.

- Spielman has 66 catches in 2018, which ranks second on the NU single-season list. He is nine catches from running back Marlon Lucky's school record of 75 receptions (2007). Spielman's 66 catches are the most ever by a Nebraska receiver.

- Spielman is one of only four Huskers with back-to-back 50-catch seasons. He joins Johnny Rodgers, Kenny Bell and teammate Stanley Morgan Jr. as the only Huskers on that list.

- Spielman had a record-setting night against No. 16 Wisconsin. He hauled in nine passes for 209 yards and a touchdown. The 209 yards were a Nebraska single-game record, surpassing Spielman's own record of 200 yards last season against Ohio State.

- Spielman's effort at Wisconsin was his fourth career 100-yard game and his second straight. A week earlier he caught 10 passes for 135 yards and two touchdowns against Purdue. That was the first multiple TD reception game of his career.

- Spielman is just the second player in school history to surpass 130 receiving yards in back-to-back games. He joins Frosty Anderson who topped 130 yards in back-to-back 1973 non-conference games against Wisconsin and Minnesota.

- Spielman has surged up the receiving yardage charts in recent weeks. He eclipsed 1,000 career receiving yards in 15 games, fewer than any player in NU history. He now sits seventh in school history with 1,648 receiving yards.

- Spielman had a 77-yard punt return touchdown and a 40-yard reception against Bethune-Cookman. He now has 10 career plays of 40 yards or longer. He has three kickoff returns of that length, five receptions, one rush and one punt return. He has 11 receptions of at least 20 yards this season.

- Spielman's 10-catch effort against Purdue marked his second career double-figure receptions effort (11 vs. Ohio State, 2017). He joins Marlon Lucky as the only players in NU history with two double-digit catch games.

- The 77-yard punt return by Spielman against Bethune-Cookman was NU's first punt return touchdown since De'Mornay Pierson-El had an 80-yard touchdown return at Iowa in 2014.

- Spielman now has both a kickoff return (vs. Arkansas State, 2017) and punt return (vs. BCU, 2018) for a touchdown. He is the eighth player in school history to accomplish that feat and the first since Ameer Abdullah.

- Spielman led all FBS freshmen in receiving yards (830) in 2017. Spielman also ranked second among all freshmen nationally in kickoff return yards (669) and catches per game (5.0). Among all FBS players, Spielman ranked 13th nationally in all-purpose yards.

- Spielman had 11 catches for a then-school-record 200 yards against No. 9 Ohio State in 2017. Spielman's 11 catches were the most ever by a Husker freshman and ranked third overall in program history.

MARTINEZ PUSHING TO JOIN RARE COMPANY IN 2018

Nebraska true freshman quarterback Adrian Martinez is averaging 245.8 passing yards and 59.4 rushing yards. His 305.2 yards of total offense ranks second in the Big Ten and 14th nationally. He is second nationally among freshman quarterbacks in total offense.

- If Martinez were to finish the 2018 season averaging better than 200 passing yards and more than 50 rushing yards he would join elite college football company.

- Since 1990, just five freshman quarterbacks in the FBS ranks have averaged 200 passing yards and 50 rushing yards per game. The group includes a pair of Heisman Trophy winners, including 2014 winner Marcus Mariota, who was coached by Scott Frost at Oregon.

FROSH 200/50 CLUB (Since 1990)

YEAR	PLAYER, SCHOOL	PYPG	RYPG
2014	J.T. Barrett, Ohio State	236.2	78.2
2012	Johnny Manziel, Texas A&M	285.1	108.5
2012	Marcus Mariota, Oregon	205.9	57.8
2011	Brett Smith, Wyoming*	201.7	54.6
2007	Adam Weber, Minnesota	241.3	51.4

2018 Adrian Martinez, Nebraska* 245.8 59.4
*True Freshman

- This season, Martinez is also one of just four FBS quarterbacks averaging 225 passing and 50 rushing yards. The other players in that category are Oklahoma's Kyler Murray, Houston's D'Eriq King and Louisiana-Monroe's Caleb Evans.

HUSKERS' NUMBERS WATCH

NEBRASKA SEASON TOTAL OFFENSE

RK	PLAYER, YEAR	YARDS
1.	Taylor Martinez, 2012	3,890
2.	Joe Ganz, 2008	3,826
3.	Tommy Armstrong Jr., 2015	3,430
4.	Tommy Armstrong Jr., 2014	3,400
5.	Zac Taylor, 2006	3,165
6.	Tanner Lee, 2017	3,046
7.	Taylor Martinez, 2011	2,963
8.	Jammal Lord, 2002	2,774
9.	Adrian Martinez, 2018	2,747
10.	Tommy Armstrong Jr., 2016	2,692

NEBRASKA FRESHMAN TOTAL OFFENSE

RK	PLAYER, YEAR	YARDS
1.	Adrian Martinez, 2018	2,747
2.	Taylor Martinez, 2010	2,596

NEBRASKA SEASON PASSING

RK	PLAYER, YEAR	YARDS
1.	Joe Ganz, 2008	3,568
2.	Zac Taylor, 2006	3,197
3.	Tanner Lee, 2017	3,143
4.	Tommy Armstrong Jr., 2015	3,030
5.	Taylor Martinez, 2012	2,871
6.	Tommy Armstrong Jr., 2014	2,695
7.	Zac Taylor, 2005	2,653
8.	Sam Keller, 2007	2,422
9.	Adrian Martinez, 2018	2,212
10.	Tommy Armstrong Jr., 2016	2,180

NEBRASKA FRESHMAN PASSING

RK	PLAYER, YEAR	YARDS
1.	Adrian Martinez, 2018	2,212
2.	Taylor Martinez, 2010	1,631

NEBRASKA TRUE FRESHMAN RUSHING

RK	PLAYER, YEAR	YARDS
1.	Ahman Green, 1995	1,086
2.	DeAngelo Evans, 1996	776
3.	David Horne, 2002	651
4.	Monte Anthony, 1974	587
5.	Adrian Martinez, 2018	535

NEBRASKA CAREER RUSHING

RK	PLAYER, YEARS	YARDS
1.	Mike Rozier, 1981-83	4,780
--		
21.	Marlon Lucky, 2005-08	2,393
22.	Jeff Kinney, 1969-71	2,244
23.	Terrell Newby, 2013-16	2,239
24.	Doug DuBose, 1982-85	2,205
25.	Bobby Reynolds, 1950-52	2,196
26.	Jarvis Redwine, 1979-80	2,161
27.	Tony Davis, 1973-75	2,153
28.	Steve Taylor, 1985-88	2,125
29.	Monte Anthony, 1974-77	2,077
30.	Devine Ozigbo, 2015-present	2,072

NEBRASKA SEASON RUSHING

RK	PLAYER, YEAR	YARDS
1.	Mike Rozier, 1983	2,148
--		
25.	Scott Frost, 1997	1,095
26.	Ahman Green, 1995	1,086
27.	Roger Craig, 1981	1,060
28.	Calvin Jones, 1993	1,043
29.	Jarvis Redwine, 1979	1,042
30.	Doug DuBose, 1984	1,040
31.	Jeff Kinney, 1971	1,037
32.	Taylor Martinez, 2012	1,019
	Marlon Lucky, 2007	1,019
34.	Derek Brown, 1992	1,011
35.	Tony Davis, 1973	1,008
--	Devine Ozigbo, 2018	958

CHARTING THE HUSKERS

ALL-TIME WINS

RK.	SCHOOL	WINS
1.	Michigan	952
2.	Ohio State	907
3.	Texas	905
4.	Alabama	901
5.	NEBRASKA	896
	Notre Dame	896

CONFERENCE TITLES

RK.	SCHOOL	TITLES
1.	NEBRASKA	46
	Oklahoma	46
3.	Michigan	42

AP NATIONAL TITLES

RK.	SCHOOL	TITLES
1.	Alabama	11
2.	Notre Dame	8
3.	Oklahoma	7
4.	Miami	5
	Ohio State	5
	USC	5
7.	NEBRASKA	4

COACHES POLL NATIONAL TITLES

RK.	SCHOOL	TITLES
1.	Alabama	10
2.	Oklahoma	6
3.	USC	5
4.	NEBRASKA	4

NATIONAL TITLES SINCE 1970

RK.	SCHOOL	TITLES
1.	Alabama	11
2.	NEBRASKA	5
	Miami	5

ALL-TIME BOWL APPEARANCES

RK.	SCHOOL	BOWLS
1.	Alabama	63
2.	Texas	54
3.	NEBRASKA	53

HEISMAN TROPHY WINNERS

RK.	SCHOOL	WINNERS
1.	Notre Dame	7
	Ohio State	7
3.	Oklahoma	6
	USC	6
5.	NEBRASKA	3

NFL DRAFT PICKS

RK.	SCHOOL	PICKS
1.	USC	506
2.	Notre Dame	499
3.	Ohio State	444
4.	Oklahoma	385
5.	Michigan	364
6.	NEBRASKA	359

MARTINEZ BRINGS DUAL THREAT TO NEBRASKA OFFENSE

Martinez has shown the ability to be a perfect fit in Coach Scott Frost's high-powered offense. Martinez has excelled in the past seven weeks, leading the Nebraska offense to at least 450 yards each game, the longest streak in school history.

Martinez has topped 400 yards of total offense three times in 2018. He has six 300-yard total offense games to tie a Nebraska season record. Martinez has thrown for better than 250 yards in six straight Big Ten games.

Against Purdue on Sept. 29, Martinez threw for 323 yards and two touchdowns, while adding 91 rushing yards. His 414 yards of total offense set a then-record for true freshman passing and total yards.

Martinez set a higher bar at Wisconsin. He threw for a Nebraska freshman record 384 yards and two touchdowns and accounted for a freshman record 441 yards of total offense.

He added his third career 400-yard total offense game with a complete effort against Minnesota. Martinez completed 25-of-29 passes for 276 yards and three touchdowns. He added a career-high 125 rushing yards and a touchdown and had a career-long 53-yard run.

- Martinez's 86.2 percent accuracy against Minnesota set a Nebraska record for best completion percentage with a minimum of 20 attempts. Martinez broke a record held by Dave Humm that stood for 44 years. The 86.2 completion rate was also the best in the FBS ranks this season for a player with more than 25 pass attempts.

- Martinez's three 400-yard career total offense games has already tied a Nebraska career record, matching Joe Ganz's career mark. His six 300-yard games matches the season total set by Ganz (2008) and Tommy Armstrong Jr. (2015).

- The 441 yards of total offense against Wisconsin not only set a school freshman record, it also ranked fourth on the overall single-game chart. His 414 yards of total offense against Purdue ranked 11th in school history.

- Martinez ranks third nationally among FBS freshmen in passing yards per game (245.8). He threw for more than 250 yards in a four-game stretch from Purdue to Minnesota, becoming the first NU quarterback to do that since 2015.

- Martinez tied his career-high with four touchdowns accounted for against Illinois (3 pass, 1 rush). He also totaled four touchdowns against Minnesota.

- Martinez had a memorable first start against Colorado. He rushed 15 times for 117 yards and two touchdowns, including a 41-yard run in the first quarter.

- Martinez became the first true freshman quarterback in NU history to start a season opener. He was just the second freshman quarterback to start an opener, joining Taylor Martinez who started as a redshirt freshman in 2010.

- Martinez joined Tommie Frazier (1992) and Cody Green (2009) as the only true freshmen to start at quarterback in Husker history.

- The 117 rushing yards by Martinez against Colorado were the most rushing yards by an NU quarterback since Tommy Armstrong Jr. rushed for 132 yards at Northwestern in 2016. It marked the most rushing yards for a quarterback in a season opener since Taylor Martinez ran for 135 yards against Chattanooga in 2011.

- The 41-yard touchdown run by Martinez against Colorado was the longest rush by a Husker quarterback since Armstrong had a 42-yard run against McNeese State in 2014. Martinez topped that with his 53-yard run vs. Minnesota.

- Martinez's 535 rushing yards are the most by a Nebraska true freshman quarterback and the fifth-most in NU history by any true freshman.

- Martinez has thrown for 2,212 yards this season to set a Nebraska freshman record and rank ninth on the NU season passing list.

- Martinez's has 2,747 yards of total offense this season to set a Nebraska freshman record. He ranks ninth on the single-season total offense list and is 253 yards from the seventh 3,000-yard total offense season in school history.

TOP FRESHMAN TOTAL OFFENSE GAMES IN NEBRASKA HISTORY

DATE	PLAYER, OPPONENT	YARDS
10-6-18	Adrian Martinez, at Wisconsin	441
10-23-10	Taylor Martinez, at Oklahoma State	435
9-29-18	Adrian Martinez, vs. Purdue	414
10-20-18	Adrian Martinez, vs. Minnesota	401
10-7-10	Taylor Martinez, at Kansas State	369
11-10-18	Adrian Martinez, vs. Illinois	345
11-3-18	Adrian Martinez, at Ohio State	338
9-29-18	Adrian Martinez, vs. Colorado	302

CLEAN SLATE AT QUARTERBACK

Nebraska's roster features four quarterbacks, none of whom had taken a snap for the Huskers before the 2018 season. Among the four quarterbacks, only a pair of transfers - sophomore Andrew Bunch (Scottsdale CC) and sophomore Noah Vedral (UCF) - had taken a snap at the collegiate level. Vedral is the only quarterback on the roster who had appeared in an FBS game. Vedral received a waiver on Friday, Oct. 12 to have immediate eligibility in 2018 and made his debut against Bethune-Cookman.

- This year marked the first time since 1972 that the Huskers opened a season without a single quarterback who had ever taken a snap at Nebraska. In that 1972 season, Dave Humm emerged as the starter and threw for 2,259

368

Consecutive Sellouts

108

Academic All-Americans

50

9-Win Seasons

46

Conference Titles

NEBRASKA FOOTBALL NCAA RECORDS

yards, which at the time was both a Nebraska and Big Eight Conference record.

- Adrian Martinez missed all of his senior season in 2017 due to injury. Before the Sept. 8 opener with Colorado, he last played in a game on Nov. 25, 2016, for Clovis High School in the semifinals of the Central Section CIF Division I Championships.
- For the third time in four seasons, Scott Frost's offense is being run by a quarterback who had never taken a snap at the FBS level prior to the start of the season. That group includes Adrian Martinez this season, true freshman McKenzie Milton at UCF in 2016 and FCS transfer Vernon Adams Jr. at Oregon in 2015.
- Frost has been an offensive play-caller for three quarterbacks in his career, and each of those quarterbacks have been among the most efficient passers in NCAA history. Heisman Trophy winner Marcus Mariota led the nation in pass efficiency in 2015 with the 11th-best mark in NCAA history. The next year, first-year starter Vernon Adams led the nation in pass efficiency with the 16th-best mark in NCAA history. McKenzie Milton emerged as the starter in the third game of his true freshman season at UCF in 2016 and in his first year as the full-time starter, Milton ranked second nationally in pass efficiency in 2017 with the No. 16 mark in NCAA history. Adrian Martinez ranks fourth in the Big Ten and 34th nationally in passing efficiency.
- Quarterbacks coach Mario Verduzco has guided four quarterbacks to conference newcomer-of-the-year accolades in the past 17 seasons.

OZIGBO POWERING NEBRASKA RUSHING ATTACK

Senior running back Devine Ozigbo has become the workhorse since taking over as the starter. In those seven games, he has topped the century mark five times, including 162 yards last week against Illinois. In the seven-game stretch, Ozigbo is averaging 124.0 yards per game, 8.9 yards per carry and has scored 11 touchdowns.

Ozigbo has produced the top four rushing days of his career, including a career-high 170 yards against Purdue, the 162-yard effort last week vs. Illinois, 159 yards at Northwestern and 152 yards against Minnesota.

- Ozigbo is one of only two backs in the Big Ten with four 150-yard rushing games in conference play, joining Wisconsin's Jonathon Taylor.
- Ozigbo's 162 yards against Illinois came on just 11 carries, an average of 14.7 yards per tote. Ozigbo posted the two longest runs of his career with a 66-yard touchdown run in the second quarter and a 60-yarder in the fourth quarter. He added a four-yard touchdown to post a career-high three touchdowns. It was his fourth multi-TD game of 2018 and the fifth of his career.
- Ozigbo ran for two first-quarter touchdowns against Minnesota, a 40-yarder and a 59-yard score. The 59-yard run was the longest of his career at the time.

• Ozigbo ran for 105 yards in the first quarter and 139 yards before halftime against Minnesota.

- In addition to his four games over the century mark in Big Ten play, Ozigbo added a fifth 100-yard rushing game with 11 carries for 110 yards against Bethune-Cookman. He did not play in the second half in the game.
- Ozigbo ranks fourth in the Big Ten in rushing yards per game in league games (109.0).
- Ozigbo is averaging an impressive 7.5 yards per carry, including 8.2 yards per tote in Big Ten play. He ranks fifth nationally in yards per attempt among players with at least 100 rushes.
- Ozigbo has 12 rushing touchdowns this season to tie Taylor for the Big Ten lead. In conference play, Ozigbo has 10 rushing touchdowns, three more than any other Big Ten player. His 12 rushing touchdowns are the most by a Husker since Ameer Abdullah had 19 in 2014.
- Ozigbo moved past the 2,000-yard career threshold in the Illinois game. He is the 30th player in school history with 2,000 career rushing yards, and Ozigbo enters the final two games with 2,072 career rushing yards, leaving him 124 yards from the top 25 in school history.
- Ozigbo is 42 yards from posting the 36th, 1,000-yard rushing season in Nebraska history. It would be the first 1,000-yard rushing season by a Husker since Ameer Abdullah in 2014.
- Ozigbo ranks in the top 10 nationally in 2018 in runs of 20 or more yards (8th, 11), 30 or more yards (7th, 7), 50 or more yards (8th, 3) and 60 or more yards (10th, 2).
- All seven of Ozigbo's runs of 30 yards or longer have come in Big Ten play. He is tied for the national lead with seven runs of 30 or more yards in conference play.

HUSKERS MAKING PROGRESS IN TAKEAWAY DEPARTMENT

Nebraska's defensive staff was known for producing takeaways in two seasons at UCF. While Nebraska started slow in that area this season, the Huskers have been excellent in creating turnovers over the past three games.

- Nebraska forced five turnovers against Illinois, its most since recording six takeaways against Wyoming in the second game of 2016.
- Nebraska has had three or more takeaways each of the past three games. That marks the first time NU has had three straight games with at least three takeaways since the 2014 season (Miami, Illinois, Michigan State).
- Nebraska has won the turnover margin battle the past three weeks. This marks the first time NU has had a positive turnover margin in three straight games since the final game of 2015 and the first two games of 2016.
- Nebraska has six more takeaways this season (18) than it had in 2017 (12). The plus-6 improvement in takeaways is the largest by a Husker team since a plus-11 improvement in 2009 (17 in 2008, 28 in 2009).

CHARTING THE HUSKERS

CONSECUTIVE HOME SELLOUTS

RK.	SCHOOL	SELLOUTS
1.	NEBRASKA	368
2.	Notre Dame	268

WINS THE LAST 50 SEASONS

RK.	SCHOOL	WINS
1.	NEBRASKA	471
2.	Oklahoma	464
3.	Ohio State	462

WINS THE LAST 40 SEASONS

RK.	SCHOOL	WINS
1.	NEBRASKA	374
	Ohio State	374
3.	Florida State	370

WINS THE LAST 30 SEASONS

RK.	SCHOOL	WINS
1.	Ohio State	289
2.	Florida State	281
3.	Florida	276
4.	NEBRASKA	271

9-WIN SEASONS

RK.	SCHOOL	SEASONS
1.	NEBRASKA	50
2.	Alabama	48
3.	Oklahoma	45

10-WIN SEASONS

RK.	SCHOOL	SEASONS
1.	Oklahoma	38
2.	Alabama	37
3.	Michigan	28
4.	NEBRASKA	27

WEEKS RANKED IN AP POLL

RK.	SCHOOL	WEEKS
1.	Ohio State	897
2.	Michigan	844
3.	Oklahoma	825
4.	Notre Dame	794
5.	Alabama	786
6.	USC	767
7.	NEBRASKA	728

WEEKS RANKED NO. 1 IN AP POLL

RK.	SCHOOL	WEEKS
1.	Alabama	115
2.	Ohio State	105
3.	Oklahoma	101
4.	Notre Dame	98
5.	USC	91
6.	Florida State	72
7.	NEBRASKA	70

WEEKS IN THE AP POLL TOP 10

RK.	SCHOOL	WEEKS
1.	Ohio State	618
2.	Oklahoma	583
3.	Alabama	546
4.	Notre Dame	544
5.	NEBRASKA	518

3rd

Bowl Games

4th

Coaches Poll National Titles

5th

All-Time Victories

7th

AP Poll National Titles

NEBRASKA FOOTBALL IN NCAA HISTORY

HOME OF THE HUSKERS



Memorial Stadium's history dates back more than 90 years. In the fall of 1922, a drive for \$430,000 in stadium construction funds was undertaken by faculty, students, alumni and friends of the University.

The stadium was named Memorial Stadium to honor all Nebraskans who served in the Civil and Spanish-American Wars; the 751 Nebraskans who died in World War I; the 3,839 in World War II; the 225 in Korea; the 422 in Vietnam; and those in Iraq.

Construction was completed in a few more than 90 working days and Memorial Stadium was dedicated on Oct. 20, 1923, at the Homecoming game in which Nebraska was held to a scoreless tie by Kansas.

The field at Memorial Stadium was named Tom Osborne Field - after the Huskers' legendary Hall-of-Fame coach - in 1998, one year after Osborne's retirement following 25 years and 255 victories as head coach.

TOP 10 HOME CROWDS

RK.	DATE	OPPONENT	ATT.
1.	Sept. 20, 2014	Miami	91,585
2.	Sept. 14, 2013	UCLA	91,471
3.	Aug. 30, 2014	Fla. Atlantic	91,441
4.	Nov. 29, 2013	Iowa	91,260
5.	Sept. 27, 2014	Illinois	91,225
6.	Nov. 22, 2014	Minnesota	91,186
7.	Aug. 31, 2013	Wyoming	91,185
8.	Nov. 2, 2013	Northwestern	91,140
9.	Nov. 1, 2014	Purdue	91,107
10.	Oct. 25, 2014	Rutgers	91,088

TOP 5 SEASON ATTENDANCE

RK.	YEAR	GAMES	TOTAL	AVG.
1.	2014	7	638,744	91,249
2.	2013	8	727,466	90,933
3.	2016	7	631,402	90,200
4.	2015	7	629,986	89,998
5.	2017	7	628,583	89,798

LONGEST HOME WIN STREAKS

RK.	BEGAN	ENDED	WINS
1.	Oct. 19, 1991	Oct. 31, 1998	47
2.	Sept. 28, 1901	Oct. 20, 1906	33
3.	Nov. 27, 1998	Nov. 2, 2002	26
4.	Sept. 27, 1969	Nov. 23, 1972	23
5.	Oct. 3, 1981	Nov. 17, 1984	21

Note: All streaks at Memorial Stadium, except for the 33-game home winning streak from 1901 to 1906.

- The Blackshirts have forced seven fumbles in the past two games—4 at Ohio State, 3 vs. Illinois. Nebraska forced just three fumbles in the first eight games of the season. The Huskers have forced 10 fumbles this season after forcing only nine fumbles combined in 2016 and 2017.
- Nebraska has won 22 of its last 24 games when winning the turnover battle, including the wins over Bethune-Cookman and Illinois. The Huskers are -1 in turnover margin in 2018, and are +6 over the past three games.
- UCF forced 58 takeaways in two seasons (2016-17), a total that ranked third nationally. The Knights ranked in the top 20 nationally in takeaways in each of the staff's two seasons in Orlando, while the Huskers last ranked in the top 20 nationally in takeaways in 2003.
- Led by the takeaways, UCF finished with a positive turnover margin in both 2016 and 2017. In contrast, NU has posted a positive turnover margin just twice in the past nine seasons.

DEFENSE LOOKS TO KEEP PRESSURE ON OPPOSING QB'S

The Nebraska defense has shown signs of an improved pass rush in 2018.

- Nebraska recorded seven sacks for 43 yards against Colorado. The seven sacks were the most for the Huskers since also recording seven at Michigan in 2013—a span of 56 games. The last time Nebraska had more than seven sacks was in the 2009 Big 12 title game against Texas, when the Huskers had nine sacks.
- Nebraska has 24 sacks in 2018, nearly doubling its 2017 team total of 14 sacks.
- Nebraska's plus-10 sack improvement is the largest by a Husker team since NU improved by 22 sacks from 2008 to 2009.
- Helped by the seven sacks, Nebraska limited Colorado to 44 rushing yards, including just 12 first-half rushing yards. The 44 yards rushing were, at the time, the fewest by a Nebraska opponent since Maryland rushed for 11 yards in 2016. The Huskers held Northwestern to an opponent season-low 32 rushing yards.

BARRY & GIFFORD LEADING HUSKER LINEBACKING CORPS

Junior Mohamed Barry and senior Luke Gifford have been the catalysts of a productive linebacking corps. Barry has posted six double-figure tackle games and leads the Huskers with 93 tackles, while ranking second on the team with 10 tackles for loss.

A fifth-year senior and captain, Gifford is fourth on the team with 55 tackles. He leads the Huskers with 5.5 sacks and 12 tackles for loss. Gifford had a career-best four tackles for loss, including a sack, at Northwestern.

Four-year starter Dedrick Young joins Barry at the other inside linebacker spot.

- Barry opened the year with a career-high 12 tackles against Colorado, and had 11 tackles against Michigan, Purdue, Minnesota, Bethune-Cookman and Illinois. He has had a career-high three tackles for loss against both Michigan and Bethune-Cookman.
- Barry is the first Husker with six double-figure tackle games in a season since Will Compton also had six double-digit games in 2012.

- Barry needs seven tackles to post the first 100-tackle season by a Blackshirt since Zaire Anderson in 2014.
- As a group, the Huskers' four starting linebackers combined for 42 tackles, 2.5 sacks and seven tackles for loss against Colorado.
- Gifford had 11 tackles, 1.5 sacks and two tackles for loss against Colorado. At Northwestern he had seven tackles, four tackles for loss, a sack and two hurries.
- The three veteran starting linebackers (Gifford, Young, Barry) represent three of Nebraska's four leading tacklers. The trio has accounted for 25 of the team's 59 tackles for loss and 8.5 of the Huskers' 24 sacks.

YOUNG CLIMBING NU TACKLE LIST

Senior linebacker Dedrick Young II continues to climb NU's career tackles list. He had eight tackles against Illinois and has 266 career tackles to rank ninth in school history. He is 11 tackles from the career top five.

Young entered 2018 with 201 career tackles, nearly 70 more than any other Husker. That total marked the fourth-highest total ever for a Nebraska player entering his senior season.

- Young is the 35th Husker to record 200 career tackles and was just the fourth to reach the mark prior to his senior season.
- Young has 65 tackles this season and is the first player in school history to total at least 60 tackles all four seasons. He set a Nebraska true freshman record with 61 tackles in 2015, added 60 stops as a sophomore in 2016 and totaled 80 tackles as a junior in 2017.
- Young recorded his first career interception in the fourth quarter against Minnesota, helping the Huskers close out the victory.

BOOTLE BATTLING OPPOSING RECEIVERS

Sophomore cornerback Dicaprio Bootle has shown his ability to be a top-flight cornerback in the Big Ten. The Florida native has a team-leading 15 pass breakups and leads the conference in passes defended per game.

- Bootle had five pass breakups at Michigan, tying for the most by a Nebraska player in a Big Ten Conference game.
- Bootle's five PBU vs. Michigan tied for the third-most in a single game in NU history and was the first time a Husker had five PBU since Stanley Jean-Baptiste also had five at Northwestern in 2012.
- Bootle has 15 PBU on the season. He is tied for second on the NU single-season PBU list and is just two breakups from the Husker single-season record.
- His 1.5 passes defended per game leads the Big Ten and ranks eighth nationally.

FOUR SENIORS SERVING AS 2018 TEAM CAPTAINS

Four Husker seniors are serving as captains for the 2018 season. On offense, the captains are OG Jerald Foster and WR Stanley Morgan Jr. Representing the defense are NT Mick Stoltenberg and LB Luke Gifford.

2018 NEBRASKA TEAM CAPTAINS

- Jerald Foster, Sr., OG, Lincoln, Neb.
- Stanley Morgan Jr., Sr., WR, New Orleans, La.
- Luke Gifford, Sr., LB, Lincoln, Neb.
- Mick Stoltenberg, Sr., NT, Gretna, Neb.
- This marks the second straight season Nebraska has had three Nebraska natives as captains. Prior to last season Nebraska had not had three homegrown captains since 2001.
- This marks the 13th straight season at least one native Nebraskan has been elected as a captain.
- Foster and Gifford were teammates at Lincoln Southeast High School. This marks the first time high school teammates have served as captains in the same year since Jerry Tagge and Jim Anderson in 1971. Tagge and Anderson both went Green Bay West High in Wisconsin. Foster and Gifford are the first pair on in-state high school teammates to serve as captains together.
- Foster is serving as a captain for the second straight season, and becomes just the 11th two-time team captain in NU history. This marks the sixth straight season an offensive lineman has served as a captain.

FROST IN FIRST SEASON

Scott Frost is in his first season as Nebraska's head coach in 2018. Frost is in his third season overall as a head coach, and owns a 22-14 career record as a head coach.

- Frost was the consensus 2017 national coach of the year after leading UCF to a 13-0 season. UCF was the only FBS unbeaten team in 2017.
- In Orlando, Frost led the greatest two-year turnaround in college football history. He inherited an 0-12 team and led the Knights to a bowl game in his first season in 2016. That set the stage for Frost to become the first coach in FBS history to turn a winless team into an undefeated team in just two years.
- Frost brought all nine of his UCF assistant coaches with him to Lincoln. Barrett Ruud also followed Frost to Lincoln after serving as a quality control administrator with the Knights. Ruud was promoted to inside linebackers coach in January, when the NCAA permitted schools to add a 10th assistant coach.
- Before becoming UCF's head coach in 2016, Frost spent seven seasons at Oregon (2009-15) and two years at Northern Iowa (2007-08). Included in those stops were stints as the Ducks' offensive coordinator from 2013 to 2015 and as the Panthers' defensive coordinator in 2008.
- Frost has been a proven winner in his coaching career. In 12 seasons as a full-time assistant or head coach, Frost's teams have posted a 122-31 record, averaging more than 11 wins per season. Frost has been a part of seven conference championship teams in his 11 seasons and has twice coached in the national championship game.
- Frost's teams have been ranked in the top 15 in 10 of his 11 seasons, including eight top-10 final rankings and six top-five final rankings.

- A Nebraska native, Frost is the fifth Husker player to return to Nebraska as head coach. His staff also features former Husker players Greg Austin (2003-06), Ryan Held (1993-96) and Barrett Ruud (2001-04).

FORMER HUSKERS WHO RETURNED TO BE NEBRASKA'S HEAD COACH

NAME	PLAYED	COACHED
Glenn Presnell	1925-27	1942
A.J. Lewandowski	1928-29	1943-44
Bernie Masterson	1931-33	1946-48
Frank Solich	1963-65	1998-2003
Scott Frost	1996-97	2018

FROST HAS PLAYED FOR & COACHED WITH THE BEST

Throughout both his playing and coaching career, Scott Frost has had the opportunity to learn from some of the game's best coaches.

- Frost played for three Hall of Fame coaches in his career, and he has coached with Chip Kelly, who has been both the college football coach of the year and the NFL coach of the year.

NATIONAL COACHES OF THE YEAR FROST HAS PLAYED FOR OR COACHED WITH

- Bill Belichick, New York Jets
- Chip Kelly, Oregon Ducks
- Bill Parcells, New York Jets
- Tom Osborne, Nebraska Cornhuskers
- Mike Tomlin, Tampa Bay Buccaneers
- Bill Walsh, Stanford Cardinal

STAFF HAS FAMILIAR, FRESH FACES

All 11 members of Nebraska's coaching staff are in their first season with the Huskers. None of the 11 had been a full-time coach at NU before, but the staff still has plenty of Husker ties.

Head Coach Scott Frost played for Nebraska from 1995 to 1997 and served as a graduate assistant coach during the Huskers' preparations for the 2002 Independence Bowl. Running backs coach Ryan Held also played for Nebraska (1993-96) and was an undergraduate coach on Nebraska's 1997 national championship team. Barrett Ruud (2001-04) and Greg Austin (2003-06) are also former Huskers, although neither had ever coached at Nebraska prior to this season.

The fresh faces on staff are seven assistants who are Nebraska newcomers: defensive coordinator Erik Chinander, offensive coordinator Troy Walters, special teams coordinator and outside linebackers coach Jovan Dewitt, tight ends coach Sean Beckton, defensive line coach Mike Dawson, defensive backs coach Travis Fisher and quarterbacks coach Mario Verduzco.

Although all 11 members of the staff are coaching in the Big Ten for the first time this fall, the staff boasts plenty of big-time experience. The staff owns a collective 25 years of coaching experience at nine different Power Five programs. Austin, Chinander and Dawson also spent a combined five seasons coaching in the National Football League.

FORMER HUSKERS ON 2018 STAFF

- Scott Frost, Head Coach (1995-97)
- Greg Austin, Assistant Coach (2003-06)
- Ryan Held, Assistant Coach (1993-96)
- Barrett Ruud, Assistant Coach (2001-04)

HUSKER HIGHLIGHTS

1

Nebraska football is the only team in any sport in NCAA history to boast 100 athletic All-Americans and 100 academic All-Americans.

3

Three Huskers have won the Heisman Trophy, all since 1972. Johnny Rodgers won in 1972, Mike Rozier in 1983 and Eric Crouch in 2001.

5

Nebraska ranks fifth in NCAA history with 896 all-time victories. The Huskers are one of only 10 teams with 800 all-time wins.

5

Nebraska has won five national titles: 1970, 1971, 1994, 1995 and 1997. The Huskers have won the second-most national titles of any school in the country since 1970.

9

Nebraska ranks ninth nationally with a total of 24 former players and coaches (18 players, six coaches) who have been enshrined in the College Football Hall of Fame.

25

Nebraska leads the nation with a former Husker on a Super Bowl roster for 25 consecutive years.

46

The Huskers have won 46 conference titles in program history, the most in NCAA history. This includes 33 perfect conference seasons and 27 unbeaten seasons.

53

Nebraska ranks third in NCAA history with 53 all-time bowl appearances. The Huskers are one of only five teams to appear in 50 bowl games.

56

Nebraska has had at least one player selected in each of the past 56 NFL Drafts. Only four schools have a longer NFL Draft streak.

108

Nebraska football has totaled 108 CoSIDA Academic All-Americans, the most of any team in any sport in NCAA history.

333

Across all sports, the University of Nebraska has totaled a nation-leading 333 CoSIDA Academic All-Americans, 75 more than any other school.

368

Memorial Stadium has been sold out for an NCAA-record 368 consecutive games dating back to Nov. 3, 1962 (including Michigan State game).



Nebraska has a long-standing tradition of being one of the leading programs in putting players into the National Football League.

Twenty-six Huskers are currently on NFL rosters, including 19 on active 53-man rosters, with another four players on NFL practice squads and three players on injured reserve.

The group is led by four-time All-Pro and five-time Pro Bowl selection Ndamukong Suh who is in his first season with the Los Angeles Rams. Linebacker Lavonte David is a captain of the Tampa Bay Buccaneers and has more than 750 tackles in six NFL seasons. David is a three-time All-Pro.

- Nebraska has had more than 400 players see action in the National Football League.
- At least one Husker has been selected in 56 consecutive NFL Drafts, the fifth-longest streak in NFL history.
- Two or more Huskers were taken in every NFL Draft from 1963 to 2016, the longest such streak in Draft history.
- A former Husker has appeared on a Super Bowl roster for 25 consecutive years, the longest streak in the nation.
- Since 1997, Nebraska ranks second in the Big Ten Conference with 90 NFL draftees.

Chris Jones, Arizona Cardinals, PS
Sam Koch, Baltimore Ravens
Alex Lewis, Baltimore Ravens
Stanley Jean-Baptiste, Baltimore Ravens, IR
Jeremiah Sirles, Buffalo Bills
Prince Amukamara, Chicago Bears
Cethan Carter, Cincinnati Bengals, IR
Maliek Collins, Dallas Cowboys
Randy Gregory, Dallas Cowboys
Brett Maher, Dallas Cowboys
Andy Janovich, Denver Broncos, Team Captain
Matt Slauson, Indianapolis Colts
Niles Paul, Jacksonville Jaguars
Tanner Lee, Jacksonville Jaguars, PS
Ndamukong Suh, Los Angeles Rams
Ameer Abdullah, Minnesota Vikings
Rex Burkhead, New England Patriots
Vincent Valentine, New England Patriots, PS
Nick Gates, New York Giants, IR
Quincy Enunwa, New York Jets, Captain
Spencer Long, New York Jets
Brent Qvale, New York Jets
Nathan Gerry, Philadelphia Eagles
Lavonte David, Tampa Bay Buccaneers
Will Compton, Tennessee Titans
Joshua Kalu, Tennessee Titans, PS

STAFF FEATURES TOP COACHES

Nebraska Head Coach Scott Frost, the 2017 conference, regional and national coach of the year, brought a top-notch staff with him to Lincoln as each of his assistant coaches and his head strength coach followed Frost to Nebraska.

- Frost was the consensus choice for the 2017 national coach of the year, after he led UCF to a 13-0 record as the nation's only undefeated team. Frost was named the 2017 national coach of the year by eight different organizations.
- Frost, Alabama's Nick Saban and Wisconsin's Paul Chryst are the only coaches to be a semifinalist for the George Munger Coach-of-the-Year Award in both 2016 and 2017.
- Defensive coordinator Erik Chinander was one of 40 nominees for the 2016 Broyles Award.
- Offensive coordinator Troy Walters was one of five finalists for the 2017 Broyles Award.
- Zach Duval was named the 2017 National Strength & Conditioning Coach of the Year.

FROST HAS SUCCESSFUL OFFENSIVE PEDIGREE

Nebraska is one of the nation's most improved offenses in 2018. NU averages 482.6 yards per game to rank 13th nationally.

The offensive success continues a long history of Scott Frost offensive excellence.

- In two seasons in Orlando, Frost and his offensive staff helped UCF improve by an average of more than 27 points per game and by more than 270 yards of total offense per game.
- The staff inherited a UCF offense that ranked 125th nationally in scoring and 127th in total offense. Two years later, the Knights led the nation in scoring and ranked fifth in total offense.
- In nine seasons as an offensive assistant, offensive coordinator or play-calling head coach, Frost has been a part of eight units that ranked in the top 10 nationally in scoring and seven that ranked in the top 10 in total offense.

NATIONAL RANKINGS IN FROST'S 9 SEASONS AS AN OFFENSIVE COACH

YEAR	SCHOOL	TOTAL	SCORING
2009	Oregon	33rd	8th
2010	Oregon	1st	1st
2011	Oregon	4th	3rd
2012	Oregon	5th	2nd
2013*	Oregon	2nd	4th
2014*	Oregon	3rd	4th
2015*	Oregon	5th	5th
2016*	UCF	113th	66th
2017*	UCF	5th	1st
2018*	Nebraska	13th	40th

*offensive play-caller

YOUTH DOMINATES NU ROSTER

Nebraska's 138-player roster features 54 newcomers who were not on last year's roster, including 40 true freshmen and 11 transfers (5 junior college transfers, 4 FBS transfers and 2 FCS transfers) and three new walk-ons.

- More than two-thirds of the squad is comprised of underclassmen, as 93 of the Huskers' 138 players are either freshmen or sophomores.

WALK-ONS EARN SCHOLARSHIPS

Nebraska Head Coach Scott Frost placed three former walk-ons on scholarship for 2018.

2018 WALK-ONS EARNING SCHOLARSHIPS

- Wyatt Mazour, Jr., RB
- Bryan Reimers, Sr., WR
- Jacob Weinmaster, Jr., ILB

FREEDOM RECOGNIZED FOR GOOD WORKS

Senior defensive end Freedom Akinmoladun is one of 11 FBS football student-athletes named to the 2018 Allstate AFCA Good Works Team®.

Akinmoladun is the 15th Husker football player to receive the honor, and the first since C.J. Zimmerer in 2013.

One of the most active student-athletes at Nebraska, Akinmoladun has earned recognition on the Brook Berringer and Tom Osborne Citizenship Teams in 2015, 2016, 2017 and 2018 for his outreach work, while also earning Nebraska Student-Athlete HERO Leadership Awards in 2015 and 2016. Akinmoladun spent a week in May of 2018 in Panama as part of Nebraska's No Filter Outreach trip.

On the field, Akinmoladun is a three-year starter on the Husker defensive line. The 2018 Allstate AFCA Good Works Team® will be invited to New Orleans to participate in a special community service project ahead of the 2019 Allstate® Sugar Bowl®, where the entire team will also be recognized on the field during a halftime presentation.

TAYLOR HONORED WITH ON-CAMPUS HOF SALUTE

Nebraska great Aaron Taylor was honored for his upcoming induction into the College Hall of Fame with a National Football Foundation Hall of Fame On-Campus Salute during the Minnesota game. Taylor returned to Memorial Stadium to accept a Hall of Fame plaque that will remain on permanent display at Nebraska.

Taylor was a two-time first-team All-American as a junior and senior, and is the only Husker to earn first-team All-America honors at two different positions. He also captured the 1997 Outland Trophy as the nation's most outstanding interior lineman.

Taylor was also part of three Nebraska national championship teams. He is the 18th Nebraska player elected to the College Football Hall of Fame. Nebraska also has six former coaches in the Hall.

NU AMONG ATTENDANCE LEADERS

Nebraska averaged 89,798 fans for seven home games in 2017 to rank 10th nationally in average attendance. NU has ranked in the top 11 nationally in attendance each of the past five seasons. The Huskers ranked 10th in 2016 (90,200), 11th in 2015 (89,998); 10th in 2014 (91,249, a school record) and ninth in 2013 (90,933).

- The Huskers have ranked in the top 15 nationally in attendance every season since 2006 and in the top 20 every year since at least 2000.
- Nebraska is averaging 89,074 fans through six home games in 2018.

NCAA-RECORD SELLOUT
STREAK CONTINUES

One of the most remarkable streaks in college sports continues in 2018. Nebraska has sold out every game at Memorial Stadium since Nov. 3, 1962, an NCAA-record streak of 368 consecutive sellouts (including Michigan State), 100 more than second-place Notre Dame. NU is 308-59 (.839) during the streak and overall attendance during the streak is more than 28 million fans.

LONGEST SELLOUT STREAKS IN
NCAA HISTORY

RK.	SCHOOL	TOTAL
1.	Nebraska	368
2.	Notre Dame	268

HUSKERS OWN IMPRESSIVE
HOME-FIELD ADVANTAGE

Nebraska has rewarded the loyalty of its fans with great success at Memorial Stadium.

- Nebraska has won at least six home games in 24 of the past 31 seasons. NU is 174-36 (.829) at home since 1989.
- The Huskers were 7-0 at home in 2016, marking the Huskers' first perfect home season since 2012, and just the second since 2001.
- NU is 20-12 in Big Ten home games since joining the league in 2011.
- Since 1970, Nebraska has had three home winning streaks of 20 or more games and has posted 41 unbeaten and untied home seasons.
- The Huskers are 543-155-20 all-time in Lincoln (.770, 718 games, 129 years), and 418-132-13 (.754, 563 games, 96 years) in Memorial Stadium (since 1923).

NEBRASKA AMONG TOP
ALL-TIME PROGRAMS

Nebraska is in its 129th season and boasts an 896-387-40 all-time record in 1,323 games (.692). Nebraska is one of 10 programs with 800 all-time victories, ranking fifth with 896 wins.

- Nebraska is nearing the 900-win club. Entering the 2018 season, Michigan (952) was the only program with 900 wins. Ohio State (907), Texas (905) and Alabama (901) have joined the group in 2018.
- Since 1970, Nebraska owns a 462-145-5 record, for a .759 winning percentage in 612 games.
- Nebraska is the nation's wins leader over the last 40 and 50 years.
- Nebraska has 24 10-win seasons since 1970. Overall, the Huskers have won at least 10 games in a season 27 times, including 12 seasons with 11 or more wins, seven seasons with 12 or more wins and three 13-win seasons (1971, 1994, 1997).
- NU posted its nation-leading 50th all-time nine-win season in 2016. Forty-two of those nine-win seasons have come since 1970 and 48 since 1962, 15 more than any other school.
- NU was the first team in NCAA history to win 100 games in consecutive decades, leading the nation with 103 wins in the 1980s and ranking second with 108 wins in the 1990s.

HUSKERS RANK 4TH & 7TH
ALL-TIME IN NATIONAL TITLES

Nebraska has won a total of five national titles in 1970, 1971, 1994, 1995 and 1997. In 1971, 1995 and 1997, the Huskers were crowned national champions in both the Associated Press and coaches' polls. In 1970, Nebraska was awarded the AP national title, but was No. 3 in the coaches poll behind No. 1 Texas and No. 2 Ohio State, both of whom lost their bowl games (the coaches' poll was voted on before bowl games). In 1997, undefeated Nebraska was voted No. 1 in the coaches' poll, while undefeated Michigan was No. 1 in the AP poll.

- In the coaches' poll (since 1950), Nebraska is tied with Miami and Texas for fourth with four national titles, behind Alabama (10), Oklahoma (6) and USC (5).
- In the AP poll (since 1936), Nebraska is tied with Minnesota for seventh with four national titles, trailing Alabama (11), Notre Dame (8), Oklahoma (7), Miami (5), Ohio State (5) and USC (5).

NU LEADS IN CONFERENCE CROWNS

Nebraska has won a nation-leading 46 football conference championships in school history. The Huskers won 13 conference titles under Tom Osborne and eight under Bob Devaney.

- The Huskers have won titles in five different conferences, including: the Western Inter-State University Foot Ball Association (3 titles); the Missouri Valley (12 titles); the Big 6 (9 titles); the Big Eight (20 titles); and the Big 12 (2 titles).
- Nebraska's 46 conference titles are tied with Oklahoma for the most in NCAA history. Nebraska, Oklahoma and Michigan (42) are the only programs in NCAA history to win at least 40 conference championships.

NEBRASKA ALSO EXCELS
IN THE CLASSROOM

Nebraska's rich tradition is not limited to the field, as the Huskers have been outstanding in the classroom as well.

- Nebraska owns the NCAA record with 333 CoSIDA Academic All-Americans across all sports.
- Nebraska football has produced 108 academic All-Americans, the most of any single team in NCAA history.
- Nebraska also owns the NCAA record with 17 Top 10 Award Winners, which is considered the "Heisman Trophy" of academics.
- Nebraska football has produced nine Top 10 Award winners, the most of any single team in NCAA history.

NEBRASKA UNDER FROST

Overall	3-7
vs. AP Ranked Teams	0-3
vs. AP Top 10 Teams	0-1
vs. Unranked Teams	3-4
vs. Big Ten Teams	2-5
Home	3-3
Road	0-4
Neutral	0-0
In August	0-0
In September	0-4
In October	2-2
In November	1-1
In December	0-0
In January	0-0
When Rushing for 200 or more yards	3-3
When Rushing for 300 or more yards	2-1
When Passing for 200 or more yards	3-5
When Passing for 300 or more yards	0-2
When NU player rushes for 100 yards	3-3
When NU has two 100-yard rushers	1-1
When NU player has 100 yards receiving	2-2
When Opponent has 100 Yd. Rusher	1-3
When Scoring 35 or More Points	3-0
When Holding Opponent to 10 Pts. or less	1-0
When forcing three or more turnovers	2-1
When winning turnover margin	2-1
When Nebraska scores first	3-3
When Nebraska leads at halftime	3-2
When Nebraska trails at halftime	0-5
When Nebraska is tied at halftime	0-0
Games decided by 11 points or more	3-3
Games decided by 10 or less	0-4
Games decided by 7 or less	0-4
Games decided by 3 or less	0-1
Overtime games	0-1

SCOUTING THE MICHIGAN STATE SPARTANS (6-4)

MICHIGAN STATE SPARTANS (6-4)



HEAD COACH MARK DANTONIO

- 106-49 (at Michigan State)
- 124-66 (Career Record)
- 2-3 vs. Nebraska

2018 SCHEDULE

Aug. 31	Utah State (W, 38-31)
Sept. 8	at Arizona State (L, 13-16)
Sept. 22	at Indiana (W, 35-21)
Sept. 29	Central Michigan (W, 31-20)
Oct. 6	Northwestern (L, 19-29)
Oct. 13	at Penn State (W, 21-17)
Oct. 20	vs. Michigan (L, 7-21)
Oct. 27	vs. Purdue (W, 23-13)
Nov. 3	at Maryland (W, 24-3)
Nov. 10	vs. Ohio State (L, 6-26)
Nov. 17	at Nebraska
Nov. 24	vs. Rutgers

Michigan State is coming off a 26-6 loss against Ohio State on Nov. 10. The game was a defensive battle, in which Michigan State put up only 274 yards of total offense.



Brian Lewerke leads the MSU offense and has gone 162-298 through the air for 1,868 yards, eight touchdowns and nine interceptions. Felton Davis and Cody White are Lewerke's favorite targets. Davis has 31 receptions for 474 yards and four touchdowns, while White has 30 grabs for 435 yards and two scores. Connor Heyward is the most productive running back with 74 rushes for 359 yards and five touchdowns.

On the opposite side of the ball, Andrew Dowell and Joe Bachie spearhead the defense. Dowell leads the team with 75 tackles and Bachie has racked up 73 takedowns. As a team,

the Spartans have racked up 24 sacks, 12 interceptions, 11 forced fumbles and six fumble recoveries.

NEBRASKA VS. MICHIGAN STATE SERIES HISTORY

Nebraska and Michigan State have met 10 times prior to today and Nebraska leads the series 8-2. The teams haven't played since 2015 when NU snapped a two-game losing streak to MSU with a thrilling 39-38 win over the No. 6 Spartans in Lincoln. Nebraska scored two touchdowns in the final 1:47 of the game to rally from a 38-26 deficit. Nebraska trailed by 24 points heading into the fourth quarter in 2014, but a furious rally gave NU a chance to win before the Spartans held on. The schools were in the same division from 2011 to 2013, but now are in opposite divisions of the Big Ten.

ABOUT MICHIGAN STATE FOOTBALL

Michigan State has fielded a football team since 1896. On Nov. 3, the team picked up its 700th program win. The Spartans claim six national titles and nine Big Ten Conference championships. The Spartans' latest conference title came in 2015 when they defeated Iowa in the Big Ten Championship game. MSU has played in 27 bowl games and holds a 12-15 record in bowl games. Most recently, Michigan State defeated Washington State in the 2017 Holiday Bowl. Additionally, in 2015, the Spartans made the program's only College Football Playoff appearance.

- **Location:** East Lansing, Mich.
- **Enrollment:** 50,019
- **Conference:** Big Ten Conference
- **Colors:** Green & White
- **Stadium:** Spartan Stadium

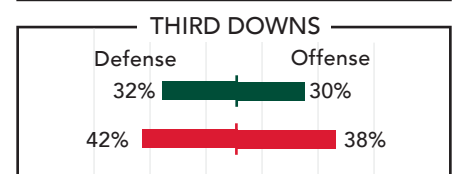
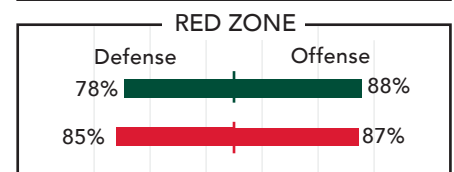
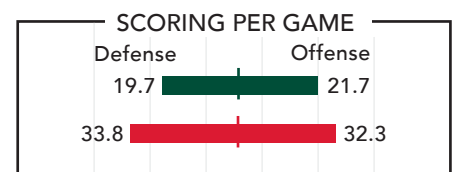
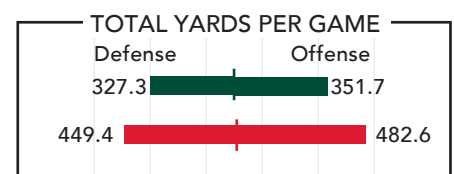
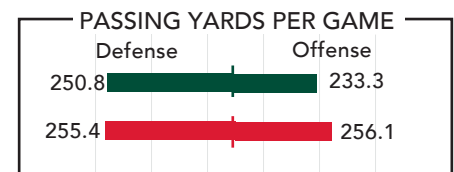
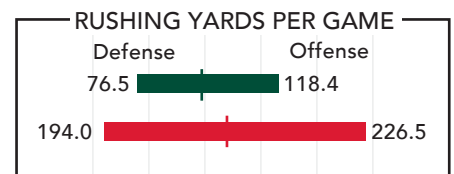
STATISTICAL RANKING COMPARISON

NEB	CONF.	NAT.	CATEGORY	NAT.	CONF.	MSU
226.5	4th	22nd	Rushing Offense	116th	13th	118.4
256.1	3rd	42nd	Passing Offense	68th	7th	233.3
482.6	2nd	13th	Total Offense	110th	13th	351.7
32.3	4th	40th	Scoring Offense	117th	13th	21.7
194.0	12th	90th	Rushing Defense	1st	1st	76.5
255.4	12th	101st	Pass Defense	97th	11th	250.8
449.4	13th	107th	Total Defense	21st	3rd	327.3
33.8	13th	101st	Scoring Defense	17th	3rd	19.7
38%	9th	86th	3rd-Down Offense	128th	14th	30%
42%	12th	94th	3rd-Down Defense	14th	3rd	32%
87%	6th	39th	Red Zone Offense	31st	5th	88%
85%	6th	80th	Red Zone Defense	25th	2nd	78%
36.69	11th	80th	Net Punting	84th	12th	36.5
10.92	2nd	43rd	Punt Returns	102nd	11th	6.12
770	13th	123rd	Penalty Yards	55th	6th	520
-0.10	10th	74th	Turnover Margin	58th	6th	0.10

SPARTAN STAT LEADERS

PASSING	CMP-ATT-INT	PCT	YDS	TD	
Brian Lewerke	162-298-9	109.8	1,868	8	
Rocky Lombardi	24-69-1	107.0	419	2	
RUSHING	ATT.	YDS	YPC	TD	
Connor Heyward	74	359	4.9	5	
La'Darius Jefferson	67	227	3.4	2	
LJ Scott	55	180	3.3	0	
RECEIVING	REC.	YDS	YPC	TD	
Felton Davis	31	474	15.3	4	
Cody White	30	435	14.5	2	
Darrell Stewart	28	292	10.4	1	
Connor Heyward	23	144	6.3	0	
TACKLES	SOLO	TOTAL	TFL	SACK	
Andrew Dowell	31	75	7	3.0	
Joe Bachie	34	73	6.5	1.0	
Khari Willis	35	71	0.5	0	
Justin Layne	43	65	2.5	0.5	
Kenny Willekes	30	64	17.0	8.5	
PUNTING	NO.	YDS	AVG	LG	I20
Tyler Hunt	36	1,444	40.1	63	15
FIELD GOALS	MADE	ATT	PCT	LG	
Matt Coghlin	14	16	87.5	49	

STATISTICAL COMPARISON



■ MICHIGAN STATE ■ NEBRASKA

COACHING LEDGER

NEBRASKA (2018)

- Head Coach (3-7 Record)

CENTRAL FLORIDA (2016-17)

- Head Coach (19-7 Record)

OREGON (2009-15)

- Offensive Coordinator (2013-15)
- Assistant Coach (WR) (2009-12)

NORTHERN IOWA (2007-08)

- Co-Defensive Coordinator (2008)
- Assistant Coach (LB) (2007)

KANSAS STATE (2006)

- Graduate Assistant

NEBRASKA (2002)

- Graduate Assistant

HEAD COACH SCOTT FROST

- 2017 NATIONAL COACH OF THE YEAR
- 2017 AFCA REGION 1 COACH OF THE YEAR
- 2017 CONFERENCE COACH OF THE YEAR



YEARLY TEAM RECORDS

YEAR	TEAM (ROLE)	RECORD
2007	Northern Iowa (AC)	12-1
2008	Northern Iowa (DC)	12-3
2009	Oregon (AC)	10-3
2010	Oregon (AC)	12-1
2011	Oregon (AC)	12-2
2012	Oregon (AC)	12-1
2013	Oregon (OC)	11-2
2014	Oregon (OC)	13-2
2015	Oregon (OC)	9-3
2016	UCF (HC)	6-7
2017	UCF (HC)	13-0
2018	Nebraska (HC)	3-7
HEAD COACHING RECORD		22-14
OVERALL RECORD		125-32

YEARLY TEAM RANKINGS

YEAR	TEAM (ROLE)	RANK
2007	UNI (AC)	4th
2008	UNI (DC)	4th
2009	Oregon (AC)	11th
2010	Oregon (AC)	3rd
2011	Oregon (AC)	4th
2012	Oregon (AC)	2nd
2013	Oregon (OC)	9th
2014	Oregon (OC)	2nd
2015	Oregon (OC)	14th*
2016	UCF (HC)	NR
2017	UCF (HC)	6th

*ranking prior to bowl game

CONFERENCE TITLES (7)

YEAR	TEAM	CONFERENCE
2007	UNI (AC)	Gateway
2008	UNI (DC)	Missouri Valley
2009	Oregon (AC)	Pac-10
2010	Oregon (AC)	Pac-10
2011	Oregon (AC)	Pac-12
2014	Oregon (OC)	Pac-12
2017	UCF (HC)	American

PLAYING LEDGER

NATIONAL FOOTBALL LEAGUE

- 3rd-Round Pick in 1998 NFL Draft
- 6-Year NFL Career at Safety

NEBRASKA (1995-97)

- 1995 & 1997 National Champion
- 24-2 Record as Starting Quarterback
- 1996 Big 12 Newcomer of the Year

STANFORD (1993-94)

- Two-Way Starter at Quarterback & Safety

NATIONAL COACH OF THE YEAR

Scott Frost was the consensus choice as the 2017 national coach of the year, earning the honor from at least eight different organizations.

As the Paul "Bear" Bryant Award winner, Frost joined Chris Petersen (2006 & 2009, Boise State) as the only coaches in the 32-year history of the award to win the honor while coaching a team outside of a Power Five Conference.

HISTORIC TURNAROUND AT UCF

At UCF, Frost and his staff produced the greatest two-year turnaround in college football history, inheriting an 0-12 team and leading the Knights to a 13-0 record just two years later.

- In his first season in 2016, Frost made history as the only first-time head coach in FBS history to make a bowl game with a team that was winless the previous season.
- UCF tied for the national lead with a six-win improvement from the 2015 to 2016 season. The Knights then ranked third nationally with a seven-win improvement from 2016 to 2017.
- UCF's seven-win improvement from 2016 to 2017 ranked 11th in NCAA history and was just the second time a bowl team improved by more than six wins the next season.
- Frost called UCF's plays, leading the greatest two-year offensive turnaround in NCAA history. The Knights' went from last to fifth in total offense, improving their output by more than 260 yards per game. UCF also went from third-to-last to first in scoring offense, improving by nearly 35 points per game.

FROST LED UCF TO 13-0 SEASON

In just his second season, Scott Frost guided UCF to a 13-0 record in 2017, when the Knights were the nation's only undefeated team.

- Frost became the fourth coach in FBS history to post a 13-0 record or better in either his first or second season as a head coach. Among that quartet, Frost is the only coach who inherited a team that won fewer than five games (inherited an 0-12 UCF team).
- Frost is one of only six active FBS head coaches who has posted a 13-0 season or better, joining Jimbo Fisher, Gary Patterson, Chris Petersen, Nick Saban and Kyle Whittingham.

- Frost also led Nebraska to a 13-0 record and a national title as the Huskers' starting quarterback in 1997. Frost is the only person in NCAA history to post a 13-0 season (or better) as both a player and a head coach.

ACTIVE FBS HEAD COACHES WHO HAVE PRODUCED A 13-0 SEASON OR BETTER

- Jimbo Fisher (Texas A&M)
- Scott Frost (Nebraska)
- Gary Patterson (TCU)
- Chris Petersen (Washington)
- Nick Saban (Alabama)
- Kyle Whittingham (Utah)

COACHES WITH A 13-0 SEASON IN THEIR 1ST OR 2ND YEAR AS A HEAD COACH

Year	Coach (School)	Season
1888	Walter Camp (Yale)	1st
2000	Bob Stoops (Oklahoma)	2nd
2006	Chris Petersen (Boise State)	1st
2017	Scott Frost (UCF)	2nd

FROST A TOP OFFENSIVE COACH

This fall marks Scott Frost's 10th season as either an offensive assistant, offensive coordinator or head coach who calls the offensive plays. During that time, he has consistently proven to be one of the nation's finest offensive coaches.

- In his last nine seasons coaching offense, Frost has worked with eight units that finished in the top 10 nationally in scoring, including seven that ranked in the top five.
- Frost has also been a part of seven teams that ranked in the top 10 nationally in total offense the past nine seasons.

FROST A PROVEN WINNER

The teams Scott Frost has been a part of have averaged 11 wins per season over the last 11 years, winning a total of seven conference titles.

- Frost has coached in two national title games and his teams have finished with a top-10 ranking eight times in the past 11 years.
- In two seasons as UCF's head coach, the Knights boasted the nation's best win improvement in 2016 and were the only FBS team to go undefeated in 2017.
- Frost was a two-time national champion who helped Nebraska to a 36-2 record, including a 24-2 mark as NU's starting quarterback.
- Frost is one of four active head coaches who won a national title as a player and is the only coach who won multiple national titles.

2018 NEBRASKA ASSISTANT COACHES



TROY WALTERS
OFFENSIVE COORDINATOR/
WIDE RECEIVERS

- 1st Season at Nebraska
- 11th Career Season
- 3rd Year as an Offensive Coord.

Walters was the coordinator for the greatest two-year offensive improvement in NCAA history at UCF (125th to 1st). The Knights led the country in scoring in 2017 when he was a finalist for the Broyles Award. Walters also coaches the wide receivers, a position he played at Stanford and for eight seasons in the NFL. Walters is the only former Biletnikoff Award winner currently coaching in the FBS ranks, and he is the Pac-12's all-time leading receiver (4,047 yards).



GREG AUSTIN
OFFENSIVE LINE

- 1st Season at Nebraska
- 9th Career Season
- 2 Years of NFL Experience

A former honorable-mention All-Big 12 Husker lineman, Austin boasts Power Five (Oregon) and NFL (Philadelphia) coaching experience. In 2017, his line paved the way for UCF to rank in the top 10 nationally in both rushing and passing touchdowns.



SEAN BECKTON
TIGHT ENDS

- 1st Season at Nebraska
- 23rd Career Season
- 20th Year as a College Coach

One of the top receivers in UCF history, Nebraska marks Beckton's first coaching job outside the state of Florida. A veteran and versatile coach, Beckton has developed NFL draft picks at three different positions - cornerback, wide receiver and tight end.



RYAN HELD
RUNNING BACKS

- 1st Season at Nebraska
- 19th Career Season
- 12 Years as a Head Coach

A former Husker, Held brings 12 years of head coaching experience at the junior college and Division II levels to Lincoln. He also boasts a winning pedigree after winning two national titles as a Husker and two as a coach (Nebraska and Tennessee).



MARIO VERDUZCO
QUARTERBACKS

- 1st Season at Nebraska
- 42nd Career Season
- 31st Year as a College Coach

Under Verduzco, UCF's McKenzie Milton ranked 2nd nationally - and 16th in NCAA history - in pass efficiency in 2017. Milton also became just the third underclassman in NCAA history to record 4,000 yards passing and 500 yards rushing in a season.



ERIK CHINANDER
DEFENSIVE COORDINATOR

- 1st Season at Nebraska
- 16th Career Season
- 3rd Year as a Defensive Coord.

Chinander earned a nomination for the Broyles Award in his first season as defensive coordinator at UCF in 2016. A former NFL assistant, Chinander's defense was the primary reason the Knights qualified for a bowl game one year after a winless campaign. The defense then preserved UCF's perfect season in 2017 with a pair of game-clinching interceptions in the American Athletic Conference title game and the Peach Bowl.



MIKE DAWSON
DEFENSIVE LINE

- 1st Season at Nebraska
- 20th Career Season
- 3 Years of NFL Experience

Dawson boasts three years of NFL coaching experience, and he has also been a collegiate defensive coordinator. At UCF, two of Dawson's three defensive linemen earned all-conference accolades in 2017. In 2016, UCF ranked ninth nationally in TFLs.



JOVAN DEWITT
OUTSIDE LINEBACKERS/
SPECIAL TEAMS COORD.

- 1st Season at Nebraska
- 20th Career Season
- 9 Years as a Defensive Coord.

The veteran of the defensive staff, Dewitt is also NU's special teams coordinator. At UCF, linebacker Shaquem Griffin was the 2016 American Athletic Conference Defensive Player of the Year after he made only nine career tackles before Dewitt's arrival.



TRAVIS FISHER
DEFENSIVE BACKS

- 1st Season at Nebraska
- 6th Career Season
- 6th Year as a College Coach

Fisher has emerged as a rising star following a nine-year NFL career. Fisher was the highest-drafted defensive player in UCF history (No. 64) until he was surpassed in 2018 when his pupil Mike Hughes was selected in the first round with the 30th pick after just one season in Orlando.



BARRETT RUUD
INSIDE LINEBACKERS

- 1st Season at Nebraska
- 3rd Career Season
- 1st Full-Time Coaching Role

Nebraska's all-time leading tackler, Ruud is in his first season as a full-time assistant coach. Ruud, who posted four consecutive 100-tackle seasons for the Tampa Bay Buccaneers, was a quality control administrator under Scott Frost at Central Florida the past two seasons.

GAME DAY COACHING SPOTS

SIDELINES

- Scott Frost, Head Coach
- Greg Austin, Defensive Line
- Sean Beckton, Tight Ends
- Erik Chinander, Defensive Coordinator
- Travis Fisher, Defensive Backs
- Ryan Held, Running Backs
- Barrett Ruud, Inside Linebackers

COACHES BOOTH

- Mike Dawson, Defensive Line
- Jovan Dewitt, Outside LBs/Special Teams Coord.
- Mario Verduzco, Quarterbacks
- Troy Walters, Offensive Coordinator/WRs

NEBRASKA SUPPORT STAFF

STRENGTH COACHES

- Zach Duval, Head Strength Coach
- Jasen Carlson, Assistant Strength Coach
- Dan Millington, Assistant Strength Coach
- Andrew Strop, Assistant Strength Coach

FOOTBALL ADMINISTRATION

- Gerrod Lambrecht, Chief of Staff
- Matt Davison, Associate A.D. - Football
- Adam Clark, Director of Football Operations
- Joni Duff, Football Secretary
- Teri Riggins, Football Secretary

ANALYSTS & QUALITY CONTROL STAFF

- Frank Verducci, Senior Offensive Analyst
- Dustin Haines, Offensive Analyst
- Jack Cooper, Defensive Quality Control
- Steve Cooper, Offensive Quality Control
- Zach Crespo, Special Teams Quality Control

PLAYER PERSONNEL & RECRUITING STAFF

- Ron Brown, Director of Player Development
- Sean Dillon, Director of Player Personnel
- Trent Mossbrucker, Dir. of Recruiting & Admin.
- Ryan Callaghan, Asst. Dir. of Player Personnel
- Kenny White, Director of High School Relations
- Mike Cassano, National High School Relations
- Kevin Ashmos, Recruiting Assistant

GRADUATE ASSISTANTS

- Demeitre Brim
- Chuka Ndulue
- Colby Ellis
- Nick Smith

GRADUATE MANAGERS & INTERNS

- Cole Ashby, Graduate Manager
- Steve DeMeo, Graduate Manager
- Sean Beckton Jr., Performance Intern
- Addison Morris, Recruiting/Operation Intern

FOOTBALL VIDEO

- Tate Guillotte, Director of Video Technology
- Ryan Voecks, Video Coordinator

GRADUATE MANAGERS & INTERNS

- Jay Terry, Equipment Manager
- Bryan Harrod, Assistant Equipment Manager
- Kyle Kotrous, Assistant Equipment Manager

ATHLETIC MEDICINE

- Mark Mayer, Head Football Athletic Trainer
- Drew Hamblin, Assistant Athletic Trainer
- Todd Johnston, Assistant Athletic Trainer
- Kengo Sugimoto, Grad. Asst. Athletic Trainer
- Michael Tsukamoto, Grad. Asst. Athletic Trainer
- Lonnie Albers, Associate A.D. - Medicine
- Jerry Weber, Head Athletic Trainer

PERFORMANCE NUTRITION

- Dave Ellis, Director of Performance Nutrition

CAREER STARTS - OFFENSE

PLAYER	'15	'16	'17	'18	ALL
Morgan Jr.	3	9	8	10	30
Farmer	-	11	8	9	28
Foster	0	4	12	10	26
Jaimes	-	-	9	10	19
Conrad	0	5	7	4	16
M. Farniok	-	-	4	10	14
Spielman	-	-	4	10	14
Ozigbo	0	1	3	7	11
Stoll	-	-	1	10	11
Martinez	-	-	-	9	9
Wilbon	0	0	7	0	7
Wilson	-	-	0	7	7
Warner	-	-	-	6	6
Reimers	0	1	2	1	4
M. Williams	-	-	-	2	2
Washington	-	-	-	1	1
C. Young	-	0	1	0	1
Bunch	-	-	-	1	1

CAREER STARTS - DEFENSE

PLAYER	'15	'16	'17	'18	ALL
D. Young II	11	9	11	10	41
Akinmoladun	4	13	12	10	39
A. Williams	3	11	8	9	31
T. Neal	5*	-	13*	10	28
Stoltenberg	0	9	12	3	24
C. Davis	-	4	12	7	23
Jackson	-	1	12	9	22
Gifford	0	0	7	10	17
Barry	-	0	2	10	12
Bootle	-	-	1	10	11
Stille	-	-	1	10	11
A. Davis	-	0	5	3	8
Lee Jr.	-	0	6	1	7
Reed	0	1	4	2	7
Ferguson	-	-	-	3	3
Domann	-	0	-	2	2
D. Williams	-	-	-	1	1
Dismuke	-	-	1	0	1

*at UCF

CAREER STARTS - SPECIAL TEAMS

PLAYER	'15	'16	'17	'18	ALL
Ober	13	13	12	2	40
Lightbourn	-	12	12	5	29
Pickering	-	-	-	10	10
Urbach	-	-	-	8	8
Armstrong	-	-	0	5	5

CONSECUTIVE STARTS (MIN. 12)

PLAYER, POSITION	STARTS
Freedom Akinmoladun, DL	35
Tre Neal, S	23*
Jerald Foster, OG	22
Brenden Jaimes, OT	19
Stanley Morgan Jr., WR	15
Dedrick Young, LB	14

*includes games at UCF

NEBRASKA DEPTH CHART • MICHIGAN STATE

OFFENSIVE DEPTH CHART

WR	8	Stanley Morgan Jr.	6-1	200	Sr.	New Orleans, La.
	88	Jaron Woodyard	5-9	190	Jr.	Gaithersburg, Md.
	-OR- 83	Bryan Reimers	6-5	220	Sr.	Lincoln, Neb.
LT	76	Brenden Jaimes	6-6	300	So.	Austin, Texas
	65	Christian Gaylord	6-6	310	Jr.	Baldwin City, Kan.
LG	67	Jerald Foster	6-3	335	Sr.	Lincoln, Neb.
	50	John Raridon	6-4	320	So.	West Des Moines, Iowa
C	63	Tanner Farmer	6-4	325	Sr.	Highland, Ill.
	62	Cole Conrad	6-5	320	Sr.	Fremont, Neb.
RG	56	Boe Wilson	6-3	305	So.	Lee's Summit, Mo.
	75	Trent Hixson	6-4	300	RFr.	Omaha, Neb.
RT	71	Matt Farniok	6-6	330	So.	Sioux Falls, S.D.
	70	Matt Sichterman	6-4	310	RFr.	Kings Mills, Ohio
TE	86	Jack Stoll	6-4	260	So.	Lone Tree, Colo.
	11	Austin Allen	6-8	245	RFr.	Aurora, Neb.
	-OR- 82	Kurt Rafdal	6-7	250	RFr.	Carmel, Ind.
WR	81	Kade Warner	6-1	210	RFr.	Scottsdale, Ariz.
	19	Mike Williams	5-10	185	Jr.	Lake City, Fla.
WR	10	JD Spielman	5-9	185	So.	Eden Prairie, Minn.
	37	Wyatt Mazour	5-9	200	Jr.	Albion, Neb.
	-OR- 89	Todd Honas	5-11	200	So.	Aurora, Neb.
QB	2	Adrian Martinez	6-2	220	Fr.	Fresno, Calif.
	17	Andrew Bunch	6-1	210	So.	Thompson Station, Tenn.
	-OR- 16	Noah Vedral	6-1	200	So.	Wahoo, Neb.
RB	22	Devine Ozigbo	6-0	235	Sr.	Sachse, Texas
	28	Maurice Washington	6-1	190	Fr.	Stockton, Calif.

DEFENSIVE DEPTH CHART

DE	91	Freedom Akinmoladun	6-4	295	Sr.	Grandview, Mo.
	94	Khalil Davis	6-2	310	Jr.	Blue Springs, Mo.
	97	Deontre Thomas	6-3	290	So.	Mustang, Okla.
NG	96	Carlos Davis	6-2	325	Jr.	Blue Springs, Mo.
	99	Peyton Newell	6-3	300	Sr.	Hiawatha, Kan.
	-OR- 93	Damion Daniels	6-3	340	RFr.	Dallas, Texas
DE	95	Ben Stille	6-5	290	So.	Ashland, Neb.
	44	Mick Stoltenberg	6-5	315	Sr.	Gretna, Neb.
	9	DaiShon Neal	6-7	310	Jr.	Houston, Texas
OLB	43	Tyrin Ferguson	6-2	230	Jr.	New Orleans, La.
	22	Alex Davis	6-5	255	Jr.	Riviera Beach, Fla.
	-OR- 13	JoJo Domann	6-1	225	So.	Colorado Springs, Colo.
ILB	5	Dedrick Young II	6-1	245	Sr.	Peoria, Ariz.
	31	Collin Miller	6-3	245	So.	Fishers, Ind.
ILB	7	Mohamed Barry	6-1	230	Jr.	Grayson, Ga.
	57	Jacob Weinmaster	6-0	225	Jr.	Loveland, Colo.
OLB	12	Luke Gifford	6-4	245	Sr.	Lincoln, Neb.
	4	Caleb Tannor	6-2	210	Fr.	Stone Mountain, Ga.
CB	21	Lamar Jackson	6-3	215	Jr.	Elk Grove, Calif.
	6	Eric Lee Jr.	6-0	215	Jr.	Milton, Mass.
	-OR- 15	Braxton Clark	6-4	200	Fr.	Orlando, Fla.
S	24	Aaron Williams	5-11	190	Sr.	Atlanta, Ga.
	25	Antonio Reed	6-2	215	Sr.	Memphis, Tenn.
S	14	Tre Neal	6-1	215	Sr.	Atlanta, Ga.
	41	Deontai Williams	6-1	200	So.	Jacksonville, Fla.
CB	23	Dicaprio Bootle	5-10	190	So.	Miami, Fla.
	17	Cam Taylor	6-0	205	Fr.	Montgomery, Ala.

SPECIAL TEAMS DEPTH CHART

PK	32	Barret Pickering	6-0	195	Fr.	Birmingham, Ala.
	39	Cole Frahm	6-6	235	RFr.	Omaha, Neb.
P	98	Isaac Armstrong	5-11	205	Jr.	Lincoln, Neb.
	35	Caleb Lightbourn	6-3	250	Jr.	Washougal, Wash.
LS	92	Chase Urbach (LS)	6-3	210	Jr.	Grosse Pointe, Mich.
	84	Jordan Ober (SS)	6-1	225	Sr.	Las Vegas, Nev.
H	98	Isaac Armstrong	5-11	205	Jr.	Lincoln, Neb.
	35	Caleb Lightbourn	6-3	250	Jr.	Washougal, Wash.
KR	28	Maurice Washington	6-1	190	Fr.	Stockton, Calif.
	88	Jaron Woodyard	5-9	190	Jr.	Gaithersburg, Md.
	10	JD Spielman	5-9	185	So.	Eden Prairie, Minn.
PR	10	JD Spielman	5-9	185	So.	Eden Prairie, Minn.
	8	Stanley Morgan Jr.	6-1	200	Sr.	New Orleans, La.

2018 NEBRASKA GAME-BY-GAME STARTERS

OFFENSIVE STARTING LINEUPS

OPPONENT	WR	WR	WR	TE	RT	RG	C	LG	LT	QB	RB	PK
Colorado	Morgan Jr.	Williams	Spielman	Stoll	Farniok	Farmer	Conrad	Foster	Jaimes	Martinez	Bell	Pickering
Troy	Morgan Jr.	Reimers	Spielman	Stoll	Farniok	Farmer	Conrad	Foster	Jaimes	Bunch	Bell	Pickering
Michigan	Morgan Jr.	Williams	Spielman	Stoll	Farniok	Farmer	Conrad	Foster	Jaimes	Martinez	Bell	Pickering
Purdue	Morgan Jr.	Warner	Spielman	Stoll	Farniok	Wilson	Conrad	Foster	Jaimes	Martinez	Ozigbo	Pickering
Wisconsin	Morgan Jr.	Warner	Spielman	Stoll	Farniok	Wilson	Farmer	Foster	Jaimes	Martinez	Ozigbo	Pickering
Northwestern	Morgan Jr.	Warner	Spielman	Stoll	Farniok	Wilson	Farmer	Foster	Jaimes	Martinez	Ozigbo	Pickering
Minnesota	Morgan Jr.	Warner	Spielman	Stoll	Farniok	Wilson	Farmer	Foster	Jaimes	Martinez	Ozigbo	Pickering
Bethune-Cookman	Morgan Jr.	Warner	Spielman	Stoll	Farniok	Wilson	Farmer	Foster	Jaimes	Martinez	Ozigbo	Pickering
Ohio St.	Morgan Jr.	Washington*	Spielman	Stoll	Farniok	Wilson	Farmer	Foster	Jaimes	Martinez	Ozigbo	Pickering
Illinois	Morgan Jr.	Warner	Spielman	Stoll	Farniok	Wilson	Farmer	Foster	Jaimes	Martinez	Ozigbo	Pickering
Michigan St.												
Iowa												

*NU opened with two running backs

DEFENSIVE STARTING LINEUPS

OPPONENT	DE	NG	DE	OLB	ILB	ILB	OLB	CB	S	S	CB	P
Colorado	Akinmoladun	Stoltenberg	Stille	Ferguson	Young	Barry	Gifford	Jackson	Reed	Neal	Bootle	Lightbourn
Troy	Akinmoladun	Stoltenberg	Stille	Ferguson	Young	Barry	Gifford	Jackson	A. Williams	Neal	Bootle	Lightbourn
Michigan	Akinmoladun	Stoltenberg	Stille	Ferguson	Young	Barry	Gifford	Jackson	A. Williams	Neal	Bootle	Lightbourn
Purdue	Akinmoladun	C. Davis	Stille	D. Williams*	Young	Barry	Gifford	Jackson	A. Williams	Neal	Bootle	Lightbourn
Wisconsin	Akinmoladun	C. Davis	Stille	A. Davis	Young	Barry	Gifford	Jackson	A. Williams	Neal	Bootle	Lightbourn
Northwestern	Akinmoladun	C. Davis	Stille	Reed*	Young	Barry	Gifford	Jackson	A. Williams	Neal	Bootle	Armstrong
Minnesota	Akinmoladun	C. Davis	Stille	A. Davis	Young	Barry	Gifford	Jackson	A. Williams	Neal	Bootle	Armstrong
Bethune-Cookman	Akinmoladun	C. Davis	Stille	A. Davis	Young	Barry	Gifford	Jackson	A. Williams	Neal	Bootle	Armstrong
Ohio St.	Akinmoladun	C. Davis	Stille	Domann	Young	Barry	Gifford	Jackson	A. Williams	Neal	Bootle	Armstrong
Illinois	Akinmoladun	C. Davis	Stille	Domann	Young	Barry	Gifford	Jackson	A. Williams	Neal	Bootle	Armstrong
Michigan St.												
Iowa												

*NU opened with three safeties

2018 NEBRASKA PLAYER PARTICIPATION

PLAYER, POS.	GP	GS	PLAYER, POS.	GP	GS	PLAYER, POS.	GP	GS
Freedom Akinmoladun, DE	10	10	Damian Jackson, DL	1	0	Austin Rose, RB	5	1
Austin Allen, TE	10	0	Lamar Jackson, CB	10	9	Matt Sichterman, OL	4	0
Fyn Anderson, DL	1	0	Brenden Jaimes, OL	10	10	CJ Smith, DB	2	0
Isaac Armstrong, P/H	10	5	Matt Jarzynka, DL	1	0	JD Spielman, WR	10	10
Mohamed Barry, ILB	10	10	Miles Jones, RB	1	0	Ben Stille, DL	10	10
Greg Bell, RB	4	3	Cameron Jurgens, TE	1	0	Jack Stoll, TE	10	10
Dicaprio Bootle, CB	10	10	Reid Karel, DB	3	0	Mick Stoltenberg, DL	6	3
Andrew Bunch, QB	5	1	Katerian Legrone, TE	1	0	Jeremiah Stovall, DB	7	0
Tony Butler, S	9	0	Eric Lee Jr., CB	7	1	Eli Sullivan, S	4	0
Braxton Clark, CB	3	0	Caleb Lightbourn, P	9	5	Caleb Tannor, OLB	10	0
Cole Conrad, OL	7	4	Tyson Lindsey, WR	4	0	Cam Taylor, CB	8	0
Ethan Cox, CB	9	0	Adrian Martinez, QB	9	9	Deontre Thomas, DL	4	0
Damion Daniels, DL	10	3	Wyatt Mazour, RB	10	0	Guy Thomas, DL	4	0
Alex Davis, OLB	10	3	Jaevon McQuitty, WR	6	0	Chase Urbach, LS	8	0
Carlos Davis, DL	10	7	Collin Miller, OLB	10	0	Vaha Vainuku, DL	1	0
Khalil Davis, DL	10	0	Hunter Miller, OL	2	0	Noah Vedral, QB	1	0
Marquel Dismuke, S	6	0	Stanley Morgan Jr., WR	10	10	Chris Walker, DL	1	0
Breon Dixon, OLB	2	0	DaiShon Neal, DL	8	0	Kade Warner, WR	7	6
JoJo Domann, S	6	2	Tre Neal, S	10	10	Maurice Washington, RB	9	1
Tanner Farmer, OL	10	9	Peyton Newell, DL	10	0	Jacob Weinmaster, ILB	10	0
Matt Farniok, OL	10	10	Jordan Ober, LS	10	0	Mikale Wilbon, RB	6	0
Tyrin Ferguson, OLB	6	3	Simon Otte, OLB	1	0	Aaron Williams, S	10	9
Jerald Foster, OL	10	10	Devine Ozigbo, RB	10	7	Deontai Williams, S	10	1
Christian Gaylord, OL	8	0	Jordan Paup, OLB	1	0	Mike Williams, WR	10	2
Luke Gifford, OLB	10	10	Barret Pickering, PK	10	10	Boe Wilson, OL	10	7
Trent Hixson, OL	4	0	Kurt Rafdal, TE	10	0	Jaron Woodyard, WR	8	0
Todd Honas, WR	6	0	John Raridon, OL	3	0	Dedrick Young II, ILB	10	10
Will Honas, ILB	4	0	Antonio Reed, S	10	2			
Andre Hunt, WR	2	0	Bryan Reimers, WR	8	1			

NUMERICAL ROSTER

NO.	NAME	POS.
2	Tony Butler	CB
2	Adrian Martinez	QB
3	Will Honas	ILB
4	Avery Anderson	S
4	Jaevon McQuitty	WR
4	Caleb Tannor	OLB
5	Dedrick Young II	ILB
6	Eric Lee Jr.	CB
7	Mohamed Barry	ILB
8	Stanley Morgan Jr.	WR
9	DaiShon Neal	DL
10	JD Spielman	WR
11	Austin Allen	TE
11	Vaha Vainuku	DL
12	Luke Gifford	OLB
12	Katerian Legrone	TE
13	JoJo Domann	S
13	Justin McGriff	WR
14	Tre Neal	S
15	Braxton Clark	CB
15	Andre Hunt	WR
16	Ethan Cox	CB
16	Noah Vedral	QB
17	Andrew Bunch	QB
17	Cam Taylor	CB
18	Matt Masker	QB
18	Guy Thomas	OLB
19	Marquel Dismuke	S
19	Mike Williams	WR
21	Lamar Jackson	CB
21	Mikale Wilbon	RB
22	Alex Davis	OLB
22	Devine Ozigbo	RB
23	Dicaprio Bootle	CB
24	Aaron Williams	S
25	Antonio Reed	S
26	Miles Jones	RB
26	CJ Smith	S
28	Maurice Washington	RB
29	Bennett Folkers	WR
29	Cam'ron Jones	S
29	Austin Rose	RB
30	Quayshon Alexander	OLB
30	Bo Kitrell	RB
30	Eli Sullivan	S
31	Keaton Henry	TE
31	Collin Miller	ILB
32	Pernell Jefferson	OLB
32	Barret Pickering	PK
33	Jaylin Bradley	RB
34	Breon Dixon	OLB
34	Simon Otte	OLB
35	Moses Bryant	CB
35	Caleb Lightbourn	P
36	Christian Banker	WR
36	Spencer Jordan	ILB
36	Reid Karel	DB
37	Corbin Frederick	DB
37	Wyatt Mazour	RB
38	Brody Belt	RB
38	Damian Jackson	DL
39	Bradley Bunner	DB
39	Cole Frahm	PK
39	Andrew Thurman	WR
40	Grant Jordan	ILB
40	Brandon Robbins	WR
41	Justin Holm	WR
41	Deontai Williams	S

2018 NEBRASKA ALPHABETICAL ROSTER

NO.	NAME	POS.	HT.	WT.	YR.	HOMETOWN (HIGH SCHOOL/COLLEGE)
91 ***	Akinmoladun, Freedom	DL	6-4	295	Sr.	Grandview, Mo. (Grandview)
30	Alexander, Quayshon	OLB	6-3	250	So.	Prospect Park, N.J. (De Paul Catholic)
42	Alioth Jr., Chad	WR	6-2	195	RFr.	Omaha, Neb. (North)
11	Allen, Austin	TE	6-8	245	RFr.	Aurora, Neb. (Aurora)
45	Alston, David	OLB	6-4	225	Fr.	Saint Paul, Minn. (Woodbury)
4 *	Anderson, Avery	S	6-0	180	Jr.	Surprise, Ariz. (Pine Creek [Colo.])
75	Anderson, Fyn	DL	6-3	285	Jr.	Lincoln, Neb. (Southeast)
50	Archer, Jake	LB	6-0	210	Fr.	Omaha, Neb. (Skutt Catholic)
98	Armstrong, Isaac	P	5-11	205	Jr.	Lincoln, Neb. (Kearney HS/Southwest HS)
61	Balenger, Mitchell	OL	6-2	305	Fr.	Leonardtown, Md. (Leonardtown/Fork Union [Va.] Military Academy)
51	Banderas, Anthony	LB	6-1	225	Fr.	Lincoln, Neb. (Southwest)
73	Bando, Broc	OL	6-5	315	RFr.	Lincoln, Neb. (IMG [Fla.] Academy)
36	Banker, Christian	WR	6-0	190	RFr.	Omaha, Neb. (Skutt Catholic)
7 **	Barry, Mohamed	ILB	6-1	230	Jr.	Grayson, Ga. (Grayson)
38	Belt, Brody	RB	5-8	185	Fr.	Omaha, Neb. (Millard West)
23 *	Bootle, Dicaprio	CB	5-10	190	So.	Miami, Fla. (Southridge)
33 *	Bradley, Jaylin	RB	6-0	210	So.	Bellevue, Neb. (West)
35	Bryant, Moses	CB	5-11	200	Fr.	Elkhorn, Neb. (South)
17	Bunch, Andrew	QB	6-1	210	So.	Thompson's Station, Tenn. (Independence/Scottsdale [Ariz.] CC)
39	Bunner, Bradley	DB	6-0	190	RFr.	Clarkson, Neb. (Clarkson)
2 *	Butler, Tony	CB	6-2	205	So.	Lakewood, Ohio (St. Edward)
58	Cassidy, Chris	ILB	6-0	225	Fr.	Lincoln, Neb. (Pius X)
45	Chaffin, Ty	WR	6-5	210	So.	Burwell, Neb. (Burwell)
15	Clark, Braxton	CB	6-4	200	Fr.	Orlando, Fla. (Dr. Phillips)
62 **	Conrad, Cole	OL	6-5	320	Sr.	Fremont, Neb. (Archbishop Bergan)
16	Cox, Ethan	CB	5-10	185	RFr.	Blair, Neb. (Blair)
95	Cromer, Alec	P	6-4	230	So.	Beatrice, Neb. (Beatrice/South Dakota State)
93	Daniels, Damion	DL	6-3	340	RFr.	Dallas, Texas (Bishop Dunne)
22 **	Davis, Alex	OLB	6-5	255	Jr.	Riviera Beach, Fla. (Dwyer)
96 **	Davis, Carlos	DL	6-2	325	Jr.	Blue Springs, Mo. (Blue Springs)
94 **	Davis, Khalil	DL	6-2	310	Jr.	Blue Springs, Mo. (Blue Springs)
19 *	Dismuke, Marquel	S	6-2	200	So.	Compton, Calif. (Calabasas)
34	Dixon, Breon	OLB	6-0	205	So.	Loganville, Ga. (Grayson/Ole Miss)
13 *	Domann, JoJo	S	6-1	225	So.	Colorado Springs, Colo. (Pine Creek)
63 **	Farmer, Tanner	OL	6-4	325	Sr.	Highland, Ill. (Highland)
71 *	Farniok, Matt	OL	6-6	330	So.	Sioux Falls, S.D. (Washington)
68	Farniok, Will	OL	6-3	290	Fr.	Sioux Falls, S.D. (Washington)
82	Feist, Colton	DL	6-2	255	Fr.	Yutan, Neb. (Yutan)
43 **	Ferguson, Tyrin	OLB	6-2	230	Jr.	New Orleans, La. (Edna Karr)
29	Folkers, Bennett	WR	6-2	195	Fr.	Gothenburg, Neb. (Gothenburg)
52	Forbes, AJ	OL	6-4	290	Fr.	Bellevue, Neb. (West)
67 ***	Foster, Jerald	OL	6-3	335	Sr.	Lincoln, Neb. (Southeast)
39	Frahm, Cole	PK	6-6	235	RFr.	Omaha, Neb. (Burke)
37	Frederick, Corbin	DB	5-11	205	Fr.	Mansfield, Texas (Mansfield)
65 *	Gaylord, Christian	OL	6-6	310	Jr.	Baldwin City, Kan. (Baldwin City)
12 ***	Gifford, Luke	OLB	6-4	245	Sr.	Lincoln, Neb. (Southeast)
49	Hemphill, Austin	RB	5-11	225	Jr.	Gretna, Neb. (Gretna)
31	Henry, Keaton	TE	6-2	235	So.	Albion, Neb. (Boone Central)
75	Hixson, Trent	OL	6-4	300	RFr.	Omaha, Neb. (Skutt Catholic)
47	Hohenstein, Branden	TE	6-4	225	So.	Jackson, Neb. (Bishop Heelan Catholic [Iowa])
41	Holm, Justin	WR	6-6	185	Fr.	Lincoln, Neb. (Southwest)
89	Honas, Todd	WR	5-11	200	So.	Aurora, Neb. (Aurora)
3	Honas, Will	ILB	6-1	235	Jr.	Wichita, Kan. (Bishop Carroll/Butler [Kan.] CC)
15	Hunt, Andre	WR	6-0	190	Fr.	Palm Dale, Calif. (Paraclete)
38	Jackson, Damian	DL	6-2	270	RFr.	Las Vegas, Nev. (Shadow Ridge)
21 **	Jackson, Lamar	CB	6-3	215	Jr.	Elk Grove, Calif. (Franklin)
76 *	Jaimes, Brenden	OL	6-6	300	So.	Austin, Texas (Lake Travis)
47	Jarzynka, Matt	DL	6-4	260	Sr.	Loup City, Neb. (Loup City)
32	Jefferson, Pernell	OLB	6-2	250	So.	New Orleans, La. (Warren Easton)
53	Johnson, Joseph	ILB	6-3	235	Fr.	Gretna, Neb. (Gretna)
29	Jones, Cam'ron	S	6-0	200	Fr.	Mansfield, Texas (Mansfield)
26	Jones, Miles	RB	5-8	175	Fr.	Miramar, Fla. (American Heritage)
40	Jordan, Grant	ILB	6-2	205	So.	Omaha, Neb. (Westside)
36	Jordan, Spencer	ILB	6-2	210	So.	Omaha, Neb. (Westside)
44	Jurgens, Cameron	TE	6-3	270	Fr.	Beatrice, Neb. (Beatrice)
36 *	Karel, Reid	DB	6-3	205	Jr.	Seward, Neb. (Seward)
30	Kitrell, Bo	RB	6-1	225	Sr.	Ashland, Neb. (Ashland-Greenwood)
48	Krull, Bryson	TE	6-3	240	Fr.	North Platte, Neb. (North Platte)
6 **	Lee Jr., Eric	CB	6-0	215	Jr.	Milton, Mass. (Valor Christian [Colo.])
12	Legrone, Katerian	TE	6-3	235	Fr.	Atlanta, Ga. (The B.E.S.T. Academy)
85	Liewer, Wyatt	WR	6-3	185	Fr.	O'Neill, Neb. (O'Neill)
35 **	Lightbourn, Caleb	P	6-3	250	Jr.	Washougal, Wash. (Camas)
90	Lingenfelter, Ben	DL	6-4	275	RFr.	Cherokee, Iowa (Washington)
2	Martinez, Adrian	QB	6-2	220	Fr.	Fresno, Calif. (Clovis West)
18	Masker, Matt	QB	6-1	220	Fr.	Kearney, Neb. (Kearney Catholic)
37	Mazour, Wyatt	RB	5-9	200	Jr.	Albion, Neb. (Boone Central)
48	McCallum, Lane	DB	6-2	210	RFr.	Norfolk, Neb. (Norfolk/Air Force)
96	McCashland, Noah	PK	6-1	180	Fr.	Lincoln, Neb. (Pius X)
13	McGriff, Justin	WR	6-6	230	Fr.	Tampa, Fla. (Jefferson)
4	McQuitty, Jaevon	WR	6-0	205	RFr.	Columbia, Mo. (Battle)

2018 NEBRASKA ALPHABETICAL ROSTER

NO.	NAME	POS.	HT.	WT.	YR.	HOMETOWN (HIGH SCHOOL/COLLEGE)
31 *	Miller, Collin	ILB	6-3	245	So.	Fishers, Ind. (Hamilton Southeastern)
66	Miller, Hunter	OL	6-4	325	RFr.	Stromsburg, Neb. (Cross County)
8 ***	Morgan Jr., Stanley	WR	6-1	200	Sr.	New Orleans, La. (St. Augustine)
94	Mueller, Cade	LS	6-0	210	Fr.	Gretna, Neb. (Gretna)
9 **	Neal, DaiShon	DL	6-7	310	Jr.	Houston, Texas (Omaha [Neb.] Central)
14	Neal, Tre	S	6-1	215	Sr.	Atlanta, Ga. (Buford/Central Florida)
99 *	Newell, Peyton	DL	6-3	300	Sr.	Hiawatha, Kan. (Hiawatha)
84 ***	Ober, Jordan	LS	6-1	225	Sr.	Las Vegas, Nev. (Bishop Gorman)
34	Otte, Simon	OLB	6-1	205	Fr.	York, Neb. (York)
22 ***	Ozigbo, Devine	RB	6-0	235	Sr.	Sachse, Texas (Sachse)
55	Paup, Jordan	OLB	6-3	245	RFr.	Central City, Neb. (Central City)
59	Perez, Brian	OL	6-3	230	So.	Hartle, Iowa (Hartley-Melvin-Sanborn)
32	Pickering, Barret	PK	6-0	195	Fr.	Birmingham, Ala. (Hoover)
91	Pieper, Cameron	LS	6-3	210	Fr.	Lincoln, Neb. (Southwest)
82	Rafdal, Kurt	TE	6-7	250	RFr.	Carmel, Ind. (Carmel)
50	Raridon, John	OL	6-4	320	So.	West Des Moines, Iowa (Valley)
25 ***	Reed, Antonio	S	6-2	215	Sr.	Memphis, Tenn. (Southaven [Miss.])
83 **	Reimers, Bryan	WR	6-5	220	Sr.	Lincoln, Neb. (East)
40	Robbins, Brandon	WR	6-3	195	RFr.	Bellevue, Neb. (East)
98	Rogers, Casey	DL	6-4	275	Fr.	Syracuse, N.Y. (Westhill/Old Farms [Conn.] Prep)
29 *	Rose, Austin	RB	6-1	240	Sr.	Lincoln, Neb. (North Star)
43	Ruth, Connor	RB	5-11	205	Fr.	Malcolm, Neb. (Seward)
46	Ruth, Corbin	DB	6-0	200	RFr.	Malcolm, Neb. (Seward/Northwest Missouri State)
54	Schommer, Ryan	DL	6-4	250	Fr.	Norfolk, Neb. (Norfolk)
56	Shefke, Collin	OL	6-3	300	Fr.	Lincoln, Neb. (Southwest)
70	Sichterman, Matt	OL	6-4	310	RFr.	Kings Mills, Ohio (Kings)
26	Smith, CJ	S	6-2	205	Fr.	West Palm Beach, Fla. (Oxbridge Academy)
10 *	Spielman, JD	WR	5-9	185	So.	Eden Prairie, Minn. (Eden Prairie)
49	Stalbird, Isaiah	S	6-0	195	Fr.	Kearney, Neb. (Kearney)
95 *	Stille, Ben	DL	6-5	290	So.	Ashland, Neb. (Ashland-Greenwood)
86 *	Stoll, Jack	TE	6-4	260	So.	Lone Tree, Colo. (Regis Jesuit)
44 ***	Stoltenberg, Mick	DL	6-5	315	Sr.	Gretna, Neb. (Gretna)
42 *	Stovall, Jeremiah	S	5-11	195	Jr.	Omaha, Neb. (Creighton Prep)
30 *	Sullivan, Eli	S	6-2	195	So.	Longmont, Colo. (Longmont)
4	Tannor, Caleb	OLB	6-2	210	Fr.	Stone Mountain, Ga. (Miller Grove)
17	Taylor, Cam	CB	6-0	205	Fr.	Montgomery, Ala. (Park Crossing)
97 *	Thomas, Deontre	DL	6-3	290	So.	Mustang, Okla. (Mustang)
18	Thomas, Guy	OLB	6-3	230	RFr.	Miami, Fla. (Booker T. Washington)
39	Thurman, Andrew	WR	6-4	205	RFr.	Stillwell, Kan. (Blue Valley West)
92	Urbach, Chase	LS	6-3	210	Jr.	Grosse Pointe, Mich. (South)
11	Vainuku, Vaha	DL	6-3	325	Jr.	Salt Lake City, Utah (East/Utah)
16	Vedral, Noah	QB	6-1	200	So.	Wahoo, Neb. (Bishop Neumann/UCF)
72	Virka, Nick	OL	6-6	235	Jr.	Morse Bluff, Neb. (North Bend)
55	Walker, Chris	DL	6-6	290	RFr.	Lincoln, Neb. (East)
90	Walker, Jackson	P	6-4	260	Jr.	Overland Park, Kan. (Blue Valley Northwest/Coffeyville CC/Johnson County/Kansas)
81	Warner, Kade	WR	6-1	210	RFr.	Scottsdale, Ariz. (Desert Mountain)
28	Washington, Maurice	RB	6-1	190	Fr.	Stockton, Calif. (Trinity [Texas] Christian Academy)
57 *	Weinmaster, Jacob	ILB	6-0	225	Jr.	Loveland, Colo. (Loveland)
21 ***	Wilbon, Mikale	RB	5-9	220	Sr.	Chicago, Ill. (De La Salle Institute)
92	Wildeman, Tate	DL	6-5	275	Fr.	Parker, Colo. (Legend)
24 ***	Williams, Aaron	S	5-11	190	Sr.	Atlanta, Ga. (Carver)
41	Williams, Deontai	S	6-1	200	So.	Jacksonville, Fla. (Trinity Christian Academy/Jones County [Miss.] CC)
19	Williams, Mike	WR	5-10	185	Jr.	Lake City, Fla. (Columbia HS/Georgia Southern/East Mississippi CC)
56 *	Wilson, Boe	OL	6-3	305	So.	Lee's Summit, Mo. (Lee's Summit West)
88	Woodyard, Jaron	WR	5-9	190	Jr.	Gaithersburg, Md. (The Avalon School/Arizona Western CC)
87 *	Young, Conor	WR	6-2	175	Jr.	Cozad, Neb. (Cozad)
5 ***	Young II, Dedrick	ILB	6-1	245	Sr.	Peoria, Ariz. (Centennial)

Returning letterwinners in **bold**; *denotes letters earned

2018 NEBRASKA PRONUNCIATION GUIDE

Freedom Akinmoladun.....ackin-moo-LAW-doon
 Chad Alioth Jr.....EH-LEE-uth
 Ty Chaffin.....CHAFF-inn
 Khalil Davis.....kuh-LEEL
 Marquel Dismuke.....marr-KELL diss-MUKE
 Matt/Will Farniok.....FAR-knee-ack
 Colton Feist.....FEAST
 Cole Frahm.....FROMM
 Branden Hohenstein.....HO-inn-stine
 Will/Todd Honas.....HO-nuss
 Brenden Jaimes.....HYME-iss
 Matt Jarzynka.....jar-ZINK-uh
 Reid Karel.....CARL
 Bo Kitrell.....KIT-trull
 Katerian Legrone.....kuh-TAIR-EE-un leh-GROAN
 Wyatt Liewer.....LEE-vurr
 Tyjon Lindsey.....TIE-zjawn

Wyatt Mazour.....MUH-zoo-er
 Jaevon McQuitty.....JAY-vaughn
 DaiShon Neal.....DAY-shawn
 Simon Otte.....OH-tee
 Devine Ozigbo.....oh-ZIG-bo
 Jordan Paup.....POP
 Cameron Pieper.....PIPE-urr
 Kurt Rafdal.....RAFF-doll
 Bryan Reimers.....RHYME-ers
 Ryan Schommer.....SHOME-urr
 Ben Stille.....STILL-ee
 Vaha Vainuku.....vye-NEW-koo
 Jacob Weinmaster.....WINE-master
 Mikale Wilbon.....mick-KALE
 Tate Wildeman.....WILL-duh-munn
 Jaron Woodyard.....WOOD-yard
 Dedrick Young II.....DEAD-rik

NUMERICAL ROSTER

NO.	NAME	POS.
42	Chad Alioth Jr.	WR
42	Jeremiah Stovall	S
43	Tyrin Ferguson	OLB
43	Connor Ruth	RB
44	Cameron Jurgens	TE
44	Mick Stoltenberg	DL
45	David Alston	OLB
45	Ty Chaffin	WR
46	Corbin Ruth	DB
47	Branden Hohenstein	TE
47	Matt Jarzynka	DL
48	Bryson Krull	TE
48	Lane McCallum	DB
49	Austin Hemphill	RB
49	Isaiah Stalbird	S
50	Jake Archer	LB
50	John Raridon	OL
51	Anthony Banderas	LB
52	AJ Forbes	OL
53	Joseph Johnson	ILB
54	Ryan Schommer	DL
55	Jordan Paup	OLB
55	Chris Walker	DL
56	Collin Shefke	OL
56	Boe Wilson	OL
57	Jacob Weinmaster	ILB
58	Chris Cassidy	ILB
59	Brian Perez	OL
61	Mitchell Balenger	OL
62	Cole Conrad	OL
63	Tanner Farmer	OL
65	Christian Gaylord	OL
66	Hunter Miller	OL
67	Jerald Foster	OL
68	Will Farniok	OL
70	Matt Sichterman	OL
71	Matt Farniok	OL
72	Nick Virka	OL
73	Broc Bando	OL
75	Fyn Anderson	DL
75	Trent Hixson	OL
76	Brenden Jaimes	OL
81	Kade Warner	WR
82	Colton Feist	DL
82	Kurt Rafdal	TE
83	Bryan Reimers	WR
84	Jordan Ober	LS
85	Wyatt Liewer	WR
86	Jack Stoll	TE
87	Conor Young	WR
88	Jaron Woodyard	WR
89	Todd Honas	WR
90	Ben Lingenfelter	DL
90	Jackson Walker	P
91	Freedom Akinmoladun	DL
91	Cameron Pieper	LS
92	Chase Urbach	LS
92	Tate Wildeman	DL
93	Damion Daniels	DL
94	Khalil Davis	DL
94	Cade Mueller	LS
95	Alec Cromer	P
95	Ben Stille	DL
96	Carlos Davis	DL
96	Noah McCashland	PK
97	Deontre Thomas	DL
98	Isaac Armstrong	P
98	Casey Rogers	DL
99	Peyton Newell	DL



2 ADRIAN MARTINEZ

6-2 | 220 | FR. | QB

FRESNO, CALIF.

CAREER HONORS

- Nebraska Scholar-Athlete Honor Roll (Spring 2018)
- 3-Time Big Ten Freshman of the Week
- CFPA Co-National Performer of the Week (10/22)
- Manning Award Quarterback of the Week (10/22)
- Athlon National Freshman of the Week (9/10)

NEBRASKA CAREER RECORD

- 400-Yard Total Offense Games (3, tied)

NEBRASKA SEASON RECORDS

- 400-Yard Total Offense Games (3, tied)
- 300-Yard Total Offense Games (6, tied)

NEBRASKA GAME RECORD

- Game Completion Percentage (min. 20 att.): 86.2 (25-of-29) vs. Minnesota, Oct. 20, 2018

NEBRASKA FRESHMAN RECORDS

- Season Passing Yards (2,212)
- Season Touchdown Passes (15)
- Game Passing Yards (384 vs. Wisconsin)
- Game Completions (25, three times)
- Game Total Offense (441 vs. Wisconsin)

CAREER NOTES

- Is the only true freshman quarterback to start a season opener in Nebraska history
- 1 of 3 true freshmen quarterbacks to start for NU (Tommie Frazier, 1993; Cody Green, 2009)

2018 NCAA RANKINGS (TOP 25)

- Total Offense Per Game: 14th (305.2)
- Completion Percentage: 17th (66.9)
- Points Responsible For Per Game: 21st (15.1)

2018 BIG TEN RANKINGS (TOP 5)

- Total Offense Per Game: 2nd (305.2)
- Passing Yards Per Game: 3rd (245.8)
- Passing Efficiency: 4th (148.3)

2018 SEASON HIGHLIGHTS

- First Big Ten quarterback to win three freshman-of-the-week honors since JT Barrett in 2014
- Has led Nebraska to more than 500 yards of total offense in five of his nine starts, including four games with at least 560 yards of offense
- Has led NU to a school-record seven straight games with 450 or more yards of total offense,
- 1 of 4 FBS players averaging 225 passing yards per game and 50 rushing yards per game
- Ranks 2nd nationally among FBS freshmen in total offensive yards per game (305.2)
- Ranks 3rd nationally among FBS freshmen in passing yards per game (245.8)
- Has posted three of the top 15 individual total offense games in Nebraska history
- Has posted the only two 100-yard rushing games by a true freshman quarterback in NU history
- Has posted the most rushing yards by a true freshman QB in NU history and the most rushing yards by any Husker true freshman since 2002
- Set then-NU true freshman records for passing yards (187) and total offense (304) vs. Colorado

- Also ran for 117 yards vs. the Buffs, the first 100-yard effort by a Husker quarterback since 2016
- 41-yard touchdown run vs. CU was the longest by any Husker quarterback since 2014
- Left the CU game in the fourth quarter with an injury and missed the Troy game due to injury
- Started at Michigan and played the entire first half, but played only one snap in the second half
- Broke his earlier NU true freshman records with 323 passing yards and 414 yards of total offense vs. Purdue (No. 11 in NU history)
- Then posted NU's 4th-highest total offense game with 441 yards at No. 16 Wisconsin
- Threw for a NU freshman-record 384 yards vs. the Badgers, including a career-long 75-yard TD
- Totaled 288 yards of offense the next week at Northwestern, including 251 passing yards
- Totaled 276 passing yards and a career-high 125 rushing yards against Minnesota and was named the Big Ten Freshman of the Week
- Completed a school-record (minimum 20 attempts) 86.2 percent of his passes, the highest mark of any FBS quarterback who has thrown more than 25 passes in a game this year
- Had 401 yards of total offense vs. Minnesota, his 3rd game with 400 yards of total offense
- Had career highs in passing touchdowns (3) and total touchdowns (4) vs. the Gophers
- Played only the first half vs. BCU and completed 15-of-22 passes for 213 yards and two TDs
- Led Nebraska to 35 points and 364 yards of offense in the first half and broke Taylor Martinez's NU freshman passing record (1,631)
- Posted 338 yards of total offense at Ohio State and was named Big Ten Freshman of the Week
- Tied the NU season record with his sixth game with 300 yards of total offense vs. Illinois and was named Big Ten Freshman of the Week
- Matched his career highs with three TD passes and four total touchdowns vs. the Illini

SEASON TOTAL OFFENSE

RK.	PLAYER, YEARS (GAMES)	YDS
1.	Taylor Martinez, 2012 (14)	3,890
2.	Joe Ganz, 2008 (13)	3,826
3.	Tommy Armstrong Jr., 2015 (12)	3,430
4.	Tommy Armstrong Jr., 2014 (13)	3,400
5.	Zac Taylor, 2006 (14)	3,165
6.	Tanner Lee, 2017 (12)	3,046
7.	Taylor Martinez, 2011 (13)	2,963
8.	Jammal Lord, 2002 (14)	2,774
9.	Adrian Martinez, 2018 (9)	2,747

SEASON PASSING YARDS

RK.	PLAYER, YEARS (GAMES)	YDS
1.	Joe Ganz, 2008 (13)	3,568
2.	Zac Taylor, 2006 (14)	3,197
3.	Tanner Lee, 2017 (12)	3,143
4.	Tommy Armstrong Jr., 2015 (12)	3,030
5.	Taylor Martinez, 2012 (14)	2,871
6.	Tommy Armstrong Jr., 2014 (13)	2,695
7.	Zac Taylor, 2005 (12)	2,653
8.	Sam Keller, 2007 (9)	2,422
9.	Adrian Martinez, 2018 (9)	2,212

SEASON 300-YARD TOTAL OFFENSE GAMES

RK.	PLAYER, YEAR (GAMES)	GAMES
1.	Joe Ganz, 2008 (13)	6
	Tommy Armstrong Jr., 2015 (12)	6
	Adrian Martinez, 2018 (9)	6

2018 PASSING GAME-BY-GAME

OPPONENT	COMP-ATT	YDS	TD	INT
Colorado	15-20	187	1	1
Troy	- DNP (injured)	-	-	-
at Michigan	7-15	22	0	1
Purdue	25-42	323	2	1
at Wisconsin	24-42	384	2	0
at Northwestern	25-35	251	1	2
Minnesota	25-29	276	3	0
Bethune-Cookman	15-22	213	2	1
at Ohio St.	22-33	266	1	0
Illinois	24-34	290	3	1
Michigan St.				
at Iowa				

2018 RUSHING GAME-BY-GAME

OPPONENT	ATT.	YDS	TD	LONG
Colorado	15	117	2	41
Troy	- DNP (injured)	-	-	-
at Michigan	7	-12	0	15
Purdue	18	91	0	23
at Wisconsin	13	57	1	28
at Northwestern	13	37	0	13
Minnesota	15	125	1	53
Bethune-Cookman	2	-7	0	0
at Ohio St.	20	72	2	24
Illinois	13	55	1	30
Michigan St.				
at Iowa				

2018 TOTAL OFFENSE GAME-BY-GAME

OPPONENT	ATT.	PASS	RUSH	TOT
Colorado	35	187	117	304
Troy	- DNP (injured)	-	-	-
at Michigan	22	22	-12	10
Purdue	60	323	91	414
at Wisconsin	55	384	57	441
at Northwestern	48	251	37	288
Minnesota	44	276	125	401
Bethune-Cookman	24	213	-7	206
at Ohio St.	53	266	72	338
Illinois	47	290	55	345
Michigan St.				
at Iowa				

CAREER PASSING STATS

YEAR	G/S	CMP-ATT	PCT	YDS	TD	INT
2018	9/9	182-272	66.9	2,212	15	7

Total Offense: 388 att., 2,747 yds, 22 TDs

CAREER RUSHING STATS

YEAR	G/S	ATT.	NET	Y/A	Y/G	TD
2018	9/9	116	535	4.6	59.4	7

Receiving: 1 rec., -11 yds, 0 TDs

CAREER PASSING HIGHS

Attempts	42 twice
Completions	25 three times
Yards	384 at Wisconsin (2018)
Touchdowns	3 twice
Long Completion	75 at Wisconsin (TD) (2018)

CAREER RUSHING HIGHS

Attempts	20 at Ohio St. (2018)
Yards	125 vs. Minnesota (2018)
Touchdowns	2 twice
Long Rush	53 vs. Minnesota (2018)



4 CALEB TANNOR

6-2 | 210 | FR. | OLB

STONE MOUNTAIN, GA.

2018 SEASON HIGHLIGHTS

- Has recorded a tackle in eight of 10 games
- Had one solo tackle on special teams in his Husker debut against Colorado
- Added his second career tackle - and first on defense - at Michigan
- Recorded a tackle on defense against Purdue Wisconsin, Minnesota, Bethune-Cookman and Ohio State
- Had a career-high two tackles vs. Illinois, including a seven-yard sack for his first career TFL

2018 GAME-BY-GAME

OPPONENT	UT-AT-TT	TFL-YD	SACK-YD
Colorado	1-0-1	0-0	0.0-0
Troy	0-0-0	0-0	0.0-0
at Michigan	1-0-1	0-0	0.0-0
Purdue	1-0-1	0-0	0.0-0
at Wisconsin	0-1-1	0-0	0.0-0
at Northwestern	0-0-0	0-0	0.0-0
Minnesota	0-1-1	0-0	0.0-0
Bethune-Cookman	0-1-1	0-0	0.0-0
at Ohio St.	0-1-1	0-0	0.0-0
Illinois	2-0-2	1-7	1.0-7
Michigan St.			
at Iowa			

CAREER TACKLE STATS

YEAR	G/S	UT	AT	TT	TFL-YD	SCK-YD
2018	10/0	5	4	9	1-7	1.0-7

CAREER MISCELLANEOUS STATS

YEAR	FF	FR	PBU	INT	QBH	BLK
2018	0	0	0	0	0	0

CAREER HIGHS

Tackles	2 vs. Illinois
TFLs	1 vs. Illinois
Sacks	1.0 vs. Illinois
Breakups	none



5 DEDRICK YOUNG II

6-1 | 245 | SR. | ILB

PEORIA, ARIZ.

CAREER HONORS

- BTN All-Freshman Team (2015)
- Nebraska Newcomer of the Year (2015)
- Academic All-Big Ten (2016)
- Nebraska Scholar-Athlete Honor Roll (Spring 2015)
- 2-Time Brook Berringer Citizenship Team
- 2-Time Tom Osborne Citizenship Team

NEBRASKA RECORDS

- Season Tackles by a True Freshman (61 in 2015)

CAREER RECORDS WATCH

- Tackles: 9th (266)

CAREER NOTES

- 1st Husker to record four 60-tackle seasons
- 4th Husker to record 200 career tackles prior to his senior season
- 201 tackles were most by a Husker entering his senior season since Barrett Ruud - Young's position coach - in 2004 (289)
- 41 starts rank 2nd among Big Ten linebackers behind Wisconsin's T.J. Edwards (48)

2018 SEASON HIGHLIGHTS

- 2nd on the team with 65 tackles
- Tied his career high with two TFLs as part of a season-high nine-tackle performance against Colorado
- Added another TFL the next week vs. Troy
- Had at least six tackles in each of the first three Big Ten games, including seven tackles against both Purdue and Wisconsin
- Recorded seven tackles against Minnesota, his third Big Ten game with at least seven tackles
- Also intercepted the first pass of his career vs. the Gophers, thwarting a potential scoring drive with a pick in the end zone
- Had four tackles and a career-high two breakups vs. Bethune-Cookman
- Led NU with a season-high 10 tackles at Ohio State, his fifth career double-figure tackle game
- Also added a pass breakup at Ohio State
- Made eight stops against Illinois

2018 GAME-BY-GAME

OPPONENT	UT-AT-TT	TFL-YD	SACK-YD
Colorado	4-5-9	2-3	0.0-0
Troy	2-1-3	1-0	0.0-0
at Michigan	5-1-6	0-0	0.0-0
Purdue	3-4-7	0-0	0.0-0
at Wisconsin	3-4-7	0-0	0.0-0
at Northwestern	3-1-4	0-0	0.0-0
Minnesota	4-3-7	0-0	0.0-0
Bethune-Cookman	2-2-4	0-0	0.0-0
at Ohio St.	1-9-10	0-0	0.0-0
Illinois	5-3-8	0-0	0.0-0
Michigan St.			
at Iowa			

CAREER TACKLE STATS

YEAR	G/S	UT	AT	TT	TFL-YD	SCK-YD
2015	12/11	25	36	61	5-8	0.0-0
2016	12/9	34	26	60	4-5	1.0-3
2017	12/11	33	47	80	4-9	1.0-5
2018	10/10	32	33	65	3-3	0.0-0
TOTAL	46/41	124	142	266	16-25	2.0-8

CAREER MISCELLANEOUS STATS

YEAR	FF	FR	PBU	INT	QBH	BLK
2015	0	0	3	0	2	0
2016	1	0	4	0	2	0
2017	0	0	1	0	1	0
2018	0	0	5	1	2	0
TOTAL	1	0	13	1	7	0

CAREER HIGHS

Tackles	14 vs. Ohio St. (2017)
TFLs	2 four times
Sacks	1.0 twice
Interceptions	1 vs. Minnesota (2018)
Breakups	2 twice

NEBRASKA CAREER TACKLES

RK.	PLAYER, YEARS	TACKLES
1.	Barrett Ruud, 2001-04	432
2.	Jerry Murtaugh, 1968-70	342
3.	Mike Brown, 1996-99	287
4.	Lavonte David, 2010-11	285
5.	Lee Kunz, 1976-78	276
6.	Nathan Gerry, 2013-16	273
	Clete Piller, 1974-76	273
8.	Steve Damkroger, 1979-82	269
9.	Dedrick Young II, 2015-18	266
10.	Ed Stewart, 1991-94	257



6 ERIC LEE JR.

6-0 | 215 | JR. | CB

MILTON, MASS.

CAREER HONORS

- 2-Time Nebraska Scholar-Athlete Honor Roll
- 2-Time Brook Berringer Citizenship Team
- 2-Time Tom Osborne Citizenship Team

PERSONAL NOTES

- His father, Eric Sr., earned his doctorate degree from Nebraska

2018 SEASON HIGHLIGHTS

- Saw his first action of the season off the bench against Purdue, recording five tackles
- Earned his first start of the season at No. 16 Wisconsin and totaled five tackles
- Had one tackle vs. Minnesota, a touchdown-saving stop on a Gopher kickoff return on a drive that ended in a Husker interception

2018 GAME-BY-GAME

OPPONENT	UT-AT-TT	TFL-YD	PBU	INT
Colorado		-DNP-		
Troy		-DNP-		
at Michigan		-DNP-		
Purdue	2-3-5	0-0	0	0
at Wisconsin	2-3-5	0-0	0	0
at Northwestern	0-0-0	0-0	0	0
Minnesota	1-0-1	0-0	0	0
Bethune-Cookman	0-0-0	0-0	0	0
at Ohio St.	0-0-0	0-0	0	0
Illinois	0-0-0	0-0	0	0
Michigan St.				
at Iowa				

CAREER TACKLE STATS

YEAR	G/S	UT	AT	TT	TFL-YD	SCK-YD
2015						
2016	8/0	1	1	2	1-1	0.0-0
2017	9/6	18	12	30	1-1	0.0-0
2018	7/1	5	6	11	0-0	0.0-0
TOTAL	24/7	24	19	43	2-2	0.0-0

CAREER MISCELLANEOUS STATS

YEAR	FF	FR	PBU	INT	QBH	BLK
2015						
2016	0	0	0	0	0	0
2017	0	0	2	0	0	0
2018	0	0	0	0	0	0
TOTAL	0	0	2	0	0	0

CAREER HIGHS

Tackles	7 vs. Arkansas St. (2017)
TFLs	1 twice
Sacks	none
Breakups	1 twice
Interceptions	none



7 MOHAMED BARRY

6-1 | 230 | JR. | ILB

GRAYSON, GA.

CAREER HONORS

- 2-Time Academic All-Big Ten
- 3-Time Nebraska Scholar-Athlete Honor Roll
- 3-Time Brook Berringer Citizenship Team
- 3-Time Tom Osborne Citizenship Team

PERSONAL NOTES

- Born in Atlanta, moved to Africa when he was 1 and moved back to the U.S. to start kindergarten

2018 BIG TEN RANKINGS (TOP 5)

- Tackles Per Game: 2nd (9.3)

2018 SEASON HIGHLIGHTS

- Leads Nebraska with 93 tackles and has led NU in tackles in seven of the Huskers' 10 games
- Has set career highs in tackles, TFLs (10) and sacks (2.0)
- Has recorded double-figure tackles six times in 10 games
- Is the first Husker to have six double-figure tackle games in a season since Will Compton in 2012
- Is 1 of 4 Big Ten players averaging nine tackles per game
- Had a career-high 12 tackles against Colorado and tied his then-career-high with one TFL
- Marked the first double-digit tackle game of his career (previous career high was eight tackles)
- Limited to a season-low three tackles vs. Troy, as he was ejected in the first half due to a targeting penalty
- Recorded a game-high 11 tackles at Michigan
- Set a career high in TFLs (3) and recorded his first career sack against the Wolverines
- Led NU with 11 tackles vs. Purdue
- Led Nebraska with eight tackles at No. 16 Wisconsin and added his first pass breakup
- Had eight tackles again the next week at Northwestern with another TFL
- Led Nebraska with 11 tackles vs. Minnesota
- Had 11 more tackles the next week vs. Bethune-Cookman, including a career-high three TFLs and his second career sack
- Had seven tackles at No. 8 Ohio State, giving him at least seven tackles in every Big Ten game
- Recorded a team-high 11 tackles vs. Illinois, his fifth Big Ten game with 10 or more tackles

2018 GAME-BY-GAME

OPPONENT	UT-AT-TT	TFL-YD	SACK-YD
Colorado	4-8-12	1-6	0.0-0
Troy	2-1-3	0-0	0.0-0
at Michigan	7-4-11	3-12	1.0-9
Purdue	5-6-11	1-6	0.0-0
at Wisconsin	1-7-8	0-0	0.0-0
at Northwestern	5-3-8	1-2	0.0-0
Minnesota	5-6-11	1-1	0.0-0
Bethune-Cookman	7-4-11	3-11	1.0-6
at Ohio St.	3-4-7	0-0	0.0-0
Illinois	8-3-11	0-0	0.0-0
Michigan St.			
at Iowa			

CAREER TACKLE STATS

YEAR	G/S	UT	AT	TT	TFL-YD	SCK-YD
2015						
2016	13/0	0	6	6	0-0	0.0-0
2017	12/2	15	23	38	1-1	0.0-0
2018	10/10	47	46	93	10-38	2.0-15
TOTAL	35/12	62	75	137	11-39	2.0-15

CAREER MISCELLANEOUS STATS

YEAR	FF	FR	PBU	INT	QBH	BLK
2015						
2016	0	1	0	0	0	0
2017	0	0	1	0	0	0
2018	0	0	1	0	4	0
TOTAL	0	1	2	0	4	0

CAREER HIGHS

Tackles	12 vs. Colorado (2018)
TFLs	3 twice
Sacks	1.0 twice
Breakups	1 twice



8 STANLEY MORGAN JR.

6-1 | 200 | SR. | WR
NEW ORLEANS, LA.

CAREER HONORS

- Team Captain (2018)
- Biletnikoff Award Nominee (2017 & 2018)
- 2nd-Team All-Big Ten (2017)
- Nebraska Newcomer of the Year (2015)
- Tom Osborne Citizenship Team (2017)
- Brook Berringer Citizenship Team (2017)

NEBRASKA RECORDS

- Season Receiving Yards (986 in 2017)
- Season 100-Yard Receiving Games (5 in 2017)

NEBRASKA CAREER RECORD WATCH

- Receptions: 2nd (178)
- Receiving Yards: 2nd (2,599)
- Receiving Touchdowns: t-2nd (22)
- 100-Yard Receiving Games: 4th (7)
- Consecutive Games with a Reception: t-2nd (36)

2018 BIG TEN RANKINGS (TOP 5)

- Receiving Yards Per Game: 3rd (85.6)

CAREER NOTES

- Has caught a pass in 36 consecutive games and multiple passes in 23 straight games
- 1 of 4 Huskers to have two 50-catch seasons
- 1 of 3 Huskers to have two seasons with 800 or more receiving yards
- 3rd in school history with 10 TD catches in 2017

2018 SEASON HIGHLIGHTS

- Leads the team with 856 receiving yards and is second with 59 receptions
- Had five catches in each of the first two games, including a nine-yard touchdown vs. Troy
- Had a game-high 61 receiving yards at Michigan
- Had 93 receiving yards at Wisconsin
- Led Nebraska with 10 catches for 163 yards and two touchdowns against Minnesota
- His 10 catches were a career high, his two TDs tied his career high and his 163 yards were the second-highest total of his career
- Had seven catches for 82 yards in one half of action vs. Bethune-Cookman
- Totaled seven catches for 87 yards at No. 8 Ohio State, including a 46-yard reception
- Had eight receptions for 131 yards and two touchdowns vs. Illinois, his third multi-touchdown effort in his last four games

2018 GAME-BY-GAME

OPPONENT	REC.	YDS	TD	LONG
Colorado	5	75	0	25
Troy	5	64	1	33
at Michigan	3	61	0	32
Purdue	4	69	0	26
at Wisconsin	8	93	0	25
at Northwestern	2	31	0	26
Minnesota	10	163	2	67
Bethune-Cookman	7	82	2	27
at Ohio St.	7	87	0	46
Illinois	8	131	2	37
Michigan St.				
at Iowa				

CAREER RECEIVING STATS

YEAR	G/S	REC.	YDS	Y/R	Y/G	TD
2015	13/3	25	304	12.2	22.8	3
2016	13/9	33	453	13.7	34.8	2
2017	11/8	61	986	16.2	89.6	10
2018	10/10	59	856	14.5	81.8	7
TOTAL	47/30	178	2,599	14.6	55.3	22

RUSHING: 3 att., 6 yds, 0 TD

CAREER HIGHS

Receptions	10 vs. Minnesota (2018)
Receiving Yards	185 at Penn State (2017)
Receiving TDs	2 five times
Long Reception	80 vs. Wisconsin (TD) (2017)

CAREER RECEPTIONS

RK.	PLAYER, YEARS	REC.
1.	Kenny Bell, 2011-14	181
2.	Stanley Morgan Jr., 2015-18	178
3.	Jordan Westerkamp, 2013-16	167

CAREER RECEIVING YARDS

RK.	PLAYER, YEARS	YARDS
1.	Kenny Bell, 2011-14	2,689
2.	Stanley Morgan Jr., 2015-18	2,599
3.	Johnny Rodgers, 1970-72	2,479

CAREER RECEIVING TOUCHDOWNS

RK.	PLAYER, YEARS	TDs
1.	Johnny Rodgers, 1970-72	25
2.	Nate Swift, 2005-08	22
	Stanley Morgan Jr., 2015-18	22

CAREER 100-YARD RECEIVING GAMES

RK.	PLAYER, YEARS	TOTAL
1.	Johnny Rodgers, 1970-72	10
2.	Jordan Westerkamp, 2013-16	8
	Nate Swift, 2005-08	8
4.	Stanley Morgan Jr., 2015-18	7

CONSECUTIVE GAMES WITH A CATCH

RK.	PLAYER, YEARS	GAMES
1.	Johnny Rodgers, 1970-72	37
2.	Jordan Westerkamp, 2013-16	36
	Stanley Morgan Jr., 2015-18*	36

*active streak

LONGEST ACTIVE RECEPTION STREAKS

RK.	PLAYER, SCHOOL	GAMES
1.	KeeSean Johnson, Fresno St.	46
2.	Ventell Bryant, Temple	45
3.	Papi White, Ohio	40
4.	Olamide Zaccheaus, Virginia	39
5.	Jonathan Duhart, Old Dominion	38
	Trenton Irwin, Stanford	38
	Hunter Renfrow, Clemson	38
8.	Penny Hart, Georgia St.	37
t-9.	Stanley Morgan Jr., Nebraska	36

SEASON RECEIVING YARDS

RK.	PLAYER, YEAR	YARDS
1.	Stanley Morgan Jr., 2017	986
2.	Johnny Rodgers, 1972	942
3.	Nate Swift, 2008	941
4.	Jordan Westerkamp, 2015	918
5.	Johnny Rodgers, 1971	872
6.	Kenny Bell, 2012	863
7.	Stanley Morgan Jr., 2018	856



9 DAISHON NEAL

6-7 | 310 | JR. | DL
HOUSTON, TEXAS

CAREER HONORS

- 3-Time Nebraska Scholar-Athlete Honor Roll
- 2-Time Brook Berringer Citizenship Team
- 2-Time Tom Osborne Citizenship Team

2018 SEASON HIGHLIGHTS

- Played in each of the first seven games before missing the Bethune-Cookman game due to injury
- Has recorded three tackles, matching his career total entering the season
- Had a career-high two tackles at No. 19 Michigan
- Has missed the past three games due to injury

2018 GAME-BY-GAME

OPPONENT	UT-AT-TT	TFL-YD	SACK-YD
Colorado	0-0-0	0-0	0-0-0
Troy	0-0-0	0-0	0-0-0
at Michigan	1-1-2	0-0	0-0-0
Purdue	0-1-1	0-0	0-0-0
at Wisconsin	0-0-0	0-0	0-0-0
at Northwestern	0-0-0	0-0	0-0-0
Minnesota	0-0-0	0-0	0-0-0
Bethune-Cookman	-DNP (injured)-		
at Ohio St.	-DNP (injured)-		
Illinois	-DNP (injured)-		
Michigan St.			
at Iowa			

CAREER TACKLE STATS


YEAR	G/S	UT	AT	TT	TFL-YD	SCK-YD
2015	Redshirt					
2016	9/0	1	1	2	0-0	0-0-0
2017	12/0	0	1	1	0-0	0-0-0
2018	7/0	1	2	3	0-0	0-0-0
TOTAL	28/0	2	4	6	0-0	0-0-0

CAREER MISCELLANEOUS STATS

YEAR	FF	FR	PBU	INT	QBH	BLK
2016	Redshirt					
2017	0	0	0	0	0	0
2018	0	0	0	0	0	0
TOTAL	0	0	0	0	0	0

CAREER HIGHS

Tackles	2 at Michigan (2018)
TFLs	none
Sacks	none
Breakups	none



10 JD SPIELMAN

5-9 | 185 | SO. | WR

EDEN PRAIRIE, MINN.

CAREER HONORS

- Biletnikoff Award Watch List (2018)
- Paul Hornung Award Watch List (2018)
- Freshman All-American (2017)
- 3rd-Team All-Big Ten (2017, Coaches)
- Honorable-Mention All-Big Ten (KR & WR, 2017)
- BTN All-Freshman Team (WR & KR, 2017)
- Nebraska Scholar-Athlete Honor Roll (Spring 2015)

NEBRASKA RECORDS

- Game Receiving Yards (209 at Wisconsin, 2018)
- Season Receptions by a Receiver (66 in 2018)

NEBRASKA CAREER RECORD WATCH

- Receptions: 8th (121)
- Receiving Yards: 7th (1,648)
- 100-Yard Receiving Games: t-8th (4)
- Kickoff Return Yards: 10th (838)

NEBRASKA SEASON RECORD WATCH

- Receptions: 6th (59)
- 100-Yard Receiving Games: t-11th (2)

2018 NCAA RANKINGS (TOP 25)

- Punt Return Touchdowns: 3rd (1)
- Receiving Touchdowns: 20th (8)
- Receptions Per Game: 16th (6.6)

2018 BIG TEN RANKINGS (TOP 5)

- Receptions Per Game: 2nd (6.6)
- Receiving Touchdowns: t-3rd (8)
- Total Touchdowns: t-3rd (9)
- Receiving Yards Per Game: 4th (81.8)
- Punt Return Average: 4th (17.3)

CAREER NOTES

- Fastest player in school history to record 1,000 career receiving yards (15 games)
- 1st Husker to record 100 career catches prior to his junior season (reached mark in 18th game)
- Only wide receiver in Nebraska history with two career games with double-digit receptions (11 vs. Ohio St. in 2017; 10 vs. Purdue in 2018)
- Owns the only two 200-yard receiving games in NU history (Ohio St., 2017; Wisconsin, 2018)
- 1 of 8 players in NU history to have both a punt and kickoff return touchdown in his career
- 1 of 3 Huskers to have two seasons with 800 or more receiving yards
- 1 of 4 Huskers to have two 50-catch seasons
- Set NU freshman records in 2017 for receptions (55), receiving yards (830), all-purpose yards (1,572) and 100-yard receiving games (2)

PERSONAL NOTES

- Adopted son of Minnesota Vikings General Manager Rick Spielman, and nephew of former Ohio State All-American Chris Spielman
- Originally committed to play lacrosse at Ohio St.

2018 SEASON HIGHLIGHTS

- Leads NU with 66 catches, while adding 818 receiving yards and eight receiving touchdowns
- Caught NU's lone touchdown pass vs. Colorado with a 57-yard catch in the third quarter
- Added a seven-yard touchdown against Troy

- Had 10 catches - 8th in NU history - for 135 yards and a career-high two TDs vs. Purdue
- Had 162 all-purpose yards vs. Purdue to surpass 2,000 career all-purpose yards
- Broke his own school record with 209 receiving yards at No. 16 Wisconsin
- Had eight catches for 76 yards at Northwestern, including a 42-yard touchdown
- Had eight receptions for 77 yards and a TD vs. Minnesota, recording his 100th career catch
- Totaled five catches for 72 yards while playing only the first half vs. Bethune-Cookman
- Added a 77-yard punt return TD, the first by a Husker since 2014 and the 2nd-longest punt return by a Big Ten player in 2018
- Had six catches for 61 yards at Ohio State, including a 17-yard touchdown to tie for the most receiving TDs (8) by a Husker sophomore
- Had seven catches for 71 yards against Illinois

2018 RECEIVING GAME-BY-GAME

OPPONENT	REC.	YDS	TD	LONG
Colorado	3	67	1	57
Troy	6	45	1	16
at Michigan	4	5	0	9
Purdue	10	135	2	21
at Wisconsin	9	209	1	0
at Northwestern	8	76	1	42
Minnesota	8	77	1	13
Bethune-Cookman	5	72	0	40
at Ohio St.	6	61	1	17
Illinois	7	71	0	23
Michigan St.				
at Iowa				

CAREER RECEIVING STATS

YEAR	G/S	REC.	YDS	Y/R	Y/G	TD
2016						
2017	11/4	55	830	15.1	75.5	2
2018	10/10	66	818	12.4	81.8	8
TOTAL	21/14	121	1,648	13.6	78.5	10

RUSHING: 17 att., 97 yds, 0 TD

CAREER ALL-PURPOSE STATS

YEAR	RUSH	REC	PR	KR	TOT	Y/G
2016						
2017	73	830	0	669	1,572	142.9
2018	24	818	104	169	1,115	11.5
TOTAL	97	1,648	104	838	2,687	128.0

KICKOFF RETURNS: 35 att., 838 yds, 1 TD

PUNT RETURNS: 6 ret., 104 yds, 1 TD

CAREER OFFENSIVE HIGHS

Receptions	11 vs. Ohio St. (2017)
Receiving Yards	209 at Wisconsin (2018)*
Receiving TDs	2 vs. Purdue (2018)
Long Reception	77 vs. Ohio St. [TD] (2017)
Long Rush	40 vs. Northwestern (2017)

*school record

CAREER RETURN HIGHS

Kickoff Return Yards	150 at Minnesota (2017)
Long Return	99 vs. Arkansas St. [TD] (2017)
Punt Return Yards	77 vs. Bethune-Cookman (2018)
Long Return	77 vs. Bethune-Cookman [TD] (2018)

CAREER ALL-PURPOSE HIGH

Yards	291 at Minnesota (2017)
-------	-------------------------

CAREER RECORDS WATCH

CAREER RECEPTIONS

RK.	PLAYER, YEARS	REC.
1.	Kenny Bell, 2011-14	181
2.	Stanley Morgan Jr., 2015-18	169
3.	Jordan Westerkamp, 2013-16	167
4.	Nate Swift, 2005-08	166
5.	Johnny Rodgers, 1970-72	143
6.	Terrence Nunn, 2004-07	136
7.	Marlon Lucky, 2005-08	135
8.	JD Spielman, 2017-18	121

CAREER RECEIVING YARDS

RK.	PLAYER, YEARS	YARDS
1.	Kenny Bell, 2011-14	2,689
2.	Johnny Rodgers, 1970-72	2,479
3.	Nate Swift, 2005-08	2,476
4.	Jordan Westerkamp, 2013-16	2,474
5.	Stanley Morgan Jr., 2015-18	2,299
6.	Terrence Nunn, 2004-07	1,762
7.	JD Spielman, 2017-18	1,648

CAREER 100-YARD RECEIVING GAMES

RK.	PLAYER, YEARS	TOTAL
1.	Johnny Rodgers, 1970-72	10
2.	Jordan Westerkamp, 2013-16	8
	Nate Swift, 2005-08	8
4.	Stanley Morgan Jr., 2015-18	6
5.	Irving Fryar, 1981-83	5
	Niles Paul, 2007-10	5
	Kenny Bell, 2011-14	5
t-8.	JD Spielman, 2017-18	4

SEASON RECORDS WATCH

SEASON RECEPTIONS

RK.	PLAYER, YEAR	REC.
1.	Marlon Lucky, 2007	75
2.	JD Spielman, 2018	66*
3.	Jordan Westerkamp, 2015	65

*receiver record (Marl Lucky was a RB)

SEASON RECEIVING YARDS

RK.	PLAYER, YEAR	YARDS
1.	Stanley Morgan Jr., 2017	986
2.	Johnny Rodgers, 1972	942
3.	Nate Swift, 2008	941
4.	Jordan Westerkamp, 2015	918
5.	Johnny Rodgers, 1971	872
6.	Kenny Bell, 2012	863
7.	Stanley Morgan Jr., 2018	856
8.	JD Spielman, 2017	830
9.	JD Spielman, 2018	818
10.	Maurice Purify, 2007	814

SEASON RECEIVING TOUCHDOWNS

RK.	PLAYER, YEAR	TDs
1.	Quincy Enunwa, 2013	12
2.	Johnny Rodgers, 1971	11
3.	Nate Swift, 2008	10
	Stanley Morgan Jr., 2017	10
5.	Clarence Swanson, 1921	9
	Maurice Purify, 2007	9
t-8.	JD Spielman, 2018	8



11 AUSTIN ALLEN

6-8 | 245 | RFR. | TE

AURORA, NEB.

CAREER HONORS

- 4-Time Nebraska Scholar-Athlete Honor Roll
- Brook Berringer Citizenship Team (2018)
- Tom Osborne Citizenship Team (2018)

PERSONAL NOTES

- His father, Andrew, was a walk-on for the Husker football team in 1981

2018 SEASON HIGHLIGHTS

- Has played in every game
- Hauled in a 13-yard catch vs. Bethune-Cookman for his first career reception
- Had a career-long 41-yard reception at No. 8 Ohio State
- Marked the longest reception by a Husker tight end since 2015

2018 GAME-BY-GAME


OPPONENT	REC.	YDS	TD	LONG
Colorado	0	0	0	0
Troy	0	0	0	0
at Michigan	0	0	0	0
Purdue	0	0	0	0
at Wisconsin	0	0	0	0
at Northwestern	0	0	0	0
Minnesota	0	0	0	0
Bethune-Cookman	1	13	0	13
at Ohio St.	1	41	0	41
Illinois	0	0	0	0
Michigan St.				
at Iowa				

CAREER RECEIVING STATS

YEAR	G/S	REC.	YDS	Y/R	Y/G	TD
2017						
2018	10/0	2	54	27.0	5.4	0
TOTAL	10/0	2	54	27.0	5.4	0

CAREER HIGHS

Receptions	1 twice
Receiving Yards	41 at Ohio St. (2018)
Receiving Touchdowns	none
Long Reception	41 at Ohio St. (2018)



12 LUKE GIFFORD

6-3 | 245 | SR. | ILB

LINCOLN, NEB.

CAREER HONORS

- Team Captain (2018)
- 4-Time Nebraska Scholar-Athlete Honor Roll
- Sam Foltz Hero 27 Leadership Award (2018)
- 4-Time Brook Berringer Citizenship Team
- 4-Time Tom Osborne Citizenship Team

CAREER NOTES

- Is playing the 2018 season as a graduate

2018 SEASON HIGHLIGHTS

- Has set career highs in tackles (55), TFLs (12) and sacks (5.5)
- Has also surpassed his career totals entering the season in all three categories
- Leads Nebraska in sacks and TFLs
- His 5.5 sacks are tied for the most by a Husker linebacker since 2005 (Lavonte David also had 5.5 sacks in 2011)
- His 12 TFLs are tied for the most by a Husker since 2014
- Set career highs in tackles (11) and sacks (1.5) and a then-career high in TFLs (3) vs. Colorado
- Added two more tackles for loss vs. Troy to post his seventh straight game with a TFL dating bck to 2017
- Combined for six tackles in Nebraska's first two Big Ten Conference games
- Had seven tackles at No. 16 Wisconsin, including a six-yard sack for NU's lone TFL in the game
- Posted a career-high four TFLs with 1.0 sack at Northwestern while registering seven total tackles
- Had his second-highest career tackle game with nine stops against Minnesota
- Has totaled 23 tackles, 5 TFLs and 2.0 sacks in his last three Big Ten games
- Had three tackles - including a 21-yard sack - against Bethune Cookman
- Forced his first career fumble as part of a three-tackle effort at No. 8 Ohio State
- Had a TFL among his six total tackles against Illinois

2018 GAME-BY-GAME

OPPONENT	UT-AT-TT	TFL-YD	SACK-YD
Colorado	3-8-11	3-13	1.5-11
Troy	3-0-3	2-6	1.0-4
at Michigan	1-1-2	0-0	0.0-0
Purdue	1-3-4	0-0	0.0-0
at Wisconsin	3-4-7	1-6	1.0-6
at Northwestern	6-1-7	4-14	1.0-10
Minnesota	5-4-9	0-0	0.0-0
Bethune-Cookman	2-1-3	1-21	1.0-21
at Ohio St.	3-0-3	0-0	0.0-0
Illinois	3-3-6	1-0	0.0-0
Michigan St.			
at Iowa			

CAREER TACKLE STATS

YEAR	G/S	UT	AT	TT	TFL-YD	SCK-YD
2014						
2015	6/0	2	5	7	1-3	0.0-0
2016	4/0	0	1	1	0-0	0.0-0
2017	7/7	20	19	39	5-17	1.5-10
2018	10/10	30	25	55	12-60	5.5-52
TOTAL	27/17	52	50	102	18-80	7.0-62

CAREER MISCELLANEOUS STATS

YEAR	FF	FR	PBU	INT	QBH	BLK
2014						
2015	0	0	0	0	0	0
2016	0	0	0	0	0	0
2017	0	0	1	1	0	0
2018	1	0	1	0	5	0
TOTAL	1	0	2	1	5	0

CAREER HIGHS

Tackles	11 vs. Colorado (2018)
TFLs	4 at Northwestern (2018)
Sacks	1.5 vs. Colorado (2018)
Breakups	1 twice
Interceptions	1 vs. Rutgers (2017)



13 JOJO DOMANN

6-1 | 225 | SO. | S

COLORADO SPRINGS, COLO.

CAREER HONORS

- Academic All-Big Ten (2017)
- 2-Time Nebraska Scholar-Athlete Honor Roll
- 2-Time Brook Berringer Citizenship Team
- 2-Time Tom Osborne Citizenship Team

2018 BIG TEN RANKINGS (TOP 5)

- Forced Fumbles: t-2nd (2)

2018 SEASON HIGHLIGHTS

- Had one special teams tackle against Colorado after missing all of 2017 with an injury
- Missed the next four games due to injury
- Returned against Northwestern and Minnesota in a special teams role
- Saw his most extensive action on defense against Bethune-Cookman, totaling one tackle, one forced fumble and his first career breakup
- Earned his first career start at No. 8 Ohio State and had a career-high seven tackles and his first career sack and TFL
- Also broke up a pass and forced a fumble, his second straight game with a forced fumble
- Started again the next week vs. Illinois and had five tackles while recovering a fumble

2018 GAME-BY-GAME

OPPONENT	UT-AT-TT	TFL-YD	PBU	INT
Colorado	1-0-1	0-0	0	0
Troy	-	DNP (injured) -		
at Michigan	-	DNP (injured) -		
Purdue	-	DNP (injured) -		
at Wisconsin	-	DNP (injured) -		
at Northwestern	0-0-0	0-0	0	0
Minnesota	0-0-0	0-0	0	0
Bethune-Cookman	1-0-1	0-0	1	0
at Ohio St.	4-3-7	1-7	1	0
Illinois	2-3-5	0-0	0	0
Michigan St.				
at Iowa				

CAREER TACKLE STATS

YEAR	G/S	UT	AT	TT	TFL-YD	SCK-YD
2016	13/0	5	3	8	0-0	0.0-0
2017		Redshirt (Injured)				
2018	6/2	8	6	14	1-7	1.0-7
TOTAL	19/2	13	9	22	1-7	1.0-7

CAREER MISCELLANEOUS STATS

YEAR	FF	FR	PBU	INT	QBH	BLK
2016	1	0	0	0	0	0
2017		Redshirt (Injured)				
2018	2	1	2	0	0	0
TOTAL	3	1	2	0	0	0

CAREER HIGHS

Tackles	7 at Ohio St. (2018)
TFLs	1 at Ohio St. (2018)
Sacks	1.0 at Ohio St. (2018)
Breakups	1 twice
Interceptions	none



14 TRE NEAL

6-1 | 215 | SR. | S

ATLANTA, GA.

CAREER NOTES

- Graduate transfer from UCF
- Played in 38 games with 18 starts at UCF
- Started every game in UCF's 2017 13-0 season
- Has started 23 consecutive games, including his junior season at UCF in 2017

2018 SEASON HIGHLIGHTS

- Had five tackles in his Husker debut vs. Colorado
- Recorded his first breakup and TFL as a Husker against Troy while totaling seven tackles
- Added his second breakup and totaled three tackles vs. Purdue
- Finished with six tackles at No. 16 Wisconsin
- Had his first interception at Northwestern
- Had a season-high 10 tackles vs. Minnesota
- Matched that total with 10 tackles vs. Illinois
- Forced two fumbles vs. the Illini, the first Husker to force two fumbles in a game since 2014

2018 GAME-BY-GAME

OPPONENT	UT-AT-TT	TFL-YD	PBU	INT
Colorado	2-3-5	0-0	0	0
Troy	3-4-7	1-2	1	0
at Michigan	2-0-2	0-0	0	0
Purdue	2-1-3	0-0	1	0
at Wisconsin	3-3-6	0-0	0	0
at Northwestern	3-1-4	0-0	0	1
Minnesota	5-5-10	0-0	0	0
Bethune-Cookman	1-0-1	0-0	0	0
at Ohio St.	0-1-1	0-0	0	0
Illinois	8-2-10	0-0	0	0
Michigan St.				
at Iowa				

CAREER TACKLE STATS

YEAR	G/S	UT	AT	TT	TFL-YD	SCK-YD
2014		Redshirt				
2015	12/5	30	25	55	1-1	0.0-0
2016	13/0	11	10	21	0-0	0.0-0
2017	13/13	41	27	68	2-3	0.0-0
2018	10/10	29	20	49	1-2	0.0-0
TOTAL	48/28	111	88	193	4-6	0.0-0

CAREER MISCELLANEOUS STATS

YEAR	FF	FR	PBU	INT	QBH	BLK
2014		Redshirt				
2015	0	1	3	0	0	0
2016	1	0	0	0	0	1
2017	1	1	3	3	0	0
2018	2	0	2	1	2	0
TOTAL	4	2	8	4	2	1

CAREER HIGHS (INCLUDES UCF)

Tackles	13 at Cincinnati (2015)
TFLs	1 three times
Sacks	none
Breakups	1 eight times
Interceptions	1 four times



16 NOAH VEDRAL

6-1 | 200 | SO. | QB

WAHOO, NEB.

CAREER HONORS

- Nebraska Scholar-Athlete Honor Roll (Spring 2018)

CAREER NOTES

- First-year transfer from UCF (enrolled in January)
- Did not gain NCAA eligibility until Friday, Oct. 12, the day before Nebraska's game at Northwestern

PERSONAL NOTES

- His father, Mike, was a three-year letterwinner at tight end for Nebraska (1990-92)
- Three of his uncles (Jon Vedral, Mark Vedral and Matt Turman) were also Husker letterwinners

2018 SEASON HIGHLIGHTS

- Made his Husker debut by playing the entire second half against Bethune-Cookman
- Scored on a career-long 20-yard run, his first rushing TD at Nebraska and third of his career

2018 PASSING GAME-BY-GAME

OPPONENT	COMP-ATT	YDS	TD	INT
Colorado	-	DNP (not eligible)-		
Troy	-	DNP (not eligible)-		
at Michigan	-	DNP (not eligible)-		
Purdue	-	DNP (not eligible)-		
at Wisconsin	-	DNP (not eligible)-		
at Northwestern	-	DNP-		
Minnesota	-	DNP-		
Bethune-Cookman	2-9	29	0	1
at Ohio St.	-	DNP-		
Illinois	-	DNP-		
Michigan St.				
at Iowa				

CAREER PASSING STATS

YEAR	G/S	CMP-ATT	PCT	YDS	TD	INT
2017*	8/0	22-29	75.9	276	1	0
2018	1/0	2-9	22.2	29	0	1
TOTAL	9/0	24-38	63.2	305	1	1

CAREER RUSHING STATS

YEAR	G/S	ATT.	NET	Y/A	Y/G	TD
2017*	8/0	18	77	4.3	9.6	2
2018	1/0	7	13	1.9	13.0	1
TOTAL	9/0	25	90	3.6	10.0	3

CAREER PASSING HIGHS

Attempts	12 vs. FIU (2017)*
Completions	10 vs. FIU (2017)*
Yards	79 vs. FIU (2017)*
Touchdowns	1 vs. UConn (2017)*
Long Completion	35 vs. UConn [TD] (2017)*

CAREER RUSHING HIGHS

Attempts	7 vs. Bethune-Cookman (2018)
Yards	37 vs. Austin Peay (2017)*
Touchdowns	1 three times
Long Rush	20 vs. Bethune-Cookman [TD] (2018)



17 ANDREW BUNCH

6-1 | 210 | SO. | QB

THOMPSON'S STATION, TENN.

CAREER HONORS

- Nebraska Scholar-Athlete Honor Roll (Spring 2018)

PERSONAL NOTES

- His father, David, was a walk-on receiver at Nebraska in the 1970s

2018 SEASON HIGHLIGHTS

- Made his career debut against Colorado, throwing for 49 yards off the bench in the 4th quarter
- Made his first career start against Troy and set career highs in every category, throwing for 177 yards and his first two career touchdowns
- Came off the bench and led an 80-yard fourth-quarter touchdown drive at Michigan for the Huskers' lone touchdown
- Had one carry for 13 yards in the fourth quarter against Illinois

2018 PASSING GAME-BY-GAME

OPPONENT	COMP-ATT	YDS	TD	INT
Colorado	4-9	49	0	0
Troy	19-27	177	2	2
at Michigan	6-9	71	0	0
Purdue	-DNP-			
at Wisconsin	2-2	23	0	0
at Northwestern	-DNP-			
Minnesota	-DNP-			
Bethune-Cookman	-DNP-			
at Ohio St.	-DNP-			
Illinois	0-0	0	0	0
Michigan St.				
at Iowa				

CAREER PASSING STATS

YEAR	G/S	COMP-ATT	PCT	YDS	TD	INT
2017		Redshirt				
2018	5/1	31-47	66.0	320	2	2
TOTAL	5/1	31-47	66.0	320	2	2

CAREER RUSHING STATS

YEAR	G/S	ATT.	NET	Y/A	Y/G	TD
2017		Redshirt				
2018	5/1	16	40	2.5	8.0	0
TOTAL	5/1	16	40	2.5	8.0	0

CAREER PASSING HIGHS

Attempts	27 vs. Troy (2018)
Completions	19 vs. Troy (2018)
Yards	177 vs. Troy (2018)
Touchdowns	2 vs. Troy (2018)
Long Completion	33 vs. Troy (2018)

CAREER RUSHING HIGHS

Attempts	10 vs. Troy (2018)
Yards	23 at Michigan (2018)
Touchdowns	none
Long Rush	23 at Michigan (2018)



17 CAM TAYLOR

6-0 | 205 | FR. | CB

MONTGOMERY, ALA.

CAREER NOTES

- Taylor played quarterback in high school, throwing for 1,466 yards and 16 TDs and rushing for 1,030 yards and 14 TDs as a senior

2018 SEASON HIGHLIGHTS

- Has recorded 11 total tackles - eight on defense and three on special teams
- Was the lone true freshman to play a defensive snap in the season opener against Colorado
- Recovered a fumble on punt coverage that set up a Husker field goal against Troy
- Had a then-career-high two tackles at No. 16 Wisconsin and posted his first career breakup
- Posted a solo tackle and a pass breakup at Northwestern
- Had a career-high three tackles vs. Minnesota
- Matched that total with three more tackles vs. Bethune-Cookman

2018 GAME-BY-GAME

OPPONENT	UT-AT-TT	TFL-YD	PBU	INT
Colorado	1-0-1	0-0	0	0
Troy	0-0-0	0-0	0	0
at Michigan	1-0-1	0-0	0	0
Purdue	-DNP (injured)-			
at Wisconsin	1-1-2	0-0	1	0
at Northwestern	1-0-1	0-0	1	0
Minnesota	3-0-3	0-0	0	0
Bethune-Cookman	1-2-3	0-0	0	0
at Ohio St.	0-0-0	0-0	0	0
Illinois	0-0-0	0-0	0	0
Michigan St.				
at Iowa				

CAREER TACKLE STATS

YEAR	G/S	UT	AT	TT	TFL-YD	SCK-YD
2018	9/0	8	3	11	0-0	0.0-0

CAREER MISCELLANEOUS STATS

YEAR	FF	FR	PBU	INT	QBH	BLK
2018	0	1	2	0	0	0

CAREER HIGHS

Tackles	3 twice
TFLs	none
Sacks	none
Breakups	1 twice
Interceptions	none



18 GUY THOMAS

6-3 | 230 | RFR. | OLB

MIAMI, FLA.

2018 SEASON HIGHLIGHTS

- Played special teams in each of the season's first two games
- Saw his first career snaps on defense at No. 19 Michigan, recording his first career tackle
- Posted a career-high three tackles from his linebacker spot vs. Bethune-Cookman

2018 GAME-BY-GAME

OPPONENT	UT-AT-TT	TFL-YD	SACK-YD
Colorado	0-0-0	0-0	0.0-0
Troy	0-0-0	0-0	0.0-0
at Michigan	0-1-1	0-0	0.0-0
Purdue		-DNP-	
at Wisconsin		-DNP-	
at Northwestern		-DNP-	
Minnesota		-DNP-	
Bethune-Cookman	0-3-3	0-0	0.0-0
at Ohio St.		-DNP-	
Illinois		-DNP-	
Michigan St.			
at Iowa			

CAREER TACKLE STATS

YEAR	G/S	UT	AT	TT	TFL-YD	SCK-YD
2017		Redshirt				
2018	4/0	0	4	4	0-0	0.0-0
TOTAL	4/0	0	4	4	0-0	0.0-0

CAREER MISCELLANEOUS STATS

YEAR	FF	FR	PBU	INT	QBH	BLK
2017		Redshirt				
2018	0	0	1	0	0	0
TOTAL	0	0	1	0	0	0

CAREER HIGHS

Tackles	3 vs. Bethune-Cookman (2018)
TFLs	none
Sacks	none
Interceptions	none
Breakups	1 vs. Bethune-Cookman (2018)



19 MARQUEL DISMUKE

6-2 | 200 | SO. | S

COMPTON, CALIF.

CAREER HONORS

- Nebraska Scholar-Athlete Honor Roll (Spring 2018)

2018 SEASON HIGHLIGHTS

- Had two tackles on defense at Michigan
- Posted his first special teams tackle on kickoff coverage vs. Purdue
- Added another tackle on kickoff coverage at No. 16 Wisconsin
- Saw his most extensive action on defense at Northwestern, totaling a season-high three tackles
- Blocked a punt that resulted in a safety against Illinois, the first blocked punt by Nebraska since 2015
- Also had two tackles on special team against the Illini

2018 GAME-BY-GAME

OPPONENT	UT-AT-TT	TFL-YD	PBU	INT
Colorado		-DNP-		
Troy	0-0-0	0-0	0	0
at Michigan	1-1-2	0-0	0	0
Purdue	1-0-1	0-0	0	0
at Wisconsin	0-1-1	0-0	0	0
at Northwestern	3-0-3	0-0	0	0
Minnesota		-DNP-		
Bethune-Cookman		-DNP-		
at Ohio St.		-DNP-		
Illinois	2-0-2	0-0	0	0
Michigan St.				
at Iowa				

CAREER TACKLE STATS

YEAR	G/S	UT	AT	TT	TFL-YD	SCK-YD
2016						
2017	12/1	20	14	34	0-0	0.0-0
2018	6/0	7	2	9	0-0	0.0-0
TOTAL	17/1	27	16	43	0-0	0.0-0

CAREER MISCELLANEOUS STATS

YEAR	FF	FR	PBU	INT	QBH	BLK
2016						
2017	0	1	0	0	0	0
2018	0	0	0	0	0	1
TOTAL	0	1	0	0	0	1

CAREER HIGHS

Tackles	9 vs. Wisconsin (2017)
TFLs	none
Sacks	none
Breakups	none
Interceptions	none
Blocked Punts	1 vs. Illinois (2018)



19 MIKE WILLIAMS

5-10 | 185 | JR. | WR

LAKE CITY, FLA.

CAREER HONORS

- Nebraska Scholar-Athlete Honor Roll (Spring 2018)

CAREER NOTES

- Came to Nebraska from East Mississippi CC, the 2017 National Junior College Athletic Association national champion
- Began his career at Georgia Southern (2016)

2018 SEASON HIGHLIGHTS

- Has exceeded his reception and receiving yards total from his freshman season at Georgia Southern (2016)
- Had three catches for 40 yards in his Husker debut against Colorado
- Had an 11-yard reception at No. 16 Wisconsin
- Tied his career high with three catches at Northwestern for a career-high 41 yards
- Had a seven-yard grab against Minnesota
- Caught two passes for 21 yards at Ohio State
- Seven of his 10 catches this season have come in the last five Big Ten Conference games

2018 GAME-BY-GAME

OPPONENT	REC.	YDS	TD	LONG
Colorado	3	40	0	19
Troy	0	0	0	0
at Michigan	0	0	0	0
Purdue	0	0	0	0
at Wisconsin	1	11	0	11
at Northwestern	3	41	0	24
Minnesota	1	7	0	7
Bethune-Cookman	0	0	0	0
at Ohio St.	2	21	0	15
Illinois	0	0	0	0
Michigan St.				
at Iowa				

CAREER RECEIVING STATS

YEAR	G/S	REC.	YDS	Y/R	Y/G	TD
2016*	11/0	3	27	9.0	2.5	0
2017						
2018	10/2	10	120	12.0	12.0	0
TOTAL	21/2	13	147	11.3	7.0	0

*at Georgia Southern

CAREER HIGHS

Receptions	3 twice
Receiving Yards	41 at Northwestern (2018)
Receiving Touchdowns	none
Long Reception	24 at Northwestern (2018)



21 LAMAR JACKSON

6-3 | 215 | JR. | DB

ELK GROVE, CALIF.

CAREER HONORS

- Nebraska Scholar-Athlete Honor Roll (Spring 2018)

2018 SEASON HIGHLIGHTS

- Has set a career high with five pass breakups and two interceptions
- Had his first career interception vs. Troy, the first pick by a Husker cornerback in 21 games
- Also added his first breakup of the season against Troy
- Saw his streak of 16 consecutive starts snapped at No. 16 Wisconsin, but totaled three tackles and one breakup off the bench
- Returned to the starting lineup at Northwestern and had a career-high two breakups
- Had a pass breakup for the third consecutive game against Minnesota
- Had a pair of solo stops vs. Bethune-Cookman
- Recorded his second career interception and forced a fumble leading to another Husker turnover at No. 8 Ohio State
- Tied his career high with two pass breakups vs. Illinois

2018 GAME-BY-GAME

OPPONENT	UT-AT-TT	TFL-YD	PBU	INT
Colorado	0-1-1	0-0	0	0
Troy	0-2-2	0-0	1	1
at Michigan	3-0-3	0-0	0	0
Purdue	2-0-2	0-0	0	0
at Wisconsin	2-1-3	0-0	1	0
at Northwestern	2-0-2	0-0	2	0
Minnesota	1-0-1	0-0	1	0
Bethune-Cookman	2-0-2	0-0	0	0
at Ohio St.	2-1-3	0-0	0	1
Illinois	1-1-2	0-0	2	0
Michigan St.				
at Iowa				

CAREER TACKLE STATS

YEAR	G/S	UT	AT	TT	TFL-YD	SCK-YD
2016	13/1	14	3	17	2-14	1.0-11
2017	12/12	27	11	38	0-0	0.0-0
2018	10/9	15	6	21	0-0	0.0-0
TOTAL	35/22	56	20	76	2-14	1.0-11

CAREER MISCELLANEOUS STATS

YEAR	FF	FR	PBU	INT	QBH	BLK
2016	0	0	0	0	0	0
2017	0	0	3	0	0	0
2018	1	0	7	2	0	0
TOTAL	1	0	10	2	0	0

CAREER HIGHS

Tackles	8 at Purdue (2017)
TFLs	2 vs. Fresno St. (2016)
Sacks	1.0 vs. Fresno St. (2016)
Breakups	2 at Northwestern (2018)
Interceptions	1 twice



22 ALEX DAVIS

6-5 | 255 | JR. | OLB

RIVIERA BEACH, FLA.

CAREER HONORS

- Nebraska Scout Team Defensive MVP (2015)
- Nebraska Scholar-Athlete Honor Roll (Spring 2016)
- 2-Time Brook Berringer Citizenship Team
- 2-Time Tom Osborne Citizenship Team

2018 SEASON HIGHLIGHTS

- Made his first tackle of the season on special teams against Troy
- Earned his first start of the season at No. 16 Wisconsin and had a season-high three tackles, one shy of his career high
- Also earned starts vs. Minnesota and Bethune-Cookman
- Had his first tackle in four games with a stop at No. 8 Ohio State

2018 GAME-BY-GAME

OPPONENT	UT-AT-TT	TFL-YD	SACK-YD
Colorado	0-0-0	0-0	0.0-0
Troy	0-1-1	0-0	0.0-0
at Michigan	0-0-0	0-0	0.0-0
Purdue	0-0-0	0-0	0.0-0
at Wisconsin	1-2-3	0-0	0.0-0
at Northwestern	0-0-0	0-0	0.0-0
Minnesota	0-0-0	0-0	0.0-0
Bethune-Cookman	0-0-0	0-0	0.0-0
at Ohio St.	0-1-1	0-0	0.0-0
Illinois	0-0-0	0-0	0.0-0
Michigan St.			
at Iowa			

CAREER TACKLE STATS

YEAR	G/S	UT	AT	TT	TFL-YD	SCK-YD
2015		Redshirt				
2016	13/0	0	2	2	0-0	0.0-0
2017	12/5	10	7	17	4-11	1.5-5
2018	10/3	1	4	5	0-0	0.0-0
TOTAL	35/8	11	13	24	4-11	1.5-5

CAREER MISCELLANEOUS STATS

YEAR	FF	FR	PBU	INT	QBH	BLK
2015		Redshirt				
2016	0	0	0	0	0	0
2017	0	0	0	0	0	0
2018	0	0	0	0	0	0
TOTAL	0	0	0	0	0	0

CAREER HIGHS

Tackles	4 vs. Northwestern (2017)
TFLs	2 vs. Iowa (2017)
Sacks	1.0 at Penn St. (2017)
Breakups	none
Interceptions	none



22 DEVINE OZIGBO

6-0 | 235 | SR. | RB

SACHSE, TEXAS

CAREER HONORS

- Big Ten Offensive Player of the Week (11/12)
- Nebraska Scholar-Athlete Honor Roll (Fall 2016)

CAREER NOTES

- 1 of 65 Huskers to rush for 1,000 career yards
- 1 of 30 Huskers to rush for 2,000 career yards
- 30th on NU's all-time rushing list (2,072)

2018 NCAA RANKINGS (TOP 25)

- Rushing Yards Per Carry: 5th (7.5)
- Rushing Touchdowns: 8th (12)
- Total Touchdowns: 12th (12)
- Rushing Yards: 21st (958)
- Rushing Yards Per Game: 24th (95.8)

2018 BIG TEN RANKINGS (TOP 5)

- Rushing Touchdowns: t-1st (12)
- Total Touchdowns: t-1st (12)
- Rushing Yards Per Carry: 2nd (7.5)
- Rushing Yards Per Game: 5th (95.8)

2018 SEASON HIGHLIGHTS

- Leads the Big Ten in both rushing touchdowns (10) and total touchdowns (10) in conference play
- Has set career highs with 958 rushing yards and 12 rushing touchdowns
- Has also caught 17 passes for 164 yards, both of which are career highs
- Leads NU in rushing yards, rushing touchdowns and rushing yards per game (95.8)
- Has rushed for 868 yards and 11 touchdowns in his seven starts, averaging 124.0 yards per game and 8.9 yards per carry as a starter
- Has posted his first four career 150-yard rushing efforts in his last seven games
- Is 1 of 2 Big Ten players with four 150-yard rushing performances in conference play
- Ran for 60 yards and a touchdown vs. Colorado and added two catches for 17 yards
- Rushed for a career-high 170 yards vs. Purdue in his first start of the season
- Marked the most rushing yards by a Husker in a Big Ten game since Ameer Abdullah vs. Rutgers in 2014 (225 yards)
- Also tied his career high with two rushing TDs vs. the Boilermakers
- Had 159 yards and two TDs at Northwestern and caught four passes for 33 yards
- Had 152 yards vs. Minnesota, including TD runs of 40 and 59 yards
- The 59-yard touchdown run vs. the Gophers was the longest rush of his career at the time
- Played only the first half against Bethune-Cookman and ran for 110 yards on 11 carries
- Marked his 8th career 100-yard rushing game and fourth in a five-game stretch
- Scored a rushing touchdown for a fourth straight game while running for 86 yards at Ohio State
- Also added a 13-yard catch vs. the Buckeyes
- Averaged 14.7 yards per carry, rushing for 162

yards on only 11 carries against Illinois

- Scored a career-high three touchdowns against the Illini and had the two longest rushes of his career, scoring on runs of 60 and 66 yards
- Was named the Big Ten Offensive Player of the Week for his performance against Illinois, the first Husker to win the honor since Tommy Armstrong Jr. 2016

2018 GAME-BY-GAME

OPPONENT	ATT.	YDS	TD	LONG
Colorado	14	60	1	8
Troy	9	25	0	11
at Michigan	6	5	0	6
Purdue	17	170	2	35
at Wisconsin	5	29	0	9
at Northwestern	22	159	2	37
Minnesota	12	152	2	59
Bethune-Cookman	11	110	1	29
at Ohio St.	20	86	1	10
Illinois	11	162	3	66
Michigan St.				
at Iowa				


CAREER STATS

YEAR	G/S	ATT.	NET	Y/A	Y/G	TD
2015	11/0	38	209	5.5	19.0	1
2016	11/1	97	412	4.2	37.5	5
2017	10/3	129	493	3.8	49.3	3
2018	10/7	127	958	7.5	95.8	12
TOTAL	42/11	391	2,072	5.3	49.3	21

RECEIVING: 43 rec., 449 yds, 0 TD

CAREER HIGHS

Attempts	24 vs. Rutgers (2017)
Yards	170 vs. Purdue (2018)
Touchdowns	3 vs. Illinois (2018)
Long Rush	66 vs. Illinois (2018)
Receptions	6 at Purdue (2017)
Receiving Yards	42 at Purdue (2017)



23 DICAPRIO BOOTLE

5-10 | 190 | SO. | DB

MIAMI, FLA.

CAREER HONORS

- Academic All-Big Ten (2017)
- Nebraska Scholar-Athlete Honor Roll (Fall 2016)
- Brook Berringer Citizenship Team (2018)
- Tom Osborne Citizenship Team (2018)

NEBRASKA SEASON RECORD WATCH

- Pass Breakups: t-2nd (15)

2018 NCAA RANKINGS (TOP 25)

- Pass Breakups: 3rd (15)
- Passes Defended Per Game: 8th (1.5)

2018 BIG TEN RANKINGS (TOP 5)

- Pass Breakups: 1st (15)
- Passes Defended Per Game: 1st (1.5)

2018 SEASON HIGHLIGHTS

- Has set career highs in tackles (34) and pass breakups (15) after entering the year with 15 career tackles and no pass breakups
- Is just the fourth Husker to break up 15 passes in a season and the first since 2004
- 12 of his 15 breakups have come in Big Ten play
- Is the only Big Ten defender with double-digit breakups in conference play
- Started and had three tackles and his first two career pass breakups against Colorado
- Had a career-high five breakups at Michigan, tied for the most by an FBS player this season
- The five breakups ranked 3rd in NU history and tied for the most by a Husker in a Big Ten game
- Added three breakups the next week vs. Purdue while totaling a career-high seven tackles
- Had five tackles at Wisconsin and four more stops the next week at Northwestern
- Added three more pass breakups vs. Minnesota
- Moved into the top five on NU's season breakups list with one PBU vs. Bethune-Cookman
- Broke up his 15th pass of the season at No. 8 Ohio State

2018 GAME-BY-GAME

OPPONENT	UT-AT-TT	TFL-YD	PBU	INT
Colorado	1-2-3	0-0	2	0
Troy	0-1-1	0-0	0	0
at Michigan	3-1-4	0-0	5	0
Purdue	5-2-7	0-0	3	0
at Wisconsin	4-1-5	0-0	0	0
at Northwestern	4-0-4	0-0	0	0
Minnesota	1-0-1	0-0	3	0
Bethune-Cookman	1-2-3	0-0	1	0
at Ohio St.	1-2-3	0-0	1	0
Illinois	3-0-3	0-0	0	0
Michigan St.				
at Iowa				

CAREER TACKLE STATS

YEAR	G/S	UT	AT	TT	TFL-YD	SCK-YD
2016						
2017	12/1	11	4	15	1-1	0.0-0
2018	10/10	23	11	34	0-0	0.0-0
TOTAL	22/11	34	15	49	1-1	0.0-0

CAREER MISCELLANEOUS STATS

YEAR	FF	FR	PBU	INT	QBH	BLK
2016						
2017	0	0	0	0	0	0
2018	1	0	15	0	0	0
TOTAL	1	0	15	0	0	0

CAREER HIGHS

Tackles	7 vs. Purdue (2018)
TFLs	1 vs. Ohio St. (2017)
Sacks	none
Breakups	5 at Michigan (2018)
Interceptions	none

NEBRASKA SEASON PASS BREAKUPS

RK.	PLAYER, YEAR	PBU
1.	DeJuan Groce, 2000	17
2.	Ralph Brown, 1999	15
	Fabian Washington, 2004	15
	Dicaprio Bootle, 2018	15



24 AARON WILLIAMS

5-11 | 190 | SR. | DB

ATLANTA, GA.

CAREER HONORS

- Nebraska Scholar-Athlete Honor Roll (Spring 2015)

2018 SEASON HIGHLIGHTS

- Leads the Husker secondary and is 3rd overall on the team with 57 tackles
- Has seven games with five or more tackles
- Had eight tackles off the bench vs. Colorado
- Made his first start of the season against Troy and recorded his first pass breakup of 2018
- Tied his season high with eight tackles vs. Purdue
- Had six tackles and a breakup at Wisconsin
- Tied his career high with 12 tackles at Northwestern, including a career-high 10 solo stops
- Marked the first time in 26 games dating back to 2016 that a Husker had 10 solo tackles
- Tied his career high with two pass breakups as part of a six-tackle performance vs. Minnesota
- Had six tackles at No. 8 Ohio State, including a career-high two TFLs
- Picked off his first pass of the season vs. Illinois

2018 GAME-BY-GAME

OPPONENT	UT-AT-TT	TFL-YD	PBU	INT
Colorado	4-4-8	0-0	0	0
Troy	3-2-5	0-0	1	0
at Michigan	4-0-4	0-0	0	0
Purdue	2-6-8	0-0	0	0
at Wisconsin	3-3-6	0-0	1	0
at Northwestern	10-2-12	0-0	0	0
Minnesota	5-1-6	0-0	2	0
Bethune-Cookman	0-0-0	0-0	0	0
at Ohio St.	5-1-6	2-4	0	0
Illinois	1-1-2	0-0	0	1
Michigan St.				
at Iowa				

CAREER TACKLE STATS


YEAR	G/S	UT	AT	TT	TFL-YD	SCK-YD
2015	13/3	17	7	24	3-9	0.0-0
2016	13/11	32	30	62	6-22	2.0-18
2017	9/8	31	17	48	1-4	0.0-0
2018	10/9	37	20	57	2-4	0.0-0
TOTAL	45/31	117	74	191	12-39	2.0-18

CAREER MISCELLANEOUS STATS

YEAR	FF	FR	PBU	INT	QBH	BLK
2015	0	0	0	0	0	0
2016	0	0	7	3	0	0
2017	0	1	1	2	0	0
2018	0	1	4	1	1	0
TOTAL	0	2	12	6	1	0

CAREER HIGHS

Tackles	12 twice
TFLs	2 at Ohio St. (2018)
Sacks	1.0 twice
Breakups	2 twice
Interceptions	1 five times



25 ANTONIO REED

6-2 | 215 | SR. | DB

MEMPHIS, TENN.

CAREER HONORS

- Brook Berringer Citizenship Team (2017)
- Tom Osborne Citizenship Team (2017)

2018 SEASON HIGHLIGHTS

- Started his first season opener against Colorado and registered four tackles
- Added five tackles off the bench vs. Troy and four off the bench at Michigan
- Posted his first pass breakup at No. 16 Wisconsin
- Started and intercepted the second pass of his career at Northwestern and recorded a then-season-high six tackles, all solo stops
- Had a season-high seven tackles at No. 8 Ohio State, including five solo stops
- Did not record a tackle against Illinois after leaving the game early with an injury

2018 GAME-BY-GAME

OPPONENT	UT-AT-TT	TFL-YD	PBU	INT
Colorado	1-3-4	0-0	0	0
Troy	4-1-5	0-0	0	0
at Michigan	2-2-4	0-0	0	0
Purdue	1-0-1	0-0	0	0
at Wisconsin	1-1-2	0-0	1	0
at Northwestern	6-0-6	0-0	0	1
Minnesota	0-0-0	0-0	0	0
Bethune-Cookman	2-0-2	0-0	0	0
at Ohio St.	5-2-7	0-0	0	0
Illinois	0-0-0	0-0	0	0
Michigan St.				
at Iowa				

CAREER TACKLE STATS

YEAR	G/S	UT	AT	TT	TFL-YD	SCK-YD
2015	13/0	9	1	10	0-0	0.0-0
2016	12/1	14	8	22	0-0	0.0-0
2017	10/4	24	18	42	2-5	0.0-0
2018	10/2	22	9	31	0-0	0.0-0
TOTAL	45/7	69	36	105	25	0.0-0

CAREER MISCELLANEOUS STATS

YEAR	FF	FR	PBU	INT	QBH	BLK
2015	2	0	0	0	0	0
2016	0	0	2	0	1	0
2017	1	0	0	1	0	0
2018	0	0	1	1	0	0
TOTAL	3	0	3	2	1	0

CAREER HIGHS

Tackles	15 at Minnesota (17)
TFLs	1 twice
Sacks	none
Breakups	1 three times
Interceptions	1 twice



28 MAURICE WASHINGTON

6-1 | 190 | FR. | RB

STOCKTON, CALIF.

2018 SEASON HIGHLIGHTS

- 3rd on the team in rushing yards (427) and rushing yards per game (47.4)
- 4th on the team in all-purpose yards per game (76.0)
- Debuted with 34 rushing yards, 16 receiving yards and 50 yards from scrimmage in the season opener against Colorado
- Ran for a then-career-high 92 yards vs. Troy
- Did not play vs. Purdue after missing the week of practice due to illness
- Returned at No. 16 Wisconsin and totaled a then-career-high 115 all-purpose yards
- Had career highs of four receptions and 53 receiving yards against the Badgers
- Scored his 1st career touchdown with a three-yard TD run in the 4th quarter at Northwestern
- Had a career-high 39 kickoff return yards vs. the Wildcats, including a career-long 27-yard return
- Posted his first career 100-yard rushing game with 109 yards on 14 carries vs. Minnesota
- Marked the first 100-yard rushing effort by a true freshman Husker running back since Imani Cross vs. Idaho State on Sept. 22, 2012 (100 yards)
- Also returned two kickoffs for 32 yards against Minnesota to post a career-high 142 all-purpose yards
- Had six carries for 48 yards and one touchdown while playing only the first half against Bethune-Cookman
- Had 48 all-purpose yards at No. 8 Ohio State
- Had 67 yards on only three carries vs. Illinois, as he suffered a first-half injury and did not return to the game against Illinois
- Had a career-long 49-yard run in the first quarter against the Illini

2018 GAME-BY-GAME

OPPONENT	ATT.	YDS	TD	LONG
Colorado	8	34	0	10
Troy	14	92	0	29
at Michigan	3	2	0	1
Purdue	-DNP (illness)-			
at Wisconsin	5	27	0	11
at Northwestern	9	32	1	11
Minnesota	14	109	1	22
Bethune-Cookman	6	48	1	18
at Ohio St.	7	16	0	8
Illinois	3	67	0	49
Michigan St.				
at Iowa				

CAREER RUSHING STATS

YEAR	G/S	ATT.	NET	Y/A	Y/G	TD
2018	9/1	69	427	6.2	47.4	3

CAREER RECEIVING STATS

YEAR	G/S	REC.	YDS	Y/R	Y/G	TD
2018	9/1	15	112	7.5	14.0	0

CAREER KICKOFF RETURN STATS

YEAR	RET.	YDS	AVG.	TD	LG
2018	9	145	16.1	0	27

CAREER RUSHING HIGHS


Attempts	14 twice
Yards	109 vs. Minnesota (2018)
Touchdowns	1 three times
Long Rush	49 vs. Illinois (2018)

CAREER RECEIVING HIGHS

Receptions	4 at Wisconsin (2018)
Receiving Yards	53 at Wisconsin (2018)
Long Reception	24 at Wisconsin (2018)

CAREER KICKOFF RETURN HIGHS

Returns	2 three times
Return Yards	39 at Northwestern (2018)
Long Return	27 at Northwestern (2018)



31 COLLIN MILLER

6-3 | 245 | SO. | OLB
FISHERS, IND.

CAREER HONORS

- Nebraska Scout Team Defensive MVP (2016)
- Academic All-Big Ten (2017)
- Nebraska Scholar-Athlete Honor Roll (Spring 2017)

2018 SEASON HIGHLIGHTS

- Tied for the team lead with eight special teams tackles (4 on punt coverage, 4 on kickoff coverage)
- Posted at least one special teams tackle in each of the first four games
- Recorded two tackles on special teams and posted his first stop on defense at Michigan
- Had his first career tackle for loss with a seven-yard TFL at Northwestern
- Posted tackles on defense (3), punt coverage (1) and kickoff coverage (1) as part of a career-high five-tackle effort against Minnesota
- Had three tackles from his linebacker spot against Bethune-Cookman
- Made his team-leading fourth tackle on kickoff coverage against Illinois

2018 GAME-BY-GAME

OPPONENT	UT-AT-TT	TFL-YD	SACK-YD
Colorado	1-0-1	0-0	0.0-0
Troy	0-1-1	0-0	0.0-0
at Michigan	0-3-3	0-0	0.0-0
Purdue	0-1-1	0-0	0.0-0
at Wisconsin	0-0-0	0-0	0.0-0
at Northwestern	1-0-1	1-7	0.0-0
Minnesota	4-1-5	0-0	0.0-0
Bethune-Cookman	2-1-3	0-0	0.0-0
at Ohio St.	0-0-0	0-0	0.0-0
Illinois	0-1-1	0-0	0.0-0
Michigan St.			
at Iowa			

CAREER TACKLE STATS

YEAR	G/S	UT	AT	TT	TFL-YD	SCK-YD
2016		Redshirt				
2017	12/0	4	7	11	0-0	0.0-0
2018	10/0	8	8	16	1-7	0.0-0
TOTAL	22/0	12	15	27	1-7	0.0-0

CAREER MISCELLANEOUS STATS

YEAR	FF	FR	PBU	INT	QBH	BLK
2016		Redshirt				
2017	0	1	0	0	0	0
2018	0	0	0	0	0	0
TOTAL	0	1	0	0	0	0

CAREER HIGHS

Tackles	5 vs. Minnesota (2018)
TFLs	1 at Northwestern (2018)
Sacks	none
Breakups	none
Interceptions	none



32 BARRET PICKERING

6-0 | 195 | FR. | PK
BIRMINGHAM, ALA.

CAREER HONORS

- Nebraska Scholar-Athlete Honor Roll (Spring 2018)

2018 SEASON HIGHLIGHTS

- Early enrollee started at place-kicker as a true freshman in the season opener vs. Colorado and connected on all four extra-point tries
- Added his first two career field goals the next week against Troy
- Connected on a career-long 35-yard field goal at Michigan
- Added a 31-yard field goal at No. 16 Wisconsin
- Nailed a 34-yard field goal at Northwestern
- Set career highs with nine points and six extra points vs. Minnesota
- Matched that effort vs. Bethune-Cookman
- Hit an 18-yard field goal at No. 8 Ohio State
- Scored a career-high 10 points against Illinois
- Made a 27-yard field goal vs. the Illini for his career-high fifth consecutive made field goal

2018 GAME-BY-GAME

OPPONENT	XP-ATT	FG-ATT	LG	BK	PTS
Colorado	4-4	0-1	0	0	4
Troy	1-1	2-3	32	0	7
at Michigan	1-1	1-1	35	0	4
Purdue	4-4	0-1	0	0	4
at Wisconsin	3-3	1-1	31	0	6
at Northwestern	2-3	1-2	34	0	5
Minnesota	6-6	1-1	32	0	9
Bethune-Cookman	6-6	1-1	29	0	9
at Ohio St.	4-4	1-1	18	0	7
Illinois	7-7	1-1	27	0	10
Michigan St.					
at Iowa					

CAREER STATS

YEAR	G/S	PAT	FG	PCT.	PTS	LG
2018	10/10	38-39	9-13	.692	65	35

CAREER HIGHS

Field Goal Attempts	3 vs. Troy (2018)
Field Goals Made	2 vs. Troy (2018)
Long Field Goal	35 at Michigan (2018)
Points	10 vs. Illinois (2018)



35 CALEB LIGHTBOURN

6-3 | 250 | JR. | P
WASHOUGAL, WASH.

CAREER HONORS

- Ray Guy Award Preseason Watch List (2018)
- Big Ten Freshman of the Week (Oregon, 2016)
- Nebraska Scholar-Athlete Honor Roll (Fall 2016)
- 2-Time Brook Berringer Citizenship Team
- 2-Time Tom Osborne Citizenship Team

2018 SEASON HIGHLIGHTS

- Served as Nebraska's starting punter the first five games and averaged 41.6 yards per punt with two season-long 52-yard punts
- Has handled kickoff duties in nine of 10 games, recording 28 touchbacks in 52 kickoffs

2018 GAME-BY-GAME

OPPONENT	NO.	AVG	I20	LONG
Colorado	3	42.7	1	47
Troy	5	41.6	1	51
at Michigan	9	44.7	1	52
Purdue	5	40.2	0	52
at Wisconsin	2	29.5	0	36
at Northwestern	0	0.0	0	0
Minnesota	0	0.0	0	0
Bethune-Cookman	0	0.0	0	0
at Ohio St.	0	0.0	0	0
Illinois		-DNP-		
Michigan St.				
at Iowa				

CAREER STATS

YEAR	NO.	AVG	LG	TB	I20	50+	BLK
2016	65	39.7	58	5	21	10	0
2017	59	42.1	69	4	21	13	0
2018	24	41.6	52	1	3	3	0
TOTAL	148	41.0	69	10	45	26	0

KICKOFFS: 53 att., 28 touchbacks

CAREER HIGHS

Punts	10 at Iowa (2016)
Average	48.0 vs. Ohio St. (2017)
Inside 20	3 10 times
50-Yard Punts	4 vs. No. Illinois (2017)
Long Punt	69 vs. Wisconsin (2017)



37 WYATT MAZOUR

5-9 | 200 | JR. | RB

ALBION, NEB.

CAREER HONORS

- Academic All-Big Ten (2017)
- 4-Time Nebraska Scholar-Athlete Honor Roll
- 3-Time Brook Berringer Citizenship Team
- 3-Time Tom Osborne Citizenship Team

2018 SEASON HIGHLIGHTS

- Has appeared on special teams in every game
- Has also appeared in the backfield, rushing for 76 yards on 11 carries and adding one catch for 21 yards
- Has also returned three kickoffs for 48 yards
- Earned the first carries of his career at Michigan, rushing five times for 18 yards
- Scored NU's lone touchdown at Michigan on a three-yard run in the fourth quarter
- Also added his first career reception vs. the Wolverines, a 21-yard grab in the fourth quarter
- Returned his first career kickoff vs. Purdue, returning a pooch kick for 21 yards
- Had a 15-yard kickoff return at Northwestern
- Ran for a career-high 55 yards on just five carries vs. Bethune-Cookman, including a career-long 18-yard run

2018 GAME-BY-GAME

OPPONENT	ATT.	YDS	TD	LONG
Colorado	0	0	0	0
Troy	0	0	0	0
at Michigan	5	18	1	17
Purdue	0	0	0	0
at Wisconsin	0	0	0	0
at Northwestern	0	0	0	0
Minnesota	0	0	0	0
Bethune-Cookman	5	55	0	18
at Ohio St.	0	0	0	0
Illinois	1	3	0	3
Michigan St.				
at Iowa				

CAREER STATS

YEAR	G/S	ATT.	NET	Y/A	Y/G	TD
2015						
2016	1/0	0	0	0.0	0.0	0
2017	3/0	0	0	0.0	0.0	0
2018	10/0	11	76	6.9	7.6	1
TOTAL	14/0	11	76	6.9	5.4	1

RECEIVING: 1 rec., 21 yds, 0 TD

KICKOFF RETURNS: 3 ret., 48 yds, 0 TD

CAREER HIGHS

Attempts	5 twice
Yards	55 vs. Bethune-Cookman (2018)
Touchdowns	1 at Michigan (2018)
Long Rush	18 vs. Bethune-Cookman (2018)
Receptions	1 at Michigan (2018)
Receiving Yards	21 at Michigan (2018)
Long Reception	21 at Michigan (2018)



41 DEONTAI WILLIAMS

6-1 | 200 | SO. | DB

JACKSONVILLE, FLA.

CAREER HONORS

- Nebraska Scholar-Athlete Honor Roll (Spring 2018)

CAREER NOTES

- Came to Nebraska after spending the past two seasons at Jones County (Miss.) Junior College, where he had 30 tackles and two interceptions

PERSONAL NOTES

- Father, Roosevelt Williams, was a 3rd-round pick in the 2002 NFL Draft and played two seasons

2018 SEASON HIGHLIGHTS

- Tied for the team lead with two interceptions
- Broke up a pass in his debut against Colorado
- Added his first career tackle with a special teams stop against Troy
- Made a diving interception in the end zone at Michigan for his first career pick
- Also posted his first career tackle on defense against the Wolverines
- Made his first career start against Purdue and finished with three tackles
- Had a career-high five tackles at Wisconsin
- Was disruptive against BCU, recovering a fumble, intercepting one pass and breaking up another
- Forced a fumble and had four tackles the next week at No. 8 Ohio State
- Forced a fumble for the second straight week in the Huskers' win over Illinois

2018 GAME-BY-GAME

OPPONENT	UT-AT-TT	TFL-YD	PBU	INT
Colorado	0-0-0	0-0	1	0
Troy	0-1-1	0-0	0	0
at Michigan	2-0-2	0-0	0	1
Purdue	2-1-3	0-0	0	0
at Wisconsin	4-1-5	0-0	0	0
at Northwestern	1-0-1	0-0	0	0
Minnesota	0-1-1	0-0	0	0
Bethune-Cookman	0-2-2	0-0	1	1
at Ohio St.	3-1-4	0-0	0	0
Illinois	2-0-2	0-0	0	0
Michigan St.				
at Iowa				

CAREER TACKLE STATS


YEAR	G/S	UT	AT	TT	TFL-YD	SCK-YD
2018	10/1	14	7	21	0-0	0.0-0

CAREER MISCELLANEOUS STATS

YEAR	FF	FR	PBU	INT	QBH	BLK
2018	2	1	2	2	0	0

CAREER HIGHS

Tackles	5 at Wisconsin (2018)
TFLs	none
Sacks	none
Breakups	1 twice
Interceptions	1 twice



42 JERAMIAH STOVALL

5-11 | 195 | JR. | DB

OMAHA, NEB.

CAREER HONORS

- 2-Time Brook Berringer Citizenship Team
- 2-Time Tom Osborne Citizenship Team

2018 SEASON HIGHLIGHTS

- Has been a special teams standout the past seven games after not playing in the season's first three games
- Each of his career-high eight tackles have come on kickoff coverage
- Tied for the team lead with eight tackles on kickoff coverage
- Tied for the team lead with eight total special teams tackles
- Recovered the first fumble of his career against Illinois

2018 GAME-BY-GAME

OPPONENT	UT-AT-TT	TFL-YD	PBU	INT
Colorado		-DNP-		
Troy		-DNP-		
at Michigan		-DNP-		
Purdue	0-0-0	0-0	0	0
at Wisconsin	1-1-2	0-0	0	0
at Northwestern	1-0-1	0-0	0	0
Minnesota	1-1-2	0-0	0	0
Bethune-Cookman	0-0-0	0-0	0	0
at Ohio St.	1-0-1	0-0	0	0
Illinois	0-2-2	0-0	0	0
Michigan St.				
at Iowa				

CAREER TACKLE STATS


YEAR	G/S	UT	AT	TT	TFL-YD	SCK-YD
2016						
2017	12/0	0	4	4	0-0	0.0-0
2018	7/0	4	4	8	0-0	0.0-0
TOTAL	19/0	4	8	12	0-0	0.0-0

CAREER MISCELLANEOUS STATS

YEAR	FF	FR	PBU	INT	QBH	BLK
2016						
2017	0	0	0	0	0	0
2018	0	1	0	0	0	0
TOTAL	0	1	0	0	0	0

CAREER HIGHS

Tackles	2 three times
TFLs	none
Sacks	none
Interceptions	none



43 TYRIN FERGUSON

6-2 | 230 | JR. | OLB

NEW ORLEANS, LA.

CAREER HONORS

- 2-Time Brook Berringer Citizenship Team
- 2-Time Tom Osborne Citizenship Team

2018 SEASON HIGHLIGHTS

- Has set career highs in tackles (22), TFLs (5) and sacks (1.0)
- Is 3rd on the team in tackles for loss (5) despite battling injuries and not producing a single TFL in his first two seasons
- Tallied a career-high 10 tackles in his first career start vs. Colorado with his first career sack and first two career TFLs
- Surpassed his career tackle (8), TFL (0) and sack (0.0) totals against the Buffaloes
- Added two more TFLs at Michigan
- Missed the next two games with an injury
- Returned in a limited role at Northwestern
- Posted his first tackles since the injury with three stops against Minnesota
- Had a pair of tackles vs. Bethune-Cookman
- Missed the past two games due to injury

2018 GAME-BY-GAME

OPPONENT	UT-AT-TT	TFL-YD	SACK-YD
Colorado	5-5-10	2-7	1.0-4
Troy	2-2-4	1-2	0.0-0
at Michigan	3-0-3	2-11	0.0-0
Purdue	-DNP (injured)-		
at Wisconsin	-DNP (injured)-		
at Northwestern	0-0-0	0-0	0.0-0
Minnesota	2-1-3	0-0	0.0-0
Bethune-Cookman	1-1-2	0-0	0.0-0
at Ohio St.	-DNP (injured)-		
Illinois	-DNP (injured)-		
Michigan St.			
at Iowa			

CAREER TACKLE STATS

YEAR	G/S	UT	AT	TT	TFL-YD	SCK-YD
2015	10/0	3	2	5	0-0	0.0-0
2016						
2017	5/0	1	2	3	0-0	0.0-0
2018	6/3	13	9	22	5-20	1.0-4
TOTAL	21/3	17	13	30	5-20	1.0-4

CAREER MISCELLANEOUS STATS

YEAR	FF	FR	PBU	INT	QBH	BLK
2015	0	0	0	0	0	0
2016						
2017	0	0	0	1	0	0
2018	0	0	0	0	0	0
TOTAL	0	0	0	1	0	0

CAREER HIGHS

Tackles	10 vs. Colorado (2018)
TFLs	2 twice
Sacks	1.0 vs. Colorado (2018)
Interceptions	1 vs. Arkansas St. (2017)



44 MICK STOLTENBERG

6-5 | 315 | SR. | DL

GRETNA, NEB.

CAREER HONORS

- Team Captain (2018)
- William V. Campbell Trophy Semifinalist (2018)
- Academic All-District 7 (2017)
- 2-Time Academic All-Big Ten
- 7-Time Nebraska Scholar-Athlete Honor Roll
- Sam Foltz Hero 27 Leadership Award (2018)
- 2-Time Brook Berringer Citizenship Team
- 2-Time Tom Osborne Citizenship Team

CAREER NOTES

- Is playing the 2018 season as a graduate

2018 SEASON HIGHLIGHTS

- Semifinalist for the Campbell Trophy, presented to the nation's best football scholar-athlete
- Had three total tackles over the first three games before suffering an injury at Michigan
- Missed the next four games, snapping his streak of 23 consecutive starts
- Made his biggest impact post-injury with two TFLs, a sack and an interception vs. Illinois

2018 GAME-BY-GAME

OPPONENT	UT-AT-TT	TFL-YD	SACK-YD
Colorado	0-1-1	0-0	0.0-0
Troy	0-0-0	0-0	0.0-0
at Michigan	0-2-2	0-0	0.0-0
Purdue	-DNP (injured)-		
at Wisconsin	-DNP (injured)-		
at Northwestern	-DNP (injured)-		
Minnesota	-DNP (injured)-		
Bethune-Cookman	0-1-1	0-0	0.0-0
at Ohio St.	0-1-1	0-0	0.0-0
Illinois	1-1-2	2-7	1.0-6
Michigan St.			
at Iowa			

CAREER TACKLE STATS

YEAR	G/S	UT	AT	TT	TFL-YD	SCK-YD
2014						
2015	9/0	2	0	2	1-6	1.0-6
2016	12/9	9	16	25	3-6	1.5-5
2017	12/12	12	21	33	4-5	0.0-0
2018	6/3	1	6	7	2-7	1.0-6
TOTAL	39/25	24	43	67	10-24	3.5-17

CAREER MISCELLANEOUS STATS

YEAR	FF	FR	PBU	INT	QBH	BLK
2014						
2015	0	1	0	0	0	0
2016	0	0	0	0	1	0
2017	0	0	1	0	1	0
2018	0	0	0	1	0	0
TOTAL	0	1	1	1	2	0

CAREER HIGHS

Tackles	7 vs. Northwestern (2017)
TFLs	2 three times
Sacks	1.0 three times
Breakups	1 vs. Northwestern (2017)
Interceptions	1 vs. Illinois (2018)



57 JACOB WEINMASTER

6-0 | 225 | JR. | ILB

LOVELAND, COLO.

CAREER HONORS

- Scout Team Special Teams MVP (2015)
- Academic All-Big Ten (2017)
- 6-Time Nebraska Scholar-Athlete Honor Roll
- 3-Time Brook Berringer Citizenship Team
- 3-Time Tom Osborne Citizenship Team

CAREER NOTES

- Originally a walk-on, was placed on scholarship by Scott Frost in August of 2018

2018 SEASON HIGHLIGHTS

- Tied for the team lead with eight tackles on kickoff coverage and eight total special teams tackles
- Has set a career high with 13 tackles
- Made a special teams tackle in each of the season's first three games
- Added the first two tackles of his career on defense at No. 16 Wisconsin
- Totaled a career-high three tackles - all from his linebacker spot - against Bethune-Cookman
- Has two tackles on kickoff coverage each of the past two weeks

2018 GAME-BY-GAME

OPPONENT	UT-AT-TT	TFL-YD	SACK-YD
Colorado	1-0-1	0-0	0.0-0
Troy	0-1-1	0-0	0.0-0
at Michigan	0-1-1	0-0	0.0-0
Purdue	0-0-0	0-0	0.0-0
at Wisconsin	0-2-2	0-0	0.0-0
at Northwestern	0-0-0	0-0	0.0-0
Minnesota	0-1-1	0-0	0.0-0
Bethune-Cookman	0-3-3	0-0	0.0-0
at Ohio St.	2-0-2	0-0	0.0-0
Illinois	0-2-2	0-0	0.0-0
Michigan St.			
at Iowa			

CAREER TACKLE STATS

YEAR	G/S	UT	AT	TT	TFL-YD	SCK-YD
2015						
2016	0/0	0	0	0	0-0	0.0-0
2017	12/0	2	0	2	0-0	0.0-0
2018	10/0	3	10	13	0-0	0.0-0
TOTAL	22/0	5	10	15	0-0	0.0-0

CAREER MISCELLANEOUS STATS

YEAR	FF	FR	PBU	INT	QBH	BLK
2015						
2016	0	0	0	0	0	0
2017	0	0	0	0	0	0
2018	0	0	0	0	0	0
TOTAL	0	0	0	0	0	0

CAREER HIGHS

Tackles	3 vs. Bethune-Cookman (2018)
TFLs	none
Sacks	none
Interceptions	none



56 BOE WILSON

6-3 | 305 | SO. | OL

LEE'S SUMMIT, MO.

CAREER HONORS

- Academic All-Big Ten (2017)
- 2-Time Nebraska Scholar-Athlete Honor Roll

2018 SEASON HIGHLIGHTS

- Has played in all 10 games this season with seven straight starts at right guard
- NU has averaged 537.9 yards of total offense in his seven starts
- Has helped NU total 450 yards of offense in seven straight games, a school record
- Has helped NU rank as the nation's 2nd-most improved rushing team from 2017 to 2018
- Has helped pave the way for four Huskers to post nine total 100-yard rushing games
- Earned his first career start against Purdue, when Nebraska totaled 582 yards
- Helped NU total 659 yards of offense vs. Minnesota, the Huskers' most yards since 2014
- NU had another 600-yard offense game vs. Illinois (606 yards)

CAREER STATS

- **Games:** 22 (12 in 2017; 10 in 2018)
- **Starts:** 7 (7 in 2018)



62 COLE CONRAD

6-5 | 320 | SR. | OL

FREMONT, NEB.

CAREER HONORS

- Academic All-Big Ten (2016)
- 3-Time Nebraska Scholar-Athlete Honor Roll

CAREER NOTES

- Originally a walk-on, was placed on scholarship in January of 2017

2018 SEASON HIGHLIGHTS

- Started the first four games at center
- Has helped Nebraska post the No. 2 most improved rushing attack in the country, averaging 113.1 more rushing yards this season than in 2017
- Helped NU rush for 329 yards vs. Colorado, the Huskers' highest total since 2014 at the time
- Helped the Huskers total 582 yards vs. Purdue
- Helped NU total 606 yards vs. Illinois

CAREER STATS

- **Games:** 32 (13 in 2016; 12 in 2017; 7 in 2018)
- **Starts:** 16 (5 in 2016; 7 in 2017; 4 in 2018)



63 TANNER FARMER

6-4 | 325 | SR. | OL

HIGHLAND, ILL.

CAREER HONORS

- Nebraska Scholar-Athlete Honor Roll (Fall 2016)
- Sam Foltz Hero 27 Leadership Award (2017)
- 3-Time Brook Berringer Citizenship Team
- 3-Time Tom Osborne Citizenship Team

CAREER NOTES

- Is playing the 2018 season as a graduate

2018 SEASON HIGHLIGHTS

- Started the first three games at right guard and has started the last six games at center
- NU has averaged 530.5 yards of offense in his six starts at center
- Has helped NU total 450 yards of offense in seven straight games, a school record
- Has helped NU rank as the nation's 2nd-most improved rushing team from 2017 to 2018
- Helped NU total 659 yards of offense vs. Minnesota, the Huskers' most yards since 2014

CAREER STATS

- **Games:** 29 (11 in 2016; 8 in 2017; 10 in 2018)
- **Starts:** 28 (11 in 2016; 8 in 2017; 9 in 2018)



67 JERALD FOSTER

6-3 | 335 | SR. | OL

LINCOLN, NEB.

CAREER HONORS

- Team Captain (2017 & 2018)
- Senior CLASS Award Candidate (2018)
- Honorable-Mention All-Big Ten (2017)
- 2-Time Academic All-Big Ten
- Arthur Ashe Jr. Sports Scholar Award (2018)
- 8-Time Nebraska Scholar-Athlete Honor Roll
- Sam Foltz Hero 27 Leadership Award (2017)
- 3-Time Brook Berringer Citizenship Team
- 3-Time Tom Osborne Citizenship Team

CAREER NOTES

- Has started 22 consecutive games at left guard
- Is just the 11th two-time captain in NU history
- Is playing the 2018 season as a graduate

PERSONAL NOTES

- His brother, Tre, was a four-year letterwinner at tight end for Nebraska from 2013-16

2018 SEASON HIGHLIGHTS

- 1 of 30 national candidates for the 2018 Senior CLASS Award
- Has helped NU total 450 yards of offense in seven straight games, a school record
- Helped NU total 659 yards of offense vs. Minnesota, the Huskers' most yards since 2014

CAREER STATS

- **Games:** 39 (13, 2015; 4, 2016; 12, 2017; 10, 2018)
- **Starts:** 26 (4 in 2016; 12 in 2017; 10 in 2018)



71 MATT FARNIOK

6-6 | 330 | SO. | OL

SIOUX FALLS, S.D.

CAREER HONORS

- Academic All-Big Ten (2017)
- 4-Time Nebraska Scholar-Athlete Honor Roll
- Brook Berringer Citizenship Team (2018)
- Tom Osborne Citizenship Team (2018)

PERSONAL NOTES

- His brother, Will, is a true freshman offensive lineman for the Huskers

2018 SEASON HIGHLIGHTS

- Has started all 10 games at right tackle
- Has helped NU total 450 yards of offense in seven straight games, a school record
- Has helped NU rank as the nation's 2nd-most improved rushing team from 2017 to 2018
- Has helped NU post its three highest rushing totals since 2014
- Helped NU total 659 yards of offense vs. Minnesota, the Huskers' most yards since 2014

CAREER STATS

- **Games:** 17 (7 in 2017; 10 in 2018)
- **Starts:** 14 (4 in 2017; 10 in 2018)



76 BRENDEN JAIMES

6-6 | 300 | SO. | OL

AUSTIN, TEXAS

CAREER HONORS

- Honorable-Mention BTN All-Freshman Team (2017)

NEBRASKA RECORDS

- Starts by a True Freshman Offensive Lineman (9 in 2017)

CAREER NOTES


- Has started 19 consecutive games
- Became the 11th Husker offensive lineman to play as a true freshman in 2017
- Became the 5th Husker offensive lineman to start a game as a true freshman in 2017
- Started nine games in 2017, nearly matching the total of the four previous Husker true freshmen offensive line starters combined (11 starts)

2018 SEASON HIGHLIGHTS

- Has made 10 straight starts at left tackle
- Has helped NU total 450 yards of offense in seven straight games, a school record
- Protected Adrian Martinez for the top eight passing games by a Husker true freshman
- Has helped Martinez tie the NU career record with three games with 400 yards of total offense
- Has helped Martinez tie the NU season record with six games with 300 yards of total offense

CAREER STATS

- **Games:** 19 (9 in 2017; 10 in 2018)
- **Starts:** 19 (9 in 2017; 10 in 2018)



81 KADE WARNER

6-1 | 210 | RFR. | WR

SCOTTSDALE, ARIZ.

CAREER HONORS

- 2-Time Nebraska Scholar-Athlete Honor Roll

CAREER NOTES

- Walk-on is the son on of Kurt Warner, a 2017 Pro Football Hall of Fame inductee and the 1999 NFL MVP

2018 SEASON HIGHLIGHTS

- Has started six of the last seven games, recording at least one catch in five of those six starts
- Made his Husker debut by earning a start against Purdue
- Recorded his first career catch against the Boilermakers, hauling in two passes for 16 yards, including a career-long 10-yard reception
- Started again the next week at No. 16 Wisconsin and had a six-yard reception
- Earned his third straight start and caught two passes for 11 yards at Northwestern
- Had a three-yard catch against Minnesota, his fourth straight game with a reception
- Set career highs with four catches and 20 receiving yards against Illinois

2018 GAME-BY-GAME

OPPONENT	REC.	YDS	TD	LONG
Colorado	-DNP-			
Troy	-DNP-			
at Michigan	-DNP-			
Purdue	2	16	0	10
at Wisconsin	1	6	0	6
at Northwestern	2	11	0	6
Minnesota	1	3	0	3
Bethune-Cookman	0	0	0	0
at Ohio St.	0	0	0	0
Illinois	4	20	0	8
Michigan St.				
at Iowa				

CAREER RECEIVING STATS

YEAR	G/S	REC.	YDS	Y/R	Y/G	TD
2017						
2018	7/6	10	56	5.6	8.0	0
TOTAL	7/6	10	56	5.6	8.0	0

CAREER HIGHS

Receptions	4 vs. Illinois (2018)
Receiving Yards	20 vs. Illinois (2018)
Receiving Touchdowns	none
Long Reception	10 vs. Purdue (2018)



82 KURT RAFDAL

6-7 | 250 | RFR. | TE

CARMEL, IND.

CAREER HONORS

- Brook Berringer Citizenship Team (2018)
- Tom Osborne Citizenship Team (2018)

2018 SEASON HIGHLIGHTS

- Has posted his first four career receptions
- Made his debut against Colorado and hauled in a 14-yard pass in the second quarter
- Added a 26-yard reception vs. Troy
- Had his first catch in a Big Ten game vs. Purdue
- Posted the second-longest reception of his career at No. 16 Wisconsin (18 yards)

2018 GAME-BY-GAME

OPPONENT	REC.	YDS	TD	LONG
Colorado	1	14	0	14
Troy	1	26	0	26
at Michigan	0	0	0	0
Purdue	1	9	0	9
at Wisconsin	1	18	0	18
at Northwestern	0	0	0	0
Minnesota	0	0	0	0
Bethune-Cookman	0	0	0	0
at Ohio St.	0	0	0	0
Illinois	0	0	0	0
Michigan St.				
at Iowa				

CAREER RECEIVING STATS

YEAR	G/S	REC.	YDS	Y/R	Y/G	TD
2017						
2018	10/0	4	67	16.8	6.7	0
TOTAL	10/0	4	67	16.8	6.7	0

CAREER HIGHS

Receptions	1 four times
Receiving Yards	26 vs. Troy (2018)
Receiving Touchdowns	none
Long Reception	26 vs. Troy (2018)



83 BRYAN REIMERS

6-5 | 220 | SR. | WR

LINCOLN, NEB.

CAREER HONORS

- 5-Time Nebraska Scholar-Athlete Honor Roll
- 2-Time Brook Berringer Citizenship Team
- 2-Time Tom Osborne Citizenship Team

CAREER NOTES

- Originally a walk-on, was placed on scholarship in January of 2017

2018 SEASON HIGHLIGHTS

- Earned his fourth career start against Troy
- Made his first reception of the season with a five-yard grab at No. 16 Wisconsin
- Added a seven-yard catch the next week at Northwestern to mark the first time in his career he had a reception in back-to-back games
- Posted a season-long nine-yard reception against Bethune-Cookman
- Made his third reception in Big Ten play with a six-yard catch at No. 8 Ohio State
- Had a season-long 20-yard reception against Illinois, the second-longest catch of his career

2018 GAME-BY-GAME

OPPONENT	REC.	YDS	TD	LONG
Colorado	0	0	0	0
Troy	0	0	0	0
at Michigan	-DNP-			
Purdue	-DNP-			
at Wisconsin	1	5	0	5
at Northwestern	1	7	0	7
Minnesota	0	0	0	0
Bethune-Cookman	1	9	0	9
at Ohio St.	1	6	0	6
Illinois	1	20	0	20
Michigan St.				
at Iowa				

CAREER RECEIVING STATS

YEAR	G/S	REC.	YDS	Y/R	Y/G	TD
2014						
2015	0/0	0	0	0.0	0.0	0
2016	12/1	5	75	15.0	6.3	1
2017	10/2	2	25	12.5	2.5	1
2018	8/1	5	47	9.4	5.9	0
TOTAL	30/4	12	147	12.2	4.9	2

CAREER HIGHS

Receptions	2 vs. Tennessee (2016)
Receiving Yards	26 vs. Tennessee (2016)
Receiving Touchdowns	1 twice
Long Reception	24 vs. Tennessee (2016)



84 JORDAN OBER

6-1 | 225 | SR. | LS

LAS VEGAS, NEV.

CAREER HONORS

- Rubio Long Snapping 3rd-Team All-American (2017)
- Nebraska Scholar-Athlete Honor Roll (Fall 2016)

2018 SEASON HIGHLIGHTS

- Has been the snapper for NU's field goal and PAT units every game of his career
- Also served as Nebraska's punt team snapper for the first 40 games of his career, including the first two games this season

CAREER STATS

- **Games:** 48 (13, 2015; 13, 2016; 12, 2017; 10, 2018)
- **Tackles:** 1 (vs. Iowa in 2017)



92 CHASE URBACH

6-3 | 210 | JR. | LS

GROSSE POINTE, MICH.

CAREER HONORS

- 2-Time Nebraska Scholar-Athlete Honor Roll
- 3-Time Brook Berringer Citizenship Team
- 3-Time Tom Osborne Citizenship Team

2018 SEASON HIGHLIGHTS

- Has been the snapper on Nebraska's punt team the past seven games
- Made his career debut in his home state as NU's punt snapper at Michigan
- Recorded his first two career tackles vs. the Wolverines
- Made another tackle on punt coverage and recovered a fumble against Illinois

CAREER STATS

- **Games:** 8 (8 in 2018)
- **Tackles:** 3 (2 at Michigan; 1 vs. Illinois)
- **Fumble Recovery:** 1 vs. Illinois (2018)



86 JACK STOLL

6-4 | 260 | SO. | TE

LONE TREE, COLO.

CAREER HONORS

- Mackey Award Watch List (2018)
- Academic All-Big Ten (2017)
- 3-Time Nebraska Scholar-Athlete Honor Roll
- 2-Time Brook Berringer Citizenship Team
- 2-Time Tom Osborne Citizenship Team

2018 SEASON HIGHLIGHTS

- Has posted career highs with 15 receptions, 182 receiving yards and two touchdowns
- Leads all Husker tight ends in receptions, receiving yards and touchdowns
- Caught a pass in each of the first two games, extending his streak to six consecutive games with a reception before it was snapped at Michigan
- Set career highs with four receptions and 51 receiving yards vs. Purdue, including a career-long 33-yard reception
- Hauled in his first touchdown grab of the season and third of his career with a 12-yard TD at No. 16 Wisconsin
- Had three catches for 40 yards at Northwestern
- Had a career-long 37-yard reception vs. Bethune-Cookman
- Made three catches for 17 yards at Ohio State
- Caught a 12-yard touchdown pass vs. Illinois

2018 GAME-BY-GAME

OPPONENT	REC.	YDS	TD	LONG
Colorado	1	4	0	4
Troy	1	9	0	9
at Michigan	0	0	0	0
Purdue	4	51	0	33
at Wisconsin	1	12	1	12
at Northwestern	3	40	0	19
Minnesota	0	0	0	0
Bethune-Cookman	1	37	0	37
at Ohio St.	3	17	0	7
Illinois	1	12	1	12
Michigan St.				
at Iowa				

CAREER RECEIVING STATS

YEAR	G/S	REC.	YDS	Y/R	Y/G	TD
2016						Redshirt
2017	12/1	8	89	11.1	7.4	2
2018	10/10	15	182	12.1	18.2	2
TOTAL	22/11	23	271	11.8	12.3	4

KICKOFF RETURNS: 2 ret., 16 yds, 0 TD

CAREER HIGHS

Receptions	4 vs. Purdue (2018)
Receiving Yards	51 vs. Purdue (2018)
Receiving Touchdowns	1 four times
Long Reception	37 vs. Bethune-Cookman (2018)



88 JARON WOODYARD

5-9 | 190 | JR. | WR

GAITHERSBURG, MD.

CAREER NOTES

- Came to Nebraska from Arizona Western Community College
- Caught 47 passes for 783 yards and 11 touchdowns at Arizona Western

2018 SEASON HIGHLIGHTS

- Made his Husker debut at No. 19 Michigan
- Caught the first pass of his career with a 10-yard reception vs. Purdue
- Also had two kickoff returns for 34 yards against the Boilermakers
- Had a 13-yard kickoff return at No. 8 Ohio State

2018 GAME-BY-GAME

OPPONENT	REC.	YDS	TD	LONG
Colorado		-DNP-		
Troy		-DNP-		
at Michigan	0	0	0	0
Purdue	1	10	0	10
at Wisconsin	0	0	0	0
at Northwestern	0	0	0	0
Minnesota	0	0	0	0
Bethune-Cookman	0	0	0	0
at Ohio St.	0	0	0	0
Illinois	0	0	0	0
Michigan St.				
at Iowa				

CAREER RECEIVING STATS

YEAR	G/S	REC.	YDS	Y/R	Y/G	TD
2018	8/0	1	10	10.0	1.3	0

KICKOFF RETURNS: 4 ret., 50 yds, 0 TD

CAREER HIGHS

Receptions	1 vs. Purdue (2018)
Receiving Yards	10 vs. Purdue (2018)
Receiving Touchdowns	none
Long Reception	10 vs. Purdue (2018)
Long Kickoff Return	19 vs. Purdue (2018)



91 FREEDOM AKINMOLADUN

6-4 | 295 | SR. | DL

GRANDVIEW, MO.

CAREER HONORS

- Allstate AFCA Good Works Team (2018)
- 2-Time Academic All-Big Ten
- BTN All-Freshman Team (2015)
- 2-Time Nebraska Scholar-Athlete Honor Roll
- 2-Time Nebraska HERO Leadership Award
- 3-Time Brook Berringer Citizenship Team
- 3-Time Tom Osborne Citizenship Team

CAREER NOTES

- 39 career starts rank 2nd among active Big Ten defensive linemen (Iowa's Parker Hesse, 44)
- Has started 35 consecutive games
- Is playing the 2018 season as a graduate

PERSONAL NOTES

- His cousin, Oladapo, was a Big Ten champion and All-America hurdler on the Nebraska track and field team from 2013-16

2018 SEASON HIGHLIGHTS

- Was one of only 11 FBS players named to the 2018 Allstate AFCA Good Works Team and was the first Husker to earn the honor since 2013
- Had two TFLs and 1.5 sacks in the season opener vs. Colorado, matching his entire 2017 TFL total and exceeding his 2017 sack total (1.0)
- Added another sack against Troy, giving him sacks in back-to-back games for the first time since the third and fourth games of his career against Miami and Southern Miss in 2015
- Led the defensive line with a season-high five tackles while making his 30th consecutive start at No. 16 Wisconsin
- Added two tackles the next week at Northwestern
- Had four tackles vs. Minnesota
- Made one tackle vs. Bethune-Cookman and had two stops at No. 8 Ohio State
- Had two tackles and a hurry against Illinois

2018 GAME-BY-GAME

OPPONENT	UT-AT-TT	TFL-YD	SACK-YD
Colorado	2-2-4	2-3	1.5-3
Troy	1-1-2	1-7	1.0-7
at Michigan	0-1-1	0-0	0.0-0
Purdue	0-1-1	0-0	0.0-0
at Wisconsin	0-5-5	0-0	0.0-0
at Northwestern	1-1-2	0-0	0.0-0
Minnesota	1-3-4	0-0	0.0-0
Bethune-Cookman	1-0-1	0-0	0.0-0
at Ohio St.	1-1-2	0-0	0.0-0
Illinois	1-1-2	0-0	0.0-0
Michigan St.			
at Iowa			

CAREER TACKLE STATS

YEAR	G/S	UT	AT	TT	TFL-YD	SCK-YD
2014						
						Redshirt
2015	11/4	11	10	21	7-45	4.5-36
2016	13/13	15	17	32	5-30	4.0-28
2017	12/12	15	9	24	2-7	1.0-3
2018	10/10	8	16	24	3-10	2.5-10
TOTAL	46/39	49	52	101	17-92	12.0-77

CAREER MISCELLANEOUS STATS

YEAR	FF	FR	PBU	INT	QBH	BLK
2014						
						Redshirt
2015	0	0	0	0	4	0
2016	1	0	0	0	10	0
2017	0	0	2	0	2	0
2018	0	0	0	0	4	0
TOTAL	1	0	2	0	20	0

CAREER HIGHS

Tackles	6 at Miami (2015)
TFLs	2 four times
Sacks	2.0 twice
Breakups	1 twice



93 DAMION DANIELS

6-3 | 340 | RFR. | DL

DALLAS, TEXAS

CAREER HONORS

- Nebraska Scholar-Athlete Honor Roll (Fall 2017)
- Brook Berringer Citizenship Team (2018)
- Tom Osborne Citizenship Team (2018)

2018 SEASON HIGHLIGHTS

- Has appeared in all 10 games on the defensive line and posted the first 11 tackles of his career
- Recorded a tackle in each of his first two career games after redshirting last season
- Had a solo tackle vs. Minnesota for his first career Big Ten tackle
- Saw extensive playing time vs. Bethune-Cookman and posted a career-high four tackles - matching his career total entering the game
- Added his first career TFL against the Wildcats
- Totaled three tackles at No. 8 Ohio State, a career high for a Big Ten Conference game

2018 GAME-BY-GAME

OPPONENT	UT-AT-TT	TFL-YD	SACK-YD
Colorado	0-1-1	0-0	0.0-0
Troy	1-1-2	0-0	0.0-0
at Michigan	0-0-0	0-0	0.0-0
Purdue	0-0-0	0-0	0.0-0
at Wisconsin	0-0-0	0-0	0.0-0
at Northwestern	0-0-0	0-0	0.0-0
Minnesota	1-0-1	0-0	0.0-0
Bethune-Cookman	1-3-4	1-1	0.0-0
at Ohio St.	0-3-3	0-0	0.0-0
Illinois	0-0-0	0-0	0.0-0
Michigan St.			
at Iowa			

CAREER TACKLE STATS

YEAR	G/S	UT	AT	TT	TFL-YD	SCK-YD
2017						
						Redshirt
2018	10/0	3	8	11	1-1	0.0-0
TOTAL	10/0	3	8	11	1-1	0.0-0

CAREER MISCELLANEOUS STATS

YEAR	FF	FR	PBU	INT	QBH	BLK
2017						
						Redshirt
2018	0	0	0	0	0	0
TOTAL	0	0	0	0	0	0

CAREER HIGHS

Tackles	4 vs. Bethune-Cookman (2018)
TFLs	1 vs. Bethune-Cookman (2018)
Sacks	none
Breakups	none



94 KHALIL DAVIS

6-2 | 310 | JR. | DL
BLUE SPRINGS, MO.

CAREER HONORS

- Nebraska Scholar-Athlete Honor Roll (Spring 2018)
- 3-Time Brook Berringer Citizenship Team
- 3-Time Tom Osborne Citizenship Team

PERSONAL NOTES

- Twin brother Carlos - born five minutes before Khalil - is also a Husker defensive lineman

2018 SEASON HIGHLIGHTS

- Leads all NU defensive linemen with 35 tackles, exceeding his career total entering the year
- Also has career highs in TFLs (4) and sacks (3.0)
- Enjoyed a career game vs. Colorado, recording six tackles, doubling his previous career high
- Also set a career high and matched his career total with 2.0 sacks against Colorado and matched his career high with a pair of TFLs
- Had three tackles at Michigan and forced a fumble
- Totaled a career-high seven tackles vs. Purdue
- Had a career-high five solo stops at Northwestern
- Had three tackles and a TFL vs. Bethune-Cookman
- Posted 1.0 sack and two TFLs vs. Illinois

2018 GAME-BY-GAME

OPPONENT	UT-AT-TT	TFL-YD	SACK-YD
Colorado	4-2-6	2-16	2.0-16
Troy	1-1-2	0-0	0.0-0
at Michigan	2-1-3	0-0	0.0-0
Purdue	3-4-7	1-7	0.0-0
at Wisconsin	2-2-4	0-0	0.0-0
at Northwestern	5-0-5	0-0	0.0-0
Minnesota	0-1-1	0-0	0.0-0
Bethune-Cookman	0-3-3	1-1	0.0-0
at Ohio St.	1-0-1	0-0	0.0-0
Illinois	2-1-3	2-5	1.0-3
Michigan St.			
at Iowa			

CAREER TACKLE STATS

YEAR	G/S	UT	AT	TT	TFL-YD	SCK-YD
2015		Redshirt				
2016	12/0	4	1	5	2-4	0.0-0
2017	12/0	6	9	15	4-17	2.0-11
2018	10/0	20	15	35	6-29	3.0-19
TOTAL	34/0	30	25	55	12-50	5.0-30

CAREER MISCELLANEOUS STATS

YEAR	FF	FR	PBU	INT	QBH	BLK
2015		Redshirt				
2016	0	0	0	0	0	0
2017	1	0	1	0	2	0
2018	1	1	0	0	2	0
TOTAL	2	1	1	0	4	0

CAREER HIGHS

Tackles	7 vs. Purdue (2018)
TFLs	2 four times
Sacks	2.0 vs. Colorado (2018)
Breakups	1 vs. No. Illinois (2017)



95 BEN STILLE

6-5 | 290 | SO. | DL
ASHLAND, NEB.

CAREER HONORS

- BTN All-Freshman Team (2017)
- Big Ten Freshman of the Week (Illinois, 2017)
- Academic All-Big Ten (2017)
- 2-Time Nebraska Scholar-Athlete Honor Roll
- 2-Time Brook Berringer Citizenship Team
- 2-Time Tom Osborne Citizenship Team

CAREER NOTES

- 1st Husker freshman to lead NU in TFLs (10 in 2017) since the stat began being tracked in 1968
- 1st Husker freshman to lead NU in sacks (3.5 in 2017) since the stat became official in 1981

2018 SEASON HIGHLIGHTS

- 2nd on the team with a career-high 5.0 sacks
- Had a nine-yard sack and three tackles in the season opener against Colorado
- Tied his career high with four tackles vs. Purdue and added his second sack of the season
- Registered a three-yard sack at Northwestern
- Had another sack the next week vs. Minnesota
- Had a 9-yard sack vs. Bethune-Cookman his career-best third straight game with a sack
- Career-high three quarterback hurries vs. Illinois

2018 GAME-BY-GAME

OPPONENT	UT-AT-TT	TFL-YD	SACK-YD
Colorado	1-2-3	1-9	1.0-9
Troy	1-0-1	0-0	0.0-0
at Michigan	0-0-0	0-0	0.0-0
Purdue	2-2-4	1-2	1.0-2
at Wisconsin	0-2-2	0-0	0.0-0
at Northwestern	1-1-2	1-3	1.0-3
Minnesota	1-1-2	1-5	1.0-5
Bethune-Cookman	2-1-3	1-9	1.0-9
at Ohio St.	0-1-1	0-0	0.0-0
Illinois	1-1-2	0-0	0.0-0
Michigan St.			
at Iowa			

CAREER TACKLE STATS

YEAR	G/S	UT	AT	TT	TFL-YD	SCK-YD
2016		Redshirt				
2017	9/1	12	12	24	10-38	3.5-27
2018	10/10	9	11	20	5-28	5.0-28
TOTAL	19/11	21	23	44	15-66	8.5-55

CAREER MISCELLANEOUS STATS

YEAR	FF	FR	PBU	INT	QBH	BLK
2016		Redshirt				
2017	1	0	1	0	1	0
2018	0	0	2	0	6	0
TOTAL	1	0	3	0	7	0

CAREER HIGHS

Tackles	4 four times
TFLs	3 at Illinois (2017)
Sacks	1.0 eight times
Breakups	2 vs. Bethune-Cookman (2018)



96 CARLOS DAVIS

6-2 | 325 | JR. | DL
BLUE SPRINGS, MO.

CAREER HONORS

- Honorable-Mention BTN All-Freshman Team (2016)
- Nebraska Most Improved Player (2016)
- 2-Time Nebraska Scholar-Athlete Honor Roll
- 3-Time Brook Berringer Citizenship Team
- 3-Time Tom Osborne Citizenship Team

CAREER NOTES

- Earned honorable-mention All-America honors with a 23rd-place finish in the discus at the 2018 NCAA Outdoor Championships

PERSONAL NOTES

- Twin brother Khalil - born five minutes after Carlos - is also a Husker defensive lineman

2018 SEASON HIGHLIGHTS

- Has started seven straight games at nose guard
- Leads the NU defensive line with four breakups
- Had one of NU's 12 TFLs vs. Colorado
- Notched his first sack of the season vs. Troy
- Earned his 1st career start at nose guard vs. Purdue and recorded his third TFL
- Had a season-high four tackles at No. 16 Wisconsin

2018 GAME-BY-GAME

OPPONENT	UT-AT-TT	TFL-YD	SACK-YD
Colorado	0-1-1	1-2	0.0-0
Troy	2-0-2	1-8	1.0-8
at Michigan	1-1-2	0-0	0.0-0
Purdue	1-2-3	1-3	0.0-0
at Wisconsin	2-2-4	0-0	0.0-0
at Northwestern	0-0-0	0-0	0.0-0
Minnesota	0-1-1	0-0	0.0-0
Bethune-Cookman	1-0-1	0-0	0.0-0
at Ohio St.	0-1-1	0-0	0.0-0
Illinois	2-1-3	0-0	0.0-0
Michigan St.			
at Iowa			

CAREER TACKLE STATS

YEAR	G/S	UT	AT	TT	TFL-YD	SCK-YD
2015		Redshirt				
2016	13/4	11	13	24	5-25	2.0-24
2017	12/12	17	25	42	4-19	2.5-18
2018	10/7	9	9	18	3-13	1.0-8
TOTAL	35/23	37	47	84	12-57	5.5-50

CAREER MISCELLANEOUS STATS

YEAR	FF	FR	PBU	INT	QBH	BLK
2015		Redshirt				
2016	0	0	0	0	3	0
2017	0	0	0	0	6	0
2018	0	1	4	0	1	0
TOTAL	0	1	4	0	10	0

CAREER HIGHS

Tackles	6 twice
TFLs	2 at Illinois (2017)
Sacks	1.0 five times
Breakups	2 vs. Purdue (2018)



97 DEONTRE THOMAS

6-3 | 290 | SO. | DL

MUSTANG, OKLA.

CAREER HONORS

- Nebraska Scholar-Athlete Honor Roll (Spring 2018)

2018 SEASON HIGHLIGHTS

- Has recorded a tackle in each of his last three games played
- Had a season-high two tackles vs. Purdue and recorded the first tackle for loss of his career
- Has missed the last six games due to injury and is a candidate to redshirt in 2018

2018 GAME-BY-GAME

OPPONENT	UT-AT-TT	TFL-YD	SACK-YD
Colorado	0-0-0	0-0	0.0-0
Troy	1-0-1	0-0	0.0-0
at Michigan	1-0-1	0-0	0.0-0
Purdue	2-0-2	1-1	0.0-0
at Wisconsin	-DNP (injured)-		
at Northwestern	-DNP (injured)-		
Minnesota	-DNP (injured)-		
Bethune-Cookman	-DNP (injured)-		
at Ohio St.	-DNP (injured)-		
Illinois	-DNP (injured)-		
Michigan St.			
at Iowa			

CAREER TACKLE STATS

YEAR	G/S	UT	AT	TT	TFL-YD	SCK-YD
2017	10/0	4	10	14	0-0	0.0-0
2018	4/0	4	0	4	1-1	0.0-0
TOTAL	14/0	8	10	18	1-1	0.0-0

CAREER MISCELLANEOUS STATS

YEAR	FF	FR	PBU	INT	QBH	BLK
2017	0	0	0	0	0	0
2018	0	0	0	0	0	0
TOTAL	0	0	0	0	0	0

CAREER HIGHS

Tackles	3 three times
TFLs	1 vs. Purdue (2018)
Sacks	none
Breakups	none



98 ISAAC ARMSTRONG

5-11 | 205 | JR. | P/H

KEARNEY, NEB.

CAREER HONORS

- Brook Berringer Citizenship Team (2017)
- Tom Osborne Citizenship Team (2017)

2018 BIG TEN RANKINGS (TOP 5)

- Punting Average: 2nd (44.8)

2018 SEASON HIGHLIGHTS

- Has been the starting holder in all 10 games
- Has also started five games at punter and only five of his 24 punts have been returned, including two fumbled returns
- Saw his first career action at punter at Wisconsin, punting twice for a 53.5-yard average, including a 59-yarder
- Earned his first career start at punter at Northwestern and put two of his five punts inside the Wildcats' 10-yard line
- Made his second start at punter against Minnesota and averaged 41.7 yards per punt
- Had a pair of 50-yard punts while averaging 57.3 yards per punt vs. Bethune-Cookman, just shy of the NU record (57.6)
- Unleashed a career-long 73-yard punt vs. the Wildcats, the seventh-longest punt in school history and the longest since 2009
- Had a 54-yard punt at No. 8 Ohio State
- Averaged 43.2 yards per punt against Illinois and two of his punts were fumbled resulting in Husker takeaways

2018 GAME-BY-GAME

OPPONENT	NO.	AVG	I20	LONG
Colorado	0	0	0	0
Troy	0	0	0	0
at Michigan	0	0	0	0
Purdue	0	0	0	0
at Wisconsin	2	53.5	1	59
at Northwestern	5	45.8	2	57
Minnesota	3	41.7	0	46
Bethune-Cookman	3	57.3	2	73
at Ohio St.	7	38.4	0	54
Illinois	4	43.2	1	55
Michigan St.				
at Iowa				

CAREER STATS

YEAR	NO.	AVG	LG	TB	I20	50+	BLK
2016	Redshirt						
2017	0	0	0	0	0	0	0
2018	24	44.8	73	3	6	6	1
TOTAL	24	44.8	73	3	6	6	1

CAREER HIGHS

Punts	7 at Ohio St. (2018)
Average	57.3 vs. Bethune-Cookman (2018)
Inside 20	2 twice
50-Yard Punts	2 twice
Long Punt	73 vs. Bethune-Cookman (2018)



99 PEYTON NEWELL

6-3 | 300 | SR. | DL

HIAWATHA, KAN.

CAREER HONORS

- 3-Time Nebraska Scholar-Athlete Honor Roll
- 3-Time Brook Berringer Citizenship Team
- 3-Time Tom Osborne Citizenship Team

2018 SEASON HIGHLIGHTS

- Has added depth on the defensive line every game, posting a career-high four tackles, exceeding his career total entering 2018
- Matched his career high and career total with two tackles at No. 19 Michigan
- Set a new career high with his third tackle of the season at No. 16 Wisconsin
- Intercepted his first career pass vs. Bethune-Cookman, the first interception by a Husker defensive lineman since 2013

2018 GAME-BY-GAME

OPPONENT	UT-AT-TT	TFL-YD	SACK-YD
Colorado	0-0-0	0-0	0.0-0
Troy	0-0-0	0-0	0.0-0
at Michigan	1-1-2	0-0	0.0-0
Purdue	0-0-0	0-0	0.0-0
at Wisconsin	0-1-1	0-0	0.0-0
at Northwestern	0-0-0	0-0	0.0-0
Minnesota	0-0-0	0-0	0.0-0
Bethune-Cookman	0-1-1	0-0	0.0-0
at Ohio St.	0-1-1	0-0	0.0-0
Illinois	0-0-0	0-0	0.0-0
Michigan St.			
at Iowa			

CAREER TACKLE STATS

YEAR	G/S	UT	AT	TT	TFL-YD	SCK-YD
2014	Redshirt					
2015	0/0	0	0	0	0-0	0.0-0
2016	4/0	0	0	0	0-0	0.0-0
2017	3/0	0	2	2	0-0	0.0-0
2018	10/0	1	4	5	0-0	0.0-0
TOTAL	17/0	1	6	7	0-0	0.0-0

CAREER MISCELLANEOUS STATS

YEAR	FF	FR	PBU	INT	QBH	BLK
2014	Redshirt					
2015	0	0	0	0	0	0
2016	0	0	0	0	0	0
2017	0	0	0	0	0	0
2018	0	0	0	1	0	0
TOTAL	0	0	0	1	0	0

CAREER HIGHS

Tackles	2 twice
TFLs	none
Sacks	none
Breakups	none
Interceptions	1 vs. Bethune-Cookman (2018)

2018 NEBRASKA SCHEDULE AND RESULTS

DATE	OPPONENT	RESULT	SCORE	RECORD	CONFERENCE	TIME	ATTEND.
Sept. 1	Akron	canceled					
Sept. 8	Colorado	L	28-33	0-1	0-0	3:41	89,853
Sept. 15	Troy	L	19-24	0-2	0-0	3:16	89,360
Sept. 22	at No. 19 Michigan *	L	10-56	0-3	0-1	3:30	111,037
Sept. 29	Purdue *	L	28-42	0-4	0-2	3:42	88,911
Oct. 6	at No. 16 Wisconsin *	L	24-41	0-5	0-3	3:35	80,051
Oct. 13	at Northwestern *	L	31-34 (OT)	0-6	0-4	3:32	47,330
Oct. 20	Minnesota *	W	53-28	1-6	1-4	3:31	89,272
Oct. 27	Bethune-Cookman	W	45-9	2-6	1-4	2:57	88,735
Nov. 3	at No. 8 Ohio State *	L	31-36	2-7	1-5	3:40	104,245
Nov. 10	Illinois	W	54-35	3-7	2-5	3:29	88,316

*Big Ten conference game

SCORE BY QUARTERS	1ST	2ND	3RD	4TH	OT	TOTAL
Nebraska	91	85	66	81	0	323
Opponents	83	92	77	83	3	338

TEAM STATISTICS

TEAM STATISTICS	NU	OPP
SCORING	323	338
Points Per Game	32.3	33.8
Points Off Turnovers	68	54
FIRST DOWNS	240	229
Rushing	116	92
Passing	108	111
Penalty	16	26
RUSHING YARDAGE	2265	1940
Yards gained rushing	2571	2186
Yards lost rushing	306	246
Rushing Attempts	401	387
Average Per Rush	5.6	5.0
Average Per Game	226.5	194.0
TDs Rushing	24	27
PASSING YARDAGE	2561	2554
Comp-Att-Int	215-329-10	206-356-10
Average Per Pass	7.8	7.2
Average Per Catch	11.9	12.4
Average Per Game	256.1	255.4
TDs Passing	17	13
TOTAL OFFENSE	4826	4494
Total Plays	730	743
Average Per Play	6.6	6.0
Average Per Game	482.6	449.4
KICK RETURNS: #-Yards	27-431	28-575
PUNT RETURNS: #-Yards	12-131	17-196
INT RETURNS: #-Yards	10-16	10-62
KICK RETURN AVERAGE	16.0	20.5
PUNT RETURN AVERAGE	10.9	11.5
INT RETURN AVERAGE	1.6	6.2
FUMBLES-LOST	23-9	20-8
PENALTIES-Yards	84-770	69-574
Average Per Game	77.0	57.4
PUNTS-Yards	49-2074	49-2100
Average Per Punt	42.3	42.9
Net punt average	36.7	37.7
KICKOFFS-Yards	63-3858	63-3601
Average Per Kick	61.2	57.2
Net kick average	39.8	40.0
TIME OF POSSESSION/Game	28:13	31:47
3RD-DOWN Conversions	48/127	60/143
3rd-Down Pct	38%	42%
4TH-DOWN Conversions	5/14	9/15
4th-Down Pct	36%	60%
SACKS BY-Yards	24-162	24-172
MISC YARDS	0	0
TOUCHDOWNS SCORED	42	43
FIELD GOALS-ATTEMPTS	9-13	12-15
ON-SIDE KICKS	0-0	0-1
RED-ZONE SCORES	(34-39) 87%	(39-46) 85%
RED-ZONE TOUCHDOWNS	(25-39) 64%	(29-46) 63%
PAT-ATTEMPTS	(38-39) 97%	(36-37) 97%
ATTENDANCE	534447	342663
Games/Avg Per Game	6/89074	4/85666
Neutral Site Games		0/0

INDIVIDUAL OFFENSIVE STATISTICS

RUSHING	G/GS	ATT	GAIN	LOSS	NET	AVG	TD	LONG	AVG/G
Devine Ozigbo	10/7	127	972	14	958	7.5	12	66	95.8
Adrian Martinez	9/9	116	721	186	535	4.6	7	53	59.4
Maurice Washington	9/1	69	449	22	427	6.2	3	49	47.4
Greg Bell	4/3	35	183	10	173	4.9	0	45	43.2
Wyatt Mazour	10/0	11	81	5	76	6.9	1	18	7.6
Andrew Bunch	5/1	16	69	29	40	2.5	0	23	8.0
JD Spielman	10/10	7	24	0	24	3.4	0	6	2.4
Noah Vedral	1/0	7	35	22	13	1.9	1	20	13.0
Tyjon Lindsey	4/0	2	9	0	9	4.5	0	9	2.2
Mikale Wilbon	6/0	4	8	1	7	1.8	0	4	1.2
Austin Rose	5/0	1	7	0	7	7.0	0	7	1.4
Miles Jones	1/0	1	5	0	5	5.0	0	5	5.0
Stanley Morgan Jr.	10/10	1	4	0	4	4.0	0	4	0.4
Kade Warner	7/6	1	4	0	4	4.0	0	4	0.6
TEAM	10	3	0	17	-17	-5.7	0	0	-1.7
Total	10	401	2571	306	2265	5.6	24	66	226.5
Opponents	10	387	2186	246	1940	5.0	27	88	194.0

PASSING	G/GS	EFFIC	COMP-ATT-INT	PCT	YDS	TD	LNG	AVG/G
Adrian Martinez	9/9	148.27	182-272-7	66.9	2212	15	75	245.8
Andrew Bunch	5/1	128.68	31-47-2	66.0	320	2	33	64.0
Noah Vedral	1/0	27.07	2-9-1	22.2	29	0	21	29.0
Maurice Washington	9/1	0.00	0-1-0	0.0	0	0	0	0.0
Total	10	141.71	215-329-10	65.3	2561	17	75	256.1
Opponents	10	124.56	206-356-10	57.9	2554	13	69	255.4

RECEIVING	G/GS	NO.	YDS	AVG	TD	LONG	AVG/G
JD Spielman	10/10	66	818	12.4	8	75	81.8
Stanley Morgan Jr.	10/10	59	856	14.5	7	67	85.6
Devine Ozigbo	10/7	17	164	9.6	0	19	16.4
Jack Stoll	10/10	15	182	12.1	2	37	18.2
Maurice Washington	9/1	115	112	7.5	0	24	12.4
Mike Williams	10/2	10	120	12.0	0	24	12.0
Kade Warner	7/6	10	56	5.6	0	10	8.0
Bryan Reimers	8/1	5	47	9.4	0	20	5.9
Kurt Rafdal	10	4	67	16.8	0	26	6.7
Greg Bell	4/3	4	14	3.5	0	6	3.5
Tyjon Lindsey	4/0	3	22	7.3	0	14	5.5
Austin Allen	10/0	2	54	27.0	0	41	5.4
Wyatt Mazour	10/0	1	21	21.0	0	21	2.1
Miles Jones	1/0	1	21	21.0	0	21	21.0
Jaron Woodyard	8/0	1	10	10.0	0	10	1.2
Katerian Legrone	1/0	1	8	8.0	0	8	8.0
Adrian Martinez	9/9	1	-11	-11.0	0	0	-1.2
Total	10	215	2561	11.9	17	75	256.1
Opponents	10	206	2554	12.4	13	69	255.4

PUNT RETURNS	NO.	YDS	AVG	TD	LONG
JD Spielman	6	104	17.3	1	77
Tyjon Lindsey	5	1	0.2	0	3
Marquel Dismuke	1	26	26.0	0	0
Total	12	131	10.9	1	77
Opponents	17	196	11.5	2	60

2018 INDIVIDUAL STATISTICS

INTERCEPTIONS	NO.	YDS	AVG	TD	LONG
Lamar Jackson	2	0	0.0	0	0
Deontai Williams	2	0	0.0	0	0
Aaron Williams	1	0	0.0	0	0
Antonio Reed	1	0	0.0	0	0
Dedrick Young II	1	0	0.0	0	0
Tre Neal	1	14	14.0	0	14
Mick Stoltenberg	1	2	2.0	0	2
Peyton Newell	1	0	0.0	0	0
Total	10	16	1.6	0	14
Opponents	10	62	6.2	0	22

KICK RETURNS	NO.	YDS	AVG	TD	LONG
Maurice Washington	9	145	16.1	0	27
JD Spielman	8	169	21.1	0	31
Jaron Woodyard	4	50	12.5	0	19
Wyatt Mazour	3	48	16.0	0	21
Jack Stoll	2	16	8.0	0	10
Mikale Wilbon	1	3	3.0	0	3
Total	27	431	16.0	0	31
Opponents	28	575	20.5	0	87

FUMBLE RETURNS	NO.	YDS	AVG	TD	LONG
Deontai Williams	1	5	5.0	0	5
Total	1	5	5.0	0	5
Opponents	2	12	6.0	1	10

FIELD GOALS	FGM-FGA	PCT	1-19	20-29	30-39	40-49	50-59	LG	BLK
Barret Pickering	9-13	69.2	1-1	3-3	5-6	0-2	0-1	35	0
Total	9-13	69.2	1-1	3-3	5-6	0-2	0-1	35	0
Opponents	12-15	80.0	0-0	3-3	7-8	1-3	1-1	50	0

FG SEQUENCE	NEBRASKA	OPPONENTS
Colorado	43	(40),(35),37,43
Troy	33,(23),(32)	(37)
Michigan	(35)	(50),(38)
Purdue	54	(31),(25)
Wisconsin	(31)	(30),(28)
Northwestern	45,(34)	42,(31),(37)
Minnesota	(32)	-
Bethune-Cookman	(29)	(28)
Ohio State	(18)	-
Illinois	(27)	-

Numbers in (parenthesis) indicate field goal was made

PUNTING	NO.	YDS	AVG	LONG	TB	FC	I20	50+	BLK
Caleb Lightbourn	24	998	41.6	52	1	3	3	3	0
Isaac Armstrong	24	1076	44.8	73	3	5	6	6	1
TEAM	1	0	0.0	0	0	0	0	0	0
Total	49	2074	42.3	73	4	8	9	9	1
Opponents	49	2100	42.9	79	6	14	20	10	1

KICKOFFS	NO.	YDS	AVG	TB	OB	RET.	NET	YDLN
Caleb Lightbourn	52	3284	63.2	28	2			
Barret Pickering	9	521	57.9	3	0			
TEAM	1	1	1.0	0	0			
Isaac Armstrong	1	52	52.0	0	0			
Total	63	3858	61.2	31	2	575	39.8	25
Opponents	63	3601	57.2	26	2	431	40.0	25

----- PATs -----									
SCORING	TD	FGs	Kick	Rush	Rcv	Pass	DXP	Saf	Pts
Devine Ozigbo	12	0-0	0-0	0-0	0	0-0	0	0	72
Barret Pickering	0	9-13	38-39	0-0	0	0-0	0	0	65
JD Spielman	9	0-0	0-0	0-0	0	0-0	0	0	54
Adrian Martinez	7	0-0	0-0	1-1	0	1-1	0	0	44
Stanley Morgan Jr.	7	0-0	0-0	0-0	1	0-0	0	0	44
Maurice Washington	3	0-0	0-0	0-0	0	0-0	0	0	18
Jack Stoll	2	0-0	0-0	0-0	0	0-0	0	0	12
Noah Vedral	1	0-0	0-0	0-0	0	0-0	0	0	6
Wyatt Mazour	1	0-0	0-0	0-0	0	0-0	0	0	6
Marquel Dismuke	0	0-0	0-0	0-0	0	0-0	0	1	2
Andrew Bunch	0	0-0	0-0	0-0	0	0-1	0	0	0
Total	42	9-13	38-39	1-1	1	1-2	0	1	323
Opponents	43	12-15	36-37	1-3	1	1-2	0	2	338

TOTAL OFFENSE	G	PLAYS	RUSH	PASS	TOTAL	AVG/G
Adrian Martinez	9	388	535	2212	2747	305.2
Devine Ozigbo	10	127	958	0	958	95.8
Maurice Washington	9	70	427	0	427	47.4
Andrew Bunch	5	63	40	320	360	72.0
Greg Bell	4	35	173	0	173	43.2
Wyatt Mazour	10	11	76	0	76	7.6
Noah Vedral	1	16	13	29	42	42.0
JD Spielman	10	7	24	0	24	2.4
Tyjon Lindsey	4	2	9	0	9	2.2
Mikale Wilbon	6	4	7	0	7	1.2
Austin Rose	5	1	7	0	7	1.4
Miles Jones	1	1	5	0	5	5.0
Kade Warner	7	1	4	0	4	0.6
Stanley Morgan Jr.	10	1	4	0	4	0.4
TEAM	10	3	-17	0	-17	-1.7
Total	10	730	2265	2561	4826	482.6
Opponents	10	743	1940	2554	4494	449.4

ALL PURPOSE	G	RUSH REC	PR	KOR	IR	TOT	AVG/G
Devine Ozigbo	10	958	164	0	0	1122	112.2
JD Spielman	10	24	818	104	169	1115	111.5
Stanley Morgan Jr.	10	4	856	0	0	860	86.0
Maurice Washington	9	427	112	0	145	684	76.0
Adrian Martinez	9	535	-11	0	0	524	58.2
Jack Stoll	10	0	182	0	16	198	19.8
Greg Bell	4	173	14	0	0	187	46.8
Wyatt Mazour	10	76	21	0	48	145	14.5
Mike Williams	10	0	120	0	0	120	12.0
Kurt Rafdal	10	0	67	0	0	67	6.7
Jaron Woodyard	8	0	10	0	50	60	7.5
Kade Warner	7	4	56	0	0	60	8.6
Austin Allen	10	0	54	0	0	54	5.4
Bryan Reimers	8	0	47	0	0	47	5.9
Andrew Bunch	5	40	0	0	0	40	8.0
Tyjon Lindsey	4	9	22	1	0	32	8.0
Marquel Dismuke	6	0	0	26	0	26	4.3
Miles Jones	1	5	21	0	0	26	26.0
Tre Neal	10	0	0	0	0	14	1.4
Noah Vedral	1	13	0	0	0	13	13.0
Mikale Wilbon	6	7	0	0	3	10	1.7
Katerian Legrone	1	0	8	0	0	8	8.0
Austin Rose	5	7	0	0	0	7	1.4
Mick Stoltenberg	6	0	0	0	0	2	0.3
TEAM	10	-17	0	0	0	-17	-1.7
Total	10	2265	2561	131	431	16	540.4
Opponents	10	1940	2554	196	575	62	532.7

DEFENSIVE STATISTICS

NAME	GP-GS	-----TACKLES-----			TFL-YDS	-SACKS- NO-YARDS	---PASS DEF---		QBH	---FUMBLES---		BLKD	
		SOLO	AST	TOTAL			INT-YDS	BRUP		RCV-YDS	FF	KICK	SAF
7 Mohamed Barry	10-10	47	46	93	10-38	2.0-15	.	1	4
5 Dedrick Young II	10-10	32	33	65	3-3	.	1-0	5	2
24 Aaron Williams	10-9	37	20	57	2-4	.	1-0	4	1	1-0	.	.	.
12 Luke Gifford	10-10	30	25	55	12-60	5.5-52	.	1	5	.	1	.	.
14 Tre Neal	10-10	29	20	49	1-2	.	1-14	2	2	.	2	.	.
94 Khalil Davis	10-0	20	15	35	6-29	3.0-19	.	.	2	1-0	1	.	.
23 Dicaprio Bootle	10-10	23	11	34	.	.	.	15	.	.	1	.	.
25 Antonio Reed	9-2	22	9	31	.	.	1-0	1
91 Freedom Akinmoladun	10-10	8	16	24	3-10	2.5-10	.	.	4
43 Tyrin Ferguson	6-3	13	9	22	5-20	1.0-4
41 Deontai Williams	10-1	14	7	21	.	.	2-0	2	.	1-5	2	.	.
21 Lamar Jackson	10-9	15	6	21	.	.	2-0	7	.	.	1	.	.
95 Ben Stille	10-10	9	11	20	5-28	5.0-28	.	2	6
96 Carlos Davis	10-7	9	9	18	3-13	1.0-8	.	4	1	1-0	.	.	.
31 Collin Miller	10-0	8	8	16	1-7
3 Will Honas	4-0	6	9	15	1-1	.	.	.	1
13 JoJo Domann	6-2	8	6	14	1-7	1.0-7	.	2	.	1-0	2	.	.
57 Jacob Weinmaster	10-0	3	10	13
17 Cam Taylor	8-0	8	3	11	.	.	.	2	.	1-0	.	.	.
6 Eric Lee Jr.	7-1	5	6	11
93 Damion Daniels	10-0	3	8	11	1-1
19 Marquel Dismuke	6-0	7	2	9	1	1
4 Caleb Tannor	10-0	5	4	9	1-7	1.0-7
42 Jeramiah Stovall	7-0	4	4	8	1-0	.	.	.
44 Mick Stoltenberg	6-3	1	6	7	2-7	1.0-6	1-2
22 Alex Davis	10-3	1	4	5
99 Peyton Newell	10-0	1	4	5	.	.	1-0
97 Deontre Thomas	4-0	4	.	4	1-1
18 Guy Thomas	4-0	.	4	4	.	.	.	1
9 DaiShon Neal	8-0	1	2	3
92 Chase Urbach	8-0	2	1	3	1-0	.	.	.
16 Ethan Cox	9-0	2	1	3
10 JD Spielman	10-10	1	1	2
65 Christian Gaylord	8-0	1	.	1
88 Jaron Woodyard	8-0	.	1	1
35 Caleb Lightbourn	9-0	1	.	1
31 Simon Otte	1-0	.	1	1
2 Adrian Martinez	9-9	1	.	1
81 Kade Warner	7-6	1	.	1
47 Matt Jarzynka	1-0	1	.	1	1-6	1.0-6
55 Chris Walker	1-0	.	1	1
75 Fyn Anderson	1-0	.	1	1
37 Wyatt Mazour	10-0	.	1	1
15 Braxton Clark	3-0	1	.	1
30 Eli Sullivan	4-0	1	.	1
56 Boe Wilson	10-7	.	1	1
Total	10-0	385	326	711	59-244	24-162	10-16	49	28	8-5	10	1	1
Opponents	10-0	406	318	724	73-270	24-172	10-62	18	20	9-12	15	1	2

SPECIAL TEAMS TACKLES	UA-A/TOT	COLO	TROY	MICH	PUR	WIS	NW	MINN	BC	OSU	ILL	MSU	IOWA
Collin Miller	4-4/8	1-0/1	0-1/1	1-1/2	0-1/1	-	-	2-0/2	-	-	0-1/1		
Jeramiah Stovall	4-4/8					1-1/2	1-0/1	1-1/2	-	1-0/1	0-2/2		
Jacob Weinmaster	4-4/8	1-0/1	0-1/1	1-0/1	-	-	-	0-1/1	-	2-0/2	0-2/2		
Deontai Williams	1-2/3	-	0-1/1	1-0/1	-	-	-	0-1/1	-	-	-		
Cam Taylor	3-0/3	-	-	1-0/1	-	1-0/1	-	-	1-0/1	-	-		
Chase Urbach	1-2/3	-	-	1-1/2	-	-	-	-	-	-	0-1/1		
Marquel Dismuke	3-1/4	-	-	-	1-0/1	0-1/1	-	-	-	-	2-0/2		
Caleb Tannor	1-0/1	1-0/1	-	-	--	-	-	-	-	-	-		
JoJo Domann	1-0/1	1-0/1	-	-	-	-	-	-	-	-	-		
Alex Davis	0-1/1	-	0-1/1	-	-	-	-	-	-	-	-		
Tre Neal	0-2/2	-	-	-	0-1/1	-	-	-	-	-	0-1/1		
Wyatt Mazour	0-1/1	-	-	-	0-1/1	-	-	-	-	-	-		
Jaron Woodyard	0-1/1	-	-	-	0-1/1	-	-	-	-	-	-		
Caleb Lightbourn	1-0/1	-	-	-	-	1-0/1	-	-	-	-	-		
Ethan Cox	0-1/1	-	-	-	-	-	-	0-1/1	-	-	0-1/1		
Eric Lee Jr.	1-0/1	-	-	-	-	--	-	1-0/1	-	-	-		
Kade Warner	1-0/1	-	-	-	-	-	-	-	1-0/1	-	-		

INDIVIDUAL OFFENSE GAME BY GAME

RUSHING	NO-YDS/TD	COLO	TROY	MICH	PUR	WIS	NW	MINN	BC	OSU	ILL	MSU	IOWA
Devine Ozigbo RB	127-958/12	14-60/1	9-25/0	6-5/0	17-170/2	5-29/0	22-159/2	12-152/2	11-110/1	20-86/1	11-162/3		
Adrian Martinez QB	116-535/7	15-117/2	DNP	7--12/0	18-91/0	13-57/1	13-37/0	15-125/1	2--7/0	20-72/2	13-55/1		
Maurice Washington RB	69-427/3	8-34/0	14-92/0	3-2/0	DNP	5-27/0	9-32/1	14-109/1	6-48/1	7-16/0	3-67/0		
Greg Bell RB	35-173/0	13-104/0	14-64/0	6-3/0	2-2/0	DNP	DNP	DNP	DNP	DNP	DNP		
Wyatt Mazour RB	11-76/1	-	-	5-18/1	-	-	-	-	5-55/0	-	1-3/0		
Andrew Bunch QB	16-40/0	1-1/0	10-5/0	3-23/0	DNP	1--2/0	DNP	DNP	DNP	DNP	1-13/0		
JD Spielman WR	7-24/0	1-4/0	1-1/0	-	1-3/0	-	2-8/0	1-2/0	-	1-6/0	-		
Noah Vedral QB	7-13/1	DNP	DNP	DNP	DNP	DNP	DNP	DNP	7-13/1	DNP	DNP		
Tyjon Lindsey WR	2-9/0	2-9/0	-	-	-	DNP	DNP	DNP	DNP	DNP	DNP		
Austin Rose RB	1-7/0	-	-	-	DNP	DNP	DNP	DNP	-	DNP	1-7/0		
Mikale Wilbon RB	4-7/0	DNP	DNP	DNP	DNP	-	-	-	1-2/0	-	3-5/0		
Miles Jones RB	1-5/0	DNP	DNP	DNP	DNP	DNP	DNP	DNP	1-5/0	DNP	DNP		
Stanley Morgan WR	1-4/0	-	-	-	-	-	-	-	-	1-4/0	-		
Kade Warner WR	1-4/0	DNP	DNP	DNP	-	-	-	-	-	-	1-4/0		
TEAM	3--17/0	-	-	-	1--7/0	-	1--5/0	1--5/0	-	-	-		
RECEIVING	NO-YDS/TD	COLO	TROY	MICH	PUR	WIS	NW	MINN	BC	OSU	ILL	MSU	IOWA
Stanley Morgan WR	59-856/7	5-75/0	5-64/1	3-61/0	4-69/0	8-93/0	2-31/0	10-163/2	7-82/2	7-87/0	8-131/2		
JD Spielman WR	66-818/8	3-67/1	6-45/1	4-5/0	10-135/2	9-209/1	8-76/1	8-77/1	5-72/0	6-61/1	7-71/0		
Jack Stoll TE	15-182/2	1-4/0	1-9/0	-	4-51/0	1-12/1	3-40/0	-	1-37/0	3-17/0	1-12/1		
Devine Ozigbo RB	17-164/0	2-17/0	1-7/0	1-5/0	2-28/0	-	4-33/0	3-25/0	-	1-13/0	3-36/0		
Mike Williams WR	10-120/0	3-40/0	-	-	-	1-11/0	3-41/0	1-7/0	-	2-21/0	-		
Maurice Washington RB	15-112/0	2-16/0	3-14/0	1--4/0	DNP	4-53/0	2-12/0	2-1/0	-	1-20/0	-		
Kurt Rafdal TE	4-67/0	1-14/0	1-26/0	-	1-9/0	1-18/0	-	-	-	-	-		
Kade Warner WR	10-56/0	DNP	DNP	DNP	2-16/0	1-6/0	2-11/0	1-3/0	-	-	4-20/0		
Austin Allen TE	2-54/0	-	-	-	-	-	-	-	1-13/0	1-41/0	-		
Bryan Reimers WR	5-47/0	-	-	DNP	DNP	1-5/0	1-7/0	-	1-9/0	1-6/0	1-20/0		
Tyjon Lindsey WR	3-22/0	-	1-6/0	2-16/0	-	DNP	DNP	DNP	DNP	DNP	DNP		
Wyatt Mazour RB	1-21/0	-	-	1-21/0	-	-	-	-	-	-	-		
Miles Jones RB	1-21/0	DNP	DNP	DNP	DNP	DNP	DNP	DNP	1-21/0	DNP	DNP		
Greg Bell RB	4-14/0	2-3/0	1-6/0	-	1-5/0	DNP	DNP	DNP	DNP	DNP	DNP		
Jaron Woodyard WR	1-10/0	DNP	DNP	-	1-10/0	-	-	-	-	-	-		
Katerian Legrone TE	1-8/0	DNP	DNP	DNP	DNP	DNP	DNP	DNP	1-8/0	DNP	DNP		
Adrian Martinez QB	1--11/0	-	DNP	1--11/0	-	-	-	-	-	-	-		

PASSING

ADRIAN MARTINEZ	ATT	COMP	INT	PCT	YARDS	TD	LONG	SACK	YDS	EFFIC
Colorado	20	15	1	75.0	187	1	57	2	12	160.0
Troy	DNP-Injury									
Michigan	15	7	1	46.7	22	0	32	4	39	45.7
Purdue	42	25	1	59.5	323	2	33	2	11	135.1
Wisconsin	42	24	0	57.1	384	2	75	2	12	149.7
Northwestern	35	25	2	71.4	251	1	42	1	7	129.7
Minnesota	29	25	0	86.2	276	3	67	2	12	200.3
Bethune-Cookman	22	15	1	68.2	213	2	40	2	7	170.4
Ohio State	33	22	0	66.7	266	1	46	1	7	144.4
Illinois	34	24	1	70.6	290	3	37	3	20	165.5
TOTALS	272	182	7	66.9	2212	15	75	19	127	148.3
ANDREW BUNCH	ATT	COMP	INT	PCT	YARDS	TD	LONG	SACK	YDS	EFFIC
Colorado	9	4	0	44.4	49	0	25	0	0	90.2
Troy	27	19	2	70.4	177	2	33	3	23	135.1
Michigan	9	6	0	66.7	71	0	27	0	0	132.9
Wisconsin	2	2	0	100.0	23	0	18	0	0	196.6
Illinois	0	0	0	0.0	0	0	0	0	0	0.0
TOTALS	47	31	2	66.0	320	2	33	3	23	128.7
NOAH VEDRAL	ATT	COMP	INT	PCT	YARDS	TD	LONG	SACK	YDS	EFFIC
Bethune-Cookman	9	2	1	22.2	29	0	21	2	22	27.1
TOTALS	9	2	1	22.2	29	0	21	2	22	27.1

PUNT RETURNS	NO-YDS	COLO	TROY	MICH	PUR	WIS	NW	MINN	BC	OSU	ILL	MSU	IOWA
JD Spielman	6-104	-	-	-	1-0	1-3	1-19	-	1-77	1--2	1-7		
Marquel Dismuke	1-26	DNP	-	-	-	-	-	DNP	DNP	DNP	1-26		
Tyjon Lindsey	5-1	3--2	-	2-3	-	DNP	DNP	DNP	DNP	DNP	DNP		

KICK RETURNS	NO-YDS	COLO	TROY	MICH	PUR	WIS	NW	MINN	BC	OSU	ILL	MSU	IOWA
JD Spielman	8-169	2-35	3-70	2-40	1-24	-	-	-	-	-	-		
Maurice Washington	9-145	-	-	1-16	DNP	2-35	2-39	2-32	-	1-12	1-11		
Jaron Woodyard	4-50	DNP	DNP	-	2-34	-	-	-	-	1-13	1-3		
Wyatt Mazour	3-48	-	-	-	1-21	-	1-15	-	-	-	1-12		
Jack Stoll	2-16	1-10	-	-	1-6	-	-	-	-	-	-		
Mikale Wilbon	1-3	DNP	DNP	DNP	DNP	-	1-3	-	-	-	-		

INDIVIDUAL DEFENSE GAME BY GAME

PLAYER	UA-A	TOTAL	COLO	TROY	MICH	PUR	WIS	NW	MINN	BC	OSU	ILL	MSU	IOWA
Mohamed Barry LB	47-46	93	4-8	2-1	7-4	5-6	1-7	5-3	5-6	7-4	3-4	8-3		
Dedrick Young LB	32-33	65	4-5	2-1	5-1	3-4	3-4	3-1	4-3	2-2	1-9	5-3		
Aaron Williams DB	37-20	57	4-4	3-2	4-0	2-6	3-3	10-2	5-1	-	5-1	1-1		
Luke Gifford LB	30-25	55	3-8	3-0	1-1	1-3	3-4	6-1	5-4	2-1	3-0	3-3		
Tre Neal DB	29-20	49	2-3	3-4	2-0	2-1	3-3	3-1	5-5	1-0	0-1	8-2		
Khalil Davis DL	20-15	35	4-2	1-1	2-1	3-4	2-2	5-0	0-1	0-3	1-0	2-1		
Dicaprio Bootle DB	23-11	34	1-2	0-1	3-1	5-2	4-1	4-0	1-0	1-2	1-2	3-0		
Antonio Reed DB	22-9	31	1-3	4-1	2-2	1-0	1-1	6-0	-	2-0	5-2	DNP		
Freedom Akinmoladun DL	8-16	24	2-2	1-1	0-1	0-1	0-5	1-1	1-3	1-0	1-1	1-1		
Tyrin Ferguson LB	13-9	22	5-5	2-2	3-0	DNP	DNP	-	2-1	1-1	DNP	DNP		
Lamar Jackson DB	15-6	21	0-1	0-2	3-0	2-0	2-1	2-0	1-0	2-0	2-1	1-1		
Deontai Williams DB	14-7	21	-	0-1	2-0	2-1	4-1	1-0	0-1	0-2	3-1	2-0		
Ben Stille DL	9-11	20	1-2	1-0	-	2-2	0-2	1-1	1-1	2-1	0-1	1-1		
Carlos Davis DL	9-9	18	0-1	2-0	1-1	1-2	2-2	-	0-1	1-0	0-1	2-1		
Collin Miller LB	8-8	16	1-0	0-1	0-3	0-1	-	1-0	4-1	2-1	-	0-1		
Will Honas LB	6-9	15	0-2	3-5	2-1	1-1	DNP	DNP	DNP	DNP	DNP	DNP		
JoJo Domann DB	8-6	14	1-0	DNP	DNP	DNP	DNP	-	-	1-0	4-3	2-3		
Jacob Weinmaster LB	3-10	13	1-0	0-1	0-1	-	0-2	-	0-1	0-3	2-0	0-2		
Eric Lee Jr. DB	5-6	11	DNP	DNP	DNP	2-3	2-3	-	1-0	-	-	-		
Cam Taylor DB	8-3	11	1-0	-	1-0	DNP	1-1	1-0	3-0	1-2	-	DNP		
Damion Daniels DL	3-8	11	0-1	1-1	-	-	-	-	1-0	1-3	0-3	-		
Marquel Dismuke DB	7-2	9	DNP	-	1-1	1-0	0-1	3-0	DNP	DNP	DNP	2-0		
Caleb Tannor LB	5-4	9	1-0	-	1-0	1-0	0-1	-	0-1	0-1	0-1	2-0		
Jeremiah Stovall DB	4-4	8	DNP	DNP	DNP	-	1-1	1-0	1-1	-	1-0	0-2		
Mick Stoltenberg DL	1-6	7	0-1	-	0-2	DNP	DNP	DNP	DNP	0-1	0-1	1-1		
Peyton Newell DL	1-4	5	-	-	1-1	-	0-1	-	-	0-1	0-1	-		
Alex Davis LB	1-4	5	-	0-1	-	-	1-2	-	-	-	0-1	-		
Guy Thomas LB	0-4	4	-	-	0-1	DNP	DNP	DNP	DNP	0-3	DNP	DNP		
Deontre Thomas DL	4-0	4	-	1-0	1-0	2-0	DNP	DNP	DNP	DNP	DNP	DNP		
DaiShon Neal DL	1-2	3	-	-	1-1	0-1	-	-	-	DNP	DNP	-		
Ethan Cox DB	2-1	3	-	-	-	DNP	-	-	0-1	1-0	-	1-0		
Chase Urbach	2-1	3	DNP	DNP	1-1	-	-	-	-	-	-	1-0		
JD Spielman	1-1	2	-	1-0	-	-	-	-	-	0-1	-	-		
Christian Gaylord	1-0	1	DNP	-	-	DNP	-	-	-	-	-	1-0		
Braxton Clark DB	1-0	1	DNP	DNP	-	DNP	DNP	DNP	-	1-0	DNP	DNP		
Eli Sullivan DB	1-0	1	-	-	DNP	DNP	DNP	DNP	DNP	1-0	-	DNP		
Jaron Woodyard	0-1	1	DNP	DNP	-	0-1	-	-	-	-	-	-		
Kade Warner	1-0	1	DNP	DNP	DNP	-	-	-	-	1-0	-	-		
Caleb Lightbourn	1-0	1	-	-	-	-	1-0	-	-	-	-	DNP		
Wyatt Mazour	0-1	1	-	-	-	0-1	-	-	-	-	-	-		
Boe Wilson	0-1	1	-	-	-	-	-	-	-	0-1	-	-		
Simon Otte LB	0-1	1	DNP	DNP	DNP	DNP	DNP	DNP	DNP	0-1	DNP	DNP		
Matt Jarzynka DL	1-0	1	DNP	DNP	DNP	DNP	DNP	DNP	DNP	1-0	DNP	DNP		
Chris Walker DL	0-1	1	DNP	DNP	DNP	DNP	DNP	DNP	DNP	0-1	DNP	DNP		
Fyn Anderson DL	0-1	1	DNP	DNP	DNP	DNP	DNP	DNP	DNP	0-1	DNP	DNP		
Adrian Martinez	1-0	1	1-0	DNP	-	-	-	-	-	-	-	-		

INDIVIDUAL DEFENSE GAME BY GAME

TACKLES FOR LOSS	UA-A	TOTAL	COLO	TROY	MICH	PUR	WIS	NW	MINN	BC	OSU	ILL	MSU	IOWA
Luke Gifford LB	8-4	12	3-13	2-6	-	-	1-6	4-14	-	1-21	-	1-0		
Mohamed Barry LB	9-1	10	1-6	-	3-12	1-6	-	1-2	1-1	3-11	-	-		
Khalil Davis DL	5-1	6	2-16	-	-	1-7	-	-	-	1-1	-	2-5		
Tyrin Ferguson LB	5-0	5	2-7	1-2	2-11	DNP	DNP	-	-	-	DNP	DNP		
Ben Stille DL	5-0	5	1-9	-	-	1-2	-	1-3	1-5	1-9	-	-		
Carlos Davis DL	2-1	3	1-2	1-8	-	1-3	-	-	-	-	-	-		
Dedrick Young LB	2-1	3	2-3	1-0	-	-	-	-	-	-	-	-		
Freedom Akinmoladun DL	2-1	3	2-3	1-7	-	-	-	-	-	-	-	-		
Aaron Williams DB	2-0	2	-	-	-	-	-	-	-	-	2-4	-		
Mick Stoltenberg DL	1-1	2	-	-	-	DNP	DNP	DNP	DNP	-	-	2-7		
Tre Neal DB	1-0	1	-	1-2	-	-	-	-	-	-	-	-		
Will Honas LB	0-1	1	-	1-1	-	-	DNP	DNP	DNP	DNP	DNP	DNP		
Caleb Tannor LB	1-0	1	-	-	-	-	-	-	-	-	-	1-7		
Collin Miller LB	1-0	1	-	-	-	-	-	1-7	-	-	-	-		
JoJo Domann DB	1-0	1	-	DNP	DNP	DNP	DNP	-	-	-	1-7	-		
Damion Daniels DL	0-1	1	-	-	-	-	-	-	-	1-1	-	-		
Matt Jarzynka DL	1-0	1	DNP	DNP	DNP	DNP	DNP	DNP	DNP	1-6	DNP	DNP		
Deontre Thomas DL	1-0	1	-	-	-	1-1	DNP	DNP	DNP	DNP	DNP	DNP		

SACKS	UA-A	TOTAL	COLO	TROY	MICH	PUR	WIS	NW	MINN	BC	OSU	ILL	MSU	IOWA
Luke Gifford LB	5-1	5.5	1.5-11	1.0-4	-	-	1.0-6	1.0-10	-	1.0-21	-	-		
Ben Stille DL	5-0	5.0	1.0-9	-	-	1.0-2	-	1.0-3	1.0-5	1.0-9	-	-		
Khalil Davis DL	3-0	3.0	2.0-16	-	-	-	-	-	-	-	-	1.0-3		
Freedom Akinmoladun DL	2-1	2.5	1.5-3	1.0-7	-	-	-	-	-	-	-	-		
Mohamed Barry LB	2-0	2.0	-	-	1.0-9	-	-	-	-	1.0-6	-	-		
Matt Jarzynka	1-0	1.0	DNP	DNP	DNP	DNP	DNP	DNP	DNP	1.0-6	DNP	DNP		
Carlos Davis DL	1-0	1.0	-	1.0-8	-	-	-	-	-	-	-	-		
JoJo Domann DB	1-0	1.0	-	DNP	DNP	DNP	DNP	-	-	-	1.0-7	-		
Caleb Tannor LB	1-0	1.0	-	-	-	-	-	-	-	-	-	1.0-7		
Mick Stoltenberg DL	1-0	1.0	-	-	-	DNP	DNP	DNP	DNP	-	-	1.0-6		
Tyrin Ferguson LB	1-0	1.0	1.0-4	-	-	DNP	DNP	-	-	-	DNP	DNP		

INT RETURNS	NO-YDS	COLO	TROY	MICH	PUR	WIS	NW	MINN	BC	OSU	ILL	MSU	IOWA
Deontai Williams	2-0	-	-	1-0	-	-	-	-	1-0	-	-		
Lamar Jackson	2-0	-	1-0	-	-	-	-	-	-	1-0	-		
Antonio Reed	1-0	-	-	-	-	-	1-0	-	-	-	DNP		
Tre Neal	1-14	-	-	-	-	-	1-14	-	-	-	-		
Dedrick Young	1-0	-	-	-	-	-	1-0	-	-	-	-		
Peyton Newell	1-0	-	-	-	-	-	-	1-0	-	-	-		
Aaron Williams	1-0	-	-	-	-	-	-	-	-	-	1-0		
Mick Stoltenberg	1-2	-	-	-	DNP	DNP	DNP	DNP	-	-	1-2		

FUMBLES RECOVERED	NO	COLO	TROY	MICH	PUR	WIS	NW	MINN	BC	OSU	ILL	MSU	IOWA
Carlos Davis	1	-	-	-	-	-	-	-	-	1	-		
JoJo Domann	1	-	DNP	DNP	DNP	DNP	-	-	-	-	1		
Khalil Davis	1	-	-	-	-	1	-	-	-	-	-		
Jeremiah Stovall	1	DNP	DNP	DNP	-	-	-	-	-	-	1		
Chase Urbach	1	DNP	DNP	-	-	-	-	-	-	-	1		
Aaron Williams	1	-	-	-	-	-	-	-	-	1	-		
Deontai. Williams	1	-	-	-	-	-	-	-	1	-	-		
Cam Taylor	1	-	1	-	DNP	-	-	-	-	-	DNP		

FORCED FUMBLES	NO	COLO	TROY	MICH	PUR	WIS	NW	MINN	BC	OSU	ILL	MSU	IOWA
JoJo Domann	2	-	DNP	DNP	DNP	DNP	-	-	1	1	-		
Tre Neal	2	-	-	-	-	-	-	-	-	-	2		
Deontai Williams	2	-	-	-	-	-	-	-	1	1			
Luke Gifford	1	-	-	-	-	-	-	-	1	-			
Khalil Davis	1	-	-	1	-	-	-	-	-	-	-		
Dicaprio Bootle	1	-	-	-	-	1	-	-	-	-	-		
Lamar Jackson	1	-	-	-	-	-	-	-	1	-			

FUMBLES RETURNS	NO-YDS	COLO	TROY	MICH	PUR	WIS	NW	MINN	BC	OSU	ILL	MSU	IOWA
Deontai Williams	1-5	-	-	-	-	-	-	-	1-5	-			

TEAM GAME BY GAME

DATE	OPPONENT	[-----RUSHING-----] NO. YDS TD LG				[-----RECEIVING-----] NO. YDS TD LG				[-----PASSING-----] CMP-ATT-INT YDS TD LG				[-----KICK RET-----] NO YDS TD LG				[-----PUNT RET-----] NO YDS TD LG				TOTAL OFF.
Sept. 8	COLORADO	54	329	3	45	19	236	1	57	19-29-1	236	1	57	3	45	0	20	3	-2	0	2	565
Sept. 15	TROY	48	187	0	29	19	177	2	33	19-27-2	177	2	33	3	70	0	31	0	0	0	0	364
Sept. 22	at Michigan	30	39	1	23	13	93	0	32	13-24-1	93	0	32	3	56	0	24	2	3	0	3	132
Sept. 29	PURDUE	39	259	2	35	25	323	2	33	25-42-1	323	2	33	5	85	0	24	1	0	0	0	582
Oct. 6	at Wisconsin	24	111	1	28	26	407	2	75	26-44-0	407	2	75	2	35	0	25	1	3	0	3	518
Oct. 13	at Northwestern	47	231	3	37	25	251	1	42	25-35-2	251	1	42	4	57	0	27	1	19	0	19	482
Oct. 20	MINNESOTA	43	383	4	59	25	276	3	67	25-30-0	276	3	67	2	32	0	20	0	0	0	0	659
Oct. 27	BETH.-COOKMAN	33	226	3	29	17	242	2	40	17-31-2	242	2	40	0	0	0	0	1	77	1	77	468
Nov. 3	at Ohio State	49	184	3	24	22	266	1	46	22-33-0	266	1	46	2	25	0	13	1	-2	0	0	450
Nov. 10	ILLINOIS	34	316	4	66	24	290	3	37	24-34-1	290	3	37	3	26	0	12	2	33	0	7	606
Totals		401	2265	24	66	215	2561	17	75	215-329-10	2561	17	75	27	431	0	31	12	131	1	77	4826
Opponent		387	1940	27	88	206	2554	13	69	206-356-10	2554	13	69	28	575	0	87	17	196	2	60	4494

DATE	OPPONENT	[-----TACKLES-----] SOL AST TOT TFL-YDS				[SACKS-] NO-YDS	[---FUMBLE---] FF FR-YDS		INT-YDS	QBH	PBU	BLKD KICK	[---KICKS---XPTS-----] ATT-MAD RUN RCV			SAF	PTS
Sept. 8	COLORADO	37	50	87	12.0-59	7.0-43	0	0-0	0-0	5	3	0	4-4	0	0	0	28
Sept. 15	TROY	30	26	56	7.0-26	3.0-19	0	1-0	1-0	2	3	0	1-1	0	0	0	19
Sept. 22	at Michigan	44	24	68	5.0-23	1.0-9	1	0-0	1-0	1	5	0	1-1	0	0	0	10
Sept. 29	PURDUE	36	40	76	5.0-19	1.0-2	0	0-0	0-0	3	6	0	4-4	0	0	0	28
Oct. 6	at Wisconsin	34	48	82	1.0-6	1.0-6	1	1-0	0-0	1	5	0	3-3	0	0	0	24
Oct. 13	at Northwestern	53	10	63	6.0-26	2.0-13	0	0-0	2-14	6	5	0	3-2	1	0	0	31
Oct. 20	MINNESOTA	40	32	72	2.0-6	1.0-5	0	0-0	1-0	3	7	0	6-6	0	1	0	53
Oct. 27	BETH.-COOKMAN	32	36	68	7.0-49	4.0-42	1	1-5	2-0	0	8	0	6-6	0	0	0	45
Nov. 3	at Ohio State	32	34	66	3.0-11	1.0-7	4	2-0	1-0	0	4	0	4-4	0	0	0	31
Nov. 10	ILLINOIS	47	26	73	5.0-19	3.0-16	3	3-0	2-2	7	3	1	7-7	0	0	1	54
Totals		385	526	711	53.0-244	24.0-162	10	8-5	10-16	28	49	1	39-38	1	1	1	323
Opponent		406	318	724	65.0-270	24.0-172	15	9-12	10-62	20	18	1	37-36	1	1	2	338

DATE	OPPONENT	PUNTING										FIELD GOALS			KICKOFFS				
		NO	YDS	AVG	LG	BLK	TB	FC	50+	120	ATT-MADE	LG	BLKD	NO	YDS	AVG	TB	OB	
Sept. 8	COLORADO	3	128	42.7	47	0	0	1	0	1	1-0	0	0	5	324	64.8	3	0	
Sept. 15	TROY	5	208	41.6	51	0	0	1	1	1	3-2	32	0	5	325	65.0	4	0	
Sept. 22	at Michigan	9	402	44.7	52	0	0	0	1	1	1-1	35	0	4	256	64.0	2	0	
Sept. 29	PURDUE	5	201	40.2	52	0	1	1	1	0	1-0	0	0	5	320	64.0	2	0	
Oct. 6	at Wisconsin	4	166	41.5	59	0	1	0	1	1	1-1	31	0	5	322	64.4	2	0	
Oct. 13	at Northwestern	5	229	45.8	57	0	1	1	1	2	2-1	34	0	6	365	60.8	3	1	
Oct. 20	MINNESOTA	3	125	41.7	46	0	0	1	0	0	1-1	32	0	9	559	62.1	4	0	
Oct. 27	BETH.-COOKMAN	3	172	57.3	73	0	0	1	2	2	1-1	29	0	8	502	62.8	6	0	
Nov. 3	at Ohio State	8	270	33.8	54	1	1	2	1	0	1-1	18	0	7	364	52.0	2	1	
Nov. 10	ILLINOIS	4	173	43.2	55	0	0	0	1	1	1-1	27	0	9	521	57.9	3	0	
Totals		49	2074	42.3	73	1	4	8	9	9	13-9	35	0	63	3858	61.2	31	2	
Opponent		49	2100	42.9	79	1	6	14	10	20	15-12	50	0	63	3601	57.2	26	2	

OPPONENT GAME BY GAME

DATE	OPPONENT	[-----RUSHING-----] NO. YDS TD LG				[-----RECEIVING-----] NO. YDS TD LG				[-----PASSING-----] CMP-ATT-INT YDS TD LG				[-----KICK RET-----] NO YDS TD LG				[-----PUNT RET-----] NO YDS TD LG				TOTAL OFF.
Sept. 8	COLORADO	35	44	1	16	33	351	3	40	33-50-0	351	3	40	2	51	0	27	2	10	0	7	395
Sept. 15	TROY	34	143	2	57	14	110	0	39	14-21-1	110	0	39	1	13	0	13	3	65	1	58	253
Sept. 22	at Michigan	45	285	4	46	18	206	2	56	18-31-1	206	2	56	2	27	0	14	4	84	1	60	491
Sept. 29	PURDUE	37	188	4	42	25	328	1	51	25-42-0	328	1	51	3	68	0	29	1	6	0	6	516
Oct. 6	at Wisconsin	48	370	4	88	13	163	1	26	13-24-0	163	1	26	3	90	0	34	1	15	0	15	533
Oct. 13	at Northwestern	23	32	0	8	41	455	3	61	41-65-2	455	3	61	1	20	0	20	0	0	0	0	487
Oct. 20	MINNESOTA	36	125	3	11	20	349	1	69	20-36-1	349	1	69	5	158	0	87	1	7	0	7	474
Oct. 27	BETH.-COOKMAN	40	141	1	30	13	214	0	54	13-30-2	214	0	54	2	37	0	21	0	0	0	0	355
Nov. 3	at Ohio State	40	229	3	42	18	252	2	42	18-32-1	252	2	42	3	28	0	14	2	24	0	0	481
Nov. 10	ILLINOIS	49	383	5	41	11	126	0	34	11-25-2	126	0	34	6	83	0	18	3	-15	0	2	509
Opponent totals		387	1940	27	88	206	2554	13	69	206-356-10	2554	13	69	28	575	0	87	17	196	2	60	4494
Nebraska		401	2265	24	66	215	2561	17	75	215-329-10	2561	17	75	27	431	0	31	12	131	1	77	4826

DATE	OPPONENT	[-----TACKLES-----] SOL AST TOT TFL-YDS				[SACKS-] NO-YDS	[FUMBLE-] FF FR-YDS	INT-YDS	QBH	PBU	BLKD KICK	[---KICKS---XPTS-----] ATT-MAD RUN RCV				SAF	PTS
Sept. 8	COLORADO	46	42	88	7.0-25	2.0-12	0	2-0	1-22	2	0	0	3-3	0	0	0	33
Sept. 15	TROY	45	38	83	9.0-48	3.0-23	3	1-0	2-10	1	3	0	3-3	0	0	0	24
Sept. 22	at Michigan	40	12	52	14.0-65	4.0-39	1	1-0	1-0	4	2	0	7-6	0	0	1	56
Sept. 29	PURDUE	37	44	81	3.0-12	2.0-11	0	0-0	1-7	0	2	0	4-4	0	1	0	42
Oct. 6	at Wisconsin	35	16	51	5.0-16	2.0-12	2	1-0	0-0	7	3	0	5-5	0	0	0	41
Oct. 13	at Northwestern	48	44	92	4.0-12	1.0-7	2	1-10	2-0	3	0	0	4-4	0	0	0	34
Oct. 20	MINNESOTA	44	30	74	5.0-16	2.0-12	0	1-0	0-0	0	2	0	2-2	1	0	0	28
Oct. 27	BETH.-COOKMAN	35	18	53	4.0-29	4.0-29	2	0-0	2-23	1	1	0	0-0	0	0	0	9
Nov. 3	at Ohio State	43	36	79	5.0-16	1.0-7	0	1-0	0-0	1	2	1	4-4	0	0	1	36
Nov. 10	ILLINOIS	33	38	71	9.0-31	3.0-20	3	1-2	1-0	1	3	0	5-5	0	0	0	35
Opponent totals		406	318	724	65.0-270	24.0-172	15	9-12	10-62	20	18	1	37-36	1	1	2	338
Nebraska		385	326	711	53.0-244	24.0-162	10	8-5	10-16	28	49	1	39-38	1	1	1	323

DATE	OPPONENT	PUNTING										FIELD GOALS			KICKOFFS				
		NO	YDS	AVG	LG	BLK	TB	FC	50+	120	ATT-MADE	LG	BLKD	NO	YDS	AVG	TB	OB	
Sept. 8	COLORADO	5	217	43.4	54	0	0	1	1	1	4-2	40	0	7	405	57.9	3	0	
Sept. 15	TROY	5	269	53.8	79	0	1	2	2	1	1-1	37	0	5	310	62.0	2	0	
Sept. 22	at Michigan	3	178	59.3	64	0	0	0	3	2	2-2	50	0	10	568	56.8	4	0	
Sept. 29	PURDUE	7	289	41.3	49	0	1	3	0	5	2-2	31	0	8	457	57.1	3	0	
Oct. 6	at Wisconsin	3	122	40.7	44	0	2	0	0	1	2-2	30	0	8	520	65.0	6	0	
Oct. 13	at Northwestern	5	197	39.4	46	0	1	2	0	1	3-2	37	0	5	263	52.6	1	0	
Oct. 20	MINNESOTA	6	248	41.3	58	0	0	4	1	5	0-0	0	0	5	256	51.2	2	0	
Oct. 27	BETH-COOKMAN	7	260	37.1	54	0	0	0	1	2	1-1	28	0	2	86	43.0	0	1	
Nov. 3	at Ohio State	4	191	47.8	59	0	0	2	2	2	0-0	0	0	6	356	59.3	3	0	
Nov 10	ILLINOIS	4	129	32.2	45	1	1	0	0	0	0-0	0	0	7	380	54.3	2	1	
	Opponent totals	49	2100	42.9	79	1	6	14	10	20	15-12	50	0	63	3601	57.2	26	2	
	Nebraska	49	2074	42.3	73	1	4	8	9	9	13-9	35	0	63	3858	61.2	31	2	

TEAM COMPARISON

OPPONENT	SCORE	1ST DNS (RUN/PASS/PEN.)	RUSHING	PASSING	PASS YDS	TOTAL OFFENSE	RET YDS	T/O
COLORADO	28-33	25/26 (13/7; 9/16; 3/3)	54-329/35-44	19-29-1/33-50-0	236/351	83-565/85-395	43/83	3/0
TROY	19-24	22/12 (12/5; 7/4; 3/3)	48-187/34-143	19-27-2/14-21-1	177/110	75-364/55-253	70/88	3/2
Michigan	10-56	12/22 (5/12; 4/9; 3/1)	30-39/45-285	13-24-1/18-31-1	93/206	54-132/76-491	59/111	2/1
PURDUE	28-42	31/27 (14/10; 16/11; 1/6)	39-259/37-188	25-42-1/25-42-0	323/328	81-582/79-516	85/81	1/0
Wisconsin	24-41	26/26 (7/15; 17/9; 2/2)	24-111/48-370	26-44-0/13-24-0	407/163	68-518/72-533	38/105	1/1
Northwestern	31-34	24/30 (15/4; 9/21; 0/5)	47-231/23-32	25-35-2/41-65-2	251/455	82-482/88-487	90/30	3/2
MINNESOTA	53-28	28/22 (18/5; 9/16; 1/1)	43-383/36-125	25-30-0/20-36-1	276/349	73-659/72-474	32/165	1/1
BETH.-COOKMAN	45-9	23/16 (12/7; 11/8; 0/1)	33-226/40-141	17-31-2/13-30-2	242/214	64-468/70-355	82/60	2/3
Ohio State	31-36	27/23 (11/11; 14/10; 2/2)	49-184/40-229	22-33-0/18-32-1	266/252	82-450/72-481	23/52	1/3
ILLINOIS	54-35	22/25 (9/16; 12/7; 1/2)	34-316/49-383	24-34-1/11-25-2	290/126	68-606/74-509	61/70	2/5
Totals	323-338	240/229 (116/92; 108/111; 16/26)	401-2265/387-1940	215-329-10/206-356-10	2561/2554	730-4826/743-4494	583/845	19/18

Note: Game totals are displayed in the format TEAM/OPPONENT for each category

OPPONENT	3RD DOWN	4TH DOWN	TIME POSS	MARGIN	YDS/RUSH	YDS/PASS	YDS/PLAY	PUNTING	PENALTIES
COLORADO	5-13/6-18	0-3/2-3	29:45/30:15	-0:30	6.1/1.3	8.1/7.0	6.8/4.6	3-42.7/5-43.4	11-95/8-46
TROY	5-15/4-12	1-1/0-1	32:54/27:06	5:48	3.9/4.2	6.6/5.2	4.9/4.6	5-41.6/5-53.8	10-77/10-95
Michigan	3-13/7-15	0-0/1-2	24:31/35:29	-10:58	1.3/6.3	3.9/6.6	2.4/6.5	9-44.7/3-59.3	10-79/8-77
PURDUE	4-12/7-16	0-3/0-0	23:44/36:16	-12:32	6.6/5.1	7.7/7.8	7.2/6.5	5-40.2/7-41.3	11-136/10-75
Wisconsin	3-10/6-12	0-2/1-1	24:27/35:33	-11:06	4.6/7.7	9.2/6.8	7.6/7.4	4-41.5/3-40.7	10-100/5-50
Northwestern	7-16/8-18	0-1/2-2	30:07/29:53	0:14	4.9/1.4	7.2/7.0	5.9/5.5	5-45.8/5-39.4	9-89/1-5
MINNESOTA	8-12/5-14	0-0/1-3	29:02/30:58	-1:56	8.9/3.5	9.2/9.7	9.0/6.6	3-41.7/6-41.3	6-43/8-80
BETH.-COOKMAN	5-10/7-16	0-0/0-0	24:20/35:40	-11:20	6.8/3.5	7.8/7.1	7.3/5.1	3-57.3/7-37.1	5-35/6-34
Ohio State	4-14/3-9	1-1/0-1	33:33/26:27	7:06	3.8/5.7	8.1/7.9	5.5/6.7	8-33.8/4-47.8	5-44/6-46
ILLINOIS	4-12/7-13	3-3/2-2	29:49/30:11	-0:22	9.3/7.8	8.5/5.0	8.9/6.9	4-43.2/4-32.2	7-72/7-66
Totals	48-127/60-143	5-14/9-15	282:05/317:55	-35:50	5.6/5.0	7.8/7.2	6.6/6.0	49-42.3/49-42.9	770/574

Note: Game totals are displayed in the format TEAM/OPPONENT for each category

NEBRASKA RED ZONE CHART

NEBRASKA INSIDE OPPONENT RED-ZONE

DATE	OPPONENT	SCORE	TIMES IN RZ	TIMES SCORED	PTS	TOTAL TDS	RUSH TDS	PASS TDS	-----FGs-----	MADE	MISS	----- FAILED TO SCORE INSIDE RZ -----	DOWN	INT	FUMB	HALF	GAME
Sept. 8	Colorado	L, 28-33	3	2	14	2	2	0	0	0	0	1	0	0	0	0	0
Sept. 15	Troy	L, 19-24	5	4	19	2	0	2	2	1	0	0	0	0	0	0	0
Sept. 22	at Michigan *	L, 10-56	2	2	10	1	1	0	1	0	0	0	0	0	0	0	0
Sept. 29	Purdue *	L, 28-42	1	1	7	1	1	0	0	0	0	0	0	0	0	0	0
Oct. 6	at Wisconsin *	L, 24-41	3	3	17	2	1	1	1	0	0	0	0	0	0	0	0
Oct. 13	at Northwestern*	L, 31-34	5	4	24	3	3	0	1	0	0	0	0	0	1	0	0
Oct. 20	Minnesota *	W, 53-28	4	4	24	3	2	1	1	0	0	0	0	0	0	0	0
Oct. 27	Bethune-Cookman	W, 45-9	5	5	31	4	3	1	1	0	0	0	0	0	0	0	0
Nov. 3	at Ohio State *	L, 31-36	6	5	31	4	3	1	1	0	0	0	0	1	0	0	0
Nov. 10	Illinois *	W, 54-35	5	4	24	3	2	1	1	0	0	0	1	0	0	0	0
Totals			39	34	201	25	18	7	9	1	1	1	1	1	1	1	0

34 of 39 (87.2%)

OPPONENT INSIDE NEBRASKA RED-ZONE

DATE	OPPONENT	SCORE	TIMES IN RZ	TIMES SCORED	PTS	TOTAL TDS	RUSH TDS	PASS TDS	-----FGs-----	MADE	MISS	----- FAILED TO SCORE INSIDE RZ -----	DOWN	INT	FUMB	HALF	GAME
Sept. 8	Colorado	L, 28-33	5	4	24	3	1	2	1	1	0	0	0	0	0	0	0
Sept. 15	Troy	L, 19-24	2	2	10	1	1	0	1	0	0	0	0	0	0	0	0
Sept. 22	at Michigan *	L, 10-56	6	5	30	4	3	1	1	0	0	0	1	0	0	0	0
Sept. 29	Purdue *	L, 28-42	6	6	35	4	3	1	2	0	0	0	0	0	0	0	0
Oct. 6	at Wisconsin *	L, 24-41	5	5	27	3	2	1	2	0	0	0	0	0	0	0	0
Oct. 13	at Northwestern*	L, 31-34	3	3	13	1	0	1	2	0	0	0	0	0	0	0	0
Oct. 20	Minnesota *	W, 53-28	6	4	28	4	3	1	0	0	1	1	1	0	0	0	0
Oct. 27	Bethune-Cookman	W, 45-9	4	2	9	1	1	0	1	0	1	1	1	0	0	0	0
Nov. 3	at Ohio State *	L, 31-36	4	3	21	3	2	1	0	0	0	0	1	0	0	0	0
Nov. 10	Illinois *	W, 54-35	5	5	35	5	5	0	0	0	0	0	0	0	0	0	0
Totals			46	39	232	29	21	8	10	1	2	4	0	0	0	0	0

39 of 46 (84.8%)

NEBRASKA & OPPONENT LONG PLAYS & DRIVE INFORMATION

LONG SEASON PLAYS (20 OR MORE YARDS)

	[-----NEBRASKA-----]				[-----OPPONENT-----]			
	RUSH	PASS	RET	TOT	RUSH	PASS	RET	TOT
Colorado	4	3	1	8	0	4	3	7
Troy	3	2	2	7	2	1	1	4
Michigan	1	3	1	5	4	3	1	8
Purdue	3	6	2	11	1	5	1	7
Wisconsin	1	5	1	7	4	1	2	7
Northwestern	3	3	1	0	0	5	0	5
Minnesota	8	2	1	11	0	6	2	8
Bethune-Cookman	2	4	1	7	1	3	0	4
Ohio State	1	3	0	4	3	4	0	7
Illinois	4	5	0	9	1	6	0	7
TOTALS	30	36	10	76	16	38	10	64

LONG DRIVE SUPERLATIVES

	NEBRASKA	OPPONENT
Most Yards (Result)	97 at Northwestern (TD)	99 at Northwestern (TD)
Most Plays (Result)	17 Illinois (TD)	15 at Wis. (FG); at NW (FG)
Most Time (Result)	7:48 Illinois (TD)	7:52 at Wisconsin (FG)

NEBRASKA LONG PLAYS (76; 30 RUNS; 36 PASSES; 10 RETURNS)

YDS	OPPONENT	PLAY	RESULT
77	Bethune-Cookman	PR (Spielman)	Touchdown
75	Wisconsin	Pass (Martinez-Spielman)	Touchdown
67	Minnesota	Pass (Martinez-Morgan)	Touchdown
66	Illinois	Run (Ozigbo)	Touchdown
60	Illinois	Run (Ozigbo)	Touchdown
59	Minnesota	Run (Ozigbo)	Touchdown
57	Colorado	Pass (Martinez-Spielman)	Touchdown
53	Minnesota	Run (Martinez)	1st-Goal
49	Illinois	Run (Washington)	1st-10
46	Ohio State	Pass (Martinez-Morgan)	1st-10
45	Colorado	Run (Bell)	1st-10
42	Northwestern	Pass (Martinez-Spielman)	Touchdown
41	Colorado	Run (Martinez)	Touchdown
41	Ohio State	Pass (Martinez-Allen)	1st-10
40	Minnesota	Run (Ozigbo)	Touchdown
40	Bethune-Cookman	Pass (Martinez-Spielman)	1st-10
38	Wisconsin	Pass (Martinez-Spielman)	1st-10
37	Illinois	Pass (Martinez-Morgan)	Touchdown
37	Bethune-Cookman	Pass (Martinez-Stoll)	1st-Goal
37	Minnesota	Run (Martinez)	1st-10
37	Northwestern	Run (Ozigbo)	1st-10
35	Minnesota	Pass (Martinez-Morgan)	Touchdown
35	Purdue	Run (Ozigbo)	1st-10
33	Purdue	Pass (Martinez-Stoll)	1st-10
33	Northwestern	Run (Ozigbo)	1st-10
33	Troy	Pass (Bunch-Morgan)	1st-10
32	Illinois	Pass (Martinez-Morgan)	Touchdown
32	Michigan	Pass (Martinez-Morgan)	1st-10
31	Troy	KOR (Spielman)	1st-10
30	Wisconsin	Pass (Martinez-Spielman)	1st-10
30	Illinois	Run (Martinez)	1st-10
30	Illinois	Pass (Martinez-Morgan)	1st-10
29	Bethune-Cookman	Run (Ozigbo)	1st-10
29	Troy	Run (Washington)	1st-10
28	Wisconsin	Run (Martinez)	1st-10
27	Bethune-Cookman	Pass (Martinez-Morgan)	Touchdown
27	Michigan	Pass (Bunch-Morgan)	1st-10
27	Northwestern	KOR (Washington)	1st-10
26	Minnesota	Run (Ozigbo)	1st-10
26	Northwestern	Pass (Martinez-Morgan)	1st-10
26	Troy	Pass (Bunch-Rafdal)	1st-10
26	Purdue	Pass (Martinez-Morgan)	1st-10
25	Colorado	Run (Martinez)	1st-10
25	Colorado	Pass (Bunch-Morgan)	1st-10
25	Wisconsin	KOR (Washington)	1st-10
25	Wisconsin	Pass (Martinez-Morgan)	1st-10
24	Wisconsin	Pass (Martinez-Washington)	1st-10
24	Michigan	KOR (Spielman)	1st-10
24	Purdue	KOR (Spielman)	1st-10
24	Northwestern	Pass (Martinez-Williams)	1st-10
24	Ohio State	Run (Martinez)	1st-10
23	Purdue	Run (Ozigbo)	Touchdown
23	Purdue	Run (Martinez)	1st-10
23	Michigan	Run (Bunch)	1st-10
23	Michigan	Pass (Bunch-Mazour)	1st-10
23	Troy	KOR (Spielman)	1st-10
23	Illinois	Pass (Martinez-Spielman)	1st-10
22	Minnesota	Run (Martinez)	1st-10
22	Minnesota	Run (Washington)	1st-10
21	Northwestern	Run (Ozigbo)	1st-10
21	Colorado	Pass (Martinez-Morgan)	1st-10
21	Troy	Run (Washington)	1st-10
21	Purdue	Pass (Martinez-Morgan)	1st-10
21	Purdue	Pass (Martinez-Spielman)	1st-10
21	Purdue	Pass (Martinez-Spielman)	Touchdown
21	Purdue	Pass (Martinez-Spielman)	Touchdown
21	Purdue	KOR (Mazour)	1st-10
21	Bethune-Cookman	Pass (Vedral-Jones)	1st-10
20	Troy	Run (Washington)	1st-10
20	Colorado	Run (Bell)	1st-10
20	Colorado	KOR Spielman	1st-10
20	Minnesota	Run (Washington)	1st-Goal
20	Minnesota	KOR (Washington)	1st-10
20	Bethune-Cookman	Run (Vedral)	Touchdown
20	Ohio State	Pass (Martinez-Washington)	1st-10
20	Illinois	Pass (Martinez-Spielman)	1st-10

OPPONENT LONG PLAYS 64; 16 RUNS; 38 PASSES; 10 RETURNS)

YDS	OPPONENT	PLAY	RESULT
88	Wisconsin	Run (J. Taylor)	Touchdown
87	Minnesota	KOR (Douglas)	1st-10
69	Minnesota	Pass (Morgan-Autman-Bell)	1st-Goal
61	Northwestern	Pass (Thorson-Nagel)	Touchdown
60	Michigan	PR (Peoples-Jones)	TD
58	Troy	PR (Rookard)	Touchdown
57	Troy	Run (S. Smith)	1st-10
56	Michigan	Pass (McCaffrey-Bell)	TD
54	Bethune-Cookman	Pass (Israel-Francois)	1st-Goal
40	Bethune-Cookman	Pass (Israel-Francois)	1st-10
51	Purdue	Pass (Blough-Hopkins)	1st-10
48	Purdue	Pass (Blough-Zico)	1st-10
46	Michigan	Run (Higdon)	1st-10
44	Michigan	Run (Higdon)	TD
42	Purdue	Run (Knox)	Touchdown
42	Ohio State	Run (Dobbins)	Touchdown
42	Ohio State	Pass (Haskins-Dixon)	1st-10
41	Illinois	Run (Bush)	1st-10
40	Colorado	Pass (Montez-Shenault)	Touchdown
40	Purdue	Pass (Blough-Moore)	1st-10
39	Troy	Pass (Barker-Willis)	1st-10
37	Colorado	Pass (Montez-Shenault)	1st-10
37	Ohio State	Run (Weber)	1st-10
34	Wisconsin	KOR (Cruickshank)	1st-10
34	Illinois	Pass (Bush-Corbin)	1st-Goal
33	Illinois	Run (Brown)	1st-10
33	Illinois	Run (Bonner)	1st-Goal
32	Northwestern	Pass (Thorson-Nagel)	1st-10
31	Minnesota	Pass (Morgan-Green)	1st-Goal
30	Bethune-Cookman	Run (Adams)	1st-10
30	Ohio State	Pass (Haskins-Hill)	1st-10
29	Purdue	KOR (Moore)	1st-10
28	Colorado	Pass (Montez-Shenault)	1st-10
28	Wisconsin	KOR (Cruickshank)	1st-10
28	Minnesota	Pass (Annexstad-Johnson)	1st-10
27	Northwestern	Pass (Thorson-Skowronek)	1st-10
27	Northwestern	Pass (Thorson-Skowronek)	1st-10
27	Colorado	KOR (Blackmon)	1st-10
27	Ohio State	Run (Weber)	1st-10
26	Ohio State	Pass (Haskins-Dixon)	1st-10
26	Troy	Run (B. Smith)	Touchdown
26	Michigan	Run (Wilson)	1st-10
26	Wisconsin	Pass (Hornbrook-A. Taylor)	1st-10
26	Bethune-Cookman	Pass (Israel-Robinson)	1st-10
26	Minnesota	Pass (Morgan-Johnson)	1st-10
25	Michigan	Run (Higdon)	1st-10
25	Purdue	Pass (Blough-Hopkins)	1st-10
24	Colorado	KOR (Nixon)	1st-10
24	Wisconsin	Run (Groshek)	1st-10
24	Minnesota	Pass (Annexstad-Johnson)	1st-10
23	Minnesota	KOR (Douglas)	1st-10
23	Michigan	Pass (Patterson-Collins)	1st-10
23	Illinois	Run (Bush)	1st-10
22	Colorado	IR (Landman)	1st-10
22	Ohio State	Pass (Haskins-Dobbins)	1st-10
22	Purdue	Pass (Blough-Horvath)	1st-10
21	Michigan	Pass (Patterson-Gentry)	1st-10
21	Wisconsin	Run (J. Taylor)	Touchdown
21	Northwestern	Pass (Thorson-Nagel)	Touchdown
20	Colorado	Pass (Montez-Winfrey)	1st-10
20	Wisconsin	Run (Deal)	Touchdown
20	Minnesota	Pass (Morgan-Johnson)	1st-10
20	Illinois	Run (Corbin)	1st-10
20	Illinois	Run (Bush)	1st-10

GAME-OPENING DRIVES

	[-----NEBRASKA-----]			[-----OPPONENT-----]		
OPPONENT	PTS.	1ST DWN	YDS	PTS.	1ST DWN	YDS
Colorado	0	3	62	7	4	86
Troy	0	1	7	0	0	8
Michigan	0	1	33	7	2	64
Purdue	7	5	75	7	3	71
Wisconsin	0	1	9	3	4	63
Northwestern	7	2	75	0	1	19
Minnesota	7	3	75	0	3	24
Bethune-Cookman	7	4	65	0	0	9
Ohio State	7	5	75	0	0	9
Illinois	7	2	75	7	4	76

SECOND-HALF OPENING DRIVES

	[-----NEBRASKA-----]			[-----OPPONENT-----]		
OPPONENT	PTS.	1ST DWN	YDS	PTS.	1ST DWN	YDS
Colorado	0	0	0	3	4	55
Troy	0	2	24	0	2	38
Michigan	0	0	3	0	2	18
Purdue	0	1	12	0	1	28
Wisconsin	7	1	75	7	4	71
Northwestern	7	6	97	0	2	39
Minnesota	0	1	8	0	1	75
Bethune-Cookman	0	0	4	0	3	36
Ohio State	0	2	26	0	3	57
Illinois	7	5	82	0	2	26

NEBRASKA & OPPONENT SCORING DRIVES, MISCELLANEOUS STATS

SCORING DRIVES

GAME	SCORING DRIVES	[----TIME-----]		[---PLAYS---]		5 OR LESS	1 OR 0
		TOT	AVG.	TOT	AVG.		
Colorado	3	11:11	3:43	29	9.67	0	0
Troy	4	11:16	2:49	31	7.75	2	0
Michigan	2	6:44	3:22	15	7.50	0	0
Purdue	4	8:21	2:05	26	6.50	1	0
Wisconsin	4	9:46	2:26	27	6.75	1	0
Northwestern	5	14:51	2:58	41	8.20	2	0
Minnesota	8	20:43	2:35	51	6.38	5	0
Bethune-Cookman	7	14:05	2:00	41	5.86	2	1
Ohio State	5	19:53	3:58	44	8.80	0	0
Illinois	9	20:00	2:13	48	5.33	6	1
TOTAL	51	136:50	2:40	353	6.9	19	2
OPPONENTS	56	142:05	2:32	372	6.64	18	6

PENALTY NUMBERS

	NU PEN.-YDS.	OPP. PEN.-YDS
Colorado	11-95	8-46
Troy	10-77	10-95
Michigan	10-79	8-77
Purdue	11-136	10-75
Wisconsin	10-100	5-50
Northwestern	9-89	1-5
Minnesota	6-43	8-80
Bethune-Cookman	5-35	6-34
Ohio State	5-44	6-46
Illinois	7-72	7-66
TOTALS (AVG. PER PEN.)	84-770 (9.2)	69-574 (8.2)
AVG-GAME	8.4-77.0	6.9-57.4

NEBRASKA SCORING DRIVES

OPPONENT	[----DRIVE----]				PLAY
	PLAYS	YDS	TIME	SCORE	
Colorado	8	75	3:00	7-14	1st/3:47 Martinez 41-yd. run
Colorado	8	52	2:47	14-14	2nd/10:15 Ozigbo 8-yd. run
Colorado	8	79	3:07	21-14	2nd/2:24 Martinez 3-yd. run
Colorado	6	80	2:17	28-20	3rd/5:35 Spielman 57-yd. pass from Martinez
Troy	5	65	2:02	7-17	2nd/3:02 Morgan 9-yd. pass from Bunch
Troy	4	2	1:18	10-17	3rd/10:25 Pickering 23-yd. FG
Troy	11	47	4:06	13-17	3rd/3:02 Pickering 32-yd. FG
Troy	11	75	3:50	19-24	4th/2:55 Spielman 7-yd. pass from Bunch
Michigan	8	55	4:25	3-46	3rd/5:25 Pickering 35-yd. FG
Michigan	7	80	3:06	10-56	4th/4:14 Mazour 3-yd. run
Purdue	10	75	3:40	7-0	1st/11:20 Ozigbo 18-yd. run
Purdue	6	53	2:02	14-17	3rd/6:18 Spielman 21-yd. pass from Martinez
Purdue	3	69	0:47	21-35	3rd/2:32 Spielman 21-yd. pass from Martinez
Purdue	7	75	1:52	28-42	4th/13:04 Ozigbo 23-yd. run
Wisconsin	6	61	3:30	3-6	2nd/9:55 Pickering 32-yd. FG
Wisconsin	2	75	0:47	10-20	3rd/14:13 Spielman 75-yd. pass from Martinez
Wisconsin	8	75	2:30	17-34	3rd/4:20 Stoll 12-yd. pass from Martinez
Wisconsin	7	95	3:25	24-41	4th/9:11 Martinez 7-yd. run
Northwestern	4	75	1:28	7-0	1st/13:32 Spielman 42-yd. pass from Martinez
Northwestern	8	83	2:11	13-14	2nd/0:42 Ozigbo 12-yd. run
Northwestern	15	97	5:43	20-14	3rd/7:07 Ozigbo 1-yd. run
Northwestern	5	76	1:46	28-14	4th/13:40 Washington 3-yd. run
Northwestern	9	19	3:43	31-21	4th/5:41 Pickering 34-yd. FG
Minnesota	7	75	1:56	7-0	1st/13:03 Ozigbo 40-yd. run
Minnesota	4	90	1:10	14-0	1st/1:25 Ozigbo 59-yd. run
Minnesota	9	85	3:08	21-0	2nd/11:40 Martinez 3-yd. run
Minnesota	5	72	2:25	28-0	2nd/1:58 Spielman 9-yd. pass from Martinez
Minnesota	4	74	1:12	36-22	3rd/6:04 Morgan 35-yd. pass from Martinez
Minnesota	14	82	7:03	39-22	4th/7:53 Pickering 32-yd. FG
Minnesota	3	80	1:33	46-22	4th/5:19 Morgan 67-yd. pass from Martinez
Minnesota	5	32	2:16	53-28	4th/1:57 Washington 3-yd. run
Beth.-Cookman	7	65	2:23	7-0	1st/12:31 Ozigbo 14-yd. run
Beth.-Cookman	0	0	0:00	14-0	1st/10:47 Spielman 77-yd. return
Beth.-Cookman	6	76	2:19	21-3	1st/6:08 Morgan 3-yd. pass from Martinez
Beth.-Cookman	8	69	2:26	28-3	1st/2:55 Morgan 27-yd. pass from Martinez
Beth.-Cookman	7	74	2:44	35-3	2nd/5:02 Washington 8-yd. run
Beth.-Cookman	8	33	2:36	38-3	2nd/0:12 Pickering 29-yd. FG
Beth.-Cookman	5	36	1:37	45-3	4th/13:39 Vedral 20-yd. run
Ohio State	12	75	5:04	7-0	1st/9:56 Ozigbo 1-yd. run
Ohio State	10	64	4:00	14-16	2nd/4:52 Martinez 2-yd. run
Ohio State	8	47	3:54	21-16	2nd/0:15 Martinez 2-yd. run
Ohio State	7	65	3:20	24-30	4th/7:46 Pickering 18-yd. FG
Ohio State	7	75	1:55	31-36	4th/2:57 Spielman 17-yd. pass from Martinez
Illinois	3	75	1:02	7-0	1st/13:58 Morgan 37-yd. pass from Martinez
Illinois	7	89	3:06	14-7	1st/7:27 Martinez 9-yd. run
Illinois	5	75	1:46	21-14	1st/1:54 Morgan 32-yd. pass from Martinez
Illinois	7	45	3:19	24-14	2nd/10:36 Pickering 27-yd. FG
Illinois	3	77	1:13	31-14	2nd/6:00 Ozigbo 66-yd. run
Illinois	3	7	0:17	38-21	2nd/0:03 Stoll 12-yd. pass from Martinez
Illinois	17	82	7:48	45-21	3rd/4:12 Ozigbo 4-yd. run
Illinois	3	75	1:22	54-28	4th/6:15 Ozigbo 60-yd. run

NEBRASKA POINTS OFF TURNOVERS

GAME	TOs GAINED	TD	FG-FGA	PTS.	(NU FUM./LOST, INT)
Colorado	0 (0/0 F/L, 0 INT)	0	0-0	0	3 (3/2 F/L, 1 INT)
Troy	2 (3/1 F/L, 1 INT)	0	1-1	3	3 (4/1 F/L, 2 INT)
Michigan	1 (2/0 F/L, 1 INT)	1	0-0	7	2 (1/1 F/L, 1 INT)
Purdue	0 (0/0 F/L, 0 INT)	0	0-0	0	1 (1/0 F/L, 1 INT)
Wisconsin	1 (1/1 F/L, 0 INT)	0	0-0	0	1 (2/1 F/L, 1 INT)
Northwestern	2 (0/0 F/L, 2 INT)	1	1-1	10	3 (3/1 F/L, 2 INT)
Minnesota	1 (0/0 F/L, 1 INT)	1	0-0	7	1 (2/1 F/L, 0 INT)
Beth.-Cookman	3 (1/1 F/L, 2 INT)	0	1-1	3	2 (2/0 F/L, 2 INT)
Ohio State	3 (6/2 F/L, 1 INT)	2	0-0	14	1 (2/1 F/L, 0 INT)
Illinois	5 (7/3 F/L, 2 INT)	3	1-1	24	2 (3/1 F/L, 1 INT)
TOTALS	18 (20/8 F/L, 10 INT)	8	4-4	68	19 (23/9 F/L, 10 INT)
OPPONENTS	19 (23/9 F/L, 10 INT)	7	1-3	51	18 (20/8 F/L, 10 INT)

STARTING FIELD POSITION*

GAME	NU AVG. START	OPP. AVG. START	NU DIFF.
	(yards/drives/in 20/past 50)	(yards/drives/in 20/past 50)	
Colorado	26.7 (401/15/3/1)	33.2 (465/14/2/2)	-6.5
Troy	29.3 (381/13/2/1)	30.5 (397/13/2/1)	-1.2
Michigan	22.6 (339/15/4/0)	35.3 (494/14/2/3)	-12.7
Purdue	22.1 (331/15/5/0)	31.3 (438/14/1/0)	-9.2
Wisconsin	23 (276/12/2/0)	31.7 (380/12/1/0)	-8.7
Northwestern	30.0 (390/13/3/3)	20.7 (269/13/3/0)	9.3
Minnesota	21.2 (297/14/6/1)	38.2 (497/13/1/2)	-17.0
Bethune-Cookman	27.6 (304/11/3/2)	25.5 (332/13/3/0)	2.1
Ohio State	25.1 (347/14/4/1)	31.8 (477/15/2/2)	-6.7
Illinois	33.3 (499/15/2/2)	26.5 (397/15/2/1)	6.8
TOTALS	26.0 (3565/137/34/11)	30.5 (4146/136/19/12)	-4.5

*does not include drives with time of 0:00 (i.e. defensive and special teams touchdowns, end of half turnovers, overtime, etc.)

OPPONENT SCORING DRIVES

OPPONENT	[----DRIVE----]				PLAY
	PLAYS	YDS	TIME	SCORE	
Colorado	8	86	3:05	7-0	1st/9:00 MacIntyre 3-yd. pass from Montez
Colorado	4	24	1:42	14-0	1st/6:47 Shenault 3-yd. run
Colorado	11	52	1:51	17-21	2nd/0:28 Stefanou 40-yd. FG
Colorado	12	55	3:55	20-21	3rd/10:59 Stefanou 35-yd. FG
Colorado	11	75	4:11	27-28	3rd/1:24 MacIntyre 8-yd. pass from Montez
Colorado	7	77	1:17	33-28	4th/1:06 Shenault 40-yd. pass from Montez
Troy	6	43	3:00	3-0	1st/7:23 Sumpter 37-yd. FG
Troy	0	0	0:00	10-0	2nd/12:17 Rookard 58-yd. punt return
Troy	5	80	3:21	17-0	2nd/5:12 B. Smith 9-yd. run
Troy	10	62	4:32	24-13	4th/6:45 B. Smith 26-yd. run
Michigan	6	64	2:56	7-0	1st/10:27 Mason 1-yd. run
Michigan	1	44	0:10	14-0	1st/8:58 Higdon 44-yd. run
Michigan	8	66	4:13	20-0	1st/3:09 Mason 4-yd. run
Michigan	4	3	0:50	23-0	2nd/14:11 Nordin 50-yd. FG
Michigan	10	59	4:28	30-0	2nd/8:20 Gentry 5-yd. pass from Patterson
Michigan	3	34	1:19	37-0	2nd/5:25 Mason 1-yd. run
Michigan	0	0	0:00	39-0	2nd/4:03 Team Safety
Michigan	0	0	0	46-0	3rd/9:01 Peoples-Jones 60-yd. punt return
Michigan	11	55	4:25	49-3	3rd/0:58 Nordin 38-yd. FG
Michigan	2	56	0:17	56-3	3th/14:21 Bell 56-yd. pass from McCaffrey
Purdue	6	71	3:15	7-7	1st/7:57 Knox 42-yd. run
Purdue	5	45	1:59	7-10	1st/3:40 Evans 31-yd. FG
Purdue	10	71	3:01	7-17	2nd/12:51 Blough 1-yd. run
Purdue	12	72	4:54	7-20	2nd/0:30 Evans 25-yd. FG
Purdue	6	51	2:45	7-27	3rd/8:25 Hopkins 12-yd. pass from Blough
Purdue	8	90	2:48	14-35	3rd/3:24 Knox 6-yd. run
Purdue	6	75	2:36	21-42	4th/14:56 Jones 6-yd. run
Wisconsin	15	63	7:53	3-0	1st/7:08 Gaglianone 30-yd. FG
Wisconsin	9	41	4:12	6-0	2st/12:58 Gaglianone 28-yd. FG
Wisconsin	6	64	2:55	13-3	2nd/6:23 Taylor 3-yd. run
Wisconsin	6	63	1:31	20-3	2nd/0:42 Ferguson 14-yd. pass from Hornbrook
Wisconsin	7	71	3:02	27-10	3rd/11:05 J. Taylor 21-yd. run
Wisconsin	6	59	2:56	34-10	3rd/6:50 Deal 20-yd. run
Wisconsin	1	88	0:13	41-17	4th/12:50 J. Taylor 88-yd. run
Northwestern	9	80	3:03	7-7	2nd/7:41 Nagel 21-yd. pass from Thorson
Northwestern	0	0	0:00	14-7	2nd/3:01 Brown 16-yd. fumble return
Northwestern	4	75	1:09	21-18	4th/12:31 Nagel 61-yd. pass from Thorson
Northwestern	15	62	3:14	24-31	4th/2:27 Luckenbaugh 31-yd. FG
Northwestern	8	99	1:50	31-31	4th/0:12 Jefferson 5-yd. pass from Thorson
Northwestern	4	6	0:00	34-31	OT Luckenbaugh 37-yd. FG
Minnesota	8	68	0:59	7-28	2nd/0:52 Douglas 13-yd. pass from Annexstad
Minnesota	4	75	1:11	15-28	3rd/13:49 Ibrahim 1-yd. run
Minnesota	8	79	3:48	22-28	3rd/7:22 Green 4-yd. run
Minnesota	3	44	1:01	28-45	4th/4:14 Morgan 9-yd. run
Beth.-Cookman	8	64	2:19	3-14	1st-8:28 Hernandez 28-yd. FG
Beth.-Cookman	10	82	7:08	9-45	4th/0:00 Adams 5-yd. run
Ohio State	0	0	0:00	2-7	1st/7:10 Jones safety
Ohio State	6	68	1:52	9-7	1st/5:11 Dixon 42-yd. pass from Haskins
Ohio State	7	57	2:29	7-16	1st/1:51 Dobbins 10-yd. run
Ohio State	8	80	3:10	21-23	3rd/5:39 Dobbins 3-yd. run
Ohio State	3	47	1:15	30-21	3rd/1:43 Campbell 9-yd. pass from Haskins
Ohio State	7	82	2:48	36-24	4th/4:52 Dobbins 42-yd. run
Illinois	8	76	3:14	7-7	1st/10:39 Bush 11-yd. run
Illinois	8	76	3:43	14-14	1st/3:40 Bush 8-yd. run
Illinois	12	75	5:02	21-31	1st/0:58 Bush 2-yd. run
Illinois	3	39	1:22	28-47	4th/7:44 Bonner 2-yd. run
Illinois	7	93	2:46	35-54	4th/3:21 Brown 15-yd. run

INDIVIDUAL CAREER/SEASON SUPERLATIVES

SEASON AND CAREER, MOST PASSING YARDS

PLAYER	2018	CAREER	2017	CAREER
Adrian Martinez	384 vs. Wisconsin	same	75* vs. Wisconsin (Spielman)	same
Andrew Bunch	177 vs. Troy	same	33 vs. Troy (Morgan)	same
Noah Vedral	29 vs. Bethune-Cookman	same	21 vs. Beth.-Cookman (Jones)	same

*-Indicates touchdown pass

SEASON AND CAREER, MOST RECEIVING YARDS

PLAYER	2018	CAREER	2018	CAREER
Austin Allen	41 at Ohio State	same	41 at Ohio State (Martinez)	same
Jaylin Bradley	none	31 at Purdue, 2017	none	13 at Purdue, 2017 (Lee)
Greg Bell	6 vs. Troy	same	6 vs. CU, Troy (Bunch, Bunch)	same
Andre Hunt	none	same	none	same
Miles Jones	21 vs. Bethune-Cookman	same	21 vs. Beth.-Cookman (Vedral)	same
Katerian Legrone	8 vs. Bethune-Cookman	same	8 vs. Beth.-Cookman (Vedral)	same
Wyatt Mazour	21 at Michigan	same	21 at Michigan (Bunch)	same
Stanley Morgan Jr.	163 vs. Minnesota	185 at Penn State, 2017	67* vs. Minnesota (Martinez)	80* vs. Wisconsin, 2017 (Lee)
Devine Ozigbo	33 at Northwestern	42 at Purdue, 2015	18 at Northwestern (Martinez)	39 vs. Wyoming (2016) (Armstrong)
Kurt Roldal	26 vs. Troy	same	26 vs. Troy (Martinez)	same
Bryan Reimers	9 vs. Bethune-Cookman	22 twice	9 vs. Beth.-Cookman (Martinez)	22* twice (both touchdowns)
JD Spielman	209 vs. Wisconsin	same	75* vs. Wisconsin (Martinez)	77* vs. Ohio State, 2017 (Lee)
Jack Stoll	51 vs. Purdue	same	37 vs. Beth.-Cookman (Martinez)	same
Kade Warner	16 vs. Purdue	same	10 vs. Purdue (Martinez)	same
Maurice Washington	53 vs. Wisconsin	same	24 vs. Wisconsin (Martinez)	same
Mikale Wilbon	none	28 vs. BYU, 2015	none	14 vs. BYU, 2015 (Armstrong)
Mike Williams	41 at Northwestern	same	21 at Northwestern (Martinez)	same
Jaron Woodyard	10 vs. Purdue	same	10 vs. Purdue (Martinez)	same
Conor Young	none	31 vs. Ohio State, 2017	none	23 vs. Ohio State, 2017 (Lee)

*-Indicates touchdown scored

SEASON AND CAREER, MOST RUSHING YARDS

PLAYER	2018	CAREER	2018	CAREER
Jaylin Bradley	none	42 at Purdue, 2017	none	20 at Purdue, 2017
Andrew Bunch	23 at Michigan	same	23 at Michigan	same
Caleb Lightbourn	none	4 vs. Wyoming, 2016	none	4 vs. Wyoming, 2016
Tyjon Lindsey	9 vs. Colorado	same	9 vs. Colorado	same
Adrian Martinez	125 vs. Minnesota	same	53 vs. Minnesota	same
Wyatt Mazour	55 vs. Bethune-Cookman	same	18 vs. Bethune-Cookman	same
Stanley Morgan Jr.	4 at Ohio State	Same	4 at Ohio State	same
Devine Ozigbo	170 vs. Purdue	same	66* vs. Illinois	same
Austin Rose	7 vs. Illinois	same	7 vs. Illinois	same
JD Spielman	8 at Northwestern	45 vs. Northwestern,	6 at Ohio State	40 vs. Northwestern, 2017
Noah Vedral	13 vs. Bethune-Cookman	same	20* vs. Bethune-Cookman	same
Kade Warner	4 vs. Illinois	same	4 vs. Illinois	same
Maurice Washington	104 vs. Minnesota	same	49 vs. Illinois	same
Mikale Wilbon	5 vs. Illinois	90 vs. Northern Illinois, 2017	4 vs. Illinois	32 at Northwestern, 2016

*-Indicates touchdown scored

SEASON AND CAREER, MOST TACKLES, TFLS AND SACKS

PLAYER	TACKLES (2018)	CAREER	TFL (2018)	CAREER	SACKS (2018)	CAREER
Freedom Akinmoladun	5 at Wisconsin	6 at Miami, 2015	2 vs. Colorado	2 four times, vs. Colorado	1.5 vs. Colorado	2.0 twice
Avery Anderson	none	1 three times	none	none	none	none
Fyn Anderson	1 vs. BCU	same	none	same	none	same
Mohamed Barry	12 vs. Colorado	same	3 at Mich., BCU	same	1.0 at Michigan, BCU	none
Dicaprio Bootle	7 vs. Purdue	same	none	1 vs. Ohio State, 2017	none	none
Tony Butler	none	1 twice	none	none	none	none
Ethan Cox	1 vs. BCU	same	none	same	none	same
Braxton Clark	1 vs. BCU	same	none	same	none	same
Damion Daniels	4 vs. Beth.-Cookman	same	1 vs. Beth.-Cookman	same	none	same
Alex Davis	3 at Wisconsin	4 vs. Northwestern, 2017	none	2 vs. Iowa, 2017	none	1.0 at Penn State, 2017
Carlos Davis	4 at Wisconsin	6 twice	1 vs. Colorado; Troy	2 at Illinois, 2017	1 vs. Troy	1.0 four times
Khalil Davis	7 vs. Purdue	same	2 3x, last vs. Ill.	2 5x, last vs. Illinois, 2018	2.0 vs. Colorado	same
Marquel Dismuke	3 at Northwestern	9 vs. Wisconsin, 2017	none	none	none	none
JoJo Domann	7 at Ohio State	same	1 at Ohio State	none	1.0 at Ohio State	none
Tyrin Ferguson	10 vs. Colorado	same	2 vs. Colorado	none	1.0 vs. Colorado	none
Luke Gifford	11 vs. Colorado	same	4 vs. Northwestern	same	1.5 vs. Colorado	same
Will Honas	8 vs. Troy	same	1 vs. Troy	same	none	same
Matt Jarzynka	1 vs. BCU	same	1 vs. BCU	same	1 vs. BCU	same
Lamar Jackson	3 three times	8 at Purdue, 2017	none	2 vs. Fresno State, 2016	none	1.0 vs. Fresno St., 2016
Eric Lee Jr.	5 vs. Purdue; at Wis.	7 vs. Arkansas St., 2017	none	1 twice	none	1 at Ohio St., 2016
Collin Miller	5 vs. Minnesota	same	none	none	none	none
DaiShon Neal	2 at Michigan	2 at Michigan	none	none	none	none
Tre Neal	10 vs. Minn., Ill.	same	1 vs. Troy	same	none	same
Peyton Newell	2 at Michigan	2 2x, last at Michigan 2018	none	none	none	none
Antonio Reed	7 at Ohio State	15 at Minnesota, 2017	none	1 twice	none	none
Mick Stoltenberg	2 at Michigan; Illinois	7 vs. Northwestern, 2017	1 vs. Illinois	2 vs. Iowa, 2017	1.0 vs. Illinois	1.0 three times
Ben Stille	4 vs. Purdue	4 four times	1 5x last vs. BCU	3 at Illinois, 2017	1.0 vs. BCU	1.0 eight times
Jeremiah Stovall	2 three times	same	none	none	none	none
Eli Sullivan	1 vs. BCU	2 at Purdue, 2017	none	none	none	none
Caleb Tannor	2 vs. Illinois	same	1 vs. Illinois	same	1.0 vs. Illinois	same
Cam Taylor	3 vs. Minn., BCU	same	none	same	none	same
Guy Thomas	3 vs. BCU	same	none	same	none	same
Deontre Thomas	2 vs. Purdue	3 three times	none	none	none	none
Chris Walker	1 vs. BCU	same	none	same	none	same
Aaron Williams	12 at Northwestern	12 at Ore., 2017; at NW, 2018	2 at Ohio State	same	none	1.0 twice
Jacob Weinmaster	3 vs. BCU	same	none	none	none	none
Deontai Williams	5 at Wisconsin	same	none	same	none	same
Dedrick Young	10 at Ohio State	14 vs. Ohio State, 2017	2 vs. Colorado	2 3x, last vs. Colorado	none	1.0 twice

NEBRASKA STATISTICAL HIGHS AND LOWS

NEBRASKA TOTALS	HIGHS	LOWS
Points Scored	54 vs. Illinois	10 at Michigan
First Downs	31 vs. Purdue	12 at Michigan
Rushing Attempts	54 vs. Colorado	24 at Wisconsin
Rushing Yards	383 vs. Minnesota	39 at Michigan
Passes Attempted	44 at Wisconsin	24 at Michigan
Passes Completed	26 at Wisconsin	13 at Michigan
Had Intercepted	2 vs. Troy; at Northwestern; vs. Bethune-Cookman	0 at Wisconsin; vs. Minnesota
Passing Yards	407 at Wisconsin	93 at Michigan
Total Plays	83 vs. Colorado	54 at Michigan
Total Yards	659 vs. Minnesota	132 at Michigan
Possession Time	33:33 at Ohio State	23:44 vs. Purdue
Fumbles	4 vs. Troy	1 vs. Purdue; at Wisconsin; at Ohio State
Fumbles Lost	2 vs. Colorado	0 vs. Purdue; vs. Bethune-Cookman; at Ohio State
Turnovers	3 vs. Colorado; vs. Troy	1 vs. Purdue; vs. Minnesota; at Ohio State
Turnover Margin	+3 vs. Illinois	-3 vs. Colorado
Penalties	11 vs. Colorado; vs. Purdue	5 vs. Bethune-Cookman; at Ohio State
Yards Penalized	136 vs. Purdue	35 vs. Bethune-Cookman
Sacks By-Yards Lost	7.0-43 vs. Colorado	1.0 five times
Team Tackles for Loss-Yards	12-59 vs. Colorado	1-6 at Wisconsin

NEBRASKA INDIVIDUAL OFFENSIVE HIGHS

Most Rushing Attempts	22; Devine Ozigbo at Northwestern
Most Net Rushing Yards	170; Devine Ozigbo vs. Purdue
Most Rushing TDs	3; Devine Ozigbo vs. Illinois
Longest TD Run	66; Devine Ozigbo vs. Illinois
Longest Run, No TD	53; Adrian Martinez vs. Minnesota
Most Pass Attempts	49; Maurice Washington vs. Illinois
Most Completed Passes	25; Adrian Martinez vs. Purdue; at Northwestern; vs. Minnesota
Most Passing Yards	384; Adrian Martinez at Wisconsin
Most Passing TDs	3; Adrian Martinez vs. Minnesota; vs. Illinois
Longest TD Pass	75; Adrian Martinez to JD Spielman at Wisconsin
Longest Pass, No TD	40; Adrian Martinez to JD Spielman vs. Bethune-Cookman
Most Pass Receptions	10; JD Spielman vs. Purdue
Most Receiving Yards	209; JD Spielman at Wisconsin
Most TD Receptions	2; JD Spielman vs. Purdue; Stanley Morgan vs. Minnesota, Bethune-Cookman; vs. Illinois
Most Total Offense Attempts	60; Adrian Martinez vs. Purdue (18 rush, 42 passes)
Most Total Offense Yards	441; Adrian Martinez at Wisconsin (57 rush, 384 pass)
Most All-Purpose Attempts	26; Devine Ozigbo at Northwestern (22 rushes, 4 receptions)
Most All-Purpose Yards	212; JD Spielman at Wisconsin
Most Touchdowns Scored	3; Devine Ozigbo vs. Illinois

NEBRASKA INDIVIDUAL SPECIAL TEAMS HIGHS

Most Field Goals Attempted	3; Barret Pickering vs. Troy
Most Field Goals Made	2; Barret Pickering vs. Troy
Longest Field Goal Made	35; Barret Pickering at Michigan
Longest Field Goal Attempted	54; Barret Pickering vs. Purdue
Longest Punt Return, TD	77; JD Spielman vs. Bethune-Cookman
Longest Punt Return, No TD	19; JD Spielman at Northwestern
Most Punt Return Yardage	77; JD Spielman vs. Bethune-Cookman
Longest Kickoff Return, TD	none
Longest Kickoff Return, No TD	31; JD Spielman vs. Troy
Longest Blocked Punt, TD	none
Longest Blocked Field Goal Return	none
Most Kickoff Return Yardage	70; JD Spielman vs. Troy
Most Punts	9; Caleb Lightbourn at Michigan (44.7 avg)
Highest Punting Average	57.3; Isaac Armstrong vs. Bethune-Cookman (3 punts)
Longest Punt	73; Isaac Armstrong vs. Bethune-Cookman
Most Blocked Field Goals	none
Most Blocked Punts	1; Marquel Dismuke vs. Illinois
Most Blocked PAT	none

NEBRASKA INDIVIDUAL DEFENSIVE HIGHS

Most Total Tackles	12; Mohamed Barry vs. Colorado (4 solo, 8 asst.); Aaron Williams at Northwestern (10 solo, 2 asst.)
Most Solo Tackles	10; Aaron Williams at Northwestern (12 tackles)
Most Tackles for Loss	4; Luke Gifford at Northwestern (14 yards)
Most Yards Lost	21; Luke Gifford vs. Bethune-Cookman (1 TFL)
Most Quarterback Sacks	16; Khalil Davis vs. Colorado
Most Yards Lost	21; Luke Gifford vs. Bethune-Cookman (1.0 sacks)
Most Pass Breakups	5; Dicaprio Bootle at Michigan
Most Interceptions	1; 10 times
Longest Interception TD Return	none
Longest Interception Return, No TD	14; Tre Neal vs. Northwestern
Longest Fumble TD Return	5; Deontai Williams vs. Bethune-Cookman
Longest Fumble Return, No TD	none

OPPONENT STATISTICAL HIGHS AND LOWS

OPPONENT TOTALS	HIGHS	LOWS
Points Scored	56 at Michigan	9 vs. Bethune-Cookman
First Downs	30 at Northwestern	12 vs. Troy
Rushing Attempts	48 at Wisconsin	34 vs. Troy
Rushing Yards	370 at Wisconsin	44 vs. Colorado
Passes Attempted	65 at Northwestern	21 vs. Troy
Passes Completed	41 at Northwestern	13 at Wisconsin; Bethune-Cookman
Had Intercepted	2 at Northwestern; Bethune-Cookman	0 vs. Colorado; vs. Purdue; at Wisconsin
Passing Yards	455 at Northwestern	110 vs. Troy
Total Plays	88 at Northwestern	55 vs. Troy
Total Yards	518 at Wisconsin	253 vs. Troy
Possession Time	36:16 vs. Purdue	26:27 at Ohio State
Fumbles	6 at Ohio State	0 vs. Colorado; vs. Purdue; Northwestern; Minnesota
Fumbles Lost	2 at Ohio State	0 vs. Colo.; at Michigan; vs. Purdue; Northwestern; Minn.
Turnovers	3 vs. Bethune-Cookman; at Ohio State	0 vs. Colorado
Turnover Margin	+3 vs. Colorado	-2 at Ohio State
Penalties	10 vs. Troy; Purdue	1 at Northwestern
Yards Penalized	95 vs. Troy	5 at Northwestern
Sacks By-Yards Lost	4-39 at Michigan; 4-29 Bethune-Cookman	1-7 at Northwestern; at Ohio State
Team Tackles for Loss-Yards	14-65 at Michigan	3-12 vs. Purdue

OPPONENT INDIVIDUAL HIGHS

Most Yards Rushing	221; Jonathan Taylor (Wisconsin)
Most Rushing Attempts	25; AJ Bush (Illinois)
Most Yards Passing	445; Clayton Thorson (Northwestern)
Most Passing Attempts	64; Clayton Thorson (Northwestern)
Most Pass Completions	41; Clayton Thorson (Northwestern)
Most Pass Receptions	12; Flynn Nagel (Northwestern)
Most Yards Receiving	220; Flynn Nagel (Northwestern)

OPPONENT INDIVIDUAL LONGEST PLAYS

Rush	88*; Jonathan Taylor (Wisconsin)
Pass	61*; Clayton Thorson to Flynn Nagel (Northwestern)
Field Goal	50; Quinn Nordin (at Michigan)
Punt Return	60*; Donovan Peoples-Jones (Michigan)
Kickoff Return	87; Demetrius Douglas (Minnesota)
Fumble Return	10* Earnest Brown IV (Northwestern)
Interception Return	22; Nate Landman (Colorado)
Punt	79; Tyler Sumpter (Troy)

COLORADO 33, NEBRASKA 28

SCORE BY QUARTERS	1	2	3	4	FINAL
Colorado	14	3	10	6	33
Nebraska	7	14	7	0	28

SCORING SUMMARY

QTR	TIME	TEAM	SCORE
1st	COLO	09:00	MacIntyre 3 yd pass from Montez (Stefanou kick)
1st	COLO	06:47	Shenault 3 yd run (Stefanou kick)
1st	NEB	03:47	Martinez 41 yd run (Pickering kick)
2nd	NEB	10:15	Ozigbo 8 yd run (Pickering kick)
2nd	NEB	02:24	Martinez 3 yd run (Pickering kick)
2nd	COLO	00:28	Stefanou 40 yd field goal
3rd	COLO	10:59	Stefanou 35 yd field goal
3rd	NEB	05:35	Spielman 57 yd pass from Martinez (Pickering kick)
3rd	COLO	01:24	MacIntyre 8 yd pass from Montez (Stefanou kick)
4th	COLO	01:06	Shenault 40 yd pass from Montez (pass failed)

Lincoln (Sept. 8) - Steven Montez's touchdown pass with 1:06 remaining gave Colorado a 33-28 win over Nebraska, spoiling the debut of Husker Head Coach Scott Frost.

The Huskers, who overcame an early 14-0 deficit, led 28-27 before Montez drove CU 77 yards for the winning score. A costly personal foul on NU on 3rd-and-24 kept the drive alive before Montez hit Laviska Shenault on a 40-yard strike for the winning score.

The Huskers who were hurt by 11 penalties and three turnovers, still had an opportunity as backup quarterback Andrew Bunch drove NU to the Colorado 21 in the final minute but were unable to score in the final seconds.

Nebraska put up 565 total yards on Colorado, including 329 rushing yards, as quarterback Adrian Martinez (117) and Greg Bell (104) both reached the century mark, the first time NU had two 100-yard rushers since 2014. Martinez added 187 yards on 15-of-20 passing in his collegiate debut before leaving the game with an injury.

The Blackshirts held CU to just 44 rushing yards, while recording seven sacks of Montez - the most by the Nebraska defense in five seasons. But Montez answered with 351 yards on 33-of-50 passing with three scores, two touchdown passes to Jay MacIntyre and the game-winner to Shenault, who had 177 receiving yards.

Trailing 14-0 after a pair of turnovers, Martinez put the Big Red on the board, sprinting 41 yards to paydirt on Nebraska's next drive to cap an eight-play, 75-yard march to pull the Huskers within 14-7. The Huskers tied the score going 52 yards in seven plays, as Devine Ozigbo scored from eight yards out. The senior had 25 of the 52 yards on the drive for the Huskers.

Martinez gave the Huskers their first lead, scoring from three yards with 2:24 left in the half. That capped an eight-play, 79-yard march for the Big Red. Martinez also completed 9-of-11 first-half passes for 86 yards.

In the second quarter, the Huskers outgained Colorado 140-36, including 105-(-12) on the ground, to carry a 329-139 edge in total yards for the half despite managing just a 21-17 halftime lead.

After Colorado kicked a second field goal to pull within 21-20, Martinez found JD Spielman on a 57-yard strike to put the Big Red up 28-20 with 5:35 left in the third quarter.

The Buffaloes came right back on their next drive as Montez found MacIntyre on an 8-yard pass to put the visitors within one with 1:24 left in the third quarter.

TEAM STATISTICS

	COLO	NEB
FIRST DOWNS	26	25
RUSHES-YARDS (NET)	35-44	54-329
PASSING YDS (NET)	351	236
Passes Att-Comp-Int	50-33-0	29-19-1
TOTAL OFFENSE PLAYS-YARDS	85-395	83-565
Fumble Returns-Yards	0-0	0-0
Punt Returns-Yards	2-10	3--2
Kickoff Returns-Yards	2-51	3-45
Interception Returns-Yards	1-22	0-0
Punts (Number-Avg)	5-43.4	3-42.7
Fumbles-Lost	0-0	3-2
Penalties-Yards	8-46	11-95
Possession Time	30:15	29:45
Third-Down Conversions	6 of 18	5 of 13
Fourth-Down Conversions	2 of 3	0 of 3
Red-Zone Scores-Chances	4-5	2-3
Sacks By: Number-Yards	2-12	7-43

RUSHING: COLO- Kyle Evans 12-25; Travon McMillian 8-25; Laviska Shenault 2-5; K.D. Nixon, 2--4; Steven Montez 11--7. **NEB-**Adrian Martinez 15-117; Greg Bell 13-104; Devine Ozigbo 14-60; Maurice Washington 8-34; Tyjon Lindsey 2-9; JD Spielman 1-4; Andrew Bunch 1-1

PASSING: COLO- Steven Montez 33-50-0-351-3 **NEB-**Adrian Martinez 15-20-1-187-1; Andrew Bunch 4-9-0-49-0

RECEIVING: COLO- Laviska Shenault 10-177; Jay MacIntyre 8-45; Juwann Winfree 5-48; K. D. Nixon 5-39; Tony Brown 2-28; Travon McMillian 2-5; Kyle Evans 1-9. **NEB-**Stanley Morgan Jr. 5-75; JD Spielman 3-67; Mike Williams 3-40; Devine Ozigbo 2-17; Maurice Washington 2-16; Greg Bell 2-3; Kurt Rafdall 1-14; Jack Stoll 1-4.

INTERCEPTIONS: COLO- Nate Landman, 1-22. **NEB-**None

FUMBLES: COLO-None. **NEB-**Adrian Martinez 2-1; Greg Bell 1-1.

TACKLES: COLO-Nate Landman 8-5. **NEB-**Mohamed Barry 4-8

TROY 24, NEBRASKA 19

SCORE BY QUARTERS	1	2	3	4	FINAL
Troy	3	14	0	7	24
Nebraska	0	7	6	6	19

SCORING SUMMARY

QTR	TIME	TEAM	SCORE
1st	07:24	TROY	Sumpter 37 yd field goal
2nd	12:17	TROY	Rookard 58 yd punt return (Sumpter kick)
2nd	05:12	TROY	Smith, B 9 yd run (Sumpter kick)
2nd	03:02	NEB	Morgan 9 yd pass from Bunch (Pickering kick)
3rd	10:25	NEB	Pickering 23 yd field goal
3rd	03:02	NEB	Pickering 32 yd field goal
4th	06:45	TROY	Smith, B 26 yd run (Sumpter kick)
4th	02:55	NEB	Spielman 7 yd pass from Bunch (pass failed)

Lincoln (Sept. 15) - For the second straight week Nebraska out-yarded its opponent but could not overcome early turnovers in a 24-19 loss to Troy.

Nebraska managed 364 total yards with sophomore Andrew Bunch playing from start to finish at quarterback for the Big Red. Bunch completed 19-of-27 passes for 177 yards with two touchdowns, but he also threw a pair of interceptions.

As a team, the Huskers out-gained the Trojans 187-143 on the ground, but three first-half turnovers by Nebraska and a 58-yard punt return for a touchdown by Troy's Cedarius Rookard helped the visitors jump out to a 17-0 lead.

Maurice Washington led the Husker rushing attack with 92 yards on 14 carries, while Greg Bell added 68 yards on 14 totes.

The Huskers also won the time of possession battle (32:54-27:06), but several big plays in the punting game sparked the Trojans. Not only did Rookard's return for touchdown help Troy, Tyler Sumpter's 79-yard punt after the Trojans' opening offensive possession of the game and two other long punts helped Troy maintain a field position edge.

The Huskers got on the board right before halftime, as Bunch connected with Stanley Morgan Jr. on an eight-yard strike to pull NU within 17-7.

Nebraska got a special teams' break on its first possession of the half, as Rookard fumbled the ball before Cam Taylor recovered at the Troy 6-yard line. But the Huskers settled for Barret Pickering's first career field goal from 23 yards out to cut the margin to 17-10 with 10:25 left in the third quarter.

The Huskers appeared to have tied the score momentarily on a touchdown catch by JD Spielman, but a costly penalty wiped away the touchdown before Pickering's 32-yard field goal cut Troy's lead to 17-13 with 3:02 left in the third.

For the game, Nebraska was flagged 10 times for 77 yards, while Troy also committed 10 penalties for 95 yards.

Troy then mounted its only sustained drive of the second half, marching 62 yards in 10 plays over 4:34 to go up 24-13 with 6:45 left in the contest.

However the Huskers refused to quit, as Bunch and the Big Red answered with an 11-play, 75-yard drive capped by Spielman's touchdown catch.

The Blackshirts then forced a 3-and-out by Troy on the ensuing drive to give the ball back to Bunch and the offense at the NU 27 with 2:31 left in the game. But Nebraska's chance to complete the comeback was short-lived, as Bunch was intercepted by Will Sunderland, ending NU's comeback hopes.

Quarterback Kaleb Barker led the Trojans by completing 14-of-21 passes for 110 yards, while B.J. Smith provided the biggest plays for the Troy offense with 11 carries for 70 yards, including a pair of touchdowns.

TEAM STATISTICS

	TROY	NEB
FIRST DOWNS	12	22
RUSHES-YARDS (NET)	34-143	48-187
PASSING YDS (NET)	110	177
Passes Att-Comp-Int	21-14-1	27-19-2
TOTAL OFFENSE PLAYS-YARDS	55-253	75-364
Fumble Returns-Yards	0-0	0-0
Punt Returns-Yards	3-65	0-0
Kickoff Returns-Yards	1-13	3-70
Interception Returns-Yards	2-10	1-0
Punts (Number-Avg)	5-53.8	5-41.6
Fumbles-Lost	3-1	4-1
Penalties-Yards	10-95	10-77
Possession Time	27:06	32:54
Third-Down Conversions	4 of 12	5 of 15
Fourth-Down Conversions	0 of 1	1 of 1
Red-Zone Scores-Chances	2-2	4-5
Sacks By: Number-Yards	3-23	3-19

RUSHING: TROY- B.J. Smith 11-70; Sawyer Smith 4-60; Jabir Daughtry-Frye 6-15; Kaleb Barker 8-12; Deondre Douglas 1--2; TEAM 4--12. **NEB-**Maurice Washington 14-92; Greg Bell 14-64; Devine Ozigbo 9-25; Andrew Bunch 10-5; JD Spielman 1-1.

PASSING: TROY- Kaleb Barker 14-21-1-110-0 **NEB-**Andrew Bunch 19-27-2-177-2

RECEIVING: TROY- Tray Eafford 4-33; Deondre Douglas 4-6; Sidney Davis 3-21; Jabir Daughtry-Frye 2-11; Damion Willis 1-39. **NEB-**JD Spielman 6-45; Stanley Morgan Jr. 5-64; Maurice Washington 3-14; Kurt Rafdall 2-26; Jack Stoll 1-9; Devine Ozigbo 1-7; Tyjon Lindsey 1-6; Greg Bell 1-6.

INTERCEPTIONS: TROY- Tyler Murray 1-6; Will Sunderland 1-4. **NEB-**Lamar Jackson 1-0

FUMBLES: TROY-TEAM 2-0; Cedarius Rookard 1-1 **NEB-**Andrew Bunch 3-0; Jack Stoll 1-1.

TACKLES: TROY-Tron Folsom 8-6. **NEB-**Will Honas 3-5.

NO. 19 MICHIGAN 56, NEBRASKA 10

SCORE BY QUARTERS	1	2	3	4	FINAL
Nebraska	0	0	3	7	10
Michigan	20	19	10	7	56

SCORING SUMMARY

QTR	TIME	TEAM	SCORE
1st	MICH	10:27	Mason 1 yd run (Nordin kick)
1st	MICH	08:58	Higdon 44 yd run (Nordin kick)
1st	MICH	03:09	Mason 4 yd run (kick failed)
2nd	MICH	14:11	Nordin 50 yd field goal
2nd	MICH	08:20	Gentry 5 yd pass from Patterson (Nordin kick)
2nd	MICH	05:25	Mason 1 yd run (Nordin kick)
2nd	MICH	04:03	TEAM safety
3rd	MICH	09:01	Peoples-Jones 60 yd punt return (Nordin kick)
3rd	NEB	05:23	Pickering 35 yd field goal
3rd	MICH	00:58	Nordin 38 yd field goal
4th	MICH	14:21	Bell 56 yd pass from McCaffrey (Nordin kick)
4th	NEB	04:14	Mazour 3 yd run (Pickering kick)

Ann Arbor, Mich. (Sept. 22) - Wyatt Mazour scored his first career touchdown in the fourth quarter and Barret Pickering added a field goal to account for Nebraska's scoring in a 56-10 setback at No. 19 Michigan.

The Wolverines (3-1, 1-0 Big Ten) scored early and often, building a 20-0 lead at the end of the first quarter that grew to 39-0 at the half. NU quarterback Adrian Martinez gave way to Andrew Bunch in the second half. Bunch led the Big Red on a pair of scoring drives, the first resulting in Pickering's 35-yard field goal with 5:23 left in the third quarter.

Nebraska's final scoring drive of the day was a seven-play, 80-yard drive that featured a 17-yard run and a 21-yard reception for Mazour that set up his three-yard touchdown blast with 4:14 left. NU's touchdown drive was preceded by a spectacular interception from Deontai Williams that gave the Big Red (0-3, 0-1 Big Ten) their lone turnover of the game.

Junior linebacker Mohamed Barry led the defense with 11 tackles, including a career-high three tackles for loss and his first career sack. DiCaprio Bootle added a career-best five breakups on the day.

For the game, Nebraska managed just 132 total yards, with 93 coming on 13-of-24 passing. The Huskers managed just 39 yards rushing on the afternoon. Stanley Morgan Jr. provided a bright spot for the Big Red offense by hauling in three receptions for 61 yards. JD Spielman led the Huskers with four receptions but totaled just five yards, while Tyjon Lindsey added two catches for 16 yards.

While the Nebraska offense struggled to find room to roam against the Wolverines, Michigan marched throughout the first half and finished with 491 yards of total offense, including 285 on the ground. Karan Higdon led the way for the Wolverine rushing attack with 136 yards on just 12 carries with one score. Fullback Ben Mason carried six times for 18 yards with three short touchdowns.

Quarterback Shea Patterson completed 15-of-22 passes for 120 yards for Michigan, before giving way to back-up quarterbacks Dylan McCaffrey and Brandon Peters in the second half.

TEAM STATISTICS

	NEB	MICH
FIRST DOWNS	12	22
RUSHES-YARDS (NET)	30-39	45-285
PASSING YDS (NET)	93	206
Passes Att-Comp-Int	24-13-1	31-18-1
TOTAL OFFENSE PLAYS-YARDS	54-132	76-491
Fumble Returns-Yards	0-0	0-0
Punt Returns-Yards	2-3	4-84
Kickoff Returns-Yards	3-56	2-27
Interception Returns-Yards	1-0	1-0
Punts (Number-Avg)	9-44.7	3-59.3
Fumbles-Lost	1-1	2-0
Penalties-Yards	10-79	8-77
Possession Time	24:31	35:29
Third-Down Conversions	3 of 13	7 of 15
Fourth-Down Conversions	0 of 0	1 of 2
Red-Zone Scores-Chances	2-2	5-6
Sacks By: Number-Yards	1-9	4-39

RUSHING: MICH-Karan Higdon 12-136; Christian Turner 10-55; Tru Wilson 6-43; O'Maury Samuels 6-23; Dylan McCaffrey 2-23; Ben Mason 6-18; **TEAM** 2--4; Shea Patterson 1--9. **NEB**-Andrew Bunch 3-23; Wyatt Mazour 5-18; Devine Ozigbo 6-5; Greg Bell 6-3; Maurice Washington 3-2; Adrian Martinez 7--12

PASSING: MICH-Shea Patterson 15-22-0-120-1; Dylan McCaffrey 3-8-0-86-1; Brandon Peters 0-1-1-0-0. **NEB**-Adrian Martinez 7-15-1-22-0 Andrew Bunch 6-9-0-71-0

RECEIVING: MICH-Grant Perry 4-5; Zach Gentry 3-32; Sean McKeon 2-29; Nico Collins 2-28; Ronnie Bell 1-56; Jacob McCurry 1-15; Oliver Martin 1-15; Donovan Peoples-Jones 1-10; Tru Wilson 1-9; Karan Higdon 1-7; O'Maury Samuels 1-0. **NEB**-JD Spielman 4-5; Stanley Morgan Jr. 3-61; Tyjon Lindsey 2-16; Wyatt Mazour 1-21; Devine Ozigbo 1-5; Maurice Washington 1--4; Adrian Martinez 1--11

INTERCEPTIONS: MICH-Josh Metellus 1-0. **NEB**-Deontai Williams 1-0

FUMBLES: MICH-Team 1-0; O'Maury Samuels 1-0. **NEB**-Tyjon Lindsey 1-1

TACKLES: MICH-Devin Bush 6-0. **NEB**-Mohamed Barry 7-4

PURDUE 42, NEBRASKA 28

SCORE BY QUARTERS	1	2	3	4	FINAL
Purdue	10	10	15	7	42
Nebraska	7	0	14	7	28

SCORING SUMMARY

QTR	TIME	TEAM	SCORE
1st	NEB	11:20	Ozigbo 18 yd run (Pickering kick)
1st	PUR	07:57	Knox 42 yd run (Evans kick)
1st	PUR	03:40	Evans 31 yd field goal
2nd	PUR	12:51	Blough 1 yd run (Evans kick)
2nd	PUR	00:30	Evans 25 yd field goal
3rd	PUR	08:25	Hopkins 12 yd pass from Blough (Evans kick)
3rd	NEB	06:18	Spielman 21 yd pass from Martinez (Pickering kick)
3rd	PUR	03:24	Knox 6 yd run (Knox pass from Blough)
3rd	NEB	02:32	Spielman 21 yd pass from Martinez (Pickering kick)
4th	PUR	14:56	Jones 6 yd run (Evans kick)
4th	NEB	13:04	Ozigbo 23 yd run (Pickering kick)

Lincoln (Sept. 29) - Devine Ozigbo rushed for a career-high 170 yards on 17 carries with two touchdowns and Adrian Martinez put up his first career 300-yard passing game, but the Huskers fell to Purdue, 42-28.

Martinez accounted for 414 yards of total offense (323 passing, 91 rushing), as Nebraska racked up a season-high 582 yards of total offense as a team, outdistancing the Boilermakers' high-powered offense 582-516. He completed 25-of-42 passes with two touchdowns. In addition to the big days for Martinez and Ozigbo, JD Spielman hauled in 10 catches for 135 yards and a pair of 21-yard touchdown receptions.

David Blough led Purdue, completing 25-of-42 passes for 328 yards and one touchdown. Brycen Hopkins paced the Boilermakers with five catches for 103 yards, while Rondale Moore added eight grabs for 85 yards. D.J. Knox led the Purdue ground game with 87 yards and two touchdowns on 15 carries.

Nebraska started fast, winning the coin toss and marching 75 yards on 10 plays after the opening kickoff capped by Ozigbo's 18-yard TD run. Purdue answered quickly, going 71 yards on six plays, including a 42-yard touchdown run by Knox to tie the game. After NU's drive stalled, Purdue went 45 yards on five plays before Spencer Evans' 31-yard field goal gave Purdue a 10-7 lead.

Purdue extended the lead to 20-7 with 10 more points in the second quarter while silencing the Husker offense. The Boilermakers extended the margin to 27-7 early in the third quarter before Nebraska rallied.

After a 21-yard return by Wyatt Mazour and a penalty gave NU the ball at its 47, the Huskers went 53 yards in six plays, as Martinez found Spielman on a 21-yard TD pass to cut the margin to 27-14. But the Boilermakers responded with a 90-yard touchdown drive in eight plays that concluded with Knox's second touchdown run of the day - this time from six yards out - to push Purdue's lead back to 34-14.

The Big Red offense refused to quick. NU marched down the field, going 69 yards in three plays. Martinez hooked up with Spielman for another 21-yard touchdown pass to make it 35-21.

Nebraska's defense was in position to stop Purdue on the ensuing drive, forcing a 3rd-and-20 by the Boilermakers near midfield. But Purdue picked up a conversion after a costly Husker penalty. Purdue scored three plays later to make it 42-21.

Martinez and the offense kept attacking, flying 75 yards in just seven plays, capped by Ozigbo's second scoring run of the day, this time from 23 yards out to pull the Big Red within 42-28.

In the last 12 minutes, the Blackshirts produced four straight stops, but Martinez and the offense were unable to slice into the 14-point deficit.

TEAM STATISTICS

	PUR	NEB
FIRST DOWNS	27	31
RUSHES-YARDS (NET)	37-188	39-259
PASSING YDS (NET)	328	323
Passes Att-Comp-Int	42-25-0	42-25-1
TOTAL OFFENSE PLAYS-YARDS	79-516	81-582
Fumble Returns-Yards	0-0	0-0
Punt Returns-Yards	1-6	1-0
Kickoff Returns-Yards	3-68	5-85
Interception Returns-Yards	1-7	0-0
Punts (Number-Avg)	7-41.3	5-40.2
Fumbles-Lost	0-0	1-0
Penalties-Yards	10-75	11-136
Possession Time	36:16	23:44
Third-Down Conversions	7 of 16	4 of 12
Fourth-Down Conversions	0 of 0	0 of 3
Red-Zone Scores-Chances	6-6	1-1
Sacks By: Number-Yards	2-11	1-2

RUSHING: PUR- D.J. Knox 15-87; Markell Jones 14-59; David Blough 7-38; Rondale Moore 1-4. **NEB**- Devine Ozigbo 17-170; Adrian Martinez 18-91; JD Spielman 1-3; Greg Bell 2-2; **TEAM** 1-minus 7

PASSING: PUR- David Blough 25-42-0-328-1 **NEB**-Adrian Martinez 25-42-1-323-2

RECEIVING: PUR- Rondale Moore 8-85; Brycen Hopkins 5-103; Isaac Zico 3-71 Jared Sparks 3-14; Alexander Horvath 2-28; D.J. Knox 2-21; Jackson Anthrop 2-6. **NEB**-JD Spielman 10-135; Stanley Morgan Jr. 4-69; Jack Stoll 4-51; Devine Ozigbo 2-28; Kade Warner 2-16; Jaron Woodyard 1-10; Kurt Rafdal 1-9; Greg Bell 1-5

INTERCEPTIONS: PUR- Simeon Smiley 1-7. **NEB**-None

FUMBLES: PUR-None. **NEB**-Team 1-0.

TACKLES: PUR-Navon Mosley 6-8. **NEB**-Mohamed Barry 5-6

NO. 16 WISCONSIN 41, NEBRASKA 24

SCORE BY QUARTERS	1	2	3	4	FINAL
Nebraska	0	3	14	7	24
Wisconsin	3	17	14	7	41

SCORING SUMMARY

QTR	TIME	TEAM	SCORE
1st	WIS 07:08		Gaglianone 30 yd field goal
2nd	WIS 12:58		Gaglianone 28 yd field goal
2nd	NEB 09:55		Pickering 31 yd field goal
2nd	WIS 06:51		Taylor 3 yd run (Gaglianone kick)
2nd	WIS 00:42		Ferguson 14 yd pass from Hornibrook (Gaglianone kick)
3rd	NEB 14:13		Spielman 75 yd pass from Martinez (Pickering kick)
3rd	WIS 11:04		Taylor 21 yd run (Gaglianone kick)
3rd	WIS 06:50		Deal 20 yd run (Gaglianone kick)
3rd	NEB 04:20		Stoll 12 yd pass from Martinez (Pickering kick)
4th	WIS 12:50		Taylor 88 yd run (Gaglianone kick)
4th	NEB 09:11		Martinez 7 yd run (Pickering kick)

Madison, Wis. (Oct. 6) - Adrian Martinez and JD Spielman produced record-setting performances, but the Huskers came up short in a 41-24 loss at No. 16 Wisconsin.

Martinez set school freshman marks for total offense (441) and passing yards (384), completing 24-of-42 passes and two touchdown strikes. He added 57 rushing yards. Spielman hauled in nine receptions for a school-record 209 yards, surpassing his 200-yard receiving game against Ohio State as a freshman last season.

Stanley Morgan Jr. just missed a 100-yard receiving game, hauling in a career-high-matching eight receptions for 93 yards, as Nebraska rolled up more than 500 yards of total offense.

However, Nebraska could not contain the Wisconsin running game, as the Badgers rolled up 370 yards on the ground on their way to 533 total yards. Jonathan Taylor led the Badgers with 221 rushing yards and three touchdowns on 24 carries. Alex Hornibrook added 163 passing yards on 13-of-24 passing for the Badgers.

Nebraska's defense bent but didn't break in a low-scoring first quarter, holding Wisconsin to just a field goal on its opening drive. The Badgers controlled the ball in the first quarter, but went to the second quarter with just a 3-0 lead.

Wisconsin added a second short Rafael Gaglianone field goal early in the second quarter to take a 6-0 lead, before Nebraska marched into scoring position on its next drive. The Huskers went 61 yards in 10 plays before Barret Pickering's 31-yard field goal cut the Badgers' lead in half.

Wisconsin answered with a six-play, 64-yard drive that was capped by Taylor's three-yard plunge to push the margin to 13-3. After a Husker drive stalled before the half, Wisconsin went 63 yards in six plays as Hornibrook's 14-yard pass to Jake Ferguson put UW up 20-3.

But Nebraska showed it was not going away quietly, as Martinez found Spielman on a 75-yard strike to pull NU within 20-10.

Taylor continued to carry the load for Wisconsin on its opening drive of the second half, rushing four times for 41 yards, including a 21-yard dash to push the UW lead back to 17 with 11:04 left in the third quarter.

The two teams exchanged touchdowns the rest of the way, as the Huskers played the Badgers even on the scoreboard in the second half and produced 64 more total offense yards than Wisconsin after halftime.

TEAM STATISTICS

	NEB	WIS
FIRST DOWNS	26	26
RUSHES-YARDS (NET)	24-111	48-370
PASSING YDS (NET)	407	163
Passes Att-Comp-Int	44-26-0	24-13-0
TOTAL OFFENSE PLAYS-YARDS	68-518	72-533
Fumble Returns-Yards	0-0	0-0
Punt Returns-Yards	1-3	1-15
Kickoff Returns-Yards	2-35	3-90
Interception Returns-Yards	0-0	0-0
Punts (Number-Avg)	4-41.5	3-40.7
Fumbles-Lost	2-1	1-1
Penalties-Yards	10-100	5-50
Possession Time	24:27	35:33
Third-Down Conversions	3 of 10	6 of 12
Fourth-Down Conversions	0 of 2	1 of 1
Red-Zone Scores-Chances	3-3	5-5
Sacks By: Number-Yards	1-6	2-12

RUSHING: WIS-Jonathan Taylor 24-221; Taiwan Deal 10-74; Grant Groshek 9-73; Kendrick Pryor 1-5; Alec Ingold 1-3; Aron Cruickshank 1-1; **TEAM** 1--1 Alex Hornibrook 1--6. **NEB**-Adrian Martinez 13-57; Devine Ozigbo 5-29; Maurice Washington 5-27; Andrew Bunch 1--2.

PASSING: WIS-Alex Hornibrook 13-24-0-163-1. **NEB**-Adrian Martinez 24-42-0-384-2; Andrew Bunch 2-2-0-23-0.

RECEIVING: WIS-Jake Ferguson 4-47; AJ Taylor 3-60; Danny Davis 3-38; Garrett Groshek 2-10; Kendrick Pryor 1-8. **NEB**-JD Spielman 9-209; Stanley Morgan Jr. 8-93; Maurice Washington 4-53; Kurt Raddal 1-18; Jack Stoll 1-12 Mike Williams 1-11; Kade Warner 1-6; Bryan Reimers 1-5.

INTERCEPTIONS: WIS-None. **NEB**-None

FUMBLES: WIS-Garrett Groshek 1-1. **NEB**-Adrian Martinez 2-1

TACKLES: WIS-Ryan Connelly 5-2. **NEB**-Mohamed Barry 1-7

NORTHWESTERN 34, NEBRASKA 31 (OT)

SCORE BY QUARTERS	1	2	3	4	OT	FINAL
Nebraska	7	6	7	11	0	31
Northwestern	0	14	0	17	3	34

SCORING SUMMARY

QTR	TIME	TEAM	SCORE
1st	NEB 13:32		Spielman 42 yd pass from Martinez (Pickering kick)
2nd	NU 07:41		Nagel 21 yd pass from Thorson (Luckenbaugh kick)
2nd	NU 03:01		Brown IV 10 yd fumble recovery (Luckenbaugh kick)
2nd	NEB 00:42		Devine Ozigbo 12 yd run (failed kick)
3rd	NEB 07:07		Devine Ozigbo 1 yd run (Pickering kick)
4th	NEB 13:40		M. Washington 3 yd run (Martinez rush)
4th	NU 12:31		Nagel 61 yd pass from Thorson (Luckenbaugh kick)
4th	NEB 05:41		Pickering 34 yd field goal
4th	NU 02:27		Luckenbaugh 31 yd field goal
4th	NU 00:12		Jefferson 5 yd pass from Thorson (Luckenbaugh kick)
OT	NU 15:00		Luckenbaugh 37 yd field goal

Evanston, Ill. (Oct. 13) - Drew Luckenbaugh made a 37-yard field goal in overtime, and Northwestern came from behind for a stunning 34-31 victory. Nebraska had leads of 28-14 and 31-21 in the fourth quarter, but Northwestern rallied late in regulation to force overtime and win its first home game in four attempts in 2018.

The Huskers had possession first in overtime, but on fourth-and-1 from the Northwestern 16-yard line, a fumbled shotgun snap resulted in a scrambling Adrian Martinez throwing a pass in the end zone that Northwestern's JR Pace intercepted.

Northwestern kept the ball on the ground for three plays to set up the field goal for Luckenbaugh, who drilled the game winner.

Martinez, completed 25 of 35 passes for 251 yards and one touchdown, while Devine Ozigbo ran 22 times for 169 yards to surpass 100 rushing yards in a game for the second time this season, as Nebraska finished with 231 rushing yards.

Down 10 points, Northwestern drove to the Nebraska 13-yard line before settling on a 31-yard field goal by Luckenbaugh to pull the Wildcats within seven points.

Luke Gifford fielded an onside kick at the Northwestern 47-yard line with 2:26 remaining. The Wildcats responded by using all three of their timeouts, as Nebraska ran the football three times and only took 15 seconds off the clock, but Isaac Armstrong pinned the Wildcats at their 1-yard line with 2:02 remaining.

Northwestern answered by covering all 99 yards, the key play a 32-yard completion from Clayton Thorson to Flynn Nagel to the Nebraska 32-yard line. Thorson tied the game with 12 seconds to play with a 5-yard touchdown pass to JJ Jefferson.

Trailing 14-13 at halftime, Antonio Reed's interception gave the Huskers a spark, as he snuffed out a Wildcat drive. NU responded with its longest scoring drive of the season, covering 97 yards in 15 plays, as Ozigbo scored from one yard out.

The Huskers seemingly took control, as Ozigbo and Maurice Washington gashed the Wildcat defense before Washington's first career TD and a two-point conversion by Martinez made it 28-14.

Northwestern answered quickly, as Thorson hit Nagel on a 61-yard TD pass to cut Nebraska's lead to 28-21. Thorson completed 41 of 65 passes for 455 yards, while Nagel hauled in 12 passes for 220 yards and two scores.

The Wildcats regained possession, but senior safety Tre Neal intercepted Thorson at the 50 and returned the ball to the Northwestern 36. That led to a 34-yard field goal by freshman Barret Pickering for a 31-21 lead with 5:41 left.

TEAM STATISTICS

	NEB	NW
FIRST DOWNS	24	30
RUSHES-YARDS (NET)	47-231	23-32
PASSING YDS (NET)	251	455
Passes Att-Comp-Int	35-25-2	65-41-2
TOTAL OFFENSE PLAYS-YARDS	82-482	88-487
Fumble Returns-Yards	0-0	1-10
Punt Returns-Yards	1-19	0-0
Kickoff Returns-Yards	4-57	1-20
Interception Returns-Yards	2-14	2-0
Punts (Number-Avg)	5-45.8	5-39.4
Fumbles-Lost	3-1	0-0
Penalties-Yards	9-89	1-5
Possession Time	30:07	29:53
Third-Down Conversions	7 of 16	8 of 18
Fourth-Down Conversions	0 of 1	2 of 2
Red-Zone Scores-Chances	4-5	3-3
Sacks By: Number-Yards	2-13	1-7

RUSHING: NW-John Moten IV 7-23; Solomon Vault 12-16; Clayton Thorson 4--7. **NEB**-Devine Ozigbo 22-159; Adrian Martinez 13-37; Maurice Washington 9-32; JD Spielman 2-8; **TEAM** 1--5.

PASSING: NW-Clayton Thorson 41-64-2-455-3. **NEB**-Adrian Martinez 25-35-2-251-1

RECEIVING: NW-Flynn Nagel 12-220; Bennett Skowronek 6-73; JJ Jefferson 4-40; Cameron Green 4-21; Solomon Vault 4-3; John Moten IV 3-14; Riley Lees 2-23; Ramaud Chiao-khao-Bowman 2-20; Chad Hanaoka 1-14; Berkeley Holman 1-11; Kyric McGowan 1-9; Charlie Fessler 1-7. **NEB**- JD Spielman 8-76; Devine Ozigbo 4-33; Mike Williams 3-41; Jack Stoll 3-40; Stanley Morgan Jr. 2-31; Maurice Washington 2-12; Kade Warner 2-11; Bryan Reimers 1-7.

INTERCEPTIONS: WIS-JR Pace 2-0. **NEB**-Tre Neal 1-14; Antonio Reed 1-0

FUMBLES: NW-None. **NEB**-Adrian Martinez 2-1; Jack Stoll 1-0.

TACKLES: NW-Samdup Miller 6-8. **NEB**-Aaron Williams 10-2

NEBRASKA 53, MINNESOTA 28

SCORE BY QUARTERS	1	2	3	4	FINAL
Minnesota	0	8	14	6	28
Nebraska	14	14	8	17	53

SCORING SUMMARY

QTR	TIME	TEAM	SCORE
1st	NEB	13:04	Ozigbo 40 yd run (Pickering kick)
1st	NEB	01:25	Ozigbo 59 yd run (Pickering kick)
2nd	NEB	11:40	Martinez 3 yd run (Pickering kick)
2nd	NEB	01:58	Spielman 9 yd pass from Martinez (Pickering kick)
2nd	MINN	00:52	Douglas 13 yd pass from Annexstad (Morse rush)
3rd	MINN	13:49	Ibrahim 1 yd run (Carpenter kick)
3rd	MINN	07:22	Green 4 yd run (Carpenter kick)
3rd	NEB	06:04	Morgan 35 yd pass from Martinez (Morgan pass from Martinez)
4th	NEB	07:53	Pickering 32 yd field goal
4th	NEB	05:19	Morgan 67 yd pass from Martinez (Pickering kick)
4th	MINN	04:14	Morgan 9 yd run (rush failed)
4th	NEB	01:57	Washington 3 yd run (Pickering kick)

Lincoln (Oct. 20) - Behind a season-best 659 yards of total offense, Nebraska broke into the victory column for the first time under Scott Frost with a 53-28 win over Minnesota.

The Husker attack rolled up 383 rushing yards with Devine Ozigbo (152), Adrian Martinez (125) and Maurice Washington (109) all cracking the 100-yard barrier, giving NU a trio of 100-yard rushers for the first time since 2010. Ozigbo set the tone early, scoring on runs of 40 and 59 yards to help the hosts build a 28-0 second quarter lead.

The 53 points scored by the Huskers were their most against a Big Ten foe since joining the conference and the most against any conference team since scoring 56 at Big 12 foe Kansas State on Nov. 15, 2008.

Martinez amassed more than 400 yards of total offense for the third time in six games to open his career, completing 25-of-29 passes for 276 yards and three touchdowns, including scoring strikes to JD Spielman and Stanley Morgan Jr. after Minnesota closed to within 28-22 midway through the third quarter.

While the offense shined, the defense stood strong against several Golden Gopher penetrations into the red zone. On the opening play of the fourth quarter, Minnesota tried to cut into Nebraska's 36-22 lead on 4th-and-Goal from the NU 3, but Dicaprio Bootle broke up Tanner Morgan's pass attempt to Chris Autman-Bell.

Then Martinez and the Husker offense went on a 14-play, 82-yard march that consumed 7:03 off the clock and culminated with Barret Pickering's 32-yard field to give Nebraska a 39-22 lead. After a kickoff return to the NU 13, the Blackshirts snuffed out another drive, as Dedrick Young picked off a Tanner Morgan pass.

NU would salt the game away three plays later, as Martinez found a wide-open Morgan on a 67-yard TD pass to put the game out of reach. Morgan hauled in 10 passes for 163 yards and two TDs, while Spielman added eight catches for 77 yards and a score.

Mohamed Barry led the Blackshirts with 11 tackles on the afternoon, while safety Tre Neal contributed 10 stops and senior linebacker Luke Gifford added nine. Young pitched in seven tackles to go along with his interception.

TEAM STATISTICS

	MINN	NEB
FIRST DOWNS	22	28
RUSHES-YARDS (NET)	36-125	43-383
PASSING YDS (NET)	349	276
Passes Att-Comp-Int	36-20-1	30-25-0
TOTAL OFFENSE PLAYS-YARDS	72-474	73-659
Fumble Returns-Yards	0-0	0-0
Punt Returns-Yards	1-7	0-0
Kickoff Returns-Yards	5-158	2-32
Interception Returns-Yards	0-0	1-0
Punts (Number-Avg)	6-41.3	3-41.7
Fumbles-Lost	0-0	2-1
Penalties-Yards	8-80	6-43
Possession Time	30:58	29:02
Third-Down Conversions	5 of 14	8 of 12
Fourth-Down Conversions	1 of 3	0 of 0
Red-Zone Scores-Chances	4-6	4-4
Sacks By: Number-Yards	2-12	1-5

RUSHING: MINN- Mohamed Ibrahim 18-49; Tanner Morgan 4-35; Bryce Williams 5-18; Seth Green 5-17; Jonathan Femi-Cole 1-9; Zack Annexstad 3-3. **NEB-** Devine Ozigbo 12-152; Adrian Martinez 15-125; Maurice Washington 14-109; JD Spielman 1-2; TEAM 1--5

PASSING: MINN- Zack Annexstad 9-20-0-135-1; Tanner Morgan 11-16-1-214-0. **NEB-** Adrian Martinez 25-29-0-276-3; Maurice Washington 0-1-0-0-0.

RECEIVING: MINN- Tyler Johnson 11-184; Demetrius Douglas 3-31; Chris Autman-Bell 2-75; Rashod Bateman 2-15; Seth Green 1-31; Bryce Witham 1-13. **NEB-** Stanley Morgan Jr. 10-163; JD Spielman 8-77; Devine Ozigbo 3-25; Maurice Washington 2-1; Mike Williams 1-7; Kade Warner 1-3

INTERCEPTIONS: MINN- None. **NEB-** Dedrick Young 1-0

FUMBLES: MINN- None. **NEB-** Adrian Martinez 1-1; Maurice Washington 1-0.

TACKLES: MINN- Blake Cashman 5-6. **NEB-** Mohamed Barry 5-6

NEBRASKA 45, BETHUNE-COOKMAN 9

SCORE BY QUARTERS	1	2	3	4	FINAL
Bethune-Cookman	3	0	0	6	9
Nebraska	28	10	0	7	45

SCORING SUMMARY

QTR	TIME	TEAM	SCORE
1st	NEB	12:37	Ozigbo 14 yd run (Pickering kick)
1st	NEB	10:47	Spielman 77 yd punt return (Pickering kick)
1st	BCU	08:28	Hernandez 28 yd field goal
1st	NEB	06:08	Morgan 3 yd pass from Martinez (Pickering kick)
1st	NEB	02:55	Morgan 27 yd pass from Martinez (Pickering kick)
2nd	NEB	05:02	M. Washington 8 yd run (Pickering kick)
2nd	NEB	00:12	Pickering 29 yd field goal
4th	NEB	13:39	Vedral 20 yd run (Pickering kick)
4th	BCU	00:00	Adams 5 yd run (No PAT)

Lincoln (Oct. 27) - Adrian Martinez completed 15-of-22 passes for 213 yards and two touchdowns in a half of action, JD Spielman returned a punt for 77 yards for a touchdown, and Nebraska built an early lead en route to a 45-9 victory over Bethune-Cookman on Saturday.

A Memorial Stadium crowd of 88,735 saw Nebraska improve to 12-0 all-time against FCS foes in a make-up game for the season opener against Akron that was canceled because of severe weather.

Nebraska built a 28-3 lead after one quarter and led 38-3 at halftime, its biggest halftime lead since 2012, while giving many of its reserves extensive action in the second half.

With Nebraska already ahead 7-0 after a touchdown on its opening possession, Spielman returned his punt for a touchdown, the longest punt return by a Husker since De'Mornay Pierson-El returned one 80 yards against Iowa in 2014.

Stanley Morgan Jr. then caught first-quarter touchdowns of 3 and 27 yards to give Nebraska a 28-3 lead. He caught seven passes for 82 yards, all in the first half.

Nebraska eventually built a 38-3 halftime cushion after a Maurice Washington touchdown run and a 29-yard field goal by Barret Pickering.

Noah Vedral saw his first action of the season beginning in the second half. He had a 20-yard rush for a touchdown and completed two passes for 29 yards.

Senior running back Devine Ozigbo rushed 11 times for 110 yards, including a 14-yard touchdown to begin the game. Ozigbo did not play in the second half. It marked the fourth time in the past five games he has topped 100 yards, and his seventh career 100-yard rushing game.

Punter Isaac Armstrong had a 73-yard punt in the third quarter, tying for the seventh-longest punt in school history. It was the longest punt by a Husker since Alex Henery had a 76-yard punt at Virginia Tech in 2009.

Safety Deontai Williams had two takeaways, recovering a fumble in the second quarter and picking off a BCU pass in the third quarter. Nebraska forced three turnovers, a season high, as defensive lineman Peyton Newell had an interception in the second quarter, the first of his career.

TEAM STATISTICS

	BCU	NEB
FIRST DOWNS	16	23
RUSHES-YARDS (NET)	40-141	33-226
PASSING YDS (NET)	214	242
Passes Att-Comp-Int	30-13-2	31-17-2
TOTAL OFFENSE PLAYS-YARDS	70-355	64-468
Fumble Returns-Yards	0-0	1-5
Punt Returns-Yards	0-0	1-77
Kickoff Returns-Yards	2-37	0-0
Interception Returns-Yards	2-23	2-0
Punts (Number-Avg)	7-37.1	3-57.3
Fumbles-Lost	1-1	2-0
Penalties-Yards	6-34	5-35
Possession Time	35:40	24:20
Third-Down Conversions	7 of 16	5 of 10
Fourth-Down Conversions	0 of 0	0 of 0
Sacks By: Number-Yards	4-29	4-42

RUSHING: BCU- Alfred Adams 4-41; Tupac Isme 5-33; Trevor Gear 4-22; Jimmie Robinson 3-20; Isaac Washington 6-18; Le'Derrien Wilson 5-17; Jabari Dunham 2-0; David Israel 11-10. **NEB-** Devine Ozigbo 11-110; Wyatt Mazour 5-55; Maurice Washington 6-48; Noah Vedral 7-13; Miles Jones 1-5; Mikale Wilbon 1-2; Adrian Martinez 2--7

PASSING: BCU- David Israel 12-27-2-196-0; Jabari Dunham 1-3-0-18-0. **NEB-** Adrian Martinez 15-22-1-213-2; Noah Vedral 2-9-1-29-0.

RECEIVING: BCU- Keavon Mitchell 6-48; Steffon Francois 3-105; Jimmie Robinson 1-26; Tyrese Spain 1-18; Jonathon Thomas 1-11; Malique Jackson 1-6. **NEB-** Stanley Morgan Jr. 7-82; JD Spielman 5-72; Jack Stoll 1-37; Miles Jones 1-21; Austin Allen 1-13; Bryan Reimers 1-9; Katerian Legrone 1-8

INTERCEPTIONS: BCU- Tydarius Peters 1-5; Donald Johnston 1-8. **NEB-** Deontai Williams 1-0; Peyton Newell 1-0

FUMBLES: BCU- Jonathon Thomas 1-1. **NEB-** Noah Vedral 1-0; JD Spielman 1-0

TACKLES: BCU- Tydarius Peters 6-1. **NEB-** Mohamed Barry 7-4

NO. 8 OHIO STATE 36, NEBRASKA 31

SCORE BY QUARTERS	1	2	3	4	FINAL
Nebraska	7	14	0	10	31
Ohio State	16	0	14	6	36

SCORING SUMMARY

QTR	TIME	TEAM	SCORE
1st	NEB 09:56		Ozigbo 1 yd run (Pickering kick)
1st	OSU 07:10		Jones safety
1st	OSU 05:11		Dixon 42 yd pass from Haskins (Haubeil kick)
1st	OSU 01:51		Dobbins 10 yd run (Haubeil kick)
2nd	NEB 04:52		Martinez 2 yd run (Pickering kick)
2nd	NEB 00:15		Martinez 2 yd run (Pickering kick)
3rd	OSU 05:39		Dobbins 3 yd run (Haubeil kick)
3rd	OSU 01:43		Campbell 9 yd pass from Haskins (Haubeil kick)
4th	NEB 07:46		Pickering 18 yd field goal
4th	OSU 04:52		Dobbins 42 yd run (rush failed)
4th	NEB 02:57		Spielman 17 yd pass from Martinez (Pickering kick)

Columbus, Ohio (Nov. 3) - No. 8 Ohio State thwarted Nebraska's upset bid with a pair of third-quarter touchdowns and held on for a 36-31 win over the Huskers.

Behind two rushing touchdowns from Adrian Martinez, the Huskers took a 21-16 lead into the locker room, but the Buckeyes pulled head in the third quarter. Ohio State put together an eight-play, 80-yard touchdown drive, with J.K. Dobbins scoring from 3 yards out to give the Buckeyes a 23-21 lead. Later in the quarter, OSU used a 37-yard run by Mike Weber to set up a 9-yard touchdown by Parris Campbell to extend the margin to 30-21.

Nebraska got its offense going, as Martinez found Stanley Morgan Jr. for a 46-yard reception to the OSU 20-yard line. The Huskers eventually settled for a Barret Pickering 18-yard field goal to pull within 30-24.

Ohio State responded with a Dobbins touchdown run of 42 yards, and the Buckeyes led 36-24 with 4:52 remaining. But Nebraska answered quickly, with Martinez hitting JD Spielman for 17-yard touchdown, as the Huskers covered 75 yards in 1:55, with Martinez going 5-of-5 passing in the seven-play series.

Nebraska never saw the football again, as Ohio State ran the final 2:57 off the clock to seal the victory.

Dobbins finished with 163 yards and three scores to pack the Buckeye attack, while Haskins completed 18-of-32 passes for 252 yards and a pair of scores.

Martinez was 22-of-33 passing for 266 yards and ran for 72 yards and two touchdowns to finish with 338 yards of total offense.

Nebraska trailed 16-7 when the Blackshirts forced fumbles on consecutive Ohio State drives late in the second quarter, both leading to touchdowns for a 21-16 Nebraska lead at halftime. JoJo Domann came off the edge and sacked Haskins and forced a fumble that Carlos Davis recovered at the NU 36. Nebraska responded by driving 64 yards in 10 plays, with Martinez capping the series with a 2-yard touchdown to make it 16-14.

The Blackshirts struck again early on Ohio State's ensuing series. Haskins connected with Hill for a 30-yard gain, but Luke Gifford forced the ball loose and recovered the fumble.

Nebraska responded with eight consecutive rushing plays and consumed all but 15 seconds of the remaining time in the first half while also scoring a touchdown. Martinez again finished the series with a 2-yard run, giving the Huskers a 21-16 lead at halftime.

TEAM STATISTICS

	NEB	OSU
FIRST DOWNS	27	23
RUSHES-YARDS (NET)	49-184	40-229
PASSING YDS (NET)	266	252
Passes Att-Comp-Int	33-22-0	32-18-1
TOTAL OFFENSE PLAYS-YARDS	82-450	72-481
Fumble Returns-Yards	0-0	0-0
Punt Returns-Yards	1-2	2-24
Kickoff Returns-Yards	2-25	3-28
Interception Returns-Yards	1-0	0-0
Punts (Number-Avg)	8-33.8	4-47.8
Fumbles-Lost	2-1	6-2
Penalties-Yards	5-44	6-46
Possession Time	33:33	26:27
Third-Down Conversions	4 of 14	3 of 9
Fourth-Down Conversions	1 of 1	0 of 1
Red-Zone Scores-Chances	5-6	3-4
Sacks By: Number-Yards	1-7	1-7

RUSHING: OSU-J.K. Dobbins 23-163; Mike Weber 9-91; Parris Campbell 2-4; **TEAM** 3--10; Dwayne Haskins 3--11. **NEB**-Devine Ozigbo 20-86; Adrian Martinez 20-72; Maurice Washington 7-16; JD Spielman 1-6; Stanley Morgan Jr. 1-4.

PASSING: OSU-Dwayne Haskins 18-32-1-252-2 **NEB**-Adrian Martinez 22-33-0-266-1.

RECEIVING: OSU-Johnnie Dixon 5-96; Parris Campbell 4-31; Luke Farrell 3-33; K.J.Hill 2-39; J.K.Dobbins 1-22; Demario McCall 1-12; Bingimen Victor 1-10; Mike Weber 1-9. **NEB**-Stanley Morgan Jr. 7-87; JD Spielman 6-61; Jack Stoll 3-17; Mike Williams 2-21; Austin Allen 1-41; Maurice Washington 1-20; Devine Ozigbo 1-13; Bryan Reimers 1-6.

INTERCEPTIONS: OSU-None. **NEB**-Lamar Jackson 1-0

FUMBLES: OSU-Dwayne Haskins 2-1; Mike Weber 2-0; K.J. Hill 2-1. **NEB**-Adrian Martinez 2-1

TACKLES: OSU-Brendon White 8-5. **NEB**-Dedrick Young II 1-9

NEBRASKA 54, ILLINOIS 35

SCORE BY QUARTERS	1	2	3	4	FINAL
Illinois	14	7	0	14	35
Nebraska	21	17	7	9	54

SCORING SUMMARY

QTR	TIME	TEAM	SCORE
1st	NEB 13:58		Morgan 37 yd pass from Martinez (Pickering kick)
1st	ILL 10:39		Bush 11 yd run (McLaughlin kick)
1st	NEB 07:27		Adrian Martinez 9 yd run (Pickering kick)
1st	ILL 03:40		Bush 8 yd run (McLaughlin kick)
1st	NEB 01:54		Morgan 32 yd pass from Martinez (Pickering kick)
2nd	NEB 10:36		Pickering 27 yd field goal
2nd	NEB 06:00		Ozigbo 66 yd run (Pickering kick)
2nd	ILL 00:58		Bush 2 yd run (McLaughlin kick)
2nd	NEB 00:03		Stoll 12 yd pass from Martinez (Pickering kick)
3rd	NEB 04:12		Ozigbo 4 yd run (Pickering kick)
4th	NEB 12:10		Dismuke safety
4th	ILL 07:44		Bonner 2 yd run (McLaughlin kick)
4th	NEB 06:15		Ozigbo 60 yd run (Pickering kick)
4th	ILL 03:21		Brown 15 yd run (McLaughlin kick)

Lincoln (Nov. 10) - Nebraska's offense was opportunistic, turning five turnovers into 24 points en route to a 54-35 victory.

Nebraska (3-7, 2-5 Big Ten) finished with 606 yards of total offense in posting its third win in the last four contests. Adrian Martinez threw for 290 yards and accounted for four touchdowns, including three TD passes while, Devine Ozigbo ran for 162 yards and a career-high three scores.

Illinois (4-6, 2-5) had three turnovers in the first half - two muffed punts and a fumble by quarterback AJ Bush - and those miscues led to 17 points as Nebraska took a 38-21 halftime lead.

The second muffed punt by the Illini came in the final minute of the half, just seconds after Illinois cut the Nebraska lead to 31-21 with Bush's third touchdown run of the half. The Illinois defense then forced a three-and-out. Isaac Armstrong's low, line drive punt carried 43 yards but bounced off Illinois return man Jordan Holmes' chest and a mad scramble was on, resulting in a recovery by Nebraska special teams stalwart Jeremiah Stovall at the Illinois 7-yard-line with 20 seconds left. Three plays later, Martinez found tight end Jack Stoll in the middle of the end zone on a 12-yard touchdown pass.

Nebraska broke open the game early in the third quarter, as Bush's second interception was picked off by Aaron Williams. NU then went on a 17-play drive before Ozigbo scored from four yards to push the Husker lead to 45-21.

Martinez was 24 of 34 and threw for three touchdowns, and he ran 13 times for 55 yards and a TD. His 345 yards of total offense pushed his season total to a school freshman-record 2,747.

Ozigbo broke a career-long 66-yard touchdown run in the second quarter and went 60 yards for another TD in the fourth for the Huskers' final score, as he went over 2,000 career rushing yards. The Huskers averaged 9.3 yards per carry, totaling 316 yards and four rushing TDs on just 34 rushes.

Bush threw for 126 yards and was intercepted twice, but rushed for 187 yards and three scores on 25 carries, as Illinois totaled 509 yards of offense in the loss.

TEAM STATISTICS

	ILLINOIS	NEB
FIRST DOWNS	25	22
RUSHES-YARDS (NET)	49-383	34-316
PASSING YDS (NET)	126	290
Passes Att-Comp-Int	25-11-2	34-24-1
TOTAL OFFENSE PLAYS-YARDS	74-509	68-606
Fumble Returns-Yards	1-2	0-0
Punt Returns-Yards	3--15	2-33
Kickoff Returns-Yards	6-83	3-26
Interception Returns-Yards	1-0	2-2
Punts (Number-Avg)	4-32.2	4-43.2
Fumbles-Lost	7-3	3-1
Penalties-Yards	7-66	7-72
Possession Time	30:11	29:49
Third-Down Conversions	7 of 13	4 of 12
Fourth-Down Conversions	2 of 2	3 of 3
Red-Zone Scores-Chances	5-5	4-5
Sacks By: Number-Yards	3-20	3-16

RUSHING: ILL- AJ Bush 25-187; RaVon Bonner 10-81; Reggie Corbin 9-59; Dre Brown 3-51; M.J. Rivers 1-6; Team 1--1. **NEB**-Devine Ozigbo 11-162; Maurice Washington 3-67; Adrian Martinez 13-55; Andrew Bunch 1-13; Austin Rose 1-7; Mikale Wilbon 3-5; Kade Warner 1-4 Wyatt Mazour 1-3.

PASSING: ILL- AJ Bush 11-25-2-126-0 **NEB**-Adrian Martinez 24-34-1-290-3.

RECEIVING: ILL-Ricky Smalling 5-43; Trenard Davis 3-17; Sam Mays 2-32; Reggie Corbin 1-34. **NEB**-Stanley Morgan Jr. 8-131; JD Spielman 7-71; Kade Warner 4-20; Devine Ozigbo 3-36; Bryan Reimers 1-20; Jack Stoll 1-12.

INTERCEPTIONS: ILL-Tony Adams 1-0. **NEB**-Aaron Williams 1-0; Mick Stoltenberg 1-0

FUMBLES: ILL-Dre Brown 2-0;RaVon Bonner 1-0; Jordan Holmes 1-1;Trenard Davis 1-0; AJ Bush 1-1; Carlos Sandy 1-1. **NEB**-Adrian Martinez 1-0; Mick Stoltenberg 1-0; Andrew Bunch 1-1.

TACKLES: ILL-Tony Adams 5-4. **NEB**-Mohamed Barry 8-3.