

# NEBRASKA

## 2018 FOOTBALL GAME NOTES



### NEBRASKA (0-4, 0-2) AT WISCONSIN (3-1, 1-0)

SATURDAY, OCT. 6, 2018 • 6:30 P.M. CT • MADISON, WIS.  
CAMP RANDALL STADIUM • CAPACITY: 80,321 • SURFACE: FIELDTURF



### THIS WEEK'S MATCHUP

Nebraska will travel to Wisconsin on Saturday for its second road test in three weeks against a nationally ranked opponent. Kickoff from Wisconsin's Camp Randall Stadium on Saturday evening will be shortly after 6:30 p.m. CT. The game will be televised on BTN and can be heard on the IMG Husker Sports Network.

Nebraska heads to Wisconsin with an 0-4 record and an 0-2 mark in the Big Ten Conference. The Huskers fell to Purdue, 42-28, on Saturday in Lincoln despite a strong offensive effort. Nebraska gained 582 yards in the loss, with a balanced attack that featured 259 rushing yards and 323 yards through the air.

Wisconsin has captured the past two Big Ten West crowns and enters the matchup with a 3-1 record, including 1-0 in Big Ten play. Wisconsin is ranked No. 16 in this week's AP poll and 12th in the coaches poll. The Badgers opened conference action on Sept. 22 with a hard-fought, 28-17, road win at Iowa, before having a bye last weekend.

The Badgers have their traditional power running game in full gear in 2018, averaging 266 yards per game on the ground to rank first in the Big Ten and eighth nationally. Wisconsin has also been tough on defense early in the season, allowing just 14.5 points per game.

### THIS WEEK'S NUMBERS

200

Nebraska features a balanced offensive attack, averaging 203.5 rushing yards per game and 207.2 passing yards per contest. Nebraska is one of 31 teams in the country who are averaging 200 yards in both rushing and passing.

10

Nebraska senior running back Devine Ozigbo averaged 10.0 yards per rush against Purdue last Saturday. Ozigbo rushed for a career-high 170 yards on 17 carries and had a pair of rushing touchdowns.

2

Nebraska sophomore receiver JD Spielman snagged 10 receptions against Purdue for the second double-figure reception game of his career. Spielman is one of only two Huskers with two double-digit reception games in their career, joining Marlon Lucky.

### 2018 NEBRASKA FOOTBALL SCHEDULE

Sept. 1	Akron	canceled	FOX	Storms push back opening of '18 season
Sept. 8	Colorado	L, 33-28	ABC	NU rushes for 329 yards, 565 total offense
Sept. 15	Troy	L, 24-19	BTN	Husker defense limits Troy to 243 yards
Sept. 22	@ #19 Michigan	L, 56-10	FS1	NU falls in Frost's Big Ten debut
Sept. 29	Purdue	L, 42-28	BTN	Ozigbo career-high 170 yards rushing
Oct. 6	@ #16 Wisconsin	6:30 p.m.	BTN	Wisconsin leads, 8-4
Oct. 13	@ Northwestern	11 a.m.	ABC/ESPN2	Nebraska leads, 7-4
Oct. 20	Minnesota	TBA	TBA	Minnesota leads, 32-24-2
Oct. 27	Bethune-Cookman	TBA	TBA	Replaces Akron on 2018 schedule
Nov. 3	@ Ohio State	TBA	TBA	Ohio State leads, 5-1
Nov. 10	Illinois	TBA	TBA	Nebraska leads, 11-3-1
Nov. 17	Michigan State	TBA	TBA	Nebraska leads, 8-2
Nov. 23	@ Iowa	11 a.m.	FOX	Nebraska leads, 29-16-3

All times Central

### THE TEAMS



- 2018 Record: 0-4, 0-2
- Last Game: lost to Purdue, 42-28
- AP/Coaches Rank: NR



- 2018 Record: 3-1, 1-0
- Last Game: def. Iowa, 28-17
- AP/Coaches Rank: 16/12

### THE COACHES



#### Scott Frost

- 1st Season at Nebraska
- 0-4 Nebraska Record
- 3rd Career Season
- 19-11 Career Record
- 1st Meeting with Wisconsin



#### Paul Chryst

- 4th Season at Wisconsin
- 37-8 at Wisconsin
- 6th Career Season
- 56-27 Career Record
- 3-0 vs. Nebraska

### THE SERIES

- All-Time Series: Wisconsin leads, 8-4
- In Madison: Wisconsin leads, 4-1
- Last Meeting: UW, 38-17 (10/7/2017)
- Win Streak: Wisconsin, 5 games

### TV INFORMATION



#### BTN

- Play-by-Play: Kevin Kugler
- Analyst: Matt Millen
- Sidelines: Rick Pizzo

### RADIO INFORMATION



- Play-by-Play: Greg Sharpe
- Analysis: Matt Davison
- Sidelines: Ben McLaughlin
- XM Simulcast: 384
- Sirius Simulcast: 126

### ONLINE/MOBILE RADIO

- Huskers.com (free)
- Official Nebraska Huskers App (free)
- TuneIn.com (free)
- Tunein App (free)

## NEBRASKA COMMUNICATIONS

One Memorial Stadium  
P.O. Box 880123  
Lincoln, NE 68588-0123  
(402) 472-2263  
sportsinfo@huskers.com  
Shipping Address: 600 Stadium Drive

### FOOTBALL CONTACTS

**Credential Requests..... Huskers.com/Media**

**Assistant A.D./Communications... Keith Mann**  
Phone.....402-472-0237  
E-Mail.....kmann@huskers.com

**Sr. Assoc. Comm. Director . Shamus McKnight**  
Phone.....402-472-7772  
E-Mail.....smcknight@huskers.com

**Associate Director..... Matt Smith**  
Phone.....402-472-7780  
E-Mail.....msmith@huskers.com

**Admin. Associate (Credentials) .. Vicki Capazo**  
Phone.....402-472-2263  
E-Mail.....vcapazo@huskers.com

Huskers.com • @Huskers

### GENERAL MEDIA POLICIES

All player and coach interviews must be arranged at least one day in advance through the Nebraska Communications Office. Contact Keith Mann, Shamus McKnight, Matt Smith or Erica Nett. All post-practice interviews will be conducted at the practice site. Interviews will not be conducted in the weight room, Student Life Complex, training room, hallways or the tunnel leading from the locker room to the field. The Nebraska locker room, training room and football office meeting rooms are **OFF-LIMITS** to the media. When arriving for post-practice interviews, media should come to the Hawks Championship Center, or outside Memorial Stadium as instructed.

Requested players are available (depending on class schedules) at the Monday press conferences (11:30 a.m.-1 p.m.) and after practice on the field on Tuesday and Wednesday. Student-athlete cell phone numbers will **NOT** be given to the media, and media should not contact or message student-athletes directly through social media platforms.

**PRACTICES ARE CLOSED** to the media and to the general public during the season.

After all games, Nebraska's **LOCKER ROOM IS CLOSED**. Head Coach Scott Frost and requested players will be brought to the postgame interview room after a 10-minute cooling off period. At home, the postgame interview room is located in the strength complex of the Osborne Athletic Complex. Media are asked to wait to set up equipment until the conclusion of halftime. On the road, Coach Frost and requested players will be brought to the designated interview area. Please note, **NO INTERVIEWS** will be conducted on the field as the players are returning to the locker room.

## NEBRASKA MEDIA INFORMATION & POLICIES

### COACH AND PLAYER AVAILABILITY

#### MONDAY

##### Nebraska Weekly Press Conference

Selected players will be available in the West Stadium Level 6 at Memorial Stadium at 11:30 a.m. CT. The press conference will be available free at Huskers.com. Coach Frost will follow the players and conclude the press conference beginning at 12:30 p.m. CT. (Sept. 3 press conference will begin with Players at 1 p.m. and Coach Frost at 1:30 p.m.).

#### TUESDAY

Defensive assistant coaches and requested players will be available following practice.

##### Big Ten Teleconference (Scott Frost - 11:24 a.m. CT)

To participate on the teleconference, media members should call 1-866-392-7674. Contact the Big Ten Conference Office for the weekly passcode. The calls will be available for playback approximately two hours after each conference at www.bigten.org.

- 11:00 a.m. – Chris Ash, Rutgers
- 11:08 a.m. – Jim Harbaugh, Michigan
- 11:16 a.m. – Paul Chryst, Wisconsin
- **11:24 A.M. – SCOTT FROST, NEBRASKA**
- 11:32 a.m. – Mark Dantonio, Michigan State
- 11:40 a.m. – Kirk Ferentz, Iowa
- 11:48 a.m. – P.J. Fleck, Minnesota
- 11:56 a.m. – Pat Fitzgerald, Northwestern
- 12:04 p.m. – Lovie Smith, Illinois
- 12:12 p.m. – Matt Canada, Maryland
- 12:20 p.m. – Jeff Brohm, Purdue
- 12:28 p.m. – James Franklin, Penn State
- 12:36 p.m. – Urban Meyer, Ohio State
- 12:44 p.m. – Tom Allen, Indiana

#### WEDNESDAY

Offensive assistant coaches and a limited number of requested players will be available after practice.

#### THURSDAY

Coach Frost will be available after practice.

#### FRIDAY

No Media Availability.

### FROST PHONE INTERVIEWS

Media wishing to try to arrange a phone interview may contact Keith Mann for availability. Please contact the Communications Office as far in advance as possible.

### PLAYER PHONE INTERVIEWS

Out-of-town media requesting phone interviews with players should contact Keith Mann or Shamus McKnight with those requests, preferably on Sundays, but no later than 10 a.m. CT on Monday of game week. Other than rare exceptions, these interviews will take place only during the Monday press conference window or the Tuesday or Wednesday post-practice player availability.

### NEBRASKA FOOTBALL HEAD SHOTS

Action photos and/or a flash drive of Nebraska head shots may be obtained by calling or e-mailing the Nebraska Communications Office.

### HUSKERS.COM

Huskers.com is the official site of Nebraska Athletics and includes updated stats, game notes, depth chart and extensive quotes and audio and video clips from Nebraska's Monday press conference, including Coach Frost and selected players in the afternoon.

### CREDENTIALS

Media may make credential requests for home games on-line at Huskers.com/media. Follow the steps on the web site to complete the application. You will receive

an e-mail confirming your application, and approval/denial e-mail. Contact Vicki Capazo at (402) 472-2263 with questions. Once again this season, photo ID will be required to gain access to the stadium on game day and the name on your photo ID and credential must match. Single-game credentials will not be mailed and must be picked up on game day at media will call. Single-game parking passes will be mailed to media.

### TELECONFERENCE/SATELLITE FEED/FTP

For video of Nebraska's press conferences contact the Communications Office. All of Coach Frost's press conferences are available live on Huskers.com. Several players will precede Frost at the press conference.

### MEDIA GUIDE AND ON-LINE

PDF versions of the 2018 Nebraska media guide and all-sport record book are available on Huskers.com. Please go to the "Football" page and click on "Media Guide" link under the "More" tab on the menu bar.

### THE BANK OF THE WEST NEBRASKA FOOTBALL SHOW

The Nebraska Football television show will air on several affiliates throughout the 2018 season. The stations and times are as follows:

- KOLN/KGIN – Lincoln (Sunday, 10:35 p.m.)
- KNPL – North Platte (Sunday, 10:35 p.m.)
- KMTV – Omaha (Sunday, 11 p.m.)
- Fox Sports Midwest – Monday, 1 p.m.

The N-Side Nebraska show will follow the half-hour football show and feature all 24 of Nebraska's sports, including football during the fall.

### IMG HUSKER SPORTS RADIO NETWORK

The Husker IMG Sports Network will continue the strong tradition of broadcasting excellence in 2018, as it brings NU football to fans across the nation and the world.

In the state of Nebraska, KXSP (590 AM and KEZO (92.3 FM) serve as the Omaha affiliates. KLIN (1400 AM) along with KFGE (98.1 FM) remain the Lincoln affiliates, while KRVN (880 AM) is a powerful central Nebraska affiliate that reaches around the state. All radio broadcasts are available live on

### 2018 NEBRASKA STATIONS

- Ainsworth, KBRB-AM: 1400
- Alliance, KCOW-AM: 1400
- Beatrice, KWBE-AM: 1450
- Broken Bow, KBBN-FM: 95.3
- Chadron, KCSR-AM: 610
- Columbus, KJSK-AM: 900
- Columbus, KLIR-FM: 101.1
- Cozad, KAMI-AM: 1580
- Fairbury, KGMT-AM: 1310
- Fairbury, KUTT-FM: 99.5
- Falls City, KTCN-AM: 1230
- Fremont, KFMT-FM: 105.5
- Grand Island, KRGI-AM: 1430
- Grand Island, KRGY-FM: 97.3
- Hastings, KHAS-AM: 1230
- Hastings, KLIQ-FM: 94.5
- Hiawatha, KS, KLZA-FM: 101.3
- Holdrege, KUVR-AM: 1380
- Holdrege, KMTY-FM: 97.7
- Imperial, KADL-FM: 102.9
- Kearney, KGFV-AM: 1340
- Kearney, KQKY-FM: 105.9
- Lexington, KRVN-AM: 880
- Lincoln, KLIN-AM: 1400
- Lincoln, KFGE-FM: 98.1
- McCook, KSWN-FM: 93.9
- McCook, KZMC-FM: 102.1
- Nebraska City, KNKY-AM: 1600
- Nebraska City, KBIE-FM: 103.1
- Norfolk, KNEN-FM: 94.7
- North Platte, KODY-AM: 1240
- Ogallala, KQTL-FM: 93.5
- Omaha, KXSP-AM: 590
- Omaha, KEZO-FM (Z-92): 92.3
- Rapid City, SD, KTOQ-AM: 1340
- Scottsbluff, KNEB-AM: 960
- Scottsbluff, KNEB-FM: 94.1
- Sidney, KSID-AM: 1340
- Sidney, KSID-FM: 98.7
- Sioux City, IA KSEZ-FM: 97.9
- Sioux Falls, SD KS00-FM: 99.1
- Superior, KRFS-AM: 1600
- Superior, KRFS-FM: 103.9
- Valentine, KVSH-AM: 940
- West Point, KTIC-AM: 840
- West Point, KTIC-FM: 98.3
- Yankton, SD KKYA-FM: 93.1
- York, KAWL-AM: 1370
- Winner, SD, KWYR-AM: 1260

Huskers.com, the Official Husker App, TuneIn.com, the TuneIn Radio App and SiriusXM Satellite Radio.

## WEEKLY MEDIA CALENDAR: NEBRASKA AT WISCONSIN (OCT. 1-6)

MONDAY, OCT. 1	TUESDAY, OCT. 2	WEDNESDAY, OCT. 3	THURSDAY, OCT. 4	FRIDAY, OCT. 5	SATURDAY, OCT. 6
<b>PRACTICE</b> 8:45 a.m.-10:30 a.m.  <b>NO MEDIA ACCESS</b>	<b>PRACTICE</b> 8:50 - 10:50 a.m.  <i>Available after practice:</i> • Defensive Coaches • Requested Players	<b>PRACTICE</b> 8:25 - 10:25 a.m.  <i>Available after practice:</i> • Offensive Coaches • Requested Players	<b>PRACTICE</b> 9:10 - 10:50 a.m.  <i>Available after practice:</i> • Coach Frost	<b>PRACTICE</b> Morning practice at Memorial Stadium  <b>NO MEDIA ACCESS</b>	<b>GAME DAY</b> Nebraska at Wisconsin, 6:30 p.m. (BTN)
<b>PRESS CONFERENCE</b> 11:30 a.m. - Players 12:30 p.m. - Coach Frost	<b>BIG TEN CONF. CALL</b> 11 a.m. - Call begins 11:24 a.m. - Scott Frost <i>Details: Contact Big Ten</i>		<b>NEBRASKA FOOTBALL RADIO HOUR (HSN)</b> 7 p.m. - Greg Austin	Travel to Madison via charter plane	<b>POST-GAME</b> Post-game interview area: • Scott Frost • Requested players

## NEBRASKA-WISCONSIN SERIES

Games: 12

Standing: Wisconsin leads, 8-4

At Madison: Wisconsin leads, 4-1

## NEBRASKA-WISCONSIN MEETINGS

DATE	SITE	NU/WIS	RES.	SCORE
11/2/1901	Milwaukee	/	L	0-18
10/9/1965	Lincoln	2/	W	37-0
10/8/1966	Madison	7/	W	31-3
9/29/1973	Lincoln	2/	W	20-16
9/21/1974	Madison	4/	L	20-21
10/1/2011	Madison	8/7	L	17-48
9/29/2012	Lincoln	22/	W	30-27
12/1/2012	Indianapolis*	14/	L	31-70
11/15/2014	Madison	11/22	L	24-59
10/10/2015	Lincoln	/	L	21-23
10/29/2016	Madison	7/11	L	17-23 (ot)
10/7/2017	Lincoln	/9	L	17-38

\*Big Ten Championship Game

SERIES SCORING	TOTAL	AVERAGE
Nebraska	265	22.1
Wisconsin	346	28.8

- Including this Saturday's matchup, at least one of the teams has been ranked in 11 of 13 all-time meetings between the schools.
- Nebraska and Wisconsin will be playing for the Freedom Trophy for the fifth time in 2018. The trophy debuted in 2014 when the schools were aligned in the Big Ten West and began meeting each year.
- Nebraska and Wisconsin have met seven times as Big Ten schools, including twice in 2012 when the teams met in the Big Ten Championship Game.
- Wisconsin Athletic Director Barry Alvarez played at Nebraska from 1965 to 1967. The Huskers defeated Wisconsin in both 1965 and 1966 while Alvarez was a Husker.

## HUSKERS TO FACE ANOTHER RANKED OPPONENT ON ROAD

The trip to Madison will be Nebraska's second road game in three weeks against a ranked opponent. The Huskers lost at No. 19 Michigan on Sept. 22 in their Big Ten opener.

Wisconsin enters Saturday's matchup ranked No. 16 in the Associated Press Poll and 12th in the coaches poll.

Nebraska has two additional upcoming games against ranked teams in the AP poll including No. 3 Ohio State, and No. 20 Michigan State.

- Nebraska will be looking for its first win over a ranked opponent since a win over No. 22 Oregon in Lincoln in 2016. It would also be the highest ranked team Nebraska has defeated since a 39-38 win over No. 6 Michigan State in 2015.
- The Huskers' last road win over a ranked opponent was a 17-14 win at No. 12 Penn State in 2011.
- Head Coach Scott Frost led UCF to three consecutive wins against ranked teams to complete the 2017 season, capping the perfect campaign with a win over No. 7 Auburn in the Peach Bowl. Frost was 3-1 overall against ranked opponents at UCF.

## NEBRASKA ADDS GAME WITH BETHUNE-COOKMAN TO FINALIZE 2018 SCHEDULE

Nebraska has added a game against Bethune-Cookman University on Oct. 27 at Memorial Stadium to fill an opening on the 2018 football schedule. The contest will replace the Huskers' Sept. 1 game against Akron which was canceled due to severe storms in Lincoln.

Bethune-Cookman plays in the Football Championship Subdivision and owns a 1-3 record in 2018. The Wildcats compete in the Mid-Eastern Athletic Conference and posted a 6-2 record in league play in 2017. Coach Terry Sims is in his fourth season guiding the BCU program.

- With the addition of the game against Bethune-Cookman, Nebraska will play 12 consecutive weeks and will not have a bye. The 2018 season will mark the first time in school history Nebraska has played 12 consecutive weeks.

## NU LOOKS TO FIND SUCCESS IN THE RUNNING GAME

Nebraska churned out 329 rushing yards in the opener against Colorado, and has shown the ability to feature a strong rushing attack this season.

- Nebraska had 259 rushing yards against Purdue last week, marking the third time in four games the Huskers have topped 180 rushing yards. NU is averaging 203.5 rushing yards per game to rank seventh in the Big Ten.
- The rushing total against Colorado bettered Nebraska's season highs from 2017. In fact, the Huskers had 243 rushing yards by halftime, surpassing last year's single-game high of 225 yards against Arkansas State.
- The 329 rushing yards were Nebraska's most yards on the ground since rushing for 458 yards against Illinois in 2014.
- Nebraska surpassed 300 yards on the ground for the first time since rushing for 310 yards at Northwestern on Sept. 24, 2016.
- Adrian Martinez (117) and running back Greg Bell (104) both cracked the century mark on the ground. That marked the first time Nebraska had a pair of 100-yard rushers in the same game since a 2014 win over Illinois.
- Nebraska added a third 100-yard rushing game against Purdue when running back Devine Ozigbo churned out a career-high 170 yards.
- Ozigbo's 170 rushing yards were the most by a Husker in a Big Ten game since Ameer Abdullah had 225 rushing yards against Rutgers in 2014.
- Nebraska had a pair of runs of 40 yards or more against Colorado—a 41-yard touchdown by Martinez and a 45-yard rush by Bell. That was the first time Nebraska had two runs of at least 40 yards in a game since a 2014 win at Fresno State.

## BIG TEN STANDINGS



### WEST DIVISION

Place	Team	Overall	Big Ten
1.	Wisconsin	3-1	1-0
2.	Purdue	2-3	1-1
	Northwestern	1-3	1-1
4.	Iowa	3-1	0-1
	Minnesota	3-1	0-1
	Illinois	2-2	0-1
<b>7.</b>	<b>Nebraska</b>	<b>0-4</b>	<b>0-2</b>

### EAST DIVISION

Place	Team	Overall	Big Ten
1.	Ohio State	5-0	2-0
	Michigan	4-1	2-0
3.	Maryland	3-1	1-0
	Michigan State	3-1	1-0
5.	Penn State	4-1	1-1
	Indiana	4-1	1-1
7.	Rutgers	1-4	0-2

## PLAYER OF THE WEEK NOMINEES

GAME	OFF.	DEF.	SPEC.	FROSH
COLO	--	--	--	---
TROY	--	--	--	--
MICH	--	--	--	--
PUR	--	--	--	--
WIS				
NW				
MINN				
BCU				
OSU				
ILL				
MSU				
IOWA				

*Bold indicates winner*

## 2018 HUKER HONORS

### FREEDOM AKINMOLADUN, SR., DL

- AFCA Good Works Team (1 of 11 in FBS)

### CALEB LIGHTBOURN, JR., P

- Ray Guy Award Watch List (1 of 27)

### STANLEY MORGAN JR., SR., WR

- Biletnikoff Award Watch List (1 of 50)

### JD SPIELMAN, SO., WR

- Hornung Award Watch List (1 of 43)
- Biletnikoff Award Watch List (1 of 50)

### JACK STOLL, SO., TE

- Mackey Award Watch List (1 of 64)

## LAST TIME OUT

### PURDUE 42, NEBRASKA 28

Team Stats	PUR	NU
First Downs	27	31
Rushes-Yards	37-188	39-259
Passes	25-42-0	25-42-1
Passing Yards	328	323
Total Offense	516	582
3rd Downs	7-of-16	4-of-12
Turnovers	0	1
Penalties	10-75	11-136
Time of Possession	36:16	23:44

#### NU Rushing Leaders

Devine Ozigbo—17 carries, 170 yards, 2 TD  
Adrian Martinez—18 carries, 91 yards

#### NU Passing Leader

Adrian Martinez—25-42-1, 323 yards, 2 TD

#### NU Receiving Leaders

JD Spielman—10 catches, 135 yards, 2 TD  
Stanley Morgan Jr.—4 catches, 69 yards  
Jack Stoll—4 catches, 51 yards

#### NU Defensive Leaders

Mohamed Barry—11 tackles, TFL, QB hurry  
Aaron Williams—8 tackles  
Dicaprio Bootle—7 tackles, 3 PBU

### NOTING GAME 4

- Nebraska's loss snapped a streak of nine straight wins in Homecoming games. The Huskers dropped to 6-2 in Big Ten Conference home openers.
- Sophomore receiver JD Spielman had his third career 100-yard receiving game with 10 catches for 135 yards and two touchdowns.
- Spielman surpassed 1,000 career receiving yards in his 15th career game.
- Senior receiver Stanley Morgan Jr. became the fifth Husker to surpass 2,000 career receiving yards. He caught at least three passes for the 16th straight game.
- Senior Devine Ozigbo notched his fifth career 100-yard rushing game with a career-high 170 yards on 17 carries.
- Freshman quarterback Adrian Martinez completed 25-of-42 passes for 323 yards and two touchdowns, setting career highs in each category.
- Martinez accounted for 414 yards of total offense, marking the 10th-best single-game total offense output in Husker history.
- Sophomore tight end Jack Stoll set career highs with four receptions for 51 yards.
- Cornerback Dicaprio Bootle had a team-high three pass breakups, one week after having five PBU at Michigan.
- Junior linebacker Mohamed Barry had a team-high 11 tackles, marking his third double-figure tackle game of the 2018 season.

### RUSHING BATTLE OFTEN HOLDS THE KEY TO SUCCESS

The ability to win the running game battle has long been key to victory for the Huskers. Nebraska has three losses this season while controlling the run game, which is a rarity.

- Before the Colorado loss, Nebraska had won 15 consecutive games when holding an advantage in rushing yards.
- Scott Frost is 11-4 in his coaching career when his team out-rushes the opponent.
- Nebraska has won 28 of its last 30 games when holding the opponent to fewer than 100 yards rushing, dating back to 2009.
- Frost and staff are 6-2 over the past three seasons when holding the opponent to under 100 rushing yards.

### OFFENSE HOPES TO SUSTAIN MOMENTUM AT WISCONSIN

Head Coach Scott Frost and his staff oversaw one of the nation's most potent offenses at UCF in 2017. Nebraska has shown signs this season of an explosive offense, beginning with its effort in the opener with Colorado when NU had 565 yards of total offense.

- Nebraska is coming off a season-high offensive output with 582 yards against Purdue, including 259 rushing yards and 323 on the ground.
- The 565 yards against Colorado marked the first 500-yard total offense game for the Huskers since posting 556 yards at Northwestern in 2016.
- The total offense output against Colorado was the best at the time by Nebraska in 35 games, dating back to a 610-yard effort against Southern Miss in 2015.
- Nebraska ranks seventh in the Big Ten in total offense at 410.8 yards per game and is one of only 31 teams in the nation averaging at least 200 yards in both rushing and passing.

### NEBRASKA PASSING GAME LED BY RECORD-SETTING TANDEM

In 2017, Stanley Morgan Jr. and JD Spielman combined for 1,816 receiving yards, the highest two-player total in Husker history.

Morgan set an NU record with 986 receiving yards in 2017. Spielman added 830 receiving yards, a total that ranked seventh in school history and was the most ever by a Husker freshman.

- In four games in 2018, the duo has combined for 40 receptions for 521 yards and five touchdowns.

### TOP RECEIVING DUOS IN NU HISTORY

YEAR	PLAYERS	YARDS
2017	Stanley Morgan Jr. (986)* JD Spielman (830)*	1,816
2008	Nate Swift (941) Todd Peterson (786)	1,727
2015	Jordan Westerkamp (918)* Brandon Reilly (754)*	1,672
2014	Kenny Bell (788) Jordan Westerkamp (747)	1,535
2007	Maurice Purify (814) Marlon Lucky (705)	1,519

\*both players returned the next season

### B1G RECEIVING DUO

Spielman and Morgan were at their best in conference play in 2017. Spielman and Morgan ranked first and second, respectively, in the Big Ten last season in receiving yards per play in conference play. Spielman led the league with 88.1 receiving yards per game in conference-only games, while Morgan averaged 85.9 yards per game in league play.

- Spielman (88.1 ypg) and Morgan (85.9 ypg) are the only returning Big Ten players who averaged at least 59 receiving yards per game during Big Ten Conference play last season. The next highest returning receiver is Penn State's Juwan Johnson, who averaged 58.9 receiving yards per game during the 2017 Big Ten slate.

### TOP RETURNING B1G RECEIVERS

PLAYER, SCHOOL	2017 REC. YDS/GM
JD Spielman, Nebraska	88.1
Stanley Morgan Jr., Nebraska	85.9
Juwan Johnson, Penn State	58.9

### MORGAN AIMS TO BE NEBRASKA'S ALL-TIME LEADING RECEIVER

After setting a school record with 986 receiving yards in 2017, Stanley Morgan Jr. is challenging to become Nebraska's all-time leading receiver this fall.

Morgan has 136 career receptions, which ranks in a tie for fifth on NU's all-time list. He needs 45 receptions to tie Kenny Bell (181) atop the Husker chart. Morgan has 2,012 career receiving yards to rank fifth on Nebraska's all-time list. Morgan needs 677 yards to tie Bell (2,689) for the most receiving yards in program history.

The New Orleans native put himself in position to challenge Nebraska's all-time records thanks to a breakout junior season, when he earned All-Big Ten accolades. Morgan caught 61 passes for 986 yards and 10 touchdowns in 2017.

- Morgan set Nebraska records with 986 receiving yards and five 100-yard receiving games in 2017, while ranking third in school history in touchdown receptions (10) and fifth in catches (61).
- He led the Big Ten and ranked 14th nationally in receiving yards per game (89.6) in 2017. His 986 receiving yards ranked second nationally among players who saw action in 11 or fewer games.
- Morgan led all Big Ten wide receivers and ranked 16th nationally in touchdown catches with his 10 touchdown grabs.
- He produced his first five career 100-yard receiving efforts in 2017, leading the Big Ten in that category.
- Morgan posted 185 receiving yards at No. 13 Penn State, the second-highest total in school history.
- He has had at least three catches in 16 straight games. Morgan has a streak of 30 consecutive games with a reception, the fourth-longest streak in Husker history.
- Morgan had 69 receiving yards against Purdue and in the process became the fifth Husker with 2,000 career receiving yards.

## MORGAN ON NU'S CAREER CHARTS

CATEGORY	TOTAL	RANK	RECORD
100-Yard Games	5	4th	10
Receiving Yards	2,012	5th	2,689
TD Catches	16	5th	25
Receptions	136	t-5th	181

## NEBRASKA CAREER RECEPTIONS

RK	PLAYER, YEARS	RECEPTIONS
1.	Kenny Bell, 2011-14	181
2.	Jordan Westerkamp, 2013-16	167
3.	Nate Swift, 2005-08	166
4.	Johnny Rodgers, 1970-72	143
5.	Terrence Nunn, 2004-07	136
	<b>Stanley Morgan Jr., 2015-present</b>	<b>136</b>

## NEBRASKA CAREER RECEIVING YARDS

RK	PLAYER, YEARS	YARDS
1.	Kenny Bell, 2011-14	2,689
2.	Johnny Rodgers, 1970-72	2,479
3.	Nate Swift, 2005-08	2,476
4.	Jordan Westerkamp, 2013-16	2,474
5.	<b>Stanley Morgan Jr., 2015-pres.</b>	<b>2,012</b>

## MORGAN STRIVES FOR ROAD SUCCESS AT CAMP RANDALL

Stanley Morgan Jr. was at his best away from Lincoln in 2017, putting up big numbers in road games. He hopes to continue that trend at No. 16 Wisconsin on Saturday night.

- Morgan had 32 receptions for 533 yards and five touchdowns in 2017 road games. His average of 106.6 receiving yards per road game in 2017 ranked fifth nationally and was second among all Power Five players.
- Morgan had three 100-yard receiving games on the road in 2017. He caught seven passes for 103 yards and two touchdowns at Oregon, had six catches for 112 yards and the game-winning score at Purdue and hauled in seven passes for 185 yards and a touchdown at No. 13 Penn State. Morgan also had eight catches for 96 yards and a touchdown at Illinois.
- Morgan's career highs in receptions (8 at Illinois), receiving yards (185 at Penn State) and receiving touchdowns (2 at Oregon) all came on the road last season.
- Morgan had three catches for 61 yards at Michigan on Sept. 22 in Nebraska's first road game of 2018.

## SPIELMAN BUILDING ON

### FRESHMAN ALL-AMERICA SEASON

JD Spielman is in his sophomore season after earning freshman All-America accolades in 2017. Spielman emerged as one of the nation's most productive freshmen in 2017.

Spielman was named a freshman All-American by both USA Today and the Football Writers Association of America and was a third-team coaches' All-Big Ten pick. He also made the Big Ten Network's All-Freshman team as both a wide receiver and kickoff returner.

Spielman hauled in 55 receptions for 830 yards as a redshirt freshman in 2017, both of which were Nebraska freshman records. He also totaled 669 kickoff return yards to finish with 1,572 all-purpose yards, the most by a freshman in school history.

- Spielman is off to a solid start in 2018. He leads the team in receptions (23) and receiving TDs (4) and is second in receiving yards (252).

- Spielman is coming off a strong game against Purdue with 10 catches for 135 yards and two touchdowns. It was the third 100-yard game of his career, and first multiple TD reception game of his career.

- Spielman surpassed 1,000 career receiving yards against Purdue, reaching the plateau in 15 career games. Spielman eclipsed 1,000 career receiving yards in fewer games than any player in NU history. Spielman has 1,082 receiving yards and is the 27th player in school history to surpass 1,000 receiving yards.

- His 57-yard touchdown catch against Colorado marked the sixth play of 40 yards or longer for Spielman. He has three kickoff returns of that length, two receptions and one rush.

- Spielman led all FBS freshmen in receiving yards (830) in 2017. Spielman also ranked second among all freshmen nationally in kickoff return yards (669) and catches per game (5.0), was third in all-purpose yards (1,572) and fifth with 55 total receptions.

- Among all FBS players, Spielman ranked 13th nationally in all-purpose yards and was one of only five players in the country to total 1,500 all-purpose yards in fewer than 90 attempts in 2017. He also led all FBS players in fourth-down receptions (7) and receiving yards (89).

- Spielman led the Big Ten in kickoff return yards and kick return average and was third in all-purpose yards and receiving yards per game. He also led the league with 88.1 receiving yards per game in conference play.

- An explosive playmaker, Spielman posted Nebraska's longest return in 2017 (a 99-yard kickoff return vs. Arkansas State), the Huskers' longest rush (40 yards vs. Northwestern) and the team's second-longest reception (77 yards vs. No. 9 Ohio State).

- Spielman had 11 catches for a school-record 200 yards against No. 9 Ohio State. In addition to posting the only 200-yard receiving game in school history, Spielman's 11 catches were the most ever by a Husker freshman and ranked third overall in program history.

## 2017 FBS FRESHMAN LEADERS RECEIVING YARDS PER GAME

RK	PLAYER, SCHOOL	RECEIVING YPG
1.	<b>JD Spielman, Nebraska</b>	<b>75.5</b>
2.	Justin Hall, Ball State	66.8
3.	McLane Mannix, Nevada	64.8

## RECEIVING YARDS

RK	PLAYER, SCHOOL	YARDS
1.	<b>JD Spielman, Nebraska</b>	<b>830</b>
2.	Tyler Vaughns, USC	809
3.	Ceedee Lamb, Oklahoma	803

Note: Spielman played 11 games, while Vaughns & Lamb played 14 games

## ALL-PURPOSE YARDS

RK	PLAYER, SCHOOL	ATT.	YDS
1.	Jonathan Taylor, Wisconsin	307	2,072
2.	AJ Dillon, Boston College	300	1,589
3.	<b>JD Spielman, Nebraska</b>	<b>92</b>	<b>1,572</b>

## 2018 OFFENSE GAME-BY-GAME

### RUSHING

GAME	ATT.	YDS.	TD	LONG
COLO	54	329	3	45
TROY	48	187	0	29
MICH	30	39	1	23
PUR	39	259	2	35

WIS  
NW  
MINN  
BCU  
OSU  
ILL  
MSU  
IOWA

### PASSING

GAME	PASSES	YDS.	TD	LONG	SACKS
COLO	19-29-1	236	1	57	2-12
TROY	19-27-2	177	2	33	3-23
MICH	13-24-1	93	0	32	4-39
PUR	25-42-1	323	2	33	2-11

WIS  
NW  
MINN  
BCU  
OSU  
ILL  
MSU  
IOWA

## 2018 DEFENSE GAME-BY-GAME

### RUSHING DEFENSE

GAME	ATT.	YDS.	TD	LONG
COLO	35	44	1	16
TROY	34	143	2	57
MICH	45	285	4	46
PUR	37	188	4	42

WIS  
NW  
MINN  
BCU  
OSU  
ILL  
MSU  
IOWA

### PASSING DEFENSE

GAME	PASSES	YDS.	TD	LONG	SACKS
COLO	33-50-0	351	3	40	7-43
TROY	14-21-1	110	0	39	3-19
MICH	18-31-1	206	2	56	1-9
PUR	25-42-0	328	1	51	1-2

WIS  
NW  
MINN  
BCU  
OSU  
ILL  
MSU  
IOWA

### SACKS/TFL

GAME	SACKS	YARDS	TFL	YARDS
COLO	7	43	14	59
TROY	3	19	7	26
MICH	1	9	5	23
PUR	1	2	5	19

WIS  
NW  
MINN  
BCU  
OSU  
ILL  
MSU  
IOWA



Nebraska has a long-standing tradition of being one of the leading programs in putting players into the National Football League.

Twenty-five Huskers are currently on NFL rosters, including 18 on active 53-man rosters, with another four players on NFL practice squads and three players on injured reserve.

The group is led by four-time All-Pro and five-time Pro Bowl selection Ndamukong Suh who is in his first season with the Los Angeles Rams. Linebacker Lavonte David is a captain of the Tampa Bay Buccaneers and has more than 750 tackles in six NFL seasons. David is a three-time All-Pro.

- Nebraska has had more than 400 players see action in the National Football League.
- At least one Husker has been selected in 56 consecutive NFL Drafts, the fifth-longest streak in NFL history.
- Two or more Huskers were taken in every NFL Draft from 1963 to 2016, the longest such streak in Draft history.
- A former Husker has appeared on a Super Bowl roster for 25 consecutive years, the longest streak in the nation.
- Since 1997, Nebraska ranks second in the Big Ten Conference with 90 NFL draftees.

*Chris Jones, Arizona Cardinals, PS*  
*Sam Koch, Baltimore Ravens*  
*Alex Lewis, Baltimore Ravens*  
*Stanley Jean-Baptiste, Baltimore Ravens, IR*  
*Prince Amukamara, Chicago Bears*  
*Cethan Carter, Cincinnati Bengals, IR*  
*Maliek Collins, Dallas Cowboys*  
*Randy Gregory, Dallas Cowboys*  
*Brett Maher, Dallas Cowboys*  
*Andy Janovich, Denver Broncos, Team Captain*  
*Ameer Abdullah, Detroit Lions*  
*Matt Slauson, Indianapolis Colts*  
*Niles Paul, Jacksonville Jaguars*  
*Tanner Lee, Jacksonville Jaguars, PS*  
*Ndamukong Suh, Los Angeles Rams*  
*Rex Burkhead, New England Patriots*  
*Vincent Valentine, New England Patriots, PS*  
*Nick Gates, New York Giants, IR*  
*Quincy Enunwa, New York Jets*  
*Spencer Long, New York Jets*  
*Brent Qvale, New York Jets*  
*Nathan Gerry, Philadelphia Eagles*  
*Lavonte David, Tampa Bay Buccaneers*  
*Will Compton, Tennessee Titans*  
*Joshua Kalu, Tennessee Titans, PS*

## SPIELMAN SHINES AGAINST RANKED OPPONENTS

As a redshirt freshman last season, JD Spielman took his game to another level against the top competition. Nebraska faced three ranked opponents in 2017 - all in Big Ten play - and Spielman produced three of his top four receiving efforts in those matchups.

- Spielman caught 23 passes for 375 yards and one touchdown in three games against ranked opponents. He averaged 7.7 receptions per game and 125.0 receiving yards per game in those three contests.
- Spielman had six catches for 79 yards against No. 9 Wisconsin and then posted career highs of 11 receptions and 200 yards the next week against No. 9 Ohio State. In his final game of 2017, Spielman caught six passes for 96 yards at No. 13 Penn State.
- Spielman's 11 catches against Ohio State last season were the most ever by a NU freshman and ranked third overall in Husker history. His 200 receiving yards set a Nebraska record.
- Spielman had four receptions in the Huskers' Sept. 22 game at No. 19 Michigan, the first ranked foe of the 2018 season for Nebraska.

### SPIELMAN RECEIVING COMPARISON

CATEGORY	REC/GM	YDS/GM	TD
vs. non-ranked	4.7	62.9	4
vs. ranked	6.8	95.0	1

## FRESHMAN QB MARTINEZ BRINGS DUAL THREAT TO HUSKER OFFENSE

True freshman Adrian Martinez has shown the ability to be a perfect fit in Coach Scott Frost's high-powered offense.

Martinez had a memorable first start against Colorado on Sept. 8. He rushed 15 times for 117 yards and two touchdowns, including a 41-yard run in the first quarter. He completed 15-of-20 passes for 187 yards and one touchdown.

After missing the Troy game with an injury, Martinez returned and played the first half at Michigan, before turning in a strong effort against Purdue.

- Against the Boilermakers, Martinez threw for 323 yards and two touchdowns, while adding 91 rushing yards.
- The 414 yards of total offense against Purdue is the 10th-highest total in school history. The total offense and passing yardage totals are also the most by a true freshman in Nebraska history.
- Martinez became the first true freshman quarterback in Nebraska history to start a season opener. He was just the second freshman quarterback to start an opener, joining Taylor Martinez who started as a redshirt freshman in 2010.
- Martinez joined Tommie Frazier (1992) and Cody Green (2009) as the only true freshmen to start at quarterback in Husker history.
- The 117 rushing yards by Martinez against Colorado were the most rushing yards by a Nebraska quarterback since Tommy Armstrong Jr. rushed for 132 yards at Northwestern in 2016. It marked the most rushing yards for a quarterback in a season opener since Taylor Martinez ran for 135 yards against Chattanooga in 2011.

- The 41-yard touchdown run by Martinez against Colorado was the longest rush by a Husker quarterback since Armstrong had a 42-yard run against McNeese State in 2014.
- Prior to his 414-yard effort against Purdue, Martinez's 302 yards of total offense against Colorado was the highest ever by a true freshman Husker quarterback.

## CLEAN SLATE AT QUARTERBACK

Nebraska's roster features four quarterbacks, none of whom had ever taken a snap for the Huskers before he 2018 season. Among the four quarterbacks, only a pair of transfers - sophomore Andrew Bunch (Scottsdale CC) and sophomore Noah Vedral (UCF) - had taken a snap at the collegiate level. Vedral is the only quarterback on the roster who has appeared in an FBS game, but he must sit out this fall due to NCAA transfer rules.

- This year marks the first time since 1972 - Bob Devaney's final year - that the Huskers opened a season without a single quarterback who had ever taken a snap at Nebraska. In that 1972 season, Dave Humm emerged as the starter and threw for 2,259 yards, which at the time was both a Nebraska and Big Eight Conference record. Humm was a freshman on the Husker roster in 1971, but freshmen were ineligible at the time per NCAA rules.
- True freshman starter Adrian Martinez missed all of his senior season in 2017 due to injury. Before the Sept. 8 opener with Colorado, he last played in a game on Nov. 25, 2016, for Clovis High School in the semifinals of the Central Section CIF Division I Championships.
- For the third time in four seasons, Scott Frost's offense is being run by a quarterback who had never taken a snap at the FBS level prior to the start of the season. That group includes Adrian Martinez and Andrew Bunch this season, true freshman McKenzie Milton at UCF in 2016 and FCS transfer Vernon Adams Jr. at Oregon in 2015.
- Frost has been an offensive play-caller for three quarterbacks in his career, and each of those quarterbacks have been among the most efficient passers in NCAA history. Heisman Trophy winner Marcus Mariota led the nation in pass efficiency in 2015 with the 11th-best mark in NCAA history. The next year, first-year starter Vernon Adams led the nation in pass efficiency with the 16th-best mark in NCAA history. McKenzie Milton emerged as the starter in the third game of his true freshman season at UCF in 2016 and in his first year as the full-time starter, Milton ranked second nationally in pass efficiency in 2017 with the No. 16 mark in NCAA history.
- Quarterbacks coach Mario Verduzco has guided four quarterbacks to conference newcomer-of-the-year accolades in the past 17 seasons.

## DEFENSE TO FACE BADGERS' POWERFUL RUN GAME

The Nebraska defense has shown signs of improved play this fall, and will be put to the test at Wisconsin on Saturday. The Badgers rank first in the Big Ten and eighth nationally in rushing at 266 yards per game. Wisconsin has topped 200 yards in each of its four games, including a 417-yard rushing effort against New Mexico.

- Nebraska recorded seven sacks for 43 yards against Colorado. The seven sacks were the most for the Huskers since also recording seven at Michigan in 2013—a span of 56 games. The last time Nebraska had more than seven sacks was in the 2009 Big 12 title game against Texas, when the Huskers had nine sacks.
- Nebraska added three sacks against Troy and has 12 sacks in four games. Nebraska is nearing its 2017 team sack total. The Huskers finished last season with 14 sacks for 85 yards.
- Nebraska limited Colorado to 44 rushing yards, including just 12 first-half rushing yards. The 44 yards rushing are the fewest by a Nebraska opponent since Maryland rushed for 11 yards in 2016.

## BARRY LEADING HUSKER LINEBACKING CORPS

Junior linebacker Mohamed Barry has been the catalyst of a productive linebacking corps. Barry has posted three double-figure tackle games and leads the Huskers with 37 tackles, while tying for the team lead with five tackles for loss.

In addition to Barry, Nebraska has started three other veterans in 2018, including four-year started Dedrick Young at the other inside linebacker spot. They are joined on the outside by fifth-year senior Luke Gifford and fourth-year junior Tyrin Ferguson.

- Barry opened the year with a career-high 12 tackles against Colorado, and had 11 tackles against both Michigan and Purdue. He had a career-high three tackles for loss and his first career sack at Michigan.
- Each of the four linebackers made their presence known against Colorado. The group represented the top four tacklers in the game, all totaling at least nine tackles.
- As a group, the Huskers' four starting linebackers combined for 42 tackles, 2.5 sacks and seven tackles for loss against Colorado.
- Gifford starred against Colorado with 11 tackles, 1.5 sacks and two tackles for loss. He is tied for the team lead in both tackles for loss (5) and sacks (2.5).
- The four starting linebackers represent four of Nebraska's seven leading tacklers on the season. The group has accounted for 18 of the team's 32 tackles for loss and 4.5 of the Huskers' 12 sacks.

## YOUNG CLIMBING NU TACKLE LIST

Senior linebacker Dedrick Young II continues to climb NU's career tackles chart. He has 226 career tackles to tie for 21st on the Husker tackle list, leaving him just 30 tackles shy of the career top 10.

Young entered his senior season with 201 career tackles, nearly 70 more than any other Husker. That total marked the fourth-highest total ever for a Nebraska player entering his senior season.

- Young is the 35th Husker to record 200 career tackles and was just the fourth to reach the mark prior to his senior season.
- Young needs 50 tackles to crack the top five on the career tackle list. Young has averaged 67 tackles per season over his first three years.
- Young is looking to become the first player in school history to total at least 60 tackles all four seasons. He set a Nebraska true freshman record with 61 tackles in 2015, added 60 stops as a sophomore in 2016 and totaled 80 tackles as a junior in 2017.

## BOOTLE BATTLING OPPOSING RECEIVERS

Sophomore cornerback Dicaprio Bootle was the first Husker defensive back to be awarded a Blackshirt this season. Through four games, Bootle has shown his ability to be a top-flight corner recording a nation-leading 10 pass breakups.

- Bootle had five pass breakups at Michigan, tying for the most by a Nebraska player in a Big Ten Conference game.
- Bootle's five PBU tied for the third-most in a single game in NU history and was the first time a Husker had five PBU since Stanley Jean-Baptiste also had five at Northwestern in 2012.
- His 10 pass breakups this year are four more than 2017 team leader Joshua Kalu who finished with six PBU. Bootle is just three breakups shy of the top 10 on the Husker season breakup chart.

## FOUR SENIORS SELECTED AS 2018 TEAM CAPTAINS

Four Husker seniors were elected by their teammates as captains for the 2018 season. On offense, the captains are OG Jerald Foster and WR Stanley Morgan Jr. Representing the defense are NT Mick Stoltenberg and LB Luke Gifford.

### 2018 NEBRASKA TEAM CAPTAINS

- Jerald Foster, Sr., OG, Lincoln, Neb.
- Stanley Morgan Jr., Sr., WR, New Orleans, La.
- Luke Gifford, Sr., LB, Lincoln, Neb.
- Mick Stoltenberg, Sr., NT, Gretna, Neb.
- This marks the second straight season Nebraska has had three Nebraska natives as captains. Prior to last season Nebraska had not had three homegrown captains since 2001.
- This marks the 13th straight season at least one native Nebraskan has been elected as a captain.

## HUSKER HIGHLIGHTS

# 1

Nebraska football is the only team in any sport in NCAA history to boast 100 athletic All-Americans and 100 academic All-Americans.

# 3

Three Huskers have won the Heisman Trophy, all since 1972. Johnny Rodgers won in 1972, Mike Rozier in 1983 and Eric Crouch in 2001.

# 5

Nebraska ranks fifth in NCAA history with 893 all-time victories. The Huskers are one of only 10 teams with 800 all-time wins.

# 5

Nebraska has won five national titles: 1970, 1971, 1994, 1995 and 1997. The Huskers have won the second-most national titles of any school in the country since 1970.

# 9

Nebraska ranks ninth nationally with a total of 24 former players and coaches (18 players, six coaches) who have been enshrined in the College Football Hall of Fame.

# 25

Nebraska leads the nation with a former Husker on a Super Bowl roster for 25 consecutive years.

# 46

The Huskers have won 46 conference titles in program history, the most in NCAA history. This includes 33 perfect conference seasons and 27 unbeaten seasons.

# 53

Nebraska ranks third in NCAA history with 53 all-time bowl appearances. The Huskers are one of only five teams to appear in 50 bowl games.

# 56

Nebraska has had at least one player selected in each of the past 56 NFL Drafts. Only four schools have a longer NFL Draft streak.

# 108

Nebraska football has totaled 108 CoSIDA Academic All-Americans, the most of any team in any sport in NCAA history.

# 333

Across all sports, the University of Nebraska has totaled a nation-leading 333 CoSIDA Academic All-Americans, 75 more than any other school.

# 364

Memorial Stadium has been sold out for an NCAA-record 364 consecutive games dating back to Nov. 3, 1962.

## CHARTING THE HUSKERS

### ALL-TIME WINS

RK.	SCHOOL	WINS
1.	Michigan	947
2.	Ohio State	903
3.	Texas	902
4.	Alabama	896
5.	<b>NEBRASKA</b>	<b>893</b>

### CONFERENCE TITLES

RK.	SCHOOL	TITLES
1.	<b>NEBRASKA</b>	<b>46</b>
	Oklahoma	46
3.	Michigan	42

### AP NATIONAL TITLES

RK.	SCHOOL	TITLES
1.	Alabama	11
2.	Notre Dame	8
3.	Oklahoma	7
4.	Miami	5
	Ohio State	5
	USC	5
7.	<b>NEBRASKA</b>	<b>4</b>

### COACHES POLL NATIONAL TITLES

RK.	SCHOOL	TITLES
1.	Alabama	10
2.	Oklahoma	6
3.	USC	5
4.	<b>NEBRASKA</b>	<b>4</b>

### NATIONAL TITLES SINCE 1970

RK.	SCHOOL	TITLES
1.	Alabama	11
2.	<b>NEBRASKA</b>	<b>5</b>
	Miami	5

### ALL-TIME BOWL APPEARANCES

RK.	SCHOOL	BOWLS
1.	Alabama	63
2.	Texas	54
3.	<b>NEBRASKA</b>	<b>53</b>

### HEISMAN TROPHY WINNERS

RK.	SCHOOL	WINNERS
1.	Notre Dame	7
	Ohio State	7
3.	Oklahoma	6
	USC	6
5.	<b>NEBRASKA</b>	<b>3</b>

### NFL DRAFT PICKS

RK.	SCHOOL	PICKS
1.	USC	506
2.	Notre Dame	499
3.	Ohio State	444
4.	Oklahoma	385
5.	Michigan	364
6.	<b>NEBRASKA</b>	<b>359</b>

- Foster and Gifford were teammates at Lincoln Southeast High School. This marks the first time high school teammates have served as captains in the same year since Jerry Tagge and Jim Anderson in 1971. Tagge and Anderson both went to high school at Green Bay West in Wisconsin. Foster and Gifford are the first pair on in-state high school teammates to serve as captains together.

- Foster is serving as a captain for the second straight season, and becomes just the 11th two-time team captain in NU history. This marks the sixth straight season an offensive lineman has served as a captain.

### FROST IN FIRST SEASON

Scott Frost is in his first season as Nebraska's head coach in 2018. Frost is in his third season overall as a head coach, and owns a 19-11 career record as a head coach.

- Frost was the consensus 2017 national coach of the year after leading UCF to a 13-0 season. UCF was the only FBS unbeaten team in 2017.

- In Orlando, Frost led the greatest two-year turnaround in college football history. He inherited an 0-12 team and led the Knights to a bowl game in his first season in 2016. That set the stage for Frost to become the first coach in FBS history to turn a winless team into an undefeated team in just two years.

- Frost brought all nine of his UCF assistant coaches with him to Lincoln. Barrett Ruud also followed Frost to Lincoln after serving as a quality control administrator with the Knights. Ruud was promoted to inside linebackers coach in January, when the NCAA permitted schools to add a 10th assistant coach.

- Before becoming UCF's head coach in 2016, Frost spent seven seasons at Oregon (2009-15) and two years at Northern Iowa (2007-08). Included in those stops were stints as the Ducks' offensive coordinator from 2013 to 2015 and as the Panthers' defensive coordinator in 2008.

- Frost has been a proven winner in his coaching career. In 12 seasons as a full-time assistant or head coach, Frost's teams have posted a 122-27 record, averaging more than 11 wins per season. Frost has been a part of seven conference championship teams in his 11 seasons and has twice coached in the national championship game.

- Frost's teams have been ranked in the top 15 in 10 of his 11 seasons, including eight top-10 final rankings and six top-five final rankings.

- A Nebraska native, Frost is the fifth Husker player to return to Nebraska as head coach. His staff also features former Husker players Greg Austin (2003-06), Ryan Held (1993-96)

and Barrett Ruud (2001-04).

### FORMER HUSKERS WHO RETURNED TO BE NEBRASKA'S HEAD COACH

NAME	PLAYED	COACHED
Glenn Presnell	1925-27	1942
A.J. Lewandowski	1928-29	1943-44
Bernie Masterson	1931-33	1946-48
Frank Solich	1963-65	1998-2003
<b>Scott Frost</b>	<b>1996-97</b>	<b>2018</b>

### COACHING AT THEIR ALMA MATER

COACH	SCHOOL
John Bonamego	Central Michigan
Troy Calhoun	Air Force
Paul Chryst	Wisconsin
Pat Fitzgerald	Northwestern
<b>Scott Frost</b>	<b>Nebraska</b>
Mike Gundy	Oklahoma State
Jim Harbaugh	Michigan
Bryan Harsin	Boise State
Kliff Kingsbury	Texas Tech
Tim Lester	Western Michigan
Matt Luke	Ole Miss
Mike Neu	Ball State
Barry Odom	Missouri
Mark Richt	Miami
Nick Rolovich	Hawaii
Scott Satterfield	Appalachian State
David Shaw	Stanford
Kalani Sitake	BYU
Kirby Smart	Georgia
Jonathan Smith	Oregon State
Jeff Tedford	Fresno State
Matt Wells	Utah State

### FROST HAS PLAYED FOR & COACHED WITH THE BEST

Throughout both his playing and coaching career, Scott Frost has had the opportunity to learn from some of the game's best coaches.

- Frost played for three Hall of Fame coaches in his career, and he has coached with Chip Kelly, who has been both the college football coach of the year and the NFL coach of the year.

### NATIONAL COACHES OF THE YEAR FROST HAS PLAYED FOR OR COACHED WITH

- Bill Belichick, New York Jets
- Chip Kelly, Oregon Ducks
- Bill Parcells, New York Jets
- Tom Osborne, Nebraska Cornhuskers
- Mike Tomlin, Tampa Bay Buccaneers
- Bill Walsh, Stanford Cardinal

### STAFF HAS FAMILIAR, FRESH FACES

All 11 members of Nebraska's coaching staff are in their first season with the Huskers. None of the 11 had ever been a full-time coach at Nebraska before, but the staff still has plenty of Husker ties.

Head Coach Scott Frost played for Nebraska from 1995 to 1997 and served as a graduate assistant coach during the Huskers' preparations for the 2002 Independence Bowl. Running backs coach Ryan Held also played for Nebraska (1993-96) and was an undergraduate coach on Nebraska's 1997 national championship team. Barrett Ruud (2001-04) and Greg Austin (2003-

# 364

Consecutive Sellouts

# 108

Academic All-Americans

# 50

9-Win Seasons

# 46

Conference Titles

## NEBRASKA FOOTBALL NCAA RECORDS



06) are also former Huskers, although neither had ever coached at Nebraska prior to this season.

The fresh faces on staff are seven assistants who are Nebraska newcomers: defensive coordinator Erik Chinander, offensive coordinator Troy Walters, special teams coordinator and outside linebackers coach Jovan Dewitt, tight ends coach Sean Beckton, defensive line coach Mike Dawson, defensive backs coach Travis Fisher and quarterbacks coach Mario Verduzco.

Although all 11 members of the staff will be coaching in the Big Ten for the first time this fall, the staff boasts plenty of big-time experience. The staff owns a collective 25 years of coaching experience at nine different Power Five programs. Austin, Chinander and Dawson also spent a combined five seasons coaching in the National Football League.

#### FORMER HUSKERS ON 2018 STAFF

- Scott Frost, Head Coach (1995-97)
- Greg Austin, Assistant Coach (2003-06)
- Ryan Held, Assistant Coach (1993-96)
- Barrett Ruud, Assistant Coach (2001-04)

#### STAFF FEATURES TOP COACHES

Nebraska Head Coach Scott Frost, the 2017 conference, regional and national coach of the year, brought a top-notch staff with him from Orlando to Lincoln as each of his assistant coaches and his head strength coach followed Frost to Nebraska.

- Frost was the consensus choice for the 2017 national coach of the year, after he led UCF to a 13-0 record as the nation's only undefeated team. Frost was named the 2017 national coach of the year by eight different organizations.
- Frost, Alabama's Nick Saban and Wisconsin's Paul Chryst are the only coaches to be a semifinalist for the George Munger Coach-of-the-Year Award in both 2016 and 2017.
- Defensive coordinator Erik Chinander was one of 40 nominees for the 2016 Broyles Award, when he helped UCF rank in the top 10 nationally in four defensive categories.
- Offensive coordinator Troy Walters was one of five finalists for the 2017 Broyles Award after helping UCF lead the nation in scoring and rank fifth in total offense.
- Zach Duval was named the 2017 National Strength & Conditioning Coach of the Year.

#### STAFF AIMS FOR ANOTHER OFFENSIVE TURNAROUND

Nebraska aims for an improved offense in Scott Frost's first season, after Frost and his staff orchestrated the greatest two-year offensive turnaround in NCAA history at Central Florida.

- Nebraska rolled up 565 total yards against Colorado, the best by a Husker team in 35 games. NU topped that total with 582 yards

of offense against Purdue.

- In two seasons in Orlando, Frost and his offensive staff helped UCF improve by an average of more than 27 points per game and by more than 270 yards of total offense per game.
- The staff inherited a UCF offense that ranked 125th nationally in scoring and 127th in total offense in 2015. Two years later, the Knights led the nation in scoring and ranked fifth in total offense.
- In 2017, Nebraska ranked 84th nationally in scoring while UCF led the nation. The Knights' averaged more than 48 points per game, while the Huskers' season high was 44 at Penn State.
- Nebraska ranked 87th nationally in total offense in 2017, while UCF was fifth. The Knights averaged 530.5 yards per game, while the Huskers' high mark of the season was 471 yards at Purdue, a mark NU eclipsed in week one.

#### UCF'S OFFENSIVE IMPROVEMENT

YEAR	PPG	RANK	YPG	RANK
2015*	13.9	125th	268.4	127th
2017	48.2	1st	530.5	5th
<b>TOTAL</b>	<b>+34.3</b>	<b>+124</b>	<b>+262.1</b>	<b>+122</b>

\*inherited offense

- Frost has a history of producing top offenses. In nine seasons as an offensive assistant, offensive coordinator or play-calling head coach, Frost has been a part of eight units that ranked in the top 10 nationally in scoring and seven that ranked in the top 10 in total offense.

#### NATIONAL RANKINGS IN FROST'S 9 SEASONS AS AN OFFENSIVE COACH

YEAR	SCHOOL	TOTAL	SCORING
2009	Oregon	33rd	8th
2010	Oregon	1st	1st
2011	Oregon	4th	3rd
2012	Oregon	5th	2nd
2013*	Oregon	2nd	4th
2014*	Oregon	3rd	4th
2015*	Oregon	5th	5th
2016*	UCF	113th	66th
2017*	UCF	5th	1st

\*offensive play-caller

#### STAFF ALSO SEEKS ANOTHER DEFENSIVE TURNAROUND

Nebraska's defense struggled in 2017, but hope that the Blackshirts can show dramatic improvement lies in the immediate turnaround Erik Chinander and his fellow defensive assistants orchestrated at UCF in 2016.

- Nebraska has 12 sacks through four games, approaching Nebraska's 2017 season total of 14. The Huskers held Colorado to 44 rushing yards in the season opener, bettering the season opponent low of 2017.
- Chinander and his defensive staff inherited a UCF defense that ranked 113th in total defense in 2015 and 117th in scoring offense. The staff inherited a unit that had allowed 464.1 yards per game and 37.7 points per game.

### CHARTING THE HUSKERS

#### CONSECUTIVE HOME SELLOUTS

RK.	SCHOOL	SELLOUTS
1.	<b>NEBRASKA</b>	<b>364</b>
2.	Notre Dame	266

#### WINS THE LAST 50 SEASONS

RK.	SCHOOL	WINS
1.	<b>NEBRASKA</b>	<b>468</b>
2.	Oklahoma	460
3.	Ohio State	458

#### WINS THE LAST 40 SEASONS

RK.	SCHOOL	WINS
1.	<b>NEBRASKA</b>	<b>371</b>
2.	Ohio State	370
3.	Florida State	369

#### WINS THE LAST 30 SEASONS

RK.	SCHOOL	WINS
1.	Ohio State	285
2.	Florida State	280
3.	Florida	273
4.	<b>NEBRASKA</b>	<b>268</b>

#### 9-WIN SEASONS

RK.	SCHOOL	SEASONS
1.	<b>NEBRASKA</b>	<b>50</b>
2.	Alabama	48
3.	Oklahoma	45

#### 10-WIN SEASONS

RK.	SCHOOL	SEASONS
1.	Oklahoma	38
2.	Alabama	37
3.	Michigan	28
4.	<b>NEBRASKA</b>	<b>27</b>

#### WEEKS RANKED IN AP POLL

RK.	SCHOOL	WEEKS
1.	Ohio State	891
2.	Michigan	838
3.	Oklahoma	819
4.	Notre Dame	788
5.	Alabama	780
6.	USC	767
7.	<b>NEBRASKA</b>	<b>728</b>

#### WEEKS RANKED NO. 1 IN AP POLL

RK.	SCHOOL	WEEKS
1.	Alabama	109
2.	Ohio State	105
3.	Oklahoma	101
4.	Notre Dame	98
5.	USC	91
6.	Florida State	72
7.	<b>NEBRASKA</b>	<b>70</b>

#### WEEKS IN THE AP POLL TOP 10

RK.	SCHOOL	WEEKS
1.	Ohio State	613
2.	Oklahoma	578
3.	Alabama	540
4.	Notre Dame	538
5.	<b>NEBRASKA</b>	<b>518</b>

3rd

Bowl Games

4th

Coaches Poll National Titles

5th

All-Time Victories

7th

AP Poll National Titles

**NEBRASKA FOOTBALL IN NCAA HISTORY**

## HOME OF THE HUSKERS



Memorial Stadium's history dates back more than 90 years. In the fall of 1922, a drive for \$430,000 in stadium construction funds was undertaken by faculty, students, alumni and friends of the University.

The stadium was named Memorial Stadium to honor all Nebraskans who served in the Civil and Spanish-American Wars; the 751 Nebraskans who died in World War I; the 3,839 in World War II; the 225 in Korea; the 422 in Vietnam; and those in Iraq.

Construction was completed in a few more than 90 working days and Memorial Stadium was dedicated on Oct. 20, 1923, at the Homecoming game in which Nebraska was held to a scoreless tie by Kansas.

The field at Memorial Stadium was named Tom Osborne Field - after the Huskers' legendary Hall-of-Fame coach - in 1998, one year after Osborne's retirement following 25 years and 255 victories as head coach.

## TOP 10 HOME CROWDS

RK.	DATE	OPPONENT	ATT.
1.	Sept. 20, 2014	Miami	91,585
2.	Sept. 14, 2013	UCLA	91,471
3.	Aug. 30, 2014	Fla. Atlantic	91,441
4.	Nov. 29, 2013	Iowa	91,260
5.	Sept. 27, 2014	Illinois	91,225
6.	Nov. 22, 2014	Minnesota	91,186
7.	Aug. 31, 2013	Wyoming	91,185
8.	Nov. 2, 2013	Northwestern	91,140
9.	Nov. 1, 2014	Purdue	91,107
10.	Oct. 25, 2014	Rutgers	91,088

## TOP 5 SEASON ATTENDANCE

RK.	YEAR	GAMES	TOTAL	AVG.
1.	2014	7	638,744	91,249
2.	2013	8	727,466	90,933
3.	2016	7	631,402	90,200
4.	2015	7	629,986	89,998
5.	2017	7	628,583	89,798

## LONGEST HOME WIN STREAKS

RK.	BEGAN	ENDED	WINS
1.	Oct. 19, 1991	Oct. 31, 1998	47
2.	Sept. 28, 1901	Oct. 20, 1906	33
3.	Nov. 27, 1998	Nov. 2, 2002	26
4.	Sept. 27, 1969	Nov. 23, 1972	23
5.	Oct. 3, 1981	Nov. 17, 1984	21

Note: All streaks at Memorial Stadium, except for the 33-game home winning streak from 1901 to 1906.

- Those totals are similar to what Chinander and company inherited at Nebraska, as the Huskers ranked 100th in total defense (463.2 ypg) and 115th in scoring defense (36.4 ppg).
- In his first season at UCF, Chinander earned a nomination for the prestigious Broyles Award - presented annually to the nation's top assistant coach - after helping the Knights allow nearly two fewer touchdowns per game and 94 fewer yards per game.

## UCF'S DEFENSIVE IMPROVEMENT

YEAR	PPG	RANK	YPG	RANK
2015*	37.7	117th	464.1	113th
2016	24.6	42nd	370.3	39th
<b>TOTAL</b>	<b>-13.1</b>	<b>+75</b>	<b>-93.8</b>	<b>+74</b>

\*inherited defense

## HUSKERS SEEK MORE TURNOVERS

Nebraska's defensive staff was known for producing takeaways in two seasons at UCF.

- UCF forced 58 takeaways the past two seasons, a total that ranked third nationally. The Knights ranked in the top 20 nationally in takeaways in each of the staff's two seasons in Orlando, while the Huskers last ranked in the top 20 nationally in takeaways in 2003.
- Led by the takeaways, UCF finished with a positive turnover margin in both 2016 and 2017. In contrast, Nebraska has posted a positive turnover margin just twice in the past nine seasons, winning nine games in each of those years.
- Nebraska has won 20 of its last 21 games when winning the turnover battle. The Huskers are -6 in turnover margin through four games.

## YOUTH DOMINATES NU ROSTER

Nebraska's 140-player roster features 55 newcomers who were not on last year's roster, including 40 true freshmen and 12 transfers (6 junior college transfers, 4 FBS transfers and 2 FCS transfers) and three new walk-ons.

- More than two-thirds of the squad is comprised of underclassmen, as 94 of the Huskers' 140 players are either freshmen or sophomores.
- Of the 25 players on the offensive depth chart, 16 are underclassmen and seven are newcomers.
- Of the 27 players on the defensive depth chart, 11 are underclassmen and six are newcomers.

## WALK-ONS EARN SCHOLARSHIPS

Nebraska Head Coach Scott Frost placed three former walk-ons on scholarship for 2018.

## 2018 WALK-ONS EARNING SCHOLARSHIPS

- Wyatt Mazour, Jr., RB
- Bryan Reimers, Sr., WR
- Jacob Weinmaster, Jr., ILB

## FREEDOM RECOGNIZED FOR GOOD WORKS

Nebraska senior defensive end Freedom Akinmoladun was recognized for his work in the community on Sept. 13, as he was named to the 2018 Allstate AFCA Good Works Team®.

Akinmoladun was one of the 11 football student-athletes from the FBS ranks. A total of 22 players were selected from the FBS, FCS, Division II, Division III and NAIA ranks from 169

nominees. Akinmoladun is the 15th Husker football player to receive the honor since it was first presented more than 25 years ago. Prior to this year, C.J. Zimmerer in 2013 was the last Husker to earn this achievement.

One of the most active student-athletes at Nebraska, Akinmoladun has earned recognition on the Brook Berringer and Tom Osborne Citizenship Teams in 2015, 2016, 2017 and 2018 for his outreach work, while also earning Nebraska Student-Athlete HERO Leadership Awards in 2015 and 2016. Akinmoladun spent a week in May of 2018 in Panama as part of Nebraska's No Filter Outreach trip, and has also volunteered his time with Uplifting Athletes, School is Cool, NFL Fuel Up to Play 60, Husker Heroes, Husker Hotline, and local school, and hospital outreach visits.

On the field, Akinmoladun is a three-year starter on the Husker defensive line. The 2018 Allstate AFCA Good Works Team® will be invited to New Orleans to participate in a special community service project ahead of the 2019 Allstate® Sugar Bowl®, where the entire team will also be recognized on the field during a halftime presentation.

## SEVEN INDUCTED INTO NEBRASKA ATHLETICS HALL

Hall of Fame head coaches Bob Devaney and Tom Osborne headlined the fourth class of the Nebraska Athletics Hall of Fame, inducted on Sept. 7.

## 2018 NEBRASKA ATHLETICS HALL OF FAME INDUCTEES

- Darin Erstad, BSB/FB (1993-95/1994)
- Peaches James, SB (2001-04)
- Sarah Pavan, VB (2004-07)
- Mike Rozier, FB (1981-83)
- Tom Schlesinger, MGYM (1985-88)
- Bob Devaney, Head Coach (1962-72), Athletic Director (1967-92)
- Tom Osborne, Head Coach (1973-97), Athletic Director (2007-12)

Devaney and Osborne were the first coaches enshrined in the Nebraska Athletic Hall of Fame. Devaney guided Nebraska to a 101-20-2 record over 11 seasons from 1962 to 1972 and won eight Big Eight titles and the first two national championships - in any sport - in school history (1970 and 1971). Osborne served on Devaney's staff each year before taking over as head coach. He won 14 conference titles and three national championships in his 25 seasons (1973-97), guiding Nebraska to a 255-49-3 record. Devaney and Osborne were just the third coaching duo to post back-to-back 100-win careers at the same institution and the first to do so in 22 years after Osborne recorded his 100th victory in 1983.

The 1983 Heisman Trophy winner, Rozier was the other football honoree. He was the second player in NCAA history to rush for 2,000 yards in a season when he ran for 2,148 yards in 1983 en route to winning the Heisman Trophy.

## NU AMONG ATTENDANCE LEADERS

Nebraska averaged 89,798 fans for seven home games in 2017 to rank 10th nationally in average attendance. Nebraska has ranked in the top 11 nationally in attendance each of the past five seasons. The Huskers ranked 10th in 2016 (90,200), 11th in 2015 (89,998); 10th in 2014 (91,249, a school record) and ninth in 2013 (90,933).

- The Huskers have ranked in the top 15 nationally in attendance every season since 2006 and in the top 20 every year since at least 2000.
- Nebraska is averaging 89,375 fans through three home games in 2018.

## NCAA-RECORD SELLOUT STREAK CONTINUES

One of the most remarkable streaks in college sports continued in 2017. Nebraska has sold out every game at Memorial Stadium since Nov. 3, 1962, an NCAA-record streak of 364 consecutive sellouts, 98 more than second-place Notre Dame. NU is 305-59 (.838) during the streak and overall attendance during the streak is more than 27 million fans.

## LONGEST SELLOUT STREAKS IN NCAA HISTORY

RK.	SCHOOL	TOTAL
1.	Nebraska	364
2.	Notre Dame	266

## HUSKERS OWN IMPRESSIVE HOME-FIELD ADVANTAGE

Nebraska has rewarded the loyalty of its fans with great success at Memorial Stadium.

- Nebraska has won at least six home games in 24 of the past 31 seasons. NU is 171-36 (.826) at home since 1989.
- The Huskers were 7-0 at home in 2016, marking the Huskers' first perfect home season since 2012, and just the second since 2001.
- NU is 18-12 in Big Ten home games since joining the league in 2011.
- Since 1970, Nebraska has had three home winning streaks of 20 or more games and has posted 41 unbeaten and untied home seasons.
- The Huskers are 540-155-20 all-time in Lincoln (.769, 715 games, 129 years), and 415-132-13 (.753, 560 games, 95 years) in Memorial Stadium (since 1923).

## NEBRASKA AMONG TOP ALL-TIME PROGRAMS

Nebraska is in its 129th season and boasts an 893-384-40 all-time record in 1,317 games (.693). Nebraska is one of 10 programs with 800 all-time victories, ranking fifth with 893 wins.

- Nebraska is nearing the 900-win club. Entering the 2018 season, Michigan (947) was the only program with 900 wins. Ohio State (903) and Texas (902) have joined the group in 2018.
- Since 1970, Nebraska owns a 459-142-5 record, for a .762 winning percentage in 606 games.
- Nebraska is the nation's wins leader over the last 40 and 50 years.
- Nebraska has 24 10-win seasons since 1970. Overall, the Huskers have won at least 10 games

in a season 27 times, including 12 seasons with 11 or more wins, seven seasons with 12 or more wins and three 13-win seasons (1971, 1994, 1997).

- NU posted its nation-leading 50th all-time nine-win season in 2016. Forty-two of those nine-win seasons have come since 1970 and 48 since 1962, 15 more than any other school.
- NU was the first team in NCAA history to win 100 games in consecutive decades, leading the nation with 103 wins in the 1980s and ranking second with 108 wins in the 1990s.

## HUSKERS RANK 4TH & 7TH ALL-TIME IN NATIONAL TITLES

Nebraska has won a total of five national titles in 1970, 1971, 1994, 1995 and 1997. In 1971, 1995 and 1997, the Huskers were crowned national champions in both the Associated Press and coaches' polls. In 1970, Nebraska was awarded the AP national title, but was No. 3 in the coaches poll behind No. 1 Texas and No. 2 Ohio State, both of whom lost their bowl games (the coaches' poll was voted on before bowl games). In 1997, undefeated Nebraska was voted No. 1 in the coaches' poll, while undefeated Michigan was No. 1 in the AP poll.

- In the coaches' poll (since 1950), Nebraska is tied with Miami and Texas for fourth with four national titles, behind Alabama (10), Oklahoma (6) and USC (5).
- In the AP poll (since 1936), Nebraska is tied with Minnesota for seventh with four national titles, trailing Alabama (11), Notre Dame (8), Oklahoma (7), Miami (5), Ohio State (5) and USC (5).

## NU LEADS IN CONFERENCE CROWNS

Nebraska has won a nation-leading 46 football conference championships in school history. The Huskers won 13 conference titles under Tom Osborne and eight under Bob Devaney.

- The Huskers have won titles in five different conferences, including: the Western Inter-State University Foot Ball Association (3 titles); the Missouri Valley (12 titles); the Big 6 (9 titles); the Big Eight (20 titles); and the Big 12 (2 titles).
- Nebraska's 46 conference titles are tied with Oklahoma for the most in NCAA history. Nebraska, Oklahoma and Michigan (42) are the only programs in NCAA history to win at least 40 conference championships.

## NEBRASKA ALSO EXCELS IN THE CLASSROOM

Nebraska's rich tradition is not limited to the field, as the Huskers have been outstanding in the classroom as well.

- Nebraska owns the NCAA record with 333 CoSIDA Academic All-Americans across all sports.
- Nebraska football has produced 108 academic All-Americans, the most of any single team in NCAA history.
- Nebraska also owns the NCAA record with 17 Top 10 Award Winners, which is considered the "Heisman Trophy" of academics.
- Nebraska football has produced nine Top 10 Award winners, the most of any single team

## NEBRASKA UNDER FROST

Overall .....	0-4
vs. AP Ranked Teams .....	0-1
vs. AP Top 10 Teams .....	0-0
vs. Unranked Teams .....	0-3
vs. Big Ten Teams .....	0-2
Home .....	0-3
Road .....	0-1
Neutral .....	0-0
In August .....	0-0
In September .....	0-4
In October .....	0-0
In November .....	0-0
In December .....	0-0
In January .....	0-0
When Rushing for 200 or more yards .....	0-2
When Rushing for 300 or more yards .....	0-1
When Passing for 200 or more yards .....	0-2
When Passing for 300 or more yards .....	0-1
When NU player rushes for 100 yards .....	0-2
When NU has two 100-yard rushers .....	0-1
When NU player has 100 yards receiving .....	0-1
When Opponent has 100 Yd. Rusher .....	0-1
When Scoring 35 or More Points .....	0-0
When Holding Opponent to 10 Pts. or less .....	0-0
When forcing three or more turnovers .....	0-0
When winning turnover margin .....	0-0
When Nebraska scores first .....	0-1
When Nebraska leads at halftime .....	0-1
When Nebraska trails at halftime .....	0-3
When Nebraska is tied at halftime .....	0-0
Games decided by 11 points or more .....	0-2
Games decided by 10 or less .....	0-2
Games decided by 7 or less .....	0-2
Games decided by 3 or less .....	0-0
Overtime games .....	0-0

**HISTORY**

Season of Football.....	129th
All-Time Games Played .....	1,317
All-Time Record.....	893-384-40 (.693)
National Ranking in All-Time Wins .....	5th
All-Time Bowl Appearances .....	53
National Ranking in Bowl Appearances ....	3rd
All-Time Bowl Record.....	26-27

**CHAMPIONSHIPS**

National Championships .....	5
Back-to-Back National Championships .....	2
Undefeated Seasons .....	11
Perfect Seasons .....	9
Conference Championships .....	46

**RECORD BREAKDOWN**

Home Games .....	540-155-20 (.769)
Memorial Stadium .....	415-132-13 (.753)
Record in August.....	13-0-0 (1.000)
Record in September .....	177-47-6 (.783)
Record in October.....	361-142-19 (.710)
Record in November .....	305-160-15 (.651)
Record in December .....	22-14-0 (.611)
Record in January.....	14-21-0 (.400)
Record in February .....	1-0-0 (1.000)
In Overtime.....	8-4
At Night.....	97-41-3
When Scoring 35+ Points.....	365-9
When Allowing 10 Points or Less .....	252-7-1
vs. Big Ten Teams .....	115-94-10
• In Big Ten Play (since 2011).....	34-27
• Home .....	18-12
• Away.....	16-14
• Neutral .....	0-1
vs. Ranked Teams .....	104-129-3
• Home .....	50-40-0
• Away.....	29-65-3
• Neutral .....	25-24-0
• as No. 1 Team .....	46-7-1

**STREAKS**

Consecutive Games Scoring a Point .....	287
Consecutive Home Games Scoring a Point...	330
Consecutive Home Sellouts.....	364
Record in Sellout Streak .....	305-59
• vs. Ranked Teams.....	45-29

**INDIVIDUAL HONORS**

College Football Hall of Fame Players .....	18
College Football Hall of Fame Coaches.....	6
First-Team All-Americans .....	110
CoSIDA Academic All-Americans* .....	108
NCAA Top Ten Award Winners* .....	9
Heisman Trophy Winners .....	3
Walter Camp Award Winners .....	3
Maxwell Trophy Winners.....	1
Outland Trophy Winners*.....	9
Lombardi Trophy Winners.....	5
Butkus Award Winners.....	1
Johnny Unitas Golden Arm Award Winners..	1
Davey O'Brien Award Winners.....	1
Rimington Award Winners.....	1
Bednarik Award Winners .....	1
Nagurski Trophy Winners .....	1
Retired Jerseys .....	25
All-Conference Selections .....	519

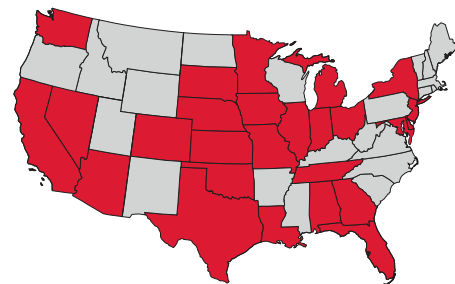
\*Total leads the nation

**SCHEDULE NOTES**

- Nebraska's 2018 FBS opponents combined for a 91-51 record in 2017.
- The Huskers will play five games against opponents who won at least 10 games in 2017, the second-most nationally.
- Nebraska will play nine games against 2017 bowl teams, the second-most nationally. NU is the only Big Ten team who will play nine games against 2017 bowl teams.
- NU will play a nation-leading seven games against teams that won a bowl game in 2017.
- Nebraska will face four teams who finished the 2017 season ranked in the top 20 of the Associated Press poll (at No. 5 Ohio State, at No. 7 Wisconsin, No. 15 Michigan State and at No. 17 Northwestern).
- Each of Nebraska's five road opponents won at least eight games in 2017 while combining for a 51-16 record.
- Three of the Huskers' five road opponents were ranked in the top 20 of the final 2017 AP poll (Ohio State, Wisconsin, Northwestern), while Iowa received votes in the final poll and Michigan spent 11 weeks ranked during the 2017 season, including six weeks in the top 10.

**COACHING STAFF NOTES**

- Head Coach **Scott Frost** is in his third season as a head coach in 2018. Frost is one of four former Husker players to return to the Nebraska sideline as head coach, and he is one of 26 FBS head coaches coaching at his alma mater.
- Nebraska's staff also includes former Huskers Greg Austin (2003-06), Ryan Held (1993-96) and Barrett Ruud (2001-04).
- Scott Frost and all 10 of his assistant coaches are in their third season working together, after Frost's entire staff followed him from UCF to Nebraska.
- The Huskers' staff teamed up to produce the greatest two-year turnaround in college football history at Central Florida. The staff inherited an 0-12 Knight team and led UCF to a 13-0 season in 2017, when the Knights were the nation's only undefeated team.
- Frost is one of only four FBS head coaches who won a national title as a player. Both Frost (1995 & 1997) and Ryan Held (1994 & 1995) were two-time national champions at Nebraska.
- Scott Frost was the consensus choice as the 2017 national coach of the year, while offensive coordinator Troy Walters was a finalist for the Broyles Award last season. Defensive coordinator Erik Chinander was a nominee for the 2016 Broyles Award.
- Troy Walters, the all-time leading receiver in Pac-12 history, was the 1999 Biletnikoff Award winner as the nation's top receiver. He is the only Biletnikoff Award winner currently coaching in college football.



**ROSTER NOTES**

- Nebraska's roster features 140 players hailing from 27 different states.
- The roster features 62 homegrown Huskers and is unofficially the largest roster of any non-service academy in the country.
- Behind Nebraska, the states most represented are: Florida (10), California (7), Texas (6) and Colorado, Georgia, Kansas and Missouri (5).
- Nebraska's 140-player roster is believed to be the third-largest roster in the country behind Army and Navy.
- The roster features 55 newcomers, including 40 true freshmen, 12 transfers (6 junior college transfers, 4 FBS transfers and 2 FCS transfers) and three newcomers who earned spots on the team via walk-on tryouts.
- More than two-thirds of the Huskers' 2018 roster are underclassmen, as 94 of Nebraska's 140 players are either freshmen or sophomores.

**ACADEMIC NOTES**

- Nebraska has always placed an emphasis on academic success, as the Husker football program has produced more CoSIDA Academic All-Americans than any other sport in NCAA history. With that emphasis, it has become a trend in recent years for many NU football players to earn their degree before playing in their final game.
- A total of nine Huskers are playing the 2018 season as graduates. Nebraska's total of nine graduates rank 25th in the FBS, 16th among Power Five program and fifth among Big Ten schools.
- The following nine Huskers are playing the 2018 season as college graduates:
  - » Freedom Akinmoladun, DL
  - » Tanner Farmer, OL
  - » Jerald Foster, OL
  - » Luke Gifford, OLB
  - » Tre Neal, DB\*
  - » Peyton Newell, DL
  - » Mick Stoltenberg, DL
  - » Vaha Vainuku, DL\*
  - » Mikale Wilbon, RB
- An additional seven Huskers are on track to earn their degrees in December. If that happens, 15 members of Nebraska's 19-player senior class will have earned their degrees by the end of the calendar year.

\*graduate transfer

# SCOUTING THE WISCONSIN BADGERS (3-1)

## WISCONSIN BADGERS (3-1)



HEAD COACH  
**PAUL CHRYST**

- 37-8 (at Wisconsin)
- 56-27 (Career Record)
- 3-0 vs. Nebraska

### 2018 SCHEDULE

Aug. 31	Western Kentucky (W, 34-3)
Sept. 8	New Mexico (W, 45-14)
Sept. 15	BYU (L, 21-14)
Sept. 22	at Iowa (W, 28-17)
Oct. 6	Nebraska
Oct. 13	at Michigan
Oct. 20	Illinois
Oct. 27	at Northwestern
Nov. 3	Rutgers
Nov. 10	at Penn State
Nov. 17	at Purdue
Nov. 24	Minnesota

No. 16 Wisconsin is coming off a bye week, but previously picked up its 700th program win against Iowa in Iowa City on Sept. 22. The Badgers trailed 17-14 heading into the fourth quarter, but scored two touchdowns in the last 57 seconds to come from behind and pick up a 28-17 win against the Hawkeyes.



In typical Wisconsin fashion, the Badger offense is powered by the run game. Sophomore Jonathan Taylor has 628 yards through four games, averaging a nation-leading 157 yards per game. Quarterback Alex Hornibrook is averaging 200 passing yards per game and has six touchdown passes. A.J. Taylor leads the Badger receivers with 294 yards and two touchdowns.

The Badger defense is holding opponents to fewer than 15 points and 308 yards per game. D'Cota Dixon leads the defense with 24 total tackles, including 1.5 for loss. Dixon also has one forced fumble and added one fumble recovery. Ryan Connelly and Scott Nelson join Dixon with at least 20 tackles this season. Connelly also has 1.0 sack, while Nelson is tied for the team lead with one interception and has a team-high four pass breakups.

### NEBRASKA VS. WISCONSIN SERIES HISTORY

Wisconsin and Nebraska have met 12 times, dating back to 1901. Nebraska played its first Big Ten Conference game against Wisconsin back in 2011 in Madison. The Badgers hold an 8-4 edge over the Huskers, which includes a five-game win streak. Wisconsin hasn't lost to Nebraska since the 2012 regular-season matchup in Lincoln. The Huskers came from behind to post the second-largest comeback in school history, twice rallying from a 17-point deficit for a 30-27 victory in that game. Nebraska played Wisconsin later that year, falling to the Badgers in the 2012 Big Ten Championship Game. Nebraska is 1-4 all-time at Camp Randall Stadium, with the lone win coming back in 1966 (31-3).

### ABOUT WISCONSIN FOOTBALL

- **First Season:** 1889
- **All-Time Record:** 700-491-53
- **Conference Titles:** 14
- **Bowl Record:** 15-14
- **National Titles:** 0
- **Stadium:** Camp Randall

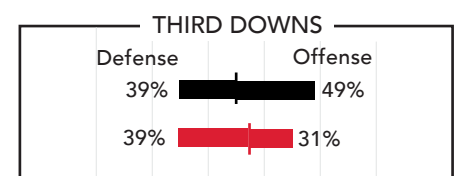
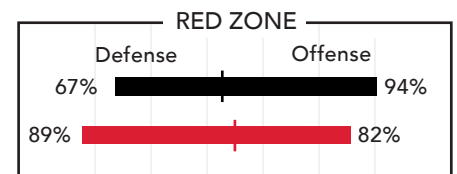
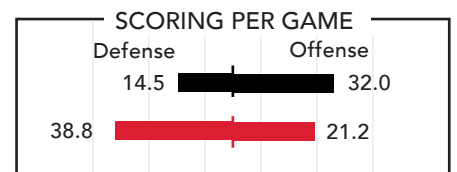
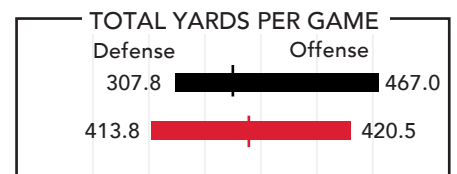

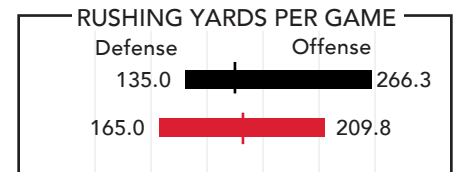
### STATISTICAL RANKING COMPARISON

NEB	B1G	NAT.	CATEGORY	B1G	NAT.	WIS
203.5	7th	41st	Rushing Offense	1st	8th	266.3
207.3	8th	87th	Passing Offense	10th	95th	200.8
410.8	7th	68th	Total Offense	4th	35th	467.0
21.3	13th	115th	Scoring Offense	5th	57th	32.0
165.0	12th	80th	Rushing Defense	6th	50th	135.0
248.8	11th	94th	Pass Defense	4th	25th	172.8
410.8	11th	97th	Total Defense	4th	17th	307.8
38.8	14th	118th	Scoring Defense	2nd	10th	14.5
32%	14th	117th	3rd-Down Offense	2nd	16th	49%
39%	12th	77th	3rd-Down Defense	11th	69th	39%
82%	9th	82nd	Red Zone Offense	3rd	23rd	94%
90%	10th	95th	Red Zone Defense	1st	5th	67%
34.3	14th	108th	Net Punting	10th	65th	37.7
0.2	14th	125th	Punt Returns	13th	102nd	5.33
387	12th	119th	Penalty Yards	3rd	29th	210
-1.50	14th	127th	Turnover Margin	3rd	15th	1.00

### BADGER STAT LEADERS

PASSING	CMP-ATT-INT	PCT	YDS	TD	
A. Hornibrook	60-90-2	66.7	800	6	
RUSHING	ATT.	YDS	YPC	TD	
Jonathan Taylor	102	628	6.2	5	
Taiwan Deal	29	167	5.8	2	
Alec Ingold	11	102	9.3	3	
RECEIVING	REC.	YDS	YPC	TD	
A.J. Taylor	15	294	19.6	2	
Jake Ferguson	12	166	13.8	1	
Garrett Groshek	9	98	10.9	1	
TACKLES	SOLO	TOTAL	TFL	SACK	
D'Cota Dixon	15	24	1.5	0.0	
Ryan Connelly	14	22	4.5	1.0	
Scott Nelson	9	20	2.5	0.0	
T.J. Edwards	12	7	3.5	0.0	
Zack Baun	11	18	1.5	0.0	
PUNTING	NO.	YDS	AVG	LG	I20
Anthony Lotti	16	644	40.2	63	10
FIELD GOALS	MADE	ATT	PCT	LG	
R. Gaglianone	3	4	75.0	42	

### STATISTICAL COMPARISON



■ WISCONSIN ■ NEBRASKA

## COACHING LEDGER

### NEBRASKA (2018)

- Head Coach (0-4 Record)

### CENTRAL FLORIDA (2016-17)

- Head Coach (19-7 Record)

### OREGON (2009-15)

- Offensive Coordinator (2013-15)
- Assistant Coach (WR) (2009-12)

### NORTHERN IOWA (2007-08)

- Co-Defensive Coordinator (2008)
- Assistant Coach (LB) (2007)

### KANSAS STATE (2006)

- Graduate Assistant

### NEBRASKA (2002)

- Graduate Assistant

## YEARLY TEAM RECORDS

YEAR	TEAM (ROLE)	RECORD
2007	Northern Iowa (AC)	12-1
2008	Northern Iowa (DC)	12-3
2009	Oregon (AC)	10-3
2010	Oregon (AC)	12-1
2011	Oregon (AC)	12-2
2012	Oregon (AC)	12-1
2013	Oregon (OC)	11-2
2014	Oregon (OC)	13-2
2015	Oregon (OC)	9-3
2016	UCF (HC)	6-7
2017	UCF (HC)	13-0
2018	Nebraska (HC)	0-4

<b>HEAD COACHING RECORD</b>	<b>19-11</b>
<b>OVERALL RECORD</b>	<b>122-29</b>

## YEARLY TEAM RANKINGS

YEAR	TEAM (ROLE)	RANK
2007	UNI (AC)	4th
2008	UNI (DC)	4th
2009	Oregon (AC)	11th
2010	Oregon (AC)	3rd
2011	Oregon (AC)	4th
2012	Oregon (AC)	2nd
2013	Oregon (OC)	9th
2014	Oregon (OC)	2nd
2015	Oregon (OC)	14th*
2016	UCF (HC)	NR
2017	UCF (HC)	6th

\*ranking prior to bowl game

## CONFERENCE TITLES (7)

YEAR	TEAM	CONFERENCE
2007	UNI (AC)	Gateway
2008	UNI (DC)	Missouri Valley
2009	Oregon (AC)	Pac-10
2010	Oregon (AC)	Pac-10
2011	Oregon (AC)	Pac-12
2014	Oregon (OC)	Pac-12
2017	UCF (HC)	American

## PLAYING LEDGER

### NATIONAL FOOTBALL LEAGUE

- 3rd-Round Pick in 1998 NFL Draft
- 6-Year NFL Career at Safety

### NEBRASKA (1995-97)

- 1995 & 1997 National Champion
- 24-2 Record as Starting Quarterback
- 1996 Big 12 Newcomer of the Year

### STANFORD (1993-94)

- Two-Way Starter at Quarterback & Safety

## HEAD COACH SCOTT FROST



- 2017 NATIONAL COACH OF THE YEAR
- 2017 AFCA REGION 1 COACH OF THE YEAR
- 2017 CONFERENCE COACH OF THE YEAR

## NATIONAL COACH OF THE YEAR

Scott Frost was the consensus choice as the 2017 national coach of the year, earning the honor from at least eight different organizations.

As the Paul "Bear" Bryant Award winner, Frost joined Chris Petersen (2006 & 2009, Boise State) as the only coaches in the 32-year history of the award to win the honor while coaching a team outside of a Power Five Conference.

## HISTORIC TURNAROUND AT UCF

At UCF, Frost and his staff produced the greatest two-year turnaround in college football history, inheriting an 0-12 team and leading the Knights to a 13-0 record just two years later.

- In his first season in 2016, Frost made history as the only first-time head coach in FBS history to make a bowl game with a team that was winless the previous season.
- UCF tied for the national lead with a six-win improvement from the 2015 to 2016 season. The Knights then ranked third nationally with a seven-win improvement from 2016 to 2017.
- UCF's seven-win improvement from 2016 to 2017 ranked 11th in NCAA history and was just the second time a bowl team improved by more than six wins the next season.
- Frost called UCF's plays, leading the greatest two-year offensive turnaround in NCAA history. The Knights' went from last to fifth in total offense, improving their output by more than 260 yards per game. UCF also went from third-to-last to first in scoring offense, improving by nearly 35 points per game.

## FROST LED UCF TO 13-0 SEASON

In just his second season, Scott Frost guided UCF to a 13-0 record in 2017, when the Knights were the nation's only undefeated team.

- Frost became the fourth coach in FBS history to post a 13-0 record or better in either his first or second season as a head coach. Among that quartet, Frost is the only coach who inherited a team that won fewer than five games (inherited an 0-12 UCF team).
- Frost is one of only six active FBS head coaches who has posted a 13-0 season or better, joining Jimbo Fisher, Gary Patterson, Chris Petersen, Nick Saban and Kyle Whittingham.

- Frost also led Nebraska to a 13-0 record and a national title as the Huskers' starting quarterback in 1997. Frost is the only person in NCAA history to post a 13-0 season (or better) as both a player and a head coach.

## ACTIVE FBS HEAD COACHES WHO HAVE PRODUCED A 13-0 SEASON OR BETTER

- Jimbo Fisher (Texas A&M)
- **Scott Frost (Nebraska)**
- Gary Patterson (TCU)
- Chris Petersen (Washington)
- Nick Saban (Alabama)
- Kyle Whittingham (Utah)

## COACHES WITH A 13-0 SEASON IN THEIR 1ST OR 2ND YEAR AS A HEAD COACH

Year	Coach (School)	Season
1888	Walter Camp (Yale)	1st
2000	Bob Stoops (Oklahoma)	2nd
2006	Chris Petersen (Boise State)	1st
2017	<b>Scott Frost (UCF)</b>	<b>2nd</b>

## FROST A TOP OFFENSIVE COACH

This fall marks Scott Frost's 10th season as either an offensive assistant, offensive coordinator or head coach who calls the offensive plays. During that time, he has consistently proven to be one of the nation's finest offensive coaches.

- In his last nine seasons coaching offense, Frost has worked with eight units that finished in the top 10 nationally in scoring, including seven that ranked in the top five.
- Frost has also been a part of seven teams that ranked in the top 10 nationally in total offense the past nine seasons.

## FROST A PROVEN WINNER

The teams Scott Frost has been a part of have averaged 11 wins per season over the last 11 years, winning a total of seven conference titles.

- Frost has coached in two national title games and his teams have finished with a top-10 ranking eight times in the past 11 years.
- In two seasons as UCF's head coach, the Knights boasted the nation's best win improvement in 2016 and were the only FBS team to go undefeated in 2017.
- Frost was a two-time national champion who helped Nebraska to a 36-2 record, including a 24-2 mark as NU's starting quarterback.
- Frost is one of four active head coaches who won a national title as a player and is the only coach who won multiple national titles.

## 2018 NEBRASKA ASSISTANT COACHES



### TROY WALTERS OFFENSIVE COORDINATOR/ WIDE RECEIVERS

- 1st Season at Nebraska
- 11th Career Season
- 3rd Year as an Offensive Coord.

Walters was the coordinator for the greatest two-year offensive improvement in NCAA history at UCF (125th to 1st). The Knights led the country in scoring in 2017 when he was a finalist for the Broyles Award. Walters also coaches the wide receivers, a position he played at Stanford and for eight seasons in the NFL. Walters is the only former Biletnikoff Award winner currently coaching in the FBS ranks, and he is the Pac-12's all-time leading receiver (4,047 yards).



### ERIK CHINANDER DEFENSIVE COORDINATOR

- 1st Season at Nebraska
- 16th Career Season
- 3rd Year as a Defensive Coord.

Chinander earned a nomination for the Broyles Award in his first season as defensive coordinator at UCF in 2016. A former NFL assistant, Chinander's defense was the primary reason the Knights qualified for a bowl game one year after a winless campaign. The defense then preserved UCF's perfect season in 2017 with a pair of game-clinching interceptions in the American Athletic Conference title game and the Peach Bowl.



### GREG AUSTIN OFFENSIVE LINE

- 1st Season at Nebraska
- 9th Career Season
- 2 Years of NFL Experience

A former honorable-mention All-Big 12 Husker lineman, Austin boasts Power Five (Oregon) and NFL (Philadelphia) coaching experience. In 2017, his line paved the way for UCF to rank in the top 10 nationally in both rushing and passing touchdowns.



### MIKE DAWSON DEFENSIVE LINE

- 1st Season at Nebraska
- 20th Career Season
- 3 Years of NFL Experience

Dawson boasts three years of NFL coaching experience, and he has also been a collegiate defensive coordinator. At UCF, two of Dawson's three defensive linemen earned all-conference accolades in 2017. In 2016, UCF ranked ninth nationally in TFLs.



### SEAN BECKTON TIGHT ENDS

- 1st Season at Nebraska
- 23rd Career Season
- 20th Year as a College Coach

One of the top receivers in UCF history, Nebraska marks Beckton's first coaching job outside the state of Florida. A veteran and versatile coach, Beckton has developed NFL draft picks at three different positions - cornerback, wide receiver and tight end.



### JOVAN DEWITT OUTSIDE LINEBACKERS/ SPECIAL TEAMS COORD.

- 1st Season at Nebraska
- 20th Career Season
- 9 Years as a Defensive Coord.

The veteran of the defensive staff, Dewitt is also NU's special teams coordinator. At UCF, linebacker Shaquem Griffin was the 2016 American Athletic Conference Defensive Player of the Year after he made only nine career tackles before Dewitt's arrival.



### RYAN HELD RUNNING BACKS

- 1st Season at Nebraska
- 19th Career Season
- 12 Years as a Head Coach

A former Husker, Held brings 12 years of head coaching experience at the junior college and Division II levels to Lincoln. He also boasts a winning pedigree after winning two national titles as a Husker and two as a coach (Nebraska and Tennessee).



### TRAVIS FISHER DEFENSIVE BACKS

- 1st Season at Nebraska
- 6th Career Season
- 6th Year as a College Coach

Fisher has emerged as a rising star following a nine-year NFL career. Fisher was the highest-drafted defensive player in UCF history (No. 64) until he was surpassed in 2018 when his pupil Mike Hughes was selected in the first round with the 30th pick after just one season in Orlando.



### MARIO VERDUZCO QUARTERBACKS

- 1st Season at Nebraska
- 42nd Career Season
- 31st Year as a College Coach

Under Verduzco, UCF's McKenzie Milton ranked 2nd nationally - and 16th in NCAA history - in pass efficiency in 2017. Milton also became just the third underclassman in NCAA history to record 4,000 yards passing and 500 yards rushing in a season.



### BARRETT RUUD INSIDE LINEBACKERS

- 1st Season at Nebraska
- 3rd Career Season
- 1st Full-Time Coaching Role

Nebraska's all-time leading tackler, Ruud is in his first season as a full-time assistant coach. Ruud, who posted four consecutive 100-tackle seasons for the Tampa Bay Buccaneers, was a quality control administrator under Scott Frost at Central Florida the past two seasons.

## GAME DAY COACHING SPOTS

### SIDELINES

- Scott Frost, Head Coach
- Greg Austin, Defensive Line
- Sean Beckton, Tight Ends
- Erik Chinander, Defensive Coordinator
- Travis Fisher, Defensive Backs
- Ryan Held, Running Backs
- Barrett Ruud, Inside Linebackers

### COACHES BOOTH

- Mike Dawson, Defensive Line
- Jovan Dewitt, Outside LBs/Special Teams Coord.
- Mario Verduzco, Quarterbacks
- Troy Walters, Offensive Coordinator/WRs

## NEBRASKA SUPPORT STAFF

### STRENGTH COACHES

- Zach Duval, Head Strength Coach
- Jasen Carlson, Assistant Strength Coach
- Dan Millington, Assistant Strength Coach
- Andrew Strop, Assistant Strength Coach

### FOOTBALL ADMINISTRATION

- Gerrod Lambrecht, Chief of Staff
- Matt Davison, Associate A.D. - Football
- Adam Clark, Director of Football Operations
- Joni Duff, Football Secretary
- Teri Riggins, Football Secretary

### ANALYSTS & QUALITY CONTROL STAFF

- Frank Verducci, Senior Offensive Analyst
- Dustin Haines, Offensive Analyst
- Jack Cooper, Defensive Quality Control
- Steve Cooper, Offensive Quality Control
- Zach Crespo, Special Teams Quality Control

### PLAYER PERSONNEL & RECRUITING STAFF

- Ron Brown, Director of Player Development
- Sean Dillon, Director of Player Personnel
- Trent Mossbrucker, Dir. of Recruiting & Admin.
- Ryan Callaghan, Asst. Dir. of Player Personnel
- Kenny Wilhite, Director of High School Relations
- Mike Cassano, National High School Relations
- Kevin Ashmos, Recruiting Assistant

### GRADUATE ASSISTANTS

- Demeitre Brim
- Chuka Ndulue
- Colby Ellis
- Nick Smith

### GRADUATE MANAGERS & INTERNS

- Cole Ashby, Graduate Manager
- Steve DeMeo, Graduate Manager
- Sean Beckton Jr., Performance Intern
- Addison Morris, Recruiting/Operation Intern

### FOOTBALL VIDEO

- Tate Guillotte, Director of Video Technology
- Ryan Voecks, Video Coordinator

### GRADUATE MANAGERS & INTERNS

- Jay Terry, Equipment Manager
- Bryan Harrod, Assistant Equipment Manager
- Kyle Kotrous, Assistant Equipment Manager

### ATHLETIC MEDICINE

- Mark Mayer, Head Football Athletic Trainer
- Drew Hamblin, Assistant Athletic Trainer
- Todd Johnson, Assistant Athletic Trainer
- Kengo Sugimoto, Grad. Asst. Athletic Trainer
- Michael Tsukamoto, Grad. Asst. Athletic Trainer
- Lonnie Albers, Associate A.D. - Medicine
- Jerry Weber, Head Athletic Trainer

### PERFORMANCE NUTRITION

- Dave Ellis, Director of Performance Nutrition

### CAREER STARTS - OFFENSE

PLAYER	'15	'16	'17	'18	ALL
Morgan Jr.	3	9	8	4	24
Farmer	-	11	8	3	22
Foster	0	4	12	4	20
Conrad	0	5	7	4	16
Jaimes	-	-	9	4	13
M. Farniok	-	-	4	4	8
Spielman	-	-	4	4	8
Wilbon	0	0	7	0	7
Ozigbo	0	1	3	1	5
Stoll	-	-	1	4	5
Reimers	0	1	2	1	4
Martinez	-	-	-	3	3
Bell	-	-	-	3	3
M. Williams	-	-	-	2	2
Wilson	-	-	0	1	1
Warner	-	-	-	1	1
Lindsey	-	-	1	0	1
C. Young	-	0	1	0	1
Bunch	-	-	-	1	1

### CAREER STARTS - DEFENSE

PLAYER	'15	'16	'17	'18	ALL
D. Young II	11	9	11	4	35
Akinmoladun	4	13	12	4	33
A. Williams	3	11	8	3	25
Stoltenberg	0	9	12	3	24
T. Neal	5*	-	13*	4	22
C. Davis	-	4	12	1	17
Jackson	-	1	12	4	17
Gifford	0	0	7	4	11
Barry	-	0	2	4	6
Reed	0	1	4	1	6
Lee Jr.	-	0	6	0	6
A. Davis	-	0	5	0	5
Bootle	-	-	1	4	5
Stille	-	-	1	4	5
Ferguson	-	-	-	3	3
D. Williams	-	-	-	1	1
Dismuke	-	-	1	0	1

\*at UCF

### CAREER STARTS - SPECIAL TEAMS

PLAYER	'15	'16	'17	'18	ALL
Ober	13	13	12	2	40
Lightbourn	-	12	12	4	28
Pickering	-	-	-	4	4
Urbach	-	-	-	2	2

### CONSECUTIVE STARTS (MIN. 10)

PLAYER, POSITION	STARTS
Freedom Akinmoladun, DL	29
Caleb Lightbourn, P	24
Tre Neal, S	17*
Jerald Foster, OG	16
Lamar Jackson, CB	16
Brenden Jaimes, OT	13

\*includes games at UCF

## NEBRASKA DEPTH CHART • WISCONSIN

### OFFENSIVE DEPTH CHART

WR	8	Stanley Morgan Jr.	6-1	200	Sr.	New Orleans, La.
	88	Jaron Woodyard	5-9	190	Jr.	Gaithersburg, Md.
LT	76	Brenden Jaimes	6-6	300	So.	Austin, Texas
	65	Christian Gaylord	6-6	310	Jr.	Baldwin City, Kan.
LG	67	Jerald Foster	6-3	335	Sr.	Lincoln, Neb.
	50	John Haridon	6-4	320	So.	West Des Moines, Iowa
C	63	Tanner Farmer	6-4	325	Sr.	Highland, Ill.
	62	Cole Conrad	6-5	320	Sr.	Fremont, Neb.
RG	56	Boe Wilson	6-3	305	So.	Lee's Summit, Mo.
	75	Trent Hixson	6-4	300	RFr.	Omaha, Neb.
RT	71	Matt Farniok	6-6	330	So.	Sioux Falls, S.D.
	70	Matt Sichterman	6-4	310	RFr.	Kings Mills, Ohio
TE	86	Jack Stoll	6-4	260	So.	Lone Tree, Colo.
	11	Austin Allen	6-8	245	RFr.	Aurora, Neb.
	-OR- 82	Kurt Rafdal	6-7	250	RFr.	Carmel, Ind.
WR	81	Kade Warner	6-1	210	RFr.	Scottsdale, Ariz.
	19	Mike Williams	5-10	185	Jr.	Lake City, Fla.
WR	10	JD Spielman	5-9	185	So.	Eden Prairie, Minn.
	1	Tyjon Lindsey	5-9	200	So.	Corona, Calif.
QB	2	Adrian Martinez	6-2	220	Fr.	Fresno, Calif.
	17	Andrew Bunch	6-1	210	So.	Thompson Station, Tenn.
RB	22	Devine Ozigbo	6-0	235	Sr.	Sachse, Texas
	25	Greg Bell	6-0	205	Jr.	Chula Vista, Calif.
	-OR- 28	Maurice Washington	6-1	190	Fr.	Stockton, Calif.

### DEFENSIVE DEPTH CHART

DE	91	Freedom Akinmoladun	6-4	295	Sr.	Grandview, Mo.
	94	Khalil Davis	6-2	310	Jr.	Blue Springs, Mo.
	-OR- 97	Deontre Thomas	6-3	290	So.	Mustang, Okla.
NG	96	Carlos Davis	6-2	325	Jr.	Blue Springs, Mo.
	99	Peyton Newell	6-3	300	Sr.	Hiawatha, Kan.
	-OR- 93	Damion Daniels	6-3	340	RFr.	Dallas, Texas
DE	95	Ben Stille	6-5	290	So.	Ashland, Neb.
	97	Deontre Thomas	6-3	290	So.	Mustang, Okla.
	-OR- 9	DaiShon Neal	6-7	310	Jr.	Houston, Texas
OLB	43	Tyrin Ferguson	6-2	230	Jr.	New Orleans, La.
	22	Alex Davis	6-5	255	Jr.	Riviera Beach, Fla.
ILB	5	Dedrick Young II	6-1	245	Sr.	Peoria, Ariz.
	31	Collin Miller	6-3	245	So.	Fishers, Ind.
ILB	7	Mohamed Barry	6-1	230	Jr.	Grayson, Ga.
	57	Jacob Weinmaster	6-0	225	Jr.	Loveland, Colo.
OLB	12	Luke Gifford	6-4	245	Sr.	Lincoln, Neb.
	4	Caleb Tannor	6-2	210	Fr.	Stone Mountain, Ga.
CB	6	Eric Lee Jr.	6-0	215	Jr.	Milton, Mass.
	21	Lamar Jackson	6-3	215	Jr.	Elk Grove, Calif.
	-OR- 15	Braxton Clark	6-4	200	Fr.	Orlando, Fla.
S	24	Aaron Williams	5-11	190	Sr.	Atlanta, Ga.
	25	Antonio Reed	6-2	215	Sr.	Memphis, Tenn.
S	14	Tre Neal	6-1	215	Sr.	Atlanta, Ga.
	41	Deontai Williams	6-1	200	So.	Jacksonville, Fla.
CB	23	Dicaprio Bootle	5-10	190	So.	Miami, Fla.
	17	Cam Taylor	6-0	205	Fr.	Montgomery, Ala.

### SPECIAL TEAMS DEPTH CHART

PK	32	Barret Pickering	6-0	195	Fr.	Birmingham, Ala.
	39	Cole Frahm	6-6	235	RFr.	Omaha, Neb.
P	35	Caleb Lightbourn	6-3	250	Jr.	Washougal, Wash.
	98	Isaac Armstrong	5-11	205	Jr.	Lincoln, Neb.
LS	92	Chase Urbach (LS)	6-3	210	Jr.	Grosse Pointe, Mich.
	84	Jordan Ober (SS)	6-1	225	Jr.	Las Vegas, Nev.
H	98	Isaac Armstrong	5-11	205	Jr.	Lincoln, Neb.
	35	Caleb Lightbourn	6-3	250	Jr.	Washougal, Wash.
KR	88	Jaron Woodyard	5-9	190	Jr.	Gaithersburg, Md.
	10	JD Spielman	5-9	185	So.	Eden Prairie, Minn.
	28	Maurice Washington	6-1	190	Fr.	Stockton, Calif.
PR	10	JD Spielman	5-9	185	So.	Eden Prairie, Minn.
	1	Tyjon Lindsey	5-9	200	So.	Corona, Calif.
	8	Stanley Morgan Jr.	6-1	200	Sr.	New Orleans, La.



## 2018 NEBRASKA GAME-BY-GAME STARTERS

### OFFENSIVE STARTING LINEUPS

OPPONENT	WR	WR	WR	TE	RT	RG	C	LG	LT	QB	RB	PK
Colorado	Morgan Jr.	Williams	Spielman	Stoll	Farniok	Farmer	Conrad	Foster	Jaimes	Martinez	Bell	Pickering
Troy	Morgan Jr.	Reimers	Spielman	Stoll	Farniok	Farmer	Conrad	Foster	Jaimes	Bunch	Bell	Pickering
Michigan	Morgan Jr.	Williams	Spielman	Stoll	Farniok	Farmer	Conrad	Foster	Jaimes	Martinez	Bell	Pickering
Purdue												
Wisconsin												
Northwestern												
Minnesota												
Bethune-Cookman												
Ohio St.												
Illinois												
Michigan St.												
Iowa												

### DEFENSIVE STARTING LINEUPS

OPPONENT	DE	NG	DE	OLB	ILB	ILB	OLB	CB	S	S	CB	P
Colorado	Akinmoladun	Stoltenberg	Stille	Ferguson	Young	Barry	Gifford	Jackson	Reed	Neal	Bootle	Lightbourn
Troy	Akinmoladun	Stoltenberg	Stille	Ferguson	Young	Barry	Gifford	Jackson	A. Williams	Neal	Bootle	Lightbourn
Michigan	Akinmoladun	Stoltenberg	Stille	Ferguson	Young	Barry	Gifford	Jackson	A. Williams	Neal	Bootle	Lightbourn
Purdue												
Wisconsin												
Northwestern												
Minnesota												
Bethune-Cookman												
Ohio St.												
Illinois												
Michigan St.												
Iowa												

## 2018 NEBRASKA PLAYER PARTICIPATION

PLAYER, POS.	GP	GS	PLAYER, POS.	GP	GS	PLAYER, POS.	GP	GS
Freedom Akinmoladun, DE	3	3	Andre Hunt, WR	1	0	Mick Stoltenberg, DL	3	3
Austin Allen, TE	3	0	Lamar Jackson, CB	3	3	Eli Sullivan, S	1	0
Isaac Armstrong, P/H	2	0	Brenden Jaimes, OL	3	3	Caleb Tannor, OLB	3	0
Mohamed Barry, ILB	3	3	Cameron Jurgens, TE	1	0	Cam Taylor, CB	3	0
Greg Bell, RB	3	3	Caleb Lightbourn, P	3	3	Deontre Thomas, DL	3	0
Dicaprio Bootle, CB	3	3	Tyjon Lindsey, WR	3	0	Guy Thomas, DL	1	0
Andrew Bunch, QB	3	1	Adrian Martinez, QB	2	2	Chase Urbach, LS	1	0
Braxton Clark, CB	1	0	Wyatt Mazour, RB	3	0	Maurice Washington, RB	3	0
Cole Conrad, OL	3	3	Jaevon McQuitty, WR	1	0	Jacob Weinmaster, ILB	3	0
Ethan Cox, CB	2	0	Collin Miller, OLB	3	0	Aaron Williams, S	3	2
Damion Daniels, DL	3	0	Stanley Morgan Jr., WR	3	3	Deontai Williams, S	2	0
Alex Davis, OLB	3	0	DaiShon Neal, DL	1	0	Mike Williams, WR	3	2
Carlos Davis, DL	3	0	Tre Neal, S	3	3	Boe Wilson, OL	3	0
Khalil Davis, DL	3	0	Peyton Newell, DL	3	0	Jaron Woodyard, WR	1	0
Marquel Dismuke, S	2	0	Jordan Ober, LS	3	2	Dedrick Young II, ILB	3	3
JoJo Domann, S	1	0	Devine Ozigbo, RB	3	0			
Tanner Farmer, OL	3	3	Barret Pickering, PK	3	3			
Matt Farniok, OL	3	3	Kurt Rafdal, TE	3	0			
Tyrin Ferguson, OLB	3	3	Antonio Reed, S	3	1			
Jerald Foster, OL	3	3	Bryan Reimers, WR	1	1			
Christian Gaylord, OL	2	0	Austin Rose, RB	3	0			
Luke Gifford, OLB	3	3	Matt Sichterman, OL	1	0			
Trent Hixson, OL	1	0	JD Spielman, WR	3	3			
Todd Honas, WR	2	0	Ben Stille, DL	3	3			
Will Honas, ILB	3	0	Jack Stoll, TE	3	3			

**NUMERICAL ROSTER**

NO.	NAME	POS.
1	Tyjon Lindsey	WR
2	Tony Butler	CB
2	Adrian Martinez	QB
3	Will Honas	ILB
4	Avery Anderson	S
4	Jaevon McQuitty	WR
4	Caleb Tannor	OLB
5	Dedrick Young II	ILB
6	Eric Lee Jr.	CB
7	Mohamed Barry	ILB
8	Stanley Morgan Jr.	WR
9	DaiShon Neal	DL
10	JD Spielman	WR
11	Austin Allen	TE
11	Vaha Vainuku	DL
12	Luke Gifford	OLB
12	Katerian Legrone	TE
13	JoJo Domann	S
13	Justin McGriff	WR
14	Tre Neal	S
15	Braxton Clark	CB
15	Andre Hunt	WR
16	Ethan Cox	CB
16	Noah Vedral	QB
17	Andrew Bunch	QB
17	Cam Taylor	CB
18	Matt Masker	QB
18	Guy Thomas	OLB
19	Marquel Dismuke	S
19	Mike Williams	WR
21	Lamar Jackson	CB
21	Mikale Wilbon	RB
22	Alex Davis	OLB
22	Devine Ozigbo	RB
23	Dicaprio Bootle	CB
24	Aaron Williams	S
25	Greg Bell	RB
25	Antonio Reed	S
26	Miles Jones	RB
26	CJ Smith	S
28	Maurice Washington	RB
29	Bennett Folkers	WR
29	Cam'ron Jones	S
29	Austin Rose	RB
30	Quayshon Alexander	OLB
30	Bo Kitrell	RB
30	Eli Sullivan	S
31	Keaton Henry	TE
31	Collin Miller	ILB
32	Pernell Jefferson	OLB
32	Barret Pickering	PK
33	Jaylin Bradley	RB
34	Breon Dixon	OLB
34	Simon Otte	OLB
35	Moses Bryant	CB
35	Caleb Lightbourn	P
36	Christian Banker	WR
36	Spencer Jordan	ILB
36	Reid Karel	DB
37	Corbin Frederick	DB
37	Wyatt Mazour	RB
38	Brody Belt	RB
38	Damian Jackson	DL
39	Bradley Bunner	DB
39	Cole Frahm	PK
39	Andrew Thurman	WR
40	Grant Jordan	ILB
40	Brandon Robbins	WR
41	Justin Holm	WR
41	Deontai Williams	S

**2018 NEBRASKA ALPHABETICAL ROSTER**

NO.	NAME	POS.	HT.	WT.	YR.	HOMETOWN (HIGH SCHOOL/COLLEGE)
91 ***	Akinmoladun, Freedom	DL	6-4	295	Sr.	Grandview, Mo. (Grandview)
30	Alexander, Quayshon	OLB	6-3	250	So.	Prospect Park, N.J. (De Paul Catholic)
42	Alioth Jr., Chad	WR	6-2	195	RFr.	Omaha, Neb. (North)
11	Allen, Austin	TE	6-8	245	RFr.	Aurora, Neb. (Aurora)
45	Alston, David	OLB	6-4	225	Fr.	Saint Paul, Minn. (Woodbury)
4	* Anderson, Avery	S	6-0	180	Jr.	Surprise, Ariz. (Pine Creek [Colo.])
75	Anderson, Fyn	DL	6-3	285	Jr.	Lincoln, Neb. (Southeast)
50	Archer, Jake	LB	6-0	210	Fr.	Omaha, Neb. (Skutt Catholic)
98	Armstrong, Isaac	P	5-11	205	Jr.	Lincoln, Neb. (Kearney HS/Southwest HS)
61	Balenger, Mitchell	OL	6-2	305	Fr.	Leonardtown, Md. (Leonardtown/Fork Union [Va.] Military Academy)
51	Banderas, Anthony	LB	6-1	225	Fr.	Lincoln, Neb. (Southwest)
73	Bando, Broc	OL	6-5	315	RFr.	Lincoln, Neb. (IMG [Fla.] Academy)
36	Banker, Christian	WR	6-0	190	RFr.	Omaha, Neb. (Skutt Catholic)
7	** Barry, Mohamed	ILB	6-1	230	Jr.	Grayson, Ga. (Grayson)
25	Bell, Greg	RB	6-0	205	Jr.	Chula Vista, Calif. (Bonita Vista/Arizona Western CC)
38	Belt, Brody	RB	5-8	185	Fr.	Omaha, Neb. (Millard West)
23	* Bootle, Dicaprio	CB	5-10	190	So.	Miami, Fla. (Southridge)
33	* Bradley, Jaylin	RB	6-0	210	So.	Bellevue, Neb. (West)
35	Bryant, Moses	CB	5-11	200	Fr.	Elkhorn, Neb. (South)
17	Bunch, Andrew	QB	6-1	210	So.	Thompson's Station, Tenn. (Independence/Scottsdale [Ariz.] CC)
39	Bunner, Bradley	DB	6-0	190	RFr.	Clarkson, Neb. (Clarkson)
2	* Butler, Tony	CB	6-2	205	So.	Lakewood, Ohio (St. Edward)
58	Cassidy, Chris	ILB	6-0	225	Fr.	Lincoln, Neb. (Pius X)
45	Chaffin, Ty	WR	6-5	210	So.	Burwell, Neb. (Burwell)
15	Clark, Braxton	CB	6-4	200	Fr.	Orlando, Fla. (Dr. Phillips)
62	** Conrad, Cole	OL	6-5	320	Sr.	Fremont, Neb. (Archbishop Bergan)
16	Cox, Ethan	CB	5-10	185	RFr.	Blair, Neb. (Blair)
95	Cromer, Alec	P	6-4	230	So.	Beatrice, Neb. (Beatrice/South Dakota State)
93	Daniels, Damion	DL	6-3	340	RFr.	Dallas, Texas (Bishop Dunne)
22	** Davis, Alex	OLB	6-5	255	Jr.	Riviera Beach, Fla. (Dwyer)
96	** Davis, Carlos	DL	6-2	325	Jr.	Blue Springs, Mo. (Blue Springs)
94	** Davis, Khalil	DL	6-2	310	Jr.	Blue Springs, Mo. (Blue Springs)
19	* Dismuke, Marquel	S	6-2	200	So.	Compton, Calif. (Calabasas)
34	Dixon, Breon	OLB	6-0	205	So.	Loganville, Ga. (Grayson/Ole Miss)
13	* Domann, JoJo	S	6-1	225	So.	Colorado Springs, Colo. (Pine Creek)
63	** Farmer, Tanner	OL	6-4	325	Sr.	Highland, Ill. (Highland)
71	* Farniok, Matt	OL	6-6	330	So.	Sioux Falls, S.D. (Washington)
68	Farniok, Will	OL	6-3	290	Fr.	Sioux Falls, S.D. (Washington)
82	Feist, Colton	DL	6-2	255	Fr.	Yutan, Neb. (Yutan)
43	** Ferguson, Tyrin	OLB	6-2	230	Jr.	New Orleans, La. (Edna Karr)
29	Folkers, Bennett	WR	6-2	195	Fr.	Gothenburg, Neb. (Gothenburg)
52	Forbes, AJ	OL	6-4	290	Fr.	Bellevue, Neb. (West)
67	*** Foster, Jerald	OL	6-3	335	Sr.	Lincoln, Neb. (Southeast)
39	Frahm, Cole	PK	6-6	235	RFr.	Omaha, Neb. (Burke)
37	Frederick, Corbin	DB	5-11	205	Fr.	Mansfield, Texas (Mansfield)
65	* Gaylord, Christian	OL	6-6	310	Jr.	Baldwin City, Kan. (Baldwin City)
12	*** Gifford, Luke	OLB	6-4	245	Sr.	Lincoln, Neb. (Southeast)
49	Hemphill, Austin	RB	5-11	225	Jr.	Gretna, Neb. (Gretna)
31	Henry, Keaton	TE	6-2	235	So.	Albion, Neb. (Boone Central)
75	Hixson, Trent	OL	6-4	300	RFr.	Omaha, Neb. (Skutt Catholic)
47	Hohenstein, Branden	TE	6-4	225	So.	Jackson, Neb. (Bishop Heelan Catholic [Iowa])
41	Holm, Justin	WR	6-6	185	Fr.	Lincoln, Neb. (Southwest)
89	Honas, Todd	WR	5-11	200	So.	Aurora, Neb. (Aurora)
3	Honas, Will	ILB	6-1	235	Jr.	Wichita, Kan. (Bishop Carroll/Butler [Kan.] CC)
15	Hunt, Andre	WR	6-0	190	Fr.	Palm Dale, Calif. (Paraclete)
38	Jackson, Damian	DL	6-2	270	RFr.	Las Vegas, Nev. (Shadow Ridge)
21	** Jackson, Lamar	CB	6-3	215	Jr.	Elk Grove, Calif. (Franklin)
76	* Jaimes, Brenden	OL	6-6	300	So.	Austin, Texas (Lake Travis)
47	Jarzynka, Matt	DL	6-4	260	Sr.	Loup City, Neb. (Loup City)
32	Jefferson, Pernell	OLB	6-2	250	So.	New Orleans, La. (Warren Easton)
53	Johnson, Joseph	ILB	6-3	235	Fr.	Gretna, Neb. (Gretna)
29	Jones, Cam'ron	S	6-0	200	Fr.	Mansfield, Texas (Mansfield)
26	Jones, Miles	RB	5-8	175	Fr.	Miramar, Fla. (American Heritage)
40	Jordan, Grant	ILB	6-2	205	So.	Omaha, Neb. (Westside)
36	Jordan, Spencer	ILB	6-2	210	So.	Omaha, Neb. (Westside)
44	Jurgens, Cameron	TE	6-3	270	Fr.	Beatrice, Neb. (Beatrice)
36	* Karel, Reid	DB	6-3	205	Jr.	Seward, Neb. (Seward)
30	Kitrell, Bo	RB	6-1	225	Sr.	Ashland, Neb. (Ashland-Greenwood)
48	Krull, Bryson	TE	6-3	240	Fr.	North Platte, Neb. (North Platte)
6	** Lee Jr., Eric	CB	6-0	215	Jr.	Milton, Mass. (Valor Christian [Colo.])
12	Legrone, Katerian	TE	6-3	235	Fr.	Atlanta, Ga. (The B.E.S.T. Academy)
85	Liewer, Wyatt	WR	6-3	185	Fr.	O'Neill, Neb. (O'Neill)
35	** Lightbourn, Caleb	P	6-3	250	Jr.	Washougal, Wash. (Camas)
1	* Lindsey, Tyjon	WR	5-9	200	So.	Corona, Calif. (Bishop Gorman [Nev.])
90	Lingenfelter, Ben	DL	6-4	275	RFr.	Cherokee, Iowa (Washington)
2	Martinez, Adrian	QB	6-2	220	Fr.	Fresno, Calif. (Clovis West)
18	Masker, Matt	QB	6-1	220	Fr.	Kearney, Neb. (Kearney Catholic)
37	Mazour, Wyatt	RB	5-9	200	Jr.	Albion, Neb. (Boone Central)
48	McCallum, Lane	DB	6-2	210	RFr.	Norfolk, Neb. (Norfolk/Air Force)
96	McCashland, Noah	PK	6-1	180	Fr.	Lincoln, Neb. (Pius X)
13	McGriff, Justin	WR	6-6	230	Fr.	Tampa, Fla. (Jefferson)
4	McQuitty, Jaevon	WR	6-0	205	RFr.	Columbia, Mo. (Battle)

## 2018 NEBRASKA ALPHABETICAL ROSTER

NO.	NAME	POS.	HT.	WT.	YR.	HOMETOWN (HIGH SCHOOL/COLLEGE)
31	* Miller, Collin	ILB	6-3	245	So.	Fishers, Ind. (Hamilton Southeastern)
66	Miller, Hunter	OL	6-4	325	RFr.	Stromsburg, Neb. (Cross County)
8	*** Morgan Jr., Stanley	WR	6-1	200	Sr.	New Orleans, La. (St. Augustine)
94	Mueller, Cade	LS	6-0	210	Fr.	Gretna, Neb. (Gretna)
9	** Neal, DaiShon	DL	6-7	310	Jr.	Houston, Texas (Omaha [Neb.] Central)
14	Neal, Tre	S	6-1	215	Sr.	Atlanta, Ga. (Buford/Central Florida)
99	* Newell, Peyton	DL	6-3	300	Sr.	Hiawatha, Kan. (Hiawatha)
84	*** Ober, Jordan	LS	6-1	225	Sr.	Las Vegas, Nev. (Bishop Gorman)
34	Otte, Simon	OLB	6-1	205	Fr.	York, Neb. (York)
22	*** Ozigbo, Devine	RB	6-0	235	Sr.	Sachse, Texas (Sachse)
55	Paup, Jordan	OLB	6-3	245	RFr.	Central City, Neb. (Central City)
59	Perez, Brian	OL	6-3	230	So.	Hartle, Iowa (Hartley-Melvin-Sanborn)
32	Pickering, Barret	PK	6-0	195	Fr.	Birmingham, Ala. (Hoover)
91	Pieper, Cameron	LS	6-3	210	Fr.	Lincoln, Neb. (Southwest)
82	Rafdal, Kurt	TE	6-7	250	RFr.	Carmel, Ind. (Carmel)
50	Raridon, John	OL	6-4	320	So.	West Des Moines, Iowa (Valley)
25	*** Reed, Antonio	S	6-2	215	Sr.	Memphis, Tenn. (Southaven [Miss.])
83	** Reimers, Bryan	WR	6-5	220	Sr.	Lincoln, Neb. (East)
40	Robbins, Brandon	WR	6-3	195	RFr.	Bellevue, Neb. (East)
98	Rogers, Casey	DL	6-4	275	Fr.	Syracuse, N.Y. (Westhill/Old Farms [Conn.] Prep)
29	* Rose, Austin	RB	6-1	240	Sr.	Lincoln, Neb. (North Star)
43	Ruth, Connor	RB	5-11	205	Fr.	Malcolm, Neb. (Seward)
46	Ruth, Corbin	DB	6-0	200	RFr.	Malcolm, Neb. (Seward/Northwest Missouri State)
54	Schommer, Ryan	DL	6-4	250	Fr.	Norfolk, Neb. (Norfolk)
56	Shefke, Collin	OL	6-3	300	Fr.	Lincoln, Neb. (Southwest)
70	Sichterman, Matt	OL	6-4	310	RFr.	Kings Mills, Ohio (Kings)
26	Smith, CJ	S	6-2	205	Fr.	West Palm Beach, Fla. (Oxbridge Academy)
10	* Spielman, JD	WR	5-9	185	So	Eden Prairie, Minn. (Eden Prairie)
49	Stalbird, Isaiah	S	6-0	195	Fr.	Kearney, Neb. (Kearney)
95	* Stille, Ben	DL	6-5	290	So.	Ashland, Neb. (Ashland-Greenwood)
86	* Stoll, Jack	TE	6-4	260	So.	Lone Tree, Colo. (Regis Jesuit)
44	*** Stoltenberg, Mick	DL	6-5	315	Sr.	Gretna, Neb. (Gretna)
42	* Stovall, Jeremiah	S	5-11	195	Jr.	Omaha, Neb. (Creighton Prep)
30	* Sullivan, Eli	S	6-2	195	So.	Longmont, Colo. (Longmont)
4	Tannor, Caleb	OLB	6-2	210	Fr.	Stone Mountain, Ga. (Miller Grove)
17	Taylor, Cam	CB	6-0	205	Fr.	Montgomery, Ala. (Park Crossing)
97	* Thomas, Deontre	DL	6-3	290	So.	Mustang, Okla. (Mustang)
18	Thomas, Guy	OLB	6-3	230	RFr.	Miami, Fla. (Booker T. Washington)
39	Thurman, Andrew	WR	6-4	205	RFr.	Stillwell, Kan. (Blue Valley West)
92	Urbach, Chase	LS	6-3	210	Jr.	Grosse Pointe, Mich. (South)
11	Vainuku, Vaha	DL	6-3	325	Jr.	Salt Lake City, Utah (East/Utah)
16	Vedral, Noah	QB	6-1	200	So.	Wahoo, Neb. (Bishop Neumann/UCF)
72	Virka, Nick	OL	6-6	235	Jr.	Morse Bluff, Neb. (North Bend)
55	Walker, Chris	DL	6-6	290	RFr.	Lincoln, Neb. (East)
90	Walker, Jackson	P	6-4	260	Jr.	Overland Park, Kan. (Blue Valley Northwest/Coffeyville CC/Johnson County/Kansas)
81	Warner, Kade	WR	6-1	210	RFr.	Scottsdale, Ariz. (Desert Mountain)
28	Washington, Maurice	RB	6-1	190	Fr.	Stockton, Calif. (Trinity [Texas] Christian Academy)
57	* Weinmaster, Jacob	ILB	6-0	225	Jr.	Loveland, Colo. (Loveland)
21	*** Wilbon, Mikale	RB	5-9	220	Sr.	Chicago, Ill. (De La Salle Institute)
92	Wildeman, Tate	DL	6-5	275	Fr.	Parker, Colo. (Legend)
24	*** Williams, Aaron	S	5-11	190	Sr.	Atlanta, Ga. (Carver)
41	Williams, Deontai	S	6-1	200	So.	Jacksonville, Fla. (Trinity Christian Academy/Jones County [Miss.] CC)
19	Williams, Mike	WR	5-10	185	Jr.	Lake City, Fla. (Columbia HS/Georgia Southern/East Mississippi CC)
56	* Wilson, Boe	OL	6-3	305	So.	Lee's Summit, Mo. (Lee's Summit West)
88	Woodyard, Jaron	WR	5-9	190	Jr.	Gaithersburg, Md. (The Avalon School/Arizona Western CC)
87	* Young, Conor	WR	6-2	175	Jr.	Cozad, Neb. (Cozad)
5	*** Young II, Dedrick	ILB	6-1	245	Sr.	Peoria, Ariz. (Centennial)

Returning letterwinners in **bold**; \*denotes letters earned

## 2018 NEBRASKA PRONUNCIATION GUIDE

Freedom Akinmoladun.....ackin-moo-LAW-doon  
 Chad Alioth Jr.....EH-LEE-uth  
 Ty Chaffin.....CHAFF-inn  
 Khalil Davis.....kuh-LEEL  
 Marquel Dismuke.....marr-KELL diss-MUKE  
 Matt/Will Farniok.....FAR-knee-ack  
 Colton Feist.....FEAST  
 Cole Frahm.....FROMM  
 Branden Hohenstein.....HO-inn-stine  
 Will/Todd Honas.....HO-nuss  
 Brenden Jaimes.....HYME-iss  
 Matt Jarzynka.....jar-ZINK-uh  
 Reid Karel.....CARL  
 Bo Kitrell.....KIT-trull  
 Katerian Legrone.....kuh-TAIR-EE-un leh-GROAN  
 Wyatt Liewer.....LEE-vurr  
 Tyjon Lindsey.....TIE-zjawn

Wyatt Mazour.....MUH-zoo-er  
 Jaevon McQuitty.....JAY-vaughn  
 DaiShon Neal.....DAY-shawn  
 Simon Otte.....OH-tee  
 Devine Ozigbo.....oh-ZIG-bo  
 Jordan Paup.....POP  
 Cameron Pieper.....PIPE-urr  
 Kurt Rafdal.....RAFF-doll  
 Bryan Reimers.....RHYME-ers  
 Ryan Schommer.....SHOME-urr  
 Ben Stille.....STILL-ee  
 Vaha Vainuku.....vye-NEW-koo  
 Jacob Weinmaster.....WINE-master  
 Mikale Wilbon.....mick-KALE  
 Tate Wildeman.....WILL-duh-munn  
 Jaron Woodyard.....WOOD-yard  
 Dedrick Young II.....DEAD-rik

## NUMERICAL ROSTER

NO.	NAME	POS.
42	Chad Alioth Jr.	WR
42	Jeremiah Stovall	S
43	Tyrin Ferguson	OLB
43	Connor Ruth	RB
44	Cameron Jurgens	TE
44	Mick Stoltenberg	DL
45	David Alston	OLB
45	Ty Chaffin	WR
46	Corbin Ruth	DB
47	Branden Hohenstein	TE
47	Matt Jarzynka	DL
48	Bryson Krull	TE
48	Lane McCallum	DB
49	Austin Hemphill	RB
49	Isaiah Stalbird	S
50	Jake Archer	LB
50	John Raridon	OL
51	Anthony Banderas	LB
52	AJ Forbes	OL
53	Joseph Johnson	ILB
54	Ryan Schommer	DL
55	Jordan Paup	OLB
55	Chris Walker	DL
56	Collin Shefke	OL
56	Boe Wilson	OL
57	Jacob Weinmaster	ILB
58	Chris Cassidy	ILB
59	Brian Perez	OL
61	Mitchell Balenger	OL
62	Cole Conrad	OL
63	Tanner Farmer	OL
65	Christian Gaylord	OL
66	Hunter Miller	OL
67	Jerald Foster	OL
68	Will Farniok	OL
70	Matt Sichterman	OL
71	Matt Farniok	OL
72	Nick Virka	OL
73	Broc Bando	OL
75	Fyn Anderson	DL
75	Trent Hixson	OL
76	Brenden Jaimes	OL
81	Kade Warner	WR
82	Colton Feist	DL
82	Kurt Rafdal	TE
83	Bryan Reimers	WR
84	Jordan Ober	LS
85	Wyatt Liewer	WR
86	Jack Stoll	TE
87	Conor Young	WR
88	Jaron Woodyard	WR
89	Todd Honas	WR
90	Ben Lingenfelter	DL
90	Jackson Walker	P
91	Freedom Akinmoladun	DL
91	Cameron Pieper	LS
92	Chase Urbach	LS
92	Tate Wildeman	DL
93	Damion Daniels	DL
94	Khalil Davis	DL
94	Cade Mueller	LS
95	Alec Cromer	P
95	Ben Stille	DL
96	Carlos Davis	DL
96	Noah McCashland	PK
97	Deontre Thomas	DL
98	Isaac Armstrong	P
98	Casey Rogers	DL
99	Peyton Newell	DL



# 1 TYJON LINDSEY

5-9 | 200 | SO. | WR

CORONA, CALIF.

## 2018 SEASON HIGHLIGHTS

- Did not have a catch, but had two carries for 9 yards vs. Colorado
- Recorded his first catch of the season vs. Troy
- Tied his career long with a 14-yard reception at Michigan

## 2018 GAME-BY-GAME

OPPONENT	REC.	YDS	TD	LONG
Colorado	0	0	0	0
Troy	1	6	0	6
at Michigan	2	16	0	14
Purdue	0	0	0	0
at Wisconsin				
at Northwestern				
Minnesota				
Bethune-Cookman				
at Ohio St.				
Illinois				
Michigan St.				
at Iowa				

## CAREER RECEIVING STATS

YEAR	G/S	REC.	YDS	Y/R	Y/G	TD
2017	12/1	12	76	6.3	6.3	0
2018	4/0	3	22	7.3	5.5	0
<b>TOTAL</b>	<b>16/1</b>	<b>15</b>	<b>98</b>	<b>6.5</b>	<b>6.1</b>	<b>0</b>


**RUSHING:** 9 att., 13 yds, 0 TD

**KICKOFF RETURNS:** 1 att., 17 yds, 0 TD

**PUNT RETURNS:** 6 att., 1 yd, 0 TD

## CAREER HIGHS

<b>Receptions</b>	3 twice
<b>Receiving Yards</b>	18 vs. No. Illinois (2017)
<b>Receiving Touchdowns</b>	none
<b>Long Reception</b>	14 twice



# 2 ADRIAN MARTINEZ

6-2 | 220 | FR. | QB

FRESNO, CALIF.

## CAREER HONORS

- **Nebraska Scholar-Athlete Honor Roll (Spring 2018)**
- **Athlon National Freshman of the Week (9/10)**

## NEBRASKA RECORDS

- Game Passing Yards by a True Freshman (323 vs. Purdue)
- Game Total Offense by a True Freshman (414 vs. Purdue)
- Game Rushing Yards by a True Freshman Quarterback (117 vs. Colorado)

## CAREER NOTES

- Is the only true freshman quarterback to start the season opener in Nebraska history
- Is 1 of 2 freshmen quarterbacks to start a season opener in NU history (also Taylor Martinez as a redshirt freshman in 2010 vs. Western Ky.)
- Is 1 of 3 true freshmen to start at quarterback in Husker history (also Tommie Frazier in 1993 and Cody Green in 2009)

## 2018 BIG TEN RANKINGS (TOP 5)

- Total Offense Per Game: 5th (242.7)

## 2018 SEASON HIGHLIGHTS

- Has led Nebraska to more than 560 yards of total offense in two of his first three starts
- Set then-Nebraska true freshman records for passing yards (187) and total offense (304 yards) in season opener against Colorado
- Also ran for 117 yards against the Buffs, the first 100-yard rushing game by a true freshman quarterback in Nebraska history
- Marked the first 100-yard rushing game by an NU quarterback since 2016 (Tommy Armstrong Jr.)
- 41-yard touchdown run vs. CU was the longest by a Husker quarterback since a 42-yard run by Tommy Armstrong Jr. in 2014
- Left the game in the fourth quarter with an injury
- Missed the Troy game due to a knee injury
- Returned at Michigan, started and played the entire first half, but played only one snap in the second half
- Broke his earlier NU true freshman records with 323 passing yards and 414 yards of total offense vs. Purdue
- His 414 yards of total offense against Purdue ranked 10th in Husker history
- Set career highs in passing attempts (42), completions (25), passing yards (323) and passing touchdowns (2) vs. the Boilermakers

## 2018 PASSING GAME-BY-GAME

OPPONENT	COMP-ATT	YDS	TD	INT
Colorado	15-20	187	1	1
Troy	-	-	-	-
at Michigan	7-15	22	0	1
Purdue	25-42	323	2	1
at Wisconsin				
at Northwestern				
Minnesota				
at Ohio St.				
Illinois				
Michigan St.				
at Iowa				

## 2018 RUSHING GAME-BY-GAME

OPPONENT	ATT.	YDS	TD	LONG
Colorado	15	117	2	41
Troy	-	-	-	-
at Michigan	7	-12	0	15
Purdue	18	91	0	23
at Wisconsin				
at Northwestern				
Minnesota				
Bethune-Cookman				
at Ohio St.				
Illinois				
Michigan St.				
at Iowa				

## CAREER PASSING STATS

YEAR	G/S	CMP-ATT	PCT	YDS	TD	INT
2018	3/3	47-77	61.0	532	3	3

## CAREER RUSHING STATS

YEAR	G/S	ATT.	NET	Y/A	Y/G	TD
2018	3/3	40	196	4.9	65.3	2

**Receiving:** 1 rec., -11 yds, 0 TDs

## CAREER PASSING HIGHS

<b>Attempts</b>	42 vs. Purdue (2018)
<b>Completions</b>	25 vs. Purdue (2018)
<b>Yards</b>	323 vs. Purdue (2018)
<b>Touchdowns</b>	2 vs. Purdue (2018)
<b>Long Completion</b>	57 vs. Colorado (TD) (2018)

## CAREER RUSHING HIGHS

<b>Attempts</b>	18 vs. Purdue (2018)
<b>Yards</b>	117 vs. Colorado (2018)
<b>Touchdowns</b>	2 vs. Colorado (2018)
<b>Long Rush</b>	41 vs. Colorado (TD) (2018)



## 3 WILL HONAS

6-1 | 235 | JR. | ILB

WICHITA, KAN.

### CAREER HONORS

- Nebraska Scholar-Athlete Honor Roll (Spring 2018)

### CAREER NOTES

- Came to Nebraska from Butler CC in Kansas, where he totaled 117 tackles in 2 years

### PERSONAL NOTES

- His cousin, Todd Honas, is a sophomore wide receiver for the Huskers

### 2018 SEASON HIGHLIGHTS

- Has posted multiple tackles in all four games
- Had two tackles in his debut vs. Colorado
- Saw extensive action vs. Troy after Mohamed Barry's first-half targeting ejection and led NU with a career-high eight tackles, including his first career TFL and first career hurry

### 2018 GAME-BY-GAME

OPPONENT	UT-AT-TT	TFL-YD	SACK-YD
Colorado	0-2-2	0-0	0.0-0
Troy	3-5-8	1-1	0.0-0
at Michigan	2-1-3	0-0	0.0-0
Purdue	1-1-2	0-0	0.0-0
at Wisconsin			
at Northwestern			
Minnesota			
Bethune-Cookman			
at Ohio St.			
Illinois			
Michigan St.			
at Iowa			

### CAREER TACKLE STATS

YEAR	G/S	UT	AT	TT	TFL-YD	SCK-YD
2018	4/0	6	9	15	1-1	0.0-0

### CAREER MISCELLANEOUS STATS

YEAR	FF	FR	PBU	INT	QBH	BLK
2018	0	0	0	0	1	0

### CAREER HIGHS

<b>Tackles</b>	8 vs. Troy
<b>TFLs</b>	1 vs. Troy
<b>Sacks</b>	none
<b>Breakups</b>	none



## 4 CALEB TANNOR

6-2 | 210 | FR. | OLB

STONE MOUNTAIN, GA.

### 2018 SEASON HIGHLIGHTS

- Had one solo tackle on special teams in his Husker debut against Colorado
- Added his second career tackle - and first on defense - at Michigan;
- Recorded a tackle on defense vs. Purdue

### 2018 GAME-BY-GAME

OPPONENT	UT-AT-TT	TFL-YD	SACK-YD
Colorado	1-0-1	0-0	0.0-0
Troy	0-0-0	0-0	0.0-0
at Michigan	1-0-1	0-0	0.0-0
Purdue	1-0-1	0-0	0.0-0
at Wisconsin			
at Northwestern			
Minnesota			
Bethune-Cookman			
at Ohio St.			
Illinois			
Michigan St.			
at Iowa			

### CAREER TACKLE STATS

YEAR	G/S	UT	AT	TT	TFL-YD	SCK-YD
2018	4/0	3	0	3	0-0	0.0-0

### CAREER MISCELLANEOUS STATS

YEAR	FF	FR	PBU	INT	QBH	BLK
2018	0	0	0	0	0	0

### CAREER HIGHS

<b>Tackles</b>	1 three times
<b>TFLs</b>	none
<b>Sacks</b>	none
<b>Breakups</b>	none



## 5 DEDRICK YOUNG II

6-1 | 245 | SR. | ILB

PEORIA, ARIZ.

### CAREER HONORS

- BTN All-Freshman Team (2015)
- Nebraska Newcomer of the Year (2015)
- Academic All-Big Ten (2016)
- Nebraska Scholar-Athlete Honor Roll (Spring 2015)
- 2-Time Brook Berringer Citizenship Team
- 2-Time Tom Osborne Citizenship Team

### NEBRASKA RECORDS

- Season Tackles by a True Freshman (61 in 2015)

### CAREER NOTES

- 4th Husker to record 200 career tackles prior to his senior season
- 201 tackles were most by a Husker entering his senior season since Barrett Ruud - Young's position coach - in 2004 (289)
- 35 starts rank 2nd among Big Ten linebackers behind Wisconsin's T.J. Edwards (43)
- Tied for 21st in Nebraska history with 226 career tackles

### 2018 SEASON HIGHLIGHTS

- Is tied for second on the team with 25 tackles
- Tied his career high with two TFLs as part of a nine-tackle performance against Colorado
- Combined for 13 tackles through his first two Big Ten games

### 2018 GAME-BY-GAME

OPPONENT	UT-AT-TT	TFL-YD	SACK-YD
Colorado	4-5-9	2-3	0.0-0
Troy	2-1-3	1-0	0.0-0
at Michigan	5-1-6	0-0	0.0-0
Purdue	3-4-7	0-0	0.0-0
at Wisconsin			
at Northwestern			
Minnesota			
Bethune-Cookman			
at Ohio St.			
Illinois			
Michigan St.			
at Iowa			

## DEDRICK YOUNG CAREER STATS

### CAREER TACKLE STATS

YEAR	G/S	UT	AT	TT	TFL-YD	SCK-YD
2015	12/11	25	36	61	5-8	0.0-0
2016	12/9	34	26	60	4-5	1.0-3
2017	12/11	33	47	80	4-9	1.0-5
2018	4/4	14	11	25	3-3	0.0-0
<b>TOTAL</b>	<b>40/35</b>	<b>106</b>	<b>120</b>	<b>226</b>	<b>16-25</b>	<b>2.0-8</b>

### CAREER MISCELLANEOUS STATS

YEAR	FF	FR	PBU	INT	QBH	BLK
2015	0	0	3	0	2	0
2016	1	0	4	0	2	0
2017	0	0	1	0	1	0
2018	0	0	0	0	0	0
<b>TOTAL</b>	<b>1</b>	<b>0</b>	<b>8</b>	<b>0</b>	<b>5</b>	<b>0</b>

### CAREER HIGHS

<b>Tackles</b>	14 vs. Ohio St. (2017)
<b>TFLs</b>	2 four times
<b>Sacks</b>	1.0 twice
<b>Breakups</b>	2 vs. Purdue (2016)

## NEBRASKA CAREER TACKLES

RK.	PLAYER, YEARS	TACKLES
1.	Barrett Ruud, 2001-04	432
2.	Jerry Murtaugh, 1968-70	342
3.	Mike Brown, 1996-99	287
4.	Lavonte David, 2010-11	285
5.	Lee Kunz, 1976-78	276
6.	Nathan Gerry, 2013-16	273
	Clete Pillen, 1974-76	273
8.	Steve Damkroger, 1979-82	269
9.	Ed Stewart, 1991-94	257
10.	Marc Munford, 1983-86	256
11.	Jim Wightman, 1975-77	254
12.	Trev Alberts, 1990-93	248
13.	Will Compton, 2009-12	247
14.	Mike Knox, 1981-85	245
15.	Broderick Thomas, 1985-88	242
16.	Corey McKeon, 2004-007	240
17.	Wayne Meylan, 1965-67	238
18.	Jay Foreman, 1995-98	233
19.	Josh Banderas, 2003-16	232
20.	Carlos Polk, 1997-2000	227
<b>21.</b>	<b>Dedrick Young II, 2015-18</b>	<b>226</b>
	Daniel Bullocks, 2002-05	226



## 6 ERIC LEE JR.

6-0 | 215 | JR. | CB

MILTON, MASS.

### CAREER HONORS

- 2-Time Nebraska Scholar-Athlete Honor Roll
- 2-Time Brook Berringer Citizenship Team
- 2-Time Tom Osborne Citizenship Team

### 2018 SEASON HIGHLIGHTS

- Saw his first action of the season off the bench against Purdue, recording five tackles

### 2018 GAME-BY-GAME

OPPONENT	UT-AT-TT	TFL-YD	PBU	INT
Colorado		-DNP-		
Troy		-DNP-		
at Michigan		-DNP-		
Purdue	2-3-5	0-0	0	0
at Wisconsin				
at Northwestern				
Minnesota				
Bethune-Cookman				
at Ohio St.				
Illinois				
Michigan St.				
at Iowa				

### CAREER TACKLE STATS

YEAR	G/S	UT	AT	TT	TFL-YD	SCK-YD
2015						
2016	8/0	1	1	2	1-1	0.0-0
2017	9/6	18	12	30	1-1	0.0-0
2018	1/0	2	3	5	0-0	0.0-0
<b>TOTAL</b>	<b>18/6</b>	<b>21</b>	<b>16</b>	<b>37</b>	<b>2-2</b>	<b>0.0-0</b>

### CAREER MISCELLANEOUS STATS

YEAR	FF	FR	PBU	INT	QBH	BLK
2015						
2016	0	0	0	0	0	0
2017	0	0	2	0	0	0
2018	0	0	0	0	0	0
<b>TOTAL</b>	<b>0</b>	<b>0</b>	<b>2</b>	<b>0</b>	<b>0</b>	<b>0</b>

### CAREER HIGHS

<b>Tackles</b>	7 vs. Arkansas St. (2017)
<b>TFLs</b>	1 twice
<b>Sacks</b>	none
<b>Breakups</b>	1 twice
<b>Interceptions</b>	none



## 7 MOHAMED BARRY

6-1 | 230 | JR. | ILB

GRAYSON, GA.

### CAREER HONORS

- 2-Time Academic All-Big Ten
- 3-Time Nebraska Scholar-Athlete Honor Roll
- 3-Time Brook Berringer Citizenship Team
- 3-Time Tom Osborne Citizenship Team

### PERSONAL NOTES

- Born in Atlanta, moved to Africa when he was 1 and moved back to the U.S. to start kindergarten

### 2018 BIG TEN RANKINGS (TOP 5)

- Tackles Per Game: 3rd (9.3)

### 2018 SEASON HIGHLIGHTS

- Leads Nebraska with 37 tackles despite missing two-and-a-half quarters vs. Troy (targeting)
- Has led NU in tackles in three of first four games
- Double-figure tackles in three of four games
- Had a career-high 12 tackles against Colorado
- Marked the first double-digit tackle game of his career (previous career high was eight tackles)
- Recorded a game-high 11 tackles at Michigan
- Set a career high in TFLs (3) and recorded his first career sack against the Wolverines
- Led NU with 11 tackles vs. Purdue

### 2018 GAME-BY-GAME

OPPONENT	UT-AT-TT	TFL-YD	SACK-YD
Colorado	4-8-12	1-6	0.0-0
Troy	2-1-3	0-0	0.0-0
at Michigan	7-4-11	3-12	1.0-9
Purdue	5-6-11	1-6	0.0-0
at Wisconsin			
at Northwestern			
Minnesota			
Bethune-Cookman			
at Ohio St.			
Illinois			
Michigan St.			
at Iowa			

### CAREER TACKLE STATS

YEAR	G/S	UT	AT	TT	TFL-YD	SCK-YD
2015						
2016	13/0	0	6	6	0-0	0.0-0
2017	12/2	15	23	38	1-1	0.0-0
2018	4/4	18	19	37	5-24	1.0-9
<b>TOTAL</b>	<b>29/6</b>	<b>33</b>	<b>48</b>	<b>81</b>	<b>6-25</b>	<b>1.0-9</b>

### CAREER MISCELLANEOUS STATS

YEAR	FF	FR	PBU	INT	QBH	BLK
2015						
2016	0	1	0	0	0	0
2017	0	0	1	0	0	0
2018	0	0	0	0	2	0
<b>TOTAL</b>	<b>0</b>	<b>1</b>	<b>1</b>	<b>0</b>	<b>2</b>	<b>0</b>

### CAREER HIGHS

<b>Tackles</b>	12 vs. Colorado (2018)
<b>TFLs</b>	3 at Michigan (2018)
<b>Sacks</b>	1.0 at Michigan (2018)
<b>Breakups</b>	1 at Penn St. (2017)



# 8 STANLEY MORGAN JR.

6-1 | 200 | SR. | WR

NEW ORLEANS, LA.

## CAREER HONORS

- Team Captain (2018)
- Biletnikoff Award Nominee (2017 & 2018)
- 2nd-Team All-Big Ten (2017)
- Nebraska Newcomer of the Year (2015)
- Tom Osborne Citizenship Team (2017)
- Brook Berringer Citizenship Team (2017)

## NEBRASKA RECORDS

- Season Receiving Yards (986 in 2017)
- Season 100-Yard Receiving Games (5 in 2017)

## NEBRASKA RECORD WATCH

- Receptions (t-5th; 136)
- Receiving Yards (5th; 2,012)
- Receiving Touchdowns (t-5th; 16)
- 100-Yard Receiving Games (t-4th; 5)
- Consecutive Games with a Reception (4th; 30)\*

\*active streak

## CAREER NOTES

- Has caught a pass in 30 consecutive games and multiple passes in 17 straight games
- 30-game reception streak ranks 7th nationally
- 3rd in school history with 10 TD catches in 2017
- 5th in school history with 61 catches in 2017
- No. 2 receiving yardage game in school history (185 yards at Penn State in 2017)
- Led the Big Ten & ranked 15th nationally in receiving yards per game in 2017 (89.6)
- Led all Big Ten receivers & was 16th nationally in touchdown receptions in 2017 (10)
- Ranked 2nd in the Big Ten & 31st nationally in receiving yards in 2017 (986)

## 2018 SEASON HIGHLIGHTS

- Leads NU with 269 receiving yards
- Has at least three catches and 60 receiving yards in all four games
- Biletnikoff nominee was ranked as the No. 48 player in the nation this summer by Sports Illustrated and as the No. 7 wide receiver by ESPN
- Caught a nine-yard touchdown pass against Troy for his first score of the season
- Had a game-high 61 receiving yards at Michigan
- Had 69 receiving yards vs. Purdue, his sixth straight game with at least 60 receiving yards

## 2018 GAME-BY-GAME

OPPONENT	REC.	YDS	TD	LONG
Colorado	5	75	0	25
Troy	5	64	1	33
at Michigan	3	61	0	32
Purdue	4	69	0	26
at Wisconsin				
at Northwestern				
Minnesota				
Bethune-Cookman				
at Ohio St.				
Illinois				
Michigan St.				
at Iowa				

## CAREER RECEIVING STATS

YEAR	G/S	REC.	YDS	Y/R	Y/G	TD
2015	13/3	25	304	12.2	22.8	3
2016	13/9	33	453	13.7	34.8	2
2017	11/8	61	986	16.2	89.6	10
2018	4/4	17	269	15.8	67.2	1
<b>TOTAL</b>	<b>41/24</b>	<b>136</b>	<b>2,012</b>	<b>14.8</b>	<b>49.1</b>	<b>16</b>

RUSHING: 2 att., 2 yds, 0 TD

## CAREER HIGHS

Receptions	8 at Illinois (2017)
Receiving Yards	185 at Penn State (2017)
Receiving TDs	2 twice
Long Reception	80 vs. Wisconsin (TD) (2017)

## CAREER RECEPTIONS

RK.	PLAYER, YEARS	REC.
1.	Kenny Bell, 2011-14	181
2.	Jordan Westerkamp, 2013-16	167
3.	Nate Swift, 2005-08	166
4.	Johnny Rodgers, 1970-72	143
5.	Terrence Nunn, 2004-07	136
	<b>Stanley Morgan Jr., 2015-18</b>	<b>136</b>

## CAREER RECEIVING YARDS

RK.	PLAYER, YEARS	YARDS
1.	Kenny Bell, 2011-14	2,689
2.	Johnny Rodgers, 1970-72	2,479
3.	Nate Swift, 2005-08	2,476
4.	Jordan Westerkamp, 2013-16	2,474
5.	<b>Stanley Morgan Jr., 2015-18</b>	<b>2,012</b>

## CAREER RECEIVING TDS

RK.	PLAYER, YEARS	TDs
1.	Johnny Rodgers, 1970-72	25
2.	Nate Swift, 2005-08	22
3.	Kenny Bell, 2011-14	21
4.	Jordan Westerkamp, 2013-16	18
5.	Maurice Purify, 2006-07	16
	<b>Stanley Morgan Jr., 2015-18</b>	<b>16</b>

## CAREER 100-YARD RECEIVING GAMES

RK.	PLAYER, YEARS	TOTAL
1.	Johnny Rodgers, 1970-72	10
2.	Jordan Westerkamp, 2013-16	8
	Nate Swift, 2005-08	8
4.	Kenny Bell, 2011-14	5
	Niles Paul, 2007-10	5
	Irving Fryar, 1981-83	5
	<b>Stanley Morgan Jr., 2015-18</b>	<b>5</b>

## CONSECUTIVE GAMES WITH A CATCH

RK.	PLAYER, YEARS	GAMES
1.	Johnny Rodgers, 1970-72	37
2.	Jordan Westerkamp, 2013-16	36
3.	Terrence Nunn, 2004-07	32
4.	<b>Stanley Morgan Jr., 2015-18*</b>	<b>30</b>

\*active streak

## LONGEST ACTIVE RECEPTION STREAKS

RK.	PLAYER, SCHOOL	GAMES
1.	KeeSean Johnson, Fresno St.	40
2.	Cody Thompson, Toledo	34
	Olamide Zaccheaus, Virginia	34
4.	Jonathan Duhart, Old Dominion	33
	Hunter Renfrow, Clemson	33
6.	Penny Hart, Georgia St.	32
t-7.	<b>Stanley Morgan Jr., Nebraska</b>	<b>30</b>



# 9 DAISHON NEAL

6-7 | 310 | JR. | DL

HOUSTON, TEXAS

## CAREER HONORS

- 3-Time Nebraska Scholar-Athlete Honor Roll
- 2-Time Brook Berringer Citizenship Team
- 2-Time Tom Osborne Citizenship Team

## 2018 SEASON HIGHLIGHTS

- Has appeared in every game on the defensive line and totaled three tackles, matching his career total entering the season
- Had a career-high two tackles at No. 19 Michigan

## 2018 GAME-BY-GAME

OPPONENT	UT-AT-TT	TFL-YD	SACK-YD
Colorado	0-0-0	0-0	0.0-0
Troy	0-0-0	0-0	0.0-0
at Michigan	1-1-2	0-0	0.0-0
Purdue	0-1-1	0-0	0.0-0
at Wisconsin			
at Northwestern			
Minnesota			
Bethune-Cookman			
at Ohio St.			
Illinois			
Michigan St.			
at Iowa			

## CAREER TACKLE STATS

YEAR	G/S	UT	AT	TT	TFL-YD	SCK-YD
2015						
		Redshirt				
2016	9/0	1	1	2	0-0	0.0-0
2017	12/0	0	1	1	0-0	0.0-0
2018	4/0	1	2	3	0-0	0.0-0
<b>TOTAL</b>	<b>25/0</b>	<b>2</b>	<b>4</b>	<b>6</b>	<b>0-0</b>	<b>0.0-0</b>

## CAREER MISCELLANEOUS STATS

YEAR	FF	FR	PBU	INT	QBH	BLK
2016						
	Redshirt					
2017	0	0	0	0	0	0
2018	0	0	0	0	0	0
<b>TOTAL</b>	<b>0</b>	<b>0</b>	<b>0</b>	<b>0</b>	<b>0</b>	<b>0</b>

## CAREER HIGHS

Tackles	2 at Michigan (2018)
TFLs	none
Sacks	none
Breakups	none



# 10 JD SPIELMAN

5-9 | 185 | SO. | WR  
EDEN PRAIRIE, MINN.

## CAREER HONORS

- Biletnikoff Award Watch List (2018)
- Paul Hornung Award Watch List (2018)
- Freshman All-American (2017)
- 3rd-Team All-Big Ten (2017, Coaches)
- Honorable-Mention All-Big Ten (2017, Media)
- Honorable-Mention All-Big Ten (KR, 2017)
- BTN All-Freshman Team (WR & KR, 2017)
- Nebraska Scout Team Offensive MVP (2016)
- Nebraska Scholar-Athlete Honor Roll (Spring 2015)

## NEBRASKA RECORDS

- Game Receiving Yards (200 vs. Ohio St., 2017)
- Freshman Season Receptions (55)
- Freshman Season Receiving Yards (830)
- Freshman Season All-Purpose Yards (1,572)
- Freshman Season 100-Yard Receiving Games (2)
- Freshman Game Receptions (11 vs. Ohio St.)

## 2018 BIG TEN RANKINGS (TOP 5)

- Receiving Touchdowns: t-3rd (4)
- Receptions Per Game: 4th (5.8)

## CAREER NOTES

- Fastest player in school history to record 1,000 career receiving yards (15 games, 1 game faster than 1972 Heisman winner Johnny Rodgers)
- Is the only wide receiver in NU history with two career games with double-digit receptions (11 vs. Ohio St. in 2017; 10 vs. Purdue in 2018)
- Ranks in a tie for 9th in school history with three career 100-yard receiving games
- Led all FBS freshmen with 830 receiving yards and 75.5 receiving yards per game in 2017
- 2nd among FBS freshmen with 142.9 all-purpose yards per game and 669 kickoff return yards
- Led the Big Ten with 88.1 receiving yards per game in conference games in 2017
- 13th nationally in all-purpose yards in 2017
- 3rd-best receptions game in school history (11 vs. Ohio State in 2017)

## PERSONAL NOTES

- Is the adopted son of Minnesota Vikings General Manager Rick Spielman, and JD's uncle is former Ohio State All-American Chris Spielman

## 2018 SEASON HIGHLIGHTS

- Leads NU with 23 catches and four TD receptions, owning four of NU's five TD catches
- Has set a career high with four TD catches
- Caught NU's lone touchdown pass vs. Colorado with a 57-yard catch in the third quarter, the second-longest reception of his career
- Added a seven-yard touchdown against Troy, marking the first time in his career he had a touchdown reception in consecutive games
- Led NU with six catches against Troy while totaling 116 all-purpose yards
- Posted 10 receptions for 135 receiving yards and a career-high two touchdowns vs. Purdue
- 10 receptions tied for the 8th-highest total in school history and marked Spielman's second career double-digit reception game

- Became the first wide receiver in Nebraska history and joined running back Marlon Lucky as the only players in Husker history to have two career games with double-digit receptions
- 135 yards vs. Purdue was the third-highest total of his career and third 100-yard receiving game
- Had a season-high 162 all-purpose yards vs. Purdue to surpass 2,000 career all-purpose yards

## 2018 RECEIVING GAME-BY-GAME

OPPONENT	REC.	YDS	TD	LONG
Colorado	3	67	1	57
Troy	6	45	1	16
at Michigan	4	5	0	9
Purdue	10	135	2	21
at Wisconsin				
at Northwestern				
Minnesota				
Bethune-Cookman				
at Ohio St.				
Illinois				
Michigan St.				
at Iowa				

## CAREER RECEIVING STATS

YEAR	G/S	REC.	YDS	Y/R	Y/G	TD
2016						
			Redshirt			
2017	11/4	55	830	15.1	75.5	2
2018	4/4	23	252	11.0	63.0	4
<b>TOTAL</b>	<b>15/8</b>	<b>78</b>	<b>1,082</b>	<b>13.9</b>	<b>72.1</b>	<b>6</b>

RUSHING: 13 att., 81 yds, 0 TD

## CAREER KICKOFF RETURN STATS

YEAR	RET.	YDS	AVG.	TD	LG
2016					
			Redshirt		
2017	27	669	24.8	1	99
2018	8	169	21.1	0	31
<b>TOTAL</b>	<b>35</b>	<b>838</b>	<b>23.9</b>	<b>1</b>	<b>99</b>

## CAREER ALL-PURPOSE STATS

YEAR	RUSH	REC	PR	KR	TOT	Y/G
2016						
					Redshirt	
2017	73	830	0	669	1,572	142.9
2018	8	252	0	169	429	107.2
<b>TOTAL</b>	<b>81</b>	<b>1,082</b>	<b>0</b>	<b>838</b>	<b>2,001</b>	<b>133.4</b>

## CAREER OFFENSIVE HIGHS

Receptions	11 vs. Ohio St. (2017)
Receiving Yards	200 vs. Ohio St. (2017)*
Receiving TDs	2 vs. Purdue (2018)
Long Reception	77 vs. Ohio St. (TD) (2017)
Long Rush	40 vs. Northwestern (2017)

\*school record

## CAREER RETURN HIGHS

Kickoff Returns	7 at Minnesota (2017)
Kickoff Return Yards	150 at Minnesota (2017)
Kickoff Return TDs	1 vs. Arkansas St. (2017)
Long Return	99 vs. Arkansas St. (TD) (2017)

## CAREER ALL-PURPOSE HIGHS

Attempts	16 twice
Yards	291 at Minnesota (2017)
Touchdowns	2 vs. Purdue (2018)



# 11 AUSTIN ALLEN

6-8 | 245 | RFR. | TE  
AURORA, NEB.

## CAREER HONORS

- 4-Time Nebraska Scholar-Athlete Honor Roll
- Brook Berringer Citizenship Team (2018)
- Tom Osborne Citizenship Team (2018)

## PERSONAL NOTES

- His father, Andrew, was a walk-on for the Husker football team in 1981

## 2018 SEASON HIGHLIGHTS

- Has appeared in all four games this season but has yet to make his first career reception

## 2018 GAME-BY-GAME

OPPONENT	REC.	YDS	TD	LONG
Colorado	0	0	0	0
Troy	0	0	0	0
at Michigan	0	0	0	0
Purdue	0	0	0	0
at Wisconsin				
at Northwestern				
Minnesota				
Bethune-Cookman				
at Ohio St.				
Illinois				
Michigan St.				
at Iowa				

## CAREER RECEIVING STATS

YEAR	G/S	REC.	YDS	Y/R	Y/G	TD
2017						
			Redshirt			
2018	4/0	0	0	0.0	0.0	0
<b>TOTAL</b>	<b>4/0</b>	<b>0</b>	<b>0</b>	<b>0.0</b>	<b>0.0</b>	<b>0</b>

## CAREER HIGHS

Receptions	none
Receiving Yards	none
Receiving Touchdowns	none
Long Reception	none





## 12 LUKE GIFFORD

6-3 | 245 | SR. | ILB

LINCOLN, NEB.

### CAREER HONORS

- Team Captain (2018)
- 4-Time Nebraska Scholar-Athlete Honor Roll
- Sam Foltz Hero 27 Leadership Award (2018)
- 4-Time Brook Berringer Citizenship Team
- 4-Time Tom Osborne Citizenship Team

### CAREER NOTES

- Is playing the 2018 season as a graduate

### 2018 BIG TEN RANKINGS (TOP 5)

- Sacks Per Game: t-5th (0.8)

### 2018 SEASON HIGHLIGHTS

- Tied for the team lead in TFLs (5) and sacks (2.5), both of which are career highs
- Set career highs in tackles (11), TFLs (3) and sacks (1.5) in season opener against Colorado
- Added two more tackles for loss vs. Troy to post his seventh straight game with a TFL

### 2018 GAME-BY-GAME

OPPONENT	UT-AT-TT	TFL-YD	SACK-YD
Colorado	3-8-11	3-13	1.5-11
Troy	3-0-3	2-6	1.0-4
at Michigan	1-1-2	0-0	0.0-0
Purdue	1-3-4	0-0	0.0-0
at Wisconsin			
at Northwestern			
Minnesota			
Bethune-Cookman			
at Ohio St.			
Illinois			
Michigan St.			
at Iowa			

### CAREER TACKLE STATS

YEAR	G/S	UT	AT	TT	TFL-YD	SCK-YD
2014		Redshirt				
2015	6/0	2	5	7	1-3	0.0-0
2016	4/0	0	1	1	0-0	0.0-0
2017	7/7	20	19	39	5-7	1.5-10
2018	4/4	8	12	20	5-19	2.5-15
<b>TOTAL</b>	<b>21/11</b>	<b>30</b>	<b>37</b>	<b>67</b>	<b>11-39</b>	<b>4.0-25</b>

### CAREER MISCELLANEOUS STATS

YEAR	FF	FR	PBU	INT	QBH	BLK
2014	Redshirt					
2015	0	0	0	0	0	0
2016	0	0	0	0	0	0
2017	0	0	1	1	0	0
2018	0	0	0	0	1	0
<b>TOTAL</b>	<b>0</b>	<b>0</b>	<b>1</b>	<b>1</b>	<b>1</b>	<b>0</b>

### CAREER HIGHS

<b>Tackles</b>	11 vs. Colorado (2018)
<b>TFLs</b>	3 vs. Colorado (2018)
<b>Sacks</b>	1.5 vs. Colorado (2018)
<b>Breakups</b>	1 at Oregon (2017)
<b>Interceptions</b>	1 vs. Rutgers (2017)



## 14 TRE NEAL

6-1 | 215 | SR. | S

ATLANTA, GA.

### CAREER NOTES

- Graduate transfer from UCF
- Played in 38 games with 18 starts at UCF
- Started all 13 games in UCF's 2017 perfect 13-0 season
- Has started 17 consecutive games, including his junior season at UCF in 2017

### 2018 SEASON HIGHLIGHTS

- Started the season opener vs. Colorado and had five tackles in his Husker debut
- Had his first breakup and TFL as a Husker against Troy while totaling seven tackles
- Added his second breakup and totaled three tackles vs. Purdue

### 2018 GAME-BY-GAME

OPPONENT	UT-AT-TT	TFL-YD	PBU	INT
Colorado	2-3-5	0-0	0	0
Troy	3-4-7	1-2	1	0
at Michigan	2-0-2	0-0	0	0
Purdue	2-1-3	0-0	1	0
at Wisconsin				
at Northwestern				
Minnesota				
Bethune-Cookman				
at Ohio St.				
Illinois				
Michigan St.				
at Iowa				

### CAREER TACKLE STATS

YEAR	G/S	UT	AT	TT	TFL-YD	SCK-YD
2014		Redshirt				
2015	12/5	30	25	55	1-1	0.0-0
2016	13/0	11	10	21	0-0	0.0-0
2017	13/13	41	27	68	2-3	0.0-0
2018	4/4	9	8	17	1-2	0.0-0
<b>TOTAL</b>	<b>42/22</b>	<b>91</b>	<b>70</b>	<b>161</b>	<b>4-6</b>	<b>0.0-0</b>

### CAREER MISCELLANEOUS STATS

YEAR	FF	FR	PBU	INT	QBH	BLK
2014	Redshirt					
2015	0	1	3	0	0	0
2016	1	0	0	0	0	1
2017	1	1	3	3	0	0
2018	0	0	2	0	0	0
<b>TOTAL</b>	<b>2</b>	<b>2</b>	<b>8</b>	<b>3</b>	<b>0</b>	<b>1</b>

### CAREER HIGHS

<b>Tackles</b>	13 at Cincinnati (2015)*
<b>TFLs</b>	1 three times
<b>Sacks</b>	none
<b>Breakups</b>	1 eight times
<b>Interceptions</b>	1 three times*

\*at UCF



## 17 ANDREW BUNCH

6-1 | 210 | SO. | QB

THOMPSON'S STATION, TENN.

### CAREER HONORS

- Nebraska Scholar-Athlete Honor Roll (Spring 2018)

### CAREER NOTES

- Threw for 1,331 yards and 13 touchdowns as a freshman at Scottsdale CC in 2016

### PERSONAL NOTES

- His father, David, was a walk-on receiver at Nebraska in the 1970s

### 2018 SEASON HIGHLIGHTS

- Made his career debut against Colorado, throwing for 49 yards off the bench in the 4th quarter
- Made his first career start against Troy and set career highs in every category, throwing for 177 yards and his first two career touchdowns
- Came off the bench and led an 80-yard fourth-quarter touchdown drive at Michigan for the Huskers' lone touchdown

### 2018 PASSING GAME-BY-GAME

OPPONENT	COMP-ATT	YDS	TD	INT
Colorado	4-9	49	0	0
Troy	19-27	177	2	2
at Michigan	6-9	71	0	0
Purdue		-DNP-		
at Wisconsin				
at Northwestern				
Minnesota				
Bethune-Cookman				
at Ohio St.				
Illinois				
Michigan St.				
at Iowa				

### CAREER PASSING STATS

YEAR	G/S	COMP-ATT	PCT	YDS	TD	INT
2017		Redshirt				
2018	3/1	29-45	64.4	297	2	2
<b>TOTAL</b>	<b>3/1</b>	<b>29-45</b>	<b>64.4</b>	<b>297</b>	<b>2</b>	<b>2</b>

### CAREER RUSHING STATS

YEAR	G/S	ATT.	NET	Y/A	Y/G	TD
2017		Redshirt				
2018	3/1	14	29	2.1	9.7	0
<b>TOTAL</b>	<b>3/1</b>	<b>14</b>	<b>29</b>	<b>2.1</b>	<b>9.7</b>	<b>0</b>

### CAREER PASSING HIGHS

<b>Attempts</b>	27 vs. Troy (2018)
<b>Completions</b>	19 vs. Troy (2018)
<b>Yards</b>	177 vs. Troy (2018)
<b>Touchdowns</b>	2 vs. Troy (2018)
<b>Long Completion</b>	33 vs. Troy (2018)

### CAREER RUSHING HIGHS

<b>Attempts</b>	10 vs. Troy (2018)
<b>Yards</b>	23 at Michigan (2018)
<b>Touchdowns</b>	none
<b>Long Rush</b>	23 at Michigan (2018)



# 17 CAM TAYLOR

6-0 | 205 | FR. | CB  
MONTGOMERY, ALA.

## CAREER NOTES

- Taylor played quarterback in high school, throwing for 1,466 yards and 16 TDs and rushing for 1,030 yards and 14 TDs as a senior

## 2018 BIG TEN RANKINGS (TOP 25)

- Fumbles Recovered: t-3rd (1)

## 2018 SEASON HIGHLIGHTS

- Has recorded one tackle on defense and one stop on special teams
- Was the lone true freshman to play a defensive snap in the season opener against Colorado
- Recovered a fumble on punt coverage that set up a Husker field goal against Troy

## 2018 GAME-BY-GAME

OPPONENT	UT-AT-TT	TFL-YD	PBU	INT
Colorado	1-0-1	0-0	0	0
Troy	0-0-0	0-0	0	0
at Michigan	1-0-1	0-0	0	0
Purdue	-DNP (injured)-			
at Wisconsin				
at Northwestern				
Minnesota				
Bethune-Cookman				
at Ohio St.				
Illinois				
Michigan St.				
at Iowa				

## CAREER TACKLE STATS

YEAR	G/S	UT	AT	TT	TFL-YD	SCK-YD
2018	3/0	2	0	2	0-0	0.0-0

## CAREER MISCELLANEOUS STATS

YEAR	FF	FR	PBU	INT	QBH	BLK
2018	0	1	0	0	0	0

## CAREER HIGHS

Tackles	1 twice
TFLs	none
Sacks	none
Breakups	none
Interceptions	none



# 19 MARQUEL DISMUKE

6-2 | 200 | SO. | S  
COMPTON, CALIF.

## CAREER HONORS

- Nebraska Scholar-Athlete Honor Roll (Spring 2018)

## 2018 SEASON HIGHLIGHTS

- Had two tackles on defense at Michigan
- Posted his first special teams tackle on kickoff coverage vs. Purdue

## 2018 GAME-BY-GAME

OPPONENT	UT-AT-TT	TFL-YD	PBU	INT
Colorado		-DNP-		
Troy	0-0-0	0-0	0	0
at Michigan	1-1-2	0-0	0	0
Purdue	1-0-1	0-0	0	0
at Wisconsin				
at Northwestern				
Minnesota				
Bethune-Cookman				
at Ohio St.				
Illinois				
Michigan St.				
at Iowa				

## CAREER TACKLE STATS

YEAR	G/S	UT	AT	TT	TFL-YD	SCK-YD
2016		Redshirt				
2017	12/1	20	14	34	0-0	0.0-0
2018	3/0	2	1	3	0-0	0.0-0
<b>TOTAL</b>	<b>15/1</b>	<b>22</b>	<b>15</b>	<b>37</b>	<b>0-0</b>	<b>0.0-0</b>

## CAREER MISCELLANEOUS STATS

YEAR	FF	FR	PBU	INT	QBH	BLK
2016		Redshirt				
2017	0	1	0	0	0	0
2018	0	0	0	0	0	0
<b>TOTAL</b>	<b>0</b>	<b>1</b>	<b>0</b>	<b>0</b>	<b>0</b>	<b>0</b>

## CAREER HIGHS

Tackles	9 vs. Wisconsin (2017)
TFLs	none
Sacks	none
Breakups	none
Interceptions	none



# 19 MIKE WILLIAMS

5-10 | 185 | JR. | WR  
LAKE CITY, FLA.

## CAREER HONORS

- Nebraska Scholar-Athlete Honor Roll (Spring 2018)

## CAREER NOTES

- Came to Nebraska from East Mississippi CC, the 2017 National Junior College Athletic Association national champion
- Began his career at Georgia Southern (2016)

## 2018 SEASON HIGHLIGHTS

- Had three catches for 40 yards in his Husker debut against Colorado, matching his total of three catches in 11 games as a freshman at Georgia Southern in 2016 and exceeding his receiving yardage total at Georgia Southern (27)

## 2018 GAME-BY-GAME

OPPONENT	REC.	YDS	TD	LONG
Colorado	3	40	0	19
Troy	0	0	0	0
at Michigan	0	0	0	0
Purdue	0	0	0	0
at Wisconsin				
at Northwestern				
Minnesota				
Bethune-Cookman				
at Ohio St.				
Illinois				
Michigan St.				
at Iowa				

## CAREER RECEIVING STATS

YEAR	G/S	REC.	YDS	Y/R	Y/G	TD
2016*	11/0	3	27	9.0	2.5	0
2017		at East Mississippi CC				
2018	4/2	3	40	13.3	10.0	0
<b>TOTAL</b>	<b>15/2</b>	<b>6</b>	<b>67</b>	<b>11.2</b>	<b>4.5</b>	<b>0</b>

\*at Georgia Southern

## CAREER HIGHS

Receptions	3 vs. Colorado (2018)
Receiving Yards	40 vs. Colorado (2018)
Receiving Touchdowns	none
Long Reception	23 vs. New Mexico St. (2016)*

\*at Georgia Southern



## 21 LAMAR JACKSON

6-3 | 215 | JR. | DB  
ELK GROVE, CALIF.

### CAREER HONORS

- Nebraska Scholar-Athlete Honor Roll (Spring 2018)

### CAREER NOTES

- Has started 16 consecutive games at corner

### 2018 SEASON HIGHLIGHTS

- Had his first career interception vs. Troy, the first pick by a Husker cornerback in 21 games

### 2018 GAME-BY-GAME

OPPONENT	UT-AT-TT	TFL-YD	PBU	INT
Colorado	0-1-1	0-0	0	0
Troy	0-2-2	0-0	1	1
at Michigan	3-0-3	0-0	0	0
Purdue	2-0-2	0-0	0	0
at Wisconsin				
at Northwestern				
Minnesota				
Bethune-Cookman				
at Ohio St.				
Illinois				
Michigan St.				
at Iowa				

### CAREER TACKLE STATS

YEAR	G/S	UT	AT	TT	TFL-YD	SCK-YD
2016	13/1	14	3	17	2-14	1.0-11
2017	12/12	27	11	38	0-0	0.0-0
2018	4/4	5	3	8	0-0	0.0-0
<b>TOTAL</b>	<b>29/17</b>	<b>46</b>	<b>17</b>	<b>63</b>	<b>2-14</b>	<b>1.0-11</b>

### CAREER MISCELLANEOUS STATS

YEAR	FF	FR	PBU	INT	QBH	BLK
2016	0	0	0	0	0	0
2017	0	0	3	0	0	0
2018	0	0	1	1	0	0
<b>TOTAL</b>	<b>0</b>	<b>0</b>	<b>4</b>	<b>1</b>	<b>0</b>	<b>0</b>

### CAREER HIGHS

<b>Tackles</b>	8 at Purdue (2017)
<b>TFLs</b>	2 vs. Fresno St. (2016)
<b>Sacks</b>	1.0 vs. Fresno St. (2016)
<b>Breakups</b>	1 four times
<b>Interceptions</b>	1 vs. Troy (2018)



## 22 ALEX DAVIS

6-5 | 255 | JR. | OLB  
RIVIERA BEACH, FLA.

### CAREER HONORS

- Nebraska Scout Team Defensive MVP (2015)
- Nebraska Scholar-Athlete Honor Roll (Spring 2016)
- 2-Time Brook Berringer Citizenship Team
- 2-Time Tom Osborne Citizenship Team

### 2018 SEASON HIGHLIGHTS

- Made his first tackle of the season on special teams against Troy

### 2018 GAME-BY-GAME

OPPONENT	UT-AT-TT	TFL-YD	SACK-YD
Colorado	0-0-0	0-0	0.0-0
Troy	0-1-1	0-0	0.0-0
at Michigan	0-0-0	0-0	0.0-0
Purdue	0-0-0	0-0	0.0-0
at Wisconsin			
at Northwestern			
Minnesota			
Bethune-Cookman			
at Ohio St.			
Illinois			
Michigan St.			
at Iowa			

### CAREER TACKLE STATS

YEAR	G/S	UT	AT	TT	TFL-YD	SCK-YD
2015						
		Redshirt				
2016	13/0	0	2	2	0-0	0.0-0
2017	12/5	10	7	17	4-11	1.5-5
2018	4/0	0	1	1	0-0	0.0-0
<b>TOTAL</b>	<b>29/5</b>	<b>10</b>	<b>10</b>	<b>20</b>	<b>4-11</b>	<b>1.5-5</b>

### CAREER MISCELLANEOUS STATS

YEAR	FF	FR	PBU	INT	QBH	BLK
2015						
		Redshirt				
2016	0	0	0	0	0	0
2017	0	0	0	0	0	0
2018	0	0	0	0	0	0
<b>TOTAL</b>	<b>0</b>	<b>0</b>	<b>0</b>	<b>0</b>	<b>0</b>	<b>0</b>

### CAREER HIGHS

<b>Tackles</b>	4 vs. Northwestern (2017)
<b>TFLs</b>	2 vs. Iowa (2017)
<b>Sacks</b>	1.0 at Penn St. (2017)
<b>Breakups</b>	none
<b>Interceptions</b>	none



## 22 DEVINE OZIGBO

6-0 | 235 | SR. | RB  
SACHSE, TEXAS

### CAREER HONORS

- Nebraska Scholar-Athlete Honor Roll (Fall 2016)

### CAREER NOTES

- 1 of 65 Huskers to rush for 1,000 career yards
- 46th in school history in career rushing yards (1,374)

### 2018 SEASON HIGHLIGHTS

- Leads Nebraska with 260 rushing yards, three rushing touchdowns and 5.7 yards per carry
- Ran for 60 yards and a touchdown vs. Colorado and added two catches for 17 yards
- Rushed for a career-high 170 yards vs. Purdue and tied his career high with two rushing TDs
- Marked his fifth career 100-yard rushing game
- Also marked the most rushing yards by a Husker in a Big Ten game since Ameer Abdullah vs. Rutgers in 2014 (225 yards)

### 2018 GAME-BY-GAME

OPPONENT	ATT.	YDS	TD	LONG
Colorado	14	60	1	8
Troy	9	25	0	11
at Michigan	6	5	0	6
Purdue	17	170	2	35
at Wisconsin				
at Northwestern				
Minnesota				
Bethune-Cookman				
at Ohio St.				
Illinois				
Michigan St.				
at Iowa				


### CAREER STATS

YEAR	G/S	ATT.	NET	Y/A	Y/G	TD
2015	11/0	38	209	5.5	19.0	1
2016	11/1	97	412	4.2	37.5	5
2017	10/3	129	493	3.8	49.3	3
2018	4/1	46	260	5.7	65.0	3
<b>TOTAL</b>	<b>36/5</b>	<b>310</b>	<b>1,374</b>	<b>4.4</b>	<b>38.2</b>	<b>12</b>

RECEIVING: 32 rec., 342 yds, 0 TD

### CAREER HIGHS

<b>Attempts</b>	24 vs. Rutgers (2017)
<b>Yards</b>	170 vs. Purdue (2018)
<b>Touchdowns</b>	2 twice
<b>Long Rush</b>	42 vs. Tennessee (2016)
<b>Receptions</b>	6 at Purdue (2017)
<b>Receiving Yards</b>	42 at Purdue (2017)



## 23 DICAPRIO BOOTLE

5-10 | 190 | SO. | DB  
MIAMI, FLA.

### CAREER HONORS

- Academic All-Big Ten (2017)
- Nebraska Scholar-Athlete Honor Roll (Fall 2016)
- Brook Berringer Citizenship Team (2018)
- Tom Osborne Citizenship Team (2018)

### 2018 NCAA RANKINGS (TOP 25)

- Passes Defended Per Game: 1st (2.5)
- Pass Breakups: 1st (10)

### 2018 BIG TEN RANKINGS (TOP 5)

- Passes Defended Per Game: 1st (2.5)
- Pass Breakups: 1st (10)

### 2018 SEASON HIGHLIGHTS

- Leads the nation with 10 pass breakups
- Started and had three tackles and his first two career pass breakups against Colorado
- Had a career-high five breakups at Michigan, the most by an FBS player this season
- The five breakups ranked 3rd in NU history and tied for the most by a Husker in a Big Ten game
- Added three breakups the next week vs. Purdue while totaling a career-high seven tackles

### 2018 GAME-BY-GAME

OPPONENT	UT-AT-TT	TFL-YD	PBU	INT
Colorado	1-2-3	0-0	2	0
Troy	0-1-1	0-0	0	0
at Michigan	3-1-4	0-0	5	0
Purdue	5-2-7	0-0	3	0
at Wisconsin				
at Northwestern				
Minnesota				
Bethune-Cookman				
at Ohio St.				
Illinois				
Michigan St.				
at Iowa				

### CAREER TACKLE STATS

YEAR	G/S	UT	AT	TT	TFL-YD	SCK-YD
2016		Redshirt				
2017	12/1	11	4	15	1-1	0.0-0
2018	4/4	9	6	15	0-0	0.0-0
<b>TOTAL</b>	<b>16/5</b>	<b>20</b>	<b>10</b>	<b>30</b>	<b>1-1</b>	<b>0.0-0</b>

### CAREER MISCELLANEOUS STATS

YEAR	FF	FR	PBU	INT	QBH	BLK
2016			Redshirt			
2017	0	0	0	0	0	0
2018	0	0	10	0	0	0
<b>TOTAL</b>	<b>0</b>	<b>0</b>	<b>10</b>	<b>0</b>	<b>0</b>	<b>0</b>

### CAREER HIGHS

<b>Tackles</b>	7 vs. Purdue (2018)
<b>TFLs</b>	1 vs. Ohio St. (2017)
<b>Sacks</b>	none
<b>Breakups</b>	5 at Michigan (2018)
<b>Interceptions</b>	none



## 24 AARON WILLIAMS

5-11 | 190 | SR. | DB  
ATLANTA, GA.

### CAREER HONORS

- Nebraska Scholar-Athlete Honor Roll (Spring 2015)

### 2018 SEASON HIGHLIGHTS

- Leads the Husker secondary and is tied for second overall on the team with 25 tackles
- Had eight tackles off the bench vs. Colorado
- Made his first start of the season against Troy and recorded his first pass breakup of 2018
- Tied his season high with eight tackles vs. Purdue

### 2018 GAME-BY-GAME

OPPONENT	UT-AT-TT	TFL-YD	PBU	INT
Colorado	4-4-8	0-0	0	0
Troy	3-2-5	0-0	1	0
at Michigan	4-0-4	0-0	0	0
Purdue	2-6-8	0-0	0	0
at Wisconsin				
at Northwestern				
Minnesota				
Bethune-Cookman				
at Ohio St.				
Illinois				
Michigan St.				
at Iowa				

### CAREER TACKLE STATS

YEAR	G/S	UT	AT	TT	TFL-YD	SCK-YD
2015	13/3	17	7	24	3-9	0.0-0
2016	13/11	32	30	62	6-22	2.0-18
2017	9/8	31	17	48	1-4	0.0-0
2018	4/3	13	12	25	0-0	0.0-0
<b>TOTAL</b>	<b>39/25</b>	<b>93</b>	<b>66</b>	<b>159</b>	<b>10-35</b>	<b>2.0-18</b>

### CAREER MISCELLANEOUS STATS

YEAR	FF	FR	PBU	INT	QBH	BLK
2015	0	0	0	0	0	0
2016	0	0	7	3	0	0
2017	0	1	1	2	0	0
2018	0	0	1	0	1	0
<b>TOTAL</b>	<b>0</b>	<b>1</b>	<b>9</b>	<b>5</b>	<b>1</b>	<b>0</b>

### CAREER HIGHS

<b>Tackles</b>	12 at Oregon (2017)
<b>TFLs</b>	1 10 times
<b>Sacks</b>	1.0 twice
<b>Breakups</b>	2 vs. Maryland (2016)
<b>Interceptions</b>	1 five times



## 25 GREG BELL

6-0 | 205 | JR. | RB  
CHULA VISTA, CALIF.

### CAREER HONORS

- Nebraska Scholar-Athlete Honor Roll (Spring 2018)

### CAREER NOTES

- Came to Nebraska from Arizona Western CC, where he was teammates with Husker wide receiver Jaron Woodyard
- Was a two-time first-team junior college All-American at Arizona Western
- Ran for 2,404 yards (114.5 yards per game) in his two seasons

### 2018 SEASON HIGHLIGHTS

- Ran for 104 yards in his Husker debut vs. Colorado, averaging 8.0 yards per carry
- His 45-yard carry in the second quarter vs. CU was the longest rush by a Husker in 21 games
- NU's second-leading rusher vs. Troy (64 yards)

### 2018 GAME-BY-GAME


OPPONENT	ATT.	YDS	TD	LONG
Colorado	13	104	0	45
Troy	14	64	0	14
at Michigan	6	3	0	4
Purdue	2	2	0	2
at Wisconsin				
at Northwestern				
Minnesota				
Bethune-Cookman				
at Ohio St.				
Illinois				
Michigan St.				
at Iowa				

### CAREER STATS

YEAR	G/S	ATT.	NET	Y/A	Y/G	TD
2018	4/3	35	173	4.9	43.2	0

### CAREER HIGHS

<b>Attempts</b>	14 vs. Troy (2018)
<b>Yards</b>	104 vs. Colorado (2018)
<b>Touchdowns</b>	none
<b>Long Rush</b>	45 vs. Colorado (2018)



## 25 ANTONIO REED

6-2 | 215 | SR. | DB

MEMPHIS, TENN.

### CAREER HONORS

- Brook Berringer Citizenship Team (2017)
- Tom Osborne Citizenship Team (2017)

### 2018 SEASON HIGHLIGHTS

- Started his first season opener against Colorado and registered four tackles
- Added five tackles off the bench vs. Troy and four off the bench at Michigan

### 2018 GAME-BY-GAME

OPPONENT	UT-AT-TT	TFL-YD	PBU	INT
Colorado	1-3-4	0-0	0	0
Troy	4-1-5	0-0	0	0
at Michigan	2-2-4	0-0	0	0
Purdue	1-0-1	0-0	0	0
at Wisconsin				
at Northwestern				
Minnesota				
Bethune-Cookman				
at Ohio St.				
Illinois				
Michigan St.				
at Iowa				

### CAREER TACKLE STATS

YEAR	G/S	UT	AT	TT	TFL-YD	SCK-YD
2015	13/0	9	1	10	0-0	0.0-0
2016	12/1	14	8	22	0-0	0.0-0
2017	10/4	24	18	42	2-5	0.0-0
2018	4/1	8	6	14	0-0	0.0-0
<b>TOTAL</b>	<b>39/6</b>	<b>55</b>	<b>33</b>	<b>88</b>	<b>2-5</b>	<b>0.0-0</b>

### CAREER MISCELLANEOUS STATS

YEAR	FF	FR	PBU	INT	QBH	BLK
2015	2	0	0	0	0	0
2016	0	0	2	0	1	0
2017	1	0	0	1	0	0
2018	0	0	0	0	0	0
<b>TOTAL</b>	<b>3</b>	<b>0</b>	<b>2</b>	<b>1</b>	<b>1</b>	<b>0</b>

### CAREER HIGHS

<b>Tackles</b>	15 at Minnesota (17)
<b>TFLs</b>	1 twice
<b>Sacks</b>	none
<b>Breakups</b>	1 three times
<b>Interceptions</b>	1 vs. Rutgers (2017)



## 28 MAURICE WASHINGTON

6-1 | 190 | FR. | RB

STOCKTON, CALIF.

### 2018 SEASON HIGHLIGHTS

- 2nd on the team in rushing (128 yards)
- Debuted with 34 rushing yards, 16 receiving yards and 50 yards from scrimmage in the season opener against Colorado
- Ran for a career-high 92 yards vs. Troy, the most rushing yards by a true freshman Husker running back since Imani Cross ran for 100 yards vs. Idaho State on Sept. 22, 2012
- Did not play vs. Purdue after missing the week of practice due to illness

### 2018 GAME-BY-GAME

OPPONENT	ATT.	YDS	TD	LONG
Colorado	8	34	0	10
Troy	14	92	0	29
at Michigan	3	2	0	1
Purdue		-DNP-		
at Wisconsin				
at Northwestern				
Minnesota				
Bethune-Cookman				
at Ohio St.				
Illinois				
Michigan St.				
at Iowa				

### CAREER STATS

YEAR	G/S	ATT.	NET	Y/A	Y/G	TD
2018	3/0	25	128	5.1	42.7	0

RECEIVING: 6 rec., 26 yds, 0 TD

### CAREER HIGHS

<b>Attempts</b>	14 vs. Troy (2018)
<b>Yards</b>	29 vs. Troy (2018)
<b>Touchdowns</b>	none
<b>Long Rush</b>	29 vs. Troy (2018)
<b>Receptions</b>	3 vs. Troy (2018)
<b>Receiving Yards</b>	16 vs. Colorado (2018)
<b>Long Reception</b>	14 vs. Colorado (2018)



## 31 COLLIN MILLER

6-3 | 245 | SO. | OLB

FISHERS, IND.

### CAREER HONORS

- Nebraska Scout Team Defensive MVP (2016)
- Academic All-Big Ten (2015 & 2016)
- Nebraska Scholar-Athlete Honor Roll (Spring 2017)

### 2018 SEASON HIGHLIGHTS

- Leads Nebraska with five special teams tackles (3 on punt coverage, 2 on kickoff coverage)
- Has posted at least one special teams tackle in each of the first four games
- Recorded two tackles on special teams and posted his first stop on defense at Michigan

### 2018 GAME-BY-GAME

OPPONENT	UT-AT-TT	TFL-YD	SACK-YD
Colorado	1-0-1	0-0	0.0-0
Troy	0-1-1	0-0	0.0-0
at Michigan	0-3-3	0-0	0.0-0
Purdue	0-1-1	0-0	0.0-0
at Wisconsin			
at Northwestern			
Minnesota			
Bethune-Cookman			
at Ohio St.			
Illinois			
Michigan St.			
at Iowa			

### CAREER TACKLE STATS

YEAR	G/S	UT	AT	TT	TFL-YD	SCK-YD
2016		Redshirt				
2017	12/0	4	7	11	0-0	0.0-0
2018	4/0	1	5	6	0-0	0.0-0
<b>TOTAL</b>	<b>16/0</b>	<b>5</b>	<b>12</b>	<b>17</b>	<b>0-0</b>	<b>0.0-0</b>

### CAREER MISCELLANEOUS STATS

YEAR	FF	FR	PBU	INT	QBH	BLK
2016	Redshirt					
2017	0	1	0	0	0	0
2018	0	0	0	0	0	0
<b>TOTAL</b>	<b>0</b>	<b>1</b>	<b>0</b>	<b>0</b>	<b>0</b>	<b>0</b>

### CAREER HIGHS

<b>Tackles</b>	4 vs. Iowa (2017)
<b>TFLs</b>	none
<b>Sacks</b>	none
<b>Breakups</b>	none
<b>Interceptions</b>	none



## 32 BARRET PICKERING

6-0 | 195 | FR. | PK  
BIRMINGHAM, ALA.

### CAREER HONORS

- Nebraska Scholar-Athlete Honor Roll (Spring 2018)

### 2018 SEASON HIGHLIGHTS

- Early enrollee started at place-kicker as a true freshman in the season opener vs. Colorado and connected on all four extra-point tries
- Added his first two career field goals the next week against Troy
- Connected on a career-long 35-yard field goal at Michigan, his third straight made field goal

### 2018 GAME-BY-GAME

OPPONENT	XP-ATT	FG-ATT	LG	BK	PTS
Colorado	4-4	0-1	0	0	4
Troy	1-1	2-3	32	0	7
at Michigan	1-1	1-1	35	0	4
Purdue	4-4	0-1	0	0	4
at Wisconsin					
at Northwestern					
Minnesota					
Bethune-Cookman					
at Ohio St.					
Illinois					
Michigan St.					
at Iowa					

### CAREER STATS

YEAR	G/S	PAT	FG	PCT.	PTS	LG
2018	4/4	10/10	3/6	50.0	19	35

### CAREER HIGHS

Field Goal Attempts	3 vs. Troy (2018)
Field Goals Made	2 vs. Troy (2018)
Long Field Goal	35 at Michigan (2018)
Points	7 vs. Troy (2018)



## 35 CALEB LIGHTBOURN

6-3 | 250 | JR. | P  
WASHOUGAL, WASH.

### CAREER HONORS

- Ray Guy Award Preseason Watch List (2018)
- Big Ten Freshman of the Week (Oregon, 2016)
- Nebraska Scholar-Athlete Honor Roll (Fall 2016)
- 2-Time Brook Berringer Citizenship Team
- 2-Time Tom Osborne Citizenship Team

### CAREER NOTES

- Has started 28 of Nebraska's 29 games the last three seasons
- Lone missed start was 2016 vs. Illinois, when he never saw the field, as NU never punted

### BIG TEN RANKINGS (TOP 5)

- Punting Average: 3rd (42.7)

### 2018 SEASON HIGHLIGHTS

- Is averaging 42.7 yards per punt this season with two season-long 52-yard punts

### 2018 GAME-BY-GAME

OPPONENT	NO.	AVG	I20	LONG
Colorado	3	42.7	1	47
Troy	5	41.6	1	51
at Michigan	9	44.7	1	52
Purdue	5	40.2	0	52
at Wisconsin				
at Northwestern				
Minnesota				
Bethune-Cookman				
at Ohio St.				
Illinois				
Michigan St.				
at Iowa				

### CAREER STATS

YEAR	NO.	AVG	LG	TB	I20	50+	BLK
2016	65	39.7	58	5	21	10	0
2017	59	42.1	69	4	21	13	0
2018	22	42.7	52	1	3	3	0
<b>TOTAL</b>	<b>146</b>	<b>41.1</b>	<b>69</b>	<b>10</b>	<b>45</b>	<b>26</b>	<b>0</b>

### CAREER HIGHS

Punts	10 at Iowa (2016)
Average	48.0 vs. Ohio St. (2017)
Inside 20	3 10 times
50-Yard Punts	4 vs. No. Illinois (2017)
Long Punt	69 vs. Wisconsin (2017)



## 37 WYATT MAZOUR

5-9 | 200 | JR. | RB  
ALBION, NEB.

### CAREER HONORS

- Academic All-Big Ten (2017)
- 4-Time Nebraska Scholar-Athlete Honor Roll
- 3-Time Brook Berringer Citizenship Team
- 3-Time Tom Osborne Citizenship Team

### 2018 SEASON HIGHLIGHTS

- Earned the first carries of his career at Michigan, rushing five times for 18 yards
- Scored NU's lone touchdown at Michigan on a three-yard run in the fourth quarter
- Also added his first career reception vs. the Wolverines, a 21-yard grab in the fourth quarter
- Returned his first career kickoff vs. Purdue, returning a pooch kick for 21 yards

### 2018 GAME-BY-GAME

OPPONENT	ATT.	YDS	TD	LONG
Colorado	0	0	0	0
Troy	0	0	0	0
at Michigan	5	18	1	17
Purdue	0	0	0	0
at Wisconsin				
at Northwestern				
Minnesota				
Bethune-Cookman				
at Ohio St.				
Illinois				
Michigan St.				
at Iowa				

### CAREER STATS

YEAR	G/S	ATT.	NET	Y/A	Y/G	TD
2015			Redshirt			
2016	1/0	0	0	0.0	0.0	0
2017	3/0	0	0	0.0	0.0	0
2018	4/0	5	18	3.6	6.0	1
<b>TOTAL</b>	<b>8/0</b>	<b>5</b>	<b>18</b>	<b>3.6</b>	<b>2.6</b>	<b>1</b>

RECEIVING: 1 rec., 21 yds, 0 TD

KICKOFF RETURNS: 1 ret., 21 yds, 0 TD

### CAREER HIGHS

Attempts	6 at Michigan (2018)
Yards	18 at Michigan (2018)
Touchdowns	1 at Michigan (2018)
Long Rush	17 at Michigan (2018)
Receptions	1 at Michigan (2018)
Receiving Yards	21 at Michigan (2018)
Long Reception	21 at Michigan (2018)



# 41 DEONTAI WILLIAMS

6-1 | 200 | SO. | DB

JACKSONVILLE, FLA.

## CAREER HONORS

- Nebraska Scholar-Athlete Honor Roll (Spring 2018)

## CAREER NOTES

- Came to Nebraska after spending the past two seasons at Jones County (Miss.) Junior College
- Has three seasons of eligibility at Nebraska after being granted a redshirt in 2016 at Jones County, when he suffered a season-ending injury in the first game of the year
- Totaled 30 tackles and two interceptions at Jones County

## PERSONAL NOTES

- Father, Roosevelt Williams, was a 3rd-round pick in the 2002 NFL Draft and played two seasons in the NFL

## 2018 SEASON HIGHLIGHTS

- Broke up a pass in his Husker debut against Colorado
- Added his first career tackle with a special teams stop against Troy
- Made a diving interception in the end zone at Michigan for his first career pick
- Also posted his first career tackle on defense against the Wolverines
- Made his first career start against Purdue and finished with a career-high three tackles

## 2018 GAME-BY-GAME

OPPONENT	UT-AT-TT	TFL-YD	PBU	INT
Colorado	0-0-0	0-0	1	0
Troy	0-1-1	0-0	0	0
at Michigan	2-0-2	0-0	0	1
Purdue	2-1-3	0-0	0	0
at Wisconsin				
at Northwestern				
Minnesota				
Bethune-Cookman				
at Ohio St.				
Illinois				
Michigan St.				
at Iowa				

## CAREER TACKLE STATS

YEAR	G/S	UT	AT	TT	TFL-YD	SCK-YD
2018	4/1	4	2	6	0-0	0.0-0

## CAREER MISCELLANEOUS STATS

YEAR	FF	FR	PBU	INT	QBH	BLK
2018	0	0	1	1	0	0

## CAREER HIGHS

<b>Tackles</b>	3 vs. Purdue (2018)
<b>TFLs</b>	none
<b>Sacks</b>	none
<b>Breakups</b>	1 vs. Colorado (2018)
<b>Interceptions</b>	1 at Michigan (2018)



# 43 TYRIN FERGUSON

6-2 | 230 | JR. | OLB

NEW ORLEANS, LA.

## CAREER HONORS

- 2-Time Brook Berringer Citizenship Team
- 2-Time Tom Osborne Citizenship Team

## 2018 NCAA RANKINGS (TOP 25)

- Tackles For Loss Per Game: 20th (1.7)

## 2018 BIG TEN RANKINGS (TOP 5)

- Tackles For Loss Per Game: 2nd (1.7)

## 2018 SEASON HIGHLIGHTS

- Has set career highs in tackles (17), TFLs (5) and sacks (1.0)
- Tied for the team lead in TFLs (5) after not producing a single TFL in his first two seasons
- Tallied a career-high 10 tackles in his first career start vs. Colorado with his first career sack and first two career TFLs
- Surpassed his career tackle (8), TFL (0) and sack (0.0) totals against the Buffaloes
- Added two more TFLs at Michigan
- Missed the Purdue game with an injury

## 2018 GAME-BY-GAME

OPPONENT	UT-AT-TT	TFL-YD	SACK-YD
Colorado	5-5-10	2-7	1.0-4
Troy	2-2-4	1-2	0.0-0
at Michigan	3-0-3	2-11	0.0-0
Purdue		-DNP (injured)-	
at Wisconsin			
at Northwestern			
Minnesota			
Bethune-Cookman			
at Ohio St.			
Illinois			
Michigan St.			
at Iowa			

## CAREER TACKLE STATS


YEAR	G/S	UT	AT	TT	TFL-YD	SCK-YD
2015	10/0	3	2	5	0-0	0.0-0
2016						
2017	5/0	1	2	3	0-0	0.0-0
2018	3/3	10	7	17	5-20	1.0-4
<b>TOTAL</b>	<b>18/3</b>	<b>14</b>	<b>11</b>	<b>25</b>	<b>5-20</b>	<b>1.0-4</b>

## CAREER MISCELLANEOUS STATS

YEAR	FF	FR	PBU	INT	QBH	BLK
2015	0	0	0	0	0	0
2016						
2017	0	0	0	1	0	0
2018	0	0	0	0	0	0
<b>TOTAL</b>	<b>0</b>	<b>0</b>	<b>0</b>	<b>1</b>	<b>0</b>	<b>0</b>

## CAREER HIGHS

<b>Tackles</b>	10 vs. Colorado (2018)
<b>TFLs</b>	2 twice
<b>Sacks</b>	1.0 vs. Colorado (2018)
<b>Interceptions</b>	1 vs. Arkansas St. (2017)



# 44 MICK STOLTENBERG

6-5 | 315 | SR. | DL

GRETNA, NEB.

## CAREER HONORS

- Team Captain (2018)
- William V. Campbell Trophy Semifinalist (2018)
- Academic All-District 7 (2017)
- 2-Time Academic All-Big Ten
- 7-Time Nebraska Scholar-Athlete Honor Roll
- Sam Foltz Hero 27 Leadership Award (2018)
- 2-Time Brook Berringer Citizenship Team
- 2-Time Tom Osborne Citizenship Team

## CAREER NOTES

- Is playing the 2018 season as a graduate

## 2018 SEASON HIGHLIGHTS

- Semifinalist for the Campbell Trophy, presented to the nation's best football scholar-athlete
- Has totaled three tackles while anchoring the interior of the Husker defensive line
- Missed the Purdue game due to injury, snapping his streak of 23 consecutive starts

## 2018 GAME-BY-GAME

OPPONENT	UT-AT-TT	TFL-YD	SACK-YD
Colorado	0-1-1	0-0	0.0-0
Troy	0-0-0	0-0	0.0-0
at Michigan	0-2-2	0-0	0.0-0
Purdue		-DNP (injured)-	
at Wisconsin			
at Northwestern			
Minnesota			
Bethune-Cookman			
at Ohio St.			
Illinois			
Michigan St.			
at Iowa			

## CAREER TACKLE STATS

YEAR	G/S	UT	AT	TT	TFL-YD	SCK-YD
2014						
2015	9/0	2	0	2	1-6	1.0-6
2016	12/9	9	16	25	3-6	1.5-5
2017	12/12	12	21	33	4-5	0.0-0
2018	3/3	0	3	3	0-0	0.0-0
<b>TOTAL</b>	<b>36/24</b>	<b>23</b>	<b>40</b>	<b>63</b>	<b>8-17</b>	<b>2.5-11</b>

## CAREER MISCELLANEOUS STATS

YEAR	FF	FR	PBU	INT	QBH	BLK
2014						
2015	0	1	0	0	0	0
2016	0	0	0	0	1	0
2017	0	0	1	0	1	0
2018	0	0	0	0	0	0
<b>TOTAL</b>	<b>0</b>	<b>1</b>	<b>1</b>	<b>0</b>	<b>2</b>	<b>0</b>

## CAREER HIGHS

<b>Tackles</b>	7 vs. Northwestern (2017)
<b>TFLs</b>	2 twice
<b>Sacks</b>	1.0 twice
<b>Breakups</b>	1 vs. Northwestern (2017)



## 57 JACOB WEINMASTER

6-0 | 225 | JR. | ILB

LOVELAND, COLO.

### CAREER HONORS

- Scout Team Special Teams MVP (2015)
- Academic All-Big Ten (2017)
- 6-Time Nebraska Scholar-Athlete Honor Roll
- 3-Time Brook Berringer Citizenship Team
- 3-Time Tom Osborne Citizenship Team

### CAREER NOTES

- Originally a walk-on, was placed on scholarship by Scott Frost in August of 2018

### 2018 SEASON HIGHLIGHTS

- Leads Nebraska with three tackles on kickoff coverage and ranks second with three special teams tackles overall
- Made a special teams tackle in each of the season's first three games
- Has set a career high with three tackles

### 2018 GAME-BY-GAME

OPPONENT	UT-AT-TT	TFL-YD	SACK-YD
Colorado	1-0-1	0-0	0.0-0
Troy	0-1-1	0-0	0.0-0
at Michigan	0-1-1	0-0	0.0-0
Purdue	0-0-0	0-0	0.0-0
at Wisconsin			
at Northwestern			
Minnesota			
Bethune-Cookman			
at Ohio St.			
Illinois			
Michigan St.			
at Iowa			

### CAREER TACKLE STATS

YEAR	G/S	UT	AT	TT	TFL-YD	SCK-YD
2015		Redshirt				
2016	0/0	0	0	0	0-0	0.0-0
2017	12/0	2	0	2	0-0	0.0-0
2018	4/0	1	2	3	0-0	0.0-0
<b>TOTAL</b>	<b>16/0</b>	<b>3</b>	<b>2</b>	<b>5</b>	<b>0-0</b>	<b>0.0-0</b>

### CAREER MISCELLANEOUS STATS

YEAR	FF	FR	PBU	INT	QBH	BLK
2015	Redshirt					
2016	0	0	0	0	0	0
2017	0	0	0	0	0	0
2018	0	0	0	0	0	0
<b>TOTAL</b>	<b>0</b>	<b>0</b>	<b>0</b>	<b>0</b>	<b>0</b>	<b>0</b>

### CAREER HIGHS

<b>Tackles</b>	2 at Purdue (2017)
<b>TFLs</b>	none
<b>Sacks</b>	none
<b>Interceptions</b>	none



## 56 BOE WILSON

6-3 | 305 | SO. | OL

LEE'S SUMMIT, MO.

### CAREER HONORS

- Academic All-Big Ten (2017)
- 2-Time Nebraska Scholar-Athlete Honor Roll

### 2018 SEASON HIGHLIGHTS

- Has played in all four games this season
- Earned his first career start against Purdue, starting at right guard
- Helped the Huskers total 582 yards vs. Purdue, NU's biggest offensive output since 2015

### CAREER STATS

- **Games:** 16 (12 in 2017; 4 in 2018)
- **Starts:** 1 (1 in 2018)



## 62 COLE CONRAD

6-5 | 320 | SR. | OL

FREMONT, NEB.

### CAREER HONORS

- Academic All-Big Ten (2016)
- 3-Time Nebraska Scholar-Athlete Honor Roll

### CAREER NOTES

- Originally a walk-on, was placed on scholarship in January of 2017

### 2018 SEASON HIGHLIGHTS

- Has started the first four games at center
- Helped NU rush for 329 yards vs. Colorado, its highest total since 2014
- Helped the Huskers total 582 yards vs. Purdue, NU's biggest offensive output since 2015

### CAREER STATS

- **Games:** 29 (13 in 2016; 12 in 2017; 4 in 2018)
- **Starts:** 16 (5 in 2016; 7 in 2017; 4 in 2018)



## 63 TANNER FARMER

6-4 | 325 | SR. | OL

HIGHLAND, ILL.

### CAREER HONORS

- Nebraska Scholar-Athlete Honor Roll (Fall 2016)
- Sam Foltz Hero 27 Leadership Award (2017)
- 3-Time Brook Berringer Citizenship Team
- 3-Time Tom Osborne Citizenship Team

### CAREER NOTES

- Is playing the 2018 season as a graduate

### 2018 SEASON HIGHLIGHTS

- Has started three of four games at right guard
- Helped NU rush for 329 yards vs. Colorado, its highest total since 2014
- Helped the Huskers total 582 yards vs. Purdue, NU's biggest offensive output since 2015

### CAREER STATS

- **Games:** 23 (11 in 2016; 8 in 2017; 4 in 2018)
- **Starts:** 22 (11 in 2016; 8 in 2017; 3 in 2018)



## 67 JERALD FOSTER

6-3 | 335 | SR. | OL

LINCOLN, NEB.

### CAREER HONORS

- Team Captain (2017 & 2018)
- Senior CLASS Award Candidate (2018)
- Honorable-Mention All-Big Ten (2017)
- 2-Time Academic All-Big Ten
- Arthur Ashe Jr. Sports Scholar Award (2018)
- 8-Time Nebraska Scholar-Athlete Honor Roll
- Sam Foltz Hero 27 Leadership Award (2017)
- 3-Time Brook Berringer Citizenship Team
- 3-Time Tom Osborne Citizenship Team

### CAREER NOTES

- Has started 16 consecutive games at left guard
- Is just the 11th two-time captain in NU history
- Is playing the 2018 season as a graduate

### PERSONAL NOTES

- His brother, Tre, was a four-year letterwinner at tight end for Nebraska from 2013-16

### 2018 SEASON HIGHLIGHTS

- 1 of 30 national candidates for the 2018 Senior CLASS Award
- Has started the first four games at left guard
- Has helped three different Huskers rush for 100 yards this season
- Helped the Huskers total 582 yards vs. Purdue, NU's biggest offensive output since 2015

### CAREER STATS

- **Games:** 33 (13, 2015; 4, 2016; 12, 2017; 4, 2018)
- **Starts:** 20 (4 in 2016; 12 in 2017; 4 in 2018)





## 71 MATT FARNIOK

6-6 | 330 | SO. | OL  
SIOUX FALLS, S.D.

### CAREER HONORS

- Academic All-Big Ten (2017)
- 4-Time Nebraska Scholar-Athlete Honor Roll
- Brook Berringer Citizenship Team (2018)
- Tom Osborne Citizenship Team (2018)

### PERSONAL NOTES

- His brother, Will, is a true freshman offensive lineman for the Huskers

### 2018 SEASON HIGHLIGHTS

- Has started the first four games at right tackle
- Helped NU rush for 329 yards vs. Colorado, its highest total since 2014
- Helped the Huskers total 582 yards vs. Purdue, NU's biggest offensive output since 2015

### CAREER STATS

- **Games:** 11 (7 in 2017; 4 in 2018)
- **Starts:** 8 (4 in 2017; 4 in 2018)



## 76 BRENDEN JAMES

6-6 | 300 | SO. | OL  
AUSTIN, TEXAS

### CAREER HONORS

- Honorable-Mention BTN All-Freshman Team (2017)

### NEBRASKA RECORDS

- Starts by a True Freshman Offensive Lineman (9 in 2017)

### CAREER NOTES

- Has started 13 consecutive games
- Became the 11th Husker offensive lineman to play as a true freshman in 2017
- Became the 5th Husker offensive lineman to start a game as a true freshman in 2017
- Started 9 games on the offensive line as a true freshman in 2017, nearly matching the total of the four previous Husker true freshmen offensive line starters combined (11)

### 2018 SEASON HIGHLIGHTS

- Has made his first four career starts at left tackle
- Protected Adrian Martinez for the top two passing games by a Husker true freshman
- Helped the Huskers total 582 yards vs. Purdue, NU's biggest offensive output since 2015

### CAREER STATS

- **Games:** 13 (9 in 2017; 4 in 2018)
- **Starts:** 13 (9 in 2017; 4 in 2018)



## 82 KURT RAFDAL

6-7 | 250 | RFR. | TE  
CARMEL, IND.

### CAREER HONORS

- Brook Berringer Citizenship Team (2018)
- Tom Osborne Citizenship Team (2018)

### 2018 SEASON HIGHLIGHTS

- Has posted the first three receptions of his career
- Made his debut against Colorado and hauled in a 14-yard pass in the second quarter
- Added a 26-yard reception vs. Troy

### 2018 GAME-BY-GAME

OPPONENT	REC.	YDS	TD	LONG
Colorado	1	14	0	14
Troy	1	26	0	26
at Michigan	0	0	0	0
Purdue	1	9	0	9

at Wisconsin

at Northwestern

Minnesota

Bethune-Cookman

at Ohio St.

Illinois

Michigan St.

at Iowa

### CAREER RECEIVING STATS

YEAR	G/S	REC.	YDS	Y/R	Y/G	TD
2017						
			Redshirt			
2018	4/0	3	49	16.3	12.2	0
<b>TOTAL</b>	<b>4/0</b>	<b>3</b>	<b>49</b>	<b>16.3</b>	<b>12.2</b>	<b>0</b>

### CAREER HIGHS

<b>Receptions</b>	1 three times
<b>Receiving Yards</b>	26 vs. Troy (2018)
<b>Receiving Touchdowns</b>	none
<b>Long Reception</b>	26 vs. Troy (2018)



## 82 KADE WARNER

6-1 | 210 | RFR. | WR  
SCOTTSDALE, ARIZ.

### CAREER HONORS

- 2-Time Nebraska Scholar-Athlete Honor Roll

### CAREER NOTES

- Walk-on is the son on of Kurt Warner, a 2017 Pro Football Hall of Fame inductee and the 1999 NFL MVP

### 2018 SEASON HIGHLIGHTS

- Made his Husker debut by earning a start against Purdue
- Recorded his first career catch against the Boilermakers, hauling in two passes for 16 yards, including a career-long 10-yard reception

### 2018 GAME-BY-GAME

OPPONENT	REC.	YDS	TD	LONG
Colorado		-DNP-		
Troy		-DNP-		
at Michigan		-DNP-		
Purdue	2	16	0	10

at Wisconsin

at Northwestern

Minnesota

Bethune-Cookman

at Ohio St.

Illinois

Michigan St.

at Iowa

### CAREER RECEIVING STATS

YEAR	G/S	REC.	YDS	Y/R	Y/G	TD
2017						
			Redshirt			
2018	1/0	2	16	8.0	16.0	0
<b>TOTAL</b>	<b>1/0</b>	<b>2</b>	<b>16</b>	<b>8.0</b>	<b>16.0</b>	<b>0</b>

### CAREER HIGHS

<b>Receptions</b>	2 vs. Purdue (2018)
<b>Receiving Yards</b>	16 vs. Purdue (2018)
<b>Receiving Touchdowns</b>	none
<b>Long Reception</b>	10 vs. Purdue (2018)



## 83 BRYAN REIMERS

6-5 | 220 | SR. | WR

LINCOLN, NEB.

### CAREER HONORS

- 5-Time Nebraska Scholar-Athlete Honor Roll
- 2-Time Brook Berringer Citizenship Team
- 2-Time Tom Osborne Citizenship Team

### CAREER NOTES

- Originally a walk-on, was placed on scholarship in January of 2017

### 2018 SEASON HIGHLIGHTS

- Has yet to record a catch, but earned his fourth career start against Troy

### 2018 GAME-BY-GAME

OPPONENT	REC.	YDS	TD	LONG
Colorado	0	0	0	0
Troy	0	0	0	0
at Michigan	-DNP-			
Purdue	-DNP-			
at Wisconsin				
at Northwestern				
Minnesota				
Bethune-Cookman				
at Ohio St.				
Illinois				
Michigan St.				
at Iowa				

### CAREER RECEIVING STATS

YEAR	G/S	REC.	YDS	Y/R	Y/G	TD
2014						
			Redshirt			
2015	0/0	0	0	0.0	0.0	0
2016	12/1	5	75	15.0	6.3	1
2017	10/2	2	25	12.5	2.5	1
2018	2/1	0	0	0.0	0.0	0
<b>TOTAL</b>	<b>24/4</b>	<b>7</b>	<b>100</b>	<b>14.3</b>	<b>4.3</b>	<b>2</b>

### CAREER HIGHS

<b>Receptions</b>	2 vs. Tennessee (2016)
<b>Receiving Yards</b>	26 vs. Tennessee (2016)
<b>Receiving Touchdowns</b>	1 twice
<b>Long Reception</b>	24 vs. Tennessee (2016)



## 86 JACK STOLL

6-4 | 260 | SO. | TE

LONE TREE, COLO.

### CAREER HONORS

- Mackey Award Watch List (2018)
- Academic All-Big Ten (2017)
- 3-Time Nebraska Scholar-Athlete Honor Roll
- 2-Time Brook Berringer Citizenship Team
- 2-Time Tom Osborne Citizenship Team

### 2018 SEASON HIGHLIGHTS

- Leads all Husker tight ends with six receptions and 64 receiving yards, with both totals ranking third on the team overall
- Caught a pass in each of the first two games, extending his streak to six consecutive games with a reception before it was snapped at Michigan
- Set career highs with four receptions and 51 receiving yards vs. Purdue, including a career-long 33-yard reception

### 2018 GAME-BY-GAME

OPPONENT	REC.	YDS	TD	LONG
Colorado	1	4	0	4
Troy	1	9	0	9
at Michigan	0	0	0	0
Purdue	4	51	0	33
at Wisconsin				
at Northwestern				
Minnesota				
Bethune-Cookman				
at Ohio St.				
Illinois				
Michigan St.				
at Iowa				

### CAREER RECEIVING STATS

YEAR	G/S	REC.	YDS	Y/R	Y/G	TD
2016						
			Redshirt			
2017	12/1	8	89	11.1	7.4	2
2018	4/4	6	64	10.7	16.0	0
<b>TOTAL</b>	<b>16/5</b>	<b>14</b>	<b>153</b>	<b>10.9</b>	<b>9.6</b>	<b>2</b>

KICKOFF RETURNS: 2 ret., 16 yds, 0 TD

### CAREER HIGHS

<b>Receptions</b>	4 vs. Purdue (2018)
<b>Receiving Yards</b>	51 vs. Purdue (2018)
<b>Receiving Touchdowns</b>	1 twice
<b>Long Reception</b>	33 vs. Purdue (2018)



## 88 JARON WOODYARD

5-9 | 190 | JR. | WR

GAITHERSBURG, MD.

### CAREER NOTES

- Came to Nebraska from Arizona Western Community College, where he was teammates with Husker running back Greg Bell
- Caught 47 passes for 783 yards and 11 touchdowns at Arizona Western

### 2018 SEASON HIGHLIGHTS

- Made his Husker debut at No. 19 Michigan
- Caught the first pass of his career with a 10-yard reception vs. Purdue
- Also had two kickoff returns for 34 yards against the Boilermakers

### 2018 GAME-BY-GAME

OPPONENT	REC.	YDS	TD	LONG
Colorado		-DNP-		
Troy		-DNP-		
at Michigan	0	0	0	0
Purdue	1	10	0	10
at Wisconsin				
at Northwestern				
Minnesota				
Bethune-Cookman				
at Ohio St.				
Illinois				
Michigan St.				
at Iowa				

### CAREER RECEIVING STATS

YEAR	G/S	REC.	YDS	Y/R	Y/G	TD
2018	2/0	1	10	10.0	1.0	0

KICKOFF RETURNS: 2 ret., 34 yds, 0 TD

### CAREER HIGHS

<b>Receptions</b>	1 vs. Purdue (2018)
<b>Receiving Yards</b>	10 vs. Purdue (2018)
<b>Receiving Touchdowns</b>	none
<b>Long Reception</b>	10 vs. Purdue (2018)
<b>Long Kickoff Return</b>	19 vs. Purdue (2018)



# 91 FREEDOM AKINMOLADUN

6-4 | 295 | SR. | DL

GRANDVIEW, MO.

## CAREER HONORS

- Allstate AFCA Good Works Team (2018)
- 2-Time Academic All-Big Ten
- BTN All-Freshman Team (2015)
- 2-Time Nebraska Scholar-Athlete Honor Roll
- 2-Time Nebraska HERO Leadership Award
- 3-Time Brook Berringer Citizenship Team
- 3-Time Tom Osborne Citizenship Team

## CAREER NOTES

- 33 career starts rank 2nd among active Big Ten defensive linemen (Iowa's Parker Hesse, 37)
- Has started 29 consecutive games
- Is playing the 2018 season as a graduate

## PERSONAL NOTES

- His cousin, Oladapo, was an All-American on the Nebraska track and field team from 2013-16

## 2018 BIG TEN RANKINGS (TOP 5)

- Sacks Per Game: t-5th (0.8)

## 2018 SEASON HIGHLIGHTS

- Was one of only 11 FBS players named to the 2018 Allstate AFCA Good Works Team and was the first Husker to earn the honor since 2013
- Had two TFLs and 1.5 sacks vs. Colorado, matching his entire 2017 TFL total and exceeding his 2017 sack total (1.0)
- Added another sack against Troy, giving him sacks in back-to-back games for the first time since the third and fourth games of his career against Miami and Southern Miss in 2015

## 2018 GAME-BY-GAME

OPPONENT	UT-AT-TT	TFL-YD	SACK-YD
Colorado	2-2-4	2-3	1.5-3
Troy	1-1-2	1-7	1.0-7
at Michigan	0-1-1	0-0	0.0-0
Purdue	0-1-1	0-0	0.0-0
at Wisconsin			
at Northwestern			
Minnesota			
Bethune-Cookman			
at Ohio St.			
Illinois			
Michigan St.			
at Iowa			

## CAREER TACKLE STATS

YEAR	G/S	UT	AT	TT	TFL-YD	SCK-YD
2014		Redshirt				
2015	11/4	11	10	21	7-45	4.5-36
2016	13/13	15	17	32	5-30	4.0-28
2017	12/12	15	9	24	2-7	1.0-3
2018	4/4	3	5	8	3-10	2.5-10
<b>TOTAL</b>	<b>40/33</b>	<b>44</b>	<b>41</b>	<b>85</b>	<b>17-92</b>	<b>12.0-77</b>

## CAREER MISCELLANEOUS STATS

YEAR	FF	FR	PBU	INT	QBH	BLK
2014		Redshirt				
2015	0	0	0	0	4	0
2016	1	0	0	0	10	0
2017	0	0	2	0	2	0
2018	0	0	0	0	2	0
<b>TOTAL</b>	<b>1</b>	<b>0</b>	<b>2</b>	<b>0</b>	<b>18</b>	<b>0</b>

## CAREER HIGHS

<b>Tackles</b>	6 at Miami (2015)
<b>TFLs</b>	2 four times
<b>Sacks</b>	2.0 twice
<b>Breakups</b>	1 twice



# 93 DAMION DANIELS

6-3 | 340 | RFR. | DL

DALLAS, TEXAS

## CAREER HONORS

- Nebraska Scholar-Athlete Honor Roll (Fall 2017)
- Brook Berringer Citizenship Team (2018)
- Tom Osborne Citizenship Team (2018)

## 2018 SEASON HIGHLIGHTS

- Posted a tackle in each of his first two career games after redshirting last season

## 2018 GAME-BY-GAME

OPPONENT	UT-AT-TT	TFL-YD	SACK-YD
Colorado	0-1-1	0-0	0.0-0
Troy	1-1-2	0-0	0.0-0
at Michigan	0-0-0	0-0	0.0-0
Purdue	0-0-0	0-0	0.0-0
at Wisconsin			
at Northwestern			
Minnesota			
Bethune-Cookman			
at Ohio St.			
Illinois			
Michigan St.			
at Iowa			

## CAREER TACKLE STATS

YEAR	G/S	UT	AT	TT	TFL-YD	SCK-YD
2017		Redshirt				
2018	4/0	1	2	3	0-0	0.0-0
<b>TOTAL</b>	<b>4/0</b>	<b>1</b>	<b>2</b>	<b>3</b>	<b>0-0</b>	<b>0.0-0</b>

## CAREER MISCELLANEOUS STATS

YEAR	FF	FR	PBU	INT	QBH	BLK
2017		Redshirt				
2018	0	0	0	0	0	0
<b>TOTAL</b>	<b>0</b>	<b>0</b>	<b>0</b>	<b>0</b>	<b>0</b>	<b>0</b>

## CAREER HIGHS

<b>Tackles</b>	2 vs. Troy (2018)
<b>TFLs</b>	none
<b>Sacks</b>	none
<b>Breakups</b>	none



# 94 KHALIL DAVIS

6-2 | 310 | JR. | DL  
BLUE SPRINGS, MO.

## CAREER HONORS

- Nebraska Scholar-Athlete Honor Roll (Spring 2018)
- 3-Time Brook Berringer Citizenship Team
- 3-Time Tom Osborne Citizenship Team

## PERSONAL NOTES

- Twin brother Carlos - born five minutes before Khalil - is also a Husker defensive lineman

## 2018 SEASON HIGHLIGHTS

- His 18 tackles are a career high and lead all NU defensive linemen
- Ranks in a tie for third on the team with 2.0 sacks
- Enjoyed a career game in the season opener against Colorado, recording six tackles, doubling his previous career high
- Also set a career high and matched his career total with 2.0 sacks against Colorado and matched his career high with a pair of TFLs
- Paced the defensive line with three tackles at Michigan and forced a fumble
- Totaled a career-high seven tackles vs. Purdue

## 2018 GAME-BY-GAME

OPPONENT	UT-AT-TT	TFL-YD	SACK-YD
Colorado	4-2-6	2-16	2.0-16
Troy	1-1-2	0-0	0.0-0
at Michigan	2-1-3	0-0	0.0-0
Purdue	3-4-7	1-7	0.0-0
at Wisconsin			
at Northwestern			
Minnesota			
Bethune-Cookman			
at Ohio St.			
Illinois			
Michigan St.			
at Iowa			

## CAREER TACKLE STATS

YEAR	G/S	UT	AT	TT	TFL-YD	SCK-YD
2015		Redshirt				
2016	12/0	4	1	5	2-4	0.0-0
2017	12/0	6	9	15	4-17	2.0-11
2018	4/0	10	8	18	3-23	2.0-16
<b>TOTAL</b>	<b>28/0</b>	<b>20</b>	<b>18</b>	<b>38</b>	<b>9-44</b>	<b>4.0-27</b>

## CAREER MISCELLANEOUS STATS

YEAR	FF	FR	PBU	INT	QBH	BLK
2015	Redshirt					
2016	0	0	0	0	0	0
2017	1	0	1	0	2	0
2018	1	0	0	0	1	0
<b>TOTAL</b>	<b>2</b>	<b>0</b>	<b>1</b>	<b>0</b>	<b>3</b>	<b>0</b>

## CAREER HIGHS

<b>Tackles</b>	7 vs. Purdue (2018)
<b>TFLs</b>	2 three times
<b>Sacks</b>	2.0 vs. Colorado (2018)
<b>Breakups</b>	1 vs. No. Illinois (2017)



# 95 BEN STILLE

6-5 | 290 | SO. | DL  
ASHLAND, NEB.

## CAREER HONORS

- BTN All-Freshman Team (2017)
- Big Ten Freshman of the Week (Illinois, 2017)
- Academic All-Big Ten (2017)
- 2-Time Nebraska Scholar-Athlete Honor Roll
- 2-Time Brook Berringer Citizenship Team
- 2-Time Tom Osborne Citizenship Team

## CAREER NOTES

- 1st Husker freshman to lead NU in TFLs (10 in 2017) since the stat began being tracked in 1968
- 1st Husker freshman to lead NU in sacks (3.5 in 2017) since the stat became official in 1981

## 2018 SEASON HIGHLIGHTS

- Ranks in a tie for third on the team with 2.0 sacks
- Had a nine-yard sack and three tackles in the season opener against Colorado
- Helped the Huskers total 7.0 sacks and limit CU to 44 yards rushing
- Tied his career high with four tackles vs. Purdue and added his second sack of the season

## 2018 GAME-BY-GAME

OPPONENT	UT-AT-TT	TFL-YD	SACK-YD
Colorado	1-2-3	1-9	1.0-9
Troy	1-0-1	0-0	0.0-0
at Michigan	0-0-0	0-0	0.0-0
Purdue	2-2-4	1-2	1.0-2
at Wisconsin			
at Northwestern			
Minnesota			
Bethune-Cookman			
at Ohio St.			
Illinois			
Michigan St.			
at Iowa			

## CAREER TACKLE STATS

YEAR	G/S	UT	AT	TT	TFL-YD	SCK-YD
2016	Redshirt					
2017	9/1	12	12	24	10-38	3.5-27
2018	4/4	4	4	8	2-11	2.0-11
<b>TOTAL</b>	<b>13/5</b>	<b>16</b>	<b>16</b>	<b>32</b>	<b>12-49</b>	<b>5.5-38</b>

## CAREER MISCELLANEOUS STATS

YEAR	FF	FR	PBU	INT	QBH	BLK
2016	Redshirt					
2017	1	0	1	0	1	0
2018	0	0	0	0	1	0
<b>TOTAL</b>	<b>1</b>	<b>0</b>	<b>1</b>	<b>0</b>	<b>2</b>	<b>0</b>

## CAREER HIGHS

<b>Tackles</b>	4 four times
<b>TFLs</b>	3 at Illinois (2017)
<b>Sacks</b>	1.0 five times
<b>Breakups</b>	1 vs. Northwestern (2017)



# 96 CARLOS DAVIS

6-2 | 325 | JR. | DL  
BLUE SPRINGS, MO.

## CAREER HONORS

- Honorable-Mention BTN All-Freshman Team (2016)
- Nebraska Most Improved Player (2016)
- 2-Time Nebraska Scholar-Athlete Honor Roll
- 3-Time Brook Berringer Citizenship Team
- 3-Time Tom Osborne Citizenship Team

## CAREER NOTES

- Also one of the nation's top discus throwers, earning honorable-mention All-America honors with a 23rd-place finish at the 2018 NCAA Outdoor Championships

## PERSONAL NOTES

- Twin brother Khalil - born five minutes after Carlos - is also a Husker defensive lineman

## 2018 SEASON HIGHLIGHTS

- Finished with one tackle for loss against Colorado, helping NU total 12 TFLs as a team
- Notched his first sack of the season vs. Troy
- Earned his first career start at nose guard against Purdue and had a season-high three tackles and recorded his third TFL

## 2018 GAME-BY-GAME

OPPONENT	UT-AT-TT	TFL-YD	SACK-YD
Colorado	0-1-1	1-2	0.0-0
Troy	2-0-2	1-8	1.0-8
at Michigan	1-1-2	0-0	0.0-0
Purdue	1-2-3	1-3	0.0-0
at Wisconsin			
at Northwestern			
Minnesota			
Bethune-Cookman			
at Ohio St.			
Illinois			
Michigan St.			
at Iowa			

## CAREER TACKLE STATS

YEAR	G/S	UT	AT	TT	TFL-YD	SCK-YD
2015	Redshirt					
2016	13/4	11	13	24	5-25	2.0-24
2017	12/12	17	25	42	4-19	2.5-18
2018	4/1	4	4	8	3-13	1.0-8
<b>TOTAL</b>	<b>29/17</b>	<b>32</b>	<b>42</b>	<b>74</b>	<b>12-57</b>	<b>5.5-50</b>

## CAREER MISCELLANEOUS STATS

YEAR	FF	FR	PBU	INT	QBH	BLK
2015	Redshirt					
2016	0	0	0	0	3	0
2017	0	0	0	0	6	0
2018	0	0	2	0	1	0
<b>TOTAL</b>	<b>0</b>	<b>0</b>	<b>2</b>	<b>0</b>	<b>10</b>	<b>0</b>

## CAREER HIGHS

<b>Tackles</b>	6 twice
<b>TFLs</b>	2 at Illinois (2017)
<b>Sacks</b>	1.0 five times
<b>Breakups</b>	2 vs. Purdue (2018)



# 97 DEONTRE THOMAS

6-3 | 290 | SO. | DL  
MUSTANG, OKLA.

## CAREER HONORS

- Nebraska Scholar-Athlete Honor Roll (Spring 2018)

## 2018 SEASON HIGHLIGHTS

- Has recorded a tackle in each of the last three games
- Had a season-high two tackles vs. Purdue and recorded the first tackle for loss of his career

## 2018 GAME-BY-GAME

OPPONENT	UT-AT-TT	TFL-YD	SACK-YD
Colorado	0-0-0	0-0	0.0-0
Troy	1-0-1	0-0	0.0-0
at Michigan	1-0-1	0-0	0.0-0
Purdue	2-0-2	1-1	0.0-0
at Wisconsin			
at Northwestern			
Minnesota			
Bethune-Cookman			
at Ohio St.			
Illinois			
Michigan St.			
at Iowa			

## CAREER TACKLE STATS

YEAR	G/S	UT	AT	TT	TFL-YD	SCK-YD
2017	10/0	4	10	14	0-0	0.0-0
2018	4/0	4	0	4	1-1	0.0-0
<b>TOTAL</b>	<b>14/0</b>	<b>8</b>	<b>10</b>	<b>18</b>	<b>1-1</b>	<b>0.0-0</b>

## CAREER MISCELLANEOUS STATS

YEAR	FF	FR	PBU	INT	QBH	BLK
2017	0	0	0	0	0	0
2018	0	0	0	0	0	0
<b>TOTAL</b>	<b>0</b>	<b>0</b>	<b>0</b>	<b>0</b>	<b>0</b>	<b>0</b>

## CAREER HIGHS

<b>Tackles</b>	3 three times
<b>TFLs</b>	1 vs. Purdue (2018)
<b>Sacks</b>	none
<b>Breakups</b>	none



# 99 PEYTON NEWELL

6-3 | 300 | SR. | DL  
HIAWATHA, KAN.

## CAREER HONORS

- 3-Time Nebraska Scholar-Athlete Honor Roll
- 3-Time Brook Berringer Citizenship Team
- 3-Time Tom Osborne Citizenship Team

## 2018 SEASON HIGHLIGHTS

- Has added depth on the defensive line every game, matching his career high with two tackles
- Matched his career high and career total with two tackles at No. 19 Michigan

## 2018 GAME-BY-GAME

OPPONENT	UT-AT-TT	TFL-YD	SACK-YD
Colorado	0-0-0	0-0	0.0-0
Troy	0-0-0	0-0	0.0-0
at Michigan	1-1-2	0-0	0.0-0
Purdue	0-0-0	0-0	0.0-0
at Wisconsin			
at Northwestern			
Minnesota			
Bethune-Cookman			
at Ohio St.			
Illinois			
Michigan St.			
at Iowa			

## CAREER TACKLE STATS

YEAR	G/S	UT	AT	TT	TFL-YD	SCK-YD
2014						
2015	0/0	0	0	0	0-0	0.0-0
2016	4/0	0	0	0	0-0	0.0-0
2017	3/0	0	2	2	0-0	0.0-0
2018	4/0	1	1	2	0-0	0.0-0
<b>TOTAL</b>	<b>11/0</b>	<b>1</b>	<b>3</b>	<b>4</b>	<b>0-0</b>	<b>0.0-0</b>

## CAREER MISCELLANEOUS STATS

YEAR	FF	FR	PBU	INT	QBH	BLK
2014						
2015	0	0	0	0	0	0
2016	0	0	0	0	0	0
2017	0	0	0	0	0	0
2018	0	0	0	0	0	0
<b>TOTAL</b>	<b>0</b>	<b>0</b>	<b>0</b>	<b>0</b>	<b>0</b>	<b>0</b>

## CAREER HIGHS

<b>Tackles</b>	2 twice
<b>TFLs</b>	none
<b>Sacks</b>	none
<b>Breakups</b>	none

# 2018 NEBRASKA SCHEDULE AND RESULTS

DATE	OPPONENT	RESULT	SCORE	RECORD	CONFERENCE	TIME	ATTEND.
Sept. 1	Akron	canceled					
Sept. 8	Colorado	L	28-33	0-1	0-0	3:41	89,853
Sept. 15	Troy	L	19-24	0-2	0-0	3:16	89,360
Sept. 22	at Michigan *	L	10-56	0-3	0-0	3:30	111,037
Sept. 29	Purdue *	L	28-42	0-4	0-0	3:42	88,911

\*Big Ten conference game

SCORE BY QUARTERS	1ST	2ND	3RD	4TH	OT	TOTAL
Nebraska	14	21	30	20	-	85
Opponents	47	46	35	27	-	155

## TEAM STATISTICS

TEAM STATISTICS	NU	OPP
SCORING	85	155
Points Per Game	21.2	38.8
Points Off Turnovers	10	24
FIRST DOWNS	90	87
Rushing	44	34
Passing	36	40
Penalty	10	13
RUSHING YARDAGE	814	660
Yards gained rushing	963	783
Yards lost rushing	149	123
Rushing Attempts	171	151
Average Per Rush	4.8	4.4
Average Per Game	203.5	165.0
TDs Rushing	6	11
PASSING YARDAGE	829	995
Comp-Att-Int	76-122-5	90-144-2
Average Per Pass	6.8	6.9
Average Per Catch	10.9	11.1
Average Per Game	207.2	248.8
TDs Passing	5	6
TOTAL OFFENSE	1643	1655
Total Plays	293	295
Average Per Play	5.6	5.6
Average Per Game	410.8	413.8
KICK RETURNS: #-Yards	14-256	8-159
PUNT RETURNS: #-Yards	6-1	10-165
INT RETURNS: #-Yards	2-0	5-39
KICK RETURN AVERAGE	18.3	19.9
PUNT RETURN AVERAGE	0.2	16.5
INT RETURN AVERAGE	0.0	7.8
FUMBLES-LOST	9-4	5-1
PENALTIES-Yards	42-387	36-293
Average Per Game	96.8	73.2
PUNTS-Yards	22-939	20-953
Average Per Punt	42.7	47.7
Net punt average	34.3	45.6
KICKOFFS-Yards	19-1225	30-1740
Average Per Kick	64.5	58.0
Net kick average	41.6	39.5
TIME OF POSSESSION/Game	27:44	32:17
3RD-DOWN Conversions	17/53	24/61
3rd-Down Pct	32%	39%
4TH-DOWN Conversions	1/7	3/6
4th-Down Pct	14%	50%
SACKS BY-Yards	12-73	11-85
MISC YARDS	0	0
TOUCHDOWNS SCORED	11	19
FIELD GOALS-ATTEMPTS	3-6	7-9
ON-SIDE KICKS	0-0	0-0
RED-ZONE SCORES	(9-11) 82%	(17-19) 89%
RED-ZONE TOUCHDOWNS	(6-11) 55%	(12-19) 63%
PAT-ATTEMPTS	(10-10) 100%	(16-17) 94%
ATTENDANCE	268124	111037
Games/Avg Per Game	3/89375	1/111037
Neutral Site Games		0/0

## INDIVIDUAL OFFENSIVE STATISTICS

RUSHING	G/GS	ATT	GAIN	LOSS	NET	AVG	TD	LONG	AVG/G
Devine Ozigbo	4/1	46	270	10	260	5.7	3	35	65.0
Adrian Martinez	3/3	40	268	72	196	4.9	2	41	65.3
Greg Bell	4/3	35	183	10	173	4.9	0	45	43.2
Maurice Washington	3/0	25	146	18	128	5.1	0	29	42.7
Andrew Bunch	3/1	14	56	27	29	2.1	0	23	9.7
Wyatt Mazour	4/0	5	23	5	18	3.6	1	17	4.5
Tyjon Lindsey	4/0	2	9	0	9	4.5	0	9	2.2
JD Spielman	4/1	3	8	0	8	2.7	0	4	2.0
TEAM	4/0	1	0	7	-7	-7.0	0	0	-1.8
<b>Total</b>	<b>4</b>	<b>171</b>	<b>963</b>	<b>149</b>	<b>814</b>	<b>4.8</b>	<b>6</b>	<b>45</b>	<b>203.5</b>
<b>Opponents</b>	<b>4</b>	<b>151</b>	<b>783</b>	<b>123</b>	<b>660</b>	<b>4.4</b>	<b>11</b>	<b>57</b>	<b>165.0</b>

PASSING	G/GS	EFFIC	COMP-ATT-INT	PCT	YDS	TD	LNG	AVG/G
Adrian Martinez	3/3	124.14	47-77-3	61.0	532	3	57	177.3
Andrew Bunch	3/1	125.66	29-45-2	64.4	297	2	33	99.0
<b>Total</b>	<b>4</b>	<b>124.70</b>	<b>76-122-5</b>	<b>62.3</b>	<b>829</b>	<b>5</b>	<b>57</b>	<b>207.2</b>
<b>Opponents</b>	<b>4</b>	<b>131.51</b>	<b>90-144-2</b>	<b>62.5</b>	<b>995</b>	<b>6</b>	<b>56</b>	<b>248.8</b>

RECEIVING	G/GS	NO.	YDS	AVG	TD	LONG	AVG/G
JD Spielman	4/4	23	252	11.0	4	57	63.0
Stanley Morgan	4/4	17	269	15.8	1	33	67.2
Jack Stoll	4/4	6	64	10.7	0	33	16.0
Devine Ozigbo	4/1	6	57	9.5	0	17	14.2
Maurice Washington	3/0	6	26	4.3	0	14	8.7
Greg Bell	4/3	4	14	3.5	0	6	3.5
Kurt Rafdal	4/0	3	49	16.3	0	26	12.2
Mike Williams	4/1	3	40	13.3	0	19	10.0
Tyjon Lindsey	4/0	3	22	7.3	0	14	5.5
Kade Warner	1/1	2	16	8.0	0	10	16.0
Wyatt Mazour	4/0	1	21	21.0	0	21	5.2
Jaron Woodyard	2/0	1	10	10.0	0	10	5.0
Adrian Martinez	3/3	1	-11	-11.0	0	0	-3.7
<b>Total</b>	<b>4</b>	<b>76</b>	<b>829</b>	<b>10.9</b>	<b>5</b>	<b>57</b>	<b>207.2</b>
<b>Opponents</b>	<b>4</b>	<b>90</b>	<b>995</b>	<b>11.1</b>	<b>6</b>	<b>56</b>	<b>248.8</b>

PUNT RETURNS	NO.	YDS	AVG	TD	LONG
Tyjon Lindsey	5	1	0.2	0	3
JD Spielman	1	0	0.0	0	0
<b>Total</b>	<b>6</b>	<b>1</b>	<b>0.2</b>	<b>0</b>	<b>3</b>
<b>Opponents</b>	<b>10</b>	<b>165</b>	<b>16.5</b>	<b>2</b>	<b>60</b>

## 2018 INDIVIDUAL STATISTICS

INTERCEPTIONS	NO.	YDS	AVG	TD	LONG
Deontai Williams	1	0	0.0	0	0
Lamar Jackson	1	0	0.0	0	0
<b>Total</b>	<b>2</b>	<b>0</b>	<b>0.0</b>	<b>0</b>	<b>0</b>
<b>Opponents</b>	<b>5</b>	<b>39</b>	<b>7.8</b>	<b>0</b>	<b>22</b>

KICK RETURNS	NO.	YDS	AVG	TD	LONG
JD Spielma	7	145	20.7	0	31
JD Spielman	8	169	21.1	0	31
Jaron Woodyard	2	34	17.0	0	19
Jack Stoll	2	16	8.0	0	10
Wyatt Mazour	1	21	21.0	0	21
Maurice Washington	1	16	16.0	0	16
<b>Total</b>	<b>14</b>	<b>256</b>	<b>18.3</b>	<b>0</b>	<b>31</b>
<b>Opponents</b>	<b>8</b>	<b>159</b>	<b>19.9</b>	<b>0</b>	<b>29</b>

FUMBLE RETURNS	NO.	YDS	AVG	TD	LONG
None					
<b>TOTAL</b>	<b>0</b>	<b>0</b>	<b>0.0</b>	<b>0</b>	<b>0</b>
<b>OPPONENTS</b>	<b>0</b>	<b>0</b>	<b>0.0</b>	<b>0</b>	<b>0</b>

FIELD GOALS	FGM-FGA	PCT	1-19	20-29	30-39	40-49	50-59	LG	BLK
B. Pickering	3-6	50.0	0-0	1-1	2-3	0-1	0-1	32	0
<b>Total</b>	<b>3-6</b>	<b>50.0</b>	<b>0-0</b>	<b>1-1</b>	<b>2-3</b>	<b>0-1</b>	<b>0-1</b>	<b>32</b>	<b>0</b>
<b>Opponents</b>	<b>7-9</b>	<b>77.8</b>	<b>0-0</b>	<b>1-1</b>	<b>4-5</b>	<b>1-2</b>	<b>1-1</b>	<b>50</b>	<b>0</b>

FG SEQUENCE	NEBRASKA	OPPONENTS
Colorado	43	(40),(35),37,43
Troy	33,(23),(32)	(37)
Michigan	(35)	(50),(38)
Purdue	54	(31),(25)

Numbers in (parenthesis) indicate field goal was made

PUNTING	NO.	YDS	AVG	LONG	TB	FC	I20	50+	BLK
Caleb Lightbourn	22	939	42.7	52	1	3	3	3	0
<b>Total</b>	<b>22</b>	<b>939</b>	<b>42.7</b>	<b>52</b>	<b>1</b>	<b>3</b>	<b>3</b>	<b>3</b>	<b>0</b>
<b>Opponents</b>	<b>20</b>	<b>953</b>	<b>47.7</b>	<b>79</b>	<b>2</b>	<b>6</b>	<b>9</b>	<b>6</b>	<b>0</b>

KICKOFFS	NO.	YDS	AVG	TB	OB	RET.	NET	YDLN
Caleb Lightbourn	19	1225	64.5	11	0			
<b>Total</b>	<b>19</b>	<b>1225</b>	<b>64.5</b>	<b>11</b>	<b>0</b>	<b>159</b>	<b>41.6</b>	<b>23</b>
<b>Opponents</b>	<b>30</b>	<b>1803</b>	<b>60.1</b>	<b>12</b>	<b>0</b>	<b>256</b>	<b>41.6</b>	<b>23</b>

SCORING	TD	FGs	PATs				DXP	Saf	Pts
			Kick	Rush	Rcv	Pass			
JD Spielman	4	0-0	0-0	0-0	0	0-0	0	0	24
Barret Pickering	0	3-6	10-10	0-0	0	0-0	0	0	19
Devine Ozigbo	3	0-0	0-0	0-0	0	0-0	0	0	18
Adrian Martinez	2	0-0	0-0	0-0	0	0-0	0	0	12
Stanley Morgan Jr.	1	0-0	0-0	0-0	0	0-0	0	0	6
Wyatt Mazour	1	0-0	0-0	0-0	0	0-0	0	0	6
Andrew Bunch	0	0-0	0-0	0-0	0	0-1	0	0	0
<b>Total</b>	<b>11</b>	<b>3-6</b>	<b>10-10</b>	<b>0-0</b>	<b>0</b>	<b>0-1</b>	<b>0</b>	<b>0</b>	<b>85</b>
<b>Opponents</b>	<b>19</b>	<b>7-9</b>	<b>16-17</b>	<b>0-0</b>	<b>1</b>	<b>1-2</b>	<b>0</b>	<b>1</b>	<b>155</b>

TOTAL OFFENSE	G	PLAYS	RUSH	PASS	TOTAL	AVG/G
Adrian Martinez	3	117	196	532	728	242.7
Andrew Bunch	3	59	29	297	326	108.7
Devine Ozigbo	4	46	260	0	260	65.0
Greg Bell	4	35	173	0	173	43.2
Maurice Washington	3	25	128	0	128	42.7
Wyatt Mazour	4	5	18	0	18	4.5
Tyjon Lindsey	4	2	9	0	9	2.2
JD Spielman	4	3	8	0	8	2.0
TEAM	4	1	-7	0	-7	-1.8
<b>Total</b>	<b>4</b>	<b>293</b>	<b>814</b>	<b>829</b>	<b>1643</b>	<b>410.8</b>
<b>Opponents</b>	<b>4</b>	<b>295</b>	<b>660</b>	<b>995</b>	<b>1655</b>	<b>413.8</b>

ALL PURPOSE	G	RUSH REC	PR	KOR	IR	TOT	AVG/G
JD Spielman	4	8	252	0	169	0	429
Devine Ozigbo	4	260	57	0	0	0	317
Stanley Morgan	4	0	269	0	0	0	269
Greg Bell	4	173	14	0	0	0	187
Adrian Martinez	3	196	-11	0	0	0	185
Maurice Washington	3	128	26	0	16	0	170
Jack Stoll	4	0	64	0	16	0	80
Wyatt Mazour	4	18	21	0	21	0	60
Kurt Rafdal	4	0	49	0	0	0	49
Jaron Woodyard	2	0	10	0	34	0	44
Mike Williams	4	0	40	0	0	0	40
Tyjon Lindsey	4	9	22	1	0	0	32
Andrew Bunch	3	29	0	0	0	0	29
Kade Warner	1	0	16	0	0	0	16
TEAM	4	-7	0	0	0	0	-7
<b>Total</b>	<b>4</b>	<b>814</b>	<b>829</b>	<b>1</b>	<b>256</b>	<b>0</b>	<b>1900</b>
<b>Opponents</b>	<b>4</b>	<b>660</b>	<b>995</b>	<b>165</b>	<b>159</b>	<b>39</b>	<b>2018</b>

## DEFENSIVE STATISTICS

NAME	GP-GS	-----TACKLES-----			TFL-YDS	-SACKS-  NO-YARDS	---PASS DEF---		QBH	---FUMBLES---		BLKD	
		SOLO	AST	TOTAL			INT-YDS	BRUP		RCV-YDS	FF	KICK	SAF
7 Mohamed Barry	4-4	18	19	37	5-24	1.0-9	.	.	2	.	.	.	
5 Dedrick Young II	4-4	14	11	25	3-3	.	.	.	.	.	.	.	
24 Aaron Williams	4-3	13	12	25	.	.	.	1	1	.	.	.	
12 Luke Gifford	4-4	8	12	20	5-19	2.5-15	.	.	1	.	.	.	
94 Khalil Davis	4-0	10	8	18	3-23	2.0-16	.	.	1	.	1	.	
43 Tyrin Ferguson	3-3	10	7	17	5-20	1.0-4	.	.	.	.	.	.	
14 Tre Neal	4-4	9	8	17	1-2	.	.	2	.	.	.	.	
23 Dicaprio Bootle	4-4	9	6	15	.	.	.	10	.	.	.	.	
3 Will Honas	4-0	6	9	15	1-1	.	.	.	1	.	.	.	
25 Antonio Reed	4-1	8	6	14	.	.	.	.	.	.	.	.	
21 Lamar Jackson	4-4	5	3	8	.	.	1-0	1	.	.	.	.	
91 Freedom Akinmoladun	4-4	3	5	8	3-10	2.5-10	.	.	2	.	.	.	
96 Carlos Davis	4-1	4	4	8	3-13	1.0-8	.	2	1	.	.	.	
95 Ben Stille	4-4	4	4	8	2-11	2.0-11	.	.	2	.	.	.	
31 Collin Miller	4-0	1	5	6	.	.	.	.	.	.	.	.	
41 Deontai Williams	4-1	4	2	6	.	.	1-0	1	.	.	.	.	
6 Eric Lee Jr.	1-0	2	3	5	.	.	.	.	.	.	.	.	
97 Deontre Thomas	4-0	4	.	4	1-1	.	.	.	.	.	.	.	
9 DaiShon Neal	4-0	1	2	3	.	.	.	.	.	.	.	.	
93 Damion Daniels	4-0	1	2	3	.	.	.	.	.	.	.	.	
4 Caleb Tannor	4-0	3	.	3	.	.	.	.	.	.	.	.	
44 Mick Stoltenberg	3-3	.	3	3	.	.	.	.	.	.	.	.	
57 Jacob Weinmaster	4-0	1	2	3	.	.	.	.	.	.	.	.	
19 Marquel Dismuke	3-0	2	1	3	.	.	.	.	.	.	.	.	
99 Peyton Newell	4-0	1	1	2	.	.	.	.	.	.	.	.	
92 Chase Urbach	2-0	1	1	2	.	.	.	.	.	.	.	.	
17 Cam Taylor	3-0	2	.	2	.	.	.	.	.	1-0	.	.	
88 Jaron Woodyard	2-0	.	1	1	.	.	.	.	.	.	.	.	
18 Guy Thomas	3-0	.	1	1	.	.	.	.	.	.	.	.	
2 Adrian Martinez	3-3	1	.	1	.	.	.	.	.	.	.	.	
13 JoJo Domann	1-0	1	.	1	.	.	.	.	.	.	.	.	
37 Wyatt Mazour	4-0	.	1	1	.	.	.	.	.	.	.	.	
10 JD Spielman	4-4	1	.	1	.	.	.	.	.	.	.	.	
22 Alex Davis	4-0	.	1	1	.	.	.	.	.	.	.	.	
<b>Total</b>	<b>4-0</b>	<b>147</b>	<b>140</b>	<b>287</b>	<b>32-127</b>	<b>12-73</b>	<b>2-0</b>	<b>17</b>	<b>11</b>	<b>1-0</b>	<b>1</b>	<b>.</b>	
<b>Opponents</b>	<b>4-0</b>	<b>168</b>	<b>136</b>	<b>304</b>	<b>36-146</b>	<b>11-85</b>	<b>5-39</b>	<b>7</b>	<b>7</b>	<b>4-0</b>	<b>6</b>	<b>1</b>	

SPECIAL TEAMS TACKLES	UA-A/TOT	COLO	TROY	MICH	PUR	WIS	NW	MINN	OSU	ILL	MSU	IOWA	TBA
Collin Miller	2-3/5	1-0/1	0-1/1	1-1/2	0-1/1	.	.	.	.	.	.	.	.
Jacob Weinmaster	2-1/3	1-0/1	0-1/1	1-0/1	-	.	.	.	.	.	.	.	.
Deontai Williams	1-1/2	-	0-1/1	1-0/1	-	.	.	.	.	.	.	.	.
Chase Urbach	1-1/2	-	-	1-1/2	-	.	.	.	.	.	.	.	.
Caleb Tannor	1-0/1	1-0/1	-	-	--	.	.	.	.	.	.	.	.
JoJo Domann	1-0/1	1-0/1	-	-	-	.	.	.	.	.	.	.	.
Alex Davis	0-1/1	-	0-1/1	-	-	.	.	.	.	.	.	.	.
Cam Taylor	1-0/1	-	-	1-0/1	-	.	.	.	.	.	.	.	.
Tre Neal	0-1/1	-	-	-	0-1/1	.	.	.	.	.	.	.	.
Wyatt Mazour	0-1/1	-	-	-	0-1/1	.	.	.	.	.	.	.	.
Jaron Woodyard	0-1/1	-	-	-	0-1/1	.	.	.	.	.	.	.	.
Marquel Dismuke	1-0/1	-	-	-	1-0/1	.	.	.	.	.	.	.	.



## INDIVIDUAL OFFENSE GAME BY GAME

RUSHING	NO-YDS/TD	COLO	TROY	MICH	PUR	WIS	NW	MINN	BC	OSU	ILL	MSU	IOWA
Devine Ozigbo RB	46-260/3	14-60/1	9-25/0	6-5/0	17-170/2								
Adrian Martinez QB	40-196/2	15-117/2	DNP	7--12/0	18-91/0								
Greg Bell RB	35-173/0	13-104/0	14-64/0	6-3/0	2-2/0								
Maurice Washington RB	25-128/0	8-34/0	14-92/0	3-2/0	DNP								
Andrew Bunch QB	14-29/0	1-1/0	10-5/0	3-23/0	DNP								
Wyatt Mazour RB	5-18/1	-	-	5-18/1	-								
Tyson Lindsey WR	2-9/0	2-9/0	-	-	-								
JD Spielman WR	3-8/0	1-4/0	1-1/0	-	1-3/0								
TEAM	1--7/0	-	-	-	1--7/0								

RECEIVING	NO-YDS/TD	COLO	TROY	MICH	PUR	WIS	NW	MINN	BC	OSU	ILL	MSU	IOWA
Stanley Morgan WR	17-269/1	5-75/0	5-64/1	3-61/0	4-69/0								
JD Spielman WR	23-252/4	3-67/1	6-45/1	4-5/0	10-135/2								
Jack Stoll TE	6-64/0	1-4/0	1-9/0	-	4-51/0								
Devine Ozigbo RB	6-57/0	2-17/0	1-7/0	1-5/0	2-28/0								
Kurt Rafdal TE	3-49/0	1-14/0	1-26/0	-	1-9/0								
Mike Williams WR	3-40/0	3-40/0	-	-	-								
Maurice Washington RB	6-26/0	2-16/0	3-14/0	1--4/0	DNP								
Tyson Lindsey WR	3-22/0	-	1-6/0	2-16/0	-								
Wyatt Mazour RB	1-21/0	-	-	1-21/0	-								
Kade Warner WR	2-16/0	DNP	DNP	DNP	2-16/0								
Greg Bell RB	4-14/0	2-3/0	1-6/0	-	1-5/0								
Jaron Woodyard WR	1-10/0	DNP	DNP	-	1-10/0								
Adrian Martinez QB	1--11/0	-	DNP	1--11/0	-								

### PASSING

ADRIAN MARTINEZ	ATT	COMP	INT	PCT	YARDS	TD	LONG	SACK	YDS	EFFIC
Colorado	20	15	1	75.0	187	1	57	2	12	160.0
Troy	DNP-Injury									
Michigan	15	7	1	46.7	22	0	32	4	39	45.7
Purdue	42	25	1	59.5	323	2	33	2	11	135.1
<b>TOTALS</b>	<b>77</b>	<b>47</b>	<b>3</b>	<b>61.0</b>	<b>532</b>	<b>3</b>	<b>57</b>	<b>8</b>	<b>62</b>	<b>124.1</b>

ANDREW BUNCH	ATT	COMP	INT	PCT	YARDS	TD	LONG	SACK	YDS	EFFIC
Colorado	9	4	0	44.4	49	0	25	0	0	90.2
Troy	27	19	2	70.4	177	2	33	3	23	135.1
Michigan	9	6	0	66.7	71	0	27	0	0	132.9
Purdue	DNP									
<b>TOTALS</b>	<b>45</b>	<b>29</b>	<b>2</b>	<b>64.4</b>	<b>297</b>	<b>2</b>	<b>33</b>	<b>3</b>	<b>23</b>	<b>125.7</b>

PUNT RETURNS	NO-YDS	COLO	TROY	MICH	PUR	WIS	NW	MINN	BC	OSU	ILL	MSU	IOWA
Tyson Lindsey	5-1	3--2	-	2-3	-								
JD Spielman	1-0	-	-	-	1-0								

KICK RETURNS	NO-YDS	COLO	TROY	MICH	PUR	WIS	NW	MINN	BC	OSU	ILL	MSU	IOWA
JD Spielman	8-169	2-35	3-70	2-40	1-24								
Jaron Woodyard	2-34	DNP	DNP	-	2-34								
Wyatt Mazour	1-21	-	-	-	1-21								
Muarice Washington	1-16	-	-	1-16	DNP								
Jack Stoll	2-16	1-10	-	-	1-6								

## INDIVIDUAL DEFENSE GAME BY GAME

PLAYER	UA-A	TOTAL	COLO	TROY	MICH	PUR	WIS	NW	MINN	BC	OSU	ILL	MSU	IOWA
Mohamed Barry LB	18-19	37	4-8	2-1	7-4	5-6								
Aaron Williams DB	13-12	25	4-4	3-2	4-0	2-6								
Dedrick Young LB	14-11	25	4-5	2-1	5-1	3-4								
Luke Gifford LB	8-12	20	3-8	3-0	1-1	1-3								
Khalil Davis DL	10-8	18	4-2	1-1	2-1	3-4								
Tyrin Ferguson LB	10-7	17	5-5	2-2	3-0	DNP								
Tre Neal DB	9-8	17	2-3	3-4	2-0	2-1								
Dicaprio Bootle DB	9-6	15	1-2	0-1	3-1	5-2								
Will Honas LB	6-9	15	0-2	3-5	2-1	1-1								
Antonio Reed DB	8-6	14	1-3	4-1	2-2	1-0								
Freedom Akinmoladun DL	3-5	8	2-2	1-1	0-1	0-1								
Ben Stille DL	4-4	8	1-2	1-0	-	2-2								
Carlos Davis DL	4-4	8	0-1	2-0	1-1	1-2								
Lamar Jackson DB	5-3	8	0-1	0-2	3-0	2-0								
Collin Miller LB	1-5	6	1-0	0-1	0-3	0-1								
Deontai Williams DB	4-2	6	-	0-1	2-0	2-1								
Eric Lee Jr. DB	2-3	5	DNP	DNP	DNP	2-3								
Deontre Thomas DL	4-0	4	-	1-0	1-0	2-0								
Damion Daniels DL	1-2	3	0-1	1-1	-	-								
Marquel Dismuke DB	2-1	3	DNP	-	1-1	1-0								
DaiShon Neal DL	1-2	3	-	-	1-1	0-1								
Caleb Tannor LB	3-0	3	1-0	-	1-0	1-0								
Mick Stoltenberg DL	0-3	3	0-1	-	0-2	DNP								
Jacob Weinmaster LB	1-2	3	1-0	0-1	0-1	-								
Cam Taylor DB	2-0	2	1-0	-	1-0	DNP								
Peyton Newell DL	1-1	2	-	-	1-1	-								
Chase Urbach	1-1	2	DNP	DNP	1-1	-								
JoJo Domann DB	1-0	1	1-0	DNP	DNP	DNP								
Adrian Martinez	1-0	1	1-0	DNP	-	-								
Guy Thomas LB	0-1	1	-	-	0-1	DNP								
Alex Davis LB	0-1	1	-	0-1	-	-								
JD Spielman	1-0	1	-	1-0	-	-								
Wyatt Mazour	0-1	1	-	-	-	0-1								
Jaron Woodyard	0-1	1	DNP	DNP	-	0-1								

## INDIVIDUAL DEFENSE GAME BY GAME

TACKLES FOR LOSS	UA-A	TOTAL	COLO	TROY	MICH	PUR	WIS	NW	MINN	BC	OSU	ILL	MSU	IOWA
Mohamed Barry LB	5-0	5	1-6	-	3-12	1-6								
Luke Gifford LB	3-2	5	3-13	2-6	-	-								
Tyrin Ferguson LB	5-0	5	2-7	1-2	2-11	DNP								
Dedrick Young LB	2-1	3	2-3	1-0	-	-								
Freedom Akinmoladun DL	2-1	3	2-3	1-7	-	-								
Khalil Davis DL	3-0	3	2-16	-	-	1-7								
Carlos Davis DL	2-1	3	1-2	1-8	-	1-3								
Ben Stille DL	2-0	2	1-9	-	-	1-2								
Will Honas LB	0-1	1	-	1-1	-	-								
Deontre Thomas DL	1-0	1	-	-	-	1-1								
Tre Neal DB	1-0	1	-	1-2	-	-								

SACKS	UA-A	TOT	COLO	TROY	MICH	PUR	WIS	NW	MINN	BC	OSU	ILL	MSU	IOWA
Luke Gifford LB	2-1	2.5	1.5-11	1.0-4	-	-								
Freedom Akinmoladun DL	2-1	2.5	1.5-3	1.0-7	-	-								
Ben Stille DL	2-0	2.0	1.0-9	-	-	1.0-2								
Khalil Davis DL	2-0	2.0	2.0-16	-	-	-								
Mohamed Barry LB	1-0	1.0	-	-	1.0-9	-								
Tyrin Ferguson LB	1-0	1.0	1.0-4	-	-	DNP								
Carlos Davis DL	1-0	1.0	-	1.0-8	-	-								

INT RETURNS	NO-YDS	COLO	TROY	MICH	PUR	WIS	NW	MINN	BC	OSU	IOWA	MSU	IOWA
Deontai Williams	1-0	-	-	1-0	-								
Lamar Jackson	1-0	-	1-0	-	-								

FUMBLES RECOVERED	NO	COLO	TROY	MICH	PUR	WIS	NW	MINN	OSU	BC	ILL	MSU	IOWA
Cam Taylor	1	-	1	-	-								

FORCED FUMBLES	NO	COLO	TROY	MICH	PUR	WIS	NW	MINN	OSU	BC	ILL	MSU	IOWA
Khalil Davis	1	-	-	1	-								

FUMBLES RETURNS	NO-YDS	COLO	TROY	MICH	PUR	WIS	NW	MINN	OSU	ILL	MSU	IOWA	TBA
None													

## TEAM GAME BY GAME

DATE	OPPONENT	RUSHING				RECEIVING				PASSING				KICK RET				PUNT RET				TOTAL OFF.
		NO.	YDS	TD	LG	NO.	YDS	TD	LG	CMP	ATT	INT	YDS	TD	LG	NO	YDS	TD	LG	NO	YDS	
Sept. 8	COLORADO	54	329	3	45	19	236	1	57	19	29	1	57	3	45	0	20	3	-2	0	2	565
Sept. 15	TROY	48	187	0	29	19	177	2	33	19	27	2	33	3	70	0	31	0	0	0	0	364
Sept. 22	at Michigan	30	39	1	23	13	93	0	32	13	24	1	32	3	56	0	24	2	3	0	3	132
Sept. 29	PURDUE	39	259	2	35	25	323	2	33	25	42	1	33	5	85	0	24	1	0	0	0	582
	<b>Totals</b>	<b>171</b>	<b>814</b>	<b>6</b>	<b>45</b>	<b>76</b>	<b>829</b>	<b>5</b>	<b>57</b>	<b>76</b>	<b>122</b>	<b>5</b>	<b>57</b>	<b>14</b>	<b>256</b>	<b>0</b>	<b>31</b>	<b>6</b>	<b>1</b>	<b>0</b>	<b>3</b>	<b>1643</b>
	<b>Opponent</b>	<b>151</b>	<b>660</b>	<b>11</b>	<b>57</b>	<b>90</b>	<b>995</b>	<b>6</b>	<b>56</b>	<b>90</b>	<b>144</b>	<b>2</b>	<b>56</b>	<b>8</b>	<b>159</b>	<b>0</b>	<b>29</b>	<b>10</b>	<b>165</b>	<b>2</b>	<b>60</b>	<b>1655</b>

DATE	OPPONENT	TACKLES				SACKS	FUMBLE		INT-YDS	QBH	PBU	BLKD KICK	KICKS				SAF	PTS
		SOL	AST	TOT	TFL-YDS		NO-YDS	FF					FR-YDS	ATT	MAD	RUN		
Sept. 8	COLORADO	37	50	87	12.0-59	7.0-43	0	0-0	0-0	5	3	0	4-4	0	0	0	0	28
Sept. 15	TROY	30	26	56	7.0-26	3.0-19	0	1-0	1-0	2	3	0	1-1	0	0	0	0	19
Sept. 22	at Michigan	44	24	68	5.0-23	1.0-9	1	0-0	1-0	1	5	0	1-1	0	0	0	0	10
Sept. 29	PURDUE	36	40	76	5.0-19	1.0-2	0	0-0	0-0	3	6	0	4-4	0	0	0	0	28
	<b>Totals</b>	<b>147</b>	<b>140</b>	<b>287</b>	<b>29.0-127</b>	<b>12.0-73</b>	<b>1</b>	<b>1-0</b>	<b>2-0</b>	<b>11</b>	<b>17</b>	<b>0</b>	<b>10-10</b>	<b>0</b>	<b>0</b>	<b>0</b>	<b>0</b>	<b>85</b>
	<b>Opponent</b>	<b>168</b>	<b>136</b>	<b>304</b>	<b>33.0-150</b>	<b>11.0-85</b>	<b>6</b>	<b>4-0</b>	<b>5-39</b>	<b>7</b>	<b>7</b>	<b>0</b>	<b>17-16</b>	<b>0</b>	<b>1</b>	<b>1</b>	<b>1</b>	<b>155</b>

DATE	OPPONENT	PUNTING										FIELD GOALS			KICKOFFS				
		NO	YDS	AVG	LG	BLK	TB	FC	50+	120	ATT	MADE	LG	BLKD	NO	YDS	AVG	TB	OB
Sept. 8	COLORADO	3	128	42.7	47	0	0	1	0	1	1-0	0	0	5	324	64.8	3	0	
Sept. 15	TROY	5	208	41.6	51	0	0	1	1	1	3-2	32	0	5	325	65.0	4	0	
Sept. 22	at Michigan	9	402	44.7	52	0	0	0	1	1	1-1	35	0	4	256	64.0	2	0	
Sept. 29	PURDUE	5	201	40.2	52	0	1	1	1	0	1-0	0	0	5	320	64.0	2	0	
	<b>Totals</b>	<b>22</b>	<b>939</b>	<b>42.7</b>	<b>52</b>	<b>0</b>	<b>1</b>	<b>3</b>	<b>3</b>	<b>3</b>	<b>6-3</b>	<b>35</b>	<b>0</b>	<b>19</b>	<b>1225</b>	<b>64.5</b>	<b>11</b>	<b>0</b>	
	<b>Opponent</b>	<b>20</b>	<b>953</b>	<b>47.7</b>	<b>79</b>	<b>0</b>	<b>2</b>	<b>6</b>	<b>6</b>	<b>9</b>	<b>9-7</b>	<b>50</b>	<b>0</b>	<b>30</b>	<b>1740</b>	<b>58.0</b>	<b>12</b>	<b>0</b>	

## OPPONENT GAME BY GAME

DATE	OPPONENT	RUSHING				RECEIVING				PASSING				KICK RET				PUNT RET				TOTAL OFF.
		NO.	YDS	TD	LG	NO.	YDS	TD	LG	CMP	ATT	INT	YDS	TD	LG	NO	YDS	TD	LG	NO	YDS	
Sept. 8	COLORADO	35	44	1	16	33	351	3	40	33	50	0	40	2	51	0	27	2	10	0	7	395
Sept. 15	TROY	34	143	2	57	14	110	0	39	14	21	1	39	1	13	0	13	3	65	1	58	253
Sept. 22	at Michigan	45	285	4	46	18	206	2	56	18	31	1	56	2	27	0	14	4	84	1	60	491
Sept. 29	PURDUE	37	188	4	42	25	328	1	51	25	42	0	51	3	68	0	29	1	6	0	6	516
	<b>Opponent</b>	<b>151</b>	<b>660</b>	<b>11</b>	<b>57</b>	<b>90</b>	<b>995</b>	<b>6</b>	<b>56</b>	<b>90</b>	<b>144</b>	<b>2</b>	<b>56</b>	<b>8</b>	<b>159</b>	<b>0</b>	<b>29</b>	<b>10</b>	<b>165</b>	<b>2</b>	<b>60</b>	<b>1655</b>
	<b>Nebraska</b>	<b>171</b>	<b>814</b>	<b>6</b>	<b>45</b>	<b>76</b>	<b>829</b>	<b>5</b>	<b>57</b>	<b>76</b>	<b>122</b>	<b>5</b>	<b>57</b>	<b>14</b>	<b>256</b>	<b>0</b>	<b>31</b>	<b>6</b>	<b>1</b>	<b>0</b>	<b>3</b>	<b>1643</b>

DATE	OPPONENT	TACKLES				SACKS	FUMBLE		INT-YDS	QBH	PBU	BLKD KICK	KICKS				SAF	PTS
		SOL	AST	TOT	TFL-YDS		NO-YDS	FF					FR-YDS	ATT	MAD	RUN		
Sept. 8	COLORADO	46	42	88	7.0-25	2.0-12	0	2-0	1-22	2	0	0	3-3	0	0	0	0	33
Sept. 15	TROY	45	38	83	9.0-48	3.0-23	3	1-0	2-10	1	3	0	3-3	0	0	0	0	24
Sept. 22	at Michigan	40	12	52	14.0-65	4.0-39	1	1-0	1-0	4	2	0	7-6	0	0	1	56	
Sept. 29	PURDUE	37	44	81	3.0-12	2.0-11	0	0-0	1-7	0	2	0	4-4	0	1	0	42	
	<b>Opponent</b>	<b>168</b>	<b>136</b>	<b>304</b>	<b>32.0-146</b>	<b>11.0-85</b>	<b>6</b>	<b>4-0</b>	<b>5-39</b>	<b>7</b>	<b>7</b>	<b>0</b>	<b>17-16</b>	<b>0</b>	<b>1</b>	<b>1</b>	<b>1</b>	<b>155</b>
	<b>Nebraska</b>	<b>147</b>	<b>140</b>	<b>287</b>	<b>29.0-127</b>	<b>12.0-73</b>	<b>1</b>	<b>1-0</b>	<b>2-0</b>	<b>11</b>	<b>17</b>	<b>0</b>	<b>10-10</b>	<b>0</b>	<b>0</b>	<b>0</b>	<b>0</b>	<b>85</b>

DATE	OPPONENT	PUNTING										FIELD GOALS			KICKOFFS				
		NO	YDS	AVG	LG	BLK	TB	FC	50+	120	ATT	MADE	LG	BLKD	NO	YDS	AVG	TB	OB
Sept. 8	COLORADO	5	217	43.4	54	0	0	1	1	1	4-2	40	0	7	405	57.9	3	0	
Sept. 15	TROY	5	269	53.8	79	0	1	2	2	1	1-1	37	0	5	310	62.0	2	0	
Sept. 22	at Michigan	3	178	59.3	64	0	0	3	2	2	2-2	50	0	10	568	56.8	4	0	
Sept. 29	PURDUE	7	289	41.3	49	0	1	3	0	5	2-2	31	0	8	457	57.1	3	0	
	<b>Opponent</b>	<b>20</b>	<b>953</b>	<b>47.7</b>	<b>79</b>	<b>0</b>	<b>2</b>	<b>6</b>	<b>6</b>	<b>9</b>	<b>9-7</b>	<b>50</b>	<b>0</b>	<b>30</b>	<b>1803</b>	<b>60.1</b>	<b>12</b>	<b>0</b>	
	<b>Nebraska</b>	<b>22</b>	<b>939</b>	<b>42.7</b>	<b>52</b>	<b>0</b>	<b>1</b>	<b>3</b>	<b>3</b>	<b>3</b>	<b>6-3</b>	<b>35</b>	<b>0</b>	<b>19</b>	<b>1225</b>	<b>64.5</b>	<b>11</b>	<b>0</b>	

## TEAM COMPARISON

OPPONENT	SCORE	1ST DNS (RUN/PASS/PEN.)	RUSHING	PASSING	PASS YDS	TOTAL OFFENSE	RET YDS	T/O
COLORADO	28-33	25/26 (13/7; 9/16; 3/3)	54-329/35-44	19-29-1/33-50-0	236/351	83-565/85-395	43/83	3/0
TROY	19-24	22/12 (12/5; 7/4; 3/3)	48-187/34-143	19-27-2/14-21-1	177/110	75-364/55-253	70/88	3/2
Michigan	10-56	12/22 (5/12; 4/9; 3/1)	30-39/45-285	13-24-1/18-31-1	93/206	54-132/76-491	59/111	2/1
PURDUE	28-42	31/27 (14/10; 16/11; 1/6)	39-259/37-188	25-42-1/25-42-0	323/328	81-582/79-516	85/81	1/0
<b>Totals</b>	<b>85-155</b>	<b>92/87 (45/34; 37/40; 10/13)</b>	<b>171-839/151-660</b>	<b>76-122-5/90-144-2</b>	<b>843/995</b>	<b>293-1682/295-1655</b>	<b>257/363</b>	<b>9/3</b>

Note: Game totals are displayed in the format TEAM/OPPONENT for each category

OPPONENT	3RD DOWN	4TH DOWN	TIME POSS	MARGIN	YDS/RUSH	YDS/PASS	YDS/PLAY	PUNTING	PENALTIES
COLORADO	5-13/6-18	0-3/2-3	29:45/30:15	-0:30	6.1/1.3	8.1/7.0	6.8/4.6	3-42.7/5-43.4	11-95/8-46
TROY	5-15/4-12	1-1/0-1	32:54/27:06	5:48	3.9/4.2	6.6/5.2	4.9/4.6	5-41.6/5-53.8	10-77/10-95
Michigan	3-13/7-15	0-0/1-2	24:31/35:29	-10:58	1.3/6.3	3.9/6.6	2.4/6.5	9-44.7/3-59.3	10-79/8-77
PURDUE	4-12/7-16	0-3/0-0	23:44/36:16	-12:32	6.6/5.1	7.7/7.8	7.2/6.5	5-40.2/7-41.3	11-136/10-75
<b>Totals</b>	<b>16-51/24-61</b>	<b>1-7/3-6</b>	<b>110:54/129:06</b>	<b>-18:12</b>	<b>4.9/4.4</b>	<b>6.9/6.9</b>	<b>5.7/5.6</b>	<b>22-42.7/20-47.7</b>	<b>401/293</b>

Note: Game totals are displayed in the format TEAM/OPPONENT for each category

## NEBRASKA RED ZONE CHART

### NEBRASKA INSIDE OPPONENT RED-ZONE

DATE	OPPONENT	SCORE	TIMES	TIMES	PTS	TOTAL RUSH PASS			-----FGs-----		----- FAILED TO SCORE INSIDE RZ -----				
			IN RZ	SCORED		TDS	TDS	TDS	MADE	FGA	DOWN	INT	FUMB	HALF	GAME
Sept. 8	Colorado	L, 28-33	3	2	14	2	2	0	0	0	1	0	0	0	0
Sept. 15	Troy	L, 19-24	5	4	19	2	0	2	2	1	0	0	0	0	0
Sept. 22	at Michigan *	L, 10-56	2	2	10	1	1	0	1	0	0	0	0	0	0
Sept. 29	Purdue *	L, 28-42	1	1	7	1	1	0	0	0	0	0	0	0	0
<b>Totals</b>			<b>11</b>	<b>9</b>	<b>50</b>	<b>6</b>	<b>4</b>	<b>2</b>	<b>3</b>	<b>1</b>	<b>1</b>	<b>0</b>	<b>0</b>	<b>0</b>	<b>0</b>
			<b>9 of 11 (81.8%)</b>												

### OPPONENT INSIDE NEBRASKA RED-ZONE

DATE	OPPONENT	SCORE	TIMES	TIMES	PTS	TOTAL RUSH PASS			-----FGs-----		----- FAILED TO SCORE INSIDE RZ -----				
			IN RZ	SCORED		TDS	TDS	TDS	MADE	FGA	DOWN	INT	FUMB	HALF	GAME
Sept. 8	Colorado	L, 28-33	5	4	24	3	1	2	1	1	0	0	0	0	0
Sept. 15	Troy	L, 19-24	2	2	10	1	1	0	1	0	0	0	0	0	0
Sept. 22	at Michigan *	L, 10-56	6	5	30	4	3	1	1	0	0	1	0	0	0
Sept. 29	Purdue *	L, 28-42	6	6	35	4	3	1	2	0	0	0	0	0	0
<b>Totals</b>			<b>19</b>	<b>17</b>	<b>99</b>	<b>12</b>	<b>8</b>	<b>4</b>	<b>5</b>	<b>1</b>	<b>0</b>	<b>1</b>	<b>0</b>	<b>0</b>	<b>0</b>
			<b>17 of 19 (89.5%)</b>												

# NEBRASKA & OPPONENT LONG PLAYS & DRIVE INFORMATION

## LONG SEASON PLAYS (20 OR MORE YARDS)

	[-----NEBRASKA-----]				[-----OPPONENT-----]			
	RUSH	PASS	RET	TOT	RUSH	PASS	RET	TOT
COLORADO	4	3	1	8	0	4	3	7
TROY	3	2	2	7	2	1	1	4
MICHIGAN	1	3	1	5	4	3	1	8
PURDUE	3	6	2	11	1	5	1	7
<b>TOTALS</b>	<b>11</b>	<b>14</b>	<b>6</b>	<b>31</b>	<b>7</b>	<b>13</b>	<b>6</b>	<b>26</b>

## LONG DRIVE SUPERLATIVES

	NEBRASKA	OPPONENT
Most Yards (Result)	80 vs. Colo. (TD); at Mich. (TD)	90 vs. Purdue (TD)
Most Plays (Result)	11 2x vs. Troy (FG, TD)	13 vs. Colorado (Missed FG)
Most Time (Result)	4:06 vs. Troy (FG)	4:54 vs. Purdue (FG)

## NEBRASKA LONG PLAYS (30; 11 RUNS; 14 PASSES; 6 RETURNS)

YDS	OPPONENT	PLAY	RESULT
57	Colorado	Pass (Martinez-Spielman)	Touchdown
45	Colorado	Run (Bell)	1st-10
41	Colorado	Run (Martinez)	Touchdown
35	Purdue	Run (Ozigbo)	1st-10
33	Purdue	Pass (Martinez-Stoll)	1st-10
33	Troy	Pass (Bunch-Morgan Jr.)	1st-10
32	Michigan	Pass (Martinez-Morgan)	1st-10
31	Troy	KOR (Spielman)	1st-10
29	Troy	Run (Washington)	1st-10
27	Michigan	Pass (Bunch-Morgan)	1st-10
26	Troy	Pass (Bunch-Rafdal)	1st-10
26	Purdue	Pass (Martinez-Morgan)	1st-10
25	Colorado	Run (Martinez)	1st-10
25	Colorado	Pass (Bunch-Morgan)	1st-10
24	Michigan	KOR (Spielman)	1st-10
24	Purdue	KOR (Spielman)	1st-10
23	Purdue	Run (Ozigbo)	Touchdown
23	Purdue	Run (Martinez)	1st-10
23	Michigan	Run (Bunch)	1st-10
23	Michigan	Pass (Bunch-Mazour)	1st-10
23	Troy	KOR (Spielman)	1st-10
21	Colorado	Pass (Martinez-Morgan)	1st-10
21	Troy	Run (Washington)	1st-10
21	Purdue	Pass (Martinez-Morgan)	1st-10
21	Purdue	Pass (Martinez-Spielman)	1st-10
21	Purdue	Pass (Martinez-Spielman)	Touchdown
21	Purdue	Pass (Martinez-Spielman)	Touchdown
21	Purdue	KOR (Mazour)	1st-10
20	Troy	Run (Washington)	1st-10
20	Colorado	Run (Bell)	1st-10
20	Colorado	KOR Spielman	1st-10

## OPPONENT LONG PLAYS 26; 7 RUNS; 13 PASSES; 6 RETURNS)

YDS	OPPONENT	PLAY	RESULT
60	Michigan	PR (Peoples-Jones)	TD
58	Troy	PR (Rookard)	Touchdown
57	Troy	Run (S. Smith)	1st-10
56	Michigan	Pass (McCaffrey-Bell)	TD
51	Purdue	Pass (Blough-Hopkins)	1st-10
48	Purdue	Pass (Blough-Zico)	1st-10
46	Michigan	Run (Higdon)	1st-10
44	Michigan	Run (Higdon)	TD
42	Purdue	Run (Knox)	Touchdown
40	Colorado	Pass (Montez-Shenault)	Touchdown
40	Purdue	Pass (Blough-Moore)	1st-10
39	Troy	Pass (Barker-Willis)	1st-10
37	Colorado	Pass (Montez-Shenault)	1st-10
29	Purdue	KOR (Moore)	1st-10
28	Colorado	Pass (Montez-Shenault)	1st-10
27	Colorado	KOR (Blackmon)	1st-10
26	Troy	Run (B. Smith)	Touchdown
26	Michigan	Run (Wilson)	1st-10
25	Michigan	Run (Higdon)	1st-10
25	Purdue	Pass (Blough-Hopkins)	1st-10
24	Colorado	KOR (Nixon)	1st-10
23	Michigan	Pass (Patterson-Collins)	1st-10
22	Colorado	IR (Landman)	1st-10
22	Purdue	Pass (Blough-Horvath)	1st-10
21	Michigan	Pass (Patterson-Gentry)	1st-10
20	Colorado	Pass (Montez-Winfree)	1st-10

## GAME-OPENING DRIVES

OPPONENT	[-----NEBRASKA-----]			[-----OPPONENT-----]		
	PTS.	1ST DWN	YDS	PTS.	1ST DWN	YDS
Colorado	0	3	62	7	4	86
Troy	0	1	7	0	0	8
Michigan	0	1	33	7	2	64
Purdue	7	5	75	7	3	71

## SECOND-HALF OPENING DRIVES

OPPONENT	[-----NEBRASKA-----]			[-----OPPONENT-----]		
	PTS.	1ST DWN	YDS	PTS.	1ST DWN	YDS
Colorado	0	0	0	3	4	55
Troy	0	2	24	0	2	38
Michigan	0	0	3	0	2	18
Purdue	0	1	12	0	1	28

# NEBRASKA & OPPONENT SCORING DRIVES, MISCELLANEOUS STATS

## SCORING DRIVES

GAME	SCORING DRIVES	[----TIME-----]		[---PLAYS---		5 OR LESS	1 OR 0
		TOT	AVG.	TOT	AVG.		
Colorado	3	11:11	3:43	29	9.67	0	0
Troy	4	11:16	2:49	31	7.75	2	0
Michigan	2	6:44	3:22	15	7.50	0	0
Purdue	4	8:21	2:05	26	6.50	1	0
<b>TOTAL</b>	<b>13</b>	<b>37:32</b>	<b>2:53</b>	<b>101</b>	<b>7.80</b>	<b>3</b>	<b>0</b>
<b>OPPONENTS</b>	<b>29</b>	<b>76:25</b>	<b>2:38</b>	<b>202</b>	<b>6.97</b>	<b>8</b>	<b>2</b>

## NEBRASKA SCORING DRIVES

OPPONENT	[---DRIVE---					
	PLAYS	YDS	TIME	SCORE	QTR./TIME	PLAY
Colorado	8	75	3:00	7-14	1st/3:47	Martinez 41-yd. run
Colorado	8	52	2:47	14-14	2nd/10:15	Ozigbo 8-yd. run
Colorado	8	79	3:07	21-14	2nd/2:24	Martinez 3-yd. run
Colorado	6	80	2:17	28-20	3rd/5:35	Spielman 57-yd. pass from Martinez
Troy	5	65	2:02	7-17	2nd/3:02	Morgan 9-yd. pass from Bunch
Troy	4	2	1:18	10-17	3rd/10:25	Pickering 23-yd. FG
Troy	11	47	4:06	13-17	3rd/3:02	Pickering 32-yd. FG
Troy	11	75	3:50	19-24	4th/2:55	Spielman 7-yd. pass from Bunch
Michigan	8	55	4:25	3-46	3rd/5:25	Pickering 35-yd. FG
Michigan	7	80	3:06	10-56	4th/4:14	Mazour 3-yd. run
Purdue	10	75	3:40	7-0	1st/11:20	Ozigbo 18-yd. run
Purdue	6	53	2:02	14-17	3rd/6:18	Spielman 21-yd. pass from Martinez
Purdue	3	69	0:47	21-35	3rd/2:32	Spielman 21-yd. pass from Martinez
Purdue	7	75	1:52	28-42	4th/13:04	Ozigbo 23-yd. run

## OPPONENT SCORING DRIVES

OPPONENT	[---DRIVE---					
	PLAYS	YDS	TIME	SCORE	QTR./TIME	PLAY
Colorado	8	86	3:05	7-0	1st/9:00	MacIntyre 3-yd. pass from Montez
Colorado	4	24	1:42	14-0	1st/6:47	Shenault 3-yd. run
Colorado	11	52	1:51	17-21	2nd/0:28	Stefanou 40-yd. FG
Colorado	12	55	3:55	20-21	3rd/10:59	Stefanou 35-yd. FG
Colorado	11	75	4:11	27-28	3rd/1:24	MacIntyre 8-yd. pass from Montez
Colorado	7	77	1:17	33-28	4th/1:06	Shenault 40-yd. pass from Montez
Troy	6	43	3:00	3-0	1st/7:23	Sumpster 37-yd. FG
Troy	0	0	0:00	10-0	2nd/12:17	Rookard 58-yd. punt return
Troy	5	80	3:21	17-0	2nd/5:12	B. Smith 9-yd. run
Troy	10	62	4:32	24-13	4th/6:45	B. Smith 26-yd. run
Michigan	6	64	2:56	7-0	1st/10:27	Mason 1-yd. run
Michigan	1	44	0:10	14-0	1st/8:58	Higdon 44-yd. run
Michigan	8	66	4:13	20-0	1st/3:09	Mason 4-yd. run
Michigan	4	3	0:50	23-0	2nd/14:11	Nordin 50-yd. FG
Michigan	10	59	4:28	30-0	2nd/8:20	Gentry 5-yd. pass from Patterson
Michigan	3	34	1:19	37-0	2nd/5:25	Mason 1-yd. run
Michigan	0	0	0:00	39-0	2nd/4:03	Team Safety
Michigan	0	0	0	46-0	3rd/9:01	Peoples-Jones 60-yd. punt return
Michigan	11	55	4:25	49-3	3rd/0:58	Nordin 38-yd. FG
Michigan	2	56	0:17	56-3	3th/14:21	Bell 56-yd. pass from McCaffrey
Purdue	6	71	3:15	7-7	1st/7:57	Knox 42-yd. run
Purdue	5	45	1:59	7-10	1st/3:40	Evans 31-yd. FG
Purdue	10	71	3:01	7-17	2nd/12:51	Blough 1-yd. run
Purdue	12	72	4:54	7-20	2nd/0:30	Evans 25-yd. FG
Purdue	6	51	2:45	7-27	3rd/8:25	Hopkins 12-yd. pass from Blough
Purdue	8	90	2:48	14-35	3rd/3:24	Knox 6-yd. run
Purdue	6	75	2:36	21-42	4th/14:56	Jones 6-yd. run

## NEBRASKA POINTS OFF TURNOVERS

GAME	TOs GAINED	TD	FG-FGA	PTS.	(NU FUM./LOST, INT)
Colorado	0 (0/0 F/L, 0 INT)	0	0-0	0	3 (3/2 F/L, 1 INT)
Troy	2 (3/1 F/L, 1 INT)	0	1-1	3	3 (4/1 F/L, 2 INT)
Michigan	1 (2/0 F/L, 1 INT)	1	0-0	7	2 (1/1 F/L, 1 INT)
Purdue	0 (0/0 F/L, 0 INT)	0	0-0	0	1 (1/0 F/L, 1 INT)
<b>TOTALS</b>	<b>3 (5/1 F/L, 2 INT)</b>	<b>1</b>	<b>1-1</b>	<b>10</b>	<b>9 (9/4 F/L, 5 INT)</b>
<b>OPPONENTS</b>	<b>9 (9/4 F/L, 5 INT)</b>	<b>3</b>	<b>1-2</b>	<b>24</b>	<b>3 (5/1 F/L, 2 INT)</b>

## STARTING FIELD POSITION\*

GAME	NU AVG. START	OPP. AVG. START	NU DIFF.
	(yards/drives/in 20/past 50)	(yards/drives/in 20/past 50)	
Colorado	26.7 (401/15/3/1)	33.2 (465/14/2/2)	-6.5
Troy	29.3 (381/13/2/1)	30.5 (397/13/2/1)	-1.2
Michigan	22.6 (339/15/4/0)	35.3 (494/14/2/3)	-12.7
Purdue	22.1 (331/15/5/0)	31.3 (438/14/1/0)	-9.2
<b>TOTALS</b>	<b>25.0 (1452/58/14/2)</b>	<b>32.6 (1794/55/7/6)</b>	<b>-7.6</b>

\*does not include drives with time of 0:00 (i.e. defensive and special teams touchdowns, end of half turnovers, overtime, etc.)

## PENALTY NUMBERS

	NU PEN.-YDS.	OPP. PEN.-YDS
Colorado	11-95	8-46
Troy	10-77	10-95
Michigan	10-79	8-77
Purdue	11-136	10-75
<b>TOTALS (AVG. PER PEN.)</b>	<b>42-387 (9.2)</b>	<b>36-293 (8.1)</b>
<b>AVG-GAME</b>	<b>10.5-96.8</b>	<b>9.0-73.3</b>

# INDIVIDUAL CAREER/SEASON SUPERLATIVES

## SEASON AND CAREER, MOST PASSING YARDS

PLAYER	2018	CAREER	2017	CAREER
Adrian Martinez	323 vs. Purdue	same	57 vs. Colorado (Spielman)	same
Andrew Bunch	177 vs. Troy	same	33 vs. Troy (Morgan)	same
Matt Masker	none	same	none	same

\*-Indicates touchdown pass

## SEASON AND CAREER, MOST RECEIVING YARDS

PLAYER	2018	CAREER	2018	CAREER
Austin Allen	none	same	none	same
Jaylin Bradley	none	31 at Purdue, 2017	none	13 at Purdue, 2017 (Lee)
Greg Bell	6 vs. Troy	same	6 vs. CU, Troy (Bunch, Bunch)	same
Andre Hunt	none	same	none	same
Miles Jones	none	same	none	same
Tyjon Lindsey	16 at Michigan	18 vs. Northern Illinois, 2017	14 at Michigan (Bunch)	14 2x (vs. OSU '17; at Mich. Bunch)
Wyatt Mazour	21 at Michigan	same	21 at Michigan (Bunch)	Same
Stanley Morgan Jr.	75 vs. Colorado	185 at Penn State, 2017	33 vs. Troy (Bunch)	80* vs. Wisconsin, 2017 (Lee)
Devine Ozigbo	28 vs. Purdue	42 at Purdue, 2015	17 vs. CU, Pur (Martinez)	39 vs. Wyoming (2016) (Armstrong)
Kurt Rafdal	26 vs. Troy	same	26 vs. Troy (Martinez)	same
Bryan Reimers	none	22 twice	none	22* twice (both touchdowns)
JD Spielman	135 vs. Purdue	200 vs. Ohio State, 2017	57* vs. Colorado (Martinez)	77* vs. Ohio State, 2017 (Lee)
Jack Stoll	51 vs. Purdue	same	33 vs. Purdue (Martinez)	same
Kade Warner	16 vs. Purdue	same	10 vs. Purdue (Martinez)	same
Maurice Washington	16 vs. Colorado	same	9 vs. Troy (Bunch)	same
Mikale Wilbon	none	28 vs. BYU, 2015	none	14 vs. BYU, 2015 (Armstrong)
Mike Williams	40 vs. Colorado	same	19 vs. Colorado (Martinez)	same
Jaron Woodyard	10 vs. Purdue	Same	10 vs. Purdue (Martinez)	Same
Conor Young	none	31 vs. Ohio State, 2017	none	23 vs. Ohio State, 2017 (Lee)

\*-Indicates touchdown scored

## SEASON AND CAREER, MOST RUSHING YARDS

PLAYER	2018	CAREER	2018	CAREER
Greg Bell	104 vs. Colorado	same	45 vs. Colorado	same
Jaylin Bradley	none	42 at Purdue, 2017	none	20 at Purdue, 2017
Andrew Bunch	23 at Michigan	same	23 at Michigan	same
Caleb Lightbourn	none	4 vs. Wyoming, 2016	none	4 vs. Wyoming, 2016
Tyjon Lindsey	9 vs. Colorado	same	9 vs. Colorado	same
Adrian Martinez	117 vs. Colorado	same	41* vs. Colorado	same
Wyatt Mazour	18 at Michigan	same	17 at Michigan	same
Stanley Morgan Jr.	none	2 vs. Arkansas State, 2017	none	2 vs. Arkansas State, 2017
Devine Ozigbo	170 vs. Purdue	same	35 vs. Purdue	same
JD Spielman	4 vs. Colorado	45 vs. Northwestern, 2017	4 vs. Colorado	40 vs. Northwestern, 2017
Maurice Washington	92 vs. Troy	same	29 vs. Troy	same
Mikale Wilbon	none	90 vs. Northern Illinois, 2017	none	32 at Northwestern, 2016

\*-Indicates touchdown scored

## SEASON AND CAREER, MOST TACKLES, TFLS AND SACKS

PLAYER	TACKLES (2018)	CAREER	TFL (2018)	CAREER	SACKS (2018)	CAREER
Freedom Akinmoladun	4 vs. Colorado	6 at Miami, 2015	2 vs. Colorado	2 four times, vs. Colorado	1.5 vs. Colorado	2.0 twice
Avery Anderson	none	1 three times	none	none	none	none
Mohamed Barry	12 vs. Colorado	same	3 at Michigan	same	1.0 at Michigan	none
Dicaprio Bootle	7 vs. Purdue	same	none	1 vs. Ohio State, 2017	none	none
Tony Butler	none	1 twice	none	none	none	none
Braxton Clark	none	same	none	same	none	same
Damion Daniels	2 vs. Troy	same	none	same	none	same
Alex Davis	none	4 vs. Northwestern, 2017	none	2 vs. Iowa, 2017	none	1.0 at Penn State, 2017
Carlos Davis	2 vs. Troy	6 twice	1 vs. Colorado; Troy	2 at Illinois, 2017	1 vs. Troy	1.0 four times
Khalil Davis	7 vs. Purdue	same	2 vs. Colo.; at Mich	2 4x, last at Michigan, 2018	2.0 vs. Colorado	same
Marquel Dismuke	none	9 vs. Wisconsin, 2017	none	none	none	none
JoJo Domann	1 vs. Colorado	1 five times	none	none	none	none
Tyrin Ferguson	10 vs. Colorado	same	2 vs. Colorado	none	1.0 vs. Colorado	none
Luke Gifford	11 vs. Colorado	same	3 vs. Colorado	same	1.5 vs. Colorado	same
Will Honas	8 vs. Troy	same	1 vs. Troy	same	none	same
Lamar Jackson	3 at Michigan	8 at Purdue, 2017	none	2 vs. Fresno State, 2016	none	1.0 vs. Fresno St., 2016
Eric Lee Jr.	5 vs. Purdue	7 vs. Arkansas St., 2017	none	1 twice	none	1 at Ohio St., 2016
Collin Miller	3 at Michigan	4 at Iowa, 2017	none	none	none	none
DaiShon Neal	2 at Michigan	2 at Michigan	none	none	none	none
Tre Neal	7 vs. Troy	same	1 vs. Troy	same	none	same
Peyton Newell	2 at Michigan	2 2x, last at Michigan 2018	none	none	none	none
Antonio Reed	5 vs. Troy	15 at Minnesota, 2017	none	1 twice	none	none
Mick Stoltenberg	2 at Michigan	7 vs. Northwestern, 2017	none	2 vs. Iowa, 2017	none	1.0 twice
Ben Stille	4 vs. Purdue	4 four times	1 vs. Colo., Pur.	3 at Illinois, 2017	1.0 vs. Colo., Pur	1.0 five times
Jeremiah Stovall	none	1 four times	none	none	none	none
Eli Sullivan	none	2 at Purdue, 2017	none	none	none	none
Caleb Tannor	1 three times	same	none	same	none	same
Cam Taylor	1 three times	same	none	same	none	same
Guy Thomes	1 at Michigan	same	none	same	none	same
Deontre Thomas	2 vs. Purdue	3 three times	none	none	none	none
Aaron Williams	8 vs. Colo., Pur.	12 at Oregon, 2017	none	1 eight times	none	1.0 twice
Jacob Weinmaster	1 vs. Colorado; Troy	2 at Purdue, 2017	none	none	none	none
Deontai Williams	3 vs. Purdue	same	none	same	none	same
Dedrick Young	9 vs. Colorado	14 vs. Ohio State, 2017	2 vs. Colorado	2 3x, last vs. Colorado	none	1.0 twice



# NEBRASKA STATISTICAL HIGHS AND LOWS

NEBRASKA TOTALS	HIGHS	LOWS
Points Scored	28 vs. Colorado; vs. Purdue	10 at Michigan
First Downs	31 vs. Purdue	12 at Michigan
Rushing Attempts	54 vs. Colorado	30 at Michigan
Rushing Yards	329 vs. Colorado	39 at Michigan
Passes Attempted	42 vs. Purdue	24 at Michigan
Passes Completed	25 vs. Purdue	13 at Michigan
Had Intercepted	2 vs. Troy	1 vs. Colorado; at Michigan; vs. Purdue
Passing Yards	323 vs. Purdue	93 at Michigan
Total Plays	83 vs. Colorado	54 at Michigan
Total Yards	582 vs. Purdue	132 at Michigan
Possession Time	32:54 vs. Troy	23:44 vs. Purdue
Fumbles	4 vs. Troy	1 vs. Purdue
Fumbles Lost	2 vs. Colorado	0 vs. Purdue
Turnovers	3 vs. Colorado; vs. Troy	1 vs. Purdue
Turnover Margin	-3 vs. Colorado	-1 vs. Troy; at Michigan; vs. Purdue
Penalties	11 vs. Colorado; vs. Purdue	10 vs. Troy; at Michigan
Yards Penalized	136 vs. Purdue	77 vs. Troy
Sacks By-Yards Lost	7.0-43 vs. Colorado	1.0-9 at Michigan; 1.0-2 vs. Purdue
Team Tackles for Loss-Yards	12-59 vs. Colorado	5-23 at Michigan; 5-19 vs. Purdue

## NEBRASKA INDIVIDUAL OFFENSIVE HIGHS

Most Rushing Attempts	18; Adrian Martinez vs. Purdue
Most Net Rushing Yards	170; Devine Ozigbo vs. Purdue
Most Rushing TDs	2; Adrian Martinez vs. Colorado; Devine Ozigbo vs. Purdue
Longest TD Run	41; Adrian Martinez vs. Colorado
Longest Run, No TD	45; Greg Bell vs. Colorado
Most Pass Attempts	42; Adrian Martinez vs. Purdue
Most Completed Passes	25; Adrian Martinez vs. Purdue
Most Passing Yards	323; Adrian Martinez vs. Purdue
Most Passing TDs	2; Adrian Martinez vs. Purdue
Longest TD Pass	57; Adrian Martinez to JD Spielman vs. Colorado
Longest Pass, No TD	36; Andrew Bunch to Stanley Morgan Jr. vs. Purdue
Most Pass Receptions	10; JD Spielman vs. Purdue
Most Receiving Yards	135; JD Spielman vs. Purdue
Most TD Receptions	2; JD Spielman vs. Purdue
Most Total Offense Attempts	60; Adrian Martinez vs. Purdue (18 rush, 42 passes)
Most Total Offense Yards	414; Adrian Martinez vs. Purdue (91 rush, 323 pass)
Most All-Purpose Attempts	19; Devine Ozigbo vs. Purdue (17 rushes, 2 receptions)
Most All-Purpose Yards	198; Devine Ozigbo vs. Purdue
Most Touchdowns Scored	2; Adrian Martinez vs. Colorado, JD Spielman vs. Purdue; Devine Ozigbo vs. Purdue

## NEBRASKA INDIVIDUAL SPECIAL TEAMS HIGHS

Most Field Goals Attempted	3; Barret Pickering vs. Troy
Most Field Goals Made	2; Barret Pickering vs. Troy
Longest Field Goal Made	35; Barret Pickering at Michigan
Longest Field Goal Attempted	54; Barret Pickering vs. Purdue
Longest Punt Return, TD	none
Longest Punt Return, No TD	3; Tyjon Lindsey at Michigan
Most Punt Return Yardage	3; Tyjon Lindsey at Michigan
Longest Kickoff Return, TD	none
Longest Kickoff Return, No TD	31; JD Spielman vs. Troy
Longest Blocked Punt, TD	none
Longest Blocked Field Goal Return	none
Most Kickoff Return Yardage	70; JD Spielman vs. Troy
Most Punts	9; Caleb Lightbourn at Michigan (44.7 avg)
Highest Punting Average	44.7; Caleb Lightbourn at Michigan (9 punts)
Longest Punt	52; Caleb Lightbourn at Michigan; vs. Purdue
Most Blocked Field Goals	none
Most Blocked Punts	none
Most Blocked PAT	none

## NEBRASKA INDIVIDUAL DEFENSIVE HIGHS

Most Total Tackles	12; Mohamed Barry vs. Colorado (4 solo, 8 asst.)
Most Solo Tackles	7; Mohamed Barry at Michigan (11 tackles)
Most Tackles for Loss	3; Luke Gifford vs. Colorado (13 yards)
Most Yards Lost	16; Khalil Davis vs. Colorado (2 TFL)
Most Quarterback Sacks	16; Khalil Davis vs. Colorado
Most Yards Lost	16; Khalil Davis vs. Colorado (2.0 sacks)
Most Pass Breakups	5; Dicaprio Bootle at Michigan
Most Interceptions	1; Lamar Jackson vs. Troy; Deontai Williams at Michigan
Longest Interception TD Return	none
Longest Interception Return, No TD	0; Lamar Jackson vs. Troy; Deontai Williams at Michigan
Longest Fumble TD Return	none
Longest Fumble Return, No TD	none

## OPPONENT STATISTICAL HIGHS AND LOWS

OPPONENT TOTALS	HIGHS	LOWS
Points Scored	56 at Michigan	24 vs. Troy
First Downs	27 vs. Purdue	12 vs. Troy
Rushing Attempts	45 at Michigan	34 vs. Troy
Rushing Yards	285 at Michigan	44 vs. Colorado
Passes Attempted	50 vs. Colorado	21 vs. Troy
Passes Completed	33 vs. Colorado	14 vs. Troy
Had Intercepted	1 vs. Troy; at Michigan	0 vs. Colorado; vs. Purdue
Passing Yards	351 vs. Colorado	110 vs. Troy
Total Plays	85 vs. Colorado	55 vs. Troy
Total Yards	516 vs. Purdue	253 vs. Troy
Possession Time	36:16 vs. Purdue	27:06 vs. Troy
Fumbles	3 vs. Troy	0 vs. Colorado; vs. Purdue
Fumbles Lost	1 vs. Troy	0 vs. Colorado; at Michigan; vs. Purdue
Turnovers	2 vs. Troy	0 vs. Colorado
Turnover Margin	+3 vs. Colorado	+1 vs. Troy; at Michigan; Purdue
Penalties	10 vs. Troy; Purdue	6 vs. Colorado
Yards Penalized	95 vs. Troy	48 vs. Colorado
Sacks By-Yards Lost	4-39 at Michigan	2.0-12 vs. Colorado; 2-11 vs. Purdue
Team Tackles for Loss-Yards	14-65 at Michigan	3-12 vs. Purdue

### OPPONENT INDIVIDUAL HIGHS

Most Yards Rushing	136; Karan Higdon (Michigan)
Most Rushing Attempts	15; D.J. Knox (Purdue)
Most Yards Passing	351; Steven Montez (Colorado)
Most Passing Attempts	50; Steven Montez (Colorado)
Most Pass Completions	33; Steven Montez (Colorado)
Most Pass Receptions	10; Laviska Shenault (Colorado)
Most Yards Receiving	177; Laviska Shenault (Colorado)

### OPPONENT INDIVIDUAL LONGEST PLAYS

Rush	57; Sawyer Smith (Troy)
Pass	56*; Dylan McCaffrey to Ronnie Bell (Michigan)
Field Goal	50; Quinn Nordin (at Michigan)
Punt Return	60*; Donovan Peoples-Jones (Michigan)
Kickoff Return	29; Rondale Moore (Purdue)
Fumble Return	None
Interception Return	22; Nate Landman (Colorado)
Punt	79; Tyler Sumpter (Troy)

## COLORADO 33, NEBRASKA 28

SCORE BY QUARTERS	1	2	3	4	FINAL
Colorado	14	3	10	6	33
Nebraska	7	14	7	0	28

### SCORING SUMMARY

QTR	TIME	TEAM	SCORE
1st	09:00	COLO	MacIntyre 3 yd pass from Montez (Stefanou kick)
1st	06:47	COLO	Shenault 3 yd run (Stefanou kick)
1st	03:47	NEB	Martinez 41 yd run (Pickering kick)
2nd	10:15	NEB	Ozigbo 8 yd run (Pickering kick)
2nd	02:24	NEB	Martinez 3 yd run (Pickering kick)
2nd	00:28	COLO	Stefanou 40 yd field goal
3rd	10:59	COLO	Stefanou 35 yd field goal
3rd	05:35	NEB	Spielman 57 yd pass from Martinez (Pickering kick)
3rd	01:24	COLO	MacIntyre 8 yd pass from Montez (Stefanou kick)
4th	01:06	COLO	Shenault 40 yd pass from Montez (pass failed)

**Lincoln (Sept. 8)** - Steven Montez's touchdown pass with 1:06 remaining gave Colorado a 33-28 win over Nebraska, spoiling the debut of Husker Head Coach Scott Frost.

The Huskers, who overcame an early 14-0 deficit, led 28-27 before Montez drove CU 77 yards for the winning score. A costly personal foul on NU on 3rd-and-24 kept the drive alive before Montez hit Laviska Shenault on a 40-yard strike for the winning score.

The Huskers who were hurt by 11 penalties and three turnovers, still had an opportunity as backup quarterback Andrew Bunch drove NU to the Colorado 21 in the final minute but were unable to score in the final seconds.

Nebraska put up 565 total yards on Colorado, including 329 rushing yards, as quarterback Adrian Martinez (117) and Greg Bell (104) both reached the century mark, the first time NU had two 100-yard rushers since 2014. Martinez added 187 yards on 15-of-20 passing in his collegiate debut before leaving the game with an injury.

The Blackshirts held CU to just 44 rushing yards, while recording seven sacks of Montez - the most by the Nebraska defense in five seasons. But Montez answered with 351 yards on 33-of-50 passing with three scores, two touchdown passes to Jay MacIntyre and the game-winner to Shenault, who had 177 receiving yards.

Trailing 14-0 after a pair of turnovers, Martinez put the Big Red on the board, sprinting 41 yards to paydirt on Nebraska's next drive to cap an eight-play, 75-yard march to pull the Huskers within 14-7. The Huskers tied the score going 52 yards in seven plays, as Devine Ozigbo scored from eight yards out. The senior had 25 of the 52 yards on the drive for the Huskers.

Martinez gave the Huskers their first lead, scoring from three yards with 2:24 left in the half. That capped an eight-play, 79-yard march for the Big Red. Martinez also completed 9-of-11 first-half passes for 86 yards.

In the second quarter, the Huskers outgained Colorado 140-36, including 105-(-12) on the ground, to carry a 329-139 edge in total yards for the half despite managing just a 21-17 halftime lead.

After Colorado kicked a second field goal to pull within 21-20, Martinez found JD Spielman on a 57-yard strike to put the Big Red up 28-20 with 5:35 left in the third quarter.

The Buffaloes came right back on their next drive as Montez found MacIntyre on an 8-yard pass to put the visitors within one with 1:24 left in the third quarter.

### TEAM STATISTICS

	COLO	NEB
FIRST DOWNS	26	25
RUSHES-YARDS (NET)	35-44	54-329
PASSING YDS (NET)	351	236
Passes Att-Comp-Int	50-33-0	29-19-1
TOTAL OFFENSE PLAYS-YARDS	85-395	83-565
Fumble Returns-Yards	0-0	0-0
Punt Returns-Yards	2-10	3--2
Kickoff Returns-Yards	2-51	3-45
Interception Returns-Yards	1-22	0-0
Punts (Number-Avg)	5-43.4	3-42.7
Fumbles-Lost	0-0	3-2
Penalties-Yards	8-46	11-95
Possession Time	30:15	29:45
Third-Down Conversions	6 of 18	5 of 13
Fourth-Down Conversions	2 of 3	0 of 3
Red-Zone Scores-Chances	4-5	2-3
Sacks By: Number-Yards	2-12	7-43

**RUSHING: COLO-** Kyle Evans 12-25; Travon McMillian 8-25; Laviska Shenault 2-5; K.D. Nixon, 2--4; Steven Montez 11--7. **NEB-**Adrian Martinez 15-117; Greg Bell 13-104; Devine Ozigbo 14-60; Maurice Washington 8-34; Tyjon Lindsey 2-9; JD Spielman 1-4; Andrew Bunch 1-1

**PASSING: COLO-** Steven Montez 33-50-0-351-3 **NEB-**Adrian Martinez 15-20-1-187-1; Andrew Bunch 4-9-0-49-0

**RECEIVING: COLO-** Laviska Shenault 10-177; Jay MacIntyre 8-45; Juwann Winfree 5-48; K. D. Nixon 5-39; Tony Brown 2-28; Travon McMillian 2-5; Kyle Evans 1-9. **NEB-**Stanley Morgan Jr. 5-75; JD Spielman 3-67; Mike Williams 3-40; Devine Ozigbo 2-17; Maurice Washington 2-16; Greg Bell 2-3; Kurt Rafdal 1-14; Jack Stoll 1-4.

**INTERCEPTIONS: COLO-** Nate Landman, 1-22. **NEB-**None

**FUMBLES: COLO-**None. **NEB-**Adrian Martinez 2-1; Greg Bell 1-1.

**TACKLES: COLO-**Nate Landman 8-5. **NEB-**Mohamed Barry 4-8

## TROY 24, NEBRASKA 19

SCORE BY QUARTERS	1	2	3	4	FINAL
Troy	3	14	0	7	24
Nebraska	0	7	6	6	19

### SCORING SUMMARY

QTR	TIME	TEAM	SCORE
1st	07:24	TROY	Sumpter 37 yd field goal
2nd	12:17	TROY	Rookard 58 yd punt return (Sumpter kick)
2nd	05:12	TROY	Smith, B 9 yd run (Sumpter kick)
2nd	03:02	NEB	Morgan 9 yd pass from Bunch (Pickering kick)
3rd	10:25	NEB	Pickering 23 yd field goal
3rd	03:02	NEB	Pickering 32 yd field goal
4th	06:45	TROY	Smith, B 26 yd run (Sumpter kick)
4th	02:55	NEB	Spielman 7 yd pass from Bunch (pass failed)

**Lincoln (Sept. 15)** - For the second straight week Nebraska out-yarded its opponent but could not overcome early turnovers in a 24-19 loss to Troy.

Nebraska managed 364 total yards with sophomore Andrew Bunch playing from start to finish at quarterback for the Big Red. Bunch completed 19-of-27 passes for 177 yards with two touchdowns, but he also threw a pair of interceptions.

As a team, the Huskers out-gained the Trojans 187-143 on the ground, but three first-half turnovers by Nebraska and a 58-yard punt return for a touchdown by Troy's Cedarius Rookard helped the visitors jump out to a 17-0 lead.

Maurice Washington led the Husker rushing attack with 92 yards on 14 carries, while Greg Bell added 68 yards on 14 totes.

The Huskers also won the time of possession battle (32:54-27:06), but several big plays in the punting game sparked the Trojans. Not only did Rookard's return for touchdown help Troy, Tyler Sumpter's 79-yard punt after the Trojans' opening offensive possession of the game and two other long punts helped Troy maintain a field position edge.

The Huskers got on the board right before halftime, as Bunch connected with Stanley Morgan Jr. on an eight-yard strike to pull NU within 17-7.

Nebraska got a special teams' break on its first possession of the half, as Rookard fumbled the ball before Cam Taylor recovered at the Troy 6-yard line. But the Huskers settled for Barret Pickering's first career field goal from 23 yards out to cut the margin to 17-10 with 10:25 left in the third quarter.

The Huskers appeared to have tied the score momentarily on a touchdown catch by JD Spielman, but a costly penalty wiped away the touchdown before Pickering's 32-yard field goal cut Troy's lead to 17-13 with 3:02 left in the third.

For the game, Nebraska was flagged 10 times for 77 yards, while Troy also committed 10 penalties for 95 yards.

Troy then mounted its only sustained drive of the second half, marching 62 yards in 10 plays over 4:34 to go up 24-13 with 6:45 left in the contest.

However the Huskers refused to quit, as Bunch and the Big Red answered with an 11-play, 75-yard drive capped by Spielman's touchdown catch.

The Blackshirts then forced a 3-and-out by Troy on the ensuing drive to give the ball back to Bunch and the offense at the NU 27 with 2:31 left in the game. But Nebraska's chance to complete the comeback was short-lived, as Bunch was intercepted by Will Sunderland, ending NU's comeback hopes.

Quarterback Kaleb Barker led the Trojans by completing 14-of-21 passes for 110 yards, while B.J. Smith provided the biggest plays for the Troy offense with 11 carries for 70 yards, including a pair of touchdowns.

### TEAM STATISTICS

	TROY	NEB
FIRST DOWNS	12	22
RUSHES-YARDS (NET)	34-143	48-187
PASSING YDS (NET)	110	177
Passes Att-Comp-Int	21-14-1	27-19-2
TOTAL OFFENSE PLAYS-YARDS	55-253	75-364
Fumble Returns-Yards	0-0	0-0
Punt Returns-Yards	3-65	0-0
Kickoff Returns-Yards	1-13	3-70
Interception Returns-Yards	2-10	1-0
Punts (Number-Avg)	5-53.8	5-41.6
Fumbles-Lost	3-1	4-1
Penalties-Yards	10-95	10-77
Possession Time	27:06	32:54
Third-Down Conversions	4 of 12	5 of 15
Fourth-Down Conversions	0 of 1	1 of 1
Red-Zone Scores-Chances	2-2	4-5
Sacks By: Number-Yards	3-23	3-19

**RUSHING: TROY-** B.J. Smith 11-70; Sawyer Smith 4-60; Jabir Daughtry-Frye 6-15; Kaleb Barker 8-12; Deondre Douglas 1--2; **TEAM** 4--12. **NEB-**Maurice Washington 14-92; Greg Bell 14-64; Devine Ozigbo 9-25; Andrew Bunch 10-5; JD Spielman 1-1.

**PASSING: TROY-** Kaleb Barker 14-21-1-110-0 **NEB-**Andrew Bunch 19-27-2-177-2

**RECEIVING: TROY-** Tray Eafford 4-33; Deondre Douglas 4-6; Sidney Davis 3-21; Jabir Daughtry-Frye 2-11; Damion Willis 1-39. **NEB-**JD Spielman 6-45; Stanley Morgan Jr. 5-64; Maurice Washington 3-14; Kurt Rafdal 1-26; Jack Stoll 1-9; Devine Ozigbo 1-7; Tyjon Lindsey 1-6; Greg Bell 1-6.

**INTERCEPTIONS: TROY-** Tyler Murray 1-6; Will Sunderland 1-4. **NEB-**Lamar Jackson 1-0

**FUMBLES: TROY-**TEAM 2-0; Cedarius Rookard 1-1 **NEB-**Andrew Bunch 3-0; Jack Stoll 1-1.

**TACKLES: TROY-**Tron Folsom 8-6. **NEB-**Will Honas 3-5.

## NO. 19 MICHIGAN 56, NEBRASKA 10

SCORE BY QUARTERS	1	2	3	4	FINAL
Nebraska	0	0	3	7	10
Michigan	20	19	10	7	56

### SCORING SUMMARY

QTR	TIME	TEAM	SCORE
1st	MICH 10:27		Mason 1 yd run (Nordin kick)
1st	MICH 08:58		Higdon 44 yd run (Nordin kick)
1st	MICH 03:09		Mason 4 yd run (kick failed)
2nd	MICH 14:11		Nordin 50 yd field goal
2nd	MICH 08:20		Gentry 5 yd pass from Patterson (Nordin kick)
2nd	MICH 05:25		Mason 1 yd run (Nordin kick)
2nd	MICH 04:03		TEAM safety
3rd	MICH 09:01		Peoples-Jones 60 yd punt return (Nordin kick)
3rd	NEB 05:23		Pickering 35 yd field goal
3rd	MICH 00:58		Nordin 38 yd field goal
4th	MICH 14:21		Bell 56 yd pass from McCaffrey (Nordin kick)
4th	NEB 04:14		Mazour 3 yd run (Pickering kick)

**Ann Arbor, Mich. (Sept. 22)** - Wyatt Mazour scored his first career touchdown in the fourth quarter and Barret Pickering added a field goal to account for Nebraska's scoring in a 56-10 setback at No. 19 Michigan.

The Wolverines (3-1, 1-0 Big Ten) scored early and often, building a 20-0 lead at the end of the first quarter that grew to 39-0 at the half. NU quarterback Adrian Martinez gave way to Andrew Bunch in the second half. Bunch led the Big Red on a pair of scoring drives, the first resulting in Pickering's 35-yard field goal with 5:23 left in the third quarter.

Nebraska's final scoring drive of the day was a seven-play, 80-yard drive that featured a 17-yard run and a 21-yard reception for Mazour that set up his three-yard touchdown blast with 4:14 left. NU's touchdown drive was preceded by a spectacular interception from Deontai Williams that gave the Big Red (0-3, 0-1 Big Ten) their lone turnover of the game.

Junior linebacker Mohamed Barry led the defense with 11 tackles, including a career-high three tackles for loss and his first career sack. Dicaprio Bootle added a career-best five breakups on the day.

For the game, Nebraska managed just 132 total yards, with 93 coming on 13-of-24 passing. The Huskers managed just 39 yards rushing on the afternoon. Stanley Morgan Jr. provided a bright spot for the Big Red offense by hauling in three receptions for 61 yards. JD Spielman led the Huskers with four receptions but totaled just five yards, while Tyjon Lindsey added two catches for 16 yards.

While the Nebraska offense struggled to find room to roam against the Wolverines, Michigan marched throughout the first half and finished with 491 yards of total offense, including 285 on the ground. Karan Higdon led the way for the Wolverine rushing attack with 136 yards on just 12 carries with one score. Fullback Ben Mason carried six times for 18 yards with three short touchdowns.

Quarterback Shea Patterson completed 15-of-22 passes for 120 yards for Michigan, before giving way to back-up quarterbacks Dylan McCaffrey and Brandon Peters in the second half.

### TEAM STATISTICS

	NEB	MICH
FIRST DOWNS	12	22
RUSHES-YARDS (NET)	30-39	45-285
PASSING YDS (NET)	93	206
Passes Att-Comp-Int	24-13-1	31-18-1
TOTAL OFFENSE PLAYS-YARDS	54-132	76-491
Fumble Returns-Yards	0-0	0-0
Punt Returns-Yards	2-3	4-84
Kickoff Returns-Yards	3-56	2-27
Interception Returns-Yards	1-0	1-0
Punts (Number-Avg)	9-44.7	3-59.3
Fumbles-Lost	1-1	2-0
Penalties-Yards	10-79	8-77
Possession Time	24:31	35:29
Third-Down Conversions	3 of 13	7 of 15
Fourth-Down Conversions	0 of 0	1 of 2
Red-Zone Scores-Chances	2-2	5-6
Sacks By: Number-Yards	1-9	4-39

**RUSHING:** MICH-Karan Higdon 12-136; Christian Turner 10-55; Tru Wilson 6-43; O'Maury Samuels 6-23; Dylan McCaffrey 2-23; Ben Mason 6-18; TEAM 2-4; Shea Patterson 1--9. **NEB**-Andrew Bunch 3-23; Wyatt Mazour 5-18; Devine Ozigbo 6-5; Greg Bell 6-3; Maurice Washington 3-2; Adrian Martinez 7-12

**PASSING:** MICH-Shea Patterson 15-22-0-120-1; Dylan McCaffrey 3-8-0-86-1; Brandon Peters 0-1-1-0-0. **NEB**-Adrian Martinez 7-15-1-22-0 Andrew Bunch 6-9-0-71-0

**RECEIVING:** MICH-Grant Perry 4-5; Zach Gentry 3-32; Sean McKeon 2-29; Nico Collins 2-28; Ronnie Bell 1-56; Jacob McCurry 1-15; Oliver Martin 1-15; Donovan Peoples-Jones 1-10; Tru Wilson 1-9; Karan Higdon 1-7; O'Maury Samuels 1-0. **NEB**-JD Spielman 4-5; Stanley Morgan Jr. 3-61; Tyjon Lindsey 2-16; Wyatt Mazour 1-21; Devine Ozigbo 1-5; Maurice Washington 1-4; Adrian Martinez 1-11

**INTERCEPTIONS:** MICH-Josh Metellus 1-0. **NEB**-Deontai Williams 1-0

**FUMBLES:** MICH-Team 1-0; O'Maury Samuels 1-0. **NEB**-Tyjon Lindsey 1-1

**TACKLES:** MICH-Devin Bush 6-0. **NEB**-Mohamed Barry 7-4

## PURDUE 42, NEBRASKA 28

SCORE BY QUARTERS	1	2	3	4	FINAL
Purdue	10	10	15	7	42
Nebraska	7	0	14	7	28

### SCORING SUMMARY

QTR	TIME	TEAM	SCORE
1st	NEB 11:20		Ozigbo 18 yd run (Pickering kick)
1st	PUR 07:57		Knox 42 yd run (Evans kick)
1st	PUR 03:40		Evans 31 yd field goal
2nd	PUR 12:51		Blough 1 yd run (Evans kick)
2nd	PUR 00:30		Evans 25 yd field goal
3rd	PUR 08:25		Hopkins 12 yd pass from Blough (Evans kick)
3rd	NEB 06:18		Spielman 21 yd pass from Martinez (Pickering kick)
3rd	PUR 03:24		Knox 6 yd run (Knox pass from Blough)
3rd	NEB 02:32		Spielman 21 yd pass from Martinez (Pickering kick)
4th	PUR 14:56		Jones 6 yd run (Evans kick)
4th	NEB 13:04		Ozigbo 23 yd run (Pickering kick)

**Lincoln (Sept. 29)** - Devine Ozigbo rushed for a career-high 170 yards on 17 carries with two touchdowns and Adrian Martinez put up his first career 300-yard passing game, but the Huskers fell to Purdue, 42-28.

Martinez accounted for 414 yards of total offense (323 passing, 91 rushing), as Nebraska racked up a season-high 582 yards of total offense as a team, outdistancing the Boilermakers' high-powered offense 582-516. He completed 25-of-42 passes with two touchdowns. In addition to the big days for Martinez and Ozigbo, JD Spielman hauled in 10 catches for 135 yards and a pair of 21-yard touchdown receptions.

David Blough led Purdue, completing 25-of-42 passes for 328 yards and one touchdown. Brycen Hopkins paced the Boilermakers with five catches for 103 yards, while Rondale Moore added eight grabs for 85 yards. D.J. Knox led the Purdue ground game with 87 yards and two touchdowns on 15 carries.

Nebraska started fast, winning the coin toss and marching 75 yards on 10 plays after the opening kickoff capped by Ozigbo's 18-yard TD run. Purdue answered quickly, going 71 yards on six plays, including a 42-yard touchdown run by Knox to tie the game. After NU's drive stalled, Purdue went 45 yards on five plays before Spencer Evans' 31-yard field goal gave Purdue a 10-7 lead.

Purdue extended the lead to 20-7 with 10 more points in the second quarter while silencing the Husker offense. The Boilermakers extended the margin to 27-7 early in the third quarter before Nebraska rallied.

After a 21-yard return by Wyatt Mazour and a penalty gave NU the ball at its 47, the Huskers went 53 yards in six plays, as Martinez found Spielman on a 21-yard TD pass to cut the margin to 27-14. But the Boilermakers responded with a 90-yard touchdown drive in eight plays that concluded with Knox's second touchdown run of the day - this time from six yards out - to push Purdue's lead back to 34-14.

The Big Red offense refused to quick. NU marched down the field, going 69 yards in three plays. Martinez hooked up with Spielman for another 21-yard touchdown pass to make it 35-21.

Nebraska's defense was in position to stop Purdue on the ensuing drive, forcing a 3rd-and-20 by the Boilermakers near midfield. But Purdue picked up a conversion after a costly Husker penalty. Purdue scored three plays later to make it 42-21.

Martinez and the offense kept attacking, flying 75 yards in just seven plays, capped by Ozigbo's second scoring run of the day, this time from 23 yards out to pull the Big Red within 42-28.

In the last 12 minutes, the Blackshirts produced four straight stops, but Martinez and the offense were unable to slice into the 14-point deficit.

### TEAM STATISTICS

	PUR	NEB
FIRST DOWNS	27	31
RUSHES-YARDS (NET)	37-188	39-259
PASSING YDS (NET)	328	323
Passes Att-Comp-Int	42-25-0	42-25-1
TOTAL OFFENSE PLAYS-YARDS	79-516	81-582
Fumble Returns-Yards	0-0	0-0
Punt Returns-Yards	1-6	1-0
Kickoff Returns-Yards	3-68	5-85
Interception Returns-Yards	1-7	0-0
Punts (Number-Avg)	7-41.3	5-40.2
Fumbles-Lost	0-0	1-0
Penalties-Yards	10-75	11-136
Possession Time	36:16	23:44
Third-Down Conversions	7 of 16	4 of 12
Fourth-Down Conversions	0 of 0	0 of 3
Red-Zone Scores-Chances	6-6	1-1
Sacks By: Number-Yards	2-11	1-2

**RUSHING:** PUR- D.J. Knox 15-87; Markell Jones 14-59; David Blough 7-38; Rondale Moore 1-4. **NEB**- Devine Ozigbo 17-170; Adrian Martinez 18-91; JD Spielman 1-3; Greg Bell 2-2; TEAM 1-minus 7

**PASSING:** PUR- David Blough 25-42-0-328-1 **NEB**-Adrian Martinez 25-42-1-323-2

**RECEIVING:** PUR- Rondale Moore 8-85; Brycen Hopkins 5-103; Isaac Zico 3-71 Jared Sparks 3-14; Alexander Horvath 2-28; D.J. Knox 2-21; Jackson Anthrop 2-6. **NEB**-JD Spielman 10-135; Stanley Morgan Jr. 4-69; Jack Stoll 4-51; Devine Ozigbo 2-28; Kade Warner 2-16; Jaron Woodyard 1-10; Kurt Rafdal 1-9; Greg Bell 1-5

**INTERCEPTIONS:** PUR- Simeon Smiley 1-7. **NEB**-None

**FUMBLES:** PUR-None. **NEB**-Team 1-0.

**TACKLES:** PUR-Navon Mosley 6-8. **NEB**-Mohamed Barry 5-6