

# NEBRASKA

## 2018 FOOTBALL GAME NOTES



### NEBRASKA (2-6, 1-4) AT OHIO STATE (7-1, 4-1)

SATURDAY, NOV. 3, 2018 • 11 A.M. CT/NOON ET • COLUMBUS, OHIO  
OHIO STADIUM • CAPACITY: 104,944 • SURFACE: FIELDTURF



### THIS WEEK'S MATCHUP

Nebraska returns to Big Ten action on Saturday with a difficult road test at eighth-ranked and defending Big Ten champion Ohio State. The matchup between two of college football's top all-time programs will kick off shortly after Noon ET (11 a.m. CT) in Columbus. The game will be televised on FOX and can be heard on the IMG Husker Sports Network.

Nebraska enters the game at 2-6 overall and 1-4 in Big Ten play, following a 45-9 non-conference victory over Bethune-Cookman on Saturday in Lincoln. Nebraska used a fast start to pick up its second straight victory at Memorial Stadium. The Huskers opened a 28-3 edge after the first quarter, scoring on their first three offensive possessions, and led 38-3 at halftime. .

Ohio State comes into the game with a 7-1 overall record, including a 4-1 mark in Big Ten Conference play, and did not play last weekend. Ohio State rose to No. 8 in both national polls this week. OSU was ranked among the top five in the nation each week before a loss at Purdue on Oct. 20. Ohio State features one of the nation's most explosive offensive attacks, averaging 555.5 yards and 43.0 points per game, with both figures leading the Big Ten.

Saturday's game at Ohio State will mark the Huskers' third Big Ten road game of the season against a ranked opponent

### THIS WEEK'S NUMBERS

1800

Nebraska and Ohio State have combined for 1,800 all-time victories entering Saturday's matchup. Ohio State is second all-time with 905 victories, while Nebraska's 895 wins ranks fifth in college football history.

50

Nebraska sophomore receiver JD Spielman is just the third player in school history with a pair of 50-catch seasons, including 53 receptions in 2018. Senior Stanley Morgan Jr. could join the group with six receptions on Saturday against Ohio State.

1

Devine Ozigbo has carried the ball 67 times in the past five games for a total of 620 yards. Ozigbo has been stopped for a loss on just one of the 67 carries in those five games. Ozigbo is averaging 124.0 yards per game and 9.3 yards per carry while starting the past five games.

### 2018 NEBRASKA FOOTBALL SCHEDULE

Sept. 1	Akron	canceled	FOX	Storms push back opening of '18 season
Sept. 8	Colorado	L, 33-28	ABC	NU rushes for 329 yards, 565 total offense
Sept. 15	Troy	L, 24-19	BTN	Husker defense limits Troy to 243 yards
Sept. 22	@ #19 Michigan	L, 56-10	FS1	NU falls in Frost's Big Ten debut
Sept. 29	Purdue	L, 42-28	BTN	Ozigbo career-high 170 yards rushing
Oct. 6	@ #16 Wisconsin	L, 41-24	BTN	Martinez 441 total off; Spielman 209 receiving
Oct. 13	@ Northwestern	L, 34-31 (OT)	ABC	Ozigbo 159 rushing yards; Gifford 4 TFL
Oct. 20	Minnesota	W, 53-28	BTN	Huskers rush for 383; 3 runners top 100
Oct. 27	Bethune-Cookman	W, 45-9	BTN	NU scores on 5 of 6 first-half possessions
Nov. 3	@ #8 Ohio State	11 a.m.	FOX	Ohio State leads, 5-1
Nov. 10	Illinois	TBA	TBA	Nebraska leads, 11-3-1
Nov. 17	Michigan State	TBA	TBA	Nebraska leads, 8-2
Nov. 23	@ Iowa	11 a.m.	FOX	Nebraska leads, 29-16-3

All times Central

### THE TEAMS



- 2018 Record: 2-6, 1-4
- Last Game: def. Beth-Cook., 45-9
- AP/Coaches Rank: NR



- 2018 Record: 7-1, 4-1
- Last Game: lost to Purdue, 49-20
- AP/Coaches Rank: 8/8

### THE COACHES



#### Scott Frost

- 1st Season at Nebraska
- 2-6 Nebraska Record
- 3rd Career Season
- 21-13 Career Record
- 1st Meeting with Ohio State



#### Urban Meyer

- 7th year at Ohio State
- 77-9 Ohio State Record
- 17th Career Season
- 181-32 Career Record
- 3-0 vs. Nebraska

### THE SERIES

- All-Time Series: Ohio State leads, 5-1
- In Columbus: Ohio State leads, 4-0
- Last Meeting: OSU, 56-14 (10/14/17)
- Win Streak: Ohio State, three games

### TV INFORMATION



#### FOX

- Play-by-Play: Joe Davis
- Analyst: Brady Quinn
- Sidelines: Bruce Feldman

### RADIO INFORMATION



- Play-by-Play: Greg Sharpe
- Analysis: Matt Davison
- Sidelines: Ben McLaughlin
- XM Simulcast: 196
- Sirius Simulcast: 108
- National Radio: Sports USA Radio Network

### ONLINE/MOBILE RADIO

- Huskers.com (free)
- Official Nebraska Huskers App (free)
- TuneIn.com (free)
- Tunein App (free)

## NEBRASKA COMMUNICATIONS

One Memorial Stadium  
P.O. Box 880123  
Lincoln, NE 68588-0123  
(402) 472-2263  
sportsinfo@huskers.com

Shipping Address: 600 Stadium Drive

### FOOTBALL CONTACTS

Credential Requests..... Huskers.com/Media

Assistant A.D./Communications... Keith Mann

Phone.....402-472-0237

E-Mail.....kmann@huskers.com

Sr. Assoc. Comm. Director . Shamus McKnight

Phone.....402-472-7772

E-Mail.....smcknight@huskers.com

Associate Director..... Matt Smith

Phone.....402-472-7780

E-Mail.....msmith@huskers.com

Admin. Associate (Credentials) .. Vicki Capazo

Phone.....402-472-2263

E-Mail.....vcapazo@huskers.com

Huskers.com • @Huskers

### GENERAL MEDIA POLICIES

All player and coach interviews must be arranged at least one day in advance through the Nebraska Communications Office. Contact Keith Mann, Shamus McKnight, Matt Smith or Erica Nett. All post-practice interviews will be conducted at the practice site. Interviews will not be conducted in the weight room, Student Life Complex, training room, hallways or the tunnel leading from the locker room to the field. The Nebraska locker room, training room and football office meeting rooms are **OFF-LIMITS** to the media. When arriving for post-practice interviews, media should come to the Hawks Championship Center, or outside Memorial Stadium as instructed.

Requested players are available (depending on class schedules) at the Monday press conferences (11:30 a.m.-1 p.m.) and after practice on the field on Tuesday and Wednesday. Student-athlete cell phone numbers will **NOT** be given to the media, and media should not contact or message student-athletes directly through social media platforms.

**PRACTICES ARE CLOSED** to the media and to the general public during the season.

After all games, Nebraska's **LOCKER ROOM IS CLOSED**. Head Coach Scott Frost and requested players will be brought to the postgame interview room after a 10-minute cooling off period. At home, the postgame interview room is located in the strength complex of the Osborne Athletic Complex. Media are asked to wait to set up equipment until the conclusion of halftime. On the road, Coach Frost and requested players will be brought to the designated interview area. Please note, **NO INTERVIEWS** will be conducted on the field as the players are returning to the locker room.

## NEBRASKA MEDIA INFORMATION & POLICIES

### COACH AND PLAYER AVAILABILITY

#### MONDAY

##### Nebraska Weekly Press Conference

Selected players will be available in the West Stadium Level 6 at Memorial Stadium at 11:30 a.m. CT. The press conference will be available free at Huskers.com. Coach Frost will follow the players and conclude the press conference beginning at 12:30 p.m. CT.

#### TUESDAY

Defensive assistant coaches and requested players will be available following practice.

##### Big Ten Teleconference (Scott Frost - 11:24 a.m. CT)

To participate on the teleconference, media members should call 1-866-392-7674. Contact the Big Ten Conference Office for the weekly passcode. The calls will be available for playback approximately two hours after each conference at [www.bigten.org](http://www.bigten.org).

- 11:00 a.m. – Chris Ash, Rutgers
- 11:08 a.m. – Jim Harbaugh, Michigan
- 11:16 a.m. – Paul Chryst, Wisconsin
- **11:24 A.M. – SCOTT FROST, NEBRASKA**
- 11:32 a.m. – Mark Dantonio, Michigan State
- 11:40 a.m. – Kirk Ferentz, Iowa
- 11:48 a.m. – P.J. Fleck, Minnesota
- 11:56 a.m. – Pat Fitzgerald, Northwestern
- 12:04 p.m. – Lovie Smith, Illinois
- 12:12 p.m. – Matt Canada, Maryland
- 12:20 p.m. – Jeff Brohm, Purdue
- 12:28 p.m. – James Franklin, Penn State
- 12:36 p.m. – Urban Meyer, Ohio State
- 12:44 p.m. – Tom Allen, Indiana

#### WEDNESDAY

Offensive assistant coaches and a limited number of requested players will be available after practice.

#### THURSDAY

Coach Frost will available after practice.

#### FRIDAY

No Media Availability.

### FROST PHONE INTERVIEWS

Media wishing to try to arrange a phone interview may contact Keith Mann for availability. Please contact the Communications Office as far in advance as possible.

### PLAYER PHONE INTERVIEWS

Out-of-town media requesting phone interviews with players should contact Keith Mann or Shamus McKnight with those requests, preferably on Sundays, but no later than 10 a.m. CT on Monday of game week. Other than rare exceptions, these interviews will take place only during the Monday press conference window or the Tuesday or Wednesday post-practice player availability.

### NEBRASKA FOOTBALL HEAD SHOTS

Action photos and/or a flash drive of Nebraska head shots may be obtained by calling or e-mailing the Nebraska Communications Office.

### HUSKERS.COM

Huskers.com is the official site of Nebraska Athletics and includes updated stats, game notes, depth chart and extensive quotes and audio and video clips from Nebraska's Monday press conference, including Coach Frost and selected players in the afternoon.

### CREDENTIALS

Media may make credential requests for home games on-line at [Huskers.com/media](http://Huskers.com/media). Follow the steps on the web site to complete the application. You will receive an e-mail confirming your application, and approval/denial e-mail. Contact Vicki Capazo at (402) 472-2263

with questions. Once again this season, photo ID will be required to gain access to the stadium on game day and the name on your photo ID and credential must match. Single-game credentials will not be mailed and must be picked up on game day at media will call. Single-game parking passes will be mailed to media.

### TELECONFERENCE/SATELLITE FEED/FTP

For video of Nebraska's press conferences contact the Communications Office. All of Coach Frost's press conferences are available live on Huskers.com. Several players will precede Frost at the press conference.

### MEDIA GUIDE AND ON-LINE

PDF versions of the 2018 Nebraska media guide and all-sport record book are available on Huskers.com. Please go to the "Football" page and click on "Media Guide" link under the "More" tab on the menu bar.

### THE BANK OF THE WEST NEBRASKA FOOTBALL SHOW

The Nebraska Football television show will air on several affiliates throughout the 2018 season. The stations and times are as follows:

- KOLN/KGIN-Lincoln (Sunday, 10:35 p.m.)
- KNPL-North Platte (Sunday, 10:35 p.m.)
- KMTV-Omaha (Sunday, 11 p.m.)
- Fox Sports Midwest-Monday, 1 p.m.

### The N-Side Nebraska

show will follow the half-hour football show and feature all 24 of Nebraska's sports, including football during the fall.

### IMG HUSKER SPORTS RADIO NETWORK

The Husker IMG Sports Network will continue the strong tradition of broadcasting excellence in 2018, as it brings NU football to fans across the nation and the world.

### In the state of Nebraska

KXSP (590 AM and KEZO (92.3 FM) serve as the Omaha affiliates. KLIN (1400 AM) along with KFGE (98.1 FM) remain the Lincoln affiliates, while KRVN (880 AM) is a powerful central Nebraska affiliate that reaches around the state. All radio broadcasts are available live on Huskers.com, the Official Husker App, TuneIn.com, the TuneIn Radio App and SiriusXM Satellite Radio.

### 2018 NEBRASKA STATIONS

- Ainsworth, KBRB-AM: 1400
- Alliance, KCOW-AM: 1400
- Beatrice, KWBE-AM: 1450
- Broken Bow, KBBN-FM: 95.3
- Chadron, KCSR-AM: 610
- Columbus, KJSK-AM: 900
- Columbus, KLIR-FM: 101.1
- Cozad, KAMI-AM: 1580
- Fairbury, KGMT-AM: 1310
- Fairbury, KUTT-FM: 99.5
- Falls City, KTNC-AM: 1230
- Fremont, KFMT-FM: 105.5
- Grand Island, KRGI-AM: 1430
- Grand Island, KRGY-FM: 97.3
- Hastings, KHAS-AM: 1230
- Hastings, KLIQ-FM: 94.5
- Hiawatha, KS, KLZA-FM: 101.3
- Holdrege, KUVR-AM: 1380
- Holdrege, KQKY-FM: 97.7
- Imperial, KADL-FM: 102.9
- Kearney, KGFV-AM: 1340
- Kearney, KQKY-FM: 105.9
- Lexington, KRVN-AM: 880
- Lincoln, KLIN-AM: 1400
- Lincoln, KFGE-FM: 98.1
- McCook, KSWN-FM: 93.9
- McCook, KZMC-FM: 102.1
- Nebraska City, KNCY-AM: 1600
- Nebraska City, KBIE-FM: 103.1
- Norfolk, KNEN-FM: 94.7
- North Platte, KODY-AM: 1240
- Ogallala, KZTL-FM: 93.5
- Omaha, KXSP-AM: 590
- Omaha, KEZO-FM (Z-92): 92.3
- Rapid City, SD, KTOQ-AM: 1340
- Scottsbluff, KNEB-AM: 960
- Scottsbluff, KNEB-FM: 94.1
- Sidney, KSID-AM: 1340
- Sidney, KSID-FM: 98.7
- Sioux City, IA KSEZ-FM: 97.9
- Sioux Falls, SD KSOO-FM: 99.1
- Superior, KRFS-AM: 1600
- Superior, KRFS-FM: 103.9
- Valentine, KVSH-AM: 840
- West Point, KTIC-AM: 940
- West Point, KTIC-FM: 98.3
- Yankton, SD KKYA-FM: 93.1
- York, KAWL-AM: 1370
- Winner, SD, KWYR-AM: 1260

## WEEKLY MEDIA CALENDAR: NEBRASKA AT OHIO STATE (OCT. 29-NOV. 3)

MONDAY, OCT. 29	TUESDAY, OCT. 30	WEDNESDAY, OCT. 31	THURSDAY, NOV. 1	FRIDAY, NOV. 2	SATURDAY, NOV. 3
<b>PRACTICE</b> 8:45 a.m.-10:30 a.m.  <b>NO MEDIA ACCESS</b>	<b>PRACTICE</b> 8:50 a.m. - 10:50 a.m.  <i>Available after practice:</i> • Defensive Coaches • Requested Players	<b>PRACTICE</b> 8:25 - 10:25 a.m.  <i>Available after practice:</i> • Offensive Coaches • Requested Players	<b>PRACTICE</b> 9:10 - 10:45 a.m.  <i>Available after practice:</i> • Coach Frost	<b>PRACTICE</b> Morning practice at Memorial Stadium  <b>NO MEDIA ACCESS</b>	<b>GAME DAY</b> Nebraska at Ohio State Noon ET (FOX)
<b>PRESS CONFERENCE</b> 11:30 a.m.-Players 12:30 p.m. - Coach Frost	<b>BIG TEN CONF. CALL</b> 11 a.m. - Call begins 11:24 a.m. - Scott Frost Details: <i>Contact Big Ten</i>	<b>NEBRASKA FOOTBALL RADIO HOUR (HSN)</b> 7 p.m. - Sean Beckton		Travel to Columbus via charter plane	<b>POST-GAME</b> Post-game interview area: • Scott Frost • Requested players

## NEBRASKA-OHIO STATE SERIES

Games: 6

Standing: Ohio State leads, 5-1

At Columbus: Ohio State leads, 4-0

Current win streak (start): OSU, 3 games (2012)

Date	Site	Rank NU/OSU	Result	Score
9/24/1955	Columbus	/6	L	20-28
9/29/1956	Columbus	/8	L	7-34
10/8/2011	Lincoln	14/	W	34-27
10/6/2012	Columbus	21/12	L	38-63
11/5/2016	Columbus	10/6	L	3-62
10/14/2017	Lincoln	/9	L	14-56

### Series scoring

	Total	Average
Nebraska	116	19.3
Ohio State	270	45.0

- Nebraska and Ohio State are meeting for the third straight year and will meet each season through the 2021 campaign.
- The schools have met four times since Nebraska joined the Big Ten. After the Huskers won the first meeting in 2011, Ohio State has captured the past three games.
- With Ohio State ranked No. 8 in this week's AP poll, the Buckeyes have been ranked no lower than 12th for the five NU-OSU matchups in Columbus.

## HUSKERS TO FACE ANOTHER RANKED OPPONENT ON ROAD

The game at Ohio State will be Nebraska's third 2018 road game against a ranked opponent. The Huskers lost at then-No. 19 Michigan on Sept. 22 in their Big Ten opener, and at then-No. 16 Wisconsin on Oct. 6.

Ohio State enters Saturday's matchup ranked eighth by the Associated Press and is also No. 8 in the USA Today Coaches Poll.

Nebraska has a potential fourth road game against a ranked opponent to conclude the regular season at Iowa.

- Nebraska will be looking for its first win over a ranked opponent since a win over No. 22 Oregon in Lincoln in 2016. It would also be the highest ranked team Nebraska has defeated since a 39-38 win over No. 6 Michigan State in 2015.
- The Huskers' last road win over a ranked opponent was a 17-14 win at No. 12 Penn State in 2011.
- Head Coach Scott Frost led UCF to three consecutive wins against ranked teams to complete the 2017 season, capping the perfect campaign with a win over No. 7 Auburn in the Peach Bowl. Frost was 3-1 overall against ranked opponents at UCF.

## HUSKER-BUCKEYE MATCHUP PITS TWO TOP PROGRAMS

Saturday's matchup features two of the historically great programs in college football.

- In looking at the most wins in college football over the past 30, 40, 50 or 60 years, Nebraska and Ohio State each rank in the top four in all of those categories.
- The schools have combined to win 11 national championships and 82 conference crowns, including five national championships and 46 conference titles by Nebraska.

## NEBRASKA-OHIO STATE SUPERLATIVES

Nebraska	Category	Ohio State
895	All-Time Wins	905
5	National Championships	6
46	Conference Championships	36
53	Bowl Appearances	48
3	Heisman Trophy Winners	7
110	All Americans	199

## OFFENSE HOPES TO SUSTAIN STRONG MOMENTUM

Head Coach Scott Frost and his staff oversaw one of the nation's most potent offenses at UCF in 2017. In the past five games, Frost's Nebraska offense has posted numbers among the nation's best units.

Nebraska opened the year with 565 yards of total offense against Colorado, and has since posted three more games with better than 500 yards. NU had a season-high 659 yards against Minnesota, after posting 582 yards against Purdue and 518 yards at No. 16 Wisconsin.

The Huskers gained 364 yards of offense before halftime against Bethune-Cookman before finishing with 468 yards.

- Nebraska averages 471.3 yards of total offense to rank third in the Big Ten and 18th nationally.
- Nebraska's 659 yards of offense against Minnesota was its highest since gaining 787 yards against FAU in the 2014 season opener.
- The total offense output against Minnesota was Nebraska's largest in a Big Ten Conference game (since 2011). It was NU's highest total offense in a conference game since having 710 yards against Kansas State in 2007.
- Nebraska has four 500-yard offensive games this season. NU has not had five 500-yard total offense games in a season since 2000.
- Nebraska has gained better than 450 yards in each of the past five games. The last time NU had five straight games with more than 450 yards was a five-game stretch in the middle of the 2001 season.
- The consecutive 500-yard games against Purdue and Wisconsin marked the first time NU had back-to-back 500-yard outputs in Big Ten games. It was the first time NU had consecutive 500-yard games in conference play since the final two Big 12 games in 2007.
- The 565 yards against Colorado in the opener marked the first 500-yard total offense game for the Huskers since posting 556 yards at Northwestern in 2016. Nebraska has since topped 500 yards three more times.
- The total offense output against Colorado was the best at the time by Nebraska in 35 games, dating back to a 610-yard effort against Southern Miss in 2015.

## BIG TEN STANDINGS



### WEST DIVISION

Place	Team	Overall	Big Ten
1.	Northwestern	5-3	5-1
2.	Iowa	6-2	3-2
	Wisconsin	5-3	3-2
	Purdue	4-4	3-2
5.	<b>Nebraska</b>	<b>2-6</b>	<b>1-4</b>
	Illinois	3-5	1-4
	Minnesota	4-4	1-4

### EAST DIVISION

Place	Team	Overall	Big Ten
1.	Michigan	7-1	5-0
2.	Ohio State	7-1	4-1
3.	Penn State	6-2	3-2
	Maryland	5-3	3-2
	Michigan State	5-3	3-2
6.	Indiana	4-5	1-5
7.	Rutgers	1-7	0-5

## PLAYER OF THE WEEK NOMINEES

GAME	OFF.	DEF.	SPEC.	FROSH
COLO	--	--	--	--
TROY	--	--	--	--
MICH	--	--	--	--
PUR	--	--	--	--
WIS	--	--	--	Martinez
NW	--	--	--	--
MINN	Martinez	--	--	<b>Martinez</b>
BCU	Morgan	Barry	Spielman	Martinez
OSU				
ILL				
MSU				
IOWA				

*Bold indicates winner*

## 2018 HUSKER HONORS

### FREEDOM AKINMOLADUN, SR., DL

- AFCA Good Works Team (1 of 11 in FBS)

### CALEB LIGHTBOURN, JR., P

- Ray Guy Award Watch List (1 of 27)

### ADRIAN MARTINEZ, QB

- Big Ten Co-Freshman of the Week (Oct. 22)
- Manning Award Quarterback of the Week (vs. Minnesota)

### STANLEY MORGAN JR., SR., WR

- Biletnikoff Award Watch List (1 of 50)

### JD SPIELMAN, SO., WR

- Hornung Award Watch List (1 of 43)
- Biletnikoff Award Watch List (1 of 50)

### JACK STOLL, SO., TE

- Mackey Award Watch List (1 of 64)



## LAST TIME OUT

### NEBRASKA 45, BETHUNE-COOKMAN 9

Team Stats	BCU	NU
<b>First Downs</b>	16	23
<b>Rushes-Yards</b>	40-141	33-226
<b>Passes</b>	13-30-2	17-31-2
<b>Passing Yards</b>	214	242
<b>Total Offense</b>	355	468
<b>3rd Downs</b>	7-of-16	5-of-10
<b>Turnovers</b>	3	2
<b>Penalties</b>	6-34	5-35
<b>Time of Possession</b>	35:40	24:20

#### NU Rushing Leaders

Devine Ozigbo—11 carries, 110 yards, TD  
Wyatt Mazour—5 carries, 55 yards  
Maurice Washington—6 carries, 48 yards, TD

#### NU Passing Leader

Adrian Martinez—15-22-1, 213 yards, 2 TD

#### NU Receiving Leaders

Stanley Morgan Jr.—7 catches, 82 yards, 2 TD  
JD Spielman—5 catches, 72 yards

#### NU Defensive Leaders

Mohamed Barry—7 UT, 4 AT, 11 TT, 3 TFL, sack  
Dedrick Young—4 tackles, 2 PBU  
Ben Stille—3 tackles, sack, 2 PBU

#### NU Special Teams Leaders

JD Spielman—77-yard punt return TD  
Isaac Armstrong—3 punts, 57.3 ypp, long-73

## NOTING GAME 8

- Nebraska improved to 12-0 all-time against FCS opponents with the victory.
- JD Spielman's 77-yard punt return touchdown was Nebraska's first since De'Mornay Pierson-El had an 80-yard return for a score at Iowa in 2014.
- Stanley Morgan Jr. had two touchdown receptions for the second consecutive week and reached 20 career touchdown catches.
- True freshman quarterback Adrian Martinez threw for 213 yards to increase his season passing total to 1,656 yards and set a Nebraska freshman passing record.
- Devine Ozigbo rushed 11 times for 110 yards and a touchdown, all before halftime. It marked Ozigbo's fourth 100-yard rushing game in the past five weeks.
- Senior defensive lineman Peyton Newell had an interception in the second quarter. It marked the first interception by an NU defensive lineman since 2013, and the first by a Husker interior defensive lineman since Terrence Moore had an interception at Michigan in 2011.
- Punter Isaac Armstrong had a 73-yard punt in the third quarter. The punt tied for the seventh-longest in school history and was the longest by a Husker since 2009.
- Tight end Jack Stoll had a career-long 37-yard reception in the second quarter.
- Safety Deontai Williams had two takeaways in the game, a second-quarter fumble recovery and an interception in the third quarter.
- Nebraska had a season-high three takeaways in the game, and had a positive turnover margin for the first time in 2018.

## FROST AND STAFF GUIDING ANOTHER OFFENSIVE REVIVAL

After helping turn Central Florida into the nation's most improved offense in 2017, Nebraska head coach Scott Frost and his five offensive assistants - all of whom were on Frost's UCF staff last season - are producing an encore performance this season in Lincoln.

- Nebraska is averaging 86.3 more total yards this season than it did last year, helping the Huskers climb 69 spots in the national rankings from 87th in 2017 to 18th this season.
- NU is averaging 113.1 more rushing yards in 2018 than it did in 2017, helping the Huskers climb 90 spots in the national rankings from 119th in 2017 to 29th this season.
- Nebraska's offensive turnaround is led largely by underclassmen, who have produced 80.2 percent of the Huskers' total offensive yards. In fact, NU's freshmen and sophomores have combined to average 336.1 yards of total offense per game.
- In its second season at UCF in 2017, the staff helped the Knights increase their offense by 179.7 yards per game from the 2016 season, as the Knights climbed from 113th nationally in total offense in 2016 to fifth in 2017.

### STAFF'S OFFENSIVE TURNAROUNDS

YEARS (TEAM)	YPG	NAT. RANK
2016-17 (UCF)	+179.7	+108
2017-18 (NEB)	+86.3	+69

### 2018 MOST IMPROVED OFFENSES

TEAM	2017	2018	DIFF.
Houston	428.8	571.1	+142.9
Alabama	444.1	564.3	+120.2
Kent St.	275.2	394.1	+118.9
Illinois	280.4	387.3	+106.9
Old Dominion	332.3	432.6	+100.3
Cincinnati	351.8	449.4	+97.6
Oregon St.	333.8	427.6	+94.0
Clemson	429.6	522.6	+93.0
Purdue	403.1	492.4	+89.3
<b>Nebraska</b>	<b>385.0</b>	<b>471.3</b>	<b>+86.3</b>

## HUSKER PASSING GAME STRESSING OPPOSING DEFENSES

Nebraska has featured a high-powered passing attack over the past five games. The Huskers threw for 323 yards against Purdue, had a season-high 407 passing yards at Wisconsin, before also topping 250 yards at Northwestern and against Minnesota.

- Nebraska's consecutive 300-yard passing games were its first since doing so against Minnesota and Penn State in 2017.
- Quarterback Adrian Martinez threw for at least 250 yards in four straight games from Purdue through Minnesota. That was the first time an NU quarterback has done that since Tommy Armstrong Jr. passed for better than 250 yards in the first four games of 2015. Martinez's streak ended against Bethune-Cookman, when he threw for 213 yards in the first half, and did not play after halftime.
- The Huskers are averaging 250.6 passing yards per game to rank fifth in the Big Ten.

## NU LOOKS TO FIND SUCCESS IN THE RUNNING GAME

Nebraska has shown the ability to run the ball throughout the season, highlighted by its effort against Minnesota on Oct. 20. Nebraska rushed for a season-high 383 yards, with a trio of Huskers surpassing the century mark.

- The 383 rushing yards by Nebraska were its most since pounding out 458 yards vs. Illinois in 2014. Nebraska gained 274 yards in the first half alone against Minnesota.
  - Devine Ozigbo (152), Adrian Martinez (125) and Maurice Washington (109) each surpassed 100 rushing yards in the game. It marked the fifth time in school history Nebraska has had three or more players rush for 100 yards in the same game. It was the first time NU accomplished that feat since a 2010 victory at Washington.
  - Nebraska is averaging 220.6 yards per game to rank fifth in the Big Ten. NU has rushed for at least 180 yards six times in eighth games.
  - Nebraska has a total of 1,765 rushing yards in eight games in 2018. Last year Nebraska rushed for 1,290 yards in 12 games.
  - Nebraska set the tone in the rushing game in the opener, rushing for 329 yards against Colorado. NU had 243 rushing yards in the first half against the Buffs, bettering the Huskers' season high of 2017 (225 yards).
  - The effort against Colorado marked NU's first 300-yard rushing game since rushing for 310 yards at Northwestern on Sept. 24, 2016.
  - Prior to the three 100-yard rushers against Minnesota, Nebraska had a pair of 100-yard rushers against Colorado. That marked the first time Nebraska had a pair of 100-yard rushers in the same game since a 2014 win over Illinois.
  - Nebraska has a total of eight 100-yard rushing games this season, including four by Devine Ozigbo and two by Adrian Martinez.
  - Ozigbo has topped 150 yards in three of the past four Big Ten games. His career-high 170 rushing yards against Purdue were the most by a Husker in a Big Ten game since Ameer Abdullah had 225 rushing yards against Rutgers in 2014. Ozigbo also topped the century mark against Bethune-Cookman with 110 yards on 11 carries before halftime.
- ### NEBRASKA BOASTS IMPROVED RUSHING GAME
- Nebraska ranks 29th nationally in rushing, and the Huskers have already gained more rushing yards through eight games this season than they did in 12 games in 2017. NU is averaging 220.6 rushing yards per game, an increase of more than 110 yards from the 2017 season.
- Nebraska's increase of 113.1 rushing yards per game from last season is the second-largest increase nationally behind Illinois (+121.3).
  - NU is on pace to post a 100-yard improvement in rushing yards per game from one season to the next for only the sixth time in school history.
  - The Huskers have gone from 119th nationally in rushing in 2017 to 29th this year, a 90-spot improvement.

- The Nebraska coaching staff has produced a remarkable rushing turnaround for the second straight season, after the staff helped UCF improve from 104th nationally in rushing in 2016 (141.2) to 33rd in 2017 (198.7 ypg).

### MOST IMPROVED RUSHING ATTACKS

TEAM	2017	2018	DIFF.
Illinois	105.6	226.9	+121.3
<b>Nebraska</b>	<b>107.5</b>	<b>220.6</b>	<b>+113.1</b>
Cincinnati	135.3	232.3	+97.0
Virginia	93.5	186.0	+92.5

### 100-YARD RUSHING IMPROVEMENTS IN NEBRASKA HISTORY

YEARS	PREV.	NEXT	DIFF.
1949-50	153.1	321.6	+168.5
1951-52	128.7	250.4	+121.7
<b>20017-18</b>	<b>107.5</b>	<b>220.6</b>	<b>+113.1</b>
1961-62	140.4	245.5	+105.1
1996-97	291.9	392.6	+100.7
2009-10	147.1	247.6	+100.5

### RUSHING BATTLE OFTEN HOLDS THE KEY TO SUCCESS

The ability to win the running game battle has long been key to victory for the Huskers. Nebraska has four losses in 2018—Colorado, Troy, Purdue and Northwestern—while controlling the run game, a statistical anomaly.

- Before the Colorado loss, Nebraska had won 15 consecutive games when holding an advantage in rushing yards.
- Scott Frost is 13-5 in his coaching career when his team out-rushes the opponent.
- Nebraska has won 28 of its last 31 games when holding the opponent to fewer than 100 yards rushing, dating back to 2009. Northwestern was held to just 32 rushing yards in the Huskers' overtime loss on Oct. 13.
- Frost and staff are 6-3 over the past three seasons when holding the opponent to under 100 rushing yards.

### HUSKERS LOOK FOR ANOTHER FAST START AT OHIO STATE

Nebraska has made the most of its opening possession in recent weeks. The Huskers have scored a touchdown on its first drive in four of the past five games.

Against Purdue, Northwestern, Minnesota and Bethune-Cookman, Nebraska has had the first possession and driven for a touchdown and a 7-0 lead.

### OPENING DRIVE PAST FIVE GAMES

OPP.	NU OPENING DRIVE/SCORE
Purdue	10 plays-75 yards-2:31 <i>Ozigbo 18-yard TD run</i> NU, 7-0
Wisconsin	4 plays-9 yards-1:25 <i>punt</i> UW, 3-0
NW	4 plays-75 yards-1:28 <i>Martinez-Spielman 42-yd TD</i> NU, 7-0
MINN	7 plays-75 yards-1:56 <i>Ozigbo 40-yard TD run</i> NU, 7-0
BCU	7 plays-65 yards-2:31 <i>Ozigbo 14-yard TD run</i> NU, 7-0

### RECORD-SETTING RECEIVING DUO CONTINUES TO SHINE

In 2017, Stanley Morgan Jr. and JD Spielman combined for 1,816 receiving yards, the highest two-player total in Husker history.

Morgan set an NU record with 986 receiving yards in 2017. Spielman added 830 receiving yards, a total that ranked seventh in school history and was the most ever by a Husker freshman.

The duo is once again helping provide an explosive offense for Nebraska in 2018, and is on track to produce bigger numbers this fall.

- In eight games in 2018, the duo has combined for 97 receptions for 1,324 yards and 12 touchdowns. Those totals put them ahead of their combined pace in the 2017 season.
- Spielman and Morgan are one of eight pass-catching duos in the nation to each have more than 600 receiving yards in 2018.

### TOP RECEIVING DUOS IN NU HISTORY

YEAR	PLAYERS	YARDS
<b>2017</b>	<b>Stanley Morgan Jr. (986)* JD Spielman (830)*</b>	<b>1,816</b>
2008	Nate Swift (941) Todd Peterson (786)	1,727
2015	Jordan Westerkamp (918)* Brandon Reilly (754)*	1,672
2014	Kenny Bell (788) Jordan Westerkamp (747)	1,535
2007	Maurice Purify (814) Marlon Lucky (705)	1,519
--		
<b>2018</b>	<b>Stanley Morgan Jr. (638) JD Spielman (686)</b>	<b>1,324</b>

### B1G RECEIVING DUO

Spielman and Morgan were at their best in conference play in 2017, ranking first and second, respectively, in the Big Ten in receiving yards per game in conference play.

Spielman led the league with 88.1 receiving yards per game in conference-only games, while Morgan averaged 85.9 yards per game in league play. They were the only returning Big Ten players who averaged at least 59 receiving yards per game in Big Ten play last season.

- Both Spielman and Morgan are back among the league leaders in 2018. Spielman ranks third in the league in receptions per game (6.6) and fourth in receiving yards in all games (85.8).
- Morgan ranks seventh in the Big Ten in receptions per game (5.5) and sixth in receiving yards per game (79.8).

### MORGAN AIMS TO BE NEBRASKA'S ALL-TIME LEADING RECEIVER

After setting a school record with 986 receiving yards in 2017, Stanley Morgan Jr. is challenging to become Nebraska's all-time leading receiver this fall.

Morgan has 163 career receptions, which ranks fourth on NU's all-time list. He needs 18 receptions to tie Kenny Bell (181) atop the Husker chart, and just five catches to move into second place. Morgan has 2,381 career receiving yards to rank fifth on NU's all-time list. Morgan needs 308 yards to tie Bell (2,689) for the most receiving yards in program history.

The New Orleans native put himself in position to challenge Nebraska's all-time records thanks to a breakout junior season, when he earned All-Big Ten accolades.

### 2018 OFFENSE GAME-BY-GAME

#### RUSHING

GAME	ATT.	YDS.	TD	LONG
COLO	54	329	3	45
TROY	48	187	0	29
MICH	30	39	1	23
PUR	39	259	2	35
WIS	24	111	1	28
NW	47	231	3	37
MINN	43	383	4	59
BCU	33	226	3	29

OSU  
ILL  
MSU  
IOWA

#### PASSING

GAME	PASSES	YDS.	TD	LONG	SACKS
COLO	19-29-1	236	1	57	2-12
TROY	19-27-2	177	2	33	3-23
MICH	13-24-1	93	0	32	4-39
PUR	25-42-1	323	2	33	2-11
WIS	26-44-0	407	2	75	2-12
NW	25-35-2	251	1	42	1-7
MINN	25-29-0	276	3	67	2-12
BCU	17-31-2	242	2	40	4-29

OSU  
ILL  
MSU  
IOWA

### 2018 DEFENSE GAME-BY-GAME

#### RUSHING DEFENSE

GAME	ATT.	YDS.	TD	LONG
COLO	35	44	1	16
TROY	34	143	2	57
MICH	45	285	4	46
PUR	37	188	4	42
WIS	48	370	4	88
NW	23	32	0	8
MINN	36	131	3	11
BCU	40	141	1	30

OSU  
ILL  
MSU  
IOWA

#### PASSING DEFENSE

GAME	PASSES	YDS.	TD	LONG	SACKS
COLO	33-50-0	351	3	40	7-43
TROY	14-21-1	110	0	39	3-19
MICH	18-31-1	206	2	56	1-9
PUR	25-42-0	328	1	51	1-2
WIS	13-24-0	163	1	26	1-6
NW	41-65-2	455	3	61	2-13
MINN	20-36-1	349	1	69	1-5
BCU	13-30-2	214	0	54	4-42

OSU  
ILL  
MSU  
IOWA

#### SACKS/TFL

GAME	SACKS	YARDS	TFL	YARDS
COLO	7	43	14	59
TROY	3	19	7	26
MICH	1	9	5	23
PUR	1	2	5	19
WIS	1	6	1	6
NW	2	13	6	26
MINN	1	5	2	6
BCU	4	42	8	49

OSU  
ILL  
MSU  
IOWA

## HUSKERS' NUMBERS WATCH

### NEBRASKA SEASON RECEPTIONS

RK	PLAYER, YEAR	RECEPTIONS
1.	Marlon Lucky, 2007	75
2.	Jordan Westerkamp, 2015	65
3.	Nate Swift, 2008	63
4.	Todd Peterson, 2008	62
5.	<b>Stanley Morgan Jr., 2017</b>	<b>61</b>
6.	Maurice Purify, 2007	57
7.	Johnny Rodgers, 1972	55
	<b>JD Spielman, 2017</b>	<b>55</b>
9.	<b>JD Spielman, 2018</b>	<b>53</b>
	Johnny Rodgers, 1971	53
--		
	<b>Stanley Morgan Jr., 2018</b>	<b>44</b>

### NEBRASKA SEASON RECEIVING YARDS

RK	PLAYER, YEAR	YARDS
1.	<b>Stanley Morgan Jr., 2017</b>	<b>986</b>
2.	Johnny Rodgers, 1972	942
3.	Nate Swift, 2008	941
4.	Jordan Westerkamp, 2015	918
5.	Johnny Rodgers, 1971	872
6.	Kenny Bell, 2012	863
7.	<b>JD Spielman, 2017</b>	<b>830</b>
8.	Maurice Purify, 2007	814
9.	Niles Paul, 2009	796
10.	Kenny Bell, 2014	788
--		
	<b>JD Spielman, 2018</b>	<b>686</b>
	<b>Stanley Morgan Jr., 2018</b>	<b>638</b>

### CAREER 100-YARD RECEIVING GAMES

RK.	PLAYER, YEARS	TOTAL
1.	Johnny Rodgers, 1970-72	10
2.	Jordan Westerkamp, 2013-16	8
	Nate Swift, 2005-08	8
4.	<b>Stanley Morgan Jr., 2015-18</b>	<b>6</b>
5.	Kenny Bell, 2011-14	5
	Niles Paul, 2007-10	5
	Irving Fryar, 1981-83	5
8.	<b>JD Spielman, 2017-18</b>	<b>4</b>
	several others tied at	4

### CAREER RECEIVING TOUCHDOWNS

RK.	PLAYER, YEARS	TDs
1.	Johnny Rodgers, 1970-72	25
2.	Nate Swift, 2005-08	22
3.	Kenny Bell, 2011-14	21
4.	<b>Stanley Morgan Jr., 2015-18</b>	<b>20</b>
5.	Jordan Westerkamp, 2013-16	18

### SEASON PASS BREAKUPS

RK	PLAYER, YEAR	PBU
1.	DeJuan Groce, 2000	17
2.	Ralph Brown, 1999	15
	Fabian Washington, 2004	15
4.	Ralph Brown, 1998	14
	DeJuan Groce, 2001	14
	Zackary Bowman, 2005	14
	<b>Dicaprio Bootle, 2018</b>	<b>14</b>

### CAREER TACKLES

RK	PLAYER, YEARS	TACKLES
1.	Barrett Ruud, 2001-04	432
--		
8.	Steve Damkroger, 1979-82	269
9.	Ed Stewart, 1991-94	257
10.	Marc Munford, 1983-86	256
11.	Jim Wightman, 1975-77	254
12.	Trev Alberts, 1990-93	248
	<b>Dedrick Young II, 2015-present</b>	<b>248</b>

- Morgan had his best game of 2018 against Minnesota. He caught a career-high 10 passes for a season-high 163 yards and two touchdowns. The 163 yards tied for the sixth-best single-game effort in school history.

- Morgan helped seal the victory with two second-half touchdowns of 35 and 67 yards against Minnesota. In the game, Morgan became the fourth Husker player to top 150 career receptions.

- Morgan added two touchdowns as part of a seven-catch effort against Bethune-Cookman. His two touchdowns gave him 20 career receiving scores, good for fourth on the NU charts.

- Morgan has a streak of 34 consecutive games with a reception, the third-longest streak in Husker history. He has had at least three catches in 19 of the past 20 games.

- Morgan set Nebraska records with 986 receiving yards and five 100-yard receiving games in 2017, while ranking third in school history in touchdown receptions (10) and fifth in catches (61).

- He led the Big Ten and ranked 14th nationally in receiving yards per game (89.6) in 2017.

- Morgan led all Big Ten wide receivers and ranked 16th nationally in touchdown catches with his 10 touchdown grabs. He led the Big Ten with five 100-yard receiving games in 2017.

- Morgan posted 185 receiving yards at No. 13 Penn State, the third-highest total in school history.

### MORGAN ON NU'S CAREER CHARTS

CATEGORY	TOTAL	RANK	RECORD
100-Yard Games	6	4th	10
Receiving Yards	2,381	5th	2,689
TD Catches	20	4th	25
Receptions	163	4th	181

### NEBRASKA CAREER RECEPTIONS

RK	PLAYER, YEARS	RECEPTIONS
1.	Kenny Bell, 2011-14	181
2.	Jordan Westerkamp, 2013-16	167
3.	Nate Swift, 2005-08	166
4.	<b>Stanley Morgan Jr., 2015-present</b>	<b>163</b>
5.	Johnny Rodgers, 1970-72	143
6.	Terrence Nunn, 2004-07	136
7.	Marlon Lucky, 2005-08	135
8.	Quincy Enunwa, 2010-13	115
9.	Todd Peterson, 2005-08	108
	<b>JD Spielman, 2017-present</b>	<b>108</b>

### NEBRASKA CAREER RECEIVING YARDS

RK	PLAYER, YEARS	YARDS
1.	Kenny Bell, 2011-14	2,689
2.	Johnny Rodgers, 1970-72	2,479
3.	Nate Swift, 2005-08	2,476
4.	Jordan Westerkamp, 2013-16	2,474
5.	<b>Stanley Morgan Jr., 2015-pres.</b>	<b>2,381</b>
6.	Terrence Nunn, 2004-07	1,762
7.	Todd Peterson, 2005-08	1,602
8.	Niles Paul, 2007-10	1,532
9.	Quincy Enunwa, 2010-13	1,526
10.	<b>JD Spielman, 2017-present</b>	<b>1,516</b>

## SPIELMAN BUILDING ON

### FRESHMAN ALL-AMERICA SEASON

JD Spielman emerged in 2017 as one of the nation's most explosive freshmen, en route to freshman All-America accolades.

Spielman is well on his way to topping those receiving numbers this fall, and in the process is set to challenge NU season records.

Spielman was named a freshman All-American in 2017 by both USA Today and the Football Writers Association of America and was a third-team coaches' All-Big Ten pick. He also made the Big Ten Network's All-Freshman team as both a wide receiver and kickoff returner.

He had 55 receptions for 830 yards in 2017, both of which were NU freshman records. He also totaled 669 kickoff return yards to finish with 1,572 all-purpose yards, the most by a freshman in school history.

In 2018, Spielman leads Nebraska in receptions (53), receiving yards (686) and receiving touchdowns (7), ranking among the Big Ten leaders in each of those categories.

- Spielman had eight catches for 77 yards and a touchdown against Minnesota. The eight-catch effort marked his fourth straight game with at least eight receptions. Previously no Husker had more than two straight games with eight or more receptions. His streak ended with five catches against Bethune-Cookman in a game that Spielman did not play in the second half.

- Spielman surpassed 100 career receptions against Minnesota, becoming the first player to crack the century mark before his junior season. Spielman's 108 career catches rank in a tie for ninth in school history.

- Spielman has 53 catches this season, making him just the third Husker with back-to-back 50-catch seasons. He joins Johnny Rodgers and Kenny Bell as the only Huskers on that list.

- Spielman had a record-setting night against No. 16 Wisconsin. He hauled in nine passes for 209 yards and a touchdown. The 209 yards were a Nebraska single-game record, surpassing Spielman's own record of 200 yards last season against Ohio State.

- Spielman's effort at Wisconsin was his fourth career 100-yard game and his second straight. A week earlier he caught 10 passes for 135 yards and two touchdowns against Purdue. That was the first multiple TD reception game of his career.

- Spielman is just the second player in school history to surpass 130 receiving yards in back-to-back games. He joins Frosty Anderson who topped 130 yards in back-to-back 1973 non-conference games against Wisconsin and Minnesota.

- Spielman has surged up the receiving yardage charts in recent weeks. He eclipsed 1,000 career receiving yards in 15 games, fewer than any player in NU history. He now sits 10th in school history with 1,516 receiving yards.

- Spielman had a 77-yard punt return touchdown and a 40-yard reception against Bethune-Cookman. He now has 10 career plays of 40 yards or longer. He has three kickoff returns of that length, five receptions, one rush and one punt return. He has nine receptions of at least 20 yards this season.



- Spielman's 10-catch effort against Purdue marked his second career double-figure receptions effort (11 vs. Ohio State, 2017). He joins Marlon Lucky as the only players in NU history with two double-digit catch games.
- The 77-yard punt return by Spielman against Bethune-Cookman was NU's first punt return touchdown since De'Mornay Pierson-El had an 80-yard touchdown return at Iowa in 2014.
- Spielman now has both a kickoff return (vs. Arkansas State, 2017) and punt return (vs. BCU, 2018) for a touchdown. He is the eighth player in school history to accomplish that feat and the first since Ameer Abdullah.
- Spielman led all FBS freshmen in receiving yards (830) in 2017. Spielman also ranked second among all freshmen nationally in kickoff return yards (669) and catches per game (5.0). Among all FBS players, Spielman ranked 13th nationally in all-purpose yards.
- Spielman had 11 catches for a then-school-record 200 yards against No. 9 Ohio State in 2017. Spielman's 11 catches were the most ever by a Husker freshman and ranked third overall in program history.

### SPIELMAN SHINES AGAINST RANKED OPPONENTS

JD Spielman has been at his best in his Nebraska career against the top competition. NU faced three ranked opponents in 2017 - all in Big Ten play - and Spielman produced three of his top four receiving efforts in those matchups.

- Spielman caught 23 passes for 375 yards and one touchdown in three games against ranked opponents in 2017. He averaged 7.7 receptions per game and 125.0 receiving yards per game in those three contests.
- Spielman had six catches for 79 yards against No. 9 Wisconsin and then posted career highs of 11 receptions and 200 yards the next week against No. 9 Ohio State. In his final game of 2017, Spielman caught six passes for 96 yards at No. 13 Penn State.
- Spielman's 11 catches against Ohio State last season were the most ever by a NU freshman and ranked third overall in Husker history. His 200 receiving yards set an NU record at the time.
- This season, Spielman is averaging 6.5 catches for 107.0 yards per game against ranked foes Michigan and Wisconsin. Spielman set a Nebraska record with 209 receiving yards on nine catches at Wisconsin.

### SPIELMAN RECEIVING COMPARISON

CATEGORY	REC/GM	YDS/GM	TD
vs. non-ranked	5.1	66.2	7
vs. ranked	7.2	117.8	2

### MARTINEZ PUSHING TO JOIN RARE COMPANY IN 2018

Nebraska true freshman quarterback Adrian Martinez is averaging 236.6 passing yards and 58.3 rushing yards. His 294.9 yards of total offense ranks third in the Big Ten and 16th nationally. He is second nationally among freshman quarterbacks in total offense.

- If Martinez were to finish the 2018 season averaging better than 200 passing yards and more than 50 rushing yards he would join elite college football company.

- Since 1990, just five freshman quarterbacks in the FBS ranks have averaged 200 passing yards and 50 rushing yards per game. The group includes a pair of Heisman Trophy winners, including 2014 winner Marcus Mariota, who was coached by Scott Frost at Oregon.

### FROSH 200/50 CLUB (Since 1990)

YEAR	PLAYER, SCHOOL	PYPG	RYPG
2014	J.T. Barrett, Ohio State	236.2	78.2
2012	Johnny Manziel, Texas A&M	285.1	108.5
2012	Marcus Mariota, Oregon	205.9	57.8
2011	Brett Smith, Wyoming*	201.7	54.6
2007	Adam Weber, Minnesota	241.3	51.4

2018 **Adrian Martinez, Nebraska\*** 236.6 58.3

\*-True Freshman

- This season, Martinez is also one of just four FBS quarterbacks, regardless of class, averaging 225 passing and 50 rushing yards. The other players in that category are Oklahoma's Kyler Murray, Houston's D'Eriq King and Syracuse's Eric Dungey.

### MARTINEZ BRINGS DUAL THREAT TO NEBRASKA OFFENSE

Martinez has shown the ability to be a perfect fit in Coach Scott Frost's high-powered offense. Martinez has excelled in the past five weeks, topping 400 yards of total offense three times and throwing for better than 250 yards in four straight Big Ten games.

Against Purdue on Sept. 29, Martinez threw for 323 yards and two touchdowns, while adding 91 rushing yards. His 414 yards of total offense set a then-record for true freshman passing and total yards.

Martinez set a higher bar at Wisconsin. He threw for a Nebraska freshman record 384 yards and two touchdowns and accounted for a freshman record 441 yards of total offense.

He added his third career 400-yard total offense game with a complete effort against Minnesota. Martinez completed 25-of-29 passes for 276 yards and three touchdowns. He added a career-high 125 rushing yards and a touchdown and had a career-long 53-yard run.

- Martinez's 86.2 percent accuracy against Minnesota set a Nebraska record for best completion percentage with a minimum of 20 attempts. Martinez broke a record held by Dave Humm that stood for 44 years. The 86.2 completion rate was also the best in the FBS ranks this season for a player with more than 25 pass attempts.
- Martinez's three 400-yard career total offense games has already tied a Nebraska career record, matching Joe Ganz's career mark.
- The 441 yards of total offense against Wisconsin not only set a school freshman record, it also ranked fourth on the overall single-game chart. His 414 yards of total offense against Purdue ranked 11th in school history.

- Martinez ranks second nationally among FBS freshmen in passing yards per game (236.6). He threw for more than 250 yards in a four-game stretch from Purdue to Minnesota, becoming the first NU quarterback to do that since 2015.

- Martinez had a memorable first start against Colorado. He rushed 15 times for 117 yards and two touchdowns, including a 41-yard run in the first quarter. He also passed for 187 yards and one touchdown.

## HUSKER HIGHLIGHTS

# 1

Nebraska football is the only team in any sport in NCAA history to boast 100 athletic All-Americans and 100 academic All-Americans.

# 3

Three Huskers have won the Heisman Trophy, all since 1972. Johnny Rodgers won in 1972, Mike Rozier in 1983 and Eric Crouch in 2001.

# 5

Nebraska ranks fifth in NCAA history with 895 all-time victories. The Huskers are one of only 10 teams with 800 all-time wins.

# 5

Nebraska has won five national titles: 1970, 1971, 1994, 1995 and 1997. The Huskers have won the second-most national titles of any school in the country since 1970.

# 9

Nebraska ranks ninth nationally with a total of 24 former players and coaches (18 players, six coaches) who have been enshrined in the College Football Hall of Fame.

# 25

Nebraska leads the nation with a former Husker on a Super Bowl roster for 25 consecutive years.

# 46

The Huskers have won 46 conference titles in program history, the most in NCAA history. This includes 33 perfect conference seasons and 27 unbeaten seasons.

# 53

Nebraska ranks third in NCAA history with 53 all-time bowl appearances. The Huskers are one of only five teams to appear in 50 bowl games.

# 56

Nebraska has had at least one player selected in each of the past 56 NFL Drafts. Only four schools have a longer NFL Draft streak.

# 108

Nebraska football has totaled 108 CoSIDA Academic All-Americans, the most of any team in any sport in NCAA history.

# 333

Across all sports, the University of Nebraska has totaled a nation-leading 333 CoSIDA Academic All-Americans, 75 more than any other school.

# 366

Memorial Stadium has been sold out for an NCAA-record 366 consecutive games dating back to Nov. 3, 1962.

## CHARTING THE HUSKERS

### ALL-TIME WINS

RK.	SCHOOL	WINS
1.	Michigan	950
2.	Ohio State	905
3.	Texas	904
4.	Alabama	899
5.	<b>NEBRASKA</b>	<b>895</b>
6.	Notre Dame	894

### CONFERENCE TITLES

RK.	SCHOOL	TITLES
1.	<b>NEBRASKA</b>	<b>46</b>
	Oklahoma	46
3.	Michigan	42

### AP NATIONAL TITLES

RK.	SCHOOL	TITLES
1.	Alabama	11
2.	Notre Dame	8
3.	Oklahoma	7
4.	Miami	5
	Ohio State	5
	USC	5
7.	<b>NEBRASKA</b>	<b>4</b>

### COACHES POLL NATIONAL TITLES

RK.	SCHOOL	TITLES
1.	Alabama	10
2.	Oklahoma	6
3.	USC	5
4.	<b>NEBRASKA</b>	<b>4</b>

### NATIONAL TITLES SINCE 1970

RK.	SCHOOL	TITLES
1.	Alabama	11
2.	<b>NEBRASKA</b>	<b>5</b>
	Miami	5

### ALL-TIME BOWL APPEARANCES

RK.	SCHOOL	BOWLS
1.	Alabama	63
2.	Texas	54
3.	<b>NEBRASKA</b>	<b>53</b>

### HEISMAN TROPHY WINNERS

RK.	SCHOOL	WINNERS
1.	Notre Dame	7
	Ohio State	7
3.	Oklahoma	6
	USC	6
5.	<b>NEBRASKA</b>	<b>3</b>

### NFL DRAFT PICKS

RK.	SCHOOL	PICKS
1.	USC	506
2.	Notre Dame	499
3.	Ohio State	444
4.	Oklahoma	385
5.	Michigan	364
6.	<b>NEBRASKA</b>	<b>359</b>

- Martinez became the first true freshman quarterback in NU history to start a season opener. He was just the second freshman quarterback to start an opener, joining Taylor Martinez who started as a redshirt freshman in 2010.

- Martinez joined Tommie Frazier (1992) and Cody Green (2009) as the only true freshmen to start at quarterback in Husker history.

- The 117 rushing yards by Martinez against Colorado were the most rushing yards by an NU quarterback since Tommy Armstrong Jr. rushed for 132 yards at Northwestern in 2016. It marked the most rushing yards for a quarterback in a season opener since Taylor Martinez ran for 135 yards against Chattanooga in 2011.

- The 41-yard touchdown run by Martinez against Colorado was the longest rush by a Husker quarterback since Armstrong had a 42-yard run against McNeese State in 2014. Martinez topped that with his 53-yard run vs. Minnesota.

- Martinez's 408 rushing yards are the most by a Nebraska true freshman quarterback and the sixth-most in NU history by any true freshman.

- Martinez has thrown for 1,656 yards this season to set a Nebraska freshman record. He also has become just the second freshman to record 2,000 yards of total offense and is closing in on that freshman school record.

### TOP FRESHMAN TOTAL OFFENSE

#### GAMES IN NEBRASKA HISTORY

DATE	PLAYER, OPPONENT	YARDS
10-6-18	<b>Adrian Martinez, at Wisconsin</b>	<b>441</b>
10-23-10	Taylor Martinez, at Oklahoma State	435
9-29-18	<b>Adrian Martinez, vs. Purdue</b>	<b>414</b>
10-20-18	<b>Adrian Martinez, vs. Minnesota</b>	<b>401</b>
10-7-10	Taylor Martinez, at Kansas State	369
9-29-18	<b>Adrian Martinez, vs. Colorado</b>	<b>302</b>

### CLEAN SLATE AT QUARTERBACK

Nebraska's roster features four quarterbacks, none of whom had ever taken a snap for the Huskers before the 2018 season. Among the four quarterbacks, only a pair of transfers - sophomore Andrew Bunch (Scottsdale CC) and sophomore Noah Vedral (UCF) - had taken a snap at the collegiate level. Vedral is the only quarterback on the roster who had appeared in an FBS game, but he has not played in 2018. Vedral received a waiver on Friday, Oct. 12 to have immediate eligibility to participate in 2018.

- This year marked the first time since 1972 that the Huskers opened a season without a single quarterback who had ever taken a snap at Nebraska. In that 1972 season, Dave Humm emerged as the starter and threw for 2,259 yards, which at the time was both a Nebraska and Big Eight Conference record.

- Adrian Martinez missed all of his senior season in 2017 due to injury. Before the Sept. 8 opener with Colorado, he last played in a game on Nov. 25, 2016, for Clovis High School in the semifinals of the Central Section CIF Division I Championships.

- For the third time in four seasons, Scott Frost's offense is being run by a quarterback who had never taken a snap at the FBS level prior to the start of the season. That group includes Adrian Martinez this season, true freshman McKenzie Milton at UCF in 2016 and FCS transfer Vernon Adams Jr. at Oregon in 2015.

- Frost has been an offensive play-caller for three quarterbacks in his career, and each of those quarterbacks have been among the most efficient passers in NCAA history. Heisman Trophy winner Marcus Mariota led the nation in pass efficiency in 2015 with the 11th-best mark in NCAA history. The next year, first-year starter Vernon Adams led the nation in pass efficiency with the 16th-best mark in NCAA history. McKenzie Milton emerged as the starter in the third game of his true freshman season at UCF in 2016 and in his first year as the full-time starter, Milton ranked second nationally in pass efficiency in 2017 with the No. 16 mark in NCAA history.

- Quarterbacks coach Mario Verduzco has guided four quarterbacks to conference newcomer-of-the-year accolades in the past 17 seasons.

### OZIGBO POWERING NEBRASKA RUSHING ATTACK

Senior running back Devine Ozigbo has become the workhorse in the running game since taking over as the starter five games ago. In those five games, he is averaging 124.0 yards per game, 9.3 yards per carry and has scored seven touchdowns.

Ozigbo has produced the top three rushing days of his career, including a career-high 170 yards against Purdue, 159 yards at Northwestern and 152 yards against Minnesota.

- Ozigbo ran for two first-quarter touchdowns against Minnesota, a 40-yarder and a 59-yard score. The 59-yard run was the longest of his career, while the 40-yarder was his third-longest run. Ozigbo notched his third multi-TD game of 2018 and the fourth of his career.

- Ozigbo ran for 105 yards in the first quarter and 139 yards before halftime against Minnesota.

- Ozigbo added a fourth 100-yard rushing game with 11 carries for 110 yards and a touchdown against Bethune-Cookman. He did not play in the second half in the game.

- Ozigbo is the only player in the Big Ten with three or more 150-yard rushing days in league play. He ranks fourth in the Big Ten in rushing yards per game in league games (103.0).

- Ozigbo is averaging an impressive 7.4 yards per carry on the season, including 8.3 yards per tote in Big Ten play. He ranks fourth nationally in yards per attempt.

366

Consecutive Sellouts

108

Academic All-Americans

50

9-Win Seasons

46

Conference Titles

## NEBRASKA FOOTBALL NCAA RECORDS



• Ozigbo's recent surge has him in position to challenge for Nebraska's 2,000-yard career rushing club. Ozigbo enters this week's game with 1,824 career rushing yards to rank 33rd in school history.

## DEFENSE LOOKS TO KEEP PRESSURE ON OPPOSING QB'S

The Nebraska defense has shown signs of an improved pass rush and run defense in 2018.

- Nebraska recorded seven sacks for 43 yards against Colorado. The seven sacks were the most for the Huskers since also recording seven at Michigan in 2013—a span of 56 games. The last time Nebraska had more than seven sacks was in the 2009 Big 12 title game against Texas, when the Huskers had nine sacks.
- Nebraska has 20 sacks in eight games. The defense has surpassed its 2017 team sack total of 14 sacks for 85 yards. Nebraska has 45 team tackles for loss this season, surpassing last year's total of 44 TFL.
- Helped by the seven sacks, Nebraska limited Colorado to 44 rushing yards, including just 12 first-half rushing yards. The 44 yards rushing were, at the time, the fewest by a Nebraska opponent since Maryland rushed for 11 yards in 2016. The Huskers held Northwestern to an opponent season-low 32 rushing yards.

## BARRY & GIFFORD LEADING HUSKER LINEBACKING CORPS

Junior Mohamed Barry and senior Luke Gifford have been the catalysts of a productive linebacking corps. Barry has posted five double-figure tackle games and leads the Huskers with 75 tackles, while ranking second on the team with 10 tackles for loss.

A fifth-year senior and captain, Gifford is fourth on the team with 46 tackles. He leads the Huskers with 5.5 sacks and 11 tackles for loss. Gifford had a career-best four tackles for loss, including a sack, at Northwestern.

Four-year starter Dedrick Young joins Barry at the other inside linebacker spot, while fourth-year junior Tyrin Ferguson lines up opposite Gifford on the outside.

- Barry opened the year with a career-high 12 tackles against Colorado, and had 11 tackles against Michigan, Purdue, Minnesota and Bethune-Cookman. He has had a career-high three tackles for loss against both Michigan and Bethune-Cookman.
- As a group, the Huskers' four starting linebackers combined for 42 tackles, 2.5 sacks and seven tackles for loss against Colorado.
- Gifford had 11 tackles, 1.5 sacks and two tackles for loss against Colorado. At Northwestern he had seven tackles, four tackles for loss, a sack and two hurries.
- The four starting linebackers represent four of Nebraska's nine leading tacklers. The group has accounted for 29 of the team's 50 tackles for loss and 8.5 of the Huskers' 20 sacks.

## YOUNG CLIMBING NU TACKLE LIST

Senior linebacker Dedrick Young II continues to climb NU's career tackles list. He had four tackles against Bethune-Cookman and has 248 career tackles to rank in a tie for 12th in school history. He is just eight tackles from the career top 10.

Young entered 2018 with 201 career tackles, nearly 70 more than any other Husker. That total marked the fourth-highest total ever for a Nebraska player entering his senior season.

- Young is the 35th Husker to record 200 career tackles and was just the fourth to reach the mark prior to his senior season.
- Young needs 28 tackles to crack the top five on the career tackle list. Young has averaged 67 tackles per season over his first three years.
- Young is looking to become the first player in school history to total at least 60 tackles all four seasons. He set a Nebraska true freshman record with 61 tackles in 2015, added 60 stops as a sophomore in 2016 and totaled 80 tackles as a junior in 2017. He has 47 tackles in 2018.
- Young recorded his first career interception in the fourth quarter against Minnesota, helping the Huskers close out the victory.

## BOOTLE BATTLING OPPOSING RECEIVERS

Sophomore cornerback Dicaprio Bootle has shown his ability to be a top-flight cornerback in the Big Ten. The Florida native has a team-leading 14 pass breakups and leads the conference in passes defended per game.

- Bootle had five pass breakups at Michigan, tying for the most by a Nebraska player in a Big Ten Conference game.
- Bootle's five PBU vs. Michigan tied for the third-most in a single game in NU history and was the first time a Husker had five PBU since Stanley Jean-Baptiste also had five at Northwestern in 2012.
- Bootle had three breakups against Minnesota, and now has 14 PBU on the season. He is tied for fourth on the NU single-season PBU list and is just three breakups from the Husker single-season record.
- His 1.8 passes defended per game leads the Big Ten and ranks fifth nationally.

## FOUR SENIORS SELECTED AS 2018 TEAM CAPTAINS

Four Husker seniors are serving as captains for the 2018 season. On offense, the captains are OG Jerald Foster and WR Stanley Morgan Jr. Representing the defense are NT Mick Stoltenberg and LB Luke Gifford.

### 2018 NEBRASKA TEAM CAPTAINS

- Jerald Foster, Sr., OG, Lincoln, Neb.
- Stanley Morgan Jr., Sr., WR, New Orleans, La.
- Luke Gifford, Sr., LB, Lincoln, Neb.
- Mick Stoltenberg, Sr., NT, Gretna, Neb.
- This marks the second straight season Nebraska has had three Nebraska natives as captains.

## CHARTING THE HUSKERS

### CONSECUTIVE HOME SELLOUTS

RK.	SCHOOL	SELLOUTS
1.	NEBRASKA	366
2.	Notre Dame	267

### WINS THE LAST 50 SEASONS

RK.	SCHOOL	WINS
1.	NEBRASKA	470
2.	Oklahoma	462
3.	Ohio State	460

### WINS THE LAST 40 SEASONS

RK.	SCHOOL	WINS
1.	NEBRASKA	373
2.	Ohio State	372
3.	Florida State	370

### WINS THE LAST 30 SEASONS

RK.	SCHOOL	WINS
1.	Ohio State	287
2.	Florida State	281
3.	Florida	275
4.	NEBRASKA	270

### 9-WIN SEASONS

RK.	SCHOOL	SEASONS
1.	NEBRASKA	50
2.	Alabama	48
3.	Oklahoma	45

### 10-WIN SEASONS

RK.	SCHOOL	SEASONS
1.	Oklahoma	38
2.	Alabama	37
3.	Michigan	28
4.	NEBRASKA	27

### WEEKS RANKED IN AP POLL

RK.	SCHOOL	WEEKS
1.	Ohio State	895
2.	Michigan	842
3.	Oklahoma	823
4.	Notre Dame	792
5.	Alabama	784
6.	USC	767
7.	NEBRASKA	728

### WEEKS RANKED NO. 1 IN AP POLL

RK.	SCHOOL	WEEKS
1.	Alabama	113
2.	Ohio State	105
3.	Oklahoma	101
4.	Notre Dame	98
5.	USC	91
6.	Florida State	72
7.	NEBRASKA	70

### WEEKS IN THE AP POLL TOP 10

RK.	SCHOOL	WEEKS
1.	Ohio State	616
2.	Oklahoma	581
3.	Alabama	544
4.	Notre Dame	542
5.	NEBRASKA	518

3rd

Bowl Games

4th

Coaches Poll National Titles

5th

All-Time Victories

7th

AP Poll National Titles

NEBRASKA FOOTBALL IN NCAA HISTORY

## HOME OF THE HUSKERS



Memorial Stadium's history dates back more than 90 years. In the fall of 1922, a drive for \$430,000 in stadium construction funds was undertaken by faculty, students, alumni and friends of the University.

The stadium was named Memorial Stadium to honor all Nebraskans who served in the Civil and Spanish-American Wars; the 751 Nebraskans who died in World War I; the 3,839 in World War II; the 225 in Korea; the 422 in Vietnam; and those in Iraq.

Construction was completed in a few more than 90 working days and Memorial Stadium was dedicated on Oct. 20, 1923, at the Homecoming game in which Nebraska was held to a scoreless tie by Kansas.

The field at Memorial Stadium was named Tom Osborne Field - after the Huskers' legendary Hall-of-Fame coach - in 1998, one year after Osborne's retirement following 25 years and 255 victories as head coach.

## TOP 10 HOME CROWDS

RK.	DATE	OPPONENT	ATT.
1.	Sept. 20, 2014	Miami	91,585
2.	Sept. 14, 2013	UCLA	91,471
3.	Aug. 30, 2014	Fla. Atlantic	91,441
4.	Nov. 29, 2013	Iowa	91,260
5.	Sept. 27, 2014	Illinois	91,225
6.	Nov. 22, 2014	Minnesota	91,186
7.	Aug. 31, 2013	Wyoming	91,185
8.	Nov. 2, 2013	Northwestern	91,140
9.	Nov. 1, 2014	Purdue	91,107
10.	Oct. 25, 2014	Rutgers	91,088

## TOP 5 SEASON ATTENDANCE

RK.	YEAR	GAMES	TOTAL	AVG.
1.	2014	7	638,744	91,249
2.	2013	8	727,466	90,933
3.	2016	7	631,402	90,200
4.	2015	7	629,986	89,998
5.	2017	7	628,583	89,798

## LONGEST HOME WIN STREAKS

RK.	BEGAN	ENDED	WINS
1.	Oct. 19, 1991	Oct. 31, 1998	47
2.	Sept. 28, 1901	Oct. 20, 1906	33
3.	Nov. 27, 1998	Nov. 2, 2002	26
4.	Sept. 27, 1969	Nov. 23, 1972	23
5.	Oct. 3, 1981	Nov. 17, 1984	21

Note: All streaks at Memorial Stadium, except for the 33-game home winning streak from 1901 to 1906.

Prior to last season Nebraska had not had three homegrown captains since 2001.

- This marks the 13th straight season at least one native Nebraskan has been elected as a captain.
- Foster and Gifford were teammates at Lincoln Southeast High School. This marks the first time high school teammates have served as captains in the same year since Jerry Tagge and Jim Anderson in 1971. Tagge and Anderson both went Green Bay West High in Wisconsin. Foster and Gifford are the first pair on in-state high school teammates to serve as captains together.
- Foster is serving as a captain for the second straight season, and becomes just the 11th two-time team captain in NU history. This marks the sixth straight season an offensive lineman has served as a captain.

## FROST IN FIRST SEASON

Scott Frost is in his first season as Nebraska's head coach in 2018. Frost is in his third season overall as a head coach, and owns a 21-13 career record as a head coach.

- Frost was the consensus 2017 national coach of the year after leading UCF to a 13-0 season. UCF was the only FBS unbeaten team in 2017.
- In Orlando, Frost led the greatest two-year turnaround in college football history. He inherited an 0-12 team and led the Knights to a bowl game in his first season in 2016. That set the stage for Frost to become the first coach in FBS history to turn a winless team into an undefeated team in just two years.
- Frost brought all nine of his UCF assistant coaches with him to Lincoln. Barrett Ruud also followed Frost to Lincoln after serving as a quality control administrator with the Knights. Ruud was promoted to inside linebackers coach in January, when the NCAA permitted schools to add a 10th assistant coach.
- Before becoming UCF's head coach in 2016, Frost spent seven seasons at Oregon (2009-15) and two years at Northern Iowa (2007-08). Included in those stops were stints as the Ducks' offensive coordinator from 2013 to 2015 and as the Panthers' defensive coordinator in 2008.
- Frost has been a proven winner in his coaching career. In 12 seasons as a full-time assistant or head coach, Frost's teams have posted a 122-31 record, averaging more than 11 wins per season. Frost has been a part of seven conference championship teams in his 11 seasons and has twice coached in the national championship game.

• Frost's teams have been ranked in the top 15 in 10 of his 11 seasons, including eight top-10 final rankings and six top-five final rankings.

- A Nebraska native, Frost is the fifth Husker player to return to Nebraska as head coach. His staff also features former Husker players Greg Austin (2003-06), Ryan Held (1993-96) and Barrett Ruud (2001-04).

## FORMER HUSKERS WHO RETURNED TO BE NEBRASKA'S HEAD COACH

NAME	PLAYED	COACHED
Glenn Presnell	1925-27	1942
A.J. Lewandowski	1928-29	1943-44
Bernie Masterson	1931-33	1946-48
Frank Solich	1963-65	1998-2003
<b>Scott Frost</b>	<b>1996-97</b>	<b>2018</b>

## FROST HAS PLAYED FOR & COACHED WITH THE BEST

Throughout both his playing and coaching career, Scott Frost has had the opportunity to learn from some of the game's best coaches.

- Frost played for three Hall of Fame coaches in his career, and he has coached with Chip Kelly, who has been both the college football coach of the year and the NFL coach of the year.

## NATIONAL COACHES OF THE YEAR FROST HAS PLAYED FOR OR COACHED WITH

- Bill Belichick, New York Jets
- Chip Kelly, Oregon Ducks
- Bill Parcells, New York Jets
- Tom Osborne, Nebraska Cornhuskers
- Mike Tomlin, Tampa Bay Buccaneers
- Bill Walsh, Stanford Cardinal

## STAFF HAS FAMILIAR, FRESH FACES

All 11 members of Nebraska's coaching staff are in their first season with the Huskers. None of the 11 had been a full-time coach at NU before, but the staff still has plenty of Husker ties.

Head Coach Scott Frost played for Nebraska from 1995 to 1997 and served as a graduate assistant coach during the Huskers' preparations for the 2002 Independence Bowl. Running backs coach Ryan Held also played for Nebraska (1993-96) and was an undergraduate coach on Nebraska's 1997 national championship team. Barrett Ruud (2001-04) and Greg Austin (2003-06) are also former Huskers, although neither had ever coached at Nebraska prior to this season.

The fresh faces on staff are seven assistants who are Nebraska newcomers: defensive coordinator Erik Chinander, offensive coordinator Troy Walters, special teams coordinator and outside linebackers coach Jovan Dewitt, tight ends coach Sean Beckton, defensive line coach Mike Dawson, defensive backs coach Travis Fisher and quarterbacks coach Mario Verduzco.

Although all 11 members of the staff are coaching in the Big Ten for the first time this fall, the staff boasts plenty of big-time experience. The staff owns a collective 25 years of coaching experience at nine different Power Five programs. Austin, Chinander and Dawson also spent a combined five seasons coaching in the National Football League.

## FORMER HUSKERS ON 2018 STAFF

- Scott Frost, Head Coach (1995-97)
- Greg Austin, Assistant Coach (2003-06)
- Ryan Held, Assistant Coach (1993-96)
- Barrett Ruud, Assistant Coach (2001-04)

## STAFF FEATURES TOP COACHES

Nebraska Head Coach Scott Frost, the 2017 conference, regional and national coach of the year, brought a top-notch staff with him to Lincoln as each of his assistant coaches and his head strength coach followed Frost to Nebraska.

- Frost was the consensus choice for the 2017 national coach of the year, after he led UCF to a 13-0 record as the nation's only undefeated team. Frost was named the 2017 national coach of the year by eight different organizations.
- Frost, Alabama's Nick Saban and Wisconsin's Paul Chryst are the only coaches to be a semifinalist for the George Munger Coach-of-the-Year Award in both 2016 and 2017.

- Defensive coordinator Erik Chinander was one of 40 nominees for the 2016 Broyles Award, when he helped UCF rank in the top 10 nationally in four defensive categories.
- Offensive coordinator Troy Walters was one of five finalists for the 2017 Broyles Award after helping UCF lead the nation in scoring and rank fifth in total offense.
- Zach Duval was named the 2017 National Strength & Conditioning Coach of the Year.

## FROST HAS SUCCESSFUL OFFENSIVE PEDIGREE

Nebraska is one of the nation's most improved offenses in 2018. NU averages 471.3 yards per game to rank 18th nationally.

The offensive success continues a long history of Scott Frost offensive excellence.

- In two seasons in Orlando, Frost and his offensive staff helped UCF improve by an average of more than 27 points per game and by more than 270 yards of total offense per game.
- The staff inherited a UCF offense that ranked 125th nationally in scoring and 127th in total offense in 2015. Two years later, the Knights led the nation in scoring and ranked fifth in total offense.
- In nine seasons as an offensive assistant, offensive coordinator or play-calling head coach, Frost has been a part of eight units that ranked in the top 10 nationally in scoring and seven that ranked in the top 10 in total offense.

## NATIONAL RANKINGS IN FROST'S 9 SEASONS AS AN OFFENSIVE COACH

YEAR	SCHOOL	TOTAL	SCORING
2009	Oregon	33rd	8th
2010	Oregon	1st	1st
2011	Oregon	4th	3rd
2012	Oregon	5th	2nd
2013*	Oregon	2nd	4th
2014*	Oregon	3rd	4th
2015*	Oregon	5th	5th
2016*	UCF	113th	66th
2017*	UCF	5th	1st
2018*	Nebraska	18th	62nd

\*offensive play-caller

## HUSKERS SEEK MORE TURNOVERS

Nebraska's defensive staff was known for producing takeaways in two seasons at UCF.

- UCF forced 58 takeaways in two seasons (2016-17), a total that ranked third nationally. The Knights ranked in the top 20 nationally in takeaways in each of the staff's two seasons in Orlando, while the Huskers last ranked in the top 20 nationally in takeaways in 2003.
- Led by the takeaways, UCF finished with a positive turnover margin in both 2016 and 2017. In contrast, Nebraska has posted a positive turnover margin just twice in the past nine seasons, winning nine games in each of those years.
- Nebraska has won 21 of its last 22 games when winning the turnover battle, including Saturday's game against Bethune-Cookman. The Huskers are -6 in turnover margin in 2018. NU had a season-high three takeaways against Bethune-Cookman.

## YOUTH DOMINATES NU ROSTER

Nebraska's 138-player roster features 54 newcomers who were not on last year's roster, including 40 true freshmen and 11 transfers (5 junior college transfers, 4 FBS transfers and 2 FCS transfers) and three new walk-ons.

- More than two-thirds of the squad is comprised of underclassmen, as 93 of the Huskers' 138 players are either freshmen or sophomores.

## WALK-ONS EARN SCHOLARSHIPS

Nebraska Head Coach Scott Frost placed three former walk-ons on scholarship for 2018.

## 2018 WALK-ONS EARNING SCHOLARSHIPS

- Wyatt Mazour, Jr., RB
- Bryan Reimers, Sr., WR
- Jacob Weinmaster, Jr., ILB

## FREEDOM RECOGNIZED FOR GOOD WORKS

Nebraska senior defensive end Freedom Akinmoladun is one of 11 football student-athletes from the FBS ranks named to the 2018 Allstate AFCA Good Works Team®.

Akinmoladun is the 15th Husker football player to receive the honor since it was first presented more than 25 years ago. Prior to this year, C.J. Zimmerer in 2013 was the last Husker to earn this achievement.

One of the most active student-athletes at Nebraska, Akinmoladun has earned recognition on the Brook Berringer and Tom Osborne Citizenship Teams in 2015, 2016, 2017 and 2018 for his outreach work, while also earning Nebraska Student-Athlete HERO Leadership Awards in 2015 and 2016. Akinmoladun spent a week in May of 2018 in Panama as part of Nebraska's No Filter Outreach trip.

On the field, Akinmoladun is a three-year starter on the Husker defensive line. The 2018 Allstate AFCA Good Works Team® will be invited to New Orleans to participate in a special community service project ahead of the 2019 Allstate® Sugar Bowl®, where the entire team will also be recognized on the field during a halftime presentation.

## TAYLOR HONORED WITH ON-CAMPUS HOF SALUTE

Nebraska great Aaron Taylor was honored for his upcoming induction into the College Hall of Fame with a National Football Foundation Hall of Fame On-Campus Salute during the Oct. 20 game with Minnesota.

Taylor returned to Memorial Stadium to accept a Hall of Fame plaque that will remain on permanent display at Nebraska.

Taylor was a two-time first-team All-American as a junior and senior, and is the only Husker to earn first-team All-America honors at two different positions. He also captured the 1997 Outland Trophy as the nation's most outstanding interior lineman.

Taylor was also part of three Nebraska national championship teams. He is the 18th Nebraska player elected to the College Football Hall of Fame. Nebraska also has six former coaches in the Hall.

## NEBRASKA UNDER FROST

Overall .....	2-6
vs. AP Ranked Teams .....	0-2
vs. AP Top 10 Teams .....	0-0
vs. Unranked Teams .....	2-4
vs. Big Ten Teams .....	1-4
Home .....	2-3
Road .....	0-3
Neutral .....	0-0
In August .....	0-0
In September .....	0-4
In October .....	2-2
In November .....	0-0
In December .....	0-0
In January .....	0-0
When Rushing for 200 or more yards .....	2-3
When Rushing for 300 or more yards .....	1-1
When Passing for 200 or more yards .....	2-4
When Passing for 300 or more yards .....	0-2
When NU player rushes for 100 yards .....	2-3
When NU has two 100-yard rushers .....	1-1
When NU player has 100 yards receiving .....	1-2
When Opponent has 100 Yd. Rusher .....	0-2
When Scoring 35 or More Points .....	2-0
When Holding Opponent to 10 Pts. or less .....	1-0
When forcing three or more turnovers .....	1-0
When winning turnover margin .....	1-0
When Nebraska scores first .....	2-2
When Nebraska leads at halftime .....	2-1
When Nebraska trails at halftime .....	0-5
When Nebraska is tied at halftime .....	0-0
Games decided by 11 points or more .....	2-3
Games decided by 10 or less .....	0-3
Games decided by 7 or less .....	0-3
Games decided by 3 or less .....	0-1
Overtime games .....	0-1





Nebraska has a long-standing tradition of being one of the leading programs in putting players into the National Football League.

Twenty-five Huskers are currently on NFL rosters, including 18 on active 53-man rosters, with another four players on NFL practice squads and three players on injured reserve.

The group is led by four-time All-Pro and five-time Pro Bowl selection Ndamukong Suh who is in his first season with the Los Angeles Rams. Linebacker Lavonte David is a captain of the Tampa Bay Buccaneers and has more than 750 tackles in six NFL seasons. David is a three-time All-Pro.

- Nebraska has had more than 400 players see action in the National Football League.
- At least one Husker has been selected in 56 consecutive NFL Drafts, the fifth-longest streak in NFL history.
- Two or more Huskers were taken in every NFL Draft from 1963 to 2016, the longest such streak in Draft history.
- A former Husker has appeared on a Super Bowl roster for 25 consecutive years, the longest streak in the nation.
- Since 1997, Nebraska ranks second in the Big Ten Conference with 90 NFL draftees.

*Chris Jones, Arizona Cardinals, PS*  
*Sam Koch, Baltimore Ravens*  
*Alex Lewis, Baltimore Ravens*  
*Stanley Jean-Baptiste, Baltimore Ravens, IR*  
*Prince Amukamara, Chicago Bears*  
*Cethan Carter, Cincinnati Bengals, IR*  
*Maliek Collins, Dallas Cowboys*  
*Randy Gregory, Dallas Cowboys*  
*Brett Maher, Dallas Cowboys*  
*Andy Janovich, Denver Broncos, Team Captain*  
*Ameer Abdullah, Detroit Lions*  
*Matt Slauson, Indianapolis Colts*  
*Niles Paul, Jacksonville Jaguars*  
*Tanner Lee, Jacksonville Jaguars, PS*  
*Ndamukong Suh, Los Angeles Rams*  
*Rex Burkhead, New England Patriots*  
*Vincent Valentine, New England Patriots, PS*  
*Nick Gates, New York Giants, IR*  
*Quincy Enunwa, New York Jets, Captain*  
*Spencer Long, New York Jets*  
*Brent Qvale, New York Jets*  
*Nathan Gerry, Philadelphia Eagles*  
*Lavonte David, Tampa Bay Buccaneers*  
*Will Compton, Tennessee Titans*  
*Joshua Kalu, Tennessee Titans, PS*

**NU AMONG ATTENDANCE LEADERS**

Nebraska averaged 89,798 fans for seven home games in 2017 to rank 10th nationally in average attendance. NU has ranked in the top 11 nationally in attendance each of the past five seasons. The Huskers ranked 10th in 2016 (90,200), 11th in 2015 (89,998); 10th in 2014 (91,249, a school record) and ninth in 2013 (90,933).

- The Huskers have ranked in the top 15 nationally in attendance every season since 2006 and in the top 20 every year since at least 2000.
- Nebraska is averaging 89,226 fans through five home games in 2018.

**NCAA-RECORD SELLOUT STREAK CONTINUES**

One of the most remarkable streaks in college sports continues in 2018. Nebraska has sold out every game at Memorial Stadium since Nov. 3, 1962, an NCAA-record streak of 366 consecutive sellouts, 99 more than second-place Notre Dame. NU is 307-59 (.839) during the streak and overall attendance during the streak is more than 28 million fans.

**LONGEST SELLOUT STREAKS IN NCAA HISTORY**

RK.	SCHOOL	TOTAL
1.	Nebraska	366
2.	Notre Dame	267

**HUSKERS OWN IMPRESSIVE HOME-FIELD ADVANTAGE**

Nebraska has rewarded the loyalty of its fans with great success at Memorial Stadium.

- Nebraska has won at least six home games in 24 of the past 31 seasons. NU is 173-36 (.828) at home since 1989.
- The Huskers were 7-0 at home in 2016, marking the Huskers' first perfect home season since 2012, and just the second since 2001.
- NU is 19-12 in Big Ten home games since joining the league in 2011.
- Since 1970, Nebraska has had three home winning streaks of 20 or more games and has posted 41 unbeaten and untied home seasons.
- The Huskers are 542-155-20 all-time in Lincoln (.770, 717 games, 129 years), and 417-132-13 (.754, 562 games, 96 years) in Memorial Stadium (since 1923).

**NEBRASKA AMONG TOP ALL-TIME PROGRAMS**

Nebraska is in its 129th season and boasts an 895-386-40 all-time record in 1,320 games (.693). Nebraska is one of 10 programs with 800 all-time victories, ranking fifth with 895 wins.

- Nebraska is nearing the 900-win club. Entering the 2018 season, Michigan (950) was the only program with 900 wins. Ohio State (905) and Texas (904) have joined the group in 2018.
- Since 1970, Nebraska owns a 461-144-5 record, for a .760 winning percentage in 610 games.
- Nebraska is the nation's wins leader over the last 40 and 50 years.
- Nebraska has 24 10-win seasons since 1970. Overall, the Huskers have won at least 10 games in a season 27 times, including 12 seasons with 11 or more wins, seven seasons with 12 or more wins and three 13-win seasons (1971, 1994, 1997).

- NU posted its nation-leading 50th all-time nine-win season in 2016. Forty-two of those nine-win seasons have come since 1970 and 48 since 1962, 15 more than any other school.
- NU was the first team in NCAA history to win 100 games in consecutive decades, leading the nation with 103 wins in the 1980s and ranking second with 108 wins in the 1990s.

**HUSKERS RANK 4TH & 7TH ALL-TIME IN NATIONAL TITLES**

Nebraska has won a total of five national titles in 1970, 1971, 1994, 1995 and 1997. In 1971, 1995 and 1997, the Huskers were crowned national champions in both the Associated Press and coaches' polls. In 1970, Nebraska was awarded the AP national title, but was No. 3 in the coaches poll behind No. 1 Texas and No. 2 Ohio State, both of whom lost their bowl games (the coaches' poll was voted on before bowl games). In 1997, undefeated Nebraska was voted No. 1 in the coaches' poll, while undefeated Michigan was No. 1 in the AP poll.

- In the coaches' poll (since 1950), Nebraska is tied with Miami and Texas for fourth with four national titles, behind Alabama (10), Oklahoma (6) and USC (5).
- In the AP poll (since 1936), Nebraska is tied with Minnesota for seventh with four national titles, trailing Alabama (11), Notre Dame (8), Oklahoma (7), Miami (5), Ohio State (5) and USC (5).

**NU LEADS IN CONFERENCE CROWNS**

Nebraska has won a nation-leading 46 football conference championships in school history. The Huskers won 13 conference titles under Tom Osborne and eight under Bob Devaney.

- The Huskers have won titles in five different conferences, including: the Western Inter-State University Foot Ball Association (3 titles); the Missouri Valley (12 titles); the Big 6 (9 titles); the Big Eight (20 titles); and the Big 12 (2 titles).
- Nebraska's 46 conference titles are tied with Oklahoma for the most in NCAA history. Nebraska, Oklahoma and Michigan (42) are the only programs in NCAA history to win at least 40 conference championships.

**NEBRASKA ALSO EXCELS IN THE CLASSROOM**

Nebraska's rich tradition is not limited to the field, as the Huskers have been outstanding in the classroom as well.

- Nebraska owns the NCAA record with 333 CoSIDA Academic All-Americans across all sports.
- Nebraska football has produced 108 academic All-Americans, the most of any single team in NCAA history.
- Nebraska also owns the NCAA record with 17 Top 10 Award Winners, which is considered the "Heisman Trophy" of academics.
- Nebraska football has produced nine Top 10 Award winners, the most of any single team in NCAA history.

**HISTORY**

Season of Football.....	129th
All-Time Games Played .....	1,321
All-Time Record.....	895-386-40 (.693)
National Ranking in All-Time Wins .....	5th
All-Time Bowl Appearances .....	53
National Ranking in Bowl Appearances ....	3rd
All-Time Bowl Record.....	26-27

**CHAMPIONSHIPS**

National Championships .....	5
Back-to-Back National Championships .....	2
Undefeated Seasons .....	11
Perfect Seasons .....	9
Conference Championships .....	46

**RECORD BREAKDOWN**

Home Games .....	542-155-20 (.770)
Memorial Stadium .....	417-132-13 (.754)
Record in August.....	13-0-0 (1.000)
Record in September .....	177-47-6 (.783)
Record in October.....	363-144-19 (.708)
Record in November .....	305-160-15 (.651)
Record in December .....	22-14-0 (.611)
Record in January.....	14-21-0 (.400)
Record in February .....	1-0-0 (1.000)
In Overtime.....	8-5
At Night.....	97-42-3
When Scoring 35+ Points.....	367-9
When Allowing 10 Points or Less .....	253-7-1
vs. Big Ten Teams .....	116-96-10
• In Big Ten Play (since 2011).....	35-29
• Home .....	19-12
• Away.....	16-16
• Neutral .....	0-1
vs. Ranked Teams .....	104-130-3
• Home .....	50-40-0
• Away.....	29-66-3
• Neutral .....	25-24-0
• as No. 1 Team .....	46-7-1

**STREAKS**

Consecutive Games Scoring a Point .....	291
Consecutive Home Games Scoring a Point...	332
Consecutive Home Sellouts.....	366
Record in Sellout Streak .....	307-59
• vs. Ranked Teams.....	45-29

**INDIVIDUAL HONORS**

College Football Hall of Fame Players .....	18
College Football Hall of Fame Coaches.....	6
First-Team All-Americans .....	110
CoSIDA Academic All-Americans* .....	108
NCAA Top Ten Award Winners* .....	9
Heisman Trophy Winners .....	3
Walter Camp Award Winners .....	3
Maxwell Trophy Winners .....	1
Outland Trophy Winners*.....	9
Lombardi Trophy Winners.....	5
Butkus Award Winners.....	1
Johnny Unitas Golden Arm Award Winners..	1
Davey O'Brien Award Winners .....	1
Rimington Award Winners.....	1
Bednarik Award Winners .....	1
Nagurski Trophy Winners .....	1
Retired Jerseys .....	25
All-Conference Selections .....	519

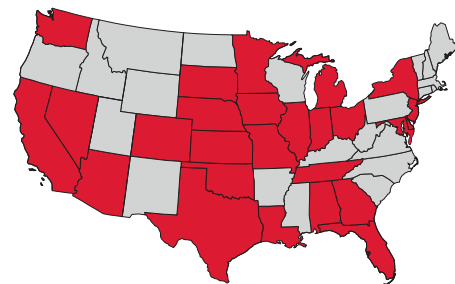
\*Total leads the nation

**SCHEDULE NOTES**

- Nebraska's 2018 FBS opponents combined for a 91-51 record in 2017.
- The Huskers will play five games against opponents who won at least 10 games in 2017, the second-most nationally.
- Nebraska will play nine games against 2017 bowl teams, the second-most nationally. NU is the only Big Ten team who will play nine games against 2017 bowl teams.
- NU will play a nation-leading seven games against teams that won a bowl game in 2017.
- Nebraska will face four teams who finished the 2017 season ranked in the top 20 of the Associated Press poll (at No. 5 Ohio State, at No. 7 Wisconsin, No. 15 Michigan State and at No. 17 Northwestern).
- Each of Nebraska's five road opponents won at least eight games in 2017 while combining for a 51-16 record.
- Three of the Huskers' five road opponents were ranked in the top 20 of the final 2017 AP poll (Ohio State, Wisconsin, Northwestern), while Iowa received votes in the final poll and Michigan spent 11 weeks ranked during the 2017 season, including six weeks in the top 10.

**COACHING STAFF NOTES**

- Head Coach **Scott Frost** is in his third season as a head coach in 2018. Frost is one of four former Husker players to return to the Nebraska sideline as head coach, and he is one of 26 FBS head coaches coaching at his alma mater.
- Nebraska's staff also includes former Huskers Greg Austin (2003-06), Ryan Held (1993-96) and Barrett Ruud (2001-04).
- Scott Frost and all 10 of his assistant coaches are in their third season working together, after Frost's entire staff followed him from UCF to Nebraska.
- The Huskers' staff teamed up to produce the greatest two-year turnaround in college football history at Central Florida. The staff inherited an 0-12 Knight team and led UCF to a 13-0 season in 2017, when the Knights were the nation's only undefeated team.
- Frost is one of only four FBS head coaches who won a national title as a player. Both Frost (1995 & 1997) and Ryan Held (1994 & 1995) were two-time national champions at Nebraska.
- Scott Frost was the consensus choice as the 2017 national coach of the year, while offensive coordinator Troy Walters was a finalist for the Broyles Award last season. Defensive coordinator Erik Chinander was a nominee for the 2016 Broyles Award.
- Troy Walters, the all-time leading receiver in Pac-12 history, was the 1999 Biletnikoff Award winner as the nation's top receiver. He is the only Biletnikoff Award winner currently coaching in college football.



**ROSTER NOTES**

- Nebraska's roster features 138 players hailing from 27 different states.
- The roster features 62 homegrown Huskers and is unofficially the largest roster of any non-service academy in the country.
- Behind Nebraska, the states most represented are: Florida (10), Texas (6) and California, Colorado, Georgia, Kansas and Missouri (5).
- Nebraska's 138-player roster is believed to be the third-largest roster in the country behind Army and Navy.
- The roster features 54 newcomers, including 40 true freshmen, 11 transfers (5 junior college transfers, 4 FBS transfers and 2 FCS transfers) and three newcomers who earned spots on the team via walk-on tryouts.
- More than two-thirds of the Huskers' 2018 roster are underclassmen, as 94 of Nebraska's 138 players are either freshmen or sophomores.

**ACADEMIC NOTES**

- Nebraska has always placed an emphasis on academic success, as the Husker football program has produced more CoSIDA Academic All-Americans than any other sport in NCAA history. With that emphasis, it has become a trend in recent years for many NU football players to earn their degree before playing in their final game.
- A total of nine Huskers are playing the 2018 season as graduates. Nebraska's total of nine graduates rank 25th in the FBS, 16th among Power Five program and fifth among Big Ten schools.
- The following nine Huskers are playing the 2018 season as college graduates:
  - » Freedom Akinmoladun, DL
  - » Tanner Farmer, OL
  - » Jerald Foster, OL
  - » Luke Gifford, OLB
  - » Tre Neal, DB\*
  - » Peyton Newell, DL
  - » Mick Stoltenberg, DL
  - » Vaha Vainuku, DL\*
  - » Mikale Wilbon, RB
- An additional seven Huskers are on track to earn their degrees in December. If that happens, 15 members of Nebraska's 19-player senior class will have earned their degrees by the end of the calendar year.

## COACHING LEDGER

### NEBRASKA (2018)

- Head Coach (2-6 Record)

### CENTRAL FLORIDA (2016-17)

- Head Coach (19-7 Record)

### OREGON (2009-15)

- Offensive Coordinator (2013-15)
- Assistant Coach (WR) (2009-12)

### NORTHERN IOWA (2007-08)

- Co-Defensive Coordinator (2008)
- Assistant Coach (LB) (2007)

### KANSAS STATE (2006)

- Graduate Assistant

### NEBRASKA (2002)

- Graduate Assistant

## YEARLY TEAM RECORDS

YEAR	TEAM (ROLE)	RECORD
2007	Northern Iowa (AC)	12-1
2008	Northern Iowa (DC)	12-3
2009	Oregon (AC)	10-3
2010	Oregon (AC)	12-1
2011	Oregon (AC)	12-2
2012	Oregon (AC)	12-1
2013	Oregon (OC)	11-2
2014	Oregon (OC)	13-2
2015	Oregon (OC)	9-3
2016	UCF (HC)	6-7
2017	UCF (HC)	13-0
2018	Nebraska (HC)	2-6

<b>HEAD COACHING RECORD</b>	<b>21-13</b>
<b>OVERALL RECORD</b>	<b>124-31</b>

## YEARLY TEAM RANKINGS

YEAR	TEAM (ROLE)	RANK
2007	UNI (AC)	4th
2008	UNI (DC)	4th
2009	Oregon (AC)	11th
2010	Oregon (AC)	3rd
2011	Oregon (AC)	4th
2012	Oregon (AC)	2nd
2013	Oregon (OC)	9th
2014	Oregon (OC)	2nd
2015	Oregon (OC)	14th*
2016	UCF (HC)	NR
2017	UCF (HC)	6th

\*ranking prior to bowl game

## CONFERENCE TITLES (7)

YEAR	TEAM	CONFERENCE
2007	UNI (AC)	Gateway
2008	UNI (DC)	Missouri Valley
2009	Oregon (AC)	Pac-10
2010	Oregon (AC)	Pac-10
2011	Oregon (AC)	Pac-12
2014	Oregon (OC)	Pac-12
2017	UCF (HC)	American

## PLAYING LEDGER

### NATIONAL FOOTBALL LEAGUE

- 3rd-Round Pick in 1998 NFL Draft
- 6-Year NFL Career at Safety

### NEBRASKA (1995-97)

- 1995 & 1997 National Champion
- 24-2 Record as Starting Quarterback
- 1996 Big 12 Newcomer of the Year

### STANFORD (1993-94)

- Two-Way Starter at Quarterback & Safety

## HEAD COACH SCOTT FROST



- 2017 NATIONAL COACH OF THE YEAR
- 2017 AFCA REGION 1 COACH OF THE YEAR
- 2017 CONFERENCE COACH OF THE YEAR

## NATIONAL COACH OF THE YEAR

Scott Frost was the consensus choice as the 2017 national coach of the year, earning the honor from at least eight different organizations.

As the Paul "Bear" Bryant Award winner, Frost joined Chris Petersen (2006 & 2009, Boise State) as the only coaches in the 32-year history of the award to win the honor while coaching a team outside of a Power Five Conference.

## HISTORIC TURNAROUND AT UCF

At UCF, Frost and his staff produced the greatest two-year turnaround in college football history, inheriting an 0-12 team and leading the Knights to a 13-0 record just two years later.

- In his first season in 2016, Frost made history as the only first-time head coach in FBS history to make a bowl game with a team that was winless the previous season.
- UCF tied for the national lead with a six-win improvement from the 2015 to 2016 season. The Knights then ranked third nationally with a seven-win improvement from 2016 to 2017.
- UCF's seven-win improvement from 2016 to 2017 ranked 11th in NCAA history and was just the second time a bowl team improved by more than six wins the next season.
- Frost called UCF's plays, leading the greatest two-year offensive turnaround in NCAA history. The Knights' went from last to fifth in total offense, improving their output by more than 260 yards per game. UCF also went from third-to-last to first in scoring offense, improving by nearly 35 points per game.

## FROST LED UCF TO 13-0 SEASON

In just his second season, Scott Frost guided UCF to a 13-0 record in 2017, when the Knights were the nation's only undefeated team.

- Frost became the fourth coach in FBS history to post a 13-0 record or better in either his first or second season as a head coach. Among that quartet, Frost is the only coach who inherited a team that won fewer than five games (inherited an 0-12 UCF team).
- Frost is one of only six active FBS head coaches who has posted a 13-0 season or better, joining Jimbo Fisher, Gary Patterson, Chris Petersen, Nick Saban and Kyle Whittingham.

- Frost also led Nebraska to a 13-0 record and a national title as the Huskers' starting quarterback in 1997. Frost is the only person in NCAA history to post a 13-0 season (or better) as both a player and a head coach.

## ACTIVE FBS HEAD COACHES WHO HAVE PRODUCED A 13-0 SEASON OR BETTER

- Jimbo Fisher (Texas A&M)
- **Scott Frost (Nebraska)**
- Gary Patterson (TCU)
- Chris Petersen (Washington)
- Nick Saban (Alabama)
- Kyle Whittingham (Utah)

## COACHES WITH A 13-0 SEASON IN THEIR 1ST OR 2ND YEAR AS A HEAD COACH

Year	Coach (School)	Season
1888	Walter Camp (Yale)	1st
2000	Bob Stoops (Oklahoma)	2nd
2006	Chris Petersen (Boise State)	1st
2017	<b>Scott Frost (UCF)</b>	<b>2nd</b>

## FROST A TOP OFFENSIVE COACH

This fall marks Scott Frost's 10th season as either an offensive assistant, offensive coordinator or head coach who calls the offensive plays. During that time, he has consistently proven to be one of the nation's finest offensive coaches.

- In his last nine seasons coaching offense, Frost has worked with eight units that finished in the top 10 nationally in scoring, including seven that ranked in the top five.
- Frost has also been a part of seven teams that ranked in the top 10 nationally in total offense the past nine seasons.

## FROST A PROVEN WINNER

The teams Scott Frost has been a part of have averaged 11 wins per season over the last 11 years, winning a total of seven conference titles.

- Frost has coached in two national title games and his teams have finished with a top-10 ranking eight times in the past 11 years.
- In two seasons as UCF's head coach, the Knights boasted the nation's best win improvement in 2016 and were the only FBS team to go undefeated in 2017.
- Frost was a two-time national champion who helped Nebraska to a 36-2 record, including a 24-2 mark as NU's starting quarterback.
- Frost is one of four active head coaches who won a national title as a player and is the only coach who won multiple national titles.



## 2018 NEBRASKA ASSISTANT COACHES



### TROY WALTERS OFFENSIVE COORDINATOR/ WIDE RECEIVERS

- 1st Season at Nebraska
- 11th Career Season
- 3rd Year as an Offensive Coord.

Walters was the coordinator for the greatest two-year offensive improvement in NCAA history at UCF (125th to 1st). The Knights led the country in scoring in 2017 when he was a finalist for the Broyles Award. Walters also coaches the wide receivers, a position he played at Stanford and for eight seasons in the NFL. Walters is the only former Biletnikoff Award winner currently coaching in the FBS ranks, and he is the Pac-12's all-time leading receiver (4,047 yards).



### GREG AUSTIN OFFENSIVE LINE

- 1st Season at Nebraska
- 9th Career Season
- 2 Years of NFL Experience

A former honorable-mention All-Big 12 Husker lineman, Austin boasts Power Five (Oregon) and NFL (Philadelphia) coaching experience. In 2017, his line paved the way for UCF to rank in the top 10 nationally in both rushing and passing touchdowns.



### SEAN BECKTON TIGHT ENDS

- 1st Season at Nebraska
- 23rd Career Season
- 20th Year as a College Coach

One of the top receivers in UCF history, Nebraska marks Beckton's first coaching job outside the state of Florida. A veteran and versatile coach, Beckton has developed NFL draft picks at three different positions - cornerback, wide receiver and tight end.



### RYAN HELD RUNNING BACKS

- 1st Season at Nebraska
- 19th Career Season
- 12 Years as a Head Coach

A former Husker, Held brings 12 years of head coaching experience at the junior college and Division II levels to Lincoln. He also boasts a winning pedigree after winning two national titles as a Husker and two as a coach (Nebraska and Tennessee).



### MARIO VERDUZCO QUARTERBACKS

- 1st Season at Nebraska
- 42nd Career Season
- 31st Year as a College Coach

Under Verduzco, UCF's McKenzie Milton ranked 2nd nationally - and 16th in NCAA history - in pass efficiency in 2017. Milton also became just the third underclassman in NCAA history to record 4,000 yards passing and 500 yards rushing in a season.



### ERIK CHINANDER DEFENSIVE COORDINATOR

- 1st Season at Nebraska
- 16th Career Season
- 3rd Year as a Defensive Coord.

Chinander earned a nomination for the Broyles Award in his first season as defensive coordinator at UCF in 2016. A former NFL assistant, Chinander's defense was the primary reason the Knights qualified for a bowl game one year after a winless campaign. The defense then preserved UCF's perfect season in 2017 with a pair of game-clinching interceptions in the American Athletic Conference title game and the Peach Bowl.



### MIKE DAWSON DEFENSIVE LINE

- 1st Season at Nebraska
- 20th Career Season
- 3 Years of NFL Experience

Dawson boasts three years of NFL coaching experience, and he has also been a collegiate defensive coordinator. At UCF, two of Dawson's three defensive linemen earned all-conference accolades in 2017. In 2016, UCF ranked ninth nationally in TFLs.



### JOVAN DEWITT OUTSIDE LINEBACKERS/ SPECIAL TEAMS COORD.

- 1st Season at Nebraska
- 20th Career Season
- 9 Years as a Defensive Coord.

The veteran of the defensive staff, Dewitt is also NU's special teams coordinator. At UCF, linebacker Shaquem Griffin was the 2016 American Athletic Conference Defensive Player of the Year after he made only nine career tackles before Dewitt's arrival.



### TRAVIS FISHER DEFENSIVE BACKS

- 1st Season at Nebraska
- 6th Career Season
- 6th Year as a College Coach

Fisher has emerged as a rising star following a nine-year NFL career. Fisher was the highest-drafted defensive player in UCF history (No. 64) until he was surpassed in 2018 when his pupil Mike Hughes was selected in the first round with the 30th pick after just one season in Orlando.



### BARRETT RUUD INSIDE LINEBACKERS

- 1st Season at Nebraska
- 3rd Career Season
- 1st Full-Time Coaching Role

Nebraska's all-time leading tackler, Ruud is in his first season as a full-time assistant coach. Ruud, who posted four consecutive 100-tackle seasons for the Tampa Bay Buccaneers, was a quality control administrator under Scott Frost at Central Florida the past two seasons.

## GAME DAY COACHING SPOTS

### SIDELINES

- Scott Frost, Head Coach
- Greg Austin, Defensive Line
- Sean Beckton, Tight Ends
- Erik Chinander, Defensive Coordinator
- Travis Fisher, Defensive Backs
- Ryan Held, Running Backs
- Barrett Ruud, Inside Linebackers

### COACHES BOOTH

- Mike Dawson, Defensive Line
- Jovan Dewitt, Outside LBs/Special Teams Coord.
- Mario Verduzco, Quarterbacks
- Troy Walters, Offensive Coordinator/WRs

## NEBRASKA SUPPORT STAFF

### STRENGTH COACHES

- Zach Duval, Head Strength Coach
- Jasen Carlson, Assistant Strength Coach
- Dan Millington, Assistant Strength Coach
- Andrew Strop, Assistant Strength Coach

### FOOTBALL ADMINISTRATION

- Gerrod Lambrecht, Chief of Staff
- Matt Davison, Associate A.D. - Football
- Adam Clark, Director of Football Operations
- Joni Duff, Football Secretary
- Teri Riggins, Football Secretary

### ANALYSTS & QUALITY CONTROL STAFF

- Frank Verducci, Senior Offensive Analyst
- Dustin Haines, Offensive Analyst
- Jack Cooper, Defensive Quality Control
- Steve Cooper, Offensive Quality Control
- Zach Crespo, Special Teams Quality Control

### PLAYER PERSONNEL & RECRUITING STAFF

- Ron Brown, Director of Player Development
- Sean Dillon, Director of Player Personnel
- Trent Mossbrucker, Dir. of Recruiting & Admin.
- Ryan Callaghan, Asst. Dir. of Player Personnel
- Kenny Wilhite, Director of High School Relations
- Mike Cassano, National High School Relations
- Kevin Ashmos, Recruiting Assistant

### GRADUATE ASSISTANTS

- Demeitre Brim
- Chuka Ndulue
- Colby Ellis
- Nick Smith

### GRADUATE MANAGERS & INTERNS

- Cole Ashby, Graduate Manager
- Steve DeMeo, Graduate Manager
- Sean Beckton Jr., Performance Intern
- Addison Morris, Recruiting/Operation Intern

### FOOTBALL VIDEO

- Tate Guillotte, Director of Video Technology
- Ryan Voecks, Video Coordinator

### GRADUATE MANAGERS & INTERNS

- Jay Terry, Equipment Manager
- Bryan Harrod, Assistant Equipment Manager
- Kyle Kotrous, Assistant Equipment Manager

### ATHLETIC MEDICINE

- Mark Mayer, Head Football Athletic Trainer
- Drew Hamblin, Assistant Athletic Trainer
- Todd Johnson, Assistant Athletic Trainer
- Kengo Sugimoto, Grad. Asst. Athletic Trainer
- Michael Tsukamoto, Grad. Asst. Athletic Trainer
- Lonnie Albers, Associate A.D. - Medicine
- Jerry Weber, Head Athletic Trainer

### PERFORMANCE NUTRITION

- Dave Ellis, Director of Performance Nutrition

# SCOUTING THE OHIO STATE BUCKEYES (7-1)

## OHIO STATE BUCKEYES (7-1)



**HEAD COACH  
URBAN MEYER**

- 77-9 (at Ohio State)
- 181-32 (Career Record)
- 3-0 vs. Nebraska

### 2018 SCHEDULE

Sept. 1	Oregon State (W, 77-31)
Sept. 8	Rutgers (W, 52-3)
Sept. 15	vs. TCU (W, 40-28)
Sept. 22	Tulane (W, 49-6)
Sept. 29	at Penn State (W, 27-26)
Oct. 6	Indiana (W, 49-26)
Oct. 13	Minnesota (W, 30-14)
Oct. 20	at Purdue (L, 20-49)
Nov. 3	Nebraska
Nov. 10	at Michigan State
Nov. 17	at Maryland
Nov. 24	Michigan

The Ohio State Buckeyes are coming off a bye week, but previously suffered their first loss of the season against Purdue on Oct. 21. Despite racking up over 540 yards on offense, the Buckeyes lost, 49-20, to the Boilermakers on the road.



OSU is averaging more than 40 points and more than 550 yards of offense per game this season. Sophomore quarterback Dwayne Haskins is 224-of-315 for 2,801 yards and 30 touchdowns. Ten Buckeye receivers have touchdowns this season, including Terry McLaurin and Parris Campbell, who lead the team with eight and seven, respectively. On the ground, J.K. Dobbins has 120 carries for 521 yards and four touchdowns.

On defense, Jordan Fuller leads the team with 44 total tackles, including 1.5 for loss. Malik Harrison has 35 tackles for loss and 3.0 sacks. He also has an interception on the year. As a unit, the Buckeyes have 62 tackles for loss and 26 sacks.

### BUCKEYE STAT LEADERS

PASSING	CMP-ATT-INT	PCT	YDS	TD
D. Haskins	224-315-5	71.1	2,801	30
Tate Martell	23-28-0	82.1	269	1

RUSHING	ATT.	YDS	YPC	TD
J.K. Dobbins	120	521	4.3	4
Mike Weber	96	516	5.4	3
Tate Martell	18	121	6.7	2

RECEIVING	REC.	YDS	YPC	TD
Parris Campbell	52	600	11.5	7
K.J. Hill	49	656	13.4	4
Austin Mack	26	331	12.7	1
Terry McLaurin	21	398	19.0	8
Johnnie Dixon	21	284	13.5	4
Binjamin Victor	14	236	16.9	3

TACKLES	SOLO	TOTAL	TFL	SACK
Jordan Fuller	32	44	1.5	0.0
Malik Harrison	27	35	3.0	1.5
Pete Werner	22	31	7.5	3.0
Isaiah Pryor	18	29	1.0	0.0
Tuf Broland	11	26	4.0	2.0

PUNTING	NO.	YDS	AVG	LG	I20
Drue Chrisman	31	1,350	43.5	65	16

FIELD GOALS	MADE	ATT	PCT	LG
Sean Nuernberger	3	5	60.0	30

35 tackles, including 3.0 for loss and 3.0 sacks. He also has an interception on the year. As a unit, the Buckeyes have 62 tackles for loss and 26 sacks.

### NEBRASKA VS. OHIO STATE SERIES HISTORY

Nebraska and Ohio State have faced each other six times dating back to 1955. The Buckeyes lead the series 5-1. NU's lone win came in 2011 when Nebraska hosted Ohio State in its first-ever Big Ten home game. The Huskers rallied from a 27-6 deficit for a 34-27 victory, marking the largest comeback in school history. Since then and since Urban Meyer took over as head coach at OSU, Nebraska has lost three straight, including one in 2016 and one in 2017. In those three contests, the Buckeyes have outscored the Cornhuskers 181-55.

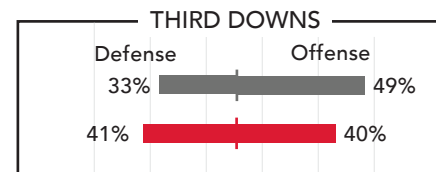
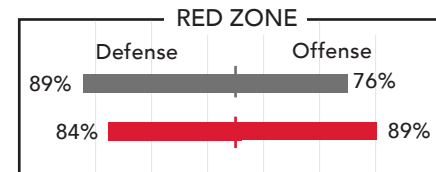
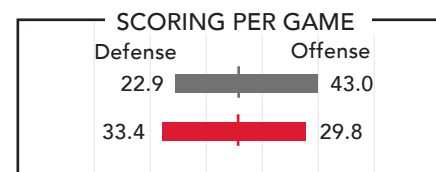

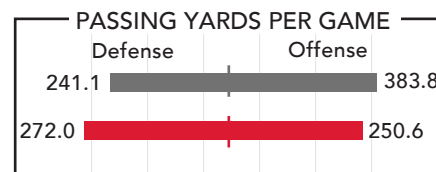
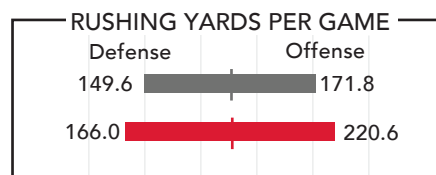
### ABOUT OHIO STATE FOOTBALL

Ohio State has fielded a football team since 1890 and has won more than 900 games (905) in program history, which ranks second in NCAA history, only behind Michigan. OSU claims eight national championships, including one under current Head Coach Urban Meyer (2014). The Buckeyes have won 36 Big Ten Championships. The program's most recent Big Ten title came last season. Ohio State has had 85 consensus All-America selections, 401 first-team All-Big Ten Selections and 79 first-round NFL Draft picks.

### STATISTICAL RANKING COMPARISON

NEB	BIG	NAT.	CATEGORY	NAT.	CONF.	OSU
220.6	5th	29th	Rushing Offense	68th	7th	171.8
250.6	6th	46th	Passing Offense	2nd	1st	383.8
471.3	3rd	18th	Total Offense	3rd	1st	555.5
29.8	7th	62nd	Scoring Offense	8th	1st	43.0
166.0	11th	71st	Rushing Defense	56th	6th	149.6
272.0	11th	110th	Pass Defense	85th	10th	241.1
438.0	13th	103rd	Total Defense	68th	8th	390.8
33.4	12th	102nd	Scoring Defense	41st	7th	22.9
40%	9th	68th	3rd-Down Offense	9th	1st	49%
41%	11th	95th	3rd-Down Defense	27th	2nd	33%
89%	5th	29th	Red Zone Offense	117th	13th	76%
84%	6th	65th	Red Zone Defense	106th	10th	89%
37.41	10th	74th	Net Punting	4th	1st	42.4
11.11	2nd	41st	Punt Returns	95th	8th	6.39
654	13th	125th	Penalty Yards	116th	12th	607
-0.75	12th	106th	Turnover Margin	17th	2nd	0.75

### STATISTICAL COMPARISON



**OHIO STATE** **NEBRASKA**

### CAREER STARTS - OFFENSE

PLAYER	'15	'16	'17	'18	ALL
Morgan Jr.	3	9	8	8	28
Farmer	-	11	8	7	26
Foster	0	4	12	8	24
Jaimes	-	-	9	8	17
Conrad	0	5	7	4	16
M. Farniok	-	-	4	8	12
Spielman	-	-	4	8	12
Ozigbo	0	1	3	5	9
Stoll	-	-	1	8	9
Wilbon	0	0	7	0	7
Martinez	-	-	-	7	7
Wilson	-	-	0	5	5
Warner	-	-	-	5	5
Reimers	0	1	2	1	4
M. Williams	-	-	-	2	2
C. Young	-	0	1	0	1
Bunch	-	-	-	1	1

### CAREER STARTS - DEFENSE

PLAYER	'15	'16	'17	'18	ALL
D. Young II	11	9	11	8	39
Akinmoladun	4	13	12	8	37
A. Williams	3	11	8	7	29
T. Neal	5*	-	13*	8	26
Stoltenberg	0	9	12	3	24
C. Davis	-	4	12	5	21
Jackson	-	1	12	7	20
Gifford	0	0	7	8	15
Barry	-	0	2	8	10
Bootle	-	-	1	8	9
Stille	-	-	1	8	9
A. Davis	-	0	5	3	8
Lee Jr.	-	0	6	1	7
Reed	0	1	4	2	7
Ferguson	-	-	-	3	3
D. Williams	-	-	-	1	1
Dismuke	-	-	1	0	1

\*at UCF

### CAREER STARTS - SPECIAL TEAMS

PLAYER	'15	'16	'17	'18	ALL
Ober	13	13	12	2	40
Lightbourn	-	12	12	5	29
Pickering	-	-	-	8	8
Urbach	-	-	-	6	6
Armstrong	-	-	0	3	3

### CONSECUTIVE STARTS (MIN. 10)

PLAYER, POSITION	STARTS
Freedom Akinmoladun, DL	33
Tre Neal, S	21*
Jerald Foster, OG	20
Brenden Jaimes, OT	17
Stanley Morgan Jr., WR	13
Dedrick Young, LB	12

\*includes games at UCF

## NEBRASKA DEPTH CHART • OHIO STATE

### OFFENSIVE DEPTH CHART

WR	8	Stanley Morgan Jr.	6-1	200	Sr.	New Orleans, La.
	88	Jaron Woodyard	5-9	190	Jr.	Gaithersburg, Md.
	-OR- 83	Bryan Reimers	6-5	220	Sr.	Lincoln, Neb.
LT	76	Brenden Jaimes	6-6	300	So.	Austin, Texas
	65	Christian Gaylord	6-6	310	Jr.	Baldwin City, Kan.
LG	67	Jerald Foster	6-3	335	Sr.	Lincoln, Neb.
	50	John Raridon	6-4	320	So.	West Des Moines, Iowa
C	63	Tanner Farmer	6-4	325	Sr.	Highland, Ill.
	62	Cole Conrad	6-5	320	Sr.	Fremont, Neb.
RG	56	Boe Wilson	6-3	305	So.	Lee's Summit, Mo.
	75	Trent Hixson	6-4	300	RFr.	Omaha, Neb.
RT	71	Matt Farniok	6-6	330	So.	Sioux Falls, S.D.
	70	Matt Sichterman	6-4	310	RFr.	Kings Mills, Ohio
TE	86	Jack Stoll	6-4	260	So.	Lone Tree, Colo.
	11	Austin Allen	6-8	245	RFr.	Aurora, Neb.
	-OR- 82	Kurt Rafdal	6-7	250	RFr.	Carmel, Ind.
WR	81	Kade Warner	6-1	210	RFr.	Scottsdale, Ariz.
	19	Mike Williams	5-10	185	Jr.	Lake City, Fla.
WR	10	JD Spielman	5-9	185	So.	Eden Prairie, Minn.
	37	Wyatt Mazour	5-9	200	Jr.	Albion, Neb.
	-OR- 89	Todd Honas	5-11	200	So.	Aurora, Neb.
QB	2	Adrian Martinez	6-2	220	Fr.	Fresno, Calif.
	17	Andrew Bunch	6-1	210	So.	Thompson Station, Tenn.
	-OR- 16	Noah Vedral	6-1	200	So.	Wahoo, Neb.
RB	22	Devine Ozigbo	6-0	235	Sr.	Sachse, Texas
	28	Maurice Washington	6-1	190	Fr.	Stockton, Calif.

### DEFENSIVE DEPTH CHART

DE	91	Freedom Akinmoladun	6-4	295	Sr.	Grandview, Mo.
	94	Khalil Davis	6-2	310	Jr.	Blue Springs, Mo.
	97	Deontre Thomas	6-3	290	So.	Mustang, Okla.
NG	96	Carlos Davis	6-2	325	Jr.	Blue Springs, Mo.
	99	Peyton Newell	6-3	300	Sr.	Hiawatha, Kan.
	-OR- 93	Damion Daniels	6-3	340	RFr.	Dallas, Texas
DE	95	Ben Stille	6-5	290	So.	Ashland, Neb.
	44	Mick Stoltenberg	6-5	315	Sr.	Gretna, Neb.
	9	DaiShon Neal	6-7	310	Jr.	Houston, Texas
OLB	43	Tyrin Ferguson	6-2	230	Jr.	New Orleans, La.
	22	Alex Davis	6-5	255	Jr.	Riviera Beach, Fla.
	-OR- 13	JoJo Domann	6-1	225	So.	Colorado Springs, Colo.
ILB	5	Dedrick Young II	6-1	245	Sr.	Peoria, Ariz.
	31	Collin Miller	6-3	245	So.	Fishers, Ind.
ILB	7	Mohamed Barry	6-1	230	Jr.	Grayson, Ga.
	57	Jacob Weinmaster	6-0	225	Jr.	Loveland, Colo.
OLB	12	Luke Gifford	6-4	245	Sr.	Lincoln, Neb.
	4	Caleb Tannor	6-2	210	Fr.	Stone Mountain, Ga.
	21	Lamar Jackson	6-3	215	Jr.	Elk Grove, Calif.
CB	6	Eric Lee Jr.	6-0	215	Jr.	Milton, Mass.
	-OR- 15	Braxton Clark	6-4	200	Fr.	Orlando, Fla.
	24	Aaron Williams	5-11	190	Sr.	Atlanta, Ga.
S	25	Antonio Reed	6-2	215	Sr.	Memphis, Tenn.
	14	Tre Neal	6-1	215	Sr.	Atlanta, Ga.
S	41	Deontai Williams	6-1	200	So.	Jacksonville, Fla.
	23	Dicaprio Bootle	5-10	190	So.	Miami, Fla.
CB	17	Cam Taylor	6-0	205	Fr.	Montgomery, Ala.

### SPECIAL TEAMS DEPTH CHART

PK	32	Barret Pickering	6-0	195	Fr.	Birmingham, Ala.
	39	Cole Frahm	6-6	235	RFr.	Omaha, Neb.
P	98	Isaac Armstrong	5-11	205	Jr.	Lincoln, Neb.
	35	Caleb Lightbourn	6-3	250	Jr.	Washougal, Wash.
LS	92	Chase Urbach (LS)	6-3	210	Jr.	Grosse Pointe, Mich.
	84	Jordan Ober (SS)	6-1	225	Sr.	Las Vegas, Nev.
H	98	Isaac Armstrong	5-11	205	Jr.	Lincoln, Neb.
	35	Caleb Lightbourn	6-3	250	Jr.	Washougal, Wash.
KR	28	Maurice Washington	6-1	190	Fr.	Stockton, Calif.
	88	Jaron Woodyard	5-9	190	Jr.	Gaithersburg, Md.
	10	JD Spielman	5-9	185	So.	Eden Prairie, Minn.
PR	10	JD Spielman	5-9	185	So.	Eden Prairie, Minn.
	8	Stanley Morgan Jr.	6-1	200	Sr.	New Orleans, La.



## 2018 NEBRASKA GAME-BY-GAME STARTERS

### OFFENSIVE STARTING LINEUPS

OPPONENT	WR	WR	WR	TE	RT	RG	C	LG	LT	QB	RB	PK
Colorado	Morgan Jr.	Williams	Spielman	Stoll	Farniok	Farmer	Conrad	Foster	Jaimes	Martinez	Bell	Pickering
Troy	Morgan Jr.	Reimers	Spielman	Stoll	Farniok	Farmer	Conrad	Foster	Jaimes	Bunch	Bell	Pickering
Michigan	Morgan Jr.	Williams	Spielman	Stoll	Farniok	Farmer	Conrad	Foster	Jaimes	Martinez	Bell	Pickering
Purdue	Morgan Jr.	Warner	Spielman	Stoll	Farniok	Wilson	Conrad	Foster	Jaimes	Martinez	Ozigbo	Pickering
Wisconsin	Morgan Jr.	Warner	Spielman	Stoll	Farniok	Wilson	Farmer	Foster	Jaimes	Martinez	Ozigbo	Pickering
Northwestern	Morgan Jr.	Warner	Spielman	Stoll	Farniok	Wilson	Farmer	Foster	Jaimes	Martinez	Ozigbo	Pickering
Minnesota	Morgan Jr.	Warner	Spielman	Stoll	Farniok	Wilson	Farmer	Foster	Jaimes	Martinez	Ozigbo	Pickering
Bethune-Cookman	Morgan Jr.	Warner	Spielman	Stoll	Farniok	Wilson	Farmer	Foster	Jaimes	Martinez	Ozigbo	Pickering
Ohio St.												
Illinois												
Michigan St.												
Iowa												

### DEFENSIVE STARTING LINEUPS

OPPONENT	DE	NG	DE	OLB	ILB	ILB	OLB	CB	S	S	CB	P
Colorado	Akinmoladun	Stoltenberg	Stille	Ferguson	Young	Barry	Gifford	Jackson	Reed	Neal	Bootle	Lightbourn
Troy	Akinmoladun	Stoltenberg	Stille	Ferguson	Young	Barry	Gifford	Jackson	A. Williams	Neal	Bootle	Lightbourn
Michigan	Akinmoladun	Stoltenberg	Stille	Ferguson	Young	Barry	Gifford	Jackson	A. Williams	Neal	Bootle	Lightbourn
Purdue	Akinmoladun	C. Davis	Stille	D. Williams*	Young	Barry	Gifford	Jackson	A. Williams	Neal	Bootle	Lightbourn
Wisconsin	Akinmoladun	C. Davis	Stille	A. Davis	Young	Barry	Gifford	Jackson	A. Williams	Neal	Bootle	Lightbourn
Northwestern	Akinmoladun	C. Davis	Stille	Reed*	Young	Barry	Gifford	Jackson	A. Williams	Neal	Bootle	Armstrong
Minnesota	Akinmoladun	C. Davis	Stille	A. Davis	Young	Barry	Gifford	Jackson	A. Williams	Neal	Bootle	Armstrong
Bethune-Cookman	Akinmoladun	C. Davis	Stille	A. Davis	Young	Barry	Gifford	Jackson	A. Williams	Neal	Bootle	Armstrong
Ohio St.												
Illinois												
Michigan St.												
Iowa												

\*NU opened with three safeties

## 2018 NEBRASKA PLAYER PARTICIPATION

PLAYER, POS.	GP	GS	PLAYER, POS.	GP	GS	PLAYER, POS.	GP	GS
Freedom Akinmoladun, DE	8	8	Damian Jackson, DL	1	0	Bryan Reimers, WR	6	1
Austin Allen, TE	8	0	Lamar Jackson, CB	8	7	Austin Rose, RB	4	0
Fyn Anderson, DL	1	0	Brenden Jaimes, OL	8	8	Matt Sichterman, OL	3	0
Isaac Armstrong, P/H	8	3	Matt Jarzynka, DL	1	0	CJ Smith, DB	2	0
Mohamed Barry, ILB	8	8	Miles Jones, RB	1	0	JD Spielman, WR	8	8
Greg Bell, RB	4	3	Cameron Jurgens, TE	1	0	Ben Stille, DL	8	8
Dicaprio Bootle, CB	8	8	Reid Karel, DB	2	0	Jack Stoll, TE	8	8
Andrew Bunch, QB	4	1	Katerian Legrone, TE	1	0	Mick Stoltenberg, DL	4	3
Tony Butler, S	7	0	Eric Lee Jr., CB	5	1	Jeremiah Stovall, DB	5	0
Braxton Clark, CB	3	0	Caleb Lightbourn, P	8	5	Eli Sullivan, S	3	0
Cole Conrad, OL	6	4	Tyjon Lindsey, WR	4	0	Caleb Tannor, OLB	8	0
Ethan Cox, CB	7	0	Adrian Martinez, QB	7	7	Cam Taylor, CB	7	0
Damion Daniels, DL	8	0	Wyatt Mazour, RB	8	0	Deontre Thomas, DL	4	0
Alex Davis, OLB	8	3	Jaevon McQuitty, WR	5	0	Guy Thomas, DL	4	0
Carlos Davis, DL	8	5	Collin Miller, OLB	8	0	Chase Urbach, LS	6	0
Khalil Davis, DL	8	0	Hunter Miller, OL	2	0	Vaha Vainuku, DL	1	0
Marquel Dismuke, S	5	0	Stanley Morgan Jr., WR	8	8	Noah Vedral, QB	1	0
JoJo Domann, S	4	0	DaiShon Neal, DL	7	0	Chris Walker, DL	1	0
Tanner Farmer, OL	8	7	Tre Neal, S	8	8	Kade Warner, WR	5	5
Matt Farniok, OL	8	8	Peyton Newell, DL	8	0	Maurice Washington, RB	7	0
Tyrin Ferguson, OLB	6	3	Jordan Ober, LS	8	0	Jacob Weinmaster, ILB	8	0
Jerald Foster, OL	8	8	Simon Otte, OLB	1	0	Mikale Wilbon, RB	4	0
Christian Gaylord, OL	6	0	Devine Ozigbo, RB	8	5	Aaron Williams, S	8	7
Luke Gifford, OLB	8	8	Jordan Paup, OLB	1	0	Deontai Williams, S	8	1
Trent Hixson, OL	3	0	Barret Pickering, PK	8	8	Mike Williams, WR	8	2
Todd Honas, WR	5	0	Kurt Rafdal, TE	8	0	Boe Wilson, OL	8	5
Will Honas, ILB	4	0	John Raridon, OL	2	0	Jaron Woodyard, WR	6	0
Andre Hunt, WR	2	0	Antonio Reed, S	8	2	Dedrick Young II, ILB	8	8

**NUMERICAL ROSTER**

NO.	NAME	POS.
2	Tony Butler	CB
2	Adrian Martinez	QB
3	Will Honas	ILB
4	Avery Anderson	S
4	Jaevon McQuitty	WR
4	Caleb Lightbourn	OLB
5	Dedrick Young II	ILB
6	Eric Lee Jr.	CB
7	Mohamed Barry	ILB
8	Stanley Morgan Jr.	WR
9	DaiShon Neal	DL
10	JD Spielman	WR
11	Austin Allen	TE
11	Vaha Vainuku	DL
12	Luke Gifford	OLB
12	Katerian Legrone	TE
13	JoJo Domann	S
13	Justin McGriff	WR
14	Tre Neal	S
15	Braxton Clark	CB
15	Andre Hunt	WR
16	Ethan Cox	CB
16	Noah Vedral	QB
17	Andrew Bunch	QB
17	Cam Taylor	CB
18	Matt Masker	QB
18	Guy Thomas	OLB
19	Marquel Dismuke	S
19	Mike Williams	WR
21	Lamar Jackson	CB
21	Mikale Wilbon	RB
22	Alex Davis	OLB
22	Devine Ozigbo	RB
23	Dicaprio Bootle	CB
24	Aaron Williams	S
25	Antonio Reed	S
26	Miles Jones	RB
26	CJ Smith	S
28	Maurice Washington	RB
29	Bennett Folkers	WR
29	Cam'ron Jones	S
29	Austin Rose	RB
30	Quayshon Alexander	OLB
30	Bo Kitrell	RB
30	Eli Sullivan	S
31	Keaton Henry	TE
31	Collin Miller	ILB
32	Pernell Jefferson	OLB
32	Barret Pickering	PK
33	Jaylin Bradley	RB
34	Breon Dixon	OLB
34	Simon Otte	OLB
35	Moses Bryant	CB
35	Caleb Lightbourn	P
36	Christian Banker	WR
36	Spencer Jordan	ILB
36	Reid Karel	DB
37	Corbin Frederick	DB
37	Wyatt Mazour	RB
38	Brody Belt	RB
38	Damian Jackson	DL
39	Bradley Bunner	DB
39	Cole Frahm	PK
39	Andrew Thurman	WR
40	Grant Jordan	ILB
40	Brandon Robbins	WR
41	Justin Holm	WR
41	Deontai Williams	S

**2018 NEBRASKA ALPHABETICAL ROSTER**

NO.	NAME	POS.	HT.	WT.	YR.	HOMETOWN (HIGH SCHOOL/COLLEGE)
91 ***	Akinmoladun, Freedom	DL	6-4	295	Sr.	Grandview, Mo. (Grandview)
30	Alexander, Quayshon	OLB	6-3	250	So.	Prospect Park, N.J. (De Paul Catholic)
42	Alioth Jr., Chad	WR	6-2	195	RFr.	Omaha, Neb. (North)
11	Allen, Austin	TE	6-8	245	RFr.	Aurora, Neb. (Aurora)
45	Alston, David	OLB	6-4	225	Fr.	Saint Paul, Minn. (Woodbury)
4	* Anderson, Avery	S	6-0	180	Jr.	Surprise, Ariz. (Pine Creek [Colo.])
75	Anderson, Fyn	DL	6-3	285	Jr.	Lincoln, Neb. (Southeast)
50	Archer, Jake	LB	6-0	210	Fr.	Omaha, Neb. (Skutt Catholic)
98	Armstrong, Isaac	P	5-11	205	Jr.	Lincoln, Neb. (Kearney HS/Southwest HS)
61	Balenger, Mitchell	OL	6-2	305	Fr.	Leonardtown, Md. (Leonardtown/Fork Union [Va.] Military Academy)
51	Banderas, Anthony	LB	6-1	225	Fr.	Lincoln, Neb. (Southwest)
73	Bando, Broc	OL	6-5	315	RFr.	Lincoln, Neb. (IMG [Fla.] Academy)
36	Banker, Christian	WR	6-0	190	RFr.	Omaha, Neb. (Skutt Catholic)
7	** Barry, Mohamed	ILB	6-1	230	Jr.	Grayson, Ga. (Grayson)
38	Belt, Brody	RB	5-8	185	Fr.	Omaha, Neb. (Millard West)
23	* Bootle, Dicaprio	CB	5-10	190	So.	Miami, Fla. (Southridge)
33	* Bradley, Jaylin	RB	6-0	210	So.	Bellevue, Neb. (West)
35	Bryant, Moses	CB	5-11	200	Fr.	Elkhorn, Neb. (South)
17	Bunch, Andrew	QB	6-1	210	So.	Thompson's Station, Tenn. (Independence/Scottsdale [Ariz.] CC)
39	Bunner, Bradley	DB	6-0	190	RFr.	Clarkson, Neb. (Clarkson)
2	* Butler, Tony	CB	6-2	205	So.	Lakewood, Ohio (St. Edward)
58	Cassidy, Chris	ILB	6-0	225	Fr.	Lincoln, Neb. (Pius X)
45	Chaffin, Ty	WR	6-5	210	So.	Burwell, Neb. (Burwell)
15	Clark, Braxton	CB	6-4	200	Fr.	Orlando, Fla. (Dr. Phillips)
62	** Conrad, Cole	OL	6-5	320	Sr.	Fremont, Neb. (Archbishop Bergan)
16	Cox, Ethan	CB	5-10	185	RFr.	Blair, Neb. (Blair)
95	Cromer, Alec	P	6-4	230	So.	Beatrice, Neb. (Beatrice/South Dakota State)
93	Daniels, Damion	DL	6-3	340	RFr.	Dallas, Texas (Bishop Dunne)
22	** Davis, Alex	OLB	6-5	255	Jr.	Riviera Beach, Fla. (Dwyer)
96	** Davis, Carlos	DL	6-2	325	Jr.	Blue Springs, Mo. (Blue Springs)
94	** Davis, Khalil	DL	6-2	310	Jr.	Blue Springs, Mo. (Blue Springs)
19	* Dismuke, Marquel	S	6-2	200	So.	Compton, Calif. (Calabasas)
34	Dixon, Breon	OLB	6-0	205	So.	Loganville, Ga. (Grayson/Ole Miss)
13	* Domann, JoJo	S	6-1	225	So.	Colorado Springs, Colo. (Pine Creek)
63	** Farmer, Tanner	OL	6-4	325	Sr.	Highland, Ill. (Highland)
71	* Farniok, Matt	OL	6-6	330	So.	Sioux Falls, S.D. (Washington)
68	Farniok, Will	OL	6-3	290	Fr.	Sioux Falls, S.D. (Washington)
82	Feist, Colton	DL	6-2	255	Fr.	Yutan, Neb. (Yutan)
43	** Ferguson, Tyrin	OLB	6-2	230	Jr.	New Orleans, La. (Edna Karr)
29	Folkers, Bennett	WR	6-2	195	Fr.	Gothenburg, Neb. (Gothenburg)
52	Forbes, AJ	OL	6-4	290	Fr.	Bellevue, Neb. (West)
67	*** Foster, Jerald	OL	6-3	335	Sr.	Lincoln, Neb. (Southeast)
39	Frahm, Cole	PK	6-6	235	RFr.	Omaha, Neb. (Burke)
37	Frederick, Corbin	DB	5-11	205	Fr.	Mansfield, Texas (Mansfield)
65	* Gaylord, Christian	OL	6-6	310	Jr.	Baldwin City, Kan. (Baldwin City)
12	*** Gifford, Luke	OLB	6-4	245	Sr.	Lincoln, Neb. (Southeast)
49	Hemphill, Austin	RB	5-11	225	Jr.	Gretna, Neb. (Gretna)
31	Henry, Keaton	TE	6-2	235	So.	Albion, Neb. (Boone Central)
75	Hixson, Trent	OL	6-4	300	RFr.	Omaha, Neb. (Skutt Catholic)
47	Hohenstein, Branden	TE	6-4	225	So.	Jackson, Neb. (Bishop Heelan Catholic [Iowa])
41	Holm, Justin	WR	6-6	185	Fr.	Lincoln, Neb. (Southwest)
89	Honas, Todd	WR	5-11	200	So.	Aurora, Neb. (Aurora)
3	Honas, Will	ILB	6-1	235	Jr.	Wichita, Kan. (Bishop Carroll/Butler [Kan.] CC)
15	Hunt, Andre	WR	6-0	190	Fr.	Palm Dale, Calif. (Paraclete)
38	Jackson, Damian	DL	6-2	270	RFr.	Las Vegas, Nev. (Shadow Ridge)
21	** Jackson, Lamar	CB	6-3	215	Jr.	Elk Grove, Calif. (Franklin)
76	* Jaimes, Brenden	OL	6-6	300	So.	Austin, Texas (Lake Travis)
47	Jarzynka, Matt	DL	6-4	260	Sr.	Loup City, Neb. (Loup City)
32	Jefferson, Pernell	OLB	6-2	250	So.	New Orleans, La. (Warren Easton)
53	Johnson, Joseph	ILB	6-3	235	Fr.	Gretna, Neb. (Gretna)
29	Jones, Cam'ron	S	6-0	200	Fr.	Mansfield, Texas (Mansfield)
26	Jones, Miles	RB	5-8	175	Fr.	Miramar, Fla. (American Heritage)
40	Jordan, Grant	ILB	6-2	205	So.	Omaha, Neb. (Westside)
36	Jordan, Spencer	ILB	6-2	210	So.	Omaha, Neb. (Westside)
44	Jurgens, Cameron	TE	6-3	270	Fr.	Beatrice, Neb. (Beatrice)
36	* Karel, Reid	DB	6-3	205	Jr.	Seward, Neb. (Seward)
30	Kitrell, Bo	RB	6-1	225	Sr.	Ashland, Neb. (Ashland-Greenwood)
48	Krull, Bryson	TE	6-3	240	Fr.	North Platte, Neb. (North Platte)
6	** Lee Jr., Eric	CB	6-0	215	Jr.	Milton, Mass. (Valor Christian [Colo.])
12	Legrone, Katerian	TE	6-3	235	Fr.	Atlanta, Ga. (The B.E.S.T. Academy)
85	Liewer, Wyatt	WR	6-3	185	Fr.	O'Neill, Neb. (O'Neill)
35	** Lightbourn, Caleb	P	6-3	250	Jr.	Washougal, Wash. (Camas)
90	Lingenfelter, Ben	DL	6-4	275	RFr.	Cherokee, Iowa (Washington)
2	Martinez, Adrian	QB	6-2	220	Fr.	Fresno, Calif. (Clovis West)
18	Masker, Matt	QB	6-1	220	Fr.	Kearney, Neb. (Kearney Catholic)
37	Mazour, Wyatt	RB	5-9	200	Jr.	Albion, Neb. (Boone Central)
48	McCallum, Lane	DB	6-2	210	RFr.	Norfolk, Neb. (Norfolk/Air Force)
96	McCashland, Noah	PK	6-1	180	Fr.	Lincoln, Neb. (Pius X)
13	McGriff, Justin	WR	6-6	230	Fr.	Tampa, Fla. (Jefferson)
4	McQuitty, Jaevon	WR	6-0	205	RFr.	Columbia, Mo. (Battle)

## 2018 NEBRASKA ALPHABETICAL ROSTER

NO.	NAME	POS.	HT.	WT.	YR.	HOMETOWN (HIGH SCHOOL/COLLEGE)
31	* Miller, Collin	ILB	6-3	245	So.	Fishers, Ind. (Hamilton Southeastern)
66	Miller, Hunter	OL	6-4	325	RFr.	Stromsburg, Neb. (Cross County)
8	*** Morgan Jr., Stanley	WR	6-1	200	Sr.	New Orleans, La. (St. Augustine)
94	Mueller, Cade	LS	6-0	210	Fr.	Gretna, Neb. (Gretna)
9	** Neal, DaiShon	DL	6-7	310	Jr.	Houston, Texas (Omaha [Neb.] Central)
14	Neal, Tre	S	6-1	215	Sr.	Atlanta, Ga. (Buford/Central Florida)
99	* Newell, Peyton	DL	6-3	300	Sr.	Hiawatha, Kan. (Hiawatha)
84	*** Ober, Jordan	LS	6-1	225	Sr.	Las Vegas, Nev. (Bishop Gorman)
34	Otte, Simon	OLB	6-1	205	Fr.	York, Neb. (York)
22	*** Ozigbo, Devine	RB	6-0	235	Sr.	Sachse, Texas (Sachse)
55	Paup, Jordan	OLB	6-3	245	RFr.	Central City, Neb. (Central City)
59	Perez, Brian	OL	6-3	230	So.	Hartle, Iowa (Hartley-Melvin-Sanborn)
32	Pickering, Barret	PK	6-0	195	Fr.	Birmingham, Ala. (Hoover)
91	Pieper, Cameron	LS	6-3	210	Fr.	Lincoln, Neb. (Southwest)
82	Rafdal, Kurt	TE	6-7	250	RFr.	Carmel, Ind. (Carmel)
50	Raridon, John	OL	6-4	320	So.	West Des Moines, Iowa (Valley)
25	*** Reed, Antonio	S	6-2	215	Sr.	Memphis, Tenn. (Southaven [Miss.])
83	** Reimers, Bryan	WR	6-5	220	Sr.	Lincoln, Neb. (East)
40	Robbins, Brandon	WR	6-3	195	RFr.	Bellevue, Neb. (East)
98	Rogers, Casey	DL	6-4	275	Fr.	Syracuse, N.Y. (Westhill/Old Farms [Conn.] Prep)
29	* Rose, Austin	RB	6-1	240	Sr.	Lincoln, Neb. (North Star)
43	Ruth, Connor	RB	5-11	205	Fr.	Malcolm, Neb. (Seward)
46	Ruth, Corbin	DB	6-0	200	RFr.	Malcolm, Neb. (Seward/Northwest Missouri State)
54	Schommer, Ryan	DL	6-4	250	Fr.	Norfolk, Neb. (Norfolk)
56	Shefke, Collin	OL	6-3	300	Fr.	Lincoln, Neb. (Southwest)
70	Sichterman, Matt	OL	6-4	310	RFr.	Kings Mills, Ohio (Kings)
26	Smith, CJ	S	6-2	205	Fr.	West Palm Beach, Fla. (Oxbridge Academy)
10	* Spielman, JD	WR	5-9	185	So	Eden Prairie, Minn. (Eden Prairie)
49	Stalbird, Isaiah	S	6-0	195	Fr.	Kearney, Neb. (Kearney)
95	* Stille, Ben	DL	6-5	290	So.	Ashland, Neb. (Ashland-Greenwood)
86	* Stoll, Jack	TE	6-4	260	So.	Lone Tree, Colo. (Regis Jesuit)
44	*** Stoltenberg, Mick	DL	6-5	315	Sr.	Gretna, Neb. (Gretna)
42	* Stovall, Jeremiah	S	5-11	195	Jr.	Omaha, Neb. (Creighton Prep)
30	* Sullivan, Eli	S	6-2	195	So.	Longmont, Colo. (Longmont)
4	Tannor, Caleb	OLB	6-2	210	Fr.	Stone Mountain, Ga. (Miller Grove)
17	Taylor, Cam	CB	6-0	205	Fr.	Montgomery, Ala. (Park Crossing)
97	* Thomas, Deontre	DL	6-3	290	So.	Mustang, Okla. (Mustang)
18	Thomas, Guy	OLB	6-3	230	RFr.	Miami, Fla. (Booker T. Washington)
39	Thurman, Andrew	WR	6-4	205	RFr.	Stillwell, Kan. (Blue Valley West)
92	Urbach, Chase	LS	6-3	210	Jr.	Grosse Pointe, Mich. (South)
11	Vainuku, Vaha	DL	6-3	325	Jr.	Salt Lake City, Utah (East/Utah)
16	Vedral, Noah	QB	6-1	200	So.	Wahoo, Neb. (Bishop Neumann/UCF)
72	Virka, Nick	OL	6-6	235	Jr.	Morse Bluff, Neb. (North Bend)
55	Walker, Chris	DL	6-6	290	RFr.	Lincoln, Neb. (East)
90	Walker, Jackson	P	6-4	260	Jr.	Overland Park, Kan. (Blue Valley Northwest/Coffeyville CC/Johnson County/Kansas)
81	Warner, Kade	WR	6-1	210	RFr.	Scottsdale, Ariz. (Desert Mountain)
28	Washington, Maurice	RB	6-1	190	Fr.	Stockton, Calif. (Trinity [Texas] Christian Academy)
57	* Weinmaster, Jacob	ILB	6-0	225	Jr.	Loveland, Colo. (Loveland)
21	*** Wilbon, Mikale	RB	5-9	220	Sr.	Chicago, Ill. (De La Salle Institute)
92	Wildeman, Tate	DL	6-5	275	Fr.	Parker, Colo. (Legend)
24	*** Williams, Aaron	S	5-11	190	Sr.	Atlanta, Ga. (Carver)
41	Williams, Deontai	S	6-1	200	So.	Jacksonville, Fla. (Trinity Christian Academy/Jones County [Miss.] CC)
19	Williams, Mike	WR	5-10	185	Jr.	Lake City, Fla. (Columbia HS/Georgia Southern/East Mississippi CC)
56	* Wilson, Boe	OL	6-3	305	So.	Lee's Summit, Mo. (Lee's Summit West)
88	Woodyard, Jaron	WR	5-9	190	Jr.	Gaithersburg, Md. (The Avalon School/Arizona Western CC)
87	* Young, Conor	WR	6-2	175	Jr.	Cozad, Neb. (Cozad)
5	*** Young II, Dedrick	ILB	6-1	245	Sr.	Peoria, Ariz. (Centennial)

Returning letterwinners in **bold**; \*denotes letters earned

## 2018 NEBRASKA PRONUNCIATION GUIDE

Freedom Akinmoladun.....ackin-moo-LAW-doon  
 Chad Alioth Jr.....EH-LEE-uth  
 Ty Chaffin.....CHAFF-inn  
 Khalil Davis.....kuh-LEEL  
 Marquel Dismuke.....marr-KELL diss-MUKE  
 Matt/Will Farniok.....FAR-knee-ack  
 Colton Feist.....FEAST  
 Cole Frahm.....FROMM  
 Branden Hohenstein.....HO-inn-stine  
 Will/Todd Honas.....HO-nuss  
 Brenden Jaimes.....HYME-iss  
 Matt Jarzynka.....jar-ZINK-uh  
 Reid Karel.....CARL  
 Bo Kitrell.....KIT-trull  
 Katerian Legrone.....kuh-TAIR-EE-un leh-GROAN  
 Wyatt Liewer.....LEE-vurr  
 Tyjon Lindsey.....TIE-zjawn

Wyatt Mazour.....MUH-zoo-er  
 Jaevon McQuitty.....JAY-vaughn  
 DaiShon Neal.....DAY-shawn  
 Simon Otte.....OH-tee  
 Devine Ozigbo.....oh-ZIG-bo  
 Jordan Paup.....POP  
 Cameron Pieper.....PIPE-urr  
 Kurt Rafdal.....RAFF-doll  
 Bryan Reimers.....RHYME-ers  
 Ryan Schommer.....SHOME-urr  
 Ben Stille.....STILL-ee  
 Vaha Vainuku.....vye-NEW-koo  
 Jacob Weinmaster.....WINE-master  
 Mikale Wilbon.....mick-KALE  
 Tate Wildeman.....WILL-duh-munn  
 Jaron Woodyard.....WOOD-yard  
 Dedrick Young II.....DEAD-rik

## NUMERICAL ROSTER

NO.	NAME	POS.
42	Chad Alioth Jr.	WR
42	Jeremiah Stovall	S
43	Tyrin Ferguson	OLB
43	Connor Ruth	RB
44	Cameron Jurgens	TE
44	Mick Stoltenberg	DL
45	David Alston	OLB
45	Ty Chaffin	WR
46	Corbin Ruth	DB
47	Branden Hohenstein	TE
47	Matt Jarzynka	DL
48	Bryson Krull	TE
48	Lane McCallum	DB
49	Austin Hemphill	RB
49	Isaiah Stalbird	S
50	Jake Archer	LB
50	John Raridon	OL
51	Anthony Banderas	LB
52	AJ Forbes	OL
53	Joseph Johnson	ILB
54	Ryan Schommer	DL
55	Jordan Paup	OLB
55	Chris Walker	DL
56	Collin Shefke	OL
56	Boe Wilson	OL
57	Jacob Weinmaster	ILB
58	Chris Cassidy	ILB
59	Brian Perez	OL
61	Mitchell Balenger	OL
62	Cole Conrad	OL
63	Tanner Farmer	OL
65	Christian Gaylord	OL
66	Hunter Miller	OL
67	Jerald Foster	OL
68	Will Farniok	OL
70	Matt Sichterman	OL
71	Matt Farniok	OL
72	Nick Virka	OL
73	Broc Bando	OL
75	Fyn Anderson	DL
75	Trent Hixson	OL
76	Brenden Jaimes	OL
81	Kade Warner	WR
82	Colton Feist	DL
82	Kurt Rafdal	TE
83	Bryan Reimers	WR
84	Jordan Ober	LS
85	Wyatt Liewer	WR
86	Jack Stoll	TE
87	Conor Young	WR
88	Jaron Woodyard	WR
89	Todd Honas	WR
90	Ben Lingenfelter	DL
90	Jackson Walker	P
91	Freedom Akinmoladun	DL
91	Cameron Pieper	LS
92	Chase Urbach	LS
92	Tate Wildeman	DL
93	Damion Daniels	DL
94	Khalil Davis	DL
94	Cade Mueller	LS
95	Alec Cromer	P
95	Ben Stille	DL
96	Carlos Davis	DL
96	Noah McCashland	PK
97	Deontre Thomas	DL
98	Isaac Armstrong	P
98	Casey Rogers	DL
99	Peyton Newell	DL





# 2 ADRIAN MARTINEZ

6-2 | 220 | FR. | QB  
FRESNO, CALIF.

## CAREER HONORS

- Nebraska Scholar-Athlete Honor Roll (Spring 2018)
- CFPA Co-National Performer of the Week (10/22)
- Big Ten Co-Freshman of the Week (10/22)
- Manning Award Quarterback of the Week (10/22)
- Athlon National Freshman of the Week (9/10)

## NEBRASKA CAREER RECORD

- 400-Yard Total Offense Games (3, tied)

## NEBRASKA SEASON RECORD

- 400-Yard Total Offense Games (3, tied)

## NEBRASKA GAME RECORD

- Game Completion Percentage (min. 20 att.): 86.2 (25-of-29) vs. Minnesota, Oct. 20, 2018

## NEBRASKA FRESHMAN RECORDS

- Season Passing Yards (1,656)
- Season Touchdown Passes (11)
- Game Passing Yards (384 vs. Wisconsin)
- Game Completions (25, three times)
- Game Total Offense (441 vs. Wisconsin)

## CAREER NOTES

- Is the only true freshman quarterback to start a season opener in Nebraska history
- 1 of 3 true freshmen quarterbacks to start for NU (Tommie Frazier, 1993; Cody Green, 2009)

## 2018 NCAA RANKINGS (TOP 25)

- Total Offense Per Game: 16th (294.9)
- Completion Percentage: 22nd (66.3)

## 2018 BIG TEN RANKINGS (TOP 5)

- Total Offense Per Game: 3rd (294.9)
- Passing Yards Per Game: 4th (236.6)
- Passing Efficiency: 4th (146.1)

## 2018 SEASON HIGHLIGHTS

- Has led Nebraska to more than 500 yards of total offense in four of his seven starts, including three games with at least 560 yards of offense
- 1 of 4 FBS averaging 225 passing yards per game and 50 rushing yards per game
- Ranks 2nd nationally among FBS freshmen in total offensive yards per game (294.9)
- Ranks 2nd nationally among FBS freshmen in passing yards per game (236.6)
- Has posted three of the top 15 individual total offense games in Nebraska history
- Has posted the only two 100-yard rushing games by a true freshman quarterback in NU history
- Has posted the most rushing yards by a true freshman QB in Nebraska history
- Set then-Nebraska true freshman records for passing yards (187) and total offense (304 yards) in season opener against Colorado
- Also ran for 117 yards against the Buffs, the first 100-yard rushing game by a true freshman quarterback in school history and first 100-yard effort by any Husker quarterback since 2016

- 41-yard touchdown run vs. CU was the longest by any Husker quarterback since 2014
- Left the CU game in the fourth quarter with an injury and missed the Troy game due to injury
- Started at Michigan and played the entire first half, but played only one snap in the second half
- Broke his earlier NU true freshman records with 323 passing yards and 414 yards of total offense vs. Purdue (No. 11 in NU history)
- Then posted NU's 4th-highest total offense game with 441 yards at No. 16 Wisconsin
- Threw for a career-high and Nebraska freshman-record 384 yards vs. the Badgers, including a career-long 75-yard TD
- Totaled 288 yards of offense the next week at Missouri, including 251 passing yards
- Against Minnesota, totaled 276 passing yards and a career-high 125 rushing yards
- Completed 86.2 percent of his passes, the highest mark of any FBS quarterback who has thrown more than 25 passes in a game this year
- His completion percentage was also a Nebraska single-game record (min. 20 pass attempts)
- Had 401 yards of total offense vs. Minnesota, his 3rd game with 400 yards of total offense
- Had career highs in passing touchdowns (3) and total touchdowns (4) vs. the Gophers
- Played only the first half vs. Bethune-Cookman and completed 15-of-22 passes for 213 yards and two touchdowns
- Led Nebraska to 35 points and 364 yards of offense in the first half and broke Taylor Martinez's NU freshman passing record (1,631)

## 2018 PASSING GAME-BY-GAME

OPPONENT	COMP-ATT	YDS	TD	INT
Colorado	15-20	187	1	1
Troy	- DNP (injured) -			
at Michigan	7-15	22	0	1
Purdue	25-42	323	2	1
at Wisconsin	24-42	384	2	0
at Northwestern	25-35	251	1	2
Minnesota	25-29	276	3	0
Bethune-Cookman	15-22	213	2	1
at Ohio St.				
Illinois				
Michigan St.				
at Iowa				

## 2018 RUSHING GAME-BY-GAME

OPPONENT	ATT.	YDS	TD	LONG
Colorado	15	117	2	41
Troy	- DNP (injured) -			
at Michigan	7	-12	0	15
Purdue	18	91	0	23
at Wisconsin	13	57	1	28
at Northwestern	13	37	0	13
Minnesota	15	125	1	53
Bethune-Cookman	2	-7	0	0
at Ohio St.				
Illinois				
Michigan St.				
at Iowa				

## 2018 TOTAL OFFENSE GAME-BY-GAME

OPPONENT	ATT.	PASS	RUSH	TOT
Colorado	35	187	117	304
Troy	- DNP (injured) -			
at Michigan	22	22	-12	10
Purdue	60	323	91	414
at Wisconsin	55	384	57	441
at Northwestern	48	251	37	288
Minnesota	44	276	125	401
Bethune-Cookman	24	213	-7	206
at Ohio St.				
Illinois				
Michigan St.				
at Iowa				

## CAREER PASSING STATS

YEAR	G/S	CMP-ATT	PCT	YDS	TD	INT
2018	7/7	136-205	66.3	1,656	11	6

Total Offense: 288 att., 2,064 yds, 15 TDs

## CAREER RUSHING STATS

YEAR	G/S	ATT.	NET	Y/A	Y/G	TD
2018	7/7	83	408	4.9	58.3	4

Receiving: 1 rec., -11 yds, 0 TDs

## CAREER PASSING HIGHS

Attempts	42 twice
Completions	25 three times
Yards	384 at Wisconsin (2018)
Touchdowns	3 vs. Minnesota (2018)
Long Completion	75 at Wisconsin (TD) (2018)

## CAREER RUSHING HIGHS

Attempts	18 vs. Purdue (2018)
Yards	125 vs. Minnesota (2018)
Touchdowns	2 vs. Colorado (2018)
Long Rush	53 vs. Minnesota (2018)



## 4 CALEB TANNOR

6-2 | 210 | FR. | OLB

STONE MOUNTAIN, GA.

### 2018 SEASON HIGHLIGHTS

- Has recorded a tackle in six of eight games
- Had one solo tackle on special teams in his Husker debut against Colorado
- Added his second career tackle - and first on defense - at Michigan
- Recorded a tackle on defense against Purdue Wisconsin, Minnesota and Bethune-Cookman

### 2018 GAME-BY-GAME

OPPONENT	UT-AT-TT	TFL-YD	SACK-YD
Colorado	1-0-1	0-0	0.0-0
Troy	0-0-0	0-0	0.0-0
at Michigan	1-0-1	0-0	0.0-0
Purdue	1-0-1	0-0	0.0-0
at Wisconsin	0-1-1	0-0	0.0-0
at Northwestern	0-0-0	0-0	0.0-0
Minnesota	0-1-1	0-0	0.0-0
Bethune-Cookman	0-1-1	0-0	0.0-0
at Ohio St.			
Illinois			
Michigan St.			
at Iowa			

### CAREER TACKLE STATS

YEAR	G/S	UT	AT	TT	TFL-YD	SCK-YD
2018	8/0	3	3	6	0-0	0.0-0

### CAREER MISCELLANEOUS STATS

YEAR	FF	FR	PBU	INT	QBH	BLK
2018	0	0	0	0	0	0

### CAREER HIGHS

<b>Tackles</b>	1 six times
<b>TFLs</b>	none
<b>Sacks</b>	none
<b>Breakups</b>	none



## 5 DEDRICK YOUNG II

6-1 | 245 | SR. | ILB

PEORIA, ARIZ.

### CAREER HONORS

- **BTN All-Freshman Team (2015)**
- **Nebraska Newcomer of the Year (2015)**
- **Academic All-Big Ten (2016)**
- **Nebraska Scholar-Athlete Honor Roll (Spring 2015)**
- **2-Time Brook Berringer Citizenship Team**
- **2-Time Tom Osborne Citizenship Team**

### NEBRASKA RECORDS

- Season Tackles by a True Freshman (61 in 2015)

### CAREER RECORDS WATCH

- Tackles: t-12th (248)

### CAREER NOTES

- 4th Husker to record 200 career tackles prior to his senior season
- 201 tackles were most by a Husker entering his senior season since Barrett Ruud - Young's position coach - in 2004 (289)
- 38 starts rank 2nd among Big Ten linebackers behind Wisconsin's T.J. Edwards (46)

### 2018 SEASON HIGHLIGHTS

- 4th on the team with 43 tackles
- Tied his career high with two TFLs as part of a season-high nine-tackle performance against Colorado
- Added another TFL the next week vs. Troy
- Had at least six tackles in each of the first three Big Ten games, including seven tackles against both Purdue and Wisconsin
- Recorded seven tackles against Minnesota, his third Big Ten game with at least seven tackles
- Also intercepted the first pass of his career vs. the Gophers, thwarting a potential scoring drive with a pick in the end zone
- Had four tackles and a career-high two breakups vs. Bethune-Cookman

### 2018 GAME-BY-GAME

OPPONENT	UT-AT-TT	TFL-YD	SACK-YD
Colorado	4-5-9	2-3	0.0-0
Troy	2-1-3	1-0	0.0-0
at Michigan	5-1-6	0-0	0.0-0
Purdue	3-4-7	0-0	0.0-0
at Wisconsin	3-4-7	0-0	0.0-0
at Northwestern	3-1-4	0-0	0.0-0
Minnesota	4-3-7	0-0	0.0-0
Bethune-Cookman	2-2-4	0-0	0.0-0
at Ohio St.			
Illinois			
Michigan St.			
at Iowa			

### CAREER TACKLE STATS

YEAR	G/S	UT	AT	TT	TFL-YD	SCK-YD
2015	12/11	25	36	61	5-8	0.0-0
2016	12/9	34	26	60	4-5	1.0-3
2017	12/11	33	47	80	4-9	1.0-5
2018	8/8	26	21	47	3-3	0.0-0
<b>TOTAL</b>	<b>44/39</b>	<b>118</b>	<b>130</b>	<b>248</b>	<b>16-25</b>	<b>2.0-8</b>

### CAREER MISCELLANEOUS STATS

YEAR	FF	FR	PBU	INT	QBH	BLK
2015	0	0	3	0	2	0
2016	1	0	4	0	2	0
2017	0	0	1	0	1	0
2018	0	0	4	1	0	0
<b>TOTAL</b>	<b>1</b>	<b>0</b>	<b>12</b>	<b>1</b>	<b>5</b>	<b>0</b>

### CAREER HIGHS

<b>Tackles</b>	14 vs. Ohio St. (2017)
<b>TFLs</b>	2 four times
<b>Sacks</b>	1.0 twice
<b>Interceptions</b>	1 vs. Minnesota (2018)
<b>Breakups</b>	2 twice

### NEBRASKA CAREER TACKLES

RK.	PLAYER, YEARS	TACKLES
1.	Barrett Ruud, 2001-04	432
2.	Jerry Murtaugh, 1968-70	342
3.	Mike Brown, 1996-99	287
4.	Lavonte David, 2010-11	285
5.	Lee Kunz, 1976-78	276
6.	Nathan Gerry, 2013-16	273
	Clete Pillen, 1974-76	273
8.	Steve Damkroger, 1979-82	269
9.	Ed Stewart, 1991-94	257
10.	Marc Munford, 1983-86	256
11.	Jim Wightman, 1975-77	254
12.	Trev Alberts, 1990-93	248
	<b>Dedrick Young II, 2015-18</b>	<b>248</b>



## 6 ERIC LEE JR.

6-0 | 215 | JR. | CB

MILTON, MASS.

### CAREER HONORS

- 2-Time Nebraska Scholar-Athlete Honor Roll
- 2-Time Brook Berringer Citizenship Team
- 2-Time Tom Osborne Citizenship Team

### PERSONAL NOTES

- His father, Eric Sr., earned his doctorate degree from Nebraska

### 2018 SEASON HIGHLIGHTS

- Saw his first action of the season off the bench against Purdue, recording five tackles
- Earned his first start of the season at No. 16 Wisconsin and totaled five tackles
- Had one tackle vs. Minnesota, a touchdown-saving stop on a Gopher kickoff return on a drive that ended in a Husker interception

### 2018 GAME-BY-GAME

OPPONENT	UT-AT-TT	TFL-YD	PBU	INT
Colorado		-DNP-		
Troy		-DNP-		
at Michigan		-DNP-		
Purdue	2-3-5	0-0	0	0
at Wisconsin	2-3-5	0-0	0	0
at Northwestern	0-0-0	0-0	0	0
Minnesota	1-0-1	0-0	0	0
Bethune-Cookman	0-0-0	0-0	0	0
at Ohio St.				
Illinois				
Michigan St.				
at Iowa				

### CAREER TACKLE STATS

YEAR	G/S	UT	AT	TT	TFL-YD	SCK-YD
2015		Redshirt				
2016	8/0	1	1	2	1-1	0.0-0
2017	9/6	18	12	30	1-1	0.0-0
2018	5/1	5	6	11	0-0	0.0-0
<b>TOTAL</b>	<b>22/7</b>	<b>24</b>	<b>19</b>	<b>43</b>	<b>2-2</b>	<b>0.0-0</b>

### CAREER MISCELLANEOUS STATS

YEAR	FF	FR	PBU	INT	QBH	BLK
2015		Redshirt				
2016	0	0	0	0	0	0
2017	0	0	2	0	0	0
2018	0	0	0	0	0	0
<b>TOTAL</b>	<b>0</b>	<b>0</b>	<b>2</b>	<b>0</b>	<b>0</b>	<b>0</b>

### CAREER HIGHS

<b>Tackles</b>	7 vs. Arkansas St. (2017)
<b>TFLs</b>	1 twice
<b>Sacks</b>	none
<b>Breakups</b>	1 twice
<b>Interceptions</b>	none



## 7 MOHAMED BARRY

6-1 | 230 | JR. | ILB

GRAYSON, GA.

### CAREER HONORS

- 2-Time Academic All-Big Ten
- 3-Time Nebraska Scholar-Athlete Honor Roll
- 3-Time Brook Berringer Citizenship Team
- 3-Time Tom Osborne Citizenship Team

### PERSONAL NOTES

- Born in Atlanta, moved to Africa when he was 1 and moved back to the U.S. to start kindergarten

### 2018 BIG TEN RANKINGS (TOP 5)

- Tackles Per Game: 3rd (9.4)

### 2018 SEASON HIGHLIGHTS

- Leads Nebraska with 75 tackles and has led NU in tackles in six of the Huskers' eight games
- Has set career highs in tackles, TFLs (10) and sacks (2.0)
- Has recorded double-figure tackles five times in eight games
- Is 1 of only 3 Big Ten players averaging nine tackles per game
- Had a career-high 12 tackles against Colorado and tied his then-career-high with one TFL
- Marked the first double-digit tackle game of his career (previous career high was eight tackles)
- Limited to a season-low three tackles vs. Troy, as he was ejected in the first half due to a targeting penalty
- Recorded a game-high 11 tackles at Michigan
- Set a career high in TFLs (3) and recorded his first career sack against the Wolverines
- Led NU with 11 tackles vs. Purdue
- Led Nebraska with eight tackles at No. 16 Wisconsin and added his first pass breakup
- Had eight tackles again the next week at Northwestern with another TFL
- Led Nebraska with 11 tackles vs. Minnesota, giving him at least eight tackles in every Big Ten game
- Had 11 more tackles the next week vs. Bethune-Cookman, including a career-high three TFLs and his second career sack

### 2018 GAME-BY-GAME

OPPONENT	UT-AT-TT	TFL-YD	SACK-YD
Colorado	4-8-12	1-6	0.0-0
Troy	2-1-3	0-0	0.0-0
at Michigan	7-4-11	3-12	1.0-9
Purdue	5-6-11	1-6	0.0-0
at Wisconsin	1-7-8	0-0	0.0-0
at Northwestern	5-3-8	1-2	0.0-0
Minnesota	5-6-11	1-1	0.0-0
Bethune-Cookman	7-4-11	3-11	1.0-6
at Ohio St.			
Illinois			
Michigan St.			
at Iowa			

### CAREER TACKLE STATS

YEAR	G/S	UT	AT	TT	TFL-YD	SCK-YD
2015		Redshirt				
2016	13/0	0	6	6	0-0	0.0-0
2017	12/2	15	23	38	1-1	0.0-0
2018	8/8	36	39	75	10-38	2.0-15
<b>TOTAL</b>	<b>33/10</b>	<b>51</b>	<b>68</b>	<b>119</b>	<b>11-39</b>	<b>2.0-15</b>

### CAREER MISCELLANEOUS STATS

YEAR	FF	FR	PBU	INT	QBH	BLK
2015		Redshirt				
2016	0	1	0	0	0	0
2017	0	0	1	0	0	0
2018	0	0	1	0	3	0
<b>TOTAL</b>	<b>0</b>	<b>1</b>	<b>2</b>	<b>0</b>	<b>3</b>	<b>0</b>

### CAREER HIGHS

<b>Tackles</b>	12 vs. Colorado (2018)
<b>TFLs</b>	3 twice
<b>Sacks</b>	1.0 twice
<b>Breakups</b>	1 twice





# 8 STANLEY MORGAN JR.

6-1 | 200 | SR. | WR  
NEW ORLEANS, LA.

## CAREER HONORS

- Team Captain (2018)
- Biletnikoff Award Nominee (2017 & 2018)
- 2nd-Team All-Big Ten (2017)
- Nebraska Newcomer of the Year (2015)
- Tom Osborne Citizenship Team (2017)
- Brook Berringer Citizenship Team (2017)

## NEBRASKA RECORDS

- Season Receiving Yards (986 in 2017)
- Season 100-Yard Receiving Games (5 in 2017)

## NEBRASKA CAREER RECORD WATCH

- Receptions: 4th (163)
- Receiving Yards: 5th (2,381)
- Receiving Touchdowns: 3rd (20)
- 100-Yard Receiving Games: 4th (6)
- Consecutive Games with a Reception: 3rd (34)\*

\*active streak

## CAREER NOTES

- Has caught a pass in 34 consecutive games and multiple passes in 21 straight games
- 3rd in school history with 10 TD catches in 2017
- 5th in school history with 61 catches in 2017
- No. 3 receiving yardage game in school history (185 yards at Penn State in 2017)
- Led the Big Ten and ranked 15th nationally in receiving yards per game in 2017 (89.6)
- Led all Big Ten receivers and was 16th nationally in touchdown receptions in 2017 (10)

## 2018 SEASON HIGHLIGHTS

- 2nd on the team with 44 catches and 638 yards
- Had five catches in each of the first two games, including a nine-yard touchdown vs. Troy
- Had a game-high 61 receiving yards at Michigan
- Had 93 yards at Wisconsin, his 7th straight game with at least 60 receiving yards
- Led Nebraska with 10 catches for 163 yards and two touchdowns against Minnesota
- His 10 catches were a career high, his two TDs tied his career high and his 163 yards were the second-highest total of his career
- Had seven catches for 82 yards in one half of action vs. Bethune-Cookman

## 2018 GAME-BY-GAME

OPPONENT	REC.	YDS	TD	LONG
Colorado	5	75	0	25
Troy	5	64	1	33
at Michigan	3	61	0	32
Purdue	4	69	0	26
at Wisconsin	8	93	0	25
at Northwestern	2	31	0	26
Minnesota	10	163	2	67
Bethune-Cookman	7	82	2	27
at Ohio St.				
Illinois				
Michigan St.				
at Iowa				

## CAREER RECEIVING STATS

YEAR	G/S	REC.	YDS	Y/R	Y/G	TD
2015	13/3	25	304	12.2	22.8	3
2016	13/9	33	453	13.7	34.8	2
2017	11/8	61	986	16.2	89.6	10
2018	8/8	44	638	14.5	79.8	5
<b>TOTAL</b>	<b>45/28</b>	<b>163</b>	<b>2,381</b>	<b>14.6</b>	<b>52.9</b>	<b>20</b>

RUSHING: 2 att., 2 yds, 0 TD

## CAREER HIGHS

Receptions	10 vs. Minnesota (2018)
Receiving Yards	185 at Penn State (2017)
Receiving TDs	2 four times
Long Reception	80 vs. Wisconsin (TD) (2017)

## CAREER RECEPTIONS

RK.	PLAYER, YEARS	REC.
1.	Kenny Bell, 2011-14	181
2.	Jordan Westerkamp, 2013-16	167
3.	Nate Swift, 2005-08	166
4.	<b>Stanley Morgan Jr., 2015-18</b>	<b>163</b>

## CAREER RECEIVING YARDS

RK.	PLAYER, YEARS	YARDS
1.	Kenny Bell, 2011-14	2,689
2.	Johnny Rodgers, 1970-72	2,479
3.	Nate Swift, 2005-08	2,476
4.	Jordan Westerkamp, 2013-16	2,474
5.	<b>Stanley Morgan Jr., 2015-18</b>	<b>2,381</b>

## CAREER RECEIVING TOUCHDOWNS

RK.	PLAYER, YEARS	TDs
1.	Johnny Rodgers, 1970-72	25
2.	Nate Swift, 2005-08	22
3.	Kenny Bell, 2011-14	21
4.	<b>Stanley Morgan Jr., 2015-18</b>	<b>20</b>

## CAREER 100-YARD RECEIVING GAMES

RK.	PLAYER, YEARS	TOTAL
1.	Johnny Rodgers, 1970-72	10
2.	Jordan Westerkamp, 2013-16	8
	Nate Swift, 2005-08	8
4.	<b>Stanley Morgan Jr., 2015-18</b>	<b>6</b>

## CONSECUTIVE GAMES WITH A CATCH

RK.	PLAYER, YEARS	GAMES
1.	Johnny Rodgers, 1970-72	37
2.	Jordan Westerkamp, 2013-16	36
3.	<b>Stanley Morgan Jr., 2015-18*</b>	<b>34</b>

\*active streak

## LONGEST ACTIVE RECEPTION STREAKS

RK.	PLAYER, SCHOOL	GAMES
1.	KeeSean Johnson, Fresno St.	44
2.	Ventell Bryant, Temple	43
3.	Papi White, Ohio	38
4.	Olamide Zaccheaus, Virginia	37
	Jonathan Duhart, Old Dominion	37
6.	Hunter Renfrow, Clemson	36
	Trenton Irwin, Stanford	36
8.	Penny Hart, Georgia St.	35
t-9.	<b>Stanley Morgan Jr., Nebraska</b>	<b>34</b>



# 9 DAISHON NEAL

6-7 | 310 | JR. | DL  
HOUSTON, TEXAS

## CAREER HONORS

- 3-Time Nebraska Scholar-Athlete Honor Roll
- 2-Time Brook Berringer Citizenship Team
- 2-Time Tom Osborne Citizenship Team

## 2018 SEASON HIGHLIGHTS

- Played in each of the first seven games before missing the Bethune-Cookman game due to injury
- Has recorded three tackles, matching his career total entering the season
- Had a career-high two tackles at No. 19 Michigan

## 2018 GAME-BY-GAME

OPPONENT	UT-AT-TT	TFL-YD	SACK-YD
Colorado	0-0-0	0-0	0-0-0
Troy	0-0-0	0-0	0-0-0
at Michigan	1-1-2	0-0	0-0-0
Purdue	0-1-1	0-0	0-0-0
at Wisconsin	0-0-0	0-0	0-0-0
at Northwestern	0-0-0	0-0	0-0-0
Minnesota	0-0-0	0-0	0-0-0
Bethune-Cookman	-DNP (injured)-		
at Ohio St.			
Illinois			
Michigan St.			
at Iowa			

## CAREER TACKLE STATS

YEAR	G/S	UT	AT	TT	TFL-YD	SCK-YD
2015		Redshirt				
2016	9/0	1	1	2	0-0	0-0-0
2017	12/0	0	1	1	0-0	0-0-0
2018	7/0	1	2	3	0-0	0-0-0
<b>TOTAL</b>	<b>28/0</b>	<b>2</b>	<b>4</b>	<b>6</b>	<b>0-0</b>	<b>0-0-0</b>

## CAREER MISCELLANEOUS STATS

YEAR	FF	FR	PBU	INT	QBH	BLK
2016	Redshirt					
2017	0	0	0	0	0	0
2018	0	0	0	0	0	0
<b>TOTAL</b>	<b>0</b>	<b>0</b>	<b>0</b>	<b>0</b>	<b>0</b>	<b>0</b>

## CAREER HIGHS

Tackles	2 at Michigan (2018)
TFLs	none
Sacks	none
Breakups	none



# 10 JD SPIELMAN

5-9 | 185 | SO. | WR

EDEN PRAIRIE, MINN.

## CAREER HONORS

- Biletnikoff Award Watch List (2018)
- Paul Hornung Award Watch List (2018)
- Freshman All-American (2017)
- 3rd-Team All-Big Ten (2017, Coaches)
- Honorable-Mention All-Big Ten (KR & WR, 2017)
- BTN All-Freshman Team (WR & KR, 2017)
- Nebraska Scholar-Athlete Honor Roll (Spring 2015)

## NEBRASKA RECORDS

- Game Receiving Yards (209 at Wisconsin, 2018)

## NEBRASKA CAREER RECORD WATCH

- Receptions: t-9th (108)
- Receiving Yards: 10th (1,516)
- 100-Yard Receiving Games: t-8th (4)
- Kickoff Return Yards: 10th (838)

## NEBRASKA SEASON RECORD WATCH

- Receptions: t-9th (53)
- 100-Yard Receiving Games: t-11th (2)

## 2018 NCAA RANKINGS (TOP 25)

- Punt Return Touchdowns: t-3rd (1)
- Receptions Per Game: 14th (6.6)
- Receiving Touchdowns: 16th (7)
- Receiving Yards: 24th (686)

## 2018 BIG TEN RANKINGS (TOP 5)

- Receiving Touchdowns: t-1st (7)
- Total Touchdowns: t-2nd (8)
- Receptions Per Game: 3rd (6.6)
- Receiving Yards Per Game: 4th (85.8)
- All-Purpose Yards Per Game: 5th (121.5)

## CAREER NOTES

- Fastest player in school history to record 1,000 career receiving yards (15 games)
- 1st Husker to record 100 career catches prior to his junior season (reached mark in 18th game)
- Only wide receiver in Nebraska history with two career games with double-digit receptions (11 vs. Ohio St. in 2017; 10 vs. Purdue in 2018)
- Owns the only two 200-yard receiving games in NU history (Ohio St., 2017; Wisconsin, 2018)
- 1 of 8 players in NU history to have both a punt and kickoff return touchdown in his career
- 1 of 3 Huskers to have two 50-catch seasons
- Set NU freshman records in 2017 for receptions (55), receiving yards (830), all-purpose yards (1,572) and 100-yard receiving games (2)
- Led all FBS freshmen with 830 receiving yards and 75.5 receiving yards per game in 2017
- Led the Big Ten with 88.1 receiving yards per game in conference games in 2017

## PERSONAL NOTES

- Adopted son of Minnesota Vikings General Manager Rick Spielman, and JD's uncle is former Ohio State All-American Chris Spielman

## 2018 SEASON HIGHLIGHTS

- Leads NU with 53 catches, 686 receiving yards and a career-high seven receiving touchdowns
- Caught NU's lone touchdown pass vs. Colorado with a 57-yard catch in the third quarter

- Added a seven-yard touchdown against Troy,
- Had 10 catches - 8th in NU history - for 135 yards and a career-high two TDs vs. Purdue
- Had 162 all-purpose yards vs. Purdue to surpass 2,000 career all-purpose yards
- Broke his own school record with 209 receiving yards at No. 16 Wisconsin
- Had eight catches for 76 yards at Northwestern, including a 42-yard touchdown
- Had eight receptions for 77 yards and a TD vs. Minnesota, recording his 100th career catch
- Totaled five catches for 72 yards while playing only the first half vs. Bethune-Cookman
- Added a 77-yard punt return TD, the first by a Husker since 2014 and the 2nd-longest punt return by a Big Ten player in 2018
- Marked his 10th career play of 40 yards or longer

## 2018 RECEIVING GAME-BY-GAME

OPPONENT	REC.	YDS	TD	LONG
Colorado	3	67	1	57
Troy	6	45	1	16
at Michigan	4	5	0	9
Purdue	10	135	2	21
at Wisconsin	9	209	1	0
at Northwestern	8	76	1	42
Minnesota	8	77	1	13
Bethune-Cookman	5	72	0	40
at Ohio St.				
Illinois				
Michigan St.				
at Iowa				

## CAREER RECEIVING STATS

YEAR	G/S	REC.	YDS	Y/R	Y/G	TD
2016			Redshirt			
2017	11/4	55	830	15.1	75.5	2
2018	8/8	53	686	12.9	85.8	7
<b>TOTAL</b>	<b>19/12</b>	<b>108</b>	<b>1,516</b>	<b>14.0</b>	<b>79.8</b>	<b>9</b>

RUSHING: 16 att., 91 yds, 0 TD

## CAREER ALL-PURPOSE STATS

YEAR	RUSH	REC	PR	KR	TOT	Y/G
2016			Redshirt			
2017	73	830	0	669	1,572	142.9
2018	18	686	99	169	972	121.5
<b>TOTAL</b>	<b>91</b>	<b>1,516</b>	<b>99</b>	<b>838</b>	<b>2,544</b>	<b>133.9</b>

KICKOFF RETURNS: 35 att., 838 yds, 1 TD (long of 99 [TD] vs. Arkansas State in 2017)

PUNT RETURNS: 4 ret., 99 yds, 1 TDs

## CAREER OFFENSIVE HIGHS

Receptions	11 vs. Ohio St. (2017)
Receiving Yards	209 at Wisconsin (2018)*
Receiving TDs	2 vs. Purdue (2018)
Long Reception	77 vs. Ohio St. (TD) (2017)
Long Rush	40 vs. Northwestern (2017)

\*school record

## CAREER RETURN HIGHS

Kickoff Return Yards	150 at Minnesota (2017)
Long Return	99 vs. Arkansas St. (TD) (2017)
Punt Return Yards	77 vs. Bethune-Cookman (2018)
Long Return	77 vs. Bethune-Cookman (TD) (2018)

## CAREER ALL-PURPOSE HIGH

Yards	291 at Minnesota (2017)
-------	-------------------------

## CAREER RECORDS WATCH

### CAREER RECEPTIONS

RK.	PLAYER, YEARS	REC.
1.	Kenny Bell, 2011-14	181
2.	Jordan Westerkamp, 2013-16	167
3.	Nate Swift, 2005-08	166
4.	Stanley Morgan Jr., 2015-18	156
5.	Johnny Rodgers, 1970-72	143
6.	Terrence Nunn, 2004-07	136
7.	Marlon Lucky, 2005-08	135
8.	Quincy Ennwa, 2010-13	115
9.	Todd Peterson, 2005-08	108
	<b>JD Spielman, 2017-18</b>	<b>108</b>

### CAREER RECEIVING YARDS

RK.	PLAYER, YEARS	YARDS
1.	Kenny Bell, 2011-14	2,689
2.	Johnny Rodgers, 1970-72	2,479
3.	Nate Swift, 2005-08	2,476
4.	Jordan Westerkamp, 2013-16	2,474
5.	Stanley Morgan Jr., 2015-18	2,299
6.	Terrence Nunn, 2004-07	1,762
7.	Todd Peterson, 2005-08	1,602
8.	Niles Paul, 2007-10	1,532
9.	Quincy Enunwa, 2010-13	1,526
10.	<b>JD Spielman, 2017-18</b>	<b>1,516</b>

### CAREER 100-YARD RECEIVING GAMES

RK.	PLAYER, YEARS	TOTAL
1.	Johnny Rodgers, 1970-72	10
2.	Jordan Westerkamp, 2013-16	8
	Nate Swift, 2005-08	8
4.	Stanley Morgan Jr., 2015-18	6
5.	Irving Fryar, 1981-83	5
	Niles Paul, 2007-10	5
	Kenny Bell, 2011-14	5
t-8.	<b>JD Spielman, 2017-18</b>	<b>4</b>

## SEASON RECORDS WATCH

### SEASON RECEPTIONS

RK.	PLAYER, YEAR	REC.
1.	Marlon Lucky, 2007	75
2.	Jordan Westerkamp, 2015	65
3.	Nate Swift, 2008	63
4.	Todd Peterson, 2008	62
5.	Stanley Morgan Jr., 2017	61
6.	Maurice Purify, 2007	57
7.	Johnny Rodgers, 1972	55
	JD Spielman, 2017	55
9.	Johnny Rodgers, 1971	53
	<b>JD Spielman, 2018</b>	<b>53</b>

### SEASON RECEIVING YARDS

RK.	PLAYER, YEAR	YARDS
1.	Stanley Morgan Jr., 2017	986
2.	Johnny Rodgers, 1972	942
3.	Nate Swift, 2008	941
4.	Jordan Westerkamp, 2015	918
5.	Johnny Rodgers, 1971	872
6.	Kenny Bell, 2012	863
7.	JD Spielman, 2017	830
8.	Maurice Purify, 2007	814
9.	Niles Paul, 2009	796
10.	Kenny Bell, 2014	788
--	<b>JD Spielman, 2018</b>	<b>686</b>



# 11 AUSTIN ALLEN

6-8 | 245 | RFR. | TE

AURORA, NEB.

## CAREER HONORS

- 4-Time Nebraska Scholar-Athlete Honor Roll
- Brook Berringer Citizenship Team (2018)
- Tom Osborne Citizenship Team (2018)

## PERSONAL NOTES

- His father, Andrew, was a walk-on for the Husker football team in 1981

## 2018 SEASON HIGHLIGHTS

- Has played in every game
- Hauled in a 13-yard catch vs. Bethune-Cookman for his first career reception

## 2018 GAME-BY-GAME


OPPONENT	REC.	YDS	TD	LONG
Colorado	0	0	0	0
Troy	0	0	0	0
at Michigan	0	0	0	0
Purdue	0	0	0	0
at Wisconsin	0	0	0	0
at Northwestern	0	0	0	0
Minnesota	0	0	0	0
Bethune-Cookman	1	13	0	13
at Ohio St.				
Illinois				
Michigan St.				
at Iowa				

## CAREER RECEIVING STATS

YEAR	G/S	REC.	YDS	Y/R	Y/G	TD
2017						
2018	8/0	1	13	13.0	1.6	0
<b>TOTAL</b>	<b>8/0</b>	<b>1</b>	<b>13</b>	<b>13.0</b>	<b>1.6</b>	<b>0</b>

## CAREER HIGHS

<b>Receptions</b>	1 vs. Bethune-Cookman (2018)
<b>Receiving Yards</b>	13 vs. Bethune-Cookman (2018)
<b>Receiving Touchdowns</b>	none
<b>Long Reception</b>	none



# 12 LUKE GIFFORD

6-3 | 245 | SR. | ILB

LINCOLN, NEB.

## CAREER HONORS

- Team Captain (2018)
- 4-Time Nebraska Scholar-Athlete Honor Roll
- Sam Foltz Hero 27 Leadership Award (2018)
- 4-Time Brook Berringer Citizenship Team
- 4-Time Tom Osborne Citizenship Team

## 2018 BIG TEN RANKINGS (TOP 5)

- Sacks Per Game: t-5th (0.7)

## CAREER NOTES

- Is playing the 2018 season as a graduate

## 2018 SEASON HIGHLIGHTS

- Has set career highs in tackles (46), TFLs (11) and sacks (5.5)
- Has also surpassed his career totals entering the season in all three categories
- Leads Nebraska in sacks and TFLs
- Set career highs in tackles (11) and sacks (1.5) and a then-career high in TFLs (3) vs. Colorado
- Added two more tackles for loss vs. Troy to post his seventh straight game with a TFL dating bck to 2017
- Combined for six tackles in Nebraska's first two Big Ten Conference games
- Had seven tackles at No. 16 Wisconsin, including a six-yard sack for NU's lone TFL in the game
- Posted a career-high four TFLs with 1.0 sack at Northwestern while registering seven total tackles
- Had his second-highest career tackle game with nine stops against Minnesota
- Has totaled 23 tackles, 5 TFLs and 2.0 sacks in his last three Big Ten games
- Had three tackles - including a 21-yard sack - against Bethune Cookman

## 2018 GAME-BY-GAME

OPPONENT	UT-AT-TT	TFL-YD	SACK-YD
Colorado	3-8-11	3-13	1.5-11
Troy	3-0-3	2-6	1.0-4
at Michigan	1-1-2	0-0	0.0-0
Purdue	1-3-4	0-0	0.0-0
at Wisconsin	3-4-7	1-6	1.0-6
at Northwestern	6-1-7	4-14	1.0-10
Minnesota	5-4-9	0-0	0.0-0
Bethune-Cookman	2-1-3	1-21	1.0-21
at Ohio St.			
Illinois			
Michigan St.			
at Iowa			

## CAREER TACKLE STATS

YEAR	G/S	UT	AT	TT	TFL-YD	SCK-YD
2014						
		Redshirt				
2015	6/0	2	5	7	1-3	0.0-0
2016	4/0	0	1	1	0-0	0.0-0
2017	7/7	20	19	39	5-17	1.5-10
2018	8/8	24	22	46	11-60	5.5-52
<b>TOTAL</b>	<b>25/15</b>	<b>46</b>	<b>47</b>	<b>93</b>	<b>17-80</b>	<b>7.0-62</b>

## CAREER MISCELLANEOUS STATS

YEAR	FF	FR	PBU	INT	QBH	BLK
2014						
	Redshirt					
2015	0	0	0	0	0	0
2016	0	0	0	0	0	0
2017	0	0	1	1	0	0
2018	0	0	1	0	5	0
<b>TOTAL</b>	<b>0</b>	<b>0</b>	<b>2</b>	<b>1</b>	<b>5</b>	<b>0</b>

## CAREER HIGHS

<b>Tackles</b>	11 vs. Colorado (2018)
<b>TFLs</b>	4 at Northwestern (2018)
<b>Sacks</b>	1.5 vs. Colorado (2018)
<b>Breakups</b>	1 twice
<b>Interceptions</b>	1 vs. Rutgers (2017)





# 14 TRE NEAL

6-1 | 215 | SR. | S  
ATLANTA, GA.

## CAREER NOTES

- Graduate transfer from UCF
- Played in 38 games with 18 starts at UCF
- Started every game in UCF's 2017 13-0 season
- Has started 21 consecutive games, including his junior season at UCF in 2017

## 2018 SEASON HIGHLIGHTS

- Had five tackles in his Husker debut vs. Colorado
- Recorded his first breakup and TFL as a Husker against Troy while totaling seven tackles
- Added his second breakup and totaled three tackles vs. Purdue
- Finished with six tackles at No. 16 Wisconsin
- Intercepted his first pass as a Husker at Northwestern
- Had a season-high 10 tackles vs. Minnesota

## 2018 GAME-BY-GAME

OPPONENT	UT-AT-TT	TFL-YD	PBU	INT
Colorado	2-3-5	0-0	0	0
Troy	3-4-7	1-2	1	0
at Michigan	2-0-2	0-0	0	0
Purdue	2-1-3	0-0	1	0
at Wisconsin	3-3-6	0-0	0	0
at Northwestern	3-1-4	0-0	0	1
Minnesota	5-5-10	0-0	0	0
Bethune-Cookman	1-0-1	0-0	0	0
at Ohio St.				
Illinois				
Michigan St.				
at Iowa				

## CAREER TACKLE STATS

YEAR	G/S	UT	AT	TT	TFL-YD	SCK-YD
2014		Redshirt				
2015	12/5	30	25	55	1-1	0.0-0
2016	13/0	11	10	21	0-0	0.0-0
2017	13/13	41	27	68	2-3	0.0-0
2018	8/8	21	17	38	1-2	0.0-0
<b>TOTAL</b>	<b>46/26</b>	<b>103</b>	<b>79</b>	<b>182</b>	<b>4-6</b>	<b>0.0-0</b>

## CAREER MISCELLANEOUS STATS

YEAR	FF	FR	PBU	INT	QBH	BLK
2014	Redshirt					
2015	0	1	3	0	0	0
2016	1	0	0	0	0	1
2017	1	1	3	3	0	0
2018	0	0	2	1	2	0
<b>TOTAL</b>	<b>2</b>	<b>2</b>	<b>8</b>	<b>4</b>	<b>2</b>	<b>1</b>

## CAREER HIGHS

<b>Tackles</b>	13 at Cincinnati (2015)*
<b>TFLs</b>	1 three times
<b>Sacks</b>	none
<b>Breakups</b>	1 eight times
<b>Interceptions</b>	1 four times*

\*includes three interceptions at UCF



# 17 ANDREW BUNCH

6-1 | 210 | SO. | QB  
THOMPSON'S STATION, TENN.

## CAREER HONORS

- **Nebraska Scholar-Athlete Honor Roll (Spring 2018)**

## PERSONAL NOTES

- His father, David, was a walk-on receiver at Nebraska in the 1970s

## 2018 SEASON HIGHLIGHTS

- Made his career debut against Colorado, throwing for 49 yards off the bench in the 4th quarter
- Made his first career start against Troy and set career highs in every category, throwing for 177 yards and his first two career touchdowns
- Came off the bench and led an 80-yard fourth-quarter touchdown drive at Michigan for the Huskers' lone touchdown

## 2018 PASSING GAME-BY-GAME

OPPONENT	COMP-ATT	YDS	TD	INT
Colorado	4-9	49	0	0
Troy	19-27	177	2	2
at Michigan	6-9	71	0	0
Purdue		-DNP-		
at Wisconsin	2-2	23	0	0
at Northwestern		-DNP-		
Minnesota		-DNP-		
Bethune-Cookman		-DNP-		
at Ohio St.				
Illinois				
Michigan St.				
at Iowa				

## CAREER PASSING STATS

YEAR	G/S	CMP-ATT	PCT	YDS	TD	INT
2017		Redshirt				
2018	4/1	31-47	66.0	320	2	2
<b>TOTAL</b>	<b>4/1</b>	<b>31-47</b>	<b>66.0</b>	<b>320</b>	<b>2</b>	<b>2</b>

## CAREER RUSHING STATS

YEAR	G/S	ATT.	NET	Y/A	Y/G	TD
2017		Redshirt				
2018	4/1	15	27	1.8	6.8	0
<b>TOTAL</b>	<b>4/1</b>	<b>15</b>	<b>27</b>	<b>1.8</b>	<b>6.8</b>	<b>0</b>

## CAREER PASSING HIGHS

<b>Attempts</b>	27 vs. Troy (2018)
<b>Completions</b>	19 vs. Troy (2018)
<b>Yards</b>	177 vs. Troy (2018)
<b>Touchdowns</b>	2 vs. Troy (2018)
<b>Long Completion</b>	33 vs. Troy (2018)

## CAREER RUSHING HIGHS

<b>Attempts</b>	10 vs. Troy (2018)
<b>Yards</b>	23 at Michigan (2018)
<b>Touchdowns</b>	none
<b>Long Rush</b>	23 at Michigan (2018)



# 17 CAM TAYLOR

6-0 | 205 | FR. | CB  
MONTGOMERY, ALA.

## CAREER NOTES

- Taylor played quarterback in high school, throwing for 1,466 yards and 16 TDs and rushing for 1,030 yards and 14 TDs as a senior

## 2018 SEASON HIGHLIGHTS

- Has recorded 11 total tackles - eight on defense and three on special teams
- Was the lone true freshman to play a defensive snap in the season opener against Colorado
- Recovered a fumble on punt coverage that set up a Husker field goal against Troy
- Had a then-career-high two tackles at No. 16 Wisconsin and posted his first career breakup
- Posted a solo tackle and a pass breakup at Northwestern
- Had a career-high three tackles vs. Minnesota
- Matched that total with three more tackles vs. Bethune-Cookman

## 2018 GAME-BY-GAME

OPPONENT	UT-AT-TT	TFL-YD	PBU	INT
Colorado	1-0-1	0-0	0	0
Troy	0-0-0	0-0	0	0
at Michigan	1-0-1	0-0	0	0
Purdue		-DNP (injured)-		
at Wisconsin	1-1-2	0-0	1	0
at Northwestern	1-0-1	0-0	1	0
Minnesota	3-0-3	0-0	0	0
Bethune-Cookman	1-2-3	0-0	0	0
at Ohio St.				
Illinois				
Michigan St.				
at Iowa				

## CAREER TACKLE STATS

YEAR	G/S	UT	AT	TT	TFL-YD	SCK-YD
2018	7/0	8	3	11	0-0	0.0-0

## CAREER MISCELLANEOUS STATS

YEAR	FF	FR	PBU	INT	QBH	BLK
2018	0	1	2	0	0	0

## CAREER HIGHS

<b>Tackles</b>	3 twice
<b>TFLs</b>	none
<b>Sacks</b>	none
<b>Breakups</b>	1 twice
<b>Interceptions</b>	none



# 19 MARQUEL DISMUKE

6-2 | 200 | SO. | S

COMPTON, CALIF.

## CAREER HONORS

- Nebraska Scholar-Athlete Honor Roll (Spring 2018)

## 2018 SEASON HIGHLIGHTS

- Had two tackles on defense at Michigan
- Posted his first special teams tackle on kickoff coverage vs. Purdue
- Added another tackle on kickoff coverage at No. 16 Wisconsin
- Saw his most extensive action on defense at Northwestern, totaling a season-high three tackles

## 2018 GAME-BY-GAME

OPPONENT	UT-AT-TT	TFL-YD	PBU	INT
Colorado		-DNP-		
Troy	0-0-0	0-0	0	0
at Michigan	1-1-2	0-0	0	0
Purdue	1-0-1	0-0	0	0
at Wisconsin	0-1-1	0-0	0	0
at Northwestern	3-0-3	0-0	0	0
Minnesota		-DNP-		
Bethune-Cookman		-DNP-		
at Ohio St.				
Illinois				
Michigan St.				
at Iowa				

## CAREER TACKLE STATS

YEAR	G/S	UT	AT	TT	TFL-YD	SCK-YD
2016		Redshirt				
2017	12/1	20	14	34	0-0	0.0-0
2018	5/0	5	2	7	0-0	0.0-0
<b>TOTAL</b>	<b>17/1</b>	<b>25</b>	<b>16</b>	<b>41</b>	<b>0-0</b>	<b>0.0-0</b>

## CAREER MISCELLANEOUS STATS

YEAR	FF	FR	PBU	INT	QBH	BLK
2016	Redshirt					
2017	0	1	0	0	0	0
2018	0	0	0	0	0	0
<b>TOTAL</b>	<b>0</b>	<b>1</b>	<b>0</b>	<b>0</b>	<b>0</b>	<b>0</b>

## CAREER HIGHS

<b>Tackles</b>	9 vs. Wisconsin (2017)
<b>TFLs</b>	none
<b>Sacks</b>	none
<b>Breakups</b>	none
<b>Interceptions</b>	none



# 19 MIKE WILLIAMS

5-10 | 185 | JR. | WR

LAKE CITY, FLA.

## CAREER HONORS

- Nebraska Scholar-Athlete Honor Roll (Spring 2018)

## CAREER NOTES

- Came to Nebraska from East Mississippi CC, the 2017 National Junior College Athletic Association national champion
- Began his career at Georgia Southern (2016)

## 2018 SEASON HIGHLIGHTS

- Has exceeded his reception and receiving yards total from his freshman season at Georgia Southern (2016)
- Had three catches for 40 yards in his Husker debut against Colorado
- Had an 11-yard reception at No. 16 Wisconsin
- Tied his career high with three catches at Northwestern for a career-high 41 yards
- Caught a pass in a third consecutive game with a seven-yard grab against Minnesota

## 2018 GAME-BY-GAME

OPPONENT	REC.	YDS	TD	LONG
Colorado	3	40	0	19
Troy	0	0	0	0
at Michigan	0	0	0	0
Purdue	0	0	0	0
at Wisconsin	1	11	0	11
at Northwestern	3	41	0	24
Minnesota	1	7	0	7
Bethune-Cookman	0	0	0	0
at Ohio St.				
Illinois				
Michigan St.				
at Iowa				

## CAREER RECEIVING STATS

YEAR	G/S	REC.	YDS	Y/R	Y/G	TD
2016*	11/0	3	27	9.0	2.5	0
2017	at East Mississippi CC					
2018	8/2	8	99	12.4	12.4	0
<b>TOTAL</b>	<b>19/2</b>	<b>11</b>	<b>126</b>	<b>11.5</b>	<b>6.6</b>	<b>0</b>

\*at Georgia Southern

## CAREER HIGHS

<b>Receptions</b>	3 twice
<b>Receiving Yards</b>	41 at Northwestern (2018)
<b>Receiving Touchdowns</b>	none
<b>Long Reception</b>	24 at Northwestern (2018)



# 21 LAMAR JACKSON

6-3 | 215 | JR. | DB

ELK GROVE, CALIF.

## CAREER HONORS

- Nebraska Scholar-Athlete Honor Roll (Spring 2018)

## 2018 SEASON HIGHLIGHTS

- Has set a career high with five pass breakups
- Had his first career interception vs. Troy, the first pick by a Husker cornerback in 21 games
- Also added his first breakup of the season against Troy
- Saw his streak of 16 consecutive starts snapped at No. 16 Wisconsin, but totaled three tackles and one breakup off the bench
- Returned to the starting lineup at Northwestern and had a career-high two breakups
- Had a pass breakup for the third consecutive game against Minnesota
- Had a pair of solo stops vs. Bethune-Cookman

## 2018 GAME-BY-GAME

OPPONENT	UT-AT-TT	TFL-YD	PBU	INT
Colorado	0-1-1	0-0	0	0
Troy	0-2-2	0-0	1	1
at Michigan	3-0-3	0-0	0	0
Purdue	2-0-2	0-0	0	0
at Wisconsin	2-1-3	0-0	1	0
at Northwestern	2-0-2	0-0	2	0
Minnesota	1-0-1	0-0	1	0
Bethune-Cookman	2-0-2	0-0	0	0
at Ohio St.				
Illinois				
Michigan St.				
at Iowa				

## CAREER TACKLE STATS

YEAR	G/S	UT	AT	TT	TFL-YD	SCK-YD
2016	13/1	14	3	17	2-14	1.0-11
2017	12/12	27	11	38	0-0	0.0-0
2018	8/7	12	4	16	0-0	0.0-0
<b>TOTAL</b>	<b>33/20</b>	<b>53</b>	<b>18</b>	<b>71</b>	<b>2-14</b>	<b>1.0-11</b>

## CAREER MISCELLANEOUS STATS

YEAR	FF	FR	PBU	INT	QBH	BLK
2016	0	0	0	0	0	0
2017	0	0	3	0	0	0
2018	0	0	5	1	0	0
<b>TOTAL</b>	<b>0</b>	<b>0</b>	<b>8</b>	<b>1</b>	<b>0</b>	<b>0</b>

## CAREER HIGHS

<b>Tackles</b>	8 at Purdue (2017)
<b>TFLs</b>	2 vs. Fresno St. (2016)
<b>Sacks</b>	1.0 vs. Fresno St. (2016)
<b>Breakups</b>	2 at Northwestern (2018)
<b>Interceptions</b>	1 vs. Troy (2018)



## 22 ALEX DAVIS

6-5 | 255 | JR. | OLB

RIVIERA BEACH, FLA.

### CAREER HONORS

- Nebraska Scout Team Defensive MVP (2015)
- Nebraska Scholar-Athlete Honor Roll (Spring 2016)
- 2-Time Brook Berringer Citizenship Team
- 2-Time Tom Osborne Citizenship Team

### 2018 SEASON HIGHLIGHTS

- Made his first tackle of the season on special teams against Troy
- Earned his first start of the season at No. 16 Wisconsin and had a season-high three tackles, one shy of his career high
- Also earned starts vs. Minnesota and Bethune-Cookman

### 2018 GAME-BY-GAME

OPPONENT	UT-AT-TT	TFL-YD	SACK-YD
Colorado	0-0-0	0-0	0.0-0
Troy	0-1-1	0-0	0.0-0
at Michigan	0-0-0	0-0	0.0-0
Purdue	0-0-0	0-0	0.0-0
at Wisconsin	1-2-3	0-0	0.0-0
at Northwestern	0-0-0	0-0	0.0-0
Minnesota	0-0-0	0-0	0.0-0
Bethune-Cookman	0-0-0	0-0	0.0-0
at Ohio St.			
Illinois			
Michigan St.			
at Iowa			

### CAREER TACKLE STATS

YEAR	G/S	UT	AT	TT	TFL-YD	SCK-YD
2015		Redshirt				
2016	13/0	0	2	2	0-0	0.0-0
2017	12/5	10	7	17	4-11	1.5-5
2018	8/3	1	3	4	0-0	0.0-0
<b>TOTAL</b>	<b>33/8</b>	<b>11</b>	<b>12</b>	<b>23</b>	<b>4-11</b>	<b>1.5-5</b>

### CAREER MISCELLANEOUS STATS

YEAR	FF	FR	PBU	INT	QBH	BLK
2015	Redshirt					
2016	0	0	0	0	0	0
2017	0	0	0	0	0	0
2018	0	0	0	0	0	0
<b>TOTAL</b>	<b>0</b>	<b>0</b>	<b>0</b>	<b>0</b>	<b>0</b>	<b>0</b>

### CAREER HIGHS

<b>Tackles</b>	4 vs. Northwestern (2017)
<b>TFLs</b>	2 vs. Iowa (2017)
<b>Sacks</b>	1.0 at Penn St. (2017)
<b>Breakups</b>	none
<b>Interceptions</b>	none



## 22 DEVINE OZIGBO

6-0 | 235 | SR. | RB

SACHSE, TEXAS

### CAREER HONORS

- Nebraska Scholar-Athlete Honor Roll (Fall 2016)

### CAREER NOTES

- 1 of 65 Huskers to rush for 1,000 career yards
- 1 of 41 Huskers to rush for 1,500 career yards
- 33rd on NU's all-time rushing list (1,824)

### 2018 NCAA RANKINGS (TOP 25)

- Rushing Yards Per Carry: 4th (7.4)

### 2018 BIG TEN RANKINGS (TOP 5)

- Rushing Yards Per Carry: 2nd (7.4)
- Rushing Touchdowns: t-2nd (8)
- Total Touchdowns: t-2nd (8)

### 2018 SEASON HIGHLIGHTS

- Has set career highs with 710 rushing yards and seven rushing touchdowns
- Has also caught 13 passes for 115 yards, both of which are career highs
- Leads NU in rushing yards, rushing touchdowns and rushing yards per game (88.8)
- Has rushed for 620 yards and seven touchdowns in his five starts, averaging 124.0 yards per game and 9.3 yards per carry as a starter
- Has posted his first three career 150-yard rushing efforts in his last five games
- Is the only Big Ten back with three 150-yard rushing performances in conference play
- Ran for 60 yards and a touchdown vs. Colorado and added two catches for 17 yards
- Rushed for a career-high 170 yards vs. Purdue in his first start of the season
- Marked the most rushing yards by a Husker in a Big Ten game since Ameer Abdullah vs. Rutgers in 2014 (225 yards)
- Also tied his career high with two rushing TDs vs. the Boilermakers
- Had 159 yards and two TDs at Northwestern and caught four passes for 33 yards
- Had 152 yards vs. Minnesota, including TD runs of 40 and 59 yards
- The 59-yard touchdown run vs. the Gophers was the longest rush of his career
- Played only the first half against Bethune-Cookman and ran for 110 yards on 11 carries
- Marked his 8th career 100-yard rushing game and fourth in his last five games

### 2018 GAME-BY-GAME

OPPONENT	ATT.	YDS	TD	LONG
Colorado	14	60	1	8
Troy	9	25	0	11
at Michigan	6	5	0	6
Purdue	17	170	2	35
at Wisconsin	5	29	0	9
at Northwestern	22	159	2	37
Minnesota	12	152	2	59
Bethune-Cookman	11	110	1	29
at Ohio St.				
Illinois				
Michigan St.				
at Iowa				

### CAREER STATS


YEAR	G/S	ATT.	NET	Y/A	Y/G	TD
2015	11/0	38	209	5.5	19.0	1
2016	11/1	97	412	4.2	37.5	5
2017	10/3	129	493	3.8	49.3	3
2018	8/5	96	710	7.4	88.8	8
<b>TOTAL</b>	<b>40/9</b>	<b>360</b>	<b>1,824</b>	<b>5.1</b>	<b>45.6</b>	<b>17</b>

RECEIVING: 39 rec., 400 yds, 0 TD

### CAREER HIGHS

<b>Attempts</b>	24 vs. Rutgers (2017)
<b>Yards</b>	170 vs. Purdue (2018)
<b>Touchdowns</b>	2 four times
<b>Long Rush</b>	59 vs. Minnesota (2018)
<b>Receptions</b>	6 at Purdue (2017)
<b>Receiving Yards</b>	42 at Purdue (2017)





# 23 DICAPRIO BOOTLE

5-10 | 190 | SO. | DB  
MIAMI, FLA.

## CAREER HONORS

- Academic All-Big Ten (2017)
- Nebraska Scholar-Athlete Honor Roll (Fall 2016)
- Brook Berringer Citizenship Team (2018)
- Tom Osborne Citizenship Team (2018)

## NEBRASKA SEASON RECORD WATCH

- Pass Breakups: t-7th (13)

## 2018 NCAA RANKINGS (TOP 25)

- Pass Breakups: 3rd (14)
- Passes Defended Per Game: 5th (1.8)

## 2018 BIG TEN RANKINGS (TOP 5)

- Pass Breakups: 1st (14)
- Passes Defended Per Game: 1st (1.8)

## 2018 SEASON HIGHLIGHTS

- Has set career highs in tackles (28) and pass breakups (14) after entering the year with 15 career tackles and no pass breakups
- His 14 pass breakups are the most by a Husker since 2005
- Started and had three tackles and his first two career pass breakups against Colorado
- Had a career-high five breakups at Michigan, tied for the most by an FBS player this season
- The five breakups ranked 3rd in NU history and tied for the most by a Husker in a Big Ten game
- Added three breakups the next week vs. Purdue while totaling a career-high seven tackles
- Had five tackles at Wisconsin and four more stops the next week at Northwestern
- Added three more pass breakups vs. Minnesota
- Moved into the top five on NU's season breakups list with one PBU vs. Bethune-Cookman

## 2018 GAME-BY-GAME

OPPONENT	UT-AT-TT	TFL-YD	PBU	INT
Colorado	1-2-3	0-0	2	0
Troy	0-1-1	0-0	0	0
at Michigan	3-1-4	0-0	5	0
Purdue	5-2-7	0-0	3	0
at Wisconsin	4-1-5	0-0	0	0
at Northwestern	4-0-4	0-0	0	0
Minnesota	1-0-1	0-0	3	0
Bethune-Cookman	1-2-3	0-0	1	0
at Ohio St.				
Illinois				
Michigan St.				
at Iowa				

## CAREER TACKLE STATS

YEAR	G/S	UT	AT	TT	TFL-YD	SCK-YD
2016		Redshirt				
2017	12/1	11	4	15	1-1	0.0-0
2018	8/8	19	9	28	0-0	0.0-0
<b>TOTAL</b>	<b>20/9</b>	<b>30</b>	<b>13</b>	<b>43</b>	<b>1-1</b>	<b>0.0-0</b>

## CAREER MISCELLANEOUS STATS

YEAR	FF	FR	PBU	INT	QBH	BLK
2016	Redshirt					
2017	0	0	0	0	0	0
2018	1	0	14	0	0	0
<b>TOTAL</b>	<b>1</b>	<b>0</b>	<b>14</b>	<b>0</b>	<b>0</b>	<b>0</b>

## CAREER HIGHS

<b>Tackles</b>	7 vs. Purdue (2018)
<b>TFLs</b>	1 vs. Ohio St. (2017)
<b>Sacks</b>	none
<b>Breakups</b>	5 at Michigan (2018)
<b>Interceptions</b>	none

## NEBRASKA SEASON PASS BREAKUPS

RK.	PLAYER, YEAR	PBU
1.	DeJuan Groce, 2000	17
2.	Ralph Brown, 1999	15
	Fabian Washington, 2004	15
4.	Ralph Brown, 1998	14
	DeJuan Groce, 2001	14
	Zackary Bowman, 2005	14
	<b>Dicaprio Bootle, 2018</b>	<b>14</b>



# 24 AARON WILLIAMS

5-11 | 190 | SR. | DB  
ATLANTA, GA.

## CAREER HONORS

- Nebraska Scholar-Athlete Honor Roll (Spring 2015)

## 2018 SEASON HIGHLIGHTS

- Leads the Husker secondary and is 2nd overall on the team with 49 tackles
- Has six games with five or more tackles
- Had eight tackles off the bench vs. Colorado
- Made his first start of the season against Troy and recorded his first pass breakup of 2018
- Tied his season high with eight tackles vs. Purdue
- Had six tackles and a pass breakup at No. 16 Wisconsin
- Tied his career high with 12 tackles at Northwestern, including a career-high 10 solo stops
- Marked the first time in 26 games dating back to 2016 that a Husker had 10 solo tackles
- Tied his career high with two pass breakups as part of a six-tackle performance vs. Minnesota

## 2018 GAME-BY-GAME

OPPONENT	UT-AT-TT	TFL-YD	PBU	INT
Colorado	4-4-8	0-0	0	0
Troy	3-2-5	0-0	1	0
at Michigan	4-0-4	0-0	0	0
Purdue	2-6-8	0-0	0	0
at Wisconsin	3-3-6	0-0	1	0
at Northwestern	10-2-12	0-0	0	0
Minnesota	5-1-6	0-0	2	0
Bethune-Cookman	0-0-0	0-0	0	0
at Ohio St.				
Illinois				
Michigan St.				
at Iowa				

## CAREER TACKLE STATS


YEAR	G/S	UT	AT	TT	TFL-YD	SCK-YD
2015	13/3	17	7	24	3-9	0.0-0
2016	13/11	32	30	62	6-22	2.0-18
2017	9/8	31	17	48	1-4	0.0-0
2018	8/7	31	18	49	0-0	0.0-0
<b>TOTAL</b>	<b>43/29</b>	<b>111</b>	<b>72</b>	<b>183</b>	<b>10-35</b>	<b>2.0-18</b>

## CAREER MISCELLANEOUS STATS

YEAR	FF	FR	PBU	INT	QBH	BLK
2015	0	0	0	0	0	0
2016	0	0	7	3	0	0
2017	0	1	1	2	0	0
2018	0	0	4	0	1	0
<b>TOTAL</b>	<b>0</b>	<b>1</b>	<b>12</b>	<b>5</b>	<b>1</b>	<b>0</b>

## CAREER HIGHS

<b>Tackles</b>	12 times
<b>TFLs</b>	1 10 times
<b>Sacks</b>	1.0 twice
<b>Breakups</b>	2 twice
<b>Interceptions</b>	1 five times



## 25 ANTONIO REED

6-2 | 215 | SR. | DB  
MEMPHIS, TENN.

### CAREER HONORS

- Brook Berringer Citizenship Team (2017)
- Tom Osborne Citizenship Team (2017)

### 2018 SEASON HIGHLIGHTS

- Started his first season opener against Colorado and registered four tackles
- Added five tackles off the bench vs. Troy and four off the bench at Michigan
- Posted his first pass breakup at No. 16 Wisconsin
- Intercepted the second pass of his career at Northwestern and recorded a season-high six tackles, all solo stops

### 2018 GAME-BY-GAME

OPPONENT	UT-AT-TT	TFL-YD	PBU	INT
Colorado	1-3-4	0-0	0	0
Troy	4-1-5	0-0	0	0
at Michigan	2-2-4	0-0	0	0
Purdue	1-0-1	0-0	0	0
at Wisconsin	1-1-2	0-0	1	0
at Northwestern	6-0-6	0-0	0	1
Minnesota	0-0-0	0-0	0	0
Bethune-Cookman	2-0-2	0-0	0	0
at Ohio St.				
Illinois				
Michigan St.				
at Iowa				

### CAREER TACKLE STATS

YEAR	G/S	UT	AT	TT	TFL-YD	SCK-YD
2015	13/0	9	1	10	0-0	0.0-0
2016	12/1	14	8	22	0-0	0.0-0
2017	10/4	24	18	42	2-5	0.0-0
2018	8/1	17	7	24	0-0	0.0-0
<b>TOTAL</b>	<b>43/6</b>	<b>64</b>	<b>34</b>	<b>98</b>	<b>2-5</b>	<b>0.0-0</b>

### CAREER MISCELLANEOUS STATS

YEAR	FF	FR	PBU	INT	QBH	BLK
2015	2	0	0	0	0	0
2016	0	0	2	0	1	0
2017	1	0	0	1	0	0
2018	0	0	2	1	0	0
<b>TOTAL</b>	<b>3</b>	<b>0</b>	<b>4</b>	<b>2</b>	<b>1</b>	<b>0</b>

### CAREER HIGHS

<b>Tackles</b>	15 at Minnesota (17)
<b>TFLs</b>	1 twice
<b>Sacks</b>	none
<b>Breakups</b>	1 three times
<b>Interceptions</b>	1 twice



## 28 MAURICE WASHINGTON

6-1 | 190 | FR. | RB  
STOCKTON, CALIF.

### 2018 SEASON HIGHLIGHTS

- 3rd on the team in rushing yards (344) and rushing yards per game (49.1)
- 4th on the team in all-purpose yards per game (79.7)
- Debuted with 34 rushing yards, 16 receiving yards and 50 yards from scrimmage in the season opener against Colorado
- Ran for a then-career-high 92 yards vs. Troy
- Did not play vs. Purdue after missing the week of practice due to illness
- Returned at No. 16 Wisconsin and totaled a then-career-high 115 all-purpose yards
- Had career highs of four receptions and 53 receiving yards against the Badgers
- Scored his 1st career touchdown with a three-yard TD run in the 4th quarter at Northwestern
- Had a career-high 39 kickoff return yards vs. the Wildcats, including a career-long 27-yard return
- Posted his first career 100-yard rushing game with 109 yards on 14 carries vs. Minnesota
- Marked the first 100-yard rushing effort by a true freshman Husker running back since Imani Cross vs. Idaho State on Sept. 22, 2012 (100 yards)
- Also returned two kickoffs for 32 yards against Minnesota to post a career-high 142 all-purpose yards
- Had six carries for 48 yards and one touchdown while playing only the first half against Bethune-Cookman

### 2018 GAME-BY-GAME

OPPONENT	ATT.	YDS	TD	LONG
Colorado	8	34	0	10
Troy	14	92	0	29
at Michigan	3	2	0	1
Purdue	-DNP (illness)-			
at Wisconsin	5	27	0	11
at Northwestern	9	32	1	11
Minnesota	14	109	1	22
Bethune-Cookman	6	48	1	18
at Ohio St.				
Illinois				
Michigan St.				
at Iowa				

### CAREER RUSHING STATS

YEAR	G/S	ATT.	NET	Y/A	Y/G	TD
2018	7/0	59	344	5.8	49.1	3

### CAREER RECEIVING STATS

YEAR	G/S	REC.	YDS	Y/R	Y/G	TD
2018	7/0	14	92	6.6	13.1	0

### CAREER KICKOFF RETURN STATS

YEAR	RET.	YDS	AVG.	TD	LG
2018	7	122	17.4	0	27

### CAREER RUSHING HIGHS


<b>Attempts</b>	14 twice
<b>Yards</b>	109 vs. Minnesota (2018)
<b>Touchdowns</b>	1 three times
<b>Long Rush</b>	29 vs. Troy (2018)

### CAREER RECEIVING HIGHS

<b>Receptions</b>	4 at Wisconsin (2018)
<b>Receiving Yards</b>	53 at Wisconsin (2018)
<b>Long Reception</b>	24 at Wisconsin (2018)

### CAREER KICKOFF RETURN HIGHS

<b>Returns</b>	2 three times
<b>Return Yards</b>	39 at Northwestern (2018)
<b>Long Return</b>	27 at Northwestern (2018)



## 31 COLLIN MILLER

6-3 | 245 | SO. | OLB

FISHERS, IND.

### CAREER HONORS

- Nebraska Scout Team Defensive MVP (2016)
- Academic All-Big Ten (2017)
- Nebraska Scholar-Athlete Honor Roll (Spring 2017)

### 2018 SEASON HIGHLIGHTS

- Leads Nebraska with seven special teams tackles (4 on punt coverage, 3 on kickoff coverage)
- Posted at least one special teams tackle in each of the first four games
- Recorded two tackles on special teams and posted his first stop on defense at Michigan
- Had his first career tackle for loss with a seven-yard TFL at Northwestern
- Posted tackles on defense (3), punt coverage (1) and kickoff coverage (1) as part of a career-high five-tackle effort against Minnesota
- Had three tackles from his linebacker spot against Bethune-Cookman

### 2018 GAME-BY-GAME

OPPONENT	UT-AT-TT	TFL-YD	SACK-YD
Colorado	1-0-1	0-0	0.0-0
Troy	0-1-1	0-0	0.0-0
at Michigan	0-3-3	0-0	0.0-0
Purdue	0-1-1	0-0	0.0-0
at Wisconsin	0-0-0	0-0	0.0-0
at Northwestern	1-0-1	1-7	0.0-0
Minnesota	4-1-5	0-0	0.0-0
Bethune-Cookman	2-1-3	0-0	0.0-0
at Ohio St.			
Illinois			
Michigan St.			
at Iowa			

### CAREER TACKLE STATS

YEAR	G/S	UT	AT	TT	TFL-YD	SCK-YD
2016		Redshirt				
2017	12/0	4	7	11	0-0	0.0-0
2018	8/0	8	7	15	1-7	0.0-0
<b>TOTAL</b>	<b>20/0</b>	<b>12</b>	<b>14</b>	<b>26</b>	<b>1-7</b>	<b>0.0-0</b>

### CAREER MISCELLANEOUS STATS

YEAR	FF	FR	PBU	INT	QBH	BLK
2016		Redshirt				
2017	0	1	0	0	0	0
2018	0	0	0	0	0	0
<b>TOTAL</b>	<b>0</b>	<b>1</b>	<b>0</b>	<b>0</b>	<b>0</b>	<b>0</b>

### CAREER HIGHS

<b>Tackles</b>	5 vs. Minnesota (2018)
<b>TFLs</b>	1 at Northwestern (2018)
<b>Sacks</b>	none
<b>Breakups</b>	none
<b>Interceptions</b>	none



## 32 BARRET PICKERING

6-0 | 195 | FR. | PK

BIRMINGHAM, ALA.

### CAREER HONORS

- Nebraska Scholar-Athlete Honor Roll (Spring 2018)

### 2018 SEASON HIGHLIGHTS

- Early enrollee started at place-kicker as a true freshman in the season opener vs. Colorado and connected on all four extra-point tries
- Added his first two career field goals the next week against Troy
- Connected on a career-long 35-yard field goal at Michigan
- Added a 31-yard field goal at No. 16 Wisconsin
- Nailed a 34-yard field goal at Northwestern
- Set career highs with nine points and six extra points vs. Minnesota
- Matched that effort vs. Bethune-Cookman
- Hit a 29-yard field goal against the Wildcats to tie his career high with three consecutive made field goals

### 2018 GAME-BY-GAME

OPPONENT	XP-ATT	FG-ATT	LG	BK	PTS
Colorado	4-4	0-1	0	0	4
Troy	1-1	2-3	32	0	7
at Michigan	1-1	1-1	35	0	4
Purdue	4-4	0-1	0	0	4
at Wisconsin	3-3	1-1	31	0	6
at Northwestern	2-3	1-2	34	0	5
Minnesota	6-6	1-1	32	0	9
Bethune-Cookman	6-6	1-1	29	0	9
at Ohio St.					
Illinois					
Michigan St.					
at Iowa					

### CAREER STATS

YEAR	G/S	PAT	FG	PCT.	PTS	LG
2018	8/8	27-28	7-11	63.6	48	35

### CAREER HIGHS

<b>Field Goal Attempts</b>	3 vs. Troy (2018)
<b>Field Goals Made</b>	2 vs. Troy (2018)
<b>Long Field Goal</b>	35 at Michigan (2018)
<b>Points</b>	9 twice



## 35 CALEB LIGHTBOURN

6-3 | 250 | JR. | P

WASHOUGAL, WASH.

### CAREER HONORS

- Ray Guy Award Preseason Watch List (2018)
- Big Ten Freshman of the Week (Oregon, 2016)
- Nebraska Scholar-Athlete Honor Roll (Fall 2016)
- 2-Time Brook Berringer Citizenship Team
- 2-Time Tom Osborne Citizenship Team

### 2018 SEASON HIGHLIGHTS

- Served as Nebraska's starting punter the first five games and averaged 41.6 yards per punt with two season-long 52-yard punts
- Has handled kickoff duties all season, recording 26 touchbacks in 47 kickoffs

### 2018 GAME-BY-GAME

OPPONENT	NO.	AVG	I20	LONG
Colorado	3	42.7	1	47
Troy	5	41.6	1	51
at Michigan	9	44.7	1	52
Purdue	5	40.2	0	52
at Wisconsin	2	29.5	0	36
at Northwestern	0	0.0	0	0
Minnesota	0	0.0	0	0
Bethune-Cookman	0	0.0	0	0
at Ohio St.				
Illinois				
Michigan St.				
at Iowa				

### CAREER STATS

YEAR	NO.	AVG	LG	TB	I20	50+	BLK
2016	65	39.7	58	5	21	10	0
2017	59	42.1	69	4	21	13	0
2018	24	41.6	52	1	3	3	0
<b>TOTAL</b>	<b>148</b>	<b>41.0</b>	<b>69</b>	<b>10</b>	<b>45</b>	<b>26</b>	<b>0</b>

KICKOFFS: 48 att., 26 touchbacks

### CAREER HIGHS

<b>Punts</b>	10 at Iowa (2016)
<b>Average</b>	48.0 vs. Ohio St. (2017)
<b>Inside 20</b>	3 10 times
<b>50-Yard Punts</b>	4 vs. No. Illinois (2017)
<b>Long Punt</b>	69 vs. Wisconsin (2017)





## 37 WYATT MAZOUR

5-9 | 200 | JR. | RB

ALBION, NEB.

### CAREER HONORS

- Academic All-Big Ten (2017)
- 4-Time Nebraska Scholar-Athlete Honor Roll
- 3-Time Brook Berringer Citizenship Team
- 3-Time Tom Osborne Citizenship Team

### 2018 SEASON HIGHLIGHTS

- Has appeared on special teams in every game
- Has also appeared in the backfield, rushing for 73 yards on 10 carries and adding one catch for 21 yards
- Earned the first carries of his career at Michigan, rushing five times for 18 yards
- Scored NU's lone touchdown at Michigan on a three-yard run in the fourth quarter
- Also added his first career reception vs. the Wolverines, a 21-yard grab in the fourth quarter
- Returned his first career kickoff vs. Purdue, returning a pooch kick for 21 yards
- Had a 15-yard kickoff return at Northwestern
- Ran for a career-high 55 yards on just five carries vs. Bethune-Cookman, including a career-long 18-yard run

### 2018 GAME-BY-GAME

OPPONENT	ATT.	YDS	TD	LONG
Colorado	0	0	0	0
Troy	0	0	0	0
at Michigan	5	18	1	17
Purdue	0	0	0	0
at Wisconsin	0	0	0	0
at Northwestern	0	0	0	0
Minnesota	0	0	0	0
Bethune-Cookman	5	55	0	18
at Ohio St.				
Illinois				
Michigan St.				
at Iowa				

### CAREER STATS


YEAR	G/S	ATT.	NET	Y/A	Y/G	TD
2015			Redshirt			
2016	1/0	0	0	0.0	0.0	0
2017	3/0	0	0	0.0	0.0	0
2018	8/0	10	73	7.3	9.1	1
<b>TOTAL</b>	<b>12/0</b>	<b>10</b>	<b>73</b>	<b>7.3</b>	<b>6.1</b>	<b>1</b>

RECEIVING: 1 rec., 21 yds, 0 TD

KICKOFF RETURNS: 2 ret., 36 yds, 0 TD

### CAREER HIGHS

Attempts	5 twice
Yards	55 vs. Bethune-Cookman (2018)
Touchdowns	1 at Michigan (2018)
Long Rush	18 vs. Bethune-Cookman (2018)
Receptions	1 at Michigan (2018)
Receiving Yards	21 at Michigan (2018)
Long Reception	21 at Michigan (2018)



## 41 DEONTAI WILLIAMS

6-1 | 200 | SO. | DB

JACKSONVILLE, FLA.

### CAREER HONORS

- Nebraska Scholar-Athlete Honor Roll (Spring 2018)

### CAREER NOTES

- Came to Nebraska after spending the past two seasons at Jones County (Miss.) Junior College, where he had 30 tackles and two interceptions
- Has three seasons of eligibility at Nebraska

### PERSONAL NOTES

- Father, Roosevelt Williams, was a 3rd-round pick in the 2002 NFL Draft and played two seasons in the NFL

### 2018 SEASON HIGHLIGHTS

- Leads Nebraska with two interceptions
- Broke up a pass in his debut against Colorado
- Added his first career tackle with a special teams stop against Troy
- Made a diving interception in the end zone at Michigan for his first career pick
- Also posted his first career tackle on defense against the Wolverines
- Made his first career start against Purdue and finished with a then-career-high three tackles
- Set a new career high with five tackles the next week at No. 16 Wisconsin
- Was disruptive against Bethune Cookman, recovering a fumble, intercepting one pass and breaking up another

### 2018 GAME-BY-GAME

OPPONENT	UT-AT-TT	TFL-YD	PBU	INT
Colorado	0-0-0	0-0	1	0
Troy	0-1-1	0-0	0	0
at Michigan	2-0-2	0-0	0	1
Purdue	2-1-3	0-0	0	0
at Wisconsin	4-1-5	0-0	0	0
at Northwestern	1-0-1	0-0	0	0
Minnesota	0-1-1	0-0	0	0
Bethune-Cookman	0-2-2	0-0	1	1
at Ohio St.				
Illinois				
Michigan St.				
at Iowa				

### CAREER TACKLE STATS

YEAR	G/S	UT	AT	TT	TFL-YD	SCK-YD
2018	8/1	9	6	15	0-0	0-0-0

### CAREER MISCELLANEOUS STATS

YEAR	FF	FR	PBU	INT	QBH	BLK
2018	0	1	2	2	0	0

### CAREER HIGHS

Tackles	5 at Wisconsin (2018)
TFLs	none
Sacks	none
Breakups	1 twice
Interceptions	1 twice



## 42 JERAMIAH STOVALL

5-11 | 195 | JR. | DB

OMAHA, NEB.

### CAREER HONORS

- 2-Time Brook Berringer Citizenship Team
- 2-Time Tom Osborne Citizenship Team

### 2018 SEASON HIGHLIGHTS

- Has been a special teams standout the past five games after not playing in the season's first three games
- Each of his career-high five tackles have come on kickoff coverage
- Leads NU with five tackles on kickoff coverage and ranks 2nd with five total special teams tackles

### 2018 GAME-BY-GAME

OPPONENT	UT-AT-TT	TFL-YD	PBU	INT
Colorado		-DNP-		
Troy		-DNP-		
at Michigan		-DNP-		
Purdue	0-0-0	0-0	0	0
at Wisconsin	1-1-2	0-0	0	0
at Northwestern	1-0-1	0-0	0	0
Minnesota	1-1-2	0-0	0	0
Bethune-Cookman	0-0-0	0-0	0	0
at Ohio St.				
Illinois				
Michigan St.				
at Iowa				

### CAREER TACKLE STATS

YEAR	G/S	UT	AT	TT	TFL-YD	SCK-YD
2016					Redshirt	
2017	12/0	0	4	4	0-0	0-0-0
2018	5/0	3	2	5	0-0	0-0-0
<b>TOTAL</b>	<b>17/0</b>	<b>3</b>	<b>6</b>	<b>9</b>	<b>0-0</b>	<b>0-0-0</b>

### CAREER MISCELLANEOUS STATS

YEAR	FF	FR	PBU	INT	QBH	BLK
2016					Redshirt	
2017	0	0	0	0	0	0
2018	0	0	0	0	0	0
<b>TOTAL</b>	<b>0</b>	<b>0</b>	<b>0</b>	<b>0</b>	<b>0</b>	<b>0</b>

### CAREER HIGHS

Tackles	2 twice
TFLs	none
Sacks	none
Interceptions	none



# 43 TYRIN FERGUSON

6-2 | 230 | JR. | OLB  
NEW ORLEANS, LA.

## CAREER HONORS

- 2-Time Brook Berringer Citizenship Team
- 2-Time Tom Osborne Citizenship Team

## 2018 SEASON HIGHLIGHTS

- Has set career highs in tackles (22), TFLs (5) and sacks (1.0)
- Is 3rd on the team in tackles for loss (5) despite battling injuries and not producing a single TFL in his first two seasons
- Tallied a career-high 10 tackles in his first career start vs. Colorado with his first career sack and first two career TFLs
- Surpassed his career tackle (8), TFL (0) and sack (0.0) totals against the Buffaloes
- Added two more TFLs at Michigan
- Missed the next two games with an injury
- Returned in a limited role at Northwestern
- Posted his first tackles since the injury with three stops against Minnesota
- Had a pair of tackles vs. Bethune-Cookman

## 2018 GAME-BY-GAME

OPPONENT	UT-AT-TT	TFL-YD	SACK-YD
Colorado	5-5-10	2-7	1.0-4
Troy	2-2-4	1-2	0.0-0
at Michigan	3-0-3	2-11	0.0-0
Purdue	-DNP (injured)-		
at Wisconsin	-DNP (injured)-		
at Northwestern	0-0-0	0-0	0.0-0
Minnesota	2-1-3	0-0	0.0-0
Bethune-Cookman	1-1-2	0-0	0.0-0
at Ohio St.			
Illinois			
Michigan St.			
at Iowa			

## CAREER TACKLE STATS

YEAR	G/S	UT	AT	TT	TFL-YD	SCK-YD
2015	10/0	3	2	5	0-0	0.0-0
2016		Redshirt				
2017	5/0	1	2	3	0-0	0.0-0
2018	6/3	13	9	22	5-20	1.0-4
<b>TOTAL</b>	<b>21/3</b>	<b>17</b>	<b>13</b>	<b>30</b>	<b>5-20</b>	<b>1.0-4</b>

## CAREER MISCELLANEOUS STATS

YEAR	FF	FR	PBU	INT	QBH	BLK
2015	0	0	0	0	0	0
2016	Redshirt					
2017	0	0	0	1	0	0
2018	0	0	0	0	0	0
<b>TOTAL</b>	<b>0</b>	<b>0</b>	<b>0</b>	<b>1</b>	<b>0</b>	<b>0</b>

## CAREER HIGHS

<b>Tackles</b>	10 vs. Colorado (2018)
<b>TFLs</b>	2 twice
<b>Sacks</b>	1.0 vs. Colorado (2018)
<b>Interceptions</b>	1 vs. Arkansas St. (2017)



# 44 MICK STOLTENBERG

6-5 | 315 | SR. | DL  
GRETNA, NEB.

## CAREER HONORS

- Team Captain (2018)
- William V. Campbell Trophy Semifinalist (2018)
- Academic All-District 7 (2017)
- 2-Time Academic All-Big Ten
- 7-Time Nebraska Scholar-Athlete Honor Roll
- Sam Foltz Hero 27 Leadership Award (2018)
- 2-Time Brook Berringer Citizenship Team
- 2-Time Tom Osborne Citizenship Team

## CAREER NOTES

- Is playing the 2018 season as a graduate

## 2018 SEASON HIGHLIGHTS

- Semifinalist for the Campbell Trophy, presented to the nation's best football scholar-athlete
- Had three total tackles over the first three games before suffering an injury at Michigan
- Missed the next four games, snapping his streak of 23 consecutive starts
- Returned with one tackle vs. Bethune-Cookman

## 2018 GAME-BY-GAME

OPPONENT	UT-AT-TT	TFL-YD	SACK-YD
Colorado	0-1-1	0-0	0.0-0
Troy	0-0-0	0-0	0.0-0
at Michigan	0-2-2	0-0	0.0-0
Purdue	-DNP (injured)-		
at Wisconsin	-DNP (injured)-		
at Northwestern	-DNP (injured)-		
Minnesota	-DNP (injured)-		
Bethune-Cookman	0-1-1	0-0	0.0-0
at Ohio St.			
Illinois			
Michigan St.			
at Iowa			

## CAREER TACKLE STATS

YEAR	G/S	UT	AT	TT	TFL-YD	SCK-YD
2014		Redshirt				
2015	9/0	2	0	2	1-6	1.0-6
2016	12/9	9	16	25	3-6	1.5-5
2017	12/12	12	21	33	4-5	0.0-0
2018	4/3	0	4	4	0-0	0.0-0
<b>TOTAL</b>	<b>37/24</b>	<b>23</b>	<b>41</b>	<b>64</b>	<b>8-17</b>	<b>2.5-11</b>

## CAREER MISCELLANEOUS STATS

YEAR	FF	FR	PBU	INT	QBH	BLK
2014	Redshirt					
2015	0	1	0	0	0	0
2016	0	0	0	0	1	0
2017	0	0	1	0	1	0
2018	0	0	0	0	0	0
<b>TOTAL</b>	<b>0</b>	<b>1</b>	<b>1</b>	<b>0</b>	<b>2</b>	<b>0</b>

## CAREER HIGHS

<b>Tackles</b>	7 vs. Northwestern (2017)
<b>TFLs</b>	2 twice
<b>Sacks</b>	1.0 twice
<b>Breakups</b>	1 vs. Northwestern (2017)



# 57 JACOB WEINMASTER

6-0 | 225 | JR. | ILB  
LOVELAND, COLO.

## CAREER HONORS

- Scout Team Special Teams MVP (2015)
- Academic All-Big Ten (2017)
- 6-Time Nebraska Scholar-Athlete Honor Roll
- 3-Time Brook Berringer Citizenship Team
- 3-Time Tom Osborne Citizenship Team

## CAREER NOTES

- Originally a walk-on, was placed on scholarship by Scott Frost in August of 2018

## 2018 SEASON HIGHLIGHTS

- Ranks 2nd on the team with four tackles on kickoff coverage and is 3rd with four special teams tackles overall
- Has set a career high with nine tackles, exceeding his career total entering the year
- Made a special teams tackle in each of the season's first three games
- Added the first two tackles of his career on defense at No. 16 Wisconsin
- Totaled a career-high three tackles - all from his linebacker spot - against Bethune-Cookman

## 2018 GAME-BY-GAME

OPPONENT	UT-AT-TT	TFL-YD	SACK-YD
Colorado	1-0-1	0-0	0.0-0
Troy	0-1-1	0-0	0.0-0
at Michigan	0-1-1	0-0	0.0-0
Purdue	0-0-0	0-0	0.0-0
at Wisconsin	0-2-2	0-0	0.0-0
at Northwestern	0-0-0	0-0	0.0-0
Minnesota	0-1-1	0-0	0.0-0
Bethune-Cookman	0-3-3	0-0	0.0-0
at Ohio St.			
Illinois			
Michigan St.			
at Iowa			

## CAREER TACKLE STATS

YEAR	G/S	UT	AT	TT	TFL-YD	SCK-YD
2015		Redshirt				
2016	0/0	0	0	0	0-0	0.0-0
2017	12/0	2	0	2	0-0	0.0-0
2018	8/0	1	8	9	0-0	0.0-0
<b>TOTAL</b>	<b>20</b>	<b>3</b>	<b>8</b>	<b>11</b>	<b>0-0</b>	<b>0.0-0</b>

## CAREER MISCELLANEOUS STATS

YEAR	FF	FR	PBU	INT	QBH	BLK
2015	Redshirt					
2016	0	0	0	0	0	0
2017	0	0	0	0	0	0
2018	0	0	0	0	0	0
<b>TOTAL</b>	<b>0</b>	<b>0</b>	<b>0</b>	<b>0</b>	<b>0</b>	<b>0</b>

## CAREER HIGHS

<b>Tackles</b>	3 vs. Bethune-Cookman (2018)
<b>TFLs</b>	none
<b>Sacks</b>	none
<b>Interceptions</b>	none



## 56 BOE WILSON

6-3 | 305 | SO. | OL  
LEE'S SUMMIT, MO.

### CAREER HONORS

- Academic All-Big Ten (2017)
- 2-Time Nebraska Scholar-Athlete Honor Roll

### 2018 SEASON HIGHLIGHTS

- Has played in all eight games this season with five straight starts at right guard
- NU has averaged 541.8 yards of total offense in his five starts
- Has helped pave the way for four different Huskers to post eight total 100-yard rushing games
- Earned his first career start against Purdue, when Nebraska totaled 582 yards
- Helped NU total 659 yards of offense vs. Minnesota, the Huskers' most yards since 2014

### CAREER STATS

- **Games:** 20 (12 in 2017; 8 in 2018)
- **Starts:** 5 (5 in 2018)



## 62 COLE CONRAD

6-5 | 320 | SR. | OL  
FREMONT, NEB.

### CAREER HONORS

- Academic All-Big Ten (2016)
- 3-Time Nebraska Scholar-Athlete Honor Roll

### CAREER NOTES

- Originally a walk-on, was placed on scholarship in January of 2017

### 2018 SEASON HIGHLIGHTS

- Started the first four games at center
- Has helped Nebraska post the No. 2 most improved rushing attack in the country, averaging 113.1 more rushing yards this season than in 2017
- Helped NU rush for 329 yards vs. Colorado, the Huskers' highest total since 2014 at the time
- Helped the Huskers total 582 yards vs. Purdue

### CAREER STATS

- **Games:** 31 (13 in 2016; 12 in 2017; 6 in 2018)
- **Starts:** 16 (5 in 2016; 7 in 2017; 4 in 2018)



## 63 TANNER FARMER

6-4 | 325 | SR. | OL  
HIGHLAND, ILL.

### CAREER HONORS

- Nebraska Scholar-Athlete Honor Roll (Fall 2016)
- Sam Foltz Hero 27 Leadership Award (2017)
- 3-Time Brook Berringer Citizenship Team
- 3-Time Tom Osborne Citizenship Team

### CAREER NOTES

- Is playing the 2018 season as a graduate

### 2018 SEASON HIGHLIGHTS

- Started the first three games at right guard and has started the last four games at center
- NU has averaged 531.8 yards of total offense in his three starts at center
- Has helped NU post its two highest rushing totals since 2014 (329 vs. Colorado; 383 vs. Minnesota)
- Helped NU total 659 yards of offense vs. Minnesota, the Huskers' most yards since 2014

### CAREER STATS

- **Games:** 27 (11 in 2016; 8 in 2017; 8 in 2018)
- **Starts:** 26 (11 in 2016; 8 in 2017; 7 in 2018)



## 67 JERALD FOSTER

6-3 | 335 | SR. | OL  
LINCOLN, NEB.

### CAREER HONORS

- Team Captain (2017 & 2018)
- Senior CLASS Award Candidate (2018)
- Honorable-Mention All-Big Ten (2017)
- 2-Time Academic All-Big Ten
- Arthur Ashe Jr. Sports Scholar Award (2018)
- 8-Time Nebraska Scholar-Athlete Honor Roll
- Sam Foltz Hero 27 Leadership Award (2017)
- 3-Time Brook Berringer Citizenship Team
- 3-Time Tom Osborne Citizenship Team

### CAREER NOTES

- Has started 20 consecutive games at left guard
- Is just the 11th two-time captain in NU history
- Is playing the 2018 season as a graduate

### PERSONAL NOTES


- His brother, Tre, was a four-year letterwinner at tight end for Nebraska from 2013-16

### 2018 SEASON HIGHLIGHTS

- 1 of 30 national candidates for the 2018 Senior CLASS Award
- Helped NU total 659 yards of offense vs. Minnesota, the Huskers' most yards since 2014

### CAREER STATS

- **Games:** 37 (13, 2015; 4, 2016; 12, 2017; 8, 2018)
- **Starts:** 24 (4 in 2016; 12 in 2017; 8 in 2018)



## 71 MATT FARNIOK

6-6 | 330 | SO. | OL  
SIOUX FALLS, S.D.

### CAREER HONORS

- Academic All-Big Ten (2017)
- 4-Time Nebraska Scholar-Athlete Honor Roll
- Brook Berringer Citizenship Team (2018)
- Tom Osborne Citizenship Team (2018)

### PERSONAL NOTES

- His brother, Will, is a true freshman offensive lineman for the Huskers

### 2018 SEASON HIGHLIGHTS

- Has started all eight games at right tackle
- Has helped pave the way for four different Huskers to post eight 100-yard rushing games
- Has helped NU post its two highest rushing totals since 2014 (329 vs. Colorado; 383 vs. Minnesota)
- Helped NU total 659 yards of offense vs. Minnesota, the Huskers' most yards since 2014

### CAREER STATS

- **Games:** 15 (7 in 2017; 8 in 2018)
- **Starts:** 12 (4 in 2017; 8 in 2018)



## 76 BRENDEN JAIMES

6-6 | 300 | SO. | OL  
AUSTIN, TEXAS

### CAREER HONORS

- Honorable-Mention BTN All-Freshman Team (2017)

### NEBRASKA RECORDS

- Starts by a True Freshman Offensive Lineman (9 in 2017)

### CAREER NOTES

- Has started 17 consecutive games
- Became the 11th Husker offensive lineman to play as a true freshman in 2017
- Became the 5th Husker offensive lineman to start a game as a true freshman in 2017
- Started nine games on the offensive line as a true freshman in 2017, nearly matching the total of the four previous Husker true freshmen offensive line starters combined (11)

### 2018 SEASON HIGHLIGHTS

- Has made eight straight starts at left tackle
- Protected Adrian Martinez for the top six passing games by a Husker true freshman
- Has helped Martinez tie the NU career record with three games with 400 yards of total offense
- Helped NU total 659 yards of offense vs. Minnesota, the Huskers' most yards since 2014

### CAREER STATS

- **Games:** 17 (9 in 2017; 8 in 2018)
- **Starts:** 17 (9 in 2017; 8 in 2018)





# 81 KADE WARNER

6-1 | 210 | RFR. | WR

SCOTTSDALE, ARIZ.

## CAREER HONORS

- 2-Time Nebraska Scholar-Athlete Honor Roll

## CAREER NOTES

- Walk-on is the son on of Kurt Warner, a 2017 Pro Football Hall of Fame inductee and the 1999 NFL MVP

## 2018 SEASON HIGHLIGHTS

- Has started five straight games, recording at least one catch in four of those starts
- Made his Husker debut by earning a start against Purdue
- Recorded his first career catch against the Boilermakers, hauling in two passes for 16 yards, including a career-long 10-yard reception
- Started again the next week at No. 16 Wisconsin and had a six-yard reception
- Earned his third straight start and caught two passes for 11 yards at Northwestern
- Had a three-yard catch against Minnesota, his fourth straight game with a reception

## 2018 GAME-BY-GAME

OPPONENT	REC.	YDS	TD	LONG
Colorado		-DNP-		
Troy		-DNP-		
at Michigan		-DNP-		
Purdue	2	16	0	10
at Wisconsin	1	6	0	6
at Northwestern	2	11	0	6
Minnesota	1	3	0	3
Bethune-Cookman	0	0	0	0
at Ohio St.				
Illinois				
Michigan St.				
at Iowa				

## CAREER RECEIVING STATS

YEAR	G/S	REC.	YDS	Y/R	Y/G	TD
2017						
2018	5/5	6	36	6.0	7.2	0
<b>TOTAL</b>	<b>5/5</b>	<b>6</b>	<b>36</b>	<b>6.0</b>	<b>7.2</b>	<b>0</b>

## CAREER HIGHS

<b>Receptions</b>	2 twice
<b>Receiving Yards</b>	16 vs. Purdue (2018)
<b>Receiving Touchdowns</b>	none
<b>Long Reception</b>	10 vs. Purdue (2018)



# 82 KURT RAFDAL

6-7 | 250 | RFR. | TE

CARMEL, IND.

## CAREER HONORS

- Brook Berringer Citizenship Team (2018)
- Tom Osborne Citizenship Team (2018)

## 2018 SEASON HIGHLIGHTS

- Has posted his first four career receptions
- Made his debut against Colorado and hauled in a 14-yard pass in the second quarter
- Added a 26-yard reception vs. Troy
- Had his first catch in a Big Ten game vs. Purdue
- Posted the second-longest reception of his career at No. 16 Wisconsin (18 yards)

## 2018 GAME-BY-GAME

OPPONENT	REC.	YDS	TD	LONG
Colorado	1	14	0	14
Troy	1	26	0	26
at Michigan	0	0	0	0
Purdue	1	9	0	9
at Wisconsin	1	18	0	18
at Northwestern	0	0	0	0
Minnesota	0	0	0	0
Bethune-Cookman	0	0	0	0
at Ohio St.				
Illinois				
Michigan St.				
at Iowa				

## CAREER RECEIVING STATS

YEAR	G/S	REC.	YDS	Y/R	Y/G	TD
2017						
2018	8/0	4	67	16.8	8.4	0
<b>TOTAL</b>	<b>8/0</b>	<b>4</b>	<b>67</b>	<b>16.8</b>	<b>8.4</b>	<b>0</b>

## CAREER HIGHS

<b>Receptions</b>	1 four times
<b>Receiving Yards</b>	26 vs. Troy (2018)
<b>Receiving Touchdowns</b>	none
<b>Long Reception</b>	26 vs. Troy (2018)



# 83 BRYAN REIMERS

6-5 | 220 | SR. | WR

LINCOLN, NEB.

## CAREER HONORS

- 5-Time Nebraska Scholar-Athlete Honor Roll
- 2-Time Brook Berringer Citizenship Team
- 2-Time Tom Osborne Citizenship Team

## CAREER NOTES

- Originally a walk-on, was placed on scholarship in January of 2017

## 2018 SEASON HIGHLIGHTS

- Earned his fourth career start against Troy
- Made his first reception of the season with a five-yard grab at No. 16 Wisconsin
- Added a seven-yard catch the next week at Northwestern to mark the first time in his career he had a reception in back-to-back games
- Posted a season-long nine-yard reception against Bethune-Cookman

## 2018 GAME-BY-GAME

OPPONENT	REC.	YDS	TD	LONG
Colorado	0	0	0	0
Troy	0	0	0	0
at Michigan		-DNP-		
Purdue		-DNP-		
at Wisconsin	1	5	0	5
at Northwestern	1	7	0	7
Minnesota	0	0	0	0
Bethune-Cookman	1	9	0	9
at Ohio St.				
Illinois				
Michigan St.				
at Iowa				

## CAREER RECEIVING STATS

YEAR	G/S	REC.	YDS	Y/R	Y/G	TD
2014						
2015	0/0	0	0	0.0	0.0	0
2016	12/1	5	75	15.0	6.3	1
2017	10/2	2	25	12.5	2.5	1
2018	6/1	3	21	7.0	3.5	0
<b>TOTAL</b>	<b>28/4</b>	<b>10</b>	<b>121</b>	<b>12.1</b>	<b>4.3</b>	<b>2</b>

## CAREER HIGHS

<b>Receptions</b>	2 vs. Tennessee (2016)
<b>Receiving Yards</b>	26 vs. Tennessee (2016)
<b>Receiving Touchdowns</b>	1 twice
<b>Long Reception</b>	24 vs. Tennessee (2016)



## 84 JORDAN OBER

6-1 | 225 | SR. | LS  
LAS VEGAS, NEV.

### CAREER HONORS

- Rubio Long Snapping 3rd-Team All-American (2017)
- Nebraska Scholar-Athlete Honor Roll (Fall 2016)

### 2018 SEASON HIGHLIGHTS

- Has been the snapper for NU's field goal and PAT units every game of his career
- Also served as Nebraska's punt team snapper for the first 40 games of his career and the first two games this season

### CAREER STATS

- **Games:** 46 (13, 2015; 13, 2016; 12, 2017; 8, 2018)
- **Tackles:** 1 (vs. Iowa in 2017)



## 92 CHASE URBACH

6-3 | 210 | JR. | LS  
GROSSE POINTE, MICH.

### CAREER HONORS

- 2-Time Nebraska Scholar-Athlete Honor Roll
- 3-Time Brook Berringer Citizenship Team
- 3-Time Tom Osborne Citizenship Team

### 2018 SEASON HIGHLIGHTS

- Has been the snapper on Nebraska's punt team the past six games
- Made his career debut in his home state as NU's punt snapper at Michigan
- Recorded his first two career tackles vs. the Wolverines

### CAREER STATS

- **Games:** 6 (6 in 2018)
- **Tackles:** 2 (both at Michigan in 2018)



## 86 JACK STOLL

6-4 | 260 | SO. | TE  
LONE TREE, COLO.

### CAREER HONORS

- Mackey Award Watch List (2018)
- Academic All-Big Ten (2017)
- 3-Time Nebraska Scholar-Athlete Honor Roll
- 2-Time Brook Berringer Citizenship Team
- 2-Time Tom Osborne Citizenship Team

### 2018 SEASON HIGHLIGHTS

- Has posted career highs with 11 receptions and 153 receiving yards
- Leads all Husker tight ends in receptions and receiving yards
- Caught a pass in each of the first two games, extending his streak to six consecutive games with a reception before it was snapped at Michigan
- Set career highs with four receptions and 51 receiving yards vs. Purdue, including a career-long 33-yard reception
- Hauled in his first touchdown grab of the season and third of his career with a 12-yard TD at No. 16 Wisconsin
- Had three catches for 40 yards at Northwestern
- Had a career-long 37-yard reception vs. Bethune-Cookman

### 2018 GAME-BY-GAME

OPPONENT	REC.	YDS	TD	LONG
Colorado	1	4	0	4
Troy	1	9	0	9
at Michigan	0	0	0	0
Purdue	4	51	0	33
at Wisconsin	1	12	1	12
at Northwestern	3	40	0	19
Minnesota	0	0	0	0
Bethune-Cookman	1	37	0	37
at Ohio St.				
Illinois				
Michigan St.				
at Iowa				

### CAREER RECEIVING STATS

YEAR	G/S	REC.	YDS	Y/R	Y/G	TD
2016						Redshirt
2017	12/1	8	89	11.1	7.4	2
2018	8/8	11	153	13.9	19.1	1
<b>TOTAL</b>	<b>20/9</b>	<b>19</b>	<b>242</b>	<b>12.7</b>	<b>12.1</b>	<b>3</b>

KICKOFF RETURNS: 2 ret., 16 yds, 0 TD

### CAREER HIGHS

<b>Receptions</b>	4 vs. Purdue (2018)
<b>Receiving Yards</b>	51 vs. Purdue (2018)
<b>Receiving Touchdowns</b>	1 three times
<b>Long Reception</b>	37 vs. Bethune-Cookman (2018)



## 88 JARON WOODYARD

5-9 | 190 | JR. | WR  
GAITHERSBURG, MD.

### CAREER NOTES

- Came to Nebraska from Arizona Western Community College
- Caught 47 passes for 783 yards and 11 touchdowns at Arizona Western

### 2018 SEASON HIGHLIGHTS

- Made his Husker debut at No. 19 Michigan
- Caught the first pass of his career with a 10-yard reception vs. Purdue
- Also had two kickoff returns for 34 yards against the Boilermakers

### 2018 GAME-BY-GAME

OPPONENT	REC.	YDS	TD	LONG
Colorado		-DNP-		
Troy		-DNP-		
at Michigan	0	0	0	0
Purdue	1	10	0	10
at Wisconsin	0	0	0	0
at Northwestern	0	0	0	0
Minnesota	0	0	0	0
Bethune-Cookman	0	0	0	0
at Ohio St.				
Illinois				
Michigan St.				
at Iowa				

### CAREER RECEIVING STATS

YEAR	G/S	REC.	YDS	Y/R	Y/G	TD
2018	6/0	1	10	10.0	1.7	0

KICKOFF RETURNS: 2 ret., 34 yds, 0 TD

### CAREER HIGHS

<b>Receptions</b>	1 vs. Purdue (2018)
<b>Receiving Yards</b>	10 vs. Purdue (2018)
<b>Receiving Touchdowns</b>	none
<b>Long Reception</b>	10 vs. Purdue (2018)
<b>Long Kickoff Return</b>	19 vs. Purdue (2018)



**91 FREEDOM  
AKINMOLADUN**  
6-4 | 295 | SR. | DL  
GRANDVIEW, MO.

### CAREER HONORS

- Allstate AFCA Good Works Team (2018)
- 2-Time Academic All-Big Ten
- BTN All-Freshman Team (2015)
- 2-Time Nebraska Scholar-Athlete Honor Roll
- 2-Time Nebraska HERO Leadership Award
- 3-Time Brook Berringer Citizenship Team
- 3-Time Tom Osborne Citizenship Team

### CAREER NOTES

- 37 career starts rank 2nd among active Big Ten defensive linemen (Iowa's Parker Hesse, 41)
- Has started 33 consecutive games
- Is playing the 2018 season as a graduate

### PERSONAL NOTES

- His cousin, Oladapo, was a Big Ten champion and All-America hurdler on the Nebraska track and field team from 2013-16

### 2018 SEASON HIGHLIGHTS

- Was one of only 11 FBS players named to the 2018 Allstate AFCA Good Works Team and was the first Husker to earn the honor since 2013
- Had two TFLs and 1.5 sacks in the season opener vs. Colorado, matching his entire 2017 TFL total and exceeding his 2017 sack total (1.0)
- Added another sack against Troy, giving him sacks in back-to-back games for the first time since the third and fourth games of his career against Miami and Southern Miss in 2015
- Led the defensive line with a season-high five tackles while making his 30th consecutive start at No. 16 Wisconsin
- Added two tackles the next week at Northwestern
- Had four tackles vs. Minnesota, giving him 11 tackles in his last three Big Ten games

### 2018 GAME-BY-GAME

OPPONENT	UT-AT-TT	TFL-YD	SACK-YD
Colorado	2-2-4	2-3	1.5-3
Troy	1-1-2	1-7	1.0-7
at Michigan	0-1-1	0-0	0.0-0
Purdue	0-1-1	0-0	0.0-0
at Wisconsin	0-5-5	0-0	0.0-0
at Northwestern	1-1-2	0-0	0.0-0
Minnesota	1-3-4	0-0	0.0-0
Bethune-Cookman	1-0-1	0-0	0.0-0
at Ohio St.			
Illinois			
Michigan St.			
at Iowa			

### CAREER TACKLE STATS

YEAR	G/S	UT	AT	TT	TFL-YD	SCK-YD
2014		Redshirt				
2015	11/4	11	10	21	7-45	4.5-36
2016	13/13	15	17	32	5-30	4.0-28
2017	12/12	15	9	24	2-7	1.0-3
2018	8/8	6	14	20	3-10	2.5-10
<b>TOTAL</b>	<b>44/37</b>	<b>47</b>	<b>50</b>	<b>97</b>	<b>17-92</b>	<b>12.0-77</b>

### CAREER MISCELLANEOUS STATS

YEAR	FF	FR	PBU	INT	QBH	BLK
2014		Redshirt				
2015	0	0	0	0	4	0
2016	1	0	0	0	10	0
2017	0	0	2	0	2	0
2018	0	0	0	0	3	0
<b>TOTAL</b>	<b>1</b>	<b>0</b>	<b>2</b>	<b>0</b>	<b>19</b>	<b>0</b>

### CAREER HIGHS

<b>Tackles</b>	6 at Miami (2015)
<b>TFLs</b>	2 four times
<b>Sacks</b>	2.0 twice
<b>Breakups</b>	1 twice



**93 DAMION  
DANIELS**  
6-3 | 340 | RFR. | DL  
DALLAS, TEXAS

### CAREER HONORS

- Nebraska Scholar-Athlete Honor Roll (Fall 2017)
- Brook Berringer Citizenship Team (2018)
- Tom Osborne Citizenship Team (2018)

### 2018 SEASON HIGHLIGHTS

- Has appeared in all eight games on the defensive line and posted the first eight tackles of his career
- Recorded a tackle in each of his first two career games after redshirting last season
- Had a solo tackle vs. Minnesota for his first career Big Ten tackle
- Saw extensive playing time vs. Bethune-Cookman and posted a career-high four tackles - matching his career total entering the game
- Added his first career TFL against the Wildcats

### 2018 GAME-BY-GAME

OPPONENT	UT-AT-TT	TFL-YD	SACK-YD
Colorado	0-1-1	0-0	0.0-0
Troy	1-1-2	0-0	0.0-0
at Michigan	0-0-0	0-0	0.0-0
Purdue	0-0-0	0-0	0.0-0
at Wisconsin	0-0-0	0-0	0.0-0
at Northwestern	0-0-0	0-0	0.0-0
Minnesota	1-0-1	0-0	0.0-0
Bethune-Cookman	1-3-4	1-1	0.0-0
at Ohio St.			
Illinois			
Michigan St.			
at Iowa			

### CAREER TACKLE STATS

YEAR	G/S	UT	AT	TT	TFL-YD	SCK-YD
2017		Redshirt				
2018	8/0	3	5	8	1-1	0.0-0
<b>TOTAL</b>	<b>8/0</b>	<b>3</b>	<b>5</b>	<b>8</b>	<b>1-1</b>	<b>0.0-0</b>

### CAREER MISCELLANEOUS STATS

YEAR	FF	FR	PBU	INT	QBH	BLK
2017		Redshirt				
2018	0	0	0	0	0	0
<b>TOTAL</b>	<b>0</b>	<b>0</b>	<b>0</b>	<b>0</b>	<b>0</b>	<b>0</b>

### CAREER HIGHS

<b>Tackles</b>	4 vs. Bethune-Cookman (2018)
<b>TFLs</b>	1 vs. Bethune-Cookman (2018)
<b>Sacks</b>	none
<b>Breakups</b>	none



# 94 KHALIL DAVIS

6-2 | 310 | JR. | DL  
BLUE SPRINGS, MO.

## CAREER HONORS

- Nebraska Scholar-Athlete Honor Roll (Spring 2018)
- 3-Time Brook Berringer Citizenship Team
- 3-Time Tom Osborne Citizenship Team

## PERSONAL NOTES

- Twin brother Carlos - born five minutes before Khalil - is also a Husker defensive lineman

## 2018 SEASON HIGHLIGHTS

- Leads all NU defensive linemen with 31 tackles, exceeding his career total entering the year
- Enjoyed a career game vs. Colorado, recording six tackles, doubling his previous career high
- Also set a career high and matched his career total with 2.0 sacks against Colorado and matched his career high with a pair of TFLs
- Paced the defensive line with three tackles at Michigan and forced a fumble
- Totaled a career-high seven tackles vs. Purdue
- Had a career-high five solo tackles at Northwestern
- Had three tackles and a TFL vs. Bethune-Cookman

## 2018 GAME-BY-GAME

OPPONENT	UT-AT-TT	TFL-YD	SACK-YD
Colorado	4-2-6	2-16	2.0-16
Troy	1-1-2	0-0	0.0-0
at Michigan	2-1-3	0-0	0.0-0
Purdue	3-4-7	1-7	0.0-0
at Wisconsin	2-2-4	0-0	0.0-0
at Northwestern	5-0-5	0-0	0.0-0
Minnesota	0-1-1	0-0	0.0-0
Bethune-Cookman	0-3-3	1-1	0.0-0
at Ohio St.			
Illinois			
Michigan St.			
at Iowa			

## CAREER TACKLE STATS

YEAR	G/S	UT	AT	TT	TFL-YD	SCK-YD
2015		Redshirt				
2016	12/0	4	1	5	2-4	0.0-0
2017	12/0	6	9	15	4-17	2.0-11
2018	8/0	17	14	31	4-24	2.0-16
<b>TOTAL</b>	<b>32/0</b>	<b>27</b>	<b>24</b>	<b>51</b>	<b>10-45</b>	<b>4.0-27</b>

## CAREER MISCELLANEOUS STATS

YEAR	FF	FR	PBU	INT	QBH	BLK
2015	Redshirt					
2016	0	0	0	0	0	0
2017	1	0	1	0	2	0
2018	1	1	0	0	2	0
<b>TOTAL</b>	<b>2</b>	<b>1</b>	<b>1</b>	<b>0</b>	<b>4</b>	<b>0</b>

## CAREER HIGHS

<b>Tackles</b>	7 vs. Purdue (2018)
<b>TFLs</b>	2 three times
<b>Sacks</b>	2.0 vs. Colorado (2018)
<b>Breakups</b>	1 vs. No. Illinois (2017)



# 95 BEN STILLE

6-5 | 290 | SO. | DL  
ASHLAND, NEB.

## CAREER HONORS

- BTN All-Freshman Team (2017)
- Big Ten Freshman of the Week (Illinois, 2017)
- Academic All-Big Ten (2017)
- 2-Time Nebraska Scholar-Athlete Honor Roll
- 2-Time Brook Berringer Citizenship Team
- 2-Time Tom Osborne Citizenship Team

## CAREER NOTES

- 1st Husker freshman to lead NU in TFLs (10 in 2017) since the stat began being tracked in 1968
- 1st Husker freshman to lead NU in sacks (3.5 in 2017) since the stat became official in 1981

## 2018 SEASON HIGHLIGHTS

- 2nd on the team with a career-high 5.0 sacks
- Had a nine-yard sack and three tackles in the season opener against Colorado
- Tied his career high with four tackles vs. Purdue and added his second sack of the season
- Registered a three-yard sack at Northwestern
- Had another sack the next week vs. Minnesota
- Had a 9-yard sack vs. Bethune-Cookman his hird straight game with a sack (career-long streak)

## 2018 GAME-BY-GAME

OPPONENT	UT-AT-TT	TFL-YD	SACK-YD
Colorado	1-2-3	1-9	1.0-9
Troy	1-0-1	0-0	0.0-0
at Michigan	0-0-0	0-0	0.0-0
Purdue	2-2-4	1-2	1.0-2
at Wisconsin	0-2-2	0-0	0.0-0
at Northwestern	1-1-2	1-3	1.0-3
Minnesota	1-1-2	1-5	1.0-5
Bethune-Cookman	2-1-3	1-9	1.0-9
at Ohio St.			
Illinois			
Michigan St.			
at Iowa			

## CAREER TACKLE STATS

YEAR	G/S	UT	AT	TT	TFL-YD	SCK-YD
2016		Redshirt				
2017	9/1	12	12	24	10-38	3.5-27
2018	8/8	8	9	17	5-28	5.0-28
<b>TOTAL</b>	<b>17/9</b>	<b>20</b>	<b>21</b>	<b>41</b>	<b>15-66</b>	<b>8.5-55</b>

## CAREER MISCELLANEOUS STATS

YEAR	FF	FR	PBU	INT	QBH	BLK
2016	Redshirt					
2017	1	0	1	0	1	0
2018	0	0	2	0	2	0
<b>TOTAL</b>	<b>1</b>	<b>0</b>	<b>3</b>	<b>0</b>	<b>3</b>	<b>0</b>

## CAREER HIGHS

<b>Tackles</b>	4 four times
<b>TFLs</b>	3 at Illinois (2017)
<b>Sacks</b>	1.0 eight times
<b>Breakups</b>	2 vs. Bethune-Cookman (2018)



# 96 CARLOS DAVIS

6-2 | 325 | JR. | DL  
BLUE SPRINGS, MO.

## CAREER HONORS

- Honorable-Mention BTN All-Freshman Team (2016)
- Nebraska Most Improved Player (2016)
- 2-Time Nebraska Scholar-Athlete Honor Roll
- 3-Time Brook Berringer Citizenship Team
- 3-Time Tom Osborne Citizenship Team

## CAREER NOTES

- Earned honorable-mention All-America honors with a 23rd-place finish in the discus at the 2018 NCAA Outdoor Championships

## PERSONAL NOTES

- Twin brother Khalil - born five minutes after Carlos - is also a Husker defensive lineman

## 2018 SEASON HIGHLIGHTS

- Has started five straight games at nose guard
- Finished with one tackle for loss against Colorado, helping NU total 12 TFLs as a team
- Notched his first sack of the season vs. Troy
- Earned his 1st career start at nose guard vs. Purdue and recorded his third TFL
- Had a season-high four tackles at No. 16 Wisconsin

## 2018 GAME-BY-GAME

OPPONENT	UT-AT-TT	TFL-YD	SACK-YD
Colorado	0-1-1	1-2	0.0-0
Troy	2-0-2	1-8	1.0-8
at Michigan	1-1-2	0-0	0.0-0
Purdue	1-2-3	1-3	0.0-0
at Wisconsin	2-2-4	0-0	0.0-0
at Northwestern	0-0-0	0-0	0.0-0
Minnesota	0-1-1	0-0	0.0-0
Bethune-Cookman	1-0-1	0-0	0.0-0
at Ohio St.			
Illinois			
Michigan St.			
at Iowa			

## CAREER TACKLE STATS

YEAR	G/S	UT	AT	TT	TFL-YD	SCK-YD
2015		Redshirt				
2016	13/4	11	13	24	5-25	2.0-24
2017	12/12	17	25	42	4-19	2.5-18
2018	8/5	7	7	14	3-13	1.0-8
<b>TOTAL</b>	<b>33/21</b>	<b>35</b>	<b>45</b>	<b>80</b>	<b>12-57</b>	<b>5.5-50</b>

## CAREER MISCELLANEOUS STATS

YEAR	FF	FR	PBU	INT	QBH	BLK
2015	Redshirt					
2016	0	0	0	0	3	0
2017	0	0	0	0	6	0
2018	0	0	2	0	1	0
<b>TOTAL</b>	<b>0</b>	<b>0</b>	<b>2</b>	<b>0</b>	<b>10</b>	<b>0</b>

## CAREER HIGHS

<b>Tackles</b>	6 twice
<b>TFLs</b>	2 at Illinois (2017)
<b>Sacks</b>	1.0 five times
<b>Breakups</b>	2 vs. Purdue (2018)





# 97 DEONTRE THOMAS

6-3 | 290 | SO. | DL

MUSTANG, OKLA.

## CAREER HONORS

- Nebraska Scholar-Athlete Honor Roll (Spring 2018)

## 2018 SEASON HIGHLIGHTS

- Has recorded a tackle in each of his last three games played
- Had a season-high two tackles vs. Purdue and recorded the first tackle for loss of his career
- Has missed the last four games due to injury

## 2018 GAME-BY-GAME

OPPONENT	UT-AT-TT	TFL-YD	SACK-YD
Colorado	0-0-0	0-0	0.0-0
Troy	1-0-1	0-0	0.0-0
at Michigan	1-0-1	0-0	0.0-0
Purdue	2-0-2	1-1	0.0-0
at Wisconsin	-DNP (injured)-		
at Northwestern	-DNP (injured)-		
Minnesota	-DNP (injured)-		
Bethune-Cookman	-DNP (injured)-		
at Ohio St.			
Illinois			
Michigan St.			
at Iowa			

## CAREER TACKLE STATS

YEAR	G/S	UT	AT	TT	TFL-YD	SCK-YD
2017	10/0	4	10	14	0-0	0.0-0
2018	4/0	4	0	4	1-1	0.0-0
<b>TOTAL</b>	<b>14/0</b>	<b>8</b>	<b>10</b>	<b>18</b>	<b>1-1</b>	<b>0.0-0</b>

## CAREER MISCELLANEOUS STATS

YEAR	FF	FR	PBU	INT	QBH	BLK
2017	0	0	0	0	0	0
2018	0	0	0	0	0	0
<b>TOTAL</b>	<b>0</b>	<b>0</b>	<b>0</b>	<b>0</b>	<b>0</b>	<b>0</b>

## CAREER HIGHS

<b>Tackles</b>	3 three times
<b>TFLs</b>	1 vs. Purdue (2018)
<b>Sacks</b>	none
<b>Breakups</b>	none



# 98 ISAAC ARMSTRONG

5-11 | 205 | JR. | P/H

KEARNEY, NEB.

## CAREER HONORS

- Brook Berringer Citizenship Team (2017)
- Tom Osborne Citizenship Team (2017)

## 2018 BIG TEN RANKINGS (TOP 5)

- Punting Average: 2nd (48.7)

## 2018 SEASON HIGHLIGHTS

- Has been the starting holder in all eight games
- Has also started three games at punter and only one of his 13 punts have been returned
- Saw his first career action at punter at Wisconsin, punting twice for a 53.5-yard average, including a 59-yarder
- Earned his first career start at punter at Northwestern and put two of his five punts inside the Wildcats' 10-yard line
- Made his second start at punter against Minnesota and averaged 41.7 yards per punt
- Had a pair of 50-yard punts while averaging 57.3 yards per punt vs. Bethune-Cookman, just shy of the NU record (57.6)
- Unleashed a career-long 73-yard punt vs. the Wildcats, the seventh-longest punt in school history and the longest since 2009

## 2018 GAME-BY-GAME

OPPONENT	NO.	AVG	I20	LONG
Colorado	0	0	0	0
Troy	0	0	0	0
at Michigan	0	0	0	0
Purdue	0	0	0	0
at Wisconsin	2	53.5	1	59
at Northwestern	5	45.8	2	57
Minnesota	3	41.7	0	46
Bethune-Cookman	3	57.3	2	73
at Ohio St.				
Illinois				
Michigan St.				
at Iowa				

## CAREER STATS

YEAR	NO.	AVG	LG	TB	I20	50+	BLK
2016							
2017	0	0	0	0	0	0	0
2018	13	48.7	73	2	5	4	0
<b>TOTAL</b>	<b>13</b>	<b>48.7</b>	<b>73</b>	<b>2</b>	<b>5</b>	<b>4</b>	<b>0</b>

## CAREER HIGHS

<b>Punts</b>	5 at Northwestern (2018)
<b>Average</b>	57.3 vs. Bethune-Cookman (2018)
<b>Inside 20</b>	2 twice
<b>50-Yard Punts</b>	2 twice
<b>Long Punt</b>	73 vs. Bethune-Cookman (2018)



# 99 PEYTON NEWELL

6-3 | 300 | SR. | DL

HIAWATHA, KAN.

## CAREER HONORS

- 3-Time Nebraska Scholar-Athlete Honor Roll
- 3-Time Brook Berringer Citizenship Team
- 3-Time Tom Osborne Citizenship Team

## 2018 SEASON HIGHLIGHTS

- Has added depth on the defensive line every game, posting a career-high four tackles, exceeding his career total entering 2018
- Matched his career high and career total with two tackles at No. 19 Michigan
- Set a new career high with his third tackle of the season at No. 16 Wisconsin
- Intercepted his first career pass vs. Bethune-Cookman, the first interception by a Husker defensive lineman since 2013

## 2018 GAME-BY-GAME

OPPONENT	UT-AT-TT	TFL-YD	SACK-YD
Colorado	0-0-0	0-0	0.0-0
Troy	0-0-0	0-0	0.0-0
at Michigan	1-1-2	0-0	0.0-0
Purdue	0-0-0	0-0	0.0-0
at Wisconsin	0-1-1	0-0	0.0-0
at Northwestern	0-0-0	0-0	0.0-0
Minnesota	0-0-0	0-0	0.0-0
Bethune-Cookman	0-1-1	0-0	0.0-0
at Ohio St.			
Illinois			
Michigan St.			
at Iowa			

## CAREER TACKLE STATS

YEAR	G/S	UT	AT	TT	TFL-YD	SCK-YD
2014						
2015	0/0	0	0	0	0-0	0.0-0
2016	4/0	0	0	0	0-0	0.0-0
2017	3/0	0	2	2	0-0	0.0-0
2018	8/0	1	3	4	0-0	0.0-0
<b>TOTAL</b>	<b>15/0</b>	<b>1</b>	<b>5</b>	<b>6</b>	<b>0-0</b>	<b>0.0-0</b>

## CAREER MISCELLANEOUS STATS

YEAR	FF	FR	PBU	INT	QBH	BLK
2014						
2015						
2016	0	0	0	0	0	0
2017	0	0	0	0	0	0
2018	0	0	0	1	0	0
<b>TOTAL</b>	<b>0</b>	<b>0</b>	<b>0</b>	<b>1</b>	<b>0</b>	<b>0</b>

## CAREER HIGHS

<b>Tackles</b>	2 twice
<b>TFLs</b>	none
<b>Sacks</b>	none
<b>Breakups</b>	none
<b>Interceptions</b>	1 vs. Bethune-Cookman (2018)

# 2018 NEBRASKA SCHEDULE AND RESULTS

DATE	OPPONENT	RESULT	SCORE	RECORD	CONFERENCE	TIME	ATTEND.
Sept. 1	Akron	canceled					
Sept. 8	Colorado	L	28-33	0-1	0-0	3:41	89,853
Sept. 15	Troy	L	19-24	0-2	0-0	3:16	89,360
Sept. 22	at No. 19 Michigan *	L	10-56	0-3	0-1	3:30	111,037
Sept. 29	Purdue *	L	28-42	0-4	0-2	3:42	88,911
Oct. 6	at No. 16 Wisconsin *	L	24-41	0-5	0-3	3:35	80,051
Oct. 13	at Northwestern *	L	31-34 (OT)	0-6	0-4	3:32	47,330
Oct. 20	Minnesota *	W	53-28	1-6	1-4	3:31	89,272
Oct. 27	Bethune-Cookman	W	45-9	2-6	1-4	2:57	88,735

\*Big Ten conference game

SCORE BY QUARTERS	1ST	2ND	3RD	4TH	OT	TOTAL
Nebraska	63	54	59	62	0	238
Opponents	53	85	63	63	3	267

## TEAM STATISTICS

TEAM STATISTICS	NU	OPP
SCORING	238	267
Points Per Game	29.8	33.4
Points Off Turnovers	30	47
FIRST DOWNS	191	181
Rushing	96	65
Passing	82	94
Penalty	13	22
RUSHING YARDAGE	1765	1328
Yards gained rushing	2008	1528
Yards lost rushing	243	200
Rushing Attempts	318	298
Average Per Rush	5.6	4.5
Average Per Game	220.6	166.0
TDs Rushing	17	19
PASSING YARDAGE	2005	2176
Comp-Att-Int	169-262-9	177-299-7
Average Per Pass	7.7	7.3
Average Per Catch	11.9	12.3
Average Per Game	250.6	272.0
TDs Passing	13	11
TOTAL OFFENSE	3770	3504
Total Plays	580	597
Average Per Play	6.5	5.9
Average Per Game	471.2	438.0
KICK RETURNS: #-Yards	22-380	19-464
PUNT RETURNS: #-Yards	9-100	12-187
INT RETURNS: #-Yards	7-14	9-62
KICK RETURN AVERAGE	17.3	24.4
PUNT RETURN AVERAGE	11.1	15.6
INT RETURN AVERAGE	2.0	6.9
FUMBLES-LOST	18-7	7-3
PENALTIES-Yards	72-654	56-462
Average Per Game	81.8	57.8
PUNTS-Yards	37-1631	41-1780
Average Per Punt	44.1	43.4
Net punt average	37.4	38.5
KICKOFFS-Yards	47-2973	50-2865
Average Per Kick	63.3	57.3
Net kick average	39.6	39.2
TIME OF POSSESSION/Game	27:21	32:39
3RD-DOWN Conversions	40/101	50/121
3rd-Down Pct	40%	41%
4TH-DOWN Conversions	1/10	7/12
4th-Down Pct	10%	58%
SACKS BY-Yards	20-139	20-145
MISC YARDS	0	0
TOUCHDOWNS SCORED	31	33
FIELD GOALS-ATTEMPTS	7-11	12-15
ON-SIDE KICKS	0-0	0-1
RED-ZONE SCORES	(25-28) 89%	(31-37) 84%
RED-ZONE TOUCHDOWNS	(18-28) 64%	(21-37) 57%
PAT-ATTEMPTS	(27-28) 96%	(27-28) 96%
ATTENDANCE	446131	238418
Games/Avg Per Game	5/89226	3/79473
Neutral Site Games		0/0

## INDIVIDUAL OFFENSIVE STATISTICS

RUSHING	G/GS	ATT	GAIN	LOSS	NET	AVG	TD	LONG	AVG/G
Devine Ozigbo	8/5	96	722	12	710	7.4	8	59	88.8
Adrian Martinez	7/7	83	536	128	408	4.9	4	53	58.3
Maurice Washington	7/0	59	364	20	344	5.8	3	29	49.1
Greg Bell	4/3	35	183	10	173	4.9	0	45	43.2
Wyatt Mazour	8/0	10	78	5	73	7.3	1	18	9.1
Andrew Bunch	4/1	15	56	29	27	1.8	0	23	6.8
JD Spielman	8/8	6	18	0	18	3.0	0	5	2.2
Noah Vedral	1/0	7	35	22	13	1.9	1	20	13.0
Tyjon Lindsey	4/0	2	9	0	9	4.5	0	9	2.2
Miles Jones	1/0	1	5	0	5	5.0	0	5	5.0
Mikale Wilbon	4/0	1	2	0	2	2.0	0	2	0.5
TEAM	8/0	3	0	17	-17	-5.7	0	0	-2.1
<b>Total</b>	<b>8</b>	<b>318</b>	<b>2008</b>	<b>243</b>	<b>1765</b>	<b>5.6</b>	<b>17</b>	<b>59</b>	<b>220.6</b>
<b>Opponents</b>	<b>8</b>	<b>298</b>	<b>1528</b>	<b>200</b>	<b>1328</b>	<b>4.5</b>	<b>19</b>	<b>88</b>	<b>166.0</b>

PASSING	G/GS	EFFIC	COMP-ATT-INT	PCT	YDS	TD	LNG	AVG/G
Adrian Martinez	7/7	146.05	136-205-6	66.3	1656	11	75	236.6
Andrew Bunch	4/1	128.68	31-47-2	66.0	320	2	33	80.0
Noah Vedral	1/0	27.07	2-9-1	22.2	29	0	21	29.0
Maurice Washington	7/0	0.00	0-1-0	0.0	0	0	0	0.0
<b>Total</b>	<b>8</b>	<b>138.29</b>	<b>169-262-9</b>	<b>64.5</b>	<b>2005</b>	<b>13</b>	<b>75</b>	<b>250.6</b>
<b>Opponents</b>	<b>8</b>	<b>127.79</b>	<b>177-299-7</b>	<b>59.2</b>	<b>2176</b>	<b>11</b>	<b>69</b>	<b>272.0</b>

RECEIVING	G/GS	NO.	YDS	AVG	TD	LONG	AVG/G
JD Spielman	8/8	53	686	12.9	7	75	85.8
Stanley Morgan Jr.	8/8	44	638	14.5	5	67	79.8
Maurice Washington	7/0	14	92	6.6	0	24	13.1
Devine Ozigbo	8/5	13	115	8.8	0	18	14.4
Jack Stoll	8/8	11	153	13.9	1	37	19.1
Mike Williams	8/2	8	99	12.4	0	24	12.4
Kade Warner	5/5	6	36	6.0	0	10	7.2
Kurt Rafdal	8/0	4	67	16.8	0	26	8.4
Greg Bell	4/3	4	14	3.5	0	6	3.5
Tyjon Lindsey	4/0	3	22	7.3	0	14	5.5
Bryan Reimers	6/1	3	21	7.0	0	9	3.5
Miles Jones	1/0	1	21	21.0	0	21	21.0
Wyatt Mazour	8/0	1	21	21.0	0	21	2.6
Austin Allen	8/0	1	13	13.0	0	13	1.6
Jaron Woodyard	6/0	1	10	10.0	0	10	1.7
Katerian Legrone	1/0	1	8	8.0	0	8	8.0
Adrian Martinez	7/0	1	-11	-11.0	0	0	-1.6
<b>Total</b>	<b>8</b>	<b>169</b>	<b>2005</b>	<b>11.9</b>	<b>13</b>	<b>75</b>	<b>250.6</b>
<b>Opponents</b>	<b>8</b>	<b>177</b>	<b>2176</b>	<b>12.3</b>	<b>11</b>	<b>69</b>	<b>272.0</b>

PUNT RETURNS	NO.	YDS	AVG	TD	LONG
Tyjon Lindsey	5	1	0.2	0	3
JD Spielman	4	99	24.8	1	77
<b>Total</b>	<b>9</b>	<b>100</b>	<b>11.1</b>	<b>1</b>	<b>77</b>
<b>Opponents</b>	<b>12</b>	<b>187</b>	<b>15.6</b>	<b>2</b>	<b>60</b>

# 2018 INDIVIDUAL STATISTICS

INTERCEPTIONS	NO.	YDS	AVG	TD	LONG
Deontai Williams	2	0	0.0	0	0
Peyton Newell	1	0	0.0	0	0
Tre Neal	1	14	14.0	0	14
Antonio Reed	1	0	0.0	0	0
Dedrick Young II	1	0	0.0	0	0
Lamar Jackson	1	0	0.0	0	0
<b>Total</b>	<b>7</b>	<b>14</b>	<b>2.0</b>	<b>0</b>	<b>14</b>
<b>Opponents</b>	<b>9</b>	<b>62</b>	<b>6.9</b>	<b>0</b>	<b>22</b>

KICK RETURNS	NO.	YDS	AVG	TD	LONG
JD Spielman	8	169	21.1	0	31
Maurice Washington	7	122	17.4	0	27
Jack Stoll	2	16	8.0	0	10
Jaron Woodyard	2	34	17.0	0	19
Wyatt Mazour	2	36	18.0	0	21
Mikale Wilbon	1	3	3.0	0	3
<b>Total</b>	<b>22</b>	<b>380</b>	<b>17.3</b>	<b>0</b>	<b>31</b>
<b>Opponents</b>	<b>19</b>	<b>464</b>	<b>24.4</b>	<b>0</b>	<b>87</b>

FUMBLE RETURNS	NO.	YDS	AVG	TD	LONG
Deontai Williams	1	5	5.0	0	5
<b>Total</b>	<b>1</b>	<b>5</b>	<b>5.0</b>	<b>0</b>	<b>5</b>
<b>Opponents</b>	<b>1</b>	<b>10</b>	<b>10.0</b>	<b>1</b>	<b>10</b>

FIELD GOALS	FGM-FGA	PCT	1-19	20-29	30-39	40-49	50-59	LG	BLK
Barret Pickering	7-11	63.6	0-0	2-2	5-6	0-2	0-1	35	0
<b>Total</b>	<b>7-11</b>	<b>63.6</b>	<b>0-0</b>	<b>2-2</b>	<b>5-6</b>	<b>0-2</b>	<b>0-1</b>	<b>35</b>	<b>0</b>
<b>Opponents</b>	<b>12-15</b>	<b>80.0</b>	<b>0-0</b>	<b>3-3</b>	<b>7-8</b>	<b>1-3</b>	<b>1-1</b>	<b>50</b>	<b>0</b>

FG SEQUENCE	NEBRASKA	OPPONENTS
Colorado	43	(40),(35),37,43
Troy	33,(23),(32)	(37)
Michigan	(35)	(50),(38)
Purdue	54	(31),(25)
Wisconsin	(31)	(30),(28)
Northwestern	45,(34)	42,(31),(37)
Minnesota	(32)	-
Bethune-Cookman	(29)	(28)

Numbers in (parenthesis) indicate field goal was made

PUNTING	NO.	YDS	AVG	LONG	TB	FC	I20	50+	BLK
Caleb Lightbourn	24	998	41.6	52	1	3	3	3	0
Isaac Armstrong	13	633	48.7	73	2	3	5	4	0
<b>Total</b>	<b>37</b>	<b>1631</b>	<b>44.1</b>	<b>73</b>	<b>3</b>	<b>6</b>	<b>8</b>	<b>7</b>	<b>0</b>
<b>Opponents</b>	<b>41</b>	<b>1780</b>	<b>43.4</b>	<b>79</b>	<b>5</b>	<b>12</b>	<b>18</b>	<b>8</b>	<b>0</b>

KICKOFFS	NO.	YDS	AVG	TB	OB	RET.	NET	YDLN
Caleb Lightbourn	47	2973	63.3	26	1			
<b>Total</b>	<b>47</b>	<b>2973</b>	<b>63.3</b>	<b>26</b>	<b>1</b>	<b>464</b>	<b>39.6</b>	<b>25</b>
<b>Opponents</b>	<b>50</b>	<b>2865</b>	<b>57.3</b>	<b>21</b>	<b>1</b>	<b>380</b>	<b>39.2</b>	<b>25</b>

SCORING	TD	FGs	PATs				DXP	Saf	Pts
			Kick	Rush	Rcv	Pass			
Devine Ozigbo	8	0-0	0-0	0-0	0	0-0	0	0	48
Barret Pickering	0	7-11	27-28	0-0	0	0-0	0	0	48
JD Spielman	8	0-0	0-0	0-0	0	0-0	0	0	48
Stanley Morgan Jr.	5	0-0	0-0	0-0	1	0-0	0	0	32
Adrian Martinez	4	0-0	0-0	1-1	0	1-1	0	0	26
Maurice Washington	3	0-0	0-0	0-0	0	0-0	0	0	18
Jack Stoll	1	0-0	0-0	0-0	0	0-0	0	0	6
Noah Vedral	1	0-0	0-0	0-0	0	0-0	0	0	6
Wyatt Mazour	1	0-0	0-0	0-0	0	0-0	0	0	6
Andrew Bunch	0	0-0	0-0	0-0	0	0-1	0	0	0
<b>Total</b>	<b>31</b>	<b>7-11</b>	<b>27-28</b>	<b>1-1</b>	<b>1</b>	<b>1-2</b>	<b>0</b>	<b>0</b>	<b>238</b>
<b>Opponents</b>	<b>33</b>	<b>12-15</b>	<b>27-28</b>	<b>1-2</b>	<b>1</b>	<b>1-2</b>	<b>0</b>	<b>1</b>	<b>267</b>

TOTAL OFFENSE	G	PLAYS	RUSH	PASS	TOTAL	AVG/G
Adrian Martinez	7	288	408	1656	2064	294.9
Devine Ozigbo	8	96	710	0	710	88.8
Andrew Bunch	4	62	27	320	347	86.8
Maurice Washington	7	60	344	0	344	49.1
Greg Bell	4	35	173	0	173	43.2
Wyatt Mazour	8	10	73	0	73	9.1
Noah Vedral	1	16	13	29	42	42.0
JD Spielman	8	6	18	0	18	2.2
Tyson Lindsey	4	2	9	0	9	2.2
Miles Jones	1	1	5	0	5	5.0
Mikale Wilbon	4	1	2	0	2	0.5
TEAM	8	3	-17	0	-17	-2.1
<b>Total</b>	<b>8</b>	<b>580</b>	<b>1765</b>	<b>2005</b>	<b>3770</b>	<b>471.2</b>
<b>Opponents</b>	<b>8</b>	<b>597</b>	<b>1328</b>	<b>2176</b>	<b>3504</b>	<b>438.0</b>

ALL PURPOSE	G	RUSH REC	PR	KOR	IR	TOT	AVG/G	
JD Spielman	8	18	686	99	169	0	972	121.5
Devine Ozigbo	8	710	115	0	0	0	825	103.1
Stanley Morgan Jr.	8	0	638	0	0	0	638	79.8
Maurice Washington	7	344	92	0	122	0	558	79.7
Adrian Martinez	7	408	-11	0	0	0	397	56.7
Greg Bell	4	173	14	0	0	0	187	46.8
Jack Stoll	8	0	153	0	16	0	169	21.1
Wyatt Mazour	8	73	21	0	36	0	130	16.2
Mike Williams	8	0	99	0	0	0	99	12.4
Kurt Rafdal	8	0	67	0	0	0	67	8.4
Jaron Woodyard	6	0	10	0	34	0	44	7.3
Kade Warner	5	0	36	0	0	0	36	7.2
Tyson Lindsey	4	9	22	1	0	0	32	8.0
Andrew Bunch	4	27	0	0	0	0	27	6.8
Miles Jones	1	5	21	0	0	0	26	26.0
Bryan Reimers	6	0	21	0	0	0	21	3.5
Tre Neal	8	0	0	0	0	14	14	1.8
Austin Allen	8	0	13	0	0	0	13	1.6
Noah Vedral	1	13	0	0	0	0	13	13.0
Katerian Legrone	1	0	8	0	0	0	8	8.0
Mikale Wilbon	4	2	0	0	3	0	5	1.2
TEAM	8	-17	0	0	0	0	-17	-2.1
<b>Total</b>	<b>8</b>	<b>1765</b>	<b>2005</b>	<b>100</b>	<b>380</b>	<b>14</b>	<b>4264</b>	<b>533.0</b>
<b>Opponents</b>	<b>8</b>	<b>1328</b>	<b>2176</b>	<b>187</b>	<b>464</b>	<b>62</b>	<b>4217</b>	<b>527.1</b>

## DEFENSIVE STATISTICS

NAME	GP-GS	-----TACKLES-----			TFL-YDS	-SACKS-  NO-YARDS	---PASS DEF---		QBH	---FUMBLES---		BLKD	
		SOLO	AST	TOTAL			INT-YDS	BRUP		RCV-YDS	FF	KICK	SAF
7 Mohamed Barry	8-8	36	39	75	10-38	2.0-15	.	1	3	.	.	.	
24 Aaron Williams	8-7	31	18	49	.	.	.	4	1	.	.	.	
5 Dedrick Young II	8-8	26	21	47	3-3	.	1-0	4	.	.	.	.	
12 Luke Gifford	8-8	24	22	46	11-60	5.5-52	.	1	5	.	.	.	
14 Tre Neal	8-8	21	17	38	1-2	.	1-14	2	2	.	.	.	
94 Khalil Davis	8-0	17	14	31	4-24	2.0-16	.	.	2	1-0	1	.	
23 Dicaprio Bootle	8-8	19	9	28	.	.	.	14	.	.	1	.	
25 Antonio Reed	8-2	17	7	24	.	.	1-0	1	.	.	.	.	
43 Tyrin Ferguson	6-3	13	9	22	5-20	1.0-4	.	.	.	.	.	.	
91 Freedom Akinmoladun	8-8	6	14	20	3-10	2.5-10	.	.	3	.	.	.	
95 Ben Stille	8-8	8	9	17	5-28	5.0-28	.	2	3	.	.	.	
21 Lamar Jackson	8-7	12	4	16	.	.	1-0	5	.	.	.	.	
31 Collin Miller	8-0	8	7	15	1-7	.	.	.	.	.	.	.	
3 Will Honas	4-0	6	9	15	1-1	.	.	.	1	.	.	.	
41 Deontai Williams	8-1	9	6	15	.	.	2-0	2	.	1-5	.	.	
96 Carlos Davis	8-5	7	7	14	3-13	1.0-8	.	2	1	.	.	.	
17 Cam Taylor	7-0	8	3	11	.	.	.	2	.	1-0	.	.	
6 Eric Lee Jr.	5-1	5	6	11	.	.	.	.	.	.	.	.	
57 Jacob Weinmaster	8-0	1	8	9	.	.	.	.	.	.	.	.	
93 Damion Daniels	8-0	3	5	8	1-1	.	.	.	.	.	.	.	
19 Marquel Dismuke	5-0	5	2	7	.	.	.	.	.	.	.	.	
4 Caleb Tannor	8-0	3	3	6	.	.	.	.	.	.	.	.	
42 Jeramiah Stovall	5-0	3	2	5	.	.	.	.	.	.	.	.	
97 Deontre Thomas	4-0	4	.	4	1-1	.	.	.	.	.	.	.	
44 Mick Stoltenberg	4-3	.	4	4	.	.	.	.	.	.	.	.	
22 Alex Davis	8-3	1	3	4	.	.	.	.	.	.	.	.	
99 Peyton Newell	8-0	1	3	4	.	.	1-0	.	.	.	.	.	
18 Guy Thomas	4-0	.	4	4	.	.	.	1	.	.	.	.	
9 DaiShon Neal	7-0	1	2	3	.	.	.	.	.	.	.	.	
13 JoJo Domann	4-0	2	.	2	.	.	.	1	.	.	1	.	
92 Chase Urbach	6-0	1	1	2	.	.	.	.	.	.	.	.	
16 Ethan Cox	7-0	1	1	2	.	.	.	.	.	.	.	.	
10 JD Spielman	8-8	1	1	2	.	.	.	.	.	.	.	.	
34 Simon Otte	1-0	.	1	1	.	.	.	.	.	.	.	.	
35 Caleb Lightbourn	8-0	1	.	1	.	.	.	.	.	.	.	.	
2 Adrian Martinez	7-7	1	.	1	.	.	.	.	.	.	.	.	
56 Boe Wilson	8-5	.	1	1	.	.	.	.	.	.	.	.	
88 Jaron Woodyard	6-0	.	1	1	.	.	.	.	.	.	.	.	
15 Braxton Clark	3-0	1	.	1	.	.	.	.	.	.	.	.	
37 Wyatt Mazour	8-0	.	1	1	.	.	.	.	.	.	.	.	
81 Kade Warner	5-5	1	.	1	.	.	.	.	.	.	.	.	
30 Eli Sullivan	3-0	1	.	1	.	.	.	.	.	.	.	.	
75 Fyn Anderson	1-0	.	1	1	.	.	.	.	.	.	.	.	
55 Chris Walker	1-0	.	1	1	.	.	.	.	.	.	.	.	
47 Matt Jarzynka	1-0	1	.	1	1-6	1.0-6	.	.	.	.	.	.	
<b>Total</b>	<b>8-0</b>	<b>306</b>	<b>266</b>	<b>572</b>	<b>50-214</b>	<b>20-139</b>	<b>7-14</b>	<b>42</b>	<b>21</b>	<b>3-5</b>	<b>3</b>	.	
<b>Opponents</b>	<b>8-0</b>	<b>330</b>	<b>244</b>	<b>574</b>	<b>57-223</b>	<b>20-145</b>	<b>9-62</b>	<b>13</b>	<b>18</b>	<b>7-10</b>	<b>12</b>	<b>1</b>	

SPECIAL TEAMS TACKLES	UA-A/TOT	COLO	TROY	MICH	PUR	WIS	NW	MINN	BC	OSU	ILL	MSU	IOWA
Collin Miller	4-3/7	1-0/1	0-1/1	1-1/2	0-1/1	-	-	2-0/2	-				
Jeramiah Stovall	3-2/5					1-1/2	1-0/1	1-1/2	-				
Jacob Weinmaster	2-2/4	1-0/1	0-1/1	1-0/1	-	-	-	0-1/1	-				
Deontai Williams	1-2/3	-	0-1/1	1-0/1	-	-	-	0-1/1	-				
Cam Taylor	3-0/3	-	-	1-0/1	-	1-0/1	-	-	1-0/1				
Chase Urbach	1-1/2	-	-	1-1/2	-	-	-	-	-				
Marquel Dismuke	1-1/2	-	-	-	1-0/1	0-1/1	-	-	-				
Caleb Tannor	1-0/1	1-0/1	-	-	--	-	-	-	-				
JoJo Domann	1-0/1	1-0/1	-	-	-	-	-	-	-				
Alex Davis	0-1/1	-	0-1/1	-	-	-	-	-	-				
Tre Neal	0-1/1	-	-	-	0-1/1	-	-	-	-				
Wyatt Mazour	0-1/1	-	-	-	0-1/1	-	-	-	-				
Jaron Woodyard	0-1/1	-	-	-	0-1/1	-	-	-	-				
Caleb Lightbourn	1-0/1	-	-	-	-	1-0/1	-	-	-				
Ethan Cox	0-1/1	-	-	-	-	-	-	0-1/1	-				
Eric Lee Jr.	1-0/1	-	-	-	-	--	-	1-0/1	-				
Kade Warner	1-0/1	-	-	-	-	-	-	-	1-0/1				



## INDIVIDUAL OFFENSE GAME BY GAME

RUSHING	NO-YDS/TD	COLO	TROY	MICH	PUR	WIS	NW	MINN	BC	OSU	ILL	MSU	IOWA
Devine Ozigbo RB	96-710/8	14-60/1	9-25/0	6-5/0	17-170/2	5-29/0	22-159/2	12-152/2	11-110/1				
Adrian Martinez QB	83-408/4	15-117/2	DNP	7--12/0	18-91/0	13-57/1	13-37/0	15-125/1	2--7/0				
Maurice Washington RB	59-344/3	8-34/0	14-92/0	3-2/0	DNP	5-27/0	9-32/1	14-109/1	6-48/1				
Greg Bell RB	35-173/0	13-104/0	14-64/0	6-3/0	2-2/0	DNP	DNP	DNP	DNP				
Wyatt Mazour RB	10-73/1	-	-	5-18/1	-	-	-	-	5-55/0				
Andrew Bunch QB	15-27/0	1-1/0	10-5/0	3-23/0	DNP	1--2/0	DNP	DNP	DNP				
JD Spielman WR	6-18/0	1-4/0	1-1/0	-	1-3/0	-	2-8/0	1-2/0	-				
Noah Vedral QB	7-13/1	DNP	DNP	DNP	DNP	DNP	DNP	DNP	7-13/1				
Tyson Lindsey WR	2-9/0	2-9/0	-	-	-	DNP	DNP	DNP	DNP				
Miles Jones RB	1-5/0	DNP	DNP	DNP	DNP	DNP	DNP	DNP	1-5/0				
Mikale Wilbon RB	1-2/0	DNP	DNP	DNP	DNP	-	-	-	1-2/0				
TEAM	3--17/0	-	-	-	1--7/0	-	1--5/0	1--5/0	-				

RECEIVING	NO-YDS/TD	COLO	TROY	MICH	PUR	WIS	NW	MINN	BC	OSU	ILL	MSU	IOWA
JD Spielman WR	53-686/7	3-67/1	6-45/1	4-5/0	10-135/2	9-209/1	8-76/1	8-77/1	5-72/0				
Stanley Morgan WR	44-638/5	5-75/0	5-64/1	3-61/0	4-69/0	8-93/0	2-31/0	10-163/2	7-82/2				
Jack Stoll TE	11-153/1	1-4/0	1-9/0	-	4-51/0	1-12/1	3-40/0	-	1-37/0				
Devine Ozigbo RB	13-115/0	2-17/0	1-7/0	1-5/0	2-28/0	-	4-33/0	3-25/0	-				
Mike Williams WR	8-99/0	3-40/0	-	-	-	1-11/0	3-41/0	1-7/0	-				
Maurice Washington RB	14-92/0	2-16/0	3-14/0	1--4/0	DNP	4-53/0	2-12/0	2-1/0	-				
Kurt Rafdal TE	4-67/0	1-14/0	1-26/0	-	1-9/0	1-18/0	-	-	-				
Kade Warner WR	6-36/0	DNP	DNP	DNP	2-16/0	1-6/0	2-11/0	1-3/0	-				
Tyson Lindsey WR	3-22/0	-	1-6/0	2-16/0	-	DNP	DNP	DNP	DNP				
Wyatt Mazour RB	1-21/0	-	-	1-21/0	-	-	-	-	-				
Miles Jones RB	1-21/0	DNP	DNP	DNP	DNP	DNP	DNP	DNP	1-21/0				
Bryan Reimers WR	3-21/0	-	-	DNP	DNP	1-5/0	1-7/0	-	1-9/0				
Greg Bell RB	4-14/0	2-3/0	1-6/0	-	1-5/0	DNP	DNP	DNP	DNP				
Austin Allen TE	1-13/0	-	-	-	-	-	-	-	1-13/0				
Jaron Woodyard WR	1-10/0	DNP	DNP	-	1-10/0	-	-	-	-				
Katerian Legrone TE	1-8/0	DNP	DNP	DNP	DNP	DNP	DNP	DNP	1-8/0				
Adrian Martinez QB	1--11/0	-	DNP	1--11/0	-	-	-	-	-				

### PASSING

ADRIAN MARTINEZ	ATT	COMP	INT	PCT	YARDS	TD	LONG	SACK	YDS	EFFIC
Colorado	20	15	1	75.0	187	1	57	2	12	160.0
Troy	DNP-Injury									
Michigan	15	7	1	46.7	22	0	32	4	39	45.7
Purdue	42	25	1	59.5	323	2	33	2	11	135.1
Wisconsin	42	24	0	57.1	384	2	75	2	12	149.7
Northwestern	35	25	2	71.4	251	1	42	1	7	129.7
Minnesota	29	25	0	86.2	276	3	67	2	12	200.3
Bethune-Cookman	22	15	1	68.2	213	2	40	2	7	170.4
<b>TOTALS</b>	<b>205</b>	<b>136</b>	<b>6</b>	<b>66.3</b>	<b>1656</b>	<b>11</b>	<b>75</b>	<b>15</b>	<b>100</b>	<b>146.1</b>

ANDREW BUNCH	ATT	COMP	INT	PCT	YARDS	TD	LONG	SACK	YDS	EFFIC
Colorado	9	4	0	44.4	49	0	25	0	0	90.2
Troy	27	19	2	70.4	177	2	33	3	23	135.1
Michigan	9	6	0	66.7	71	0	27	0	0	132.9
Purdue	DNP									
Wisconsin	2	2	0	100.0	23	0	18	0	0	196.6
Northwestern	DNP									
Minnesota	DNP									
Bethune-Cookman	DNP									
<b>TOTALS</b>	<b>47</b>	<b>31</b>	<b>2</b>	<b>66.0</b>	<b>320</b>	<b>2</b>	<b>33</b>	<b>3</b>	<b>23</b>	<b>128.7</b>

NOAH VEDRAL	ATT	COMP	INT	PCT	YARDS	TD	LONG	SACK	YDS	EFFIC
Bethune-Cookman	9	2	1	22.2	29	0	21	2	22	27.1
<b>TOTALS</b>	<b>9</b>	<b>2</b>	<b>1</b>	<b>22.2</b>	<b>29</b>	<b>0</b>	<b>21</b>	<b>2</b>	<b>22</b>	<b>27.1</b>

PUNT RETURNS	NO-YDS	COLO	TROY	MICH	PUR	WIS	NW	MINN	BC	OSU	ILL	MSU	IOWA
JD Spielman	4-99	-	-	-	1-0	1-3	1-19	-	1-77				
Tyson Lindsey	5-1	3--2	-	2-3	-	DNP	DNP	DNP	DNP				

KICK RETURNS	NO-YDS	COLO	TROY	MICH	PUR	WIS	NW	MINN	BC	OSU	ILL	MSU	IOWA
JD Spielman	8-169	2-35	3-70	2-40	1-24	-	-	-	-				
Maurice Washington	7-122	-	-	1-16	DNP	2-35	2-39	2-32	-				
Wyatt Mazour	2-36	-	-	-	1-21	-	1-15	-	-				
Jaron Woodyard	2-34	DNP	DNP	-	2-34	-	-	-	-				
Jack Stoll	2-16	1-10	-	-	1-6	-	-	-	-				
Mikale Wilbon	1-3	DNP	DNP	DNP	DNP	-	1-3	-	-				

## INDIVIDUAL DEFENSE GAME BY GAME

PLAYER	UA-A	TOTAL	COLO	TROY	MICH	PUR	WIS	NW	MINN	BC	OSU	ILL	MSU	IOWA
Mohamed Barry LB	36-39	75	4-8	2-1	7-4	5-6	1-7	5-3	5-6	7-4				
Aaron Williams DB	31-18	49	4-4	3-2	4-0	2-6	3-3	10-2	5-1	-				
Dedrick Young LB	26-21	47	4-5	2-1	5-1	3-4	3-4	3-1	4-3	2-2				
Luke Gifford LB	24-22	46	3-8	3-0	1-1	1-3	3-4	6-1	5-4	2-1				
Tre Neal DB	21-17	38	2-3	3-4	2-0	2-1	3-3	3-1	5-5	1-0				
Khalil Davis DL	17-14	31	4-2	1-1	2-1	3-4	2-2	5-0	0-1	0-3				
Dicaprio Bootle DB	19-9	28	1-2	0-1	3-1	5-2	4-1	4-0	1-0	1-2				
Antonio Reed DB	17-7	24	1-3	4-1	2-2	1-0	1-1	6-0	-	2-0				
Tyrin Ferguson LB	13-9	22	5-5	2-2	3-0	DNP	DNP	-	2-1	1-1				
Freedom Akinmoladun DL	6-14	20	2-2	1-1	0-1	0-1	0-5	1-1	1-3	1-0				
Ben Stille DL	8-9	17	1-2	1-0	-	2-2	0-2	1-1	1-1	2-1				
Lamar Jackson DB	12-4	16	0-1	0-2	3-0	2-0	2-1	2-0	1-0	2-0				
Collin Miller LB	8-7	15	1-0	0-1	0-3	0-1	-	1-0	4-1	2-1				
Will Honas LB	6-9	15	0-2	3-5	2-1	1-1	DNP	DNP	DNP	DNP				
Deontai Williams DB	9-6	15	-	0-1	2-0	2-1	4-1	1-0	0-1	0-2				
Carlos Davis DL	7-7	14	0-1	2-0	1-1	1-2	2-2	-	0-1	1-0				
Eric Lee Jr. DB	5-6	11	DNP	DNP	DNP	2-3	2-3	-	1-0	-				
Cam Taylor DB	8-3	11	1-0	-	1-0	DNP	1-1	1-0	3-0	1-2				
Jacob Weinmaster LB	1-8	9	1-0	0-1	0-1	-	0-2	-	0-1	0-3				
Damion Daniels DL	3-5	8	0-1	1-1	-	-	-	-	1-0	1-3				
Marquel Dismuke DB	5-2	7	DNP	-	1-1	1-0	0-1	3-0	DNP	DNP				
Caleb Tannor LB	3-3	6	1-0	-	1-0	1-0	0-1	-	0-1	0-1				
Jeremiah Stovall DB	3-2	5	DNP	DNP	DNP	-	1-1	1-0	1-1	-				
Deontre Thomas DL	4-0	4	-	1-0	1-0	2-0	DNP	DNP	DNP	DNP				
Mick Stoltenberg DL	0-4	4	0-1	-	0-2	DNP	DNP	DNP	DNP	0-1				
Guy Thomas LB	0-4	4	-	-	0-1	DNP	DNP	DNP	DNP	0-3				
Alex Davis LB	1-3	4	-	0-1	-	-	1-2	-	-	-				
Peyton Newell DL	1-3	4	-	-	1-1	-	0-1	-	-	0-1				
DaiShon Neal DL	1-2	3	-	-	1-1	0-1	-	-	-	DNP				
Chase Urbach	1-1	2	DNP	DNP	1-1	-	-	-	-	-				
Ethan Cox DB	1-1	2	-	-	-	DNP	-	-	0-1	1-0				
JoJo Domann DB	2-0	2	1-0	DNP	DNP	DNP	DNP	-	-	1-0				
JD Spielman	1-1	2	-	1-0	-	-	-	-	-	0-1				
Adrian Martinez	1-0	1	1-0	DNP	-	-	-	-	-	-				
Braxton Clark DB	1-0	1	DNP	DNP	-	DNP	DNP	DNP	-	1-0				
Eli Sullivan DB	1-0	1	-	-	DNP	DNP	DNP	DNP	DNP	1-0				
Jaron Woodyard	0-1	1	DNP	DNP	-	0-1	-	-	-	-				
Kade Warner	1-0	1	DNP	DNP	DNP	DNP	-	-	-	1-0				
Caleb Lightbourn	1-0	1	-	-	-	-	1-0	-	-	-				
Wyatt Mazour	0-1	1	-	-	-	0-1	-	-	-	-				
Boe Wilson	0-1	1	-	-	-	-	-	-	-	0-1				
Simon Otte LB	0-1	1	DNP	DNP	DNP	DNP	DNP	DNP	DNP	0-1				
Matt Jarzynka DL	1-0	1	DNP	DNP	DNP	DNP	DNP	DNP	DNP	1-0				
Fyn Anderson DL	0-1	1	DNP	DNP	DNP	DNP	DNP	DNP	DNP	0-1				
Chris Walker DL	0-1	1	DNP	DNP	DNP	DNP	DNP	DNP	DNP	0-1				

## INDIVIDUAL DEFENSE GAME BY GAME

TACKLES FOR LOSS	UA-A	TOTAL	COLO	TROY	MICH	PUR	WIS	NW	MINN	BC	OSU	ILL	MSU	IOWA
Luke Gifford LB	8-3	11	3-13	2-6	-	-	1-6	4-14	-	1-21				
Mohamed Barry LB	9-1	10	1-6	-	3-12	1-6	-	1-2	1-1	3-11				
Ben Stille DL	5-0	5	1-9	-	-	1-2	-	1-3	1-5	1-9				
Tyrin Ferguson LB	5-0	5	2-7	1-2	2-11	DNP	DNP	-	-	-				
Khalil Davis DL	3-1	4	2-16	-	-	1-7	-	-	-	1-1				
Carlos Davis DL	2-1	3	1-2	1-8	-	1-3	-	-	-	-				
Freedom Akinmoladun DL	2-1	3	2-3	1-7	-	-	-	-	-	-				
Dedrick Young LB	2-1	3	2-3	1-0	-	-	-	-	-	-				
Tre Neal DB	1-0	1	-	1-2	-	-	-	-	-	-				
Collin Miller LB	1-0	1	-	-	-	-	-	1-7	-	-				
Matt Jarzynka DL	1-0	1	DNP	DNP	DNP	DNP	DNP	DNP	DNP	1-6				
Damion Daniels DL	0-1	1	-	-	-	-	-	-	-	1-1				
Will Honas LB	0-1	1	-	1-1	-	-	DNP	DNP	DNP	DNP				
Deontre Thomas DL	1-0	1	-	-	-	1-1	DNP	DNP	DNP	DNP				

SACKS	UA-A	TOTAL	COLO	TROY	MICH	PUR	WIS	NW	MINN	BC	OSU	ILL	MSU	IOWA
Luke Gifford LB	5-1	5.5	1.5-11	1.0-4	-	-	1.0-6	1.0-10	-	1.0-21				
Ben Stille DL	5-0	5.0	1.0-9	-	-	1.0-2	-	1.0-3	1.0-5	1.0-9				
Freedom Akinmoladun DL	2-1	2.5	1.5-3	1.0-7	-	-	-	-	-	-				
Mohamed Barry LB	2-0	2.0	-	-	1.0-9	-	-	-	-	1.0-6				
Khalil Davis DL	2-0	2.0	2.0-16	-	-	-	-	-	-	-				
Carlos Davis DL	1-0	1.0	-	1.0-8	-	-	-	-	-	-				
Matt Jarzynka DL	1-0	1.0	DNP	DNP	DNP	DNP	DNP	DNP	DNP	1.0-6				
Tyrin Ferguson LB	1-0	1.0	1.0-4	-	-	DNP	DNP	-	-	-				

INT RETURNS	NO-YDS	COLO	TROY	MICH	PUR	WIS	NW	MINN	BC	OSU	IOWA	MSU	IOWA
Deontai Williams	2-0	-	-	1-0	-	-	-	-	1-0				
Peyton Newell	1-0	-	-	-	-	-	-	-	1-0				
Lamar Jackson	1-0	-	1-0	-	-	-	-	-	-				
Antonio Reed	1-0	-	-	-	-	-	1-0	-	-				
Tre Neal	1-14	-	-	-	-	-	1-14	-	-				
Dedrick Young	1-0	-	-	-	-	-	-	1-0	-				

FUMBLES RECOVERED	NO	COLO	TROY	MICH	PUR	WIS	NW	MINN	BC	OSU	ILL	MSU	IOWA
Cam Taylor	1	-	1	-	DNP	-	-	-	-				
Khalil Davis	1	-	-	-	-	1	-	-	-				
Deontai Williams	1	-	-	-	-	-	-	-	1				

FORCED FUMBLES	NO	COLO	TROY	MICH	PUR	WIS	NW	MINN	BC	OSU	ILL	MSU	IOWA
Khalil Davis	1	-	-	1	-	-	-	-	-				
JoJo Domann	1	-	DNP	DNP	DNP	DNP	-	-	1				
Dicaprio Bootle	1	-	-	-	-	1	-	-	-				

FUMBLES RETURNS	NO-YDS	COLO	TROY	MICH	PUR	WIS	NW	MINN	BC	OSU	ILL	MSU	IOWA
Deontai Williams	1-5	-	-	-	-	-	-	-	-	1-5			





## TEAM COMPARISON

OPPONENT	SCORE	1ST DNS (RUN/PASS/PEN.)	RUSHING	PASSING	PASS YDS	TOTAL OFFENSE	RET YDS	T/O
COLORADO	28-33	25/26 (13/7; 9/16; 3/3)	54-329/35-44	19-29-1/33-50-0	236/351	83-565/85-395	43/83	3/0
TROY	19-24	22/12 (12/5; 7/4; 3/3)	48-187/34-143	19-27-2/14-21-1	177/110	75-364/55-253	70/88	3/2
Michigan	10-56	12/22 (5/12; 4/9; 3/1)	30-39/45-285	13-24-1/18-31-1	93/206	54-132/76-491	59/111	2/1
PURDUE	28-42	31/27 (14/10; 16/11; 1/6)	39-259/37-188	25-42-1/25-42-0	323/328	81-582/79-516	85/81	1/0
Wisconsin	24-41	26/26 (7/15; 17/9; 2/2)	24-111/48-370	26-44-0/13-24-0	407/163	68-518/72-533	38/105	1/1
Northwestern	31-34	24/30 (15/4; 9/21; 0/5)	47-231/23-32	25-35-2/41-65-2	251/455	82-482/88-487	90/30	3/2
MINNESOTA	53-28	28/22 (18/5; 9/16; 1/1)	43-383/36-125	25-30-0/20-36-1	276/349	73-659/72-474	32/165	1/1
BETH.-COOKMAN	45-9	23/16 (12/7; 11/8; 0/1)	33-226/40-141	17-31-2/13-30-2	242/214	64-468/70-355	82/60	2/3
<b>Totals</b>	<b>238-267</b>	<b>191/181 (96/65; 82/94; 13/22)</b>	<b>318-1765/298-1328</b>	<b>169-262-9/177-299-7</b>	<b>2005/2176</b>	<b>580-3770/597-3504</b>	<b>499/723</b>	<b>16/10</b>

Note: Game totals are displayed in the format TEAM/OPPONENT for each category

OPPONENT	3RD DOWN	4TH DOWN	TIME POSS	MARGIN	YDS/RUSH	YDS/PASS	YDS/PLAY	PUNTING	PENALTIES
COLORADO	5-13/6-18	0-3/2-3	29:45/30:15	-0:30	6.1/1.3	8.1/7.0	6.8/4.6	3-42.7/5-43.4	11-95/8-46
TROY	5-15/4-12	1-1/0-1	32:54/27:06	5:48	3.9/4.2	6.6/5.2	4.9/4.6	5-41.6/5-53.8	10-77/10-95
Michigan	3-13/7-15	0-0/1-2	24:31/35:29	-10:58	1.3/6.3	3.9/6.6	2.4/6.5	9-44.7/3-59.3	10-79/8-77
PURDUE	4-12/7-16	0-3/0-0	23:44/36:16	-12:32	6.6/5.1	7.7/7.8	7.2/6.5	5-40.2/7-41.3	11-136/10-75
Wisconsin	3-10/6-12	0-2/1-1	24:27/35:33	-11:06	4.6/7.7	9.2/6.8	7.6/7.4	4-41.5/3-40.7	10-100/5-50
Northwestern	7-16/8-18	0-1/2-2	30:07/29:53	0:14	4.9/1.4	7.2/7.0	5.9/5.5	5-45.8/5-39.4	9-89/1-5
MINNESOTA	8-12/5-14	0-0/1-3	29:02/30:58	-1:56	8.9/3.5	9.2/9.7	9.0/6.6	3-41.7/6-41.3	6-43/8-80
BETH.-COOKMAN	5-10/7-16	0-0/0-0	24:20/35:40	-11:20	6.8/3.5	7.8/7.1	7.3/5.1	3-57.3/7-37.1	5-35/6-34
<b>Totals</b>	<b>40-101/50-1211-10/7-12</b>	<b>218:50/261:10-42:20</b>	<b>5.6/4.5</b>	<b>7.7/7.3</b>	<b>6.5/5.9</b>	<b>37-44.1/41-43.4</b>	<b>654/462</b>		

Note: Game totals are displayed in the format TEAM/OPPONENT for each category

## NEBRASKA RED ZONE CHART

### NEBRASKA INSIDE OPPONENT RED-ZONE

DATE	OPPONENT	SCORE	TIMES		PTS	TOTAL RUSH PASS			-----FGs-----		----- FAILED TO SCORE INSIDE RZ -----				
			IN RZ	SCORED		TDS	TDS	TDS	MADE	MISS	DOWN	INT	FUMB	HALF	GAME
Sept. 8	Colorado	L, 28-33	3	2	14	2	2	0	0	0	1	0	0	0	0
Sept. 15	Troy	L, 19-24	5	4	19	2	0	2	2	1	0	0	0	0	0
Sept. 22	at Michigan *	L, 10-56	2	2	10	1	1	0	1	0	0	0	0	0	0
Sept. 29	Purdue *	L, 28-42	1	1	7	1	1	0	0	0	0	0	0	0	0
Oct. 6	at Wisconsin *	L, 24-41	3	3	17	2	1	1	1	0	0	0	0	0	0
Oct. 13	at Northwestern*	L, 31-34	5	4	24	3	3	0	1	0	0	0	0	1	0
Oct. 20	Minnesota *	W, 53-28	4	4	24	3	2	1	1	0	0	0	0	0	0
Oct. 27	Bethune-Cookman	W, 45-9	5	5	31	4	3	1	1	0	0	0	0	0	0
<b>Totals</b>			<b>28</b>	<b>25</b>	<b>146</b>	<b>18</b>	<b>13</b>	<b>5</b>	<b>7</b>	<b>1</b>	<b>1</b>	<b>0</b>	<b>0</b>	<b>1</b>	<b>0</b>
			<b>25 of 28 (89.3%)</b>												

### OPPONENT INSIDE NEBRASKA RED-ZONE

DATE	OPPONENT	SCORE	TIMES		PTS	TOTAL RUSH PASS			-----FGs-----		----- FAILED TO SCORE INSIDE RZ -----				
			IN RZ	SCORED		TDS	TDS	TDS	MADE	MISS	DOWN	INT	FUMB	HALF	GAME
Sept. 8	Colorado	L, 28-33	5	4	24	3	1	2	1	1	0	0	0	0	0
Sept. 15	Troy	L, 19-24	2	2	10	1	1	0	1	0	0	0	0	0	0
Sept. 22	at Michigan *	L, 10-56	6	5	30	4	3	1	1	0	0	1	0	0	0
Sept. 29	Purdue *	L, 28-42	6	6	35	4	3	1	2	0	0	0	0	0	0
Oct. 6	at Wisconsin *	L, 24-41	5	5	27	3	2	1	2	0	0	0	0	0	0
Oct. 13	at Northwestern*	L, 31-34	3	3	13	1	0	1	2	0	0	0	0	0	0
Oct. 20	Minnesota *	W, 53-28	6	4	28	4	3	1	0	0	1	1	0	0	0
Oct. 27	Bethune-Cookman	W, 45-9	4	2	9	1	1	0	1	0	1	1	0	0	0
<b>Totals</b>			<b>37</b>	<b>31</b>	<b>176</b>	<b>21</b>	<b>14</b>	<b>7</b>	<b>10</b>	<b>1</b>	<b>2</b>	<b>3</b>	<b>0</b>	<b>0</b>	<b>0</b>
			<b>31 of 37 (83.8%)</b>												

# NEBRASKA & OPPONENT LONG PLAYS & DRIVE INFORMATION

## LONG SEASON PLAYS (20 OR MORE YARDS)

	[-----NEBRASKA-----]				[-----OPPONENT-----]			
	RUSH	PASS	RET	TOT	RUSH	PASS	RET	TOT
Colorado	4	3	1	8	0	4	3	7
Troy	3	2	2	7	2	1	1	4
Michigan	1	3	1	5	4	3	1	8
Purdue	3	6	2	11	1	5	1	7
Wisconsin	1	5	1	7	4	1	2	7
Northwestern	3	3	1	0	0	5	0	5
Minnesota	8	2	1	11	0	6	2	8
Bethune-Cookman	2	4	1	7	1	3	0	4
<b>TOTALS</b>	<b>25</b>	<b>28</b>	<b>10</b>	<b>63</b>	<b>12</b>	<b>28</b>	<b>10</b>	<b>50</b>

## LONG DRIVE SUPERLATIVES

	NEBRASKA	OPPONENT
Most Yards (Result)	97 at Northwestern (TD)	99 at Northwestern (TD)
Most Plays (Result)	15 at Northwestern (TD)	15 at Wis. (FG); at NW (FG)
Most Time (Result)	7:03 vs. Minnesota (FG)	7:52 at Wisconsin (FG)

## NEBRASKA LONG PLAYS (63; 25 RUNS; 28 PASSES; 10 RETURNS)

YDS	OPPONENT	PLAY	RESULT
77	Bethune-Cookman	PR (Spielman)	Touchdown
75	Wisconsin	Pass (Martinez-Spielman)	Touchdown
67	Minnesota	Pass (Martinez-Morgan)	Touchdown
59	Minnesota	Run (Ozigbo)	Touchdown
57	Colorado	Pass (Martinez-Spielman)	Touchdown
53	Minnesota	Run (Martinez)	1st-Goal
45	Colorado	Run (Bell)	1st-10
42	Northwestern	Pass (Martinez-Spielman)	Touchdown
41	Colorado	Run (Martinez)	Touchdown
40	Minnesota	Run (Ozigbo)	Touchdown
40	Bethune-Cookman	Pass (Martinez-Spielman)	1st-10
38	Wisconsin	Pass (Martinez-Spielman)	1st-10
37	Bethune-Cookman	Pass (Martinez-Stoll)	1st-Goal
37	Minnesota	Run (Martinez)	1st-10
37	Northwestern	Run (Ozigbo)	1st-10
35	Minnesota	Pass (Martinez-Morgan)	Touchdown
35	Purdue	Run (Ozigbo)	1st-10
33	Purdue	Pass (Martinez-Stoll)	1st-10
33	Northwestern	Run (Ozigbo)	1st-10
33	Troy	Pass (Bunch-Morgan)	1st-10
32	Michigan	Pass (Martinez-Morgan)	1st-10
31	Troy	KOR (Spielman)	1st-10
30	Wisconsin	Pass (Martinez-Spielman)	1st-10
29	Bethune-Cookman	Run (Ozigbo)	1st-10
29	Troy	Run (Washington)	1st-10
28	Wisconsin	Run (Martinez)	1st-10
27	Bethune-Cookman	Pass (Martinez-Morgan)	Touchdown
27	Michigan	Pass (Bunch-Morgan)	1st-10
27	Northwestern	KOR (Washington)	1st-10
26	Minnesota	Run (Ozigbo)	1st-10
26	Northwestern	Pass (Martinez-Morgan)	1st-10
26	Troy	Pass (Bunch-Rafdal)	1st-10
26	Purdue	Pass (Martinez-Morgan)	1st-10
25	Colorado	Run (Martinez)	1st-10
25	Colorado	Pass (Bunch-Morgan)	1st-10
25	Wisconsin	KOR (Washington)	1st-10
25	Wisconsin	Pass (Martinez-Morgan)	1st-10
24	Wisconsin	Pass (Martinez-Washington)	1st-10
24	Michigan	KOR (Spielman)	1st-10
24	Purdue	KOR (Spielman)	1st-10
24	Northwestern	Pass (Martinez-Williams)	1st-10
23	Purdue	Run (Ozigbo)	Touchdown
23	Purdue	Run (Martinez)	1st-10
23	Michigan	Run (Bunch)	1st-10
23	Michigan	Pass (Bunch-Mazour)	1st-10
23	Troy	KOR (Spielman)	1st-10
22	Minnesota	Run (Martinez)	1st-10
22	Minnesota	Run (Washington)	1st-10
21	Northwestern	Run (Ozigbo)	1st-10
21	Colorado	Pass (Martinez-Morgan)	1st-10
21	Troy	Run (Washington)	1st-10
21	Purdue	Pass (Martinez-Morgan)	1st-10
21	Purdue	Pass (Martinez-Spielman)	1st-10
21	Purdue	Pass (Martinez-Spielman)	Touchdown
21	Purdue	Pass (Martinez-Spielman)	Touchdown
21	Purdue	KOR (Mazour)	1st-10
21	Bethune-Cookman	Pass (Vedral-Jones)	1st-10
20	Troy	Run (Washington)	1st-10
20	Colorado	Run (Bell)	1st-10
20	Colorado	KOR Spielman	1st-10
20	Minnesota	Run (Washington)	1st-Goal
20	Minnesota	KOR (Washington)	1st-10
20	Bethune-Cookman	Run (Vedral)	Touchdown

## OPPONENT LONG PLAYS 50; 12 RUNS; 28 PASSES; 10 RETURNS)

YDS	OPPONENT	PLAY	RESULT
88	Wisconsin	Run (J. Taylor)	Touchdown
87	Minnesota	KOR (Douglas)	1st-10
69	Minnesota	Pass (Morgan-Autman-Bell)	1st-Goal
61	Northwestern	Pass (Thorson-Nagel)	Touchdown
60	Michigan	PR (Peoples-Jones)	TD
58	Troy	PR (Rookard)	Touchdown
57	Troy	Run (S. Smith)	1st-10
56	Michigan	Pass (McCaffrey-Bell)	TD
54	Bethune-Cookman	Pass (Israel-Francois)	1st-Goal
40	Bethune-Cookman	Pass (Israel-Francois)	1st-10
51	Purdue	Pass (Blough-Hopkins)	1st-10
48	Purdue	Pass (Blough-Zico)	1st-10
46	Michigan	Run (Higdon)	1st-10
44	Michigan	Run (Higdon)	TD
42	Purdue	Run (Knox)	Touchdown
40	Colorado	Pass (Montez-Shenault)	Touchdown
40	Purdue	Pass (Blough-Moore)	1st-10
39	Troy	Pass (Barker-Willis)	1st-10
37	Colorado	Pass (Montez-Shenault)	1st-10
34	Wisconsin	KOR (Cruickshank)	1st-10
32	Northwestern	Pass (Thorson-Nagel)	1st-10
31	Minnesota	Pass (Morgan-Green)	1st-Goal
30	Bethune-Cookman	Run (Adams)	1st-10
29	Purdue	KOR (Moore)	1st-10
28	Colorado	Pass (Montez-Shenault)	1st-10
28	Wisconsin	KOR (Cruickshank)	1st-10
28	Minnesota	Pass (Annexstad-Johnson)	1st-10
27	Northwestern	Pass (Thorson-Skowronek)	1st-10
27	Northwestern	Pass (Thorson-Skowronek)	1st-10
27	Colorado	KOR (Blackmon)	1st-10
26	Troy	Run (B. Smith)	Touchdown
26	Michigan	Run (Wilson)	1st-10
26	Wisconsin	Pass (Hornibrook-A. Taylor)	1st-10
26	Bethune-Cookman	Pass (Israel-Robinson)	1st-10
26	Minnesota	Pass (Morgan-Johnson)	1st-10
25	Michigan	Run (Higdon)	1st-10
25	Purdue	Pass (Blough-Hopkins)	1st-10
24	Colorado	KOR (Nixon)	1st-10
24	Wisconsin	Run (Groshek)	1st-10
24	Minnesota	Pass (Annexstad-Johnson)	1st-10
23	Minnesota	KOR (Douglas)	1st-10
23	Michigan	Pass (Patterson-Collins)	1st-10
22	Colorado	IR (Landman)	1st-10
22	Purdue	Pass (Blough-Horvath)	1st-10
21	Michigan	Pass (Patterson-Gentry)	1st-10
21	Wisconsin	Run (J. Taylor)	Touchdown
21	Northwestern	Pass (Thorson-Nagel)	Touchdown
20	Colorado	Pass (Montez-Winfree)	1st-10
20	Wisconsin	Run (Deal)	Touchdown
20	Minnesota	Pass (Morgan-Johnson)	1st-10

## GAME-OPENING DRIVES

OPPONENT	[-----NEBRASKA-----]			[-----OPPONENT-----]		
	PTS.	1ST DWN	YDS	PTS.	1ST DWN	YDS
Colorado	0	3	62	7	4	86
Troy	0	1	7	0	0	8
Michigan	0	1	33	7	2	64
Purdue	7	5	75	7	3	71
Wisconsin	0	1	9	3	4	63
Northwestern	7	2	75	0	1	19
Minnesota	7	3	75	0	3	24
Bethune-Cookman	7	4	65	0	0	9

## SECOND-HALF OPENING DRIVES

OPPONENT	[-----NEBRASKA-----]			[-----OPPONENT-----]		
	PTS.	1ST DWN	YDS	PTS.	1ST DWN	YDS
Colorado	0	0	0	3	4	55
Troy	0	2	24	0	2	38
Michigan	0	0	3	0	2	18
Purdue	0	1	12	0	1	28
Wisconsin	7	1	75	7	4	71
Northwestern	7	6	97	0	2	39
Minnesota	0	1	8	0	1	75
Bethune-Cookman	0	0	4	0	3	36

# NEBRASKA & OPPONENT SCORING DRIVES, MISCELLANEOUS STATS

## SCORING DRIVES

GAME	SCORING DRIVES	[----TIME-----]		[---PLAYS---		5 OR LESS	1 OR 0
		TOT	AVG.	TOT	AVG.		
Colorado	3	11:11	3:43	29	9.67	0	0
Troy	4	11:16	2:49	31	7.75	2	0
Michigan	2	6:44	3:22	15	7.50	0	0
Purdue	4	8:21	2:05	26	6.50	1	0
Wisconsin	4	9:46	2:26	27	6.75	1	0
Northwestern	5	14:51	2:58	41	8.20	2	0
Minnesota	8	20:43	2:35	51	6.38	5	0
Bethune-Cookman	7	14:05	2:00	41	5.86	2	1
<b>TOTAL</b>	<b>37</b>	<b>96:57</b>	<b>2:37</b>	<b>261</b>	<b>7.1</b>	<b>13</b>	<b>1</b>
<b>OPPONENTS</b>	<b>45</b>	<b>114:24</b>	<b>2:32</b>	<b>303</b>	<b>6.73</b>	<b>15</b>	<b>5</b>

## PENALTY NUMBERS

	NU PEN.-YDS.	OPP. PEN.-YDS
Colorado	11-95	8-46
Troy	10-77	10-95
Michigan	10-79	8-77
Purdue	11-136	10-75
Wisconsin	10-100	5-50
Northwestern	9-89	1-5
Minnesota	6-43	8-80
Bethune-Cookman	5-35	6-34
<b>TOTALS (AVG. PER PEN.)</b>	<b>72-654 (9.1)</b>	<b>56-462 (8.3)</b>
<b>AVG-GAME</b>	<b>9.0-81.8</b>	<b>7.0-57.8</b>

## NEBRASKA SCORING DRIVES

OPPONENT	[---DRIVE---					
	PLAYS	YDS	TIME	SCORE	QTR./TIME	PLAY
Colorado	8	75	3:00	7-14	1st/3:47	Martinez 41-yd. run
Colorado	8	52	2:47	14-14	2nd/10:15	Ozigbo 8-yd. run
Colorado	8	79	3:07	21-14	2nd/2:24	Martinez 3-yd. run
Colorado	6	80	2:17	28-20	3rd/5:35	Spielman 57-yd. pass from Martinez
Troy	5	65	2:02	7-17	2nd/3:02	Morgan 9-yd. pass from Bunch
Troy	4	2	1:18	10-17	3rd/10:25	Pickering 23-yd. FG
Troy	11	47	4:06	13-17	3rd/3:02	Pickering 32-yd. FG
Troy	11	75	3:50	19-24	4th/2:55	Spielman 7-yd. pass from Bunch
Michigan	8	55	4:25	3-46	3rd/5:25	Pickering 35-yd. FG
Michigan	7	80	3:06	10-56	4th/4:14	Mazour 3-yd. run
Purdue	10	75	3:40	7-0	1st/11:20	Ozigbo 18-yd. run
Purdue	6	53	2:02	14-17	3rd/6:18	Spielman 21-yd. pass from Martinez
Purdue	3	69	0:47	21-35	3rd/2:32	Spielman 21-yd. pass from Martinez
Purdue	7	75	1:52	28-42	4th/13:04	Ozigbo 23-yd. run
Wisconsin	6	61	3:30	3-6	2nd/9:55	Pickering 32-yd. FG
Wisconsin	2	75	0:47	10-20	3rd/14:13	Spielman 75-yd. pass from Martinez
Wisconsin	8	75	2:30	17-34	3rd/4:20	Stoll 12-yd. pass from Martinez
Wisconsin	7	95	3:25	24-41	4th/9:11	Martinez 7-yd. run
Northwestern	4	75	1:28	7-0	1st/13:32	Spielman 42-yd. pass from Martinez
Northwestern	8	83	2:11	13-14	2nd/0:42	Ozigbo 12-yd. run
Northwestern	15	97	5:43	20-14	3rd/7:07	Ozigbo 1-yd. run
Northwestern	5	76	1:46	28-14	4th/13:40	Washington 3-yd. run
Northwestern	9	19	3:43	31-21	4th/5:41	Pickering 34-yd. FG
Minnesota	7	75	1:56	7-0	1st/13:03	Ozigbo 40-yd. run
Minnesota	4	90	1:10	14-0	1st/1:25	Ozigbo 59-yd. run
Minnesota	9	85	3:08	21-0	2nd/11:40	Martinez 3-yd. run
Minnesota	5	72	2:25	28-0	2nd/1:58	Spielman 9-yd. pass from Martinez
Minnesota	4	74	1:12	36-22	3rd/6:04	Morgan 35-yd. pass from Martinez
Minnesota	14	82	7:03	39-22	4th/7:53	Pickering 32-yd. FG
Minnesota	3	80	1:33	46-22	4th/5:19	Morgan 67-yd. pass from Martinez
Minnesota	5	32	2:16	53-28	4th/1:57	Washington 3-yd. run
Beth.-Cookman	7	65	2:23	7-0	1st/12:31	Ozigbo 14-yd. run
Beth.-Cookman	0	0	0:00	14-0	1st/10:47	Spielman 77-yd. return
Beth.-Cookman	6	76	2:19	21-3	1st/6:08	Morgan 3-yd. pass from Martinez
Beth.-Cookman	8	69	2:26	28-3	1st/2:55	Morgan 27-yd. pass from Martinez
Beth.-Cookman	7	74	2:44	35-3	2nd/5:02	Washington 8-yd. run
Beth.-Cookman	8	33	2:36	38-3	2nd/0:12	Pickering 29-yd. FG
Beth.-Cookman	5	36	1:37	45-3	4th/13:39	Vedral 20-yd. run

## NEBRASKA POINTS OFF TURNOVERS

GAME	TOs GAINED	TD	FG-FGA	PTS.	(NU FUM./LOST, INT)
Colorado	0 (0/0 F/L, 0 INT)	0	0-0	0	3 (3/2 F/L, 1 INT)
Troy	2 (3/1 F/L, 1 INT)	0	1-1	3	3 (4/1 F/L, 2 INT)
Michigan	1 (2/0 F/L, 1 INT)	1	0-0	7	2 (1/1 F/L, 1 INT)
Purdue	0 (0/0 F/L, 0 INT)	0	0-0	0	1 (1/0 F/L, 1 INT)
Wisconsin	1 (1/1 F/L, 0 INT)	0	0-0	0	1 (2/1 F/L, 1 INT)
Northwestern	2 (0/0 F/L, 2 INT)	1	1-1	10	3 (3/1 F/L, 2 INT)
Minnesota	1 (0/0 F/L, 1 INT)	1	0-0	7	1 (2/1 F/L, 0 INT)
Beth.-Cookman	3 (1/1 F/L, 2 INT)	0	1-1	3	2 (2/0 F/L, 2 INT)
<b>TOTALS</b>	<b>10 (7/3 F/L, 7 INT)</b>	<b>3</b>	<b>3-3</b>	<b>30</b>	<b>16 (18/7 F/L, 9 INT)</b>
<b>OPPONENTS</b>	<b>16 (18/7 F/L, 9 INT)</b>	<b>6</b>	<b>1-3</b>	<b>44</b>	<b>10 (7/3 F/L, 7 INT)</b>

## STARTING FIELD POSITION\*

GAME	NU AVG. START	OPP. AVG. START	NU DIFF.
	(yards/drives/in 20/past 50)	(yards/drives/in 20/past 50)	
Colorado	26.7 (401/15/3/1)	33.2 (465/14/2/2)	-6.5
Troy	29.3 (381/13/2/1)	30.5 (397/13/2/1)	-1.2
Michigan	22.6 (339/15/4/0)	35.3 (494/14/2/3)	-12.7
Purdue	22.1 (331/15/5/0)	31.3 (438/14/1/0)	-9.2
Wisconsin	23 (276/12/2/0)	31.7 (380/12/1/0)	-8.7
Northwestern	30.0 (390/13/3/3)	20.7 (269/13/3/0)	9.3
Minnesota	21.2 (297/14/6/1)	38.2 (497/13/1/2)	-17.0
Bethune-Cookman	27.6 (304/11/3/2)	25.5 (332/13/3/0)	2.1
<b>TOTALS</b>	<b>25.2 (2719/108/28/8)</b>	<b>30.9 (3272/106/15/9)</b>	<b>-5.7</b>

\*does not include drives with time of 0:00 (i.e. defensive and special teams touchdowns, end of half turnovers, overtime, etc.)

## OPPONENT SCORING DRIVES

OPPONENT	[---DRIVE---					
	PLAYS	YDS	TIME	SCORE	QTR./TIME	PLAY
Colorado	8	86	3:05	7-0	1st/9:00	MacIntyre 3-yd pass from Montez
Colorado	4	24	1:42	14-0	1st/6:47	Shenault 3-yd. run
Colorado	11	52	1:51	17-21	2nd/0:28	Stefanou 40-yd. FG
Colorado	12	55	3:55	20-21	3rd/10:59	Stefanou 35-yd. FG
Colorado	11	75	4:11	27-28	3rd/1:24	MacIntyre 8-yd pass from Montez
Colorado	7	77	1:17	33-28	4th/1:06	Shenault 40-yd. pass from Montez
Troy	6	43	3:00	3-0	1st/7:23	Sumpter 37-yd. FG
Troy	0	0	0:00	10-0	2nd/12:17	Rookard 58-yd. punt return
Troy	5	80	3:21	17-0	2nd/5:12	B. Smith 9-yd. run
Troy	10	62	4:32	24-13	4th/6:45	B. Smith 26-yd. run
Michigan	6	64	2:56	7-0	1st/10:27	Mason 1-yd. run
Michigan	1	44	0:10	14-0	1st/8:58	Higdon 44-yd. run
Michigan	8	66	4:13	20-0	1st/3:09	Mason 4-yd. run
Michigan	4	3	0:50	23-0	2nd/14:11	Nordin 50-yd. FG
Michigan	10	59	4:28	30-0	2nd/8:20	Gentry 5-yd. pass from Patterson
Michigan	3	34	1:19	37-0	2nd/5:25	Mason 1-yd. run
Michigan	0	0	0:00	39-0	2nd/4:03	Team Safety
Michigan	0	0	0	46-0	3rd/9:01	Peoples-Jones 60-yd. punt return
Michigan	11	55	4:25	49-3	3rd/0:58	Nordin 38-yd. FG
Michigan	2	56	0:17	56-3	3th/14:21	Bell 56-yd. pass from McCaffrey
Purdue	6	71	3:15	7-7	1st/7:57	Knox 42-yd. run
Purdue	5	45	1:59	7-10	1st/3:40	Evans 31-yd. FG
Purdue	10	71	3:01	7-17	2nd/12:51	Blough 1-yd. run
Purdue	12	72	4:54	7-20	2nd/0:30	Evans 25-yd. FG
Purdue	6	51	2:45	7-27	3rd/8:25	Hopkins 12-yd. pass from Blough
Purdue	8	90	2:48	14-35	3rd/3:24	Knox 6-yd. run
Purdue	6	75	2:36	21-42	4th/14:56	Jones 6-yd. run
Wisconsin	15	63	7:53	3-0	1st/7:08	Gaglianone 30-yd. FG
Wisconsin	9	41	4:12	6-0	2st/12:58	Gaglianone 28-yd. FG
Wisconsin	6	64	2:55	13-3	2nd/6:23	Taylor 3-yd. run
Wisconsin	6	63	1:31	20-3	2nd/0:42	Ferguson 14-yd. pass from Hornibrook
Wisconsin	7	71	3:02	27-10	3rd/11:05	J. Taylor 21-yd. run
Wisconsin	6	59	2:56	34-10	3rd/6:50	Deal 20-yd. run
Wisconsin	1	88	0:13	41-17	4th/12:50	J. Taylor 88-yd. run
Northwestern	9	80	3:03	7-7	2nd/7:41	Nagel 21-yd. pass from Thorson
Northwestern	0	0	0:00	14-7	2nd/3:01	Brown 16-yd. fumble return
Northwestern	4	75	1:09	21-18	4th/12:31	Nagel 61-yd. pass from Thorson
Northwestern	15	62	3:14	24-31	4th/2:27	Luckenbaugh 31-yd. FG
Northwestern	8	99	1:50	31-31	4th/0:12	Jefferson 5-yd. pass from Thorson
Northwestern	4	6	0:00	34-31	OT	Luckenbaugh 37-yd. FG
Minnesota	8	68	0:59	7-28	2nd/0:52	Douglas 13-yd. pass from Annexstad
Minnesota	4	75	1:11	15-28	3rd/13:49	Ibrahim 1-yd. run
Minnesota	8	79	3:48	22-28	3rd/7:22	Green 4-yd. run
Minnesota	3	44	1:01	28-45	4th/4:14	Morgan 9-yd. run
Beth.-Cookman	8	64	2:19	3-14	1st-8:28	Hernandez 28-yd. FG
Beth.-Cookman	10	82	7:08	9-45	4th/0:00	Adams 5-yd. run

# INDIVIDUAL CAREER/SEASON SUPERLATIVES

## SEASON AND CAREER, MOST PASSING YARDS

PLAYER	2018	CAREER	2017	CAREER
Adrian Martinez	384 vs. Wisconsin	same	75* vs. Wisconsin (Spielman)	same
Andrew Bunch	177 vs. Troy	same	33 vs. Troy (Morgan)	same
Noah Vedral	29 vs. Bethune-Cookman	same	21 vs. Beth.-Cookman (Jones)	same

\*-Indicates touchdown pass

## SEASON AND CAREER, LONGEST PASS

PLAYER	2018	CAREER	2017	CAREER
Adrian Martinez	384 vs. Wisconsin	same	75* vs. Wisconsin (Spielman)	same
Andrew Bunch	177 vs. Troy	same	33 vs. Troy (Morgan)	same
Noah Vedral	29 vs. Bethune-Cookman	same	21 vs. Beth.-Cookman (Jones)	same

## SEASON AND CAREER, MOST RECEIVING YARDS

PLAYER	2018	CAREER	2018	CAREER
Austin Allen	13 vs. Bethune-Cookman	same	13 vs. Bethune-Cookman (Martinez)	same
Jaylin Bradley	none	31 at Purdue, 2017	none	13 at Purdue, 2017 (Lee)
Greg Bell	6 vs. Troy	same	6 vs. CU, Troy (Bunch, Bunch)	same
Andre Hunt	none	same	none	same
Miles Jones	21 vs. Bethune-Cookman	same	21 vs. Beth.-Cookman (Vedral)	same
Katerian Legrone	8 vs. Bethune-Cookman	same	8 vs. Beth.-Cookman (Vedral)	same
Wyatt Mazour	21 at Michigan	same	21 at Michigan (Bunch)	same
Stanley Morgan Jr.	163 vs. Minnesota	185 at Penn State, 2017	67* vs. Minnesota (Martinez)	80* vs. Wisconsin, 2017 (Lee)
Devine Ozigbo	33 at Northwestern	42 at Purdue, 2015	18 at Northwestern (Martinez)	39 vs. Wyoming (2016) (Armstrong)
Kurt Rafdal	26 vs. Troy	same	26 vs. Troy (Martinez)	same
Bryan Reimers	9 vs. Bethune-Cookman	22 twice	9 vs. Beth.-Cookman (Martinez)	22* twice (both touchdowns)
JD Spielman	209 vs. Wisconsin	same	75* vs. Wisconsin (Martinez)	77* vs. Ohio State, 2017 (Lee)
Jack Stoll	51 vs. Purdue	same	37 vs. Beth.-Cookman (Martinez)	same
Kade Warner	16 vs. Purdue	same	10 vs. Purdue (Martinez)	same
Maurice Washington	53 vs. Wisconsin	same	24 vs. Wisconsin (Martinez)	same
Mikale Wilbon	none	28 vs. BYU, 2015	none	14 vs. BYU, 2015 (Armstrong)
Mike Williams	41 at Northwestern	same	21 at Northwestern (Martinez)	same
Jaron Woodyard	10 vs. Purdue	same	10 vs. Purdue (Martinez)	same
Conor Young	none	31 vs. Ohio State, 2017	none	23 vs. Ohio State, 2017 (Lee)

\*-Indicates touchdown scored

## SEASON AND CAREER, LONGEST CATCH

PLAYER	2018	CAREER	2018	CAREER
Jaylin Bradley	none	42 at Purdue, 2017	none	20 at Purdue, 2017
Andrew Bunch	23 at Michigan	same	23 at Michigan	same
Caleb Lightbourn	none	4 vs. Wyoming, 2016	none	4 vs. Wyoming, 2016
Tyjon Lindsey	9 vs. Colorado	same	9 vs. Colorado	same
Adrian Martinez	125 vs. Minnesota	same	53 vs. Minnesota	same
Wyatt Mazour	55 vs. Bethune-Cookman	same	18 vs. Bethune-Cookman	same
Stanley Morgan Jr.	none	2 vs. Arkansas State, 2017	none	2 vs. Arkansas State, 2017
Devine Ozigbo	170 vs. Purdue	same	59* vs. Minnesota	same
JD Spielman	8 at Northwestern	45 vs. Northwestern,	5 at Northwestern	40 vs. Northwestern, 2017
Noah Vedral	13 vs. Bethune-Cookman	same	20* vs. Bethune-Cookman	same
Maurice Washington	104 vs. Minnesota	same	29 vs. Troy	same
Mikale Wilbon	none	90 vs. Northern Illinois, 2017	none	32 at Northwestern, 2016

\*-Indicates touchdown scored

## SEASON AND CAREER, MOST RUSHING YARDS

PLAYER	2018	CAREER	2018	CAREER
Jaylin Bradley	none	42 at Purdue, 2017	none	20 at Purdue, 2017
Andrew Bunch	23 at Michigan	same	23 at Michigan	same
Caleb Lightbourn	none	4 vs. Wyoming, 2016	none	4 vs. Wyoming, 2016
Tyjon Lindsey	9 vs. Colorado	same	9 vs. Colorado	same
Adrian Martinez	125 vs. Minnesota	same	53 vs. Minnesota	same
Wyatt Mazour	55 vs. Bethune-Cookman	same	18 vs. Bethune-Cookman	same
Stanley Morgan Jr.	none	2 vs. Arkansas State, 2017	none	2 vs. Arkansas State, 2017
Devine Ozigbo	170 vs. Purdue	same	59* vs. Minnesota	same
JD Spielman	8 at Northwestern	45 vs. Northwestern,	5 at Northwestern	40 vs. Northwestern, 2017
Noah Vedral	13 vs. Bethune-Cookman	same	20* vs. Bethune-Cookman	same
Maurice Washington	104 vs. Minnesota	same	29 vs. Troy	same
Mikale Wilbon	none	90 vs. Northern Illinois, 2017	none	32 at Northwestern, 2016

\*-Indicates touchdown scored

## SEASON AND CAREER, LONGEST RUN

## SEASON AND CAREER, MOST TACKLES, TFLS AND SACKS

PLAYER	TACKLES (2018)	CAREER	TFL (2018)	CAREER	SACKS (2018)	CAREER
Freedom Akinmoladun	5 at Wisconsin	6 at Miami, 2015	2 vs. Colorado	2 four times, vs. Colorado	1.5 vs. Colorado	2.0 twice
Avery Anderson	none	1 three times	none	none	none	none
Fyn Anderson	1 vs. BCU	same	none	same	none	same
Mohamed Barry	12 vs. Colorado	same	3 at Mich., BCU	same	1.0 at Michigan, BCU	none
Dicaprio Bootle	7 vs. Purdue	same	none	1 vs. Ohio State, 2017	none	none
Tony Butler	none	1 twice	none	none	none	none
Ethan Cox	1 vs. BCU	same	none	same	none	same
Braxton Clark	1 vs. BCU	same	none	same	none	same
Damion Daniels	4 vs. Beth.-Cookman	same	1 vs. Beth.-Cookman	same	none	same
Alex Davis	3 at Wisconsin	4 vs. Northwestern, 2017	none	2 vs. Iowa, 2017	none	1.0 at Penn State, 2017
Carlos Davis	4 at Wisconsin	6 twice	1 vs. Colorado; Troy	2 at Illinois, 2017	1 vs. Troy	1.0 four times
Khalil Davis	7 vs. Purdue	same	2 vs. Colo.; at Mich	2 4x, last at Michigan, 2018	2.0 vs. Colorado	same
Marquel Dismuke	3 at Northwestern	9 vs. Wisconsin, 2017	none	none	none	none
JoJo Domann	1 vs. Colo., vs. BCU	1 five times	none	none	none	none
Tyrin Ferguson	10 vs. Colorado	same	2 vs. Colorado	none	1.0 vs. Colorado	none
Luke Gifford	11 vs. Colorado	same	4 vs. Northwestern	same	1.5 vs. Colorado	same
Will Honas	8 vs. Troy	same	1 vs. Troy	same	none	same
Matt Jarzynka	1 vs. BCU	same	1 vs. BCU	same	1 vs. BCU	same
Lamar Jackson	3 at Mich.; at Wis.	8 at Purdue, 2017	none	2 vs. Fresno State, 2016	none	1.0 vs. Fresno St., 2016
Eric Lee Jr.	5 vs. Purdue; at Wis.	7 vs. Arkansas St., 2017	none	1 twice	none	1 at Ohio St., 2016
Collin Miller	5 vs. Minnesota	same	none	none	none	none
DaiShon Neal	2 at Michigan	2 at Michigan	none	none	none	none
Tre Neal	10 vs. Minnesota	same	1 vs. Troy	same	none	same
Peyton Newell	2 at Michigan	2 2x, last at Michigan 2018	none	none	none	none
Antonio Reed	6 at Northwestern	15 at Minnesota, 2017	none	1 twice	none	none
Mick Stoltenberg	2 at Michigan	7 vs. Northwestern, 2017	none	2 vs. Iowa, 2017	none	1.0 twice
Ben Stille	4 vs. Purdue	4 four times	1 5x last vs. BCU	3 at Illinois, 2017	1.0 vs. BCU	1.0 eight times
Jeremiah Stovall	2 at Wisconsin; Minn.	same	none	none	none	none
Eli Sullivan	1 vs. BCU	2 at Purdue, 2017	none	none	none	none
Caleb Tannor	1 six times	same	none	same	none	same
Cam Taylor	3 vs. Minn., BCU	same	none	same	none	same
Guy Thomas	3 vs. BCU	same	none	same	none	same
Deontre Thomas	2 vs. Purdue	3 three times	none	none	none	none
Chris Walker	1 vs. BCU	same	none	same	none	same
Aaron Williams	12 at Northwestern	12 at Ore., 2017; at NW, 2018	none	1 eight times	none	1.0 twice
Jacob Weinmaster	3 vs. BCU	same	none	none	none	none
Deontai Williams	5 at Wisconsin	same	none	same	none	same
Dedrick Young	9 vs. Colorado	14 vs. Ohio State, 2017	2 vs. Colorado	2 3x, last vs. Colorado	none	1.0 twice



# NEBRASKA STATISTICAL HIGHS AND LOWS

NEBRASKA TOTALS	HIGHS	LOWS
Points Scored	53 vs. Minnesota	10 at Michigan
First Downs	31 vs. Purdue	12 at Michigan
Rushing Attempts	54 vs. Colorado	24 at Wisconsin
Rushing Yards	383 vs. Minnesota	39 at Michigan
Passes Attempted	44 at Wisconsin	24 at Michigan
Passes Completed	26 at Wisconsin	13 at Michigan
Had Intercepted	2 vs. Troy; at Northwestern; vs. Bethune-Cookman	0 at Wisconsin; vs. Minnesota
Passing Yards	407 at Wisconsin	93 at Michigan
Total Plays	83 vs. Colorado	54 at Michigan
Total Yards	659 vs. Minnesota	132 at Michigan
Possession Time	32:54 vs. Troy	23:44 vs. Purdue
Fumbles	4 vs. Troy	1 vs. Purdue; at Wisconsin
Fumbles Lost	2 vs. Colorado	0 vs. Purdue; vs. Bethune-Cookman
Turnovers	3 vs. Colorado; vs. Troy	1 vs. Purdue; vs. Minnesota
Turnover Margin	+1 Bethune-Cookman	-3 vs. Colorado
Penalties	11 vs. Colorado; vs. Purdue	5 vs. Bethune-Cookman
Yards Penalized	136 vs. Purdue	35 vs. Bethune-Cookman
Sacks By-Yards Lost	7.0-43 vs. Colorado	1.0-9 at Mich.; 1.0-2 vs. Purdue; 1-6 at Wis.; 1-5 vs. Minn
Team Tackles for Loss-Yards	12-59 vs. Colorado	1-6 at Wisconsin

## NEBRASKA INDIVIDUAL OFFENSIVE HIGHS

Most Rushing Attempts	22; Devine Ozigbo at Northwestern
Most Net Rushing Yards	170; Devine Ozigbo vs. Purdue
Most Rushing TDs	2; Adrian Martinez vs. Colorado; Devine Ozigbo vs. Purdue; at Northwestern; vs. Minnesota
Longest TD Run	59; Devine Ozigbo vs. Minnesota
Longest Run, No TD	53; Adrian Martinez vs. Minnesota
Most Pass Attempts	42; Adrian Martinez vs. Purdue; at Wisconsin
Most Completed Passes	25; Adrian Martinez vs. Purdue; at Northwestern; vs. Minnesota
Most Passing Yards	384; Adrian Martinez at Wisconsin
Most Passing TDs	3; Adrian Martinez vs. Minnesota
Longest TD Pass	75; Adrian Martinez to JD Spielman at Wisconsin
Longest Pass, No TD	40; Adrian Martinez to JD Spielman vs. Bethune-Cookman
Most Pass Receptions	10; JD Spielman vs. Purdue
Most Receiving Yards	209; JD Spielman at Wisconsin
Most TD Receptions	2; JD Spielman vs. Purdue; Stanley Morgan vs. Minnesota, Bethune-Cookman
Most Total Offense Attempts	60; Adrian Martinez vs. Purdue (18 rush, 42 passes)
Most Total Offense Yards	441; Adrian Martinez at Wisconsin (57 rush, 384 pass)
Most All-Purpose Attempts	26; Devine Ozigbo at Northwestern (22 rushes, 4 receptions)
Most All-Purpose Yards	212; JD Spielman at Wisconsin
Most Touchdowns Scored	2; Adrian Martinez vs. Colorado, JD Spielman vs. Purdue; Devine Ozigbo vs. Purdue; NW; Minn.; Stanley Morgan vs. Purdue, Northwestern, Bethune-Cookman

## NEBRASKA INDIVIDUAL SPECIAL TEAMS HIGHS

Most Field Goals Attempted	3; Barret Pickering vs. Troy
Most Field Goals Made	2; Barret Pickering vs. Troy
Longest Field Goal Made	35; Barret Pickering at Michigan
Longest Field Goal Attempted	54; Barret Pickering vs. Purdue
Longest Punt Return, TD	77; JD Spielman vs. Bethune-Cookman
Longest Punt Return, No TD	19; JD Spielman at Northwestern
Most Punt Return Yardage	77; JD Spielman vs. Bethune-Cookman
Longest Kickoff Return, TD	none
Longest Kickoff Return, No TD	31; JD Spielman vs. Troy
Longest Blocked Punt, TD	none
Longest Blocked Field Goal Return	none
Most Kickoff Return Yardage	70; JD Spielman vs. Troy
Most Punts	9; Caleb Lightbourn at Michigan (44.7 avg)
Highest Punting Average	57.3; Isaac Armstrong vs. Bethune-Cookman (3 punts)
Longest Punt	73; Isaac Armstrong vs. Bethune-Cookman
Most Blocked Field Goals	none
Most Blocked Punts	none
Most Blocked PAT	none

## NEBRASKA INDIVIDUAL DEFENSIVE HIGHS

Most Total Tackles	12; Mohamed Barry vs. Colorado (4 solo, 8 asst.); Aaron Williams at Northwestern (10 solo, 2 asst.)
Most Solo Tackles	10; Aaron Williams at Northwestern (12 tackles)
Most Tackles for Loss	4; Luke Gifford at Northwestern (14 yards)
Most Yards Lost	21; Luke Gifford vs. Bethune-Cookman (1 TFL)
Most Quarterback Sacks	16; Khalil Davis vs. Colorado
Most Yards Lost	21; Luke Gifford vs. Bethune-Cookman (1.0 sacks)
Most Pass Breakups	5; Dicaprio Bootle at Michigan
Most Interceptions	1; Seven times
Longest Interception TD Return	none
Longest Interception Return, No TD	14; Tre Neal vs. Northwestern
Longest Fumble TD Return	5; Deontai Williams vs. Bethune-Cookman
Longest Fumble Return, No TD	none

## OPPONENT STATISTICAL HIGHS AND LOWS

OPPONENT TOTALS	HIGHS	LOWS
Points Scored	56 at Michigan	9 vs. Bethune-Cookman
First Downs	30 at Northwestern	12 vs. Troy
Rushing Attempts	48 at Wisconsin	34 vs. Troy
Rushing Yards	370 at Wisconsin	44 vs. Colorado
Passes Attempted	65 at Northwestern	21 vs. Troy
Passes Completed	41 at Northwestern	13 at Wisconsin; Bethune-Cookman
Had Intercepted	2 at Northwestern; Bethune-Cookman	0 vs. Colorado; vs. Purdue; at Wisconsin
Passing Yards	455 at Northwestern	110 vs. Troy
Total Plays	88 at Northwestern	55 vs. Troy
Total Yards	518 at Wisconsin	253 vs. Troy
Possession Time	36:16 vs. Purdue	27:06 vs. Troy
Fumbles	3 vs. Troy	0 vs. Colorado; vs. Purdue; Northwestern; Minnesota
Fumbles Lost	1 vs. Troy; at Wisconsin; Bethune-Cookman	0 vs. Colo.; at Michigan; vs. Purdue; Northwestern; Minn.
Turnovers	3 vs. Bethune-Cookman	0 vs. Colorado
Turnover Margin	+3 vs. Colorado	-1 vs. Bethune-Cookman
Penalties	10 vs. Troy; Purdue	1 at Northwestern
Yards Penalized	95 vs. Troy	5 at Northwestern
Sacks By-Yards Lost	4-39 at Michigan; 4-29 Bethune-Cookman	1-7 at Northwestern
Team Tackles for Loss-Yards	14-65 at Michigan	3-12 vs. Purdue

### OPPONENT INDIVIDUAL HIGHS

Most Yards Rushing	221; Jonathan Taylor (Wisconsin)
Most Rushing Attempts	24; Jonathan Taylor (Wisconsin)
Most Yards Passing	445; Clayton Thorson (Northwestern)
Most Passing Attempts	64; Clayton Thorson (Northwestern)
Most Pass Completions	41; Clayton Thorson (Northwestern)
Most Pass Receptions	12; Flynn Nagel (Northwestern)
Most Yards Receiving	220; Flynn Nagel (Northwestern)

### OPPONENT INDIVIDUAL LONGEST PLAYS

Rush	88*; Jonathan Taylor (Wisconsin)
Pass	61*; Clayton Thorson to Flynn Nagel (Northwestern)
Field Goal	50; Quinn Nordin (at Michigan)
Punt Return	60*; Donovan Peoples-Jones (Michigan)
Kickoff Return	87; Demetrius Douglas (Minnesota)
Fumble Return	10* Earnest Brown IV (Northwestern)
Interception Return	22; Nate Landman (Colorado)
Punt	79; Tyler Sumpter (Troy)

## COLORADO 33, NEBRASKA 28

SCORE BY QUARTERS	1	2	3	4	FINAL
Colorado	14	3	10	6	33
Nebraska	7	14	7	0	28

### SCORING SUMMARY

QTR	TIME	TEAM	SCORE
1st	09:00	COLO	MacIntyre 3 yd pass from Montez (Stefanou kick)
1st	06:47	COLO	Shenault 3 yd run (Stefanou kick)
1st	03:47	NEB	Martinez 41 yd run (Pickering kick)
2nd	10:15	NEB	Ozigbo 8 yd run (Pickering kick)
2nd	02:24	NEB	Martinez 3 yd run (Pickering kick)
2nd	00:28	COLO	Stefanou 40 yd field goal
3rd	10:59	COLO	Stefanou 35 yd field goal
3rd	05:35	NEB	Spielman 57 yd pass from Martinez (Pickering kick)
3rd	01:24	COLO	MacIntyre 8 yd pass from Montez (Stefanou kick)
4th	01:06	COLO	Shenault 40 yd pass from Montez (pass failed)

**Lincoln (Sept. 8)** - Steven Montez's touchdown pass with 1:06 remaining gave Colorado a 33-28 win over Nebraska, spoiling the debut of Husker Head Coach Scott Frost.

The Huskers, who overcame an early 14-0 deficit, led 28-27 before Montez drove CU 77 yards for the winning score. A costly personal foul on NU on 3rd-and-24 kept the drive alive before Montez hit Laviska Shenault on a 40-yard strike for the winning score.

The Huskers who were hurt by 11 penalties and three turnovers, still had an opportunity as backup quarterback Andrew Bunch drove NU to the Colorado 21 in the final minute but were unable to score in the final seconds.

Nebraska put up 565 total yards on Colorado, including 329 rushing yards, as quarterback Adrian Martinez (117) and Greg Bell (104) both reached the century mark, the first time NU had two 100-yard rushers since 2014. Martinez added 187 yards on 15-of-20 passing in his collegiate debut before leaving the game with an injury.

The Blackshirts held CU to just 44 rushing yards, while recording seven sacks of Montez - the most by the Nebraska defense in five seasons. But Montez answered with 351 yards on 33-of-50 passing with three scores, two touchdown passes to Jay MacIntyre and the game-winner to Shenault, who had 177 receiving yards.

Trailing 14-0 after a pair of turnovers, Martinez put the Big Red on the board, sprinting 41 yards to paydirt on Nebraska's next drive to cap an eight-play, 75-yard march to pull the Huskers within 14-7. The Huskers tied the score going 52 yards in seven plays, as Devine Ozigbo scored from eight yards out. The senior had 25 of the 52 yards on the drive for the Huskers.

Martinez gave the Huskers their first lead, scoring from three yards with 2:24 left in the half. That capped an eight-play, 79-yard march for the Big Red. Martinez also completed 9-of-11 first-half passes for 86 yards.

In the second quarter, the Huskers outgained Colorado 140-36, including 105-(-12) on the ground, to carry a 329-139 edge in total yards for the half despite managing just a 21-17 halftime lead.

After Colorado kicked a second field goal to pull within 21-20, Martinez found JD Spielman on a 57-yard strike to put the Big Red up 28-20 with 5:35 left in the third quarter.

The Buffaloes came right back on their next drive as Montez found MacIntyre on an 8-yard pass to put the visitors within one with 1:24 left in the third quarter.

### TEAM STATISTICS

	COLO	NEB
FIRST DOWNS	26	25
RUSHES-YARDS (NET)	35-44	54-329
PASSING YDS (NET)	351	236
Passes Att-Comp-Int	50-33-0	29-19-1
TOTAL OFFENSE PLAYS-YARDS	85-395	83-565
Fumble Returns-Yards	0-0	0-0
Punt Returns-Yards	2-10	3--2
Kickoff Returns-Yards	2-51	3-45
Interception Returns-Yards	1-22	0-0
Punts (Number-Avg)	5-43.4	3-42.7
Fumbles-Lost	0-0	3-2
Penalties-Yards	8-46	11-95
Possession Time	30:15	29:45
Third-Down Conversions	6 of 18	5 of 13
Fourth-Down Conversions	2 of 3	0 of 3
Red-Zone Scores-Chances	4-5	2-3
Sacks By: Number-Yards	2-12	7-43

**RUSHING: COLO-** Kyle Evans 12-25; Travon McMillian 8-25; Laviska Shenault 2-5; K.D. Nixon, 2--4; Steven Montez 11--7. **NEB-**Adrian Martinez 15-117; Greg Bell 13-104; Devine Ozigbo 14-60; Maurice Washington 8-34; Tyjon Lindsey 2-9; JD Spielman 1-4; Andrew Bunch 1-1

**PASSING: COLO-** Steven Montez 33-50-0-351-3 **NEB-**Adrian Martinez 15-20-1-187-1; Andrew Bunch 4-9-0-49-0

**RECEIVING: COLO-** Laviska Shenault 10-177; Jay MacIntyre 8-45; Juwann Winfree 5-48; K. D. Nixon 5-39; Tony Brown 2-28; Travon McMillian 2-5; Kyle Evans 1-9. **NEB-**Stanley Morgan Jr. 5-75; JD Spielman 3-67; Mike Williams 3-40; Devine Ozigbo 2-17; Maurice Washington 2-16; Greg Bell 2-3; Kurt Rafdal 1-14; Jack Stoll 1-4.

**INTERCEPTIONS: COLO-** Nate Landman, 1-22. **NEB-**None

**FUMBLES: COLO-**None. **NEB-**Adrian Martinez 2-1; Greg Bell 1-1.

**TACKLES: COLO-**Nate Landman 8-5. **NEB-**Mohamed Barry 4-8

## TROY 24, NEBRASKA 19

SCORE BY QUARTERS	1	2	3	4	FINAL
Troy	3	14	0	7	24
Nebraska	0	7	6	6	19

### SCORING SUMMARY

QTR	TIME	TEAM	SCORE
1st	07:24	TROY	Sumpter 37 yd field goal
2nd	12:17	TROY	Rookard 58 yd punt return (Sumpter kick)
2nd	05:12	TROY	Smith, B 9 yd run (Sumpter kick)
2nd	03:02	NEB	Morgan 9 yd pass from Bunch (Pickering kick)
3rd	10:25	NEB	Pickering 23 yd field goal
3rd	03:02	NEB	Pickering 32 yd field goal
4th	06:45	TROY	Smith, B 26 yd run (Sumpter kick)
4th	02:55	NEB	Spielman 7 yd pass from Bunch (pass failed)

**Lincoln (Sept. 15)** - For the second straight week Nebraska out-yarded its opponent but could not overcome early turnovers in a 24-19 loss to Troy.

Nebraska managed 364 total yards with sophomore Andrew Bunch playing from start to finish at quarterback for the Big Red. Bunch completed 19-of-27 passes for 177 yards with two touchdowns, but he also threw a pair of interceptions.

As a team, the Huskers out-gained the Trojans 187-143 on the ground, but three first-half turnovers by Nebraska and a 58-yard punt return for a touchdown by Troy's Cedarius Rookard helped the visitors jump out to a 17-0 lead.

Maurice Washington led the Husker rushing attack with 92 yards on 14 carries, while Greg Bell added 68 yards on 14 totes.

The Huskers also won the time of possession battle (32:54-27:06), but several big plays in the punting game sparked the Trojans. Not only did Rookard's return for touchdown help Troy, Tyler Sumpter's 79-yard punt after the Trojans' opening offensive possession of the game and two other long punts helped Troy maintain a field position edge.

The Huskers got on the board right before halftime, as Bunch connected with Stanley Morgan Jr. on an eight-yard strike to pull NU within 17-7.

Nebraska got a special teams' break on its first possession of the half, as Rookard fumbled the ball before Cam Taylor recovered at the Troy 6-yard line. But the Huskers settled for Barret Pickering's first career field goal from 23 yards out to cut the margin to 17-10 with 10:25 left in the third quarter.

The Huskers appeared to have tied the score momentarily on a touchdown catch by JD Spielman, but a costly penalty wiped away the touchdown before Pickering's 32-yard field goal cut Troy's lead to 17-13 with 3:02 left in the third.

For the game, Nebraska was flagged 10 times for 77 yards, while Troy also committed 10 penalties for 95 yards.

Troy then mounted its only sustained drive of the second half, marching 62 yards in 10 plays over 4:34 to go up 24-13 with 6:45 left in the contest.

However the Huskers refused to quit, as Bunch and the Big Red answered with an 11-play, 75-yard drive capped by Spielman's touchdown catch.

The Blackshirts then forced a 3-and-out by Troy on the ensuing drive to give the ball back to Bunch and the offense at the NU 27 with 2:31 left in the game. But Nebraska's chance to complete the comeback was short-lived, as Bunch was intercepted by Will Sunderland, ending NU's comeback hopes.

Quarterback Kaleb Barker led the Trojans by completing 14-of-21 passes for 110 yards, while B.J. Smith provided the biggest plays for the Troy offense with 11 carries for 70 yards, including a pair of touchdowns.

### TEAM STATISTICS

	TROY	NEB
FIRST DOWNS	12	22
RUSHES-YARDS (NET)	34-143	48-187
PASSING YDS (NET)	110	177
Passes Att-Comp-Int	21-14-1	27-19-2
TOTAL OFFENSE PLAYS-YARDS	55-253	75-364
Fumble Returns-Yards	0-0	0-0
Punt Returns-Yards	3-65	0-0
Kickoff Returns-Yards	1-13	3-70
Interception Returns-Yards	2-10	1-0
Punts (Number-Avg)	5-53.8	5-41.6
Fumbles-Lost	3-1	4-1
Penalties-Yards	10-95	10-77
Possession Time	27:06	32:54
Third-Down Conversions	4 of 12	5 of 15
Fourth-Down Conversions	0 of 1	1 of 1
Red-Zone Scores-Chances	2-2	4-5
Sacks By: Number-Yards	3-23	3-19

**RUSHING: TROY-** B.J. Smith 11-70; Sawyer Smith 4-60; Jabir Daughtry-Frye 6-15; Kaleb Barker 8-12; Deondre Douglas 1--2; **TEAM** 4--12. **NEB-**Maurice Washington 14-92; Greg Bell 14-64; Devine Ozigbo 9-25; Andrew Bunch 10-5; JD Spielman 1-1.

**PASSING: TROY-** Kaleb Barker 14-21-1-110-0 **NEB-**Andrew Bunch 19-27-2-177-2

**RECEIVING: TROY-** Tray Eafford 4-33; Deondre Douglas 4-6; Sidney Davis 3-21; Jabir Daughtry-Frye 2-11; Damion Willis 1-39. **NEB-**JD Spielman 6-45; Stanley Morgan Jr. 5-64; Maurice Washington 3-14; Kurt Rafdal 1-26; Jack Stoll 1-9; Devine Ozigbo 1-7; Tyjon Lindsey 1-6; Greg Bell 1-6.

**INTERCEPTIONS: TROY-** Tyler Murray 1-6; Will Sunderland 1-4. **NEB-**Lamar Jackson 1-0

**FUMBLES: TROY-**TEAM 2-0; Cedarius Rookard 1-1 **NEB-**Andrew Bunch 3-0; Jack Stoll 1-1.

**TACKLES: TROY-**Tron Folsom 8-6. **NEB-**Will Honas 3-5.

## NO. 19 MICHIGAN 56, NEBRASKA 10

SCORE BY QUARTERS	1	2	3	4	FINAL
Nebraska	0	0	3	7	10
Michigan	20	19	10	7	56

### SCORING SUMMARY

QTR	TIME	TEAM	SCORE
1st	MICH 10:27		Mason 1 yd run (Nordin kick)
1st	MICH 08:58		Higdon 44 yd run (Nordin kick)
1st	MICH 03:09		Mason 4 yd run (kick failed)
2nd	MICH 14:11		Nordin 50 yd field goal
2nd	MICH 08:20		Gentry 5 yd pass from Patterson (Nordin kick)
2nd	MICH 05:25		Mason 1 yd run (Nordin kick)
2nd	MICH 04:03		TEAM safety
3rd	MICH 09:01		Peoples-Jones 60 yd punt return (Nordin kick)
3rd	NEB 05:23		Pickering 35 yd field goal
3rd	MICH 00:58		Nordin 38 yd field goal
4th	MICH 14:21		Bell 56 yd pass from McCaffrey (Nordin kick)
4th	NEB 04:14		Mazour 3 yd run (Pickering kick)

**Ann Arbor, Mich. (Sept. 22)** - Wyatt Mazour scored his first career touchdown in the fourth quarter and Barret Pickering added a field goal to account for Nebraska's scoring in a 56-10 setback at No. 19 Michigan.

The Wolverines (3-1, 1-0 Big Ten) scored early and often, building a 20-0 lead at the end of the first quarter that grew to 39-0 at the half. NU quarterback Adrian Martinez gave way to Andrew Bunch in the second half. Bunch led the Big Red on a pair of scoring drives, the first resulting in Pickering's 35-yard field goal with 5:23 left in the third quarter.

Nebraska's final scoring drive of the day was a seven-play, 80-yard drive that featured a 17-yard run and a 21-yard reception for Mazour that set up his three-yard touchdown blast with 4:14 left. NU's touchdown drive was preceded by a spectacular interception from Deontai Williams that gave the Big Red (0-3, 0-1 Big Ten) their lone turnover of the game.

Junior linebacker Mohamed Barry led the defense with 11 tackles, including a career-high three tackles for loss and his first career sack. Dicaprio Bootle added a career-best five breakups on the day.

For the game, Nebraska managed just 132 total yards, with 93 coming on 13-of-24 passing. The Huskers managed just 39 yards rushing on the afternoon. Stanley Morgan Jr. provided a bright spot for the Big Red offense by hauling in three receptions for 61 yards. JD Spielman led the Huskers with four receptions but totaled just five yards, while Tyjon Lindsey added two catches for 16 yards.

While the Nebraska offense struggled to find room to roam against the Wolverines, Michigan marched throughout the first half and finished with 491 yards of total offense, including 285 on the ground. Karan Higdon led the way for the Wolverine rushing attack with 136 yards on just 12 carries with one score. Fullback Ben Mason carried six times for 18 yards with three short touchdowns.

Quarterback Shea Patterson completed 15-of-22 passes for 120 yards for Michigan, before giving way to back-up quarterbacks Dylan McCaffrey and Brandon Peters in the second half.

### TEAM STATISTICS

	NEB	MICH
FIRST DOWNS	12	22
RUSHES-YARDS (NET)	30-39	45-285
PASSING YDS (NET)	93	206
Passes Att-Comp-Int	24-13-1	31-18-1
TOTAL OFFENSE PLAYS-YARDS	54-132	76-491
Fumble Returns-Yards	0-0	0-0
Punt Returns-Yards	2-3	4-84
Kickoff Returns-Yards	3-56	2-27
Interception Returns-Yards	1-0	1-0
Punts (Number-Avg)	9-44.7	3-59.3
Fumbles-Lost	1-1	2-0
Penalties-Yards	10-79	8-77
Possession Time	24:31	35:29
Third-Down Conversions	3 of 13	7 of 15
Fourth-Down Conversions	0 of 0	1 of 2
Red-Zone Scores-Chances	2-2	5-6
Sacks By: Number-Yards	1-9	4-39

**RUSHING:** MICH-Karan Higdon 12-136; Christian Turner 10-55; Tru Wilson 6-43; O'Maury Samuels 6-23; Dylan McCaffrey 2-23; Ben Mason 6-18; TEAM 2-4; Shea Patterson 1--9. **NEB**-Andrew Bunch 3-23; Wyatt Mazour 5-18; Devine Ozigbo 6-5; Greg Bell 6-3; Maurice Washington 3-2; Adrian Martinez 7-12

**PASSING:** MICH-Shea Patterson 15-22-0-120-1; Dylan McCaffrey 3-8-0-86-1; Brandon Peters 0-1-1-0-0. **NEB**-Adrian Martinez 7-15-1-22-0 Andrew Bunch 6-9-0-71-0

**RECEIVING:** MICH-Grant Perry 4-5; Zach Gentry 3-32; Sean McKeon 2-29; Nico Collins 2-28; Ronnie Bell 1-56; Jacob McCurry 1-15; Oliver Martin 1-15; Donovan Peoples-Jones 1-10; Tru Wilson 1-9; Karan Higdon 1-7; O'Maury Samuels 1-0. **NEB**-JD Spielman 4-5; Stanley Morgan Jr. 3-61; Tyjon Lindsey 2-16; Wyatt Mazour 1-21; Devine Ozigbo 1-5; Maurice Washington 1-4; Adrian Martinez 1-11

**INTERCEPTIONS:** MICH-Josh Metellus 1-0. **NEB**-Deontai Williams 1-0

**FUMBLES:** MICH-Team 1-0; O'Maury Samuels 1-0. **NEB**-Tyjon Lindsey 1-1

**TACKLES:** MICH-Devin Bush 6-0. **NEB**-Mohamed Barry 7-4

## PURDUE 42, NEBRASKA 28

SCORE BY QUARTERS	1	2	3	4	FINAL
Purdue	10	10	15	7	42
Nebraska	7	0	14	7	28

### SCORING SUMMARY

QTR	TIME	TEAM	SCORE
1st	NEB 11:20		Ozigbo 18 yd run (Pickering kick)
1st	PUR 07:57		Knox 42 yd run (Evans kick)
1st	PUR 03:40		Evans 31 yd field goal
2nd	PUR 12:51		Blough 1 yd run (Evans kick)
2nd	PUR 00:30		Evans 25 yd field goal
3rd	PUR 08:25		Hopkins 12 yd pass from Blough (Evans kick)
3rd	NEB 06:18		Spielman 21 yd pass from Martinez (Pickering kick)
3rd	PUR 03:24		Knox 6 yd run (Knox pass from Blough)
3rd	NEB 02:32		Spielman 21 yd pass from Martinez (Pickering kick)
4th	PUR 14:56		Jones 6 yd run (Evans kick)
4th	NEB 13:04		Ozigbo 23 yd run (Pickering kick)

**Lincoln (Sept. 29)** - Devine Ozigbo rushed for a career-high 170 yards on 17 carries with two touchdowns and Adrian Martinez put up his first career 300-yard passing game, but the Huskers fell to Purdue, 42-28.

Martinez accounted for 414 yards of total offense (323 passing, 91 rushing), as Nebraska racked up a season-high 582 yards of total offense as a team, outdistancing the Boilermakers' high-powered offense 582-516. He completed 25-of-42 passes with two touchdowns. In addition to the big days for Martinez and Ozigbo, JD Spielman hauled in 10 catches for 135 yards and a pair of 21-yard touchdown receptions.

David Blough led Purdue, completing 25-of-42 passes for 328 yards and one touchdown. Brycen Hopkins paced the Boilermakers with five catches for 103 yards, while Rondale Moore added eight grabs for 85 yards. D.J. Knox led the Purdue ground game with 87 yards and two touchdowns on 15 carries.

Nebraska started fast, winning the coin toss and marching 75 yards on 10 plays after the opening kickoff capped by Ozigbo's 18-yard TD run. Purdue answered quickly, going 71 yards on six plays, including a 42-yard touchdown run by Knox to tie the game. After NU's drive stalled, Purdue went 45 yards on five plays before Spencer Evans' 31-yard field goal gave Purdue a 10-7 lead.

Purdue extended the lead to 20-7 with 10 more points in the second quarter while silencing the Husker offense. The Boilermakers extended the margin to 27-7 early in the third quarter before Nebraska rallied.

After a 21-yard return by Wyatt Mazour and a penalty gave NU the ball at its 47, the Huskers went 53 yards in six plays, as Martinez found Spielman on a 21-yard TD pass to cut the margin to 27-14. But the Boilermakers responded with a 90-yard touchdown drive in eight plays that concluded with Knox's second touchdown run of the day - this time from six yards out - to push Purdue's lead back to 34-14.

The Big Red offense refused to quick. NU marched down the field, going 69 yards in three plays. Martinez hooked up with Spielman for another 21-yard touchdown pass to make it 35-21.

Nebraska's defense was in position to stop Purdue on the ensuing drive, forcing a 3rd-and-20 by the Boilermakers near midfield. But Purdue picked up a conversion after a costly Husker penalty. Purdue scored three plays later to make it 42-21.

Martinez and the offense kept attacking, flying 75 yards in just seven plays, capped by Ozigbo's second scoring run of the day, this time from 23 yards out to pull the Big Red within 42-28.

In the last 12 minutes, the Blackshirts produced four straight stops, but Martinez and the offense were unable to slice into the 14-point deficit.

### TEAM STATISTICS

	PUR	NEB
FIRST DOWNS	27	31
RUSHES-YARDS (NET)	37-188	39-259
PASSING YDS (NET)	328	323
Passes Att-Comp-Int	42-25-0	42-25-1
TOTAL OFFENSE PLAYS-YARDS	79-516	81-582
Fumble Returns-Yards	0-0	0-0
Punt Returns-Yards	1-6	1-0
Kickoff Returns-Yards	3-68	5-85
Interception Returns-Yards	1-7	0-0
Punts (Number-Avg)	7-41.3	5-40.2
Fumbles-Lost	0-0	1-0
Penalties-Yards	10-75	11-136
Possession Time	36:16	23:44
Third-Down Conversions	7 of 16	4 of 12
Fourth-Down Conversions	0 of 0	0 of 3
Red-Zone Scores-Chances	6-6	1-1
Sacks By: Number-Yards	2-11	1-2

**RUSHING:** PUR- D.J. Knox 15-87; Markell Jones 14-59; David Blough 7-38; Rondale Moore 1-4. **NEB**- Devine Ozigbo 17-170; Adrian Martinez 18-91; JD Spielman 1-3; Greg Bell 2-2; TEAM 1-minus 7

**PASSING:** PUR- David Blough 25-42-0-328-1 **NEB**-Adrian Martinez 25-42-1-323-2

**RECEIVING:** PUR- Rondale Moore 8-85; Brycen Hopkins 5-103; Isaac Zico 3-71 Jared Sparks 3-14; Alexander Horvath 2-28; D.J. Knox 2-21; Jackson Anthrop 2-6. **NEB**-JD Spielman 10-135; Stanley Morgan Jr. 4-69; Jack Stoll 4-51; Devine Ozigbo 2-28; Kade Warner 2-16; Jaron Woodyard 1-10; Kurt Rafdal 1-9; Greg Bell 1-5

**INTERCEPTIONS:** PUR- Simeon Smiley 1-7. **NEB**-None

**FUMBLES:** PUR-None. **NEB**-Team 1-0.

**TACKLES:** PUR-Navon Mosley 6-8. **NEB**-Mohamed Barry 5-6



# NO. 16 WISCONSIN 41, NEBRASKA 24

SCORE BY QUARTERS	1	2	3	4	FINAL
Nebraska	0	3	14	7	24
Wisconsin	3	17	14	7	41

## SCORING SUMMARY

QTR	TIME	TEAM	SCORE
1st	07:08	WIS	Gaglianone 30 yd field goal
2nd	12:58	WIS	Gaglianone 28 yd field goal
2nd	09:55	NEB	Pickering 31 yd field goal
2nd	06:51	WIS	Taylor 3 yd run (Gaglianone kick)
2nd	00:42	WIS	Ferguson 14 yd pass from Hornibrook (Gaglianone kick)
3rd	14:13	NEB	Spielman 75 yd pass from Martinez (Pickering kick)
3rd	11:04	WIS	Taylor 21 yd run (Gaglianone kick)
3rd	06:50	WIS	Deal 20 yd run (Gaglianone kick)
3rd	04:20	NEB	Stoll 12 yd pass from Martinez (Pickering kick)
4th	12:50	WIS	Taylor 88 yd run (Gaglianone kick)
4th	09:11	NEB	Martinez 7 yd run (Pickering kick)

**Madison, Wis. (Oct. 6)** - Adrian Martinez and JD Spielman produced record-setting performances, but the Huskers came up short in a 41-24 loss at No. 16 Wisconsin.

Martinez set school freshman marks for total offense (441) and passing yards (384), completing 24-of-42 passes and two touchdown strikes. He added 57 rushing yards. Spielman hauled in nine receptions for a school-record 209 yards, surpassing his 200-yard receiving game against Ohio State as a freshman last season.

Stanley Morgan Jr. just missed a 100-yard receiving game, hauling in a career-high-matching eight receptions for 93 yards, as Nebraska rolled up more than 500 yards of total offense.

However, Nebraska could not contain the Wisconsin running game, as the Badgers rolled up 370 yards on the ground on their way to 533 total yards. Jonathan Taylor led the Badgers with 221 rushing yards and three touchdowns on 24 carries. Alex Hornibrook added 163 passing yards on 13-of-24 passing for the Badgers.

Nebraska's defense bent but didn't break in a low-scoring first quarter, holding Wisconsin to just a field goal on its opening drive. The Badgers controlled the ball in the first quarter, but went to the second quarter with just a 3-0 lead.

Wisconsin added a second short Rafael Gaglianone field goal early in the second quarter to take a 6-0 lead, before Nebraska marched into scoring position on its next drive. The Huskers went 61 yards in 10 plays before Barret Pickering's 31-yard field goal cut the Badgers' lead in half.

Wisconsin answered with a six-play, 64-yard drive that was capped by Taylor's three-yard plunge to push the margin to 13-3. After a Husker drive stalled before the half, Wisconsin went 63 yards in six plays as Hornibrook's 14-yard pass to Jake Ferguson put UW up 20-3.

But Nebraska showed it was not going away quietly, as Martinez found Spielman on a 75-yard strike to pull NU within 20-10.

Taylor continued to carry the load for Wisconsin on its opening drive of the second half, rushing four times for 41 yards, including a 21-yard dash to push the UW lead back to 17 with 11:04 left in the third quarter.

The two teams exchanged touchdowns the rest of the way, as the Huskers played the Badgers even on the scoreboard in the second half and produced 64 more total offense yards than Wisconsin after halftime.

### TEAM STATISTICS

	NEB	WIS
FIRST DOWNS	26	26
RUSHES-YARDS (NET)	24-111	48-370
PASSING YDS (NET)	407	163
Passes Att-Comp-Int	44-26-0	24-13-0
TOTAL OFFENSE PLAYS-YARDS	68-518	72-533
Fumble Returns-Yards	0-0	0-0
Punt Returns-Yards	1-3	1-15
Kickoff Returns-Yards	2-35	3-90
Interception Returns-Yards	0-0	0-0
Punts (Number-Avg)	4-41.5	3-40.7
Fumbles-Lost	2-1	1-1
Penalties-Yards	10-100	5-50
Possession Time	24:27	35:33
Third-Down Conversions	3 of 10	6 of 12
Fourth-Down Conversions	0 of 2	1 of 1
Red-Zone Scores-Chances	3-3	5-5
Sacks By: Number-Yards	1-6	2-12

**RUSHING: WIS**-Jonathan Taylor 24-221; Taiwan Deal 10-74; Grant Groshek 9-73; Kendrick Pryor 1-5; Alec Ingold 1-3; Aron Cruickshank 1-1; **TEAM** 1--1 Alex Hornibrook 1--6. **NEB**-Adrian Martinez 13-57; Devine Ozigbo 5-29; Maurice Washington 5-27; Andrew Bunch 1--2.

**PASSING: WIS**-Alex Hornibrook 13-24-0-163-1. **NEB**-Adrian Martinez 24-42-0-384-2; Andrew Bunch 2-2-0-23-0.

**RECEIVING: WIS**-Jake Ferguson 4-47; AJ Taylor 3-60; Danny Davis 3-38; Garrett Groshek 2-10; Kendrick Pryor 1-8. **NEB**-JD Spielman 9-209; Stanley Morgan Jr. 8-93; Maurice Washington 4-53; Kurt Rafdal 1-18; Jack Stoll 1-12 Mike Williams 1-11; Kade Warner 1-6; Bryan Reimers 1-5.

**INTERCEPTIONS: WIS**-None. **NEB**-None

**FUMBLES: WIS**-Garrett Groshek 1-1. **NEB**-Adrian Martinez 2-1

**TACKLES: WIS**-Ryan Connelly 5-2. **NEB**-Mohamed Barry 1-7

# NORTHWESTERN 34, NEBRASKA 31 (OT)

SCORE BY QUARTERS	1	2	3	4	OT	FINAL
Nebraska	7	6	7	11	0	31
Northwestern	0	14	0	17	3	34

## SCORING SUMMARY

QTR	TIME	TEAM	SCORE
1st	13:32	NEB	Spielman 42 yd pass from Martinez (Pickering kick)
2nd	07:41	NU	Nagel 21 yd pass from Thorson (Luckenbaugh kick)
2nd	03:01	NU	Brown IV 10 yd fumble recovery (Luckenbaugh kick)
2nd	00:42	NEB	Devine Ozigbo 12 yd run (failed kick)
3rd	07:07	NEB	Devine Ozigbo 1 yd run (Pickering kick)
4th	13:40	NEB	M. Washington 3 yd run (Martinez rush)
4th	12:31	NU	Nagel 61 yd pass from Thorson (Luckenbaugh kick)
4th	05:41	NEB	Pickering 34 yd field goal
4th	02:27	NU	Luckenbaugh 31 yd field goal
4th	00:12	NU	Jefferson 5 yd pass from Thorson (Luckenbaugh kick)
OT	15:00	NU	Luckenbaugh 37 yd field goal

**Evanson, Ill. (Oct. 13)** - Drew Luckenbaugh made a 37-yard field goal in overtime, and Northwestern came from behind for a stunning 34-31 victory. Nebraska had leads of 28-14 and 31-21 in the fourth quarter, but Northwestern rallied late in regulation to force overtime and win its first home game in four attempts in 2018.

The Huskers had possession first in overtime, but on fourth-and-1 from the Northwestern 16-yard line, a fumbled shotgun snap resulted in a scrambling Adrian Martinez throwing a pass in the end zone that Northwestern's JR Pace intercepted.

Northwestern kept the ball on the ground for three plays to set up the field goal for Luckenbaugh, who drilled the game winner.

Martinez, completed 25 of 35 passes for 251 yards and one touchdown, while Devine Ozigbo ran 22 times for 169 yards to surpass 100 rushing yards in a game for the second time this season, as Nebraska finished with 231 rushing yards.

Down 10 points, Northwestern drove to the Nebraska 13-yard line before settling on a 31-yard field goal by Luckenbaugh to pull the Wildcats within seven points.

Luke Gifford fielded an onside kick at the Northwestern 47-yard line with 2:26 remaining. The Wildcats responded by using all three of their timeouts, as Nebraska ran the football three times and only took 15 seconds off the clock, but Isaac Armstrong pinned the Wildcats at their 1-yard line with 2:02 remaining.

Northwestern answered by covering all 99 yards, the key play a 32-yard completion from Clayton Thorson to Flynn Nagel to the Nebraska 32-yard line. Thorson tied the game with 12 seconds to play with a 5-yard touchdown pass to JJ Jefferson.

Trailing 14-13 at halftime, Antonio Reed's interception gave the Huskers a spark, as he snuffed out a Wildcat drive. NU responded with its longest scoring drive of the season, covering 97 yards in 15 plays, as Ozigbo scored from one yard out.

The Huskers seemingly took control, as Ozigbo and Maurice Washington gashed the Wildcat defense before Washington's first career TD and a two-point conversion by Martinez made it 28-14.

Northwestern answered quickly, as Thorson hit Nagel on a 61-yard TD pass to cut Nebraska's lead to 28-21. Thorson completed 41 of 65 passes for 455 yards, while Nagel hauled in 12 passes for 220 yards and two scores.

The Wildcats regained possession, but senior safety Tre Neal intercepted Thorson at the 50 and returned the ball to the Northwestern 36. That led to a 34-yard field goal by freshman Barret Pickering for a 31-21 lead with 5:41 left.

### TEAM STATISTICS

	NEB	NW
FIRST DOWNS	24	30
RUSHES-YARDS (NET)	47-231	23-32
PASSING YDS (NET)	251	455
Passes Att-Comp-Int	35-25-2	65-41-2
TOTAL OFFENSE PLAYS-YARDS	82-482	88-487
Fumble Returns-Yards	0-0	1-10
Punt Returns-Yards	1-19	0-0
Kickoff Returns-Yards	4-57	1-20
Interception Returns-Yards	2-14	2-0
Punts (Number-Avg)	5-45.8	5-39.4
Fumbles-Lost	3-1	0-0
Penalties-Yards	9-89	1-5
Possession Time	30:07	29:53
Third-Down Conversions	7 of 16	8 of 18
Fourth-Down Conversions	0 of 1	2 of 2
Red-Zone Scores-Chances	4-5	3-3
Sacks By: Number-Yards	2-13	1-7

**RUSHING: NW**-John Moten IV 7-23; Solomon Vault 12-16; Clayton Thorson 4--7. **NEB**-Devine Ozigbo 22-159; Adrian Martinez 13-37; Maurice Washington 9-32; JD Spielman 2-8; **TEAM** 1--5.

**PASSING: NW**-Clayton Thorson 41-64-2-455-3. **NEB**-Adrian Martinez 25-35-2-251-1

**RECEIVING: NW**-Flynn Nagel 12-220; Bennett Skowronek 6-73; JJ Jefferson 4-40; Cameron Green 4-21; Solomon Vault 4-3; John Moten IV 3-14; Riley Lees 2-23; Ramaud Chiaokhiao-Bowman 2-20; Chad Hanaoka 1-14; Berkeley Holman 1-11; Kyric McGowan 1-9; Charlie Fessler 1-7. **NEB**- JD Spielman 8-76; Devine Ozigbo 4-33; Mike Williams 3-41; Jack Stoll 3-40; Stanley Morgan Jr. 2-31; Maurice Washington 2-12; Kade Warner 2-11; Bryan Reimers 1-7.

**INTERCEPTIONS: WIS**-JR Pace 2-0. **NEB**-Tre Neal 1-14; Antonio Reed 1-0

**FUMBLES: NW**-None. **NEB**-Adrian Martinez 2-1; Jack Stoll 1-0.

**TACKLES: NW**-Samdup Miller 6-8. **NEB**-Aaron Williams 10-2

## NEBRASKA 53, MINNESOTA 28

SCORE BY QUARTERS	1	2	3	4	FINAL
Minnesota	0	8	14	6	28
Nebraska	14	14	8	17	53

### SCORING SUMMARY

QTR	TIME	TEAM	SCORE
1st	NEB 13:04		Ozigbo 40 yd run (Pickering kick)
1st	NEB 01:25		Ozigbo 59 yd run (Pickering kick)
2nd	NEB 11:40		Martinez 3 yd run (Pickering kick)
2nd	NEB 01:58		Spielman 9 yd pass from Martinez (Pickering kick)
2nd	MINN 00:52		Douglas 13 yd pass from Annexstad (Morse rush)
3rd	MINN 13:49		Ibrahim 1 yd run (Carpenter kick)
3rd	MINN 07:22		Green 4 yd run (Carpenter kick)
3rd	NEB 06:04		Morgan 35 yd pass from Martinez (Morgan pass from Martinez)
4th	NEB 07:53		Pickering 32 yd field goal
4th	NEB 05:19		Morgan 67 yd pass from Martinez (Pickering kick)
4th	MINN 04:14		Morgan 9 yd run (rush failed)
4th	NEB 01:57		Washington 3 yd run (Pickering kick)

**Lincoln (Oct. 20)** - Behind a season-best 659 yards of total offense, Nebraska broke into the victory column for the first time under Scott Frost with a 53-28 win over Minnesota.

The Husker attack rolled up 383 rushing yards with Devine Ozigbo (152), Adrian Martinez (125) and Maurice Washington (109) all cracking the 100-yard barrier, giving NU a trio of 100-yard rushers for the first time since 2010. Ozigbo set the tone early, scoring on runs of 40 and 59 yards to help the hosts build a 28-0 second quarter lead.

The 53 points scored by the Huskers were their most against a Big Ten foe since joining the conference and the most against any conference team since scoring 56 at Big 12 foe Kansas State on Nov. 15, 2008.

Martinez amassed more than 400 yards of total offense for the third time in six games to open his career, completing 25-of-29 passes for 276 yards and three touchdowns, including scoring strikes to JD Spielman and Stanley Morgan Jr. after Minnesota closed to within 28-22 midway through the third quarter.

While the offense shined, the defense stood strong against several Golden Gopher penetrations into the red zone. On the opening play of the fourth quarter, Minnesota tried to cut into Nebraska's 36-22 lead on 4th-and-Goal from the NU 3, but Dicaprio Bootle broke up Tanner Morgan's pass attempt to Chris Autman-Bell.

Then Martinez and the Husker offense went on a 14-play, 82-yard march that consumed 7:03 off the clock and culminated with Barret Pickering's 32-yard field to give Nebraska a 39-22 lead. After a kickoff return to the NU 13, the Blackshirts snuffed out another drive, as Dedrick Young picked off a Tanner Morgan pass.

NU would salt the game away three plays later, as Martinez found a wide-open Morgan on a 67-yard TD pass to put the game out of reach. Morgan hauled in 10 passes for 163 yards and two TDs, while Spielman added eight catches for 77 yards and a score.

Mohamed Barry led the Blackshirts with 11 tackles on the afternoon, while safety Tre Neal contributed 10 stops and senior linebacker Luke Gifford added nine. Young pitched in seven tackles to go along with his interception.

### TEAM STATISTICS

	MINN	NEB
FIRST DOWNS	22	28
RUSHES-YARDS (NET)	36-125	43-383
PASSING YDS (NET)	349	276
Passes Att-Comp-Int	36-20-1	30-25-0
TOTAL OFFENSE PLAYS-YARDS	72-474	73-659
Fumble Returns-Yards	0-0	0-0
Punt Returns-Yards	1-7	0-0
Kickoff Returns-Yards	5-158	2-32
Interception Returns-Yards	0-0	1-0
Punts (Number-Avg)	6-41.3	3-41.7
Fumbles-Lost	0-0	2-1
Penalties-Yards	8-80	6-43
Possession Time	30:58	29:02
Third-Down Conversions	5 of 14	8 of 12
Fourth-Down Conversions	1 of 3	0 of 0
Red-Zone Scores-Chances	4-6	4-4
Sacks By: Number-Yards	2-12	1-5

**RUSHING: MINN-** Mohamed Ibrahim 18-49; Tanner Morgan 4-35; Bryce Williams 5-18; Seth Green 5-17; Jonathan Femi-Cole 1-9; Zack Annexstad 3-3. **NEB-** Devine Ozigbo 12-152; Adrian Martinez 15-125; Maurice Washington 14-109; JD Spielman 1-2; TEAM 1--5

**PASSING: MINN-** Zack Annexstad 9-20-0-135-1; Tanner Morgan 11-16-1-214-0. **NEB-** Adrian Martinez 25-29-0-276-3; Maurice Washington 0-1-0-0-0.

**RECEIVING: MINN-** Tyler Johnson 11-184; Demetrius Douglas 3-31; Chris Autman-Bell 2-75; Rashod Bateman 2-15; Seth Green 1-31; Bryce Witham 1-13. **NEB-** Stanley Morgan Jr. 10-163; JD Spielman 8-77; Devine Ozigbo 3-25; Maurice Washington 2-1; Mike Williams 1-7; Kade Warner 1-3

**INTERCEPTIONS: MINN-** None. **NEB-** Dedrick Young 1-0

**FUMBLES: MINN-** None. **NEB-** Adrian Martinez 1-1; Maurice Washington 1-0.

**TACKLES: MINN-** Blake Cashman 5-6. **NEB-** Mohamed Barry 5-6

## NEBRASKA 45, BETHUNE-COOKMAN 9

SCORE BY QUARTERS	1	2	3	4	FINAL
Bethune-Cookman	3	0	0	6	9
Nebraska	28	10	0	7	45

### SCORING SUMMARY

QTR	TIME	TEAM	SCORE
1st	NEB 12:37		Ozigbo 14 yd run (Pickering kick)
1st	NEB 10:47		Spielman 77 yd punt return (Pickering kick)
1st	BCU 08:28		Hernandez 28 yd field goal
1st	NEB 06:08		Morgan 3 yd pass from Martinez (Pickering kick)
1st	NEB 02:55		Morgan 27 yd pass from Martinez (Pickering kick)
2nd	NEB 05:02		M. Washington 8 yd run (Pickering kick)
2nd	NEB 00:12		Pickering 29 yd field goal
4th	NEB 13:39		Vedral 20 yd run (Pickering kick)
4th	BCU 00:00		Adams 5 yd run (No PAT)

**Lincoln (Oct. 27)** - Adrian Martinez completed 15-of-22 passes for 213 yards and two touchdowns in a half of action, JD Spielman returned a punt for 77 yards for a touchdown, and Nebraska built an early lead en route to a 45-9 victory over Bethune-Cookman on Saturday.

A Memorial Stadium crowd of 88,735 saw Nebraska improve to 12-0 all-time against FCS foes in a make-up game for the season opener against Akron that was canceled because of severe weather.

Nebraska built a 28-3 lead after one quarter and led 38-3 at halftime, its biggest halftime lead since 2012, while giving many of its reserves extensive action in the second half.

With Nebraska already ahead 7-0 after a touchdown on its opening possession, Spielman returned his punt for a touchdown, the longest punt return by a Husker since De'Mornay Pierson-El returned one 80 yards against Iowa in 2014.

Stanley Morgan Jr. then caught first-quarter touchdowns of 3 and 27 yards to give Nebraska a 28-3 lead. He caught seven passes for 82 yards, all in the first half.

Nebraska eventually built a 38-3 halftime cushion after a Maurice Washington touchdown run and a 29-yard field goal by Barret Pickering.

Noah Vedral saw his first action of the season beginning in the second half. He had a 20-yard rush for a touchdown and completed two passes for 29 yards.

Senior running back Devine Ozigbo rushed 11 times for 110 yards, including a 14-yard touchdown to begin the game. Ozigbo did not play in the second half. It marked the fourth time in the past five games he has topped 100 yards, and his seventh career 100-yard rushing game.

Punter Isaac Armstrong had a 73-yard punt in the third quarter, tying for the seventh-longest punt in school history. It was the longest punt by a Husker since Alex Henry had a 76-yard punt at Virginia Tech in 2009.

Safety Deontai Williams had two takeaways, recovering a fumble in the second quarter and picking off a BCU pass in the third quarter. Nebraska forced three turnovers, a season high, as defensive lineman Peyton Newell had an interception in the second quarter, the first of his career.

### TEAM STATISTICS

	BCU	NEB
FIRST DOWNS	16	23
RUSHES-YARDS (NET)	40-141	33-226
PASSING YDS (NET)	214	242
Passes Att-Comp-Int	30-13-2	31-17-2
TOTAL OFFENSE PLAYS-YARDS	70-355	64-468
Fumble Returns-Yards	0-0	1-5
Punt Returns-Yards	0-0	1-77
Kickoff Returns-Yards	2-37	0-0
Interception Returns-Yards	2-23	2-0
Punts (Number-Avg)	7-37.1	3-57.3
Fumbles-Lost	1-1	2-0
Penalties-Yards	6-34	5-35
Possession Time	35:40	24:20
Third-Down Conversions	7 of 16	5 of 10
Fourth-Down Conversions	0 of 0	0 of 0
Sacks By: Number-Yards	4-29	4-42

**RUSHING: BCU-** Alfred Adams 4-41; Tupac Isme 5-33; Trevor Gear 4-22; Jimmie Robinson 3-20; Isaac Washington 6-18; Le'Derrien Wilson 5-17; Jabari Dunham 2-0; David Israel 11--10. **NEB-** Devine Ozigbo 11-110; Wyatt Mazour 5-55; Maurice Washington 6-48; Noah Vedral 7-13; Miles Jones 1-5; Mikale Wilbon 1-2; Adrian Martinez 2--7

**PASSING: BCU-** David Israel 12-27-2-196-0; Jabari Dunham 1-3-0-18-0. **NEB-** Adrian Martinez 15-22-1-213-2; Noah Vedral 2-9-1-29-0.

**RECEIVING: BCU-** Keavon Mitchell 6-48; Steffon Francois 3-105; Jimmie Robinson 1-26; Tyrese Spain 1-18; Jonathon Thomas 1-11; Malique Jackson 1-6. **NEB-** Stanley Morgan Jr. 7-82; JD Spielman 5-72; Jack Stoll 1-37; Miles Jones 1-21; Austin Allen 1-13; Bryan Reimers 1-9; Katerian Legrone 1-8

**INTERCEPTIONS: BCU-** Tydarius Peters 1-5; Donald Johnston 1-8. **NEB-** Deontai Williams 1-0; Peyton Newell 1-0

**FUMBLES: BCU-** Jonathon Thomas 1-1. **NEB-** Noah Vedral 1-0; JD Spielman 1-0

**TACKLES: BCU-** Tydarius Peters 6-1. **NEB-** Mohamed Barry 7-4