

NEBRASKA

2018 FOOTBALL GAME NOTES



NEBRASKA (0-6, 0-4) vs. MINNESOTA (3-3, 0-3)

SATURDAY, OCT. 20, 2018 • 2:30 P.M. CT • LINCOLN, NEB.
MEMORIAL STADIUM • CAPACITY: 85,458 • SURFACE: FIELDTURF



THIS WEEK'S MATCHUP

Nebraska begins a stretch of four home games in five weeks on Saturday afternoon when the Huskers play host to Minnesota at Memorial Stadium. The Big Ten West Division matchup is scheduled for a 2:30 p.m. kickoff with the game televised on BTN. The contest can also be heard on the IMG Husker Sports Network.

Nebraska heads into the contest looking for its first win of 2018 following a 34-31 overtime loss at Northwestern on Saturday. Nebraska took a two-touchdown lead early in the fourth quarter, but saw the Wildcats storm back to defeat the Huskers on an overtime field goal. The Nebraska offense was productive again, rolling up better than 480 yards for the third straight game.

Minnesota will come to Lincoln with a 3-3 overall record and an 0-3 mark in the Big Ten Conference. The Gophers were victorious in each of their three non-conference games before dropping their three Big Ten games, including a 30-14 loss at Ohio State last Saturday. The Gophers have leaned on a strong defense in the first half of the season, allowing 354.2 yards per game to rank fifth in the Big Ten. Minnesota Coach P.J. Fleck is in his second season at the helm of the Gopher program.

THIS WEEK'S NUMBERS

100

Sophomore receiver JD Spielman is five receptions from becoming the 12th Husker with 100 career receptions. Spielman would be the first Husker to reach that milestone before his junior season. Spielman has 27 receptions over the past three games.

2

Nebraska freshman quarterback Adrian Martinez is one of two players in the country averaging 225 passing yards and 50 rushing yards per game, joining Oklahoma quarterback Kyler Murray.

150

Running back Devine Ozigbo has topped 150 rushing yards in two of the past three games. Ozigbo had 159 yards and two touchdowns at Northwestern, two weeks after a career-high 170 yards against Purdue.

2018 NEBRASKA FOOTBALL SCHEDULE

Sept. 1	Akron	canceled	FOX	Storms push back opening of '18 season
Sept. 8	Colorado	L, 33-28	ABC	NU rushes for 329 yards, 565 total offense
Sept. 15	Troy	L, 24-19	BTN	Husker defense limits Troy to 243 yards
Sept. 22	@ #19 Michigan	L, 56-10	FS1	NU falls in Frost's Big Ten debut
Sept. 29	Purdue	L, 42-28	BTN	Ozigbo career-high 170 yards rushing
Oct. 6	@ #16 Wisconsin	L, 41-24	BTN	Martinez 441 total off; Spielman 209 receiving
Oct. 13	@ Northwestern	L, 34-31 (OT)	ABC	Ozigbo 159 rushing yards; Gifford 4 TFL
Oct. 20	Minnesota	2:30 p.m.	BTN	Minnesota leads, 32-24-2
Oct. 27	Bethune-Cookman	TBA	TBA	Replaces Akron on 2018 schedule
Nov. 3	@ Ohio State	TBA	TBA	Ohio State leads, 5-1
Nov. 10	Illinois	TBA	TBA	Nebraska leads, 11-3-1
Nov. 17	Michigan State	TBA	TBA	Nebraska leads, 8-2
Nov. 23	@ Iowa	11 a.m.	FOX	Nebraska leads, 29-16-3

All times Central

THE TEAMS



- 2018 Record: 0-6, 0-4
- Last Game: lost to Northwestern, 34-31
- AP/Coaches Rank: NR



- 2018 Record: 3-3, 0-3
- Last Game: lost to Ohio St., 30-14
- AP/Coaches Rank: NR

THE COACHES



Scott Frost

- 1st Season at Nebraska
- 0-6 Nebraska Record
- 3rd Career Season
- 19-13 Career Record
- 1st Meeting with Minnesota



P.J. Fleck

- 2nd Year at Minnesota
- 8-10 at Minnesota
- 6th Career Season
- 38-32 Career Record
- 1-0 vs. Nebraska

THE SERIES

- All-Time Series: Minnesota leads, 32-24-1
- In Lincoln: Nebraska leads, 11-9
- Last Meeting: UM, 54-21 (11/10/17)
- Win Streak: Minnesota, 1 game

TV INFORMATION



BTN

- Play-by-Play: Kevin Kugler
- Analyst: James Laurinaitis
- Sidelines: Lisa Byington

RADIO INFORMATION



- Play-by-Play: Greg Sharpe
- Analysis: Matt Davison
- Sidelines: Ben McLaughlin
- XM Simulcast: 195
- Sirius Simulcast: 94

ONLINE/MOBILE RADIO

- Huskers.com (free)
- Official Nebraska Huskers App (free)
- TuneIn.com (free)

NEBRASKA COMMUNICATIONS

One Memorial Stadium
P.O. Box 880123
Lincoln, NE 68588-0123
(402) 472-2263
sportsinfo@huskers.com
Shipping Address: 600 Stadium Drive

FOOTBALL CONTACTS

Credential Requests..... Huskers.com/Media

Assistant A.D./Communications... Keith Mann
Phone.....402-472-0237
E-Mail.....kmann@huskers.com

Sr. Assoc. Comm. Director . Shamus McKnight
Phone.....402-472-7772
E-Mail.....smcknight@huskers.com

Associate Director..... Matt Smith
Phone.....402-472-7780
E-Mail.....msmith@huskers.com

Admin. Associate (Credentials) .. Vicki Capazo
Phone.....402-472-2263
E-Mail.....vcapazo@huskers.com

Huskers.com • @Huskers

GENERAL MEDIA POLICIES

All player and coach interviews must be arranged at least one day in advance through the Nebraska Communications Office. Contact Keith Mann, Shamus McKnight, Matt Smith or Erica Nett. All post-practice interviews will be conducted at the practice site. Interviews will not be conducted in the weight room, Student Life Complex, training room, hallways or the tunnel leading from the locker room to the field. The Nebraska locker room, training room and football office meeting rooms are **OFF-LIMITS** to the media. When arriving for post-practice interviews, media should come to the Hawks Championship Center, or outside Memorial Stadium as instructed.

Requested players are available (depending on class schedules) at the Monday press conferences (11:30 a.m.-1 p.m.) and after practice on the field on Tuesday and Wednesday. Student-athlete cell phone numbers will **NOT** be given to the media, and media should not contact or message student-athletes directly through social media platforms.

PRACTICES ARE CLOSED to the media and to the general public during the season.

After all games, Nebraska's **LOCKER ROOM IS CLOSED**. Head Coach Scott Frost and requested players will be brought to the postgame interview room after a 10-minute cooling off period. At home, the postgame interview room is located in the strength complex of the Osborne Athletic Complex. Media are asked to wait to set up equipment until the conclusion of halftime. On the road, Coach Frost and requested players will be brought to the designated interview area. Please note, **NO INTERVIEWS** will be conducted on the field as the players are returning to the locker room.

NEBRASKA MEDIA INFORMATION & POLICIES

COACH AND PLAYER AVAILABILITY

MONDAY

Nebraska Weekly Press Conference

Selected players will be available in the West Stadium Level 6 at Memorial Stadium at 11:30 a.m. CT. The press conference will be available free at Huskers.com. Coach Frost will follow the players and conclude the press conference beginning at 12:30 p.m. CT.

TUESDAY

Defensive assistant coaches and requested players will be available following practice.

Big Ten Teleconference (Scott Frost - 11:24 a.m. CT)

To participate on the teleconference, media members should call 1-866-392-7674. Contact the Big Ten Conference Office for the weekly passcode. The calls will be available for playback approximately two hours after each conference at www.bigten.org.

- 11:00 a.m. – Chris Ash, Rutgers
- 11:08 a.m. – Jim Harbaugh, Michigan
- 11:16 a.m. – Paul Chryst, Wisconsin
- **11:24 A.M. – SCOTT FROST, NEBRASKA**
- 11:32 a.m. – Mark Dantonio, Michigan State
- 11:40 a.m. – Kirk Ferentz, Iowa
- 11:48 a.m. – P.J. Fleck, Minnesota
- 11:56 a.m. – Pat Fitzgerald, Northwestern
- 12:04 p.m. – Lovie Smith, Illinois
- 12:12 p.m. – Matt Canada, Maryland
- 12:20 p.m. – Jeff Brohm, Purdue
- 12:28 p.m. – James Franklin, Penn State
- 12:36 p.m. – Urban Meyer, Ohio State
- 12:44 p.m. – Tom Allen, Indiana

WEDNESDAY

Offensive assistant coaches and a limited number of requested players will be available after practice.

THURSDAY

Coach Frost will available after practice.

FRIDAY

No Media Availability.

FROST PHONE INTERVIEWS

Media wishing to try to arrange a phone interview may contact Keith Mann for availability. Please contact the Communications Office as far in advance as possible.

PLAYER PHONE INTERVIEWS

Out-of-town media requesting phone interviews with players should contact Keith Mann or Shamus McKnight with those requests, preferably on Sundays, but no later than 10 a.m. CT on Monday of game week. Other than rare exceptions, these interviews will take place only during the Monday press conference window or the Tuesday or Wednesday post-practice player availability.

NEBRASKA FOOTBALL HEAD SHOTS

Action photos and/or a flash drive of Nebraska head shots may be obtained by calling or e-mailing the Nebraska Communications Office.

HUSKERS.COM

Huskers.com is the official site of Nebraska Athletics and includes updated stats, game notes, depth chart and extensive quotes and audio and video clips from Nebraska's Monday press conference, including Coach Frost and selected players in the afternoon.

CREDENTIALS

Media may make credential requests for home games on-line at Huskers.com/media. Follow the steps on the web site to complete the application. You will receive an e-mail confirming your application, and approval/denial e-mail. Contact Vicki Capazo at (402) 472-2263

with questions. Once again this season, photo ID will be required to gain access to the stadium on game day and the name on your photo ID and credential must match. Single-game credentials will not be mailed and must be picked up on game day at media will call. Single-game parking passes will be mailed to media.

TELECONFERENCE/SATELLITE FEED/FTP

For video of Nebraska's press conferences contact the Communications Office. All of Coach Frost's press conferences are available live on Huskers.com. Several players will precede Frost at the press conference.

MEDIA GUIDE AND ON-LINE

PDF versions of the 2018 Nebraska media guide and all-sport record book are available on Huskers.com. Please go to the "Football" page and click on "Media Guide" link under the "More" tab on the menu bar.

THE BANK OF THE WEST NEBRASKA FOOTBALL SHOW

The Nebraska Football television show will air on several affiliates throughout the 2018 season. The stations and times are as follows:

- KOLN/KGIN-Lincoln (Sunday, 10:35 p.m.)
- KNPL-North Platte (Sunday, 10:35 p.m.)
- KMTV-Omaha (Sunday, 11 p.m.)
- Fox Sports Midwest-Monday, 1 p.m.

The N-Side Nebraska

show will follow the half-hour football show and feature all 24 of Nebraska's sports, including football during the fall.

IMG HUSKER SPORTS RADIO NETWORK

The Husker IMG Sports Network will continue the strong tradition of broadcasting excellence in 2018, as it brings NU football to fans across the nation and the world.

In the state of Nebraska, KXSP (590 AM and KEZO (92.3 FM) serve as the Omaha affiliates. KLIN (1400 AM) along with KFGE (98.1 FM) remain the Lincoln affiliates, while KRVN (880 AM) is a powerful central Nebraska affiliate that reaches around the state. All radio broadcasts are available live on Huskers.com, the Official Husker App, TuneIn.com, the TuneIn Radio App and SiriusXM Satellite Radio.

2018 NEBRASKA STATIONS

- Ainsworth, KBRB-AM: 1400
- Alliance, KCOW-AM: 1400
- Beatrice, KWBE-AM: 1450
- Broken Bow, KBBN-FM: 95.3
- Chadron, KCSR-AM: 610
- Columbus, KJSK-AM: 900
- Columbus, KLIR-FM: 101.1
- Cozad, KAMI-AM: 1580
- Fairbury, KGMT-AM: 1310
- Fairbury, KUTT-FM: 99.5
- Falls City, KTNK-AM: 1230
- Fremont, KFMT-FM: 105.5
- Grand Island, KRGI-AM: 1430
- Grand Island, KRGT-FM: 97.3
- Hastings, KHAS-AM: 1230
- Hastings, KLIQ-FM: 94.5
- Hiawatha, KS, KLZA-FM: 101.3
- Holdrege, KUVR-AM: 1380
- Holdrege, KMTY-FM: 97.7
- Imperial, KADL-FM: 102.9
- Kearney, KGFV-AM: 1340
- Kearney, KQKY-FM: 105.9
- Lexington, KRVN-AM: 880
- Lincoln, KLIN-AM: 1400
- Lincoln, KFGE-FM: 98.1
- McCook, KSWN-FM: 93.9
- McCook, KZMC-FM: 102.1
- Nebraska City, KNCY-AM: 1600
- Nebraska City, KBIE-FM: 103.1
- Norfolk, KNEN-FM: 94.7
- North Platte, KODY-AM: 1240
- Ogallala, KZTL-FM: 93.5
- Omaha, KXSP-AM: 590
- Omaha, KEZO-FM (Z-92): 92.3
- Rapid City, SD, KTOQ-AM: 1340
- Scottsbluff, KNEB-AM: 960
- Scottsbluff, KNEB-FM: 94.1
- Sidney, KSID-AM: 1340
- Sidney, KSID-FM: 98.7
- Sioux City, IA KSEZ-FM: 97.9
- Sioux Falls, SD KSOO-FM: 99.1
- Superior, KRFS-AM: 1600
- Superior, KRFS-FM: 103.9
- Valentine, KVSH-AM: 940
- West Point, KTIC-AM: 840
- West Point, KTIC-FM: 98.3
- Yankton, SD KKYA-FM: 93.1
- York, KAWL-AM: 1370
- Winner, SD, KWYR-AM: 1260

WEEKLY MEDIA CALENDAR: NEBRASKA VS. MINNESOTA (OCT. 15-20)

MONDAY, OCT. 15	TUESDAY, OCT. 16	WEDNESDAY, OCT. 17	THURSDAY, OCT. 18	FRIDAY, OCT. 19	SATURDAY, OCT. 20
PRACTICE 10:45 a.m.-12:30 p.m. NO MEDIA ACCESS	PRACTICE 10:50 a.m. - 12:50 a.m. <i>Available after practice:</i> • Defensive Coaches • Requested Players	PRACTICE 8:25 - 10:25 a.m. <i>Available after practice:</i> • Offensive Coaches • Requested Players	PRACTICE 9:10 - 10:45 a.m. <i>Available after practice:</i> • Coach Frost	PRACTICE Morning practice at Memorial Stadium NO MEDIA ACCESS	GAME DAY Nebraska vs. Minnesota 2:40 p.m. (BTN)
PRESS CONFERENCE 1:30 p.m. - Coach Frost Players-1:10-1:30, after 1:30			NEBRASKA FOOTBALL RADIO HOUR (HSN) 7 p.m. - Ryan Held		POST-GAME Post-game interview area: • Scott Frost • Requested players

NEBRASKA-MINNESOTA SERIES

Games: 58

Standing: Minnesota leads, 32-24-2

At Lincoln: Nebraska leads, 11-9

At Memorial Stadium: Nebraska leads, 10-8

Current win streak (start): UM, one game (2017)

MEETINGS AS BIG TEN OPPONENTS

DATE	SITE	NU/UM	RANK	RES.	SCORE
10/22/2011	Minneapolis	13/	W		41-14
11/17/2012	Lincoln	16/	W		38-14
10/26/2013	Minneapolis	/	L		23-34
11/22/2014	Lincoln	21/	L		24-28
10/17/2015	Minneapolis	/	W		48-25
11/12/2016	Lincoln	21/	W		24-17
11/11/2017	Minneapolis	/	L		21-54

Series scoring

	Total	Average
Nebraska	1,029	17.7
Minnesota	1,003	17.3

- Nebraska has played Minnesota more than any other Big Ten opponent. The series has featured 58 all-time meetings, including 51 prior to Nebraska joining the Big Ten in 2011.
- Nebraska and Minnesota played 19 straight seasons between 1934 and 1952 and met for eight straight seasons between 1967 and 1974.
- Nebraska won 16 straight games in the series between 1963 and 2012, before a Minnesota win in 2013.

OFFENSE HOPES TO SUSTAIN MOMENTUM AGAINST GOPHERS

Head Coach Scott Frost and his staff oversaw one of the nation's most potent offenses at UCF in 2017. Nebraska has shown an improved offense in 2018, with the ability to be explosive.

Nebraska opened the year with 565 yards of total offense against Colorado. Nebraska had back-to-back 500-yard games in Big Ten play, including a season-high 582 yards against Purdue and 518 yards at No. 16 Wisconsin.

- Nebraska averages 440.5 yards of total offense per game to rank fifth in the Big Ten.
- The consecutive 500-yard games against Purdue and Wisconsin marks the first time NU has had back-to-back 500-yard outputs in Big Ten games. It is the first time NU has had consecutive 500-yard games in conference play since the final two Big 12 games in 2007.
- The 565 yards against Colorado in the opener marked the first 500-yard total offense game for the Huskers since posting 556 yards at Northwestern in 2016.
- The total offense output against Colorado was the best at the time by Nebraska in 35 games, dating back to a 610-yard effort against Southern Miss in 2015.

HUSKER PASSING GAME STRESSING OPPOSING DEFENSES

Nebraska has featured a high-powered passing attack over the past three games. The Huskers threw for 323 yards against Purdue, had a season-high 407 passing yards at Wisconsin before also topping 250 yards at Northwestern.

- Nebraska's consecutive 300-yard passing games were its first since doing so against Minnesota and Penn State in 2017.
- The Huskers are averaging 247.8 passing yards per game to rank seventh in the Big Ten.

NU LOOKS TO FIND SUCCESS IN THE RUNNING GAME

Nebraska churned out 329 rushing yards in the opener against Colorado, and has shown the ability to feature a strong rushing attack this season.

- Nebraska had 231 rushing yards at Northwestern, marking the fourth time in 2018 the Huskers topped 180 rushing yards. NU is averaging 192.7 rushing yards per game to rank sixth in the Big Ten.
- The rushing total against Colorado bettered Nebraska's season highs from 2017. In fact, the Huskers had 243 rushing yards by halftime, surpassing last year's single-game high of 225 yards against Arkansas State.
- The 329 rushing yards were Nebraska's most yards on the ground since rushing for 458 yards against Illinois in 2014.
- Nebraska surpassed 300 yards on the ground for the first time since rushing for 310 yards at Northwestern on Sept. 24, 2016.
- Nebraska had a pair of 100-yard rushers against Colorado. That marked the first time Nebraska had a pair of 100-yard rushers in the same game since a 2014 win over Illinois.
- Nebraska has added two more 100-yard games, with Devine Ozigbo topping 150 yards against both Purdue and Northwestern.
- Ozigbo's career-high 170 rushing yards against Purdue were the most by a Husker in a Big Ten game since Ameer Abdullah had 225 rushing yards against Rutgers in 2014.

RUSHING BATTLE OFTEN HOLDS THE KEY TO SUCCESS

The ability to win the running game battle has long been key to victory for the Huskers. Nebraska has four losses this season—Colorado, Troy, Purdue and Northwestern—while controlling the run game, which is a rarity.

- Before the Colorado loss, Nebraska had won 15 consecutive games when holding an advantage in rushing yards.
- Scott Frost is 11-5 in his coaching career when his team out-rushes the opponent.
- Nebraska has won 28 of its last 31 games when holding the opponent to fewer than 100 yards rushing, dating back to 2009. Northwestern was held to just 32 rushing yards in the Huskers' overtime loss last Saturday.
- Frost and staff are 6-3 over the past three seasons when holding the opponent to under 100 rushing yards.

BIG TEN STANDINGS



WEST DIVISION

Place	Team	Overall	Big Ten
1.	Northwestern	3-3	3-1
2.	Wisconsin	4-2	2-1
	Iowa	5-1	2-1
	Purdue	3-3	2-1
5.	Illinois	3-3	1-2
6.	Minnesota	3-3	0-3
7.	Nebraska	0-6	0-4

EAST DIVISION

Place	Team	Overall	Big Ten
1.	Ohio State	7-0	4-0
	Michigan	6-1	4-0
3.	Maryland	4-2	2-1
	Michigan State	4-2	2-1
5.	Penn State	4-2	1-2
6.	Indiana	4-3	1-3
7.	Rutgers	1-6	0-4

PLAYER OF THE WEEK NOMINEES

GAME	OFF.	DEF.	SPEC.	FROSH
COLO	--	--	--	---
TROY	--	--	--	--
MICH	--	--	--	--
PUR	--	--	--	--
WIS	--	--	--	Martinez
NW	--	--	--	--
MINN				
BCU				
OSU				
ILL				
MSU				
IOWA				

Bold indicates winner

2018 HUKER HONORS

FREEDOM AKINMOLADUN, SR., DL

- AFCA Good Works Team (1 of 11 in FBS)

CALEB LIGHTBOURN, JR., P

- Ray Guy Award Watch List (1 of 27)

STANLEY MORGAN JR., SR., WR

- Biletnikoff Award Watch List (1 of 50)

JD SPIELMAN, SO., WR

- Hornung Award Watch List (1 of 43)
- Biletnikoff Award Watch List (1 of 50)

JACK STOLL, SO., TE

- Mackey Award Watch List (1 of 64)

LAST TIME OUT

NORTHWESTERN 34, NEBRASKA 31 (OT)

Team Stats	NU	NW
First Downs	24	30
Rushes-Yards	47-231	23-32
Passes	25-35-2	41-65-2
Passing Yards	251	455
Total Offense	482	487
3rd Downs	7-of-16	8-of-18
Turnovers	3	2
Penalties	9-89	1-5
Time of Possession	30:07	29:53

NU Rushing Leaders

Devine Ozigbo—2 carries, 159 yards, 2 TD
Adrian Martinez—13 carries, 37 yards
Maurice Washington—9 carries, 32 yards, TD

NU Passing Leader

Adrian Martinez—25-35-2, 251 yards, TD

NU Receiving Leaders

JD Spielman—8 catches, 76 yards, TD
Devine Ozigbo—4 catches, 33 yards
Mike Williams—3 catches, 41 yards
Jack Stoll—3 catches, 40 yards

NU Defensive Leaders

Aaron Williams—10 UT, 2 AT, 12 total tackles
Luke Gifford—7 tackles, sack, 4 TFL, 2 hurries
Antonio Reed—6 tackles, interception

NOTING GAME 6

- Nebraska lost to Northwestern in overtime for the second straight year, following a 31-24 overtime loss last year in Lincoln. The Huskers dropped their fourth straight overtime game.
- The loss ended a four-game win streak by the visiting team in the Nebraska-Northwestern series.
- Senior running back Devine Ozigbo rushed 22 times for 159 yards and two touchdowns. Ozigbo topped 100 rushing yards for the second time this season, also including a career-high 170 yards against Purdue. It marked Ozigbo's second two-touchdown game of the 2018 season (Purdue) and his third career game with two rushing touchdowns.
- Sophomore receiver JD Spielman caught eight passes for 76 yards, including a 42-yard touchdown on the game's opening drive. Spielman's touchdown was his sixth receiving touchdown of the 2018 season.
- Senior linebacker Luke Gifford had a career-high four tackles for loss, increasing his team-leading season total to 10 TFLs.
- Freshman running back Maurice Washington scored his first career touchdown with a three-yard TD run in the fourth quarter.
- Senior safety Antonio Reed recorded his second career interception in the third quarter. His other interception came against Rutgers in 2017.
- Senior safety Aaron Williams had 12 tackles, tying his career high (also had 12 tackles vs. Oregon in 2017). It was the third double-figure tackle game of Williams' career.
- Nebraska's 15-play, 97-yard drive that consumed 5:43 in the third quarter was its longest drive of the season in terms of yards, plays and times.

RECORD-SETTING RECEIVING DUO CONTINUES TO SHINE

In 2017, Stanley Morgan Jr. and JD Spielman combined for 1,816 receiving yards, the highest two-player total in Husker history.

Morgan set an NU record with 986 receiving yards in 2017. Spielman added 830 receiving yards, a total that ranked seventh in school history and was the most ever by a Husker freshman.

The pair of game-breakers is once again helping provide an explosive offense for Nebraska in 2018.

- In six games in 2018, the duo has combined for 67 receptions for 930 yards and seven touchdowns. Those totals put them just ahead of their combined pace in the 2017 season.

TOP RECEIVING DUOS IN NU HISTORY

YEAR	PLAYERS	YARDS
2017	Stanley Morgan Jr. (986)* JD Spielman (830)*	1,816
2008	Nate Swift (941) Todd Peterson (786)	1,727
2015	Jordan Westerkamp (918)* Brandon Reilly (754)*	1,672
2014	Kenny Bell (788) Jordan Westerkamp (747)	1,535
2007	Maurice Purify (814) Marlon Lucky (705)	1,519

*both players returned the next season

B1G RECEIVING DUO

Spielman and Morgan were at their best in conference play in 2017. Spielman and Morgan ranked first and second, respectively, in the Big Ten last season in receiving yards per play in conference play.

Spielman led the league with 88.1 receiving yards per game in conference-only games, while Morgan averaged 85.9 yards per game in league play. They were the only returning Big Ten players who averaged at least 59 receiving yards per game in Big Ten play last season.

- Both Spielman and Morgan are back among the league leaders in 2018. Spielman ranks third in the league in receiving yards in all game and is second in Big Ten games at 106.3 yards per game.
- Morgan ranks 10th in the conference in receiving yards per game.

MORGAN AIMS TO BE NEBRASKA'S ALL-TIME LEADING RECEIVER

After setting a school record with 986 receiving yards in 2017, Stanley Morgan Jr. is challenging to become Nebraska's all-time leading receiver this fall.

Morgan has 146 career receptions, which ranks fourth on NU's all-time list. Morgan needs 35 receptions to tie Kenny Bell (181) atop the Husker chart. Morgan has 2,136 career receiving yards to rank fifth on Nebraska's all-time list. Morgan needs 553 yards to tie Bell (2,689) for the most receiving yards in program history.

The New Orleans native put himself in position to challenge Nebraska's all-time records thanks to a breakout junior season, when he earned All-Big Ten accolades. Morgan caught 61 passes for 986 yards and 10 touchdowns in 2017.

- Morgan set Nebraska records with 986 receiving yards and five 100-yard receiving games in 2017, while ranking third in school history in touchdown receptions (10) and fifth in catches (61).
- He led the Big Ten and ranked 14th nationally in receiving yards per game (89.6) in 2017.
- Morgan led all Big Ten wide receivers and ranked 16th nationally in touchdown catches with his 10 touchdown grabs. He led the Big Ten with five 100-yard receiving games in 2017.
- Morgan posted 185 receiving yards at No. 13 Penn State, the third-highest total in school history.
- Morgan has a streak of 32 consecutive games with a reception, the fourth-longest streak in Husker history. He had a streak of having at least three catches in 17 straight games end with two catches at Northwestern.
- Morgan surpassed 2,000 career receiving yards against Purdue and added 93 receiving yards at Wisconsin on a career-high tying eight catches.

MORGAN ON NU'S CAREER CHARTS

CATEGORY	TOTAL	RANK	RECORD
100-Yard Games	5	4th	10
Receiving Yards	2,136	5th	2,689
TD Catches	16	5th	25
Receptions	146	4th	181

NEBRASKA CAREER RECEPTIONS

RK	PLAYER, YEARS	RECEPTIONS
1.	Kenny Bell, 2011-14	181
2.	Jordan Westerkamp, 2013-16	167
3.	Nate Swift, 2005-08	166
4.	Stanley Morgan Jr., 2015-present	146
5.	Johnny Rodgers, 1970-72	143
--		
10.	Niles Paul, 2007-10	103
11.	De'Mornay Pierson-El, 2014-17	100
12.	JD Spielman, 2017-present	95

NEBRASKA CAREER RECEIVING YARDS

RK	PLAYER, YEARS	YARDS
1.	Kenny Bell, 2011-14	2,689
2.	Johnny Rodgers, 1970-72	2,479
3.	Nate Swift, 2005-08	2,476
4.	Jordan Westerkamp, 2013-16	2,474
5.	Stanley Morgan Jr., 2015-pres.	2,136
6.	Terrence Nunn, 2004-07	1,762
7.	Todd Peterson, 2005-08	1,602
8.	Niles Paul, 2007-10	1,532
9.	Quincy Enunwa, 2010-13	1,526
10.	Matt Davison, 1997-2000	1,456
11.	Maurice Purify, 2006-07	1,444
12.	Marlon Lucky, 2005-08	1,379
13.	JD Spielman, 2017-present	1,367

SPIELMAN BUILDING ON

FRESHMAN ALL-AMERICA SEASON

JD Spielman emerged in 2017 as one of the nation's most explosive freshmen, en route to freshman All-America accolades.

After six games in 2018, Spielman is well on his way to topping his receiving numbers from the 2017 campaign, and challenging NU season records.

Spielman was named a freshman All-American in 2017 by both USA Today and the Football Writers Association of America and was a third-team coaches' All-Big Ten pick. He also made the Big Ten Network's All-Freshman team as both a wide receiver and kickoff returner.

He hauled in 55 receptions for 830 yards as a redshirt freshman in 2017, both of which were Nebraska freshman records. He also totaled 669 kickoff return yards to finish with 1,572 all-purpose yards, the most by a freshman in school history.

Spielman has had a productive first half of the 2018 season. He leads Nebraska in receptions (40), receiving yards (537) and receiving touchdowns (6), putting him on pace to challenge school records in each of those categories.

- Spielman had a record-setting night against No. 16 Wisconsin. He hauled in nine passes for 209 yards and a touchdown. The 209 yards were a Nebraska single-game record, surpassing Spielman's own record of 200 yards last season against Ohio State.
- Spielman's effort at Wisconsin was his fourth career 100-yard game and his second straight. A week earlier he caught 10 passes for 135 yards and two touchdowns against Purdue. That was the first multiple TD reception game of his career.
- Spielman is just the second player in school history to surpass 130 receiving yards in back-to-back games. He joins Frosty Anderson who topped 130 yards in back-to-back 1973 non-conference games against Wisconsin and Minnesota.
- Spielman has surged up the receiving yardage charts in the past two weeks. Spielman eclipsed 1,000 career receiving yards against Purdue, reaching the milestone in 15 games, fewer than any player in NU history. He now sits in 13th place on the career receiving list with 1,367 yards and he is just 89 yards from the top 10 on the career receiving yardage list.
- Spielman's 42-yard touchdown reception at Northwestern marked the eighth career play of 40 yards or longer for Spielman. He has three kickoff returns of that length, four receptions and one rush. Spielman has produced Nebraska's two longest plays from scrimmage this season, a 75-yard touchdown at Wisconsin and a 57-yard TD catch against Colorado. He has eight receptions of at least 20 yards this season.
- Spielman's 10-catch effort against Purdue marked his second career double-figure receptions effort (11 vs. Ohio State, 2017). He joins Marlon Lucky as the only players in NU history with two double-digit catch games.
- Spielman has 95 career receptions and is just five catches from joining the Nebraska 100-catch club. He would be the first player to reach that milestone before his junior season.
- Spielman led all FBS freshmen in receiving yards (830) in 2017. Spielman also ranked second among all freshmen nationally in kickoff return yards (669) and catches per game (5.0). Among all FBS players, Spielman ranked 13th nationally in all-purpose yards.
- Spielman led the Big Ten in kickoff return yards and kick return average and was third in all-purpose yards and receiving yards per game.
- Spielman had 11 catches for a then-school-record 200 yards against No. 9 Ohio State. Spielman's 11 catches were the most ever by a Husker freshman and ranked third overall in program history.

2017 FBS FRESHMAN LEADERS

RECEIVING YARDS PER GAME

RK	PLAYER, SCHOOL	RECEIVING YPG
1.	JD Spielman, Nebraska	75.5
2.	Justin Hall, Ball State	66.8
3.	McLane Mannix, Nevada	64.8

RECEIVING YARDS

RK	PLAYER, SCHOOL	YARDS
1.	JD Spielman, Nebraska	830
2.	Tyler Vaughns, USC	809
3.	Ceedee Lamb, Oklahoma	803

Note: Spielman played 11 games, while Vaughns & Lamb played 14 games

ALL-PURPOSE YARDS

RK	PLAYER, SCHOOL	ATT.	YDS
1.	Jonathan Taylor, Wisconsin	307	2,072
2.	AJ Dillon, Boston College	300	1,589
3.	JD Spielman, Nebraska	92	1,572

FRESHMAN QB MARTINEZ BRINGS DUAL THREAT TO HUSKER OFFENSE

True freshman Adrian Martinez has shown the ability to be a perfect fit in Coach Scott Frost's high-powered offense. Martinez has excelled in the past three weeks, topping 400 yards of total offense in consecutive Big Ten games and throwing for better than 250 yards in Nebraska's three most recent games.

Against Purdue on Sept. 29, Martinez threw for 323 yards and two touchdowns, while adding 91 rushing yards. His 414 yards of total offense set a then-record for true freshman passing and total yards.

A week later at Wisconsin, Martinez set a higher bar. He threw for a Nebraska freshman record 384 yards and two touchdowns and accounted for a freshman record 441 yards of total offense.

- Martinez already ranks second in Nebraska history with two games of more than 400 yards of total offense.
- Martinez ranks second nationally among FBS freshmen in total offensive yards per game at 291.4 per contest. The average also ranks second in the Big Ten and 19th nationally.
- Martinez's 441 yards of total offense against Wisconsin not only set a school freshman record, but it also ranked fourth on the overall single-game chart. His 414 yards of total offense against Purdue ranks 11th in school history.
- Martinez ranks fourth nationally among FBS freshmen in passing yards per game (233.4). He has thrown for more than 250 yards each of the past three weeks.
- Martinez had a memorable first start against Colorado. He rushed 15 times for 117 yards and two touchdowns, including a 41-yard run in the first quarter. He also passed for 187 yards and one touchdown.
- Martinez became the first true freshman quarterback in Nebraska history to start a season opener. He was just the second freshman quarterback to start an opener, joining Taylor Martinez who started as a redshirt freshman in 2010.
- Martinez joined Tommie Frazier (1992) and Cody Green (2009) as the only true freshmen to start at quarterback in Husker history.

2018 OFFENSE GAME-BY-GAME

RUSHING

GAME	ATT.	YDS.	TD	LONG
COLO	54	329	3	45
TROY	48	187	0	29
MICH	30	39	1	23
PUR	39	259	2	35
WIS	24	111	1	28
NW	47	231	3	37
MINN				
BCU				
OSU				
ILL				
MSU				
IOWA				

PASSING

GAME	PASSES	YDS.	TD	LONG	SACKS
COLO	19-29-1	236	1	57	2-12
TROY	19-27-2	177	2	33	3-23
MICH	13-24-1	93	0	32	4-39
PUR	25-42-1	323	2	33	2-11
WIS	26-44-0	407	2	75	2-12
NW	25-35-2	251	1	42	1-7
MINN					
BCU					
OSU					
ILL					
MSU					
IOWA					

2018 DEFENSE GAME-BY-GAME

RUSHING DEFENSE

GAME	ATT.	YDS.	TD	LONG
COLO	35	44	1	16
TROY	34	143	2	57
MICH	45	285	4	46
PUR	37	188	4	42
WIS	48	370	4	88
NW	23	32	0	8
MINN				
BCU				
OSU				
ILL				
MSU				
IOWA				

PASSING DEFENSE

GAME	PASSES	YDS.	TD	LONG	SACKS
COLO	33-50-0	351	3	40	7-43
TROY	14-21-1	110	0	39	3-19
MICH	18-31-1	206	2	56	1-9
PUR	25-42-0	328	1	51	1-2
WIS	13-24-0	163	1	26	1-6
NW	41-65-2	455	3	61	2-13
MINN					
BCU					
OSU					
ILL					
MSU					
IOWA					

SACKS/TFL

GAME	SACKS	YARDS	TFL	YARDS
COLO	7	43	14	59
TROY	3	19	7	26
MICH	1	9	5	23
PUR	1	2	5	19
WIS	1	6	1	6
NW	2	13	6	26
MINN				
BCU				
OSU				
ILL				
MSU				
IOWA				



Nebraska has a long-standing tradition of being one of the leading programs in putting players into the National Football League.

Twenty-five Huskers are currently on NFL rosters, including 18 on active 53-man rosters, with another four players on NFL practice squads and three players on injured reserve.

The group is led by four-time All-Pro and five-time Pro Bowl selection Ndamukong Suh who is in his first season with the Los Angeles Rams. Linebacker Lavonte David is a captain of the Tampa Bay Buccaneers and has more than 750 tackles in six NFL seasons. David is a three-time All-Pro.

- Nebraska has had more than 400 players see action in the National Football League.
- At least one Husker has been selected in 56 consecutive NFL Drafts, the fifth-longest streak in NFL history.
- Two or more Huskers were taken in every NFL Draft from 1963 to 2016, the longest such streak in Draft history.
- A former Husker has appeared on a Super Bowl roster for 25 consecutive years, the longest streak in the nation.
- Since 1997, Nebraska ranks second in the Big Ten Conference with 90 NFL draftees.

Chris Jones, Arizona Cardinals, PS
Sam Koch, Baltimore Ravens
Alex Lewis, Baltimore Ravens
Stanley Jean-Baptiste, Baltimore Ravens, IR
Prince Amukamara, Chicago Bears
Cethan Carter, Cincinnati Bengals, IR
Maliek Collins, Dallas Cowboys
Randy Gregory, Dallas Cowboys
Brett Maher, Dallas Cowboys
Andy Janovich, Denver Broncos, Team Captain
Ameer Abdullah, Detroit Lions
Matt Slauson, Indianapolis Colts
Niles Paul, Jacksonville Jaguars
Tanner Lee, Jacksonville Jaguars, PS
Ndamukong Suh, Los Angeles Rams
Rex Burkhead, New England Patriots
Vincent Valentine, New England Patriots, PS
Nick Gates, New York Giants, IR
Quincy Enunwa, New York Jets, Captain
Spencer Long, New York Jets
Brent Qvale, New York Jets
Nathan Gerry, Philadelphia Eagles
Lavonte David, Tampa Bay Buccaneers
Will Compton, Tennessee Titans
Joshua Kalu, Tennessee Titans, PS

- The 117 rushing yards by Martinez against Colorado were the most rushing yards by a Nebraska quarterback since Tommy Armstrong Jr. rushed for 132 yards at Northwestern in 2016. It marked the most rushing yards for a quarterback in a season opener since Taylor Martinez ran for 135 yards against Chattanooga in 2011.
- The 41-yard touchdown run by Martinez against Colorado was the longest rush by a Husker quarterback since Armstrong had a 42-yard run against McNeese State in 2014.

TOP FRESHMAN TOTAL OFFENSE GAMES IN NEBRASKA HISTORY

DATE	PLAYER, OPPONENT	YARDS
10-6-18	Adrian Martinez, at Wisconsin	441
10-23-10	Taylor Martinez, at Oklahoma State	435
9-29-18	Adrian Martinez, vs. Purdue	414
10-7-10	Taylor Martinez, at Kansas State	369
9-29-18	Adrian Martinez, vs. Colorado	302

CLEAN SLATE AT QUARTERBACK

Nebraska's roster features four quarterbacks, none of whom had ever taken a snap for the Huskers before the 2018 season. Among the four quarterbacks, only a pair of transfers - sophomore Andrew Bunch (Scottsdale CC) and sophomore Noah Vedral (UCF) - had taken a snap at the collegiate level. Vedral is the only quarterback on the roster who had appeared in an FBS game, but he has not played in 2018. Vedral received a waiver on Friday, Oct. 12 to have immediate eligibility to participate in 2018.

- This year marked the first time since 1972 - Bob Devaney's final year - that the Huskers opened a season without a single quarterback who had ever taken a snap at Nebraska. In that 1972 season, Dave Humm emerged as the starter and threw for 2,259 yards, which at the time was both a Nebraska and Big Eight Conference record. Humm was a freshman on the Husker roster in 1971, but freshmen were ineligible at the time per NCAA rules.
- True freshman starter Adrian Martinez missed all of his senior season in 2017 due to injury. Before the Sept. 8 opener with Colorado, he last played in a game on Nov. 25, 2016, for Clovis High School in the semifinals of the Central Section CIF Division I Championships.
- For the third time in four seasons, Scott Frost's offense is being run by a quarterback who had never taken a snap at the FBS level prior to the start of the season. That group includes Adrian Martinez and Andrew Bunch this season, true freshman McKenzie Milton at UCF in 2016 and FCS transfer Vernon Adams Jr. at Oregon in 2015.
- Frost has been an offensive play-caller for three quarterbacks in his career, and each of those quarterbacks have been among the most efficient passers in NCAA history. Heisman Trophy winner Marcus Mariota led the nation in pass efficiency in 2015 with the 11th-best mark in NCAA history. The next year, first-year starter Vernon Adams led the nation in pass

efficiency with the 16th-best mark in NCAA history. McKenzie Milton emerged as the starter in the third game of his true freshman season at UCF in 2016 and in his first year as the full-time starter, Milton ranked second nationally in pass efficiency in 2017 with the No. 16 mark in NCAA history.

- Quarterbacks coach Mario Verduzco has guided four quarterbacks to conference newcomer-of-the-year accolades in the past 17 seasons.

OZIGBO POWERING NEBRASKA RUSHING ATTACK

Senior running back Devine Ozigbo has become the workhorse in the Nebraska running game over the past three weeks. Ozigbo has produced the top two rushing days of his career, including a career-high 170 yards against Purdue and 159 yards at Northwestern.

- Ozigbo ran for two touchdowns against Northwestern, marking his second multi-TD game of 2018 and the third of his career.
- Ozigbo is one of only five players in the Big Ten with two or more 100-yard rushing days in league play. He ranks seventh in the Big Ten in rushing yards per game in league games.
- Ozigbo is averaging an impressive 6.1 yards per carry on the season, including 7.3 yards per tote in Big Ten play. Against Northwestern, Ozigbo had five rushes of better than 10 yards.
- Ozigbo's recent surge has him in position to challenge for Nebraska's 2,000-yard career rushing club. Ozigbo enters the Minnesota game with 1,562 career rushing yards to rank 38th in school history.

DEFENSE LOOKS TO KEEP PRESSURE ON OPPOSING QBs

The Nebraska defense has shown signs of an improved pass rush and run defense in 2018.

- Nebraska recorded seven sacks for 43 yards against Colorado. The seven sacks were the most for the Huskers since also recording seven at Michigan in 2013—a span of 56 games. The last time Nebraska had more than seven sacks was in the 2009 Big 12 title game against Texas, when the Huskers had nine sacks.
- Nebraska had two sacks last week at Northwestern and has 15 sacks in six games. The defense has surpassed its 2017 team sack total of 14 sacks for 85 yards.
- Helped by the seven sacks, Nebraska limited Colorado to 44 rushing yards, including just 12 first-half rushing yards. The 44 yards rushing were, at the time, the fewest by a Nebraska opponent since Maryland rushed for 11 yards in 2016. The Huskers held Northwestern to an opponent season-low 32 rushing yards on Saturday, with the Wildcats' longest run just eight yards.

BARRY & GIFFORD LEADING HUSKER LINEBACKING CORPS

Junior Mohamed Barry and senior Luke Gifford have been the catalysts of a productive linebacking corps. Barry has posted three double-figure tackle games and leads the Huskers with 53 tackles, while ranking second on the team with six tackles for loss.

A fifth-year senior and captain, Gifford is fourth on the team with 34 tackles. He leads the Huskers with 4.5 sacks and 10 tackles for loss. Gifford had a career-best four tackles for loss, including a sack, last week at Northwestern.

Four-year starter Dedrick Young joins Barry at the other inside linebacker spot, while fourth-year junior Tyrin Ferguson lines up opposite Gifford on the outside.

- Barry opened the year with a career-high 12 tackles against Colorado, and had 11 tackles against both Michigan and Purdue. He had a career-high three tackles for loss and his first career sack at Michigan.
- As a group, the Huskers' four starting linebackers combined for 42 tackles, 2.5 sacks and seven tackles for loss against Colorado.
- Gifford had 11 tackles, 1.5 sacks and two tackles for loss against Colorado. Last week at Northwestern he had seven tackles, four tackles for loss, a sack and two hurries.
- The four starting linebackers represent four of Nebraska's nine leading tacklers. The group has accounted for 24 of the team's 40 tackles for loss and 6.5 of the Huskers' 15 sacks.

YOUNG CLIMBING NU TACKLE LIST

Senior linebacker Dedrick Young II continues to climb NU's career tackles chart. He moved into the top 20 on the NU career tackle list with a seven-tackle performance at Wisconsin. He has 237 career tackles to tie for 18th on the Husker tackle list, leaving him just 19 tackles shy of the career top 10.

Young entered 2018 with 201 career tackles, nearly 70 more than any other Husker. That total marked the fourth-highest total ever for a Nebraska player entering his senior season.

- Young is the 35th Husker to record 200 career tackles and was just the fourth to reach the mark prior to his senior season.
- Young needs 39 tackles to crack the top five on the career tackle list. Young has averaged 67 tackles per season over his first three years.
- Young is looking to become the first player in school history to total at least 60 tackles all four seasons. He set a Nebraska true freshman record with 61 tackles in 2015, added 60 stops as a sophomore in 2016 and totaled 80 tackles as a junior in 2017. He has 36 tackles through six games in 2018.

BOOTLE BATTLING OPPOSING RECEIVERS

Sophomore cornerback Dicaprio Bootle was the first Husker defensive back to be awarded a Blackshirt this season. Through six games, Bootle has shown his ability to be a top-flight corner, recording a team-leading 10 pass breakups.

- Bootle had five pass breakups at Michigan, tying for the most by a Nebraska player in a Big Ten Conference game.
- Bootle's five PBU vs. Michigan tied for the third-most in a single game in NU history and was the first time a Husker had five PBU since Stanley Jean-Baptiste also had five at Northwestern in 2012.
- His 10 pass breakups this year are four more than 2017 team leader Joshua Kalu who finished with six PBU. Bootle is just three breakups shy of the top 10 on the Husker season breakup chart.
- His 1.7 passes defended per game is tied for ninth in the nation and is second in the Big Ten.

NEBRASKA ADDS GAME WITH BETHUNE-COOKMAN TO FINALIZE 2018 SCHEDULE

Nebraska added a game against Bethune-Cookman University on Oct. 27 at Memorial Stadium to fill an opening on the 2018 football schedule. The contest replaced the Huskers' Sept. 1 game against Akron which was canceled due to severe storms in Lincoln.

Bethune-Cookman plays in the Football Championship Subdivision and owns a 4-3 record in 2018. The Wildcats compete in the Mid-Eastern Athletic Conference and posted a 6-2 record in league play in 2017. Coach Terry Sims is in his fourth season guiding the BCU program.

- With the addition of the game against Bethune-Cookman, Nebraska will play 12 consecutive weeks and will not have a bye. The 2018 season will mark the first time in school history Nebraska has played 12 consecutive weeks.

FOUR SENIORS SELECTED AS 2018 TEAM CAPTAINS

Four Husker seniors are serving as captains for the 2018 season. On offense, the captains are OG Jerald Foster and WR Stanley Morgan Jr. Representing the defense are NT Mick Stoltenberg and LB Luke Gifford.

2018 NEBRASKA TEAM CAPTAINS

- Jerald Foster, Sr., OG, Lincoln, Neb.
- Stanley Morgan Jr., Sr., WR, New Orleans, La.
- Luke Gifford, Sr., LB, Lincoln, Neb.
- Mick Stoltenberg, Sr., NT, Gretna, Neb.

- This marks the second straight season Nebraska has had three Nebraska natives as captains. Prior to last season Nebraska had not had three homegrown captains since 2001.
- This marks the 13th straight season at least one native Nebraskan has been elected as a captain.
- Foster and Gifford were teammates at Lincoln Southeast High School. This marks the first time high school teammates have served as captains in the same year since Jerry Tagge and Jim Anderson in 1971. Tagge and Anderson both went to high school at Green Bay West in Wisconsin. Foster and Gifford are the first pair on in-state high school teammates to serve as captains together.

HUSKER HIGHLIGHTS

1

Nebraska football is the only team in any sport in NCAA history to boast 100 athletic All-Americans and 100 academic All-Americans.

3

Three Huskers have won the Heisman Trophy, all since 1972. Johnny Rodgers won in 1972, Mike Rozier in 1983 and Eric Crouch in 2001.

5

Nebraska ranks fifth in NCAA history with 893 all-time victories. The Huskers are one of only 10 teams with 800 all-time wins.

5

Nebraska has won five national titles: 1970, 1971, 1994, 1995 and 1997. The Huskers have won the second-most national titles of any school in the country since 1970.

9

Nebraska ranks ninth nationally with a total of 24 former players and coaches (18 players, six coaches) who have been enshrined in the College Football Hall of Fame.

25

Nebraska leads the nation with a former Husker on a Super Bowl roster for 25 consecutive years.

46

The Huskers have won 46 conference titles in program history, the most in NCAA history. This includes 33 perfect conference seasons and 27 unbeaten seasons.

53

Nebraska ranks third in NCAA history with 53 all-time bowl appearances. The Huskers are one of only five teams to appear in 50 bowl games.

56

Nebraska has had at least one player selected in each of the past 56 NFL Drafts. Only four schools have a longer NFL Draft streak.

108

Nebraska football has totaled 108 CoSIDA Academic All-Americans, the most of any team in any sport in NCAA history.

333

Across all sports, the University of Nebraska has totaled a nation-leading 333 CoSIDA Academic All-Americans, 75 more than any other school.

365

Memorial Stadium has been sold out for an NCAA-record 365 consecutive games dating back to Nov. 3, 1962 (includes Minnesota).

CHARTING THE HUSKERS

ALL-TIME WINS

RK.	SCHOOL	WINS
1.	Michigan	949
2.	Ohio State	905
3.	Texas	904
4.	Alabama	898
5.	NEBRASKA	893
	Notre Dame	893

CONFERENCE TITLES

RK.	SCHOOL	TITLES
1.	NEBRASKA	46
	Oklahoma	46
3.	Michigan	42

AP NATIONAL TITLES

RK.	SCHOOL	TITLES
1.	Alabama	11
2.	Notre Dame	8
3.	Oklahoma	7
4.	Miami	5
	Ohio State	5
	USC	5
7.	NEBRASKA	4

COACHES POLL NATIONAL TITLES

RK.	SCHOOL	TITLES
1.	Alabama	10
2.	Oklahoma	6
3.	USC	5
4.	NEBRASKA	4

NATIONAL TITLES SINCE 1970

RK.	SCHOOL	TITLES
1.	Alabama	11
2.	NEBRASKA	5
	Miami	5

ALL-TIME BOWL APPEARANCES

RK.	SCHOOL	BOWLS
1.	Alabama	63
2.	Texas	54
3.	NEBRASKA	53

HEISMAN TROPHY WINNERS

RK.	SCHOOL	WINNERS
1.	Notre Dame	7
	Ohio State	7
3.	Oklahoma	6
	USC	6
5.	NEBRASKA	3

NFL DRAFT PICKS

RK.	SCHOOL	PICKS
1.	USC	506
2.	Notre Dame	499
3.	Ohio State	444
4.	Oklahoma	385
5.	Michigan	364
6.	NEBRASKA	359

• Foster is serving as a captain for the second straight season, and becomes just the 11th two-time team captain in NU history. This marks the sixth straight season an offensive lineman has served as a captain.

FROST IN FIRST SEASON

Scott Frost is in his first season as Nebraska's head coach in 2018. Frost is in his third season overall as a head coach, and owns a 19-13 career record as a head coach.

• Frost was the consensus 2017 national coach of the year after leading UCF to a 13-0 season. UCF was the only FBS unbeaten team in 2017.

• In Orlando, Frost led the greatest two-year turnaround in college football history. He inherited an 0-12 team and led the Knights to a bowl game in his first season in 2016. That set the stage for Frost to become the first coach in FBS history to turn a winless team into an undefeated team in just two years.

• Frost brought all nine of his UCF assistant coaches with him to Lincoln. Barrett Ruud also followed Frost to Lincoln after serving as a quality control administrator with the Knights. Ruud was promoted to inside linebackers coach in January, when the NCAA permitted schools to add a 10th assistant coach.

• Before becoming UCF's head coach in 2016, Frost spent seven seasons at Oregon (2009-15) and two years at Northern Iowa (2007-08). Included in those stops were stints as the Ducks' offensive coordinator from 2013 to 2015 and as the Panthers' defensive coordinator in 2008.

• Frost has been a proven winner in his coaching career. In 12 seasons as a full-time assistant or head coach, Frost's teams have posted a 122-31 record, averaging more than 11 wins per season. Frost has been a part of seven conference championship teams in his 11 seasons and has twice coached in the national championship game.

• Frost's teams have been ranked in the top 15 in 10 of his 11 seasons, including eight top-10 final rankings and six top-five final rankings.

• A Nebraska native, Frost is the fifth Husker player to return to Nebraska as head coach. His staff also features former Husker players Greg Austin (2003-06), Ryan Held (1993-96) and Barrett Ruud (2001-04).

FORMER HUSKERS WHO RETURNED TO BE NEBRASKA'S HEAD COACH

NAME	PLAYED	COACHED
Glenn Presnell	1925-27	1942
A.J. Lewandowski	1928-29	1943-44
Bernie Masterson	1931-33	1946-48
Frank Solich	1963-65	1998-2003
Scott Frost	1996-97	2018

COACHING AT THEIR ALMA MATER

COACH	SCHOOL
John Bonamego	Central Michigan
Troy Calhoun	Air Force
Paul Chryst	Wisconsin
Pat Fitzgerald	Northwestern
Scott Frost	Nebraska
Mike Gundy	Oklahoma State
Jim Harbaugh	Michigan
Bryan Harsin	Boise State
Kliff Kingsbury	Texas Tech
Tim Lester	Western Michigan
Matt Luke	Ole Miss
Mike Neu	Ball State
Barry Odom	Missouri
Mark Richt	Miami
Nick Rolovich	Hawaii
Scott Satterfield	Appalachian State
David Shaw	Stanford
Kalani Sitake	BYU
Kirby Smart	Georgia
Jonathan Smith	Oregon State
Jeff Tedford	Fresno State
Matt Wells	Utah State

FROST HAS PLAYED FOR & COACHED WITH THE BEST

Throughout both his playing and coaching career, Scott Frost has had the opportunity to learn from some of the game's best coaches.

• Frost played for three Hall of Fame coaches in his career, and he has coached with Chip Kelly, who has been both the college football coach of the year and the NFL coach of the year.

NATIONAL COACHES OF THE YEAR FROST HAS PLAYED FOR OR COACHED WITH

- Bill Belichick, New York Jets
- Chip Kelly, Oregon Ducks
- Bill Parcells, New York Jets
- Tom Osborne, Nebraska Cornhuskers
- Mike Tomlin, Tampa Bay Buccaneers
- Bill Walsh, Stanford Cardinal

STAFF HAS FAMILIAR, FRESH FACES

All 11 members of Nebraska's coaching staff are in their first season with the Huskers. None of the 11 had ever been a full-time coach at Nebraska before, but the staff still has plenty of Husker ties.

Head Coach Scott Frost played for Nebraska from 1995 to 1997 and served as a graduate assistant coach during the Huskers' preparations for the 2002 Independence Bowl. Running backs coach Ryan Held also played for Nebraska (1993-96) and was an undergraduate coach on Nebraska's 1997 national championship team. Barrett Ruud (2001-04) and Greg Austin (2003-06) are also former Huskers, although neither had ever coached at Nebraska prior to this season.

The fresh faces on staff are seven assistants who are Nebraska newcomers: defensive coordinator Erik Chinander, offensive coordinator Troy Walters, special teams coordinator and outside linebackers coach Jovan Dewitt, tight ends coach Sean Beckton, defensive line coach Mike Dawson, defensive backs coach Travis Fisher and quarterbacks coach Mario Verduzco.

365

Consecutive Sellouts

108

Academic All-Americans

50

9-Win Seasons

46

Conference Titles

NEBRASKA FOOTBALL NCAA RECORDS

Although all 11 members of the staff are coaching in the Big Ten for the first time this fall, the staff boasts plenty of big-time experience. The staff owns a collective 25 years of coaching experience at nine different Power Five programs. Austin, Chinander and Dawson also spent a combined five seasons coaching in the National Football League.

FORMER HUSKERS ON 2018 STAFF

- Scott Frost, Head Coach (1995-97)
- Greg Austin, Assistant Coach (2003-06)
- Ryan Held, Assistant Coach (1993-96)
- Barrett Ruud, Assistant Coach (2001-04)

STAFF FEATURES TOP COACHES

Nebraska Head Coach Scott Frost, the 2017 conference, regional and national coach of the year, brought a top-notch staff with him to Lincoln as each of his assistant coaches and his head strength coach followed Frost to Nebraska.

- Frost was the consensus choice for the 2017 national coach of the year, after he led UCF to a 13-0 record as the nation's only undefeated team. Frost was named the 2017 national coach of the year by eight different organizations.
- Frost, Alabama's Nick Saban and Wisconsin's Paul Chryst are the only coaches to be a semifinalist for the George Munger Coach-of-the-Year Award in both 2016 and 2017.
- Defensive coordinator Erik Chinander was one of 40 nominees for the 2016 Broyles Award, when he helped UCF rank in the top 10 nationally in four defensive categories.
- Offensive coordinator Troy Walters was one of five finalists for the 2017 Broyles Award after helping UCF lead the nation in scoring and rank fifth in total offense.
- Zach Duval was named the 2017 National Strength & Conditioning Coach of the Year.

STAFF AIMS FOR ANOTHER OFFENSIVE TURNAROUND

Nebraska is putting together an improved offensive attack in Frost's first season. Frost and his staff orchestrated the greatest two-year offensive turnaround in NCAA history at Central Florida.

- Nebraska rolled up 565 total yards against Colorado, the best by a Husker team in 35 games. NU topped that total with 582 yards of offense against Purdue. Nebraska posted a third 500-yard game at then-16th-ranked Wisconsin.
- In two seasons in Orlando, Frost and his offensive staff helped UCF improve by an average of more than 27 points per game and by more than 270 yards of total offense per game.
- The staff inherited a UCF offense that ranked 125th nationally in scoring and 127th in total offense in 2015. Two years later, the Knights led the nation in scoring and ranked fifth in total offense.

- In 2017, Nebraska ranked 84th nationally in scoring while UCF led the nation. The Knights' averaged more than 48 points per game, while the Huskers' season high was 44 at Penn State.

- Nebraska ranked 87th nationally in total offense in 2017, while UCF was fifth. The Huskers are currently 47th in 2018 at 432.2 yards per game.

UCF'S OFFENSIVE IMPROVEMENT

YEAR	PPG	RANK	YPG	RANK
2015*	13.9	125th	268.4	127th
2017	48.2	1st	530.5	5th
TOTAL	+34.3	+124	+262.1	+122

*inherited offense

- Frost has a history of producing top offenses. In nine seasons as an offensive assistant, offensive coordinator or play-calling head coach, Frost has been a part of eight units that ranked in the top 10 nationally in scoring and seven that ranked in the top 10 in total offense.

NATIONAL RANKINGS IN FROST'S 9 SEASONS AS AN OFFENSIVE COACH

YEAR	SCHOOL	TOTAL	SCORING
2009	Oregon	33rd	8th
2010	Oregon	1st	1st
2011	Oregon	4th	3rd
2012	Oregon	5th	2nd
2013*	Oregon	2nd	4th
2014*	Oregon	3rd	4th
2015*	Oregon	5th	5th
2016*	UCF	113th	66th
2017*	UCF	5th	1st

*offensive play-caller

HUSKERS SEEK MORE TURNOVERS

Nebraska's defensive staff was known for producing takeaways in two seasons at UCF.

- UCF forced 58 takeaways the past two seasons, a total that ranked third nationally. The Knights ranked in the top 20 nationally in takeaways in each of the staff's two seasons in Orlando, while the Huskers last ranked in the top 20 nationally in takeaways in 2003.
- Led by the takeaways, UCF finished with a positive turnover margin in both 2016 and 2017. In contrast, Nebraska has posted a positive turnover margin just twice in the past nine seasons, winning nine games in each of those years.
- Nebraska has won 20 of its last 21 games when winning the turnover battle. The Huskers are -7 in turnover margin through six games.

YOUTH DOMINATES NU ROSTER

Nebraska's 138-player roster features 54 newcomers who were not on last year's roster, including 40 true freshmen and 11 transfers (5 junior college transfers, 4 FBS transfers and 2 FCS transfers) and three new walk-ons.

- More than two-thirds of the squad is comprised of underclassmen, as 93 of the Huskers' 138 players are either freshmen or sophomores.

CHARTING THE HUSKERS

CONSECUTIVE HOME SELLOUTS

RK.	SCHOOL	SELLOUTS
1.	NEBRASKA	365
2.	Notre Dame	267

WINS THE LAST 50 SEASONS

RK.	SCHOOL	WINS
1.	NEBRASKA	468
2.	Oklahoma	460
	Ohio State	460

WINS THE LAST 40 SEASONS

RK.	SCHOOL	WINS
1.	Ohio State	372
2.	NEBRASKA	371
3.	Florida State	369

WINS THE LAST 30 SEASONS

RK.	SCHOOL	WINS
1.	Ohio State	287
2.	Florida State	280
3.	Florida	275
4.	NEBRASKA	268

9-WIN SEASONS

RK.	SCHOOL	SEASONS
1.	NEBRASKA	50
2.	Alabama	48
3.	Oklahoma	45

10-WIN SEASONS

RK.	SCHOOL	SEASONS
1.	Oklahoma	38
2.	Alabama	37
3.	Michigan	28
4.	NEBRASKA	27

WEEKS RANKED IN AP POLL

RK.	SCHOOL	WEEKS
1.	Ohio State	893
2.	Michigan	840
3.	Oklahoma	821
4.	Notre Dame	790
5.	Alabama	782
6.	USC	767
7.	NEBRASKA	728

WEEKS RANKED NO. 1 IN AP POLL

RK.	SCHOOL	WEEKS
1.	Alabama	111
2.	Ohio State	105
3.	Oklahoma	101
4.	Notre Dame	98
5.	USC	91
6.	Florida State	72
7.	NEBRASKA	70

WEEKS IN THE AP POLL TOP 10

RK.	SCHOOL	WEEKS
1.	Ohio State	615
2.	Oklahoma	579
3.	Alabama	542
4.	Notre Dame	540
5.	NEBRASKA	518

3rd

Bowl Games

4th

Coaches Poll National Titles

5th

All-Time Victories

7th

AP Poll National Titles

NEBRASKA FOOTBALL IN NCAA HISTORY

HOME OF THE HUSKERS



Memorial Stadium's history dates back more than 90 years. In the fall of 1922, a drive for \$430,000 in stadium construction funds was undertaken by faculty, students, alumni and friends of the University.

The stadium was named Memorial Stadium to honor all Nebraskans who served in the Civil and Spanish-American Wars; the 751 Nebraskans who died in World War I; the 3,839 in World War II; the 225 in Korea; the 422 in Vietnam; and those in Iraq.

Construction was completed in a few more than 90 working days and Memorial Stadium was dedicated on Oct. 20, 1923, at the Homecoming game in which Nebraska was held to a scoreless tie by Kansas.

The field at Memorial Stadium was named Tom Osborne Field - after the Huskers' legendary Hall-of-Fame coach - in 1998, one year after Osborne's retirement following 25 years and 255 victories as head coach.

TOP 10 HOME CROWDS

RK.	DATE	OPPONENT	ATT.
1.	Sept. 20, 2014	Miami	91,585
2.	Sept. 14, 2013	UCLA	91,471
3.	Aug. 30, 2014	Fla. Atlantic	91,441
4.	Nov. 29, 2013	Iowa	91,260
5.	Sept. 27, 2014	Illinois	91,225
6.	Nov. 22, 2014	Minnesota	91,186
7.	Aug. 31, 2013	Wyoming	91,185
8.	Nov. 2, 2013	Northwestern	91,140
9.	Nov. 1, 2014	Purdue	91,107
10.	Oct. 25, 2014	Rutgers	91,088

TOP 5 SEASON ATTENDANCE

RK.	YEAR	GAMES	TOTAL	AVG.
1.	2014	7	638,744	91,249
2.	2013	8	727,466	90,933
3.	2016	7	631,402	90,200
4.	2015	7	629,986	89,998
5.	2017	7	628,583	89,798

LONGEST HOME WIN STREAKS

RK.	BEGAN	ENDED	WINS
1.	Oct. 19, 1991	Oct. 31, 1998	47
2.	Sept. 28, 1901	Oct. 20, 1906	33
3.	Nov. 27, 1998	Nov. 2, 2002	26
4.	Sept. 27, 1969	Nov. 23, 1972	23
5.	Oct. 3, 1981	Nov. 17, 1984	21

Note: All streaks at Memorial Stadium, except for the 33-game home winning streak from 1901 to 1906.

WALK-ONS EARN SCHOLARSHIPS

Nebraska Head Coach Scott Frost placed three former walk-ons on scholarship for 2018.

2018 WALK-ONS EARNING SCHOLARSHIPS

- Wyatt Mazour, Jr., RB
- Bryan Reimers, Sr., WR
- Jacob Weinmaster, Jr., ILB

FREEDOM RECOGNIZED FOR GOOD WORKS

Nebraska senior defensive end Freedom Akinmoladun was recognized for his work in the community on Sept. 13, as he was named to the 2018 Allstate AFCA Good Works Team®.

Akinmoladun was one of the 11 football student-athletes from the FBS ranks. A total of 22 players were selected from the FBS, FCS, Division II, Division III and NAIA ranks from 169 nominees. Akinmoladun is the 15th Husker football player to receive the honor since it was first presented more than 25 years ago. Prior to this year, C.J. Zimmerer in 2013 was the last Husker to earn this achievement.

One of the most active student-athletes at Nebraska, Akinmoladun has earned recognition on the Brook Berringer and Tom Osborne Citizenship Teams in 2015, 2016, 2017 and 2018 for his outreach work, while also earning Nebraska Student-Athlete HERO Leadership Awards in 2015 and 2016. Akinmoladun spent a week in May of 2018 in Panama as part of Nebraska's No Filter Outreach trip, and has also volunteered his time with Uplifting Athletes, School is Cool, NFL Fuel Up to Play 60, Husker Heroes, Husker Hotline, and local school, and hospital outreach visits.

On the field, Akinmoladun is a three-year starter on the Husker defensive line. The 2018 Allstate AFCA Good Works Team® will be invited to New Orleans to participate in a special community service project ahead of the 2019 Allstate® Sugar Bowl®, where the entire team will also be recognized on the field during a halftime presentation.

TAYLOR SET FOR ON-CAMPUS HALL OF FAME SALUTE

Nebraska great Aaron Taylor will be honored for his upcoming induction into the College Hall of Fame with a National Football Foundation Hall of Fame On-Campus Salute, presented by Fidelity Investments. The Salute will take place this Saturday, Oct. 20, during the Huskers' game against Minnesota.

The NFF Hall of Fame On-Campus Salute program, which began with the inaugural College Football Hall of Fame Class in 1951, has become a hallowed tradition, and to this day the singular events remain the first of numerous activities in each inductee's Hall of Fame experience. During the NFF Hall of Fame On-Campus Salutes, each inductee returns to his alma mater to accept a Hall of Fame plaque that will remain on permanent display at the institution. The events take place on the field during a home game.



Taylor was a two-time first-team All-American as a junior and senior, and is the only Husker to earn first-team All-America honors at two different positions. He also captured the 1997 Outland Trophy as the nation's most outstanding interior lineman.

Taylor was also part of three Nebraska national championship teams. He is the 18th Nebraska player elected to the College Football Hall of Fame. Nebraska also has six former coaches in the Hall.

SEVEN INDUCTED INTO NEBRASKA ATHLETICS HALL

Hall of Fame head coaches Bob Devaney and Tom Osborne headlined the fourth class of the Nebraska Athletics Hall of Fame, inducted on Sept. 7.

2018 NEBRASKA ATHLETICS HALL OF FAME INDUCTEES

- Darin Erstad, BSB/FB (1993-95/1994)
- Peaches James, SB (2001-04)
- Sarah Pavan, VB (2004-07)
- Mike Rozier, FB (1981-83)
- Tom Schlesinger, MGYM (1985-88)
- Bob Devaney, Head Coach (1962-72), Athletic Director (1967-92)
- Tom Osborne, Head Coach (1973-97), Athletic Director (2007-12)

Devaney and Osborne were the first coaches enshrined in the Nebraska Athletic Hall of Fame. Devaney guided Nebraska to a 101-20-2 record over 11 seasons from 1962 to 1972 and won eight Big Eight titles and the first two national championships - in any sport - in school history (1970 and 1971). Osborne served on Devaney's staff each year before taking over as head coach. He won 14 conference titles and three national championships in his 25 seasons (1973-97), guiding Nebraska to a 255-49-3 record. Devaney and Osborne were just the third coaching duo to post back-to-back 100-win careers at the same institution and the first to do so in 22 years after Osborne recorded his 100th victory in 1983.

The 1983 Heisman Trophy winner, Rozier was the other football honoree. He was the second player in NCAA history to rush for 2,000 yards in a season when he ran for 2,148 yards in 1983 en route to winning the Heisman Trophy.

NU AMONG ATTENDANCE LEADERS

Nebraska averaged 89,798 fans for seven home games in 2017 to rank 10th nationally in average attendance. Nebraska has ranked in the top 11 nationally in attendance each of the past five seasons. The Huskers ranked 10th in 2016 (90,200), 11th in 2015 (89,998); 10th in 2014 (91,249, a school record) and ninth in 2013 (90,933).

- The Huskers have ranked in the top 15 nationally in attendance every season since 2006 and in the top 20 every year since at least 2000.
- Nebraska is averaging 89,375 fans through three home games in 2018.

NCAA-RECORD SELLOUT STREAK CONTINUES

One of the most remarkable streaks in college sports continued in 2017. Nebraska has sold out every game at Memorial Stadium since Nov. 3, 1962, an NCAA-record streak of 365 consecutive sellouts (including Minnesota), 98 more than second-place Notre Dame. NU is 305-59 (.838) during the streak and overall attendance during the streak is more than 27 million fans.

LONGEST SELLOUT STREAKS IN NCAA HISTORY

RK.	SCHOOL	TOTAL
1.	Nebraska	365
2.	Notre Dame	267

HUSKERS OWN IMPRESSIVE HOME-FIELD ADVANTAGE

Nebraska has rewarded the loyalty of its fans with great success at Memorial Stadium.

- Nebraska has won at least six home games in 24 of the past 31 seasons. NU is 171-36 (.826) at home since 1989.
- The Huskers were 7-0 at home in 2016, marking the Huskers' first perfect home season since 2012, and just the second since 2001.
- NU is 18-12 in Big Ten home games since joining the league in 2011.
- Since 1970, Nebraska has had three home winning streaks of 20 or more games and has posted 41 unbeaten and untied home seasons.
- The Huskers are 540-155-20 all-time in Lincoln (.769, 715 games, 129 years), and 415-132-13 (.753, 560 games, 95 years) in Memorial Stadium (since 1923).

NEBRASKA AMONG TOP ALL-TIME PROGRAMS

Nebraska is in its 129th season and boasts an 893-386-40 all-time record in 1,319 games (.692). Nebraska is one of 10 programs with 800 all-time victories, ranking fifth with 893 wins.

- Nebraska is nearing the 900-win club. Entering the 2018 season, Michigan (949) was the only program with 900 wins. Ohio State (905) and Texas (904) have joined the group in 2018.
- Since 1970, Nebraska owns a 459-144-5 record, for a .759 winning percentage in 608 games.
- Nebraska is the nation's wins leader over the last 50 years.
- Nebraska has 24 10-win seasons since 1970. Overall, the Huskers have won at least 10 games in a season 27 times, including 12 seasons with 11 or more wins, seven seasons with 12 or more wins and three 13-win seasons (1971, 1994, 1997).
- NU posted its nation-leading 50th all-time nine-win season in 2016. Forty-two of those nine-win seasons have come since 1970 and 48 since 1962, 15 more than any other school.
- NU was the first team in NCAA history to win 100 games in consecutive decades, leading the nation with 103 wins in the 1980s and ranking second with 108 wins in the 1990s.

HUSKERS RANK 4TH & 7TH ALL-TIME IN NATIONAL TITLES

Nebraska has won a total of five national titles in 1970, 1971, 1994, 1995 and 1997. In 1971, 1995 and 1997, the Huskers were crowned national champions in both the Associated Press and coaches' polls. In 1970, Nebraska was awarded the AP national title, but was No. 3 in the coaches poll behind No. 1 Texas and No. 2 Ohio State, both of whom lost their bowl games (the coaches' poll was voted on before bowl games). In 1997, undefeated Nebraska was voted No. 1 in the coaches' poll, while undefeated Michigan was No. 1 in the AP poll.

- In the coaches' poll (since 1950), Nebraska is tied with Miami and Texas for fourth with four national titles, behind Alabama (10), Oklahoma (6) and USC (5).
- In the AP poll (since 1936), Nebraska is tied with Minnesota for seventh with four national titles, trailing Alabama (11), Notre Dame (8), Oklahoma (7), Miami (5), Ohio State (5) and USC (5).

NU LEADS IN CONFERENCE CROWNS

Nebraska has won a nation-leading 46 football conference championships in school history. The Huskers won 13 conference titles under Tom Osborne and eight under Bob Devaney.

- The Huskers have won titles in five different conferences, including: the Western Inter-State University Foot Ball Association (3 titles); the Missouri Valley (12 titles); the Big 6 (9 titles); the Big Eight (20 titles); and the Big 12 (2 titles).
- Nebraska's 46 conference titles are tied with Oklahoma for the most in NCAA history. Nebraska, Oklahoma and Michigan (42) are the only programs in NCAA history to win at least 40 conference championships.

NEBRASKA ALSO EXCELS IN THE CLASSROOM

Nebraska's rich tradition is not limited to the field, as the Huskers have been outstanding in the classroom as well.

- Nebraska owns the NCAA record with 333 CoSIDA Academic All-Americans across all sports.
- Nebraska football has produced 108 academic All-Americans, the most of any single team in NCAA history.
- Nebraska also owns the NCAA record with 17 Top 10 Award Winners, which is considered the "Heisman Trophy" of academics.
- Nebraska football has produced nine Top 10 Award winners, the most of any single team in NCAA history.

NEBRASKA UNDER FROST

Overall	0-6
vs. AP Ranked Teams	0-2
vs. AP Top 10 Teams	0-0
vs. Unranked Teams	0-4
vs. Big Ten Teams	0-4
Home	0-3
Road	0-3
Neutral	0-0
In August	0-0
In September	0-4
In October	0-2
In November	0-0
In December	0-0
In January	0-0
When Rushing for 200 or more yards	0-3
When Rushing for 300 or more yards	0-1
When Passing for 200 or more yards	0-4
When Passing for 300 or more yards	0-2
When NU player rushes for 100 yards	0-3
When NU has two 100-yard rushers	0-1
When NU player has 100 yards receiving	0-2
When Opponent has 100 Yd. Rusher	0-2
When Scoring 35 or More Points	0-0
When Holding Opponent to 10 Pts. or less... ..	0-0
When forcing three or more turnovers	0-0
When winning turnover margin	0-0
When Nebraska scores first	0-2
When Nebraska leads at halftime	0-1
When Nebraska trails at halftime	0-5
When Nebraska is tied at halftime	0-0
Games decided by 11 points or more	0-3
Games decided by 10 or less	0-3
Games decided by 7 or less	0-3
Games decided by 3 or less	0-1
Overtime games	0-1

HISTORY

Season of Football.....	129th
All-Time Games Played	1,319
All-Time Record.....	893-386-40 (.692)
National Ranking in All-Time Wins	5th
All-Time Bowl Appearances	53
National Ranking in Bowl Appearances	3rd
All-Time Bowl Record.....	26-27

CHAMPIONSHIPS

National Championships	5
Back-to-Back National Championships	2
Undefeated Seasons	11
Perfect Seasons	9
Conference Championships.....	46

RECORD BREAKDOWN

Home Games	540-155-20 (.769)
Memorial Stadium	415-132-13 (.753)
Record in August.....	13-0-0 (1.000)
Record in September	177-47-6 (.783)
Record in October.....	361-144-19 (.707)
Record in November	305-160-15 (.651)
Record in December	22-14-0 (.611)
Record in January.....	14-21-0 (.400)
Record in February	1-0-0 (1.000)
In Overtime.....	8-5
At Night.....	97-42-3
When Scoring 35+ Points.....	365-9
When Allowing 10 Points or Less	252-7-1
vs. Big Ten Teams	115-96-10
• In Big Ten Play (since 2011).....	34-29
• Home	18-12
• Away.....	16-16
• Neutral	0-1
vs. Ranked Teams	104-130-3
• Home	50-40-0
• Away.....	29-66-3
• Neutral	25-24-0
• as No. 1 Team	46-7-1

STREAKS

Consecutive Games Scoring a Point	289
Consecutive Home Games Scoring a Point...	330
Consecutive Home Sellouts.....	364
Record in Sellout Streak	305-59
• vs. Ranked Teams.....	45-29

INDIVIDUAL HONORS

College Football Hall of Fame Players	18
College Football Hall of Fame Coaches.....	6
First-Team All-Americans	110
CoSIDA Academic All-Americans*	108
NCAA Top Ten Award Winners*	9
Heisman Trophy Winners	3
Walter Camp Award Winners	3
Maxwell Trophy Winners.....	1
Outland Trophy Winners*.....	9
Lombardi Trophy Winners.....	5
Butkus Award Winners.....	1
Johnny Unitas Golden Arm Award Winners..	1
Davey O'Brien Award Winners.....	1
Rimington Award Winners.....	1
Bednarik Award Winners	1
Nagurski Trophy Winners	1
Retired Jerseys	25
All-Conference Selections	519

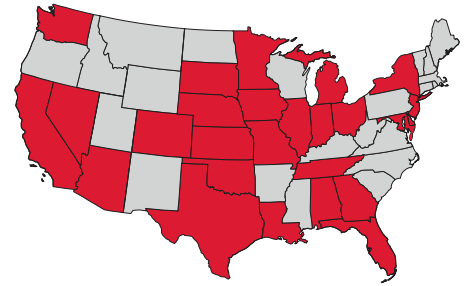
*Total leads the nation

SCHEDULE NOTES

- Nebraska's 2018 FBS opponents combined for a 91-51 record in 2017.
- The Huskers will play five games against opponents who won at least 10 games in 2017, the second-most nationally.
- Nebraska will play nine games against 2017 bowl teams, the second-most nationally. NU is the only Big Ten team who will play nine games against 2017 bowl teams.
- NU will play a nation-leading seven games against teams that won a bowl game in 2017.
- Nebraska will face four teams who finished the 2017 season ranked in the top 20 of the Associated Press poll (at No. 5 Ohio State, at No. 7 Wisconsin, No. 15 Michigan State and at No. 17 Northwestern).
- Each of Nebraska's five road opponents won at least eight games in 2017 while combining for a 51-16 record.
- Three of the Huskers' five road opponents were ranked in the top 20 of the final 2017 AP poll (Ohio State, Wisconsin, Northwestern), while Iowa received votes in the final poll and Michigan spent 11 weeks ranked during the 2017 season, including six weeks in the top 10.

COACHING STAFF NOTES

- Head Coach **Scott Frost** is in his third season as a head coach in 2018. Frost is one of four former Husker players to return to the Nebraska sideline as head coach, and he is one of 26 FBS head coaches coaching at his alma mater.
- Nebraska's staff also includes former Huskers Greg Austin (2003-06), Ryan Held (1993-96) and Barrett Ruud (2001-04).
- Scott Frost and all 10 of his assistant coaches are in their third season working together, after Frost's entire staff followed him from UCF to Nebraska.
- The Huskers' staff teamed up to produce the greatest two-year turnaround in college football history at Central Florida. The staff inherited an 0-12 Knight team and led UCF to a 13-0 season in 2017, when the Knights were the nation's only undefeated team.
- Frost is one of only four FBS head coaches who won a national title as a player. Both Frost (1995 & 1997) and Ryan Held (1994 & 1995) were two-time national champions at Nebraska.
- Scott Frost was the consensus choice as the 2017 national coach of the year, while offensive coordinator Troy Walters was a finalist for the Broyles Award last season. Defensive coordinator Erik Chinander was a nominee for the 2016 Broyles Award.
- Troy Walters, the all-time leading receiver in Pac-12 history, was the 1999 Biletnikoff Award winner as the nation's top receiver. He is the only Biletnikoff Award winner currently coaching in college football.



ROSTER NOTES

- Nebraska's roster features 138 players hailing from 27 different states.
- The roster features 62 homegrown Huskers and is unofficially the largest roster of any non-service academy in the country.
- Behind Nebraska, the states most represented are: Florida (10), Texas (6) and California, Colorado, Georgia, Kansas and Missouri (5).
- Nebraska's 138-player roster is believed to be the third-largest roster in the country behind Army and Navy.
- The roster features 54 newcomers, including 40 true freshmen, 11 transfers (5 junior college transfers, 4 FBS transfers and 2 FCS transfers) and three newcomers who earned spots on the team via walk-on tryouts.
- More than two-thirds of the Huskers' 2018 roster are underclassmen, as 94 of Nebraska's 138 players are either freshmen or sophomores.

ACADEMIC NOTES

- Nebraska has always placed an emphasis on academic success, as the Husker football program has produced more CoSIDA Academic All-Americans than any other sport in NCAA history. With that emphasis, it has become a trend in recent years for many NU football players to earn their degree before playing in their final game.
- A total of nine Huskers are playing the 2018 season as graduates. Nebraska's total of nine graduates rank 25th in the FBS, 16th among Power Five program and fifth among Big Ten schools.
- The following nine Huskers are playing the 2018 season as college graduates:
 - » Freedom Akinmoladun, DL
 - » Tanner Farmer, OL
 - » Jerald Foster, OL
 - » Luke Gifford, OLB
 - » Tre Neal, DB*
 - » Peyton Newell, DL
 - » Mick Stoltenberg, DL
 - » Vaha Vainuku, DL*
 - » Mikale Wilbon, RB
- An additional seven Huskers are on track to earn their degrees in December. If that happens, 15 members of Nebraska's 19-player senior class will have earned their degrees by the end of the calendar year.

*graduate transfer

SCOUTING THE MINNESOTA GOLDEN GOPHERS (3-3)

GOLDEN GOPHER STAT LEADERS

MINNESOTA GOLDEN GOPHERS (3-3)



**HEAD COACH
P.J. FLECK**

- 8-10 (at Minnesota)
- 38-32 (Career Record)
- 1-0 vs. Nebraska

2018 SCHEDULE

Aug. 30	New Mexico St. (W, 48-10)
Sept. 8	Fresno State (W, 21-14)
Sept. 15	Miami (OH) (W, 26-3)
Sept. 22	at Maryland (L, 13-42)
Oct. 6	Iowa (L, 31-48)
Oct. 13	at Ohio State (L, 14-30)
Oct. 20	at Nebraska
Oct. 27	Indiana
Nov. 3	Illinois
Nov. 10	Purdue
Nov. 17	Northwestern
Nov. 24	at Wisconsin

Minnesota looks to bounce back this week after losing its last three games. The Golden Gophers started the season 3-0, but have yet to win a game since beginning conference play.



Minnesota's most recent loss came last Saturday against No. 3 Ohio State. The Gophers allowed OSU's Dwayne Haskins to throw for 412 yards and three touchdowns in a 30-14 loss.

Gopher quarterback Zack Annexstad is 88-for-167 in the air this season through six games. He has eight touchdowns and seven interceptions. Tyler Johnson has been the top target this season with 36 catches for 521 yards and six touchdowns. Mohamed Ibrahim leads the team on the ground with 422 yards this season and two touchdowns. Seth Green has a team-high five rushing touchdowns.

On the other side of the ball, Blake Cashman (47), Thomas Barber (42) and Jacob Huff (40) each have at

least 40 tackles this season, to lead the Minnesota defense.

On special teams, the Gophers lead the country in punt returns, averaging more than 28 yards per return.

NEBRASKA VS. MINNESOTA HISTORY

Minnesota leads the series 32-24-2, dating back to 1900. However, Nebraska has an 11-9 edge in Lincoln and a 10-8 advantage at Memorial Stadium. Most of those victories have come recently, as NU is 19-4 against Minnesota since 1959, which included a 16-game win streak. Nebraska has played Minnesota more than any other Big Ten opponent, as the teams have met 58 times. The Huskers are 4-3 against the Gophers since joining the Big Ten. However, in 2017, Nebraska suffered a 54-21 loss in Minnesota.

ABOUT MINNESOTA FOOTBALL

Minnesota has fielded a football team since 1882 and has almost 700 program wins. The Golden Gophers joined the Big Ten Conference in 1896 and have won 18 Big Ten championships. The team's last conference title came in 1967. The Gophers claim seven national championships and have seven bowl wins. Additionally, Minnesota has 35 consensus All-America selections and 180 first-team All-Big Ten picks.

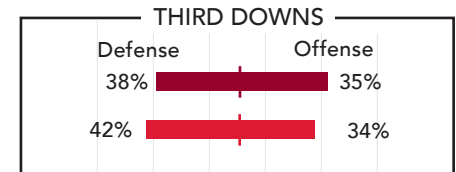
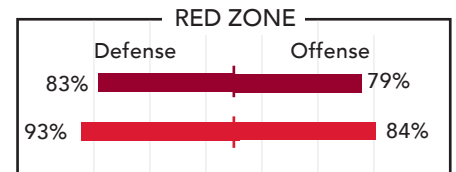

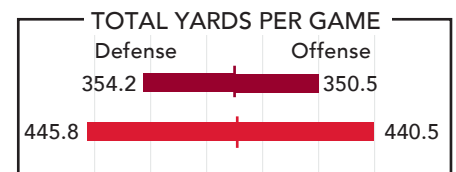
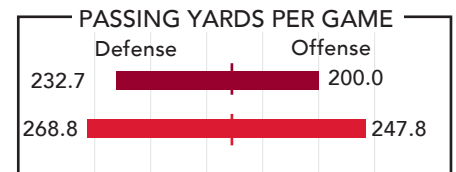

- **First Season:** 1882
- **Conference Titles:** 18
- **National Titles:** 7
- **All-Time Record:** 690-520-44
- **Bowl Record:** 7-12
- **Stadium:** TCF Bank Stadium

STATISTICAL RANKING COMPARISON

NEB	B1G	NAT.	CATEGORY	NAT	B1G	MINN
192.7	6th	44th	Rushing Offense	91st	10th	150.5
247.8	7th	54th	Passing Offense	101st	10th	200.0
440.5	5th	42nd	Total Offense	109th	13th	350.5
23.3	13th	107th	Scoring Offense	92nd	10th	25.5
177.0	12th	87th	Rushing Defense	4th	128th	121.5
268.8	12th	109th	Pass Defense	77th	9th	232.7
445.8	13th	109th	Total Defense	45th	5th	354.2
38.3	14th	117th	Scoring Defense	54th	9th	24.5
34%	13th	109th	3rd-Down Offense	102nd	10th	35%
42%	13th	97th	3rd-Down Defense	58th	9th	38%
84%	8th	65th	Red Zone Offense	100th	10th	79%
93%	13th	111th	Red Zone Defense	68th	7th	83%
35.29	13th	95th	Net Punting	17th	3rd	41.29
2.88	14th	124th	Punt Returns	1st	1st	28.67
576	14th	127th	Penalty Yards	14th	2nd	259
-1.17	13th	121st	Turnover Margin	119th	12th	-1.00

PASSING	CMP-ATT-INT	PCT	YDS	TD	
Zack Annexstad	88-167-7	52.7	1,142	8	
Tanner Morgan	2-6-1	33.3	35	0	
Seth Green	2-3-1	66.7	23	1	
RUSHING	ATT.	YDS	YPC	TD	
Mohamed Ibrahim	71	415	5.8	2	
Bryce Williams	81	318	3.9	1	
Rodney Smith	25	154	6.2	0	
Seth Green	33	113	3.4	5	
RECEIVING	REC.	YDS	YPC	TD	
Tyler Johnson	36	521	14.47	6	
Rashod Bateman	29	280	9.7	3	
Chris Bell-Autman	14	220	15.7	0	
TACKLES	SOLO	TOTAL	TFL	SACK	
Blake Cashman	28	47	8.5	1.0	
Thomas Barber	24	42	2.0	0.0	
Jacob Huff	25	40	0.5	0.0	
Antonio Shenault	25	39	2.5	0.0	
Kamal Martin	14	29	2.5	0.0	
PUNTING	NO.	YDS	AVG	LG	I20
Jacob Herbers	28	1,167	41.7	52	10
FIELD GOALS	MADE	ATT	PCT	LG	
Emmit Carpenter	8	11	.70	53	

STATISTICAL COMPARISON



■ MINNESOTA ■ NEBRASKA

COACHING LEDGER

NEBRASKA (2018)

- Head Coach (0-6 Record)

CENTRAL FLORIDA (2016-17)

- Head Coach (19-7 Record)

OREGON (2009-15)

- Offensive Coordinator (2013-15)
- Assistant Coach (WR) (2009-12)

NORTHERN IOWA (2007-08)

- Co-Defensive Coordinator (2008)
- Assistant Coach (LB) (2007)

KANSAS STATE (2006)

- Graduate Assistant

NEBRASKA (2002)

- Graduate Assistant

YEARLY TEAM RECORDS

YEAR	TEAM (ROLE)	RECORD
2007	Northern Iowa (AC)	12-1
2008	Northern Iowa (DC)	12-3
2009	Oregon (AC)	10-3
2010	Oregon (AC)	12-1
2011	Oregon (AC)	12-2
2012	Oregon (AC)	12-1
2013	Oregon (OC)	11-2
2014	Oregon (OC)	13-2
2015	Oregon (OC)	9-3
2016	UCF (HC)	6-7
2017	UCF (HC)	13-0
2018	Nebraska (HC)	0-6

HEAD COACHING RECORD	19-13
OVERALL RECORD	122-31

YEARLY TEAM RANKINGS

YEAR	TEAM (ROLE)	RANK
2007	UNI (AC)	4th
2008	UNI (DC)	4th
2009	Oregon (AC)	11th
2010	Oregon (AC)	3rd
2011	Oregon (AC)	4th
2012	Oregon (AC)	2nd
2013	Oregon (OC)	9th
2014	Oregon (OC)	2nd
2015	Oregon (OC)	14th*
2016	UCF (HC)	NR
2017	UCF (HC)	6th

*ranking prior to bowl game

CONFERENCE TITLES (7)

YEAR	TEAM	CONFERENCE
2007	UNI (AC)	Gateway
2008	UNI (DC)	Missouri Valley
2009	Oregon (AC)	Pac-10
2010	Oregon (AC)	Pac-10
2011	Oregon (AC)	Pac-12
2014	Oregon (OC)	Pac-12
2017	UCF (HC)	American

PLAYING LEDGER

NATIONAL FOOTBALL LEAGUE

- 3rd-Round Pick in 1998 NFL Draft
- 6-Year NFL Career at Safety

NEBRASKA (1995-97)

- 1995 & 1997 National Champion
- 24-2 Record as Starting Quarterback
- 1996 Big 12 Newcomer of the Year

STANFORD (1993-94)

- Two-Way Starter at Quarterback & Safety

HEAD COACH SCOTT FROST



- 2017 NATIONAL COACH OF THE YEAR
- 2017 AFCA REGION 1 COACH OF THE YEAR
- 2017 CONFERENCE COACH OF THE YEAR

NATIONAL COACH OF THE YEAR

Scott Frost was the consensus choice as the 2017 national coach of the year, earning the honor from at least eight different organizations.

As the Paul "Bear" Bryant Award winner, Frost joined Chris Petersen (2006 & 2009, Boise State) as the only coaches in the 32-year history of the award to win the honor while coaching a team outside of a Power Five Conference.

HISTORIC TURNAROUND AT UCF

At UCF, Frost and his staff produced the greatest two-year turnaround in college football history, inheriting an 0-12 team and leading the Knights to a 13-0 record just two years later.

- In his first season in 2016, Frost made history as the only first-time head coach in FBS history to make a bowl game with a team that was winless the previous season.
- UCF tied for the national lead with a six-win improvement from the 2015 to 2016 season. The Knights then ranked third nationally with a seven-win improvement from 2016 to 2017.
- UCF's seven-win improvement from 2016 to 2017 ranked 11th in NCAA history and was just the second time a bowl team improved by more than six wins the next season.
- Frost called UCF's plays, leading the greatest two-year offensive turnaround in NCAA history. The Knights' went from last to fifth in total offense, improving their output by more than 260 yards per game. UCF also went from third-to-last to first in scoring offense, improving by nearly 35 points per game.

FROST LED UCF TO 13-0 SEASON

In just his second season, Scott Frost guided UCF to a 13-0 record in 2017, when the Knights were the nation's only undefeated team.

- Frost became the fourth coach in FBS history to post a 13-0 record or better in either his first or second season as a head coach. Among that quartet, Frost is the only coach who inherited a team that won fewer than five games (inherited an 0-12 UCF team).
- Frost is one of only six active FBS head coaches who has posted a 13-0 season or better, joining Jimbo Fisher, Gary Patterson, Chris Petersen, Nick Saban and Kyle Whittingham.

- Frost also led Nebraska to a 13-0 record and a national title as the Huskers' starting quarterback in 1997. Frost is the only person in NCAA history to post a 13-0 season (or better) as both a player and a head coach.

ACTIVE FBS HEAD COACHES WHO HAVE PRODUCED A 13-0 SEASON OR BETTER

- Jimbo Fisher (Texas A&M)
- **Scott Frost (Nebraska)**
- Gary Patterson (TCU)
- Chris Petersen (Washington)
- Nick Saban (Alabama)
- Kyle Whittingham (Utah)

COACHES WITH A 13-0 SEASON IN THEIR 1ST OR 2ND YEAR AS A HEAD COACH

Year	Coach (School)	Season
1888	Walter Camp (Yale)	1st
2000	Bob Stoops (Oklahoma)	2nd
2006	Chris Petersen (Boise State)	1st
2017	Scott Frost (UCF)	2nd

FROST A TOP OFFENSIVE COACH

This fall marks Scott Frost's 10th season as either an offensive assistant, offensive coordinator or head coach who calls the offensive plays. During that time, he has consistently proven to be one of the nation's finest offensive coaches.

- In his last nine seasons coaching offense, Frost has worked with eight units that finished in the top 10 nationally in scoring, including seven that ranked in the top five.
- Frost has also been a part of seven teams that ranked in the top 10 nationally in total offense the past nine seasons.

FROST A PROVEN WINNER

The teams Scott Frost has been a part of have averaged 11 wins per season over the last 11 years, winning a total of seven conference titles.

- Frost has coached in two national title games and his teams have finished with a top-10 ranking eight times in the past 11 years.
- In two seasons as UCF's head coach, the Knights boasted the nation's best win improvement in 2016 and were the only FBS team to go undefeated in 2017.
- Frost was a two-time national champion who helped Nebraska to a 36-2 record, including a 24-2 mark as NU's starting quarterback.
- Frost is one of four active head coaches who won a national title as a player and is the only coach who won multiple national titles.

2018 NEBRASKA ASSISTANT COACHES



TROY WALTERS OFFENSIVE COORDINATOR/ WIDE RECEIVERS

- 1st Season at Nebraska
- 11th Career Season
- 3rd Year as an Offensive Coord.

Walters was the coordinator for the greatest two-year offensive improvement in NCAA history at UCF (125th to 1st). The Knights led the country in scoring in 2017 when he was a finalist for the Broyles Award. Walters also coaches the wide receivers, a position he played at Stanford and for eight seasons in the NFL. Walters is the only former Biletnikoff Award winner currently coaching in the FBS ranks, and he is the Pac-12's all-time leading receiver (4,047 yards).



GREG AUSTIN OFFENSIVE LINE

- 1st Season at Nebraska
- 9th Career Season
- 2 Years of NFL Experience

A former honorable-mention All-Big 12 Husker lineman, Austin boasts Power Five (Oregon) and NFL (Philadelphia) coaching experience. In 2017, his line paved the way for UCF to rank in the top 10 nationally in both rushing and passing touchdowns.



SEAN BECKTON TIGHT ENDS

- 1st Season at Nebraska
- 23rd Career Season
- 20th Year as a College Coach

One of the top receivers in UCF history, Nebraska marks Beckton's first coaching job outside the state of Florida. A veteran and versatile coach, Beckton has developed NFL draft picks at three different positions - cornerback, wide receiver and tight end.



RYAN HELD RUNNING BACKS

- 1st Season at Nebraska
- 19th Career Season
- 12 Years as a Head Coach

A former Husker, Held brings 12 years of head coaching experience at the junior college and Division II levels to Lincoln. He also boasts a winning pedigree after winning two national titles as a Husker and two as a coach (Nebraska and Tennessee).



MARIO VERDUZCO QUARTERBACKS

- 1st Season at Nebraska
- 42nd Career Season
- 31st Year as a College Coach

Under Verduzco, UCF's McKenzie Milton ranked 2nd nationally - and 16th in NCAA history - in pass efficiency in 2017. Milton also became just the third underclassman in NCAA history to record 4,000 yards passing and 500 yards rushing in a season.



ERIK CHINANDER DEFENSIVE COORDINATOR

- 1st Season at Nebraska
- 16th Career Season
- 3rd Year as a Defensive Coord.

Chinander earned a nomination for the Broyles Award in his first season as defensive coordinator at UCF in 2016. A former NFL assistant, Chinander's defense was the primary reason the Knights qualified for a bowl game one year after a winless campaign. The defense then preserved UCF's perfect season in 2017 with a pair of game-clinching interceptions in the American Athletic Conference title game and the Peach Bowl.



MIKE DAWSON DEFENSIVE LINE

- 1st Season at Nebraska
- 20th Career Season
- 3 Years of NFL Experience

Dawson boasts three years of NFL coaching experience, and he has also been a collegiate defensive coordinator. At UCF, two of Dawson's three defensive linemen earned all-conference accolades in 2017. In 2016, UCF ranked ninth nationally in TFLs.



JOVAN DEWITT OUTSIDE LINEBACKERS/ SPECIAL TEAMS COORD.

- 1st Season at Nebraska
- 20th Career Season
- 9 Years as a Defensive Coord.

The veteran of the defensive staff, Dewitt is also NU's special teams coordinator. At UCF, linebacker Shaquem Griffin was the 2016 American Athletic Conference Defensive Player of the Year after he made only nine career tackles before Dewitt's arrival.



TRAVIS FISHER DEFENSIVE BACKS

- 1st Season at Nebraska
- 6th Career Season
- 6th Year as a College Coach

Fisher has emerged as a rising star following a nine-year NFL career. Fisher was the highest-drafted defensive player in UCF history (No. 64) until he was surpassed in 2018 when his pupil Mike Hughes was selected in the first round with the 30th pick after just one season in Orlando.



BARRETT RUUD INSIDE LINEBACKERS

- 1st Season at Nebraska
- 3rd Career Season
- 1st Full-Time Coaching Role

Nebraska's all-time leading tackler, Ruud is in his first season as a full-time assistant coach. Ruud, who posted four consecutive 100-tackle seasons for the Tampa Bay Buccaneers, was a quality control administrator under Scott Frost at Central Florida the past two seasons.

GAME DAY COACHING SPOTS

SIDELINES

- Scott Frost, Head Coach
- Greg Austin, Defensive Line
- Sean Beckton, Tight Ends
- Erik Chinander, Defensive Coordinator
- Travis Fisher, Defensive Backs
- Ryan Held, Running Backs
- Barrett Ruud, Inside Linebackers

COACHES BOOTH

- Mike Dawson, Defensive Line
- Jovan Dewitt, Outside LBs/Special Teams Coord.
- Mario Verduzco, Quarterbacks
- Troy Walters, Offensive Coordinator/WRs

NEBRASKA SUPPORT STAFF

STRENGTH COACHES

- Zach Duval, Head Strength Coach
- Jasen Carlson, Assistant Strength Coach
- Dan Millington, Assistant Strength Coach
- Andrew Strop, Assistant Strength Coach

FOOTBALL ADMINISTRATION

- Gerrod Lambrecht, Chief of Staff
- Matt Davison, Associate A.D. - Football
- Adam Clark, Director of Football Operations
- Joni Duff, Football Secretary
- Teri Riggins, Football Secretary

ANALYSTS & QUALITY CONTROL STAFF

- Frank Verducci, Senior Offensive Analyst
- Dustin Haines, Offensive Analyst
- Jack Cooper, Defensive Quality Control
- Steve Cooper, Offensive Quality Control
- Zach Crespo, Special Teams Quality Control

PLAYER PERSONNEL & RECRUITING STAFF

- Ron Brown, Director of Player Development
- Sean Dillon, Director of Player Personnel
- Trent Mossbrucker, Dir. of Recruiting & Admin.
- Ryan Callaghan, Asst. Dir. of Player Personnel
- Kenny Wilhite, Director of High School Relations
- Mike Cassano, National High School Relations
- Kevin Ashmos, Recruiting Assistant

GRADUATE ASSISTANTS

- Demeitre Brim
- Chuka Ndulue
- Colby Ellis
- Nick Smith

GRADUATE MANAGERS & INTERNS

- Cole Ashby, Graduate Manager
- Steve DeMeo, Graduate Manager
- Sean Beckton Jr., Performance Intern
- Addison Morris, Recruiting/Operation Intern

FOOTBALL VIDEO

- Tate Guillotte, Director of Video Technology
- Ryan Voecks, Video Coordinator

GRADUATE MANAGERS & INTERNS

- Jay Terry, Equipment Manager
- Bryan Harrod, Assistant Equipment Manager
- Kyle Kotrous, Assistant Equipment Manager

ATHLETIC MEDICINE

- Mark Mayer, Head Football Athletic Trainer
- Drew Hamblin, Assistant Athletic Trainer
- Todd Johnson, Assistant Athletic Trainer
- Kengo Sugimoto, Grad. Asst. Athletic Trainer
- Michael Tsukamoto, Grad. Asst. Athletic Trainer
- Lonnie Albers, Associate A.D. - Medicine
- Jerry Weber, Head Athletic Trainer

PERFORMANCE NUTRITION

- Dave Ellis, Director of Performance Nutrition

CAREER STARTS - OFFENSE

PLAYER	'15	'16	'17	'18	ALL
Morgan Jr.	3	9	8	6	26
Farmer	-	11	8	5	24
Foster	0	4	12	6	22
Conrad	0	5	7	4	16
Jaimes	-	-	9	6	15
M. Farniok	-	-	4	6	10
Spielman	-	-	4	6	10
Wilbon	0	0	7	0	7
Ozigbo	0	1	3	3	7
Stoll	-	-	1	6	7
Martinez	-	-	-	5	5
Reimers	0	1	2	1	4
Wilson	-	-	0	3	3
Warner	-	-	-	3	3
M. Williams	-	-	-	2	2
C. Young	-	0	1	0	1
Bunch	-	-	-	1	1

CAREER STARTS - DEFENSE

PLAYER	'15	'16	'17	'18	ALL
D. Young II	11	9	11	6	37
Akinmoladun	4	13	12	6	35
A. Williams	3	11	8	5	27
Stoltenberg	0	9	12	3	24
T. Neal	5*	-	13*	6	24
C. Davis	-	4	12	3	19
Jackson	-	1	12	5	18
Gifford	0	0	7	6	13
Barry	-	0	2	6	8
Bootle	-	-	1	6	7
Stille	-	-	1	6	7
Lee Jr.	-	0	6	1	7
Reed	0	1	4	2	7
A. Davis	-	0	5	1	6
Ferguson	-	-	-	3	3
D. Williams	-	-	-	1	1
Dismuke	-	-	1	0	1

*at UCF

CAREER STARTS - SPECIAL TEAMS

PLAYER	'15	'16	'17	'18	ALL
Ober	13	13	12	2	40
Lightbourn	-	12	12	5	29
Pickering	-	-	-	6	6
Urbach	-	-	-	4	4
Armstrong	-	-	0	1	1

CONSECUTIVE STARTS (MIN. 10)

PLAYER, POSITION	STARTS
Freedom Akinmoladun, DL	31
Tre Neal, S	19*
Jerald Foster, OG	18
Brenden Jaimes, OT	15
Stanley Morgan Jr., WR	11
Dedrick Young, LB	10

*includes games at UCF

NEBRASKA DEPTH CHART • MINNESOTA

OFFENSIVE DEPTH CHART

WR	8	Stanley Morgan Jr.	6-1	200	Sr.	New Orleans, La.
	88	Jaron Woodyard	5-9	190	Jr.	Gaithersburg, Md.
LT	76	Brenden Jaimes	6-6	300	So.	Austin, Texas
	65	Christian Gaylord	6-6	310	Jr.	Baldwin City, Kan.
LG	67	Jerald Foster	6-3	335	Sr.	Lincoln, Neb.
	50	John Haridon	6-4	320	So.	West Des Moines, Iowa
C	63	Tanner Farmer	6-4	325	Sr.	Highland, Ill.
	62	Cole Conrad	6-5	320	Sr.	Fremont, Neb.
RG	56	Boe Wilson	6-3	305	So.	Lee's Summit, Mo.
	75	Trent Hixson	6-4	300	RFr.	Omaha, Neb.
RT	71	Matt Farniok	6-6	330	So.	Sioux Falls, S.D.
	70	Matt Sichterman	6-4	310	RFr.	Kings Mills, Ohio
TE	86	Jack Stoll	6-4	260	So.	Lone Tree, Colo.
	11	Austin Allen	6-8	245	RFr.	Aurora, Neb.
-OR-	82	Kurt Rafdal	6-7	250	RFr.	Carmel, Ind.
	81	Kade Warner	6-1	210	RFr.	Scottsdale, Ariz.
WR	19	Mike Williams	5-10	185	Jr.	Lake City, Fla.
	10	JD Spielman	5-9	185	So.	Eden Prairie, Minn.
WR	37	Wyatt Mazour	5-9	200	Jr.	Albion, Neb.
	-OR-	26	Miles Jones	5-8	175	Fr.
QB	2	Adrian Martinez	6-2	220	Fr.	Fresno, Calif.
	17	Andrew Bunch	6-1	210	So.	Thompson Station, Tenn.
RB	22	Devine Ozigbo	6-0	235	Sr.	Sachse, Texas
	28	Maurice Washington	6-1	190	Fr.	Stockton, Calif.

DEFENSIVE DEPTH CHART

DE	91	Freedom Akinmoladun	6-4	295	Sr.	Grandview, Mo.
	94	Khalil Davis	6-2	310	Jr.	Blue Springs, Mo.
-OR-	97	Deontre Thomas	6-3	290	So.	Mustang, Okla.
	96	Carlos Davis	6-2	325	Jr.	Blue Springs, Mo.
NG	99	Peyton Newell	6-3	300	Sr.	Hiawatha, Kan.
	-OR-	93	Damion Daniels	6-3	340	RFr.
DE	95	Ben Stille	6-5	290	So.	Ashland, Neb.
	97	Deontre Thomas	6-3	290	So.	Mustang, Okla.
-OR-	9	DaiShon Neal	6-7	310	Jr.	Houston, Texas
	43	Tyrin Ferguson	6-2	230	Jr.	New Orleans, La.
OLB	22	Alex Davis	6-5	255	Jr.	Riviera Beach, Fla.
	5	Dedrick Young II	6-1	245	Sr.	Peoria, Ariz.
ILB	31	Collin Miller	6-3	245	So.	Fishers, Ind.
	7	Mohamed Barry	6-1	230	Jr.	Grayson, Ga.
ILB	57	Jacob Weinmaster	6-0	225	Jr.	Loveland, Colo.
	12	Luke Gifford	6-4	245	Sr.	Lincoln, Neb.
OLB	4	Caleb Tannor	6-2	210	Fr.	Stone Mountain, Ga.
	21	Lamar Jackson	6-3	215	Jr.	Elk Grove, Calif.
CB	6	Eric Lee Jr.	6-0	215	Jr.	Milton, Mass.
	15	Braxton Clark	6-4	200	Fr.	Orlando, Fla.
S	24	Aaron Williams	5-11	190	Sr.	Atlanta, Ga.
	25	Antonio Reed	6-2	215	Sr.	Memphis, Tenn.
S	14	Tre Neal	6-1	215	Sr.	Atlanta, Ga.
	41	Deontai Williams	6-1	200	So.	Jacksonville, Fla.
CB	23	Dicaprio Bootle	5-10	190	So.	Miami, Fla.
	17	Cam Taylor	6-0	205	Fr.	Montgomery, Ala.

SPECIAL TEAMS DEPTH CHART

PK	32	Barret Pickering	6-0	195	Fr.	Birmingham, Ala.
	39	Cole Frahm	6-6	235	RFr.	Omaha, Neb.
P	98	Isaac Armstrong	5-11	205	Jr.	Lincoln, Neb.
	35	Caleb Lightbourn	6-3	250	Jr.	Washougal, Wash.
LS	92	Chase Urbach (LS)	6-3	210	Jr.	Grosse Pointe, Mich.
	84	Jordan Ober (SS)	6-1	225	Sr.	Las Vegas, Nev.
H	98	Isaac Armstrong	5-11	205	Jr.	Lincoln, Neb.
	35	Caleb Lightbourn	6-3	250	Jr.	Washougal, Wash.
KR	28	Maurice Washington	6-1	190	Fr.	Stockton, Calif.
	88	Jaron Woodyard	5-9	190	Jr.	Gaithersburg, Md.
PR	10	JD Spielman	5-9	185	So.	Eden Prairie, Minn.
	8	Stanley Morgan Jr.	6-1	200	Sr.	New Orleans, La.

2018 NEBRASKA GAME-BY-GAME STARTERS

OFFENSIVE STARTING LINEUPS

OPPONENT	WR	WR	WR	TE	RT	RG	C	LG	LT	QB	RB	PK
Colorado	Morgan Jr.	Williams	Spielman	Stoll	Farniok	Farmer	Conrad	Foster	Jaimes	Martinez	Bell	Pickering
Troy	Morgan Jr.	Reimers	Spielman	Stoll	Farniok	Farmer	Conrad	Foster	Jaimes	Bunch	Bell	Pickering
Michigan	Morgan Jr.	Williams	Spielman	Stoll	Farniok	Farmer	Conrad	Foster	Jaimes	Martinez	Bell	Pickering
Purdue	Morgan Jr.	Warner	Spielman	Stoll	Farniok	Wilson	Conrad	Foster	Jaimes	Martinez	Ozigbo	Pickering
Wisconsin	Morgan Jr.	Warner	Spileman	Stoll	Farniok	Wilson	Farmer	Foster	Jaimes	Martinez	Ozigbo	Pickering
Northwestern	Morgan Jr.	Warner	Spileman	Stoll	Farniok	Wilson	Farmer	Foster	Jaimes	Martinez	Ozigbo	Pickering
Minnesota												
Bethune-Cookman												
Ohio St.												
Illinois												
Michigan St.												
Iowa												

DEFENSIVE STARTING LINEUPS

OPPONENT	DE	NG	DE	OLB	ILB	ILB	OLB	CB	S	S	CB	P
Colorado	Akinmoladun	Stoltenberg	Stille	Ferguson	Young	Barry	Gifford	Jackson	Reed	Neal	Bootle	Lightbourn
Troy	Akinmoladun	Stoltenberg	Stille	Ferguson	Young	Barry	Gifford	Jackson	A. Williams	Neal	Bootle	Lightbourn
Michigan	Akinmoladun	Stoltenberg	Stille	Ferguson	Young	Barry	Gifford	Jackson	A. Williams	Neal	Bootle	Lightbourn
Purdue	Akinmoladun	C. Davis	Stille	D. Williams*	Young	Barry	Gifford	Jackson	A. Williams	Neal	Bootle	Lightbourn
Wisconsin	Akinmoladun	C. Davis	Stille	A. Davis	Young	Barry	Gifford	Jackson	A. Williams	Neal	Bootle	Lightbourn
Northwestern	Akinmoladun	C. Davis	Stille	Reed*	Young	Barry	Gifford	Jackson	A. Williams	Neal	Bootle	Armstrong
Minnesota												
Bethune-Cookman												
Ohio St.												
Illinois												
Michigan St.												
Iowa												

*NU opened with three safeties

2018 NEBRASKA PLAYER PARTICIPATION

PLAYER, POS.	GP	GS	PLAYER, POS.	GP	GS	PLAYER, POS.	GP	GS
Freedom Akinmoladun, DE	6	6	Will Honas, ILB	4	0	Matt Sichterman, OL	2	0
Austin Allen, TE	6	0	Andre Hunt, WR	1	0	CJ Smith, DB	2	0
Isaac Armstrong, P/H	6	1	Lamar Jackson, CB	6	5	JD Spielman, WR	6	6
Mohamed Barry, ILB	6	6	Brenden Jaimes, OL	6	6	Ben Stille, DL	6	6
Greg Bell, RB	4	3	Cameron Jurgens, TE	1	0	Jack Stoll, TE	6	6
Dicaprio Bootle, CB	6	6	Eric Lee Jr., CB	3	1	Mick Stoltenberg, DL	3	3
Andrew Bunch, QB	4	1	Caleb Lightbourn, P	6	5	Jeremiah Stovall, DB	3	0
Tony Butler, S	5	1	Tyjon Lindsey, WR	4	0	Eli Sullivan, S	2	0
Braxton Clark, CB	1	0	Adrian Martinez, QB	5	5	Caleb Tannor, OLB	6	0
Cole Conrad, OL	5	4	Wyatt Mazour, RB	6	0	Cam Taylor, CB	5	0
Ethan Cox, CB	5	0	Jaevon McQuitty, WR	3	0	Deontre Thomas, DL	4	0
Damion Daniels, DL	6	0	Collin Miller, OLB	6	0	Guy Thomas, DL	3	0
Alex Davis, OLB	6	1	Hunter Miller, OL	1	0	Chase Urbach, LS	4	4
Carlos Davis, DL	6	3	Stanley Morgan Jr., WR	6	6	Kade Warner, WR	3	3
Khalil Davis, DL	6	0	DaiShon Neal, DL	6	0	Maurice Washington, RB	5	0
Marquel Dismuke, S	5	0	Tre Neal, S	6	6	Jacob Weinmaster, ILB	6	0
JoJo Domann, S	2	0	Peyton Newell, DL	6	0	Mikale Wilbon, RB	2	0
Tanner Farmer, OL	6	5	Jordan Ober, LS	6	2	Aaron Williams, S	6	5
Matt Farniok, OL	6	6	Devine Ozigbo, RB	6	3	Deontai Williams, S	6	1
Tyrin Ferguson, OLB	4	3	Barret Pickering, PK	6	6	Mike Williams, WR	6	2
Jerald Foster, OL	6	6	Kurt Rafdal, TE	6	1	Boe Wilson, OL	6	3
Christian Gaylord, OL	4	0	John Raridon, OL	1	0	Jaron Woodyard, WR	4	4
Luke Gifford, OLB	6	6	Antonio Reed, S	6	2	Dedrick Young II, ILB	6	6
Trent Hixson, OL	2	0	Bryan Reimers, WR	4	1			
Todd Honas, WR	5	0	Austin Rose, RB	3	0			

NUMERICAL ROSTER

NO.	NAME	POS.
2	Tony Butler	CB
2	Adrian Martinez	QB
3	Will Honas	ILB
4	Avery Anderson	S
4	Jaevon McQuitty	WR
4	Caleb Tannor	OLB
5	Dedrick Young II	ILB
6	Eric Lee Jr.	CB
7	Mohamed Barry	ILB
8	Stanley Morgan Jr.	WR
9	DaiShon Neal	DL
10	JD Spielman	WR
11	Austin Allen	TE
11	Vaha Vainuku	DL
12	Luke Gifford	OLB
12	Katerian Legrone	TE
13	JoJo Domann	S
13	Justin McGriff	WR
14	Tre Neal	S
15	Braxton Clark	CB
15	Andre Hunt	WR
16	Ethan Cox	CB
16	Noah Vedral	QB
17	Andrew Bunch	QB
17	Cam Taylor	CB
18	Matt Masker	QB
18	Guy Thomas	OLB
19	Marquel Dismuke	S
19	Mike Williams	WR
21	Lamar Jackson	CB
21	Mikale Wilbon	RB
22	Alex Davis	OLB
22	Devine Ozigbo	RB
23	Dicaprio Bootle	CB
24	Aaron Williams	S
25	Antonio Reed	S
26	Miles Jones	RB
26	CJ Smith	S
28	Maurice Washington	RB
29	Bennett Folkers	WR
29	Cam'ron Jones	S
29	Austin Rose	RB
30	Quayshon Alexander	OLB
30	Bo Kitrell	RB
30	Eli Sullivan	S
31	Keaton Henry	TE
31	Collin Miller	ILB
32	Pernell Jefferson	OLB
32	Barret Pickering	PK
33	Jaylin Bradley	RB
34	Breon Dixon	OLB
34	Simon Otte	OLB
35	Moses Bryant	CB
35	Caleb Lightbourn	P
36	Christian Banker	WR
36	Spencer Jordan	ILB
36	Reid Karel	DB
37	Corbin Frederick	DB
37	Wyatt Mazour	RB
38	Brody Belt	RB
38	Damian Jackson	DL
39	Bradley Bunner	DB
39	Cole Frahm	PK
39	Andrew Thurman	WR
40	Grant Jordan	ILB
40	Brandon Robbins	WR
41	Justin Holm	WR
41	Deontai Williams	S

2018 NEBRASKA ALPHABETICAL ROSTER

NO.	NAME	POS.	HT.	WT.	YR.	HOMETOWN (HIGH SCHOOL/COLLEGE)
91 ***	Akinmoladun, Freedom	DL	6-4	295	Sr.	Grandview, Mo. (Grandview)
30	Alexander, Quayshon	OLB	6-3	250	So.	Prospect Park, N.J. (De Paul Catholic)
42	Alioth Jr., Chad	WR	6-2	195	RFr.	Omaha, Neb. (North)
11	Allen, Austin	TE	6-8	245	RFr.	Aurora, Neb. (Aurora)
45	Alston, David	OLB	6-4	225	Fr.	Saint Paul, Minn. (Woodbury)
4	* Anderson, Avery	S	6-0	180	Jr.	Surprise, Ariz. (Pine Creek [Colo.])
75	Anderson, Fyn	DL	6-3	285	Jr.	Lincoln, Neb. (Southeast)
50	Archer, Jake	LB	6-0	210	Fr.	Omaha, Neb. (Skutt Catholic)
98	Armstrong, Isaac	P	5-11	205	Jr.	Lincoln, Neb. (Kearney HS/Southwest HS)
61	Balenger, Mitchell	OL	6-2	305	Fr.	Leonardtown, Md. (Leonardtown/Fork Union [Va.] Military Academy)
51	Banderas, Anthony	LB	6-1	225	Fr.	Lincoln, Neb. (Southwest)
73	Bando, Broc	OL	6-5	315	RFr.	Lincoln, Neb. (IMG [Fla.] Academy)
36	Banker, Christian	WR	6-0	190	RFr.	Omaha, Neb. (Skutt Catholic)
7	** Barry, Mohamed	ILB	6-1	230	Jr.	Grayson, Ga. (Grayson)
38	Belt, Brody	RB	5-8	185	Fr.	Omaha, Neb. (Millard West)
23	* Bootle, Dicaprio	CB	5-10	190	So.	Miami, Fla. (Southridge)
33	* Bradley, Jaylin	RB	6-0	210	So.	Bellevue, Neb. (West)
35	Bryant, Moses	CB	5-11	200	Fr.	Elkhorn, Neb. (South)
17	Bunch, Andrew	QB	6-1	210	So.	Thompson's Station, Tenn. (Independence/Scottsdale [Ariz.] CC)
39	Bunner, Bradley	DB	6-0	190	RFr.	Clarkson, Neb. (Clarkson)
2	* Butler, Tony	CB	6-2	205	So.	Lakewood, Ohio (St. Edward)
58	Cassidy, Chris	ILB	6-0	225	Fr.	Lincoln, Neb. (Pius X)
45	Chaffin, Ty	WR	6-5	210	So.	Burwell, Neb. (Burwell)
15	Clark, Braxton	CB	6-4	200	Fr.	Orlando, Fla. (Dr. Phillips)
62	** Conrad, Cole	OL	6-5	320	Sr.	Fremont, Neb. (Archbishop Bergan)
16	Cox, Ethan	CB	5-10	185	RFr.	Blair, Neb. (Blair)
95	Cromer, Alec	P	6-4	230	So.	Beatrice, Neb. (Beatrice/South Dakota State)
93	Daniels, Damion	DL	6-3	340	RFr.	Dallas, Texas (Bishop Dunne)
22	** Davis, Alex	OLB	6-5	255	Jr.	Riviera Beach, Fla. (Dwyer)
96	** Davis, Carlos	DL	6-2	325	Jr.	Blue Springs, Mo. (Blue Springs)
94	** Davis, Khalil	DL	6-2	310	Jr.	Blue Springs, Mo. (Blue Springs)
19	* Dismuke, Marquel	S	6-2	200	So.	Compton, Calif. (Calabasas)
34	Dixon, Breon	OLB	6-0	205	So.	Loganville, Ga. (Grayson/Ole Miss)
13	* Domann, JoJo	S	6-1	225	So.	Colorado Springs, Colo. (Pine Creek)
63	** Farmer, Tanner	OL	6-4	325	Sr.	Highland, Ill. (Highland)
71	* Farniok, Matt	OL	6-6	330	So.	Sioux Falls, S.D. (Washington)
68	Farniok, Will	OL	6-3	290	Fr.	Sioux Falls, S.D. (Washington)
82	Feist, Colton	DL	6-2	255	Fr.	Yutan, Neb. (Yutan)
43	** Ferguson, Tyrin	OLB	6-2	230	Jr.	New Orleans, La. (Edna Karr)
29	Folkers, Bennett	WR	6-2	195	Fr.	Gothenburg, Neb. (Gothenburg)
52	Forbes, AJ	OL	6-4	290	Fr.	Bellevue, Neb. (West)
67	*** Foster, Jerald	OL	6-3	335	Sr.	Lincoln, Neb. (Southeast)
39	Frahm, Cole	PK	6-6	235	RFr.	Omaha, Neb. (Burke)
37	Frederick, Corbin	DB	5-11	205	Fr.	Mansfield, Texas (Mansfield)
65	* Gaylord, Christian	OL	6-6	310	Jr.	Baldwin City, Kan. (Baldwin City)
12	*** Gifford, Luke	OLB	6-4	245	Sr.	Lincoln, Neb. (Southeast)
49	Hemphill, Austin	RB	5-11	225	Jr.	Gretna, Neb. (Gretna)
31	Henry, Keaton	TE	6-2	235	So.	Albion, Neb. (Boone Central)
75	Hixson, Trent	OL	6-4	300	RFr.	Omaha, Neb. (Skutt Catholic)
47	Hohenstein, Branden	TE	6-4	225	So.	Jackson, Neb. (Bishop Heelan Catholic [Iowa])
41	Holm, Justin	WR	6-6	185	Fr.	Lincoln, Neb. (Southwest)
89	Honas, Todd	WR	5-11	200	So.	Aurora, Neb. (Aurora)
3	Honas, Will	ILB	6-1	235	Jr.	Wichita, Kan. (Bishop Carroll/Butler [Kan.] CC)
15	Hunt, Andre	WR	6-0	190	Fr.	Palm Dale, Calif. (Paraclete)
38	Jackson, Damian	DL	6-2	270	RFr.	Las Vegas, Nev. (Shadow Ridge)
21	** Jackson, Lamar	CB	6-3	215	Jr.	Elk Grove, Calif. (Franklin)
76	* Jaimes, Brenden	OL	6-6	300	So.	Austin, Texas (Lake Travis)
47	Jarzynka, Matt	DL	6-4	260	Sr.	Loup City, Neb. (Loup City)
32	Jefferson, Pernell	OLB	6-2	250	So.	New Orleans, La. (Warren Easton)
53	Johnson, Joseph	ILB	6-3	235	Fr.	Gretna, Neb. (Gretna)
29	Jones, Cam'ron	S	6-0	200	Fr.	Mansfield, Texas (Mansfield)
26	Jones, Miles	RB	5-8	175	Fr.	Miramar, Fla. (American Heritage)
40	Jordan, Grant	ILB	6-2	205	So.	Omaha, Neb. (Westside)
36	Jordan, Spencer	ILB	6-2	210	So.	Omaha, Neb. (Westside)
44	Jurgens, Cameron	TE	6-3	270	Fr.	Beatrice, Neb. (Beatrice)
36	* Karel, Reid	DB	6-3	205	Jr.	Seward, Neb. (Seward)
30	Kitrell, Bo	RB	6-1	225	Sr.	Ashland, Neb. (Ashland-Greenwood)
48	Krull, Bryson	TE	6-3	240	Fr.	North Platte, Neb. (North Platte)
6	** Lee Jr., Eric	CB	6-0	215	Jr.	Milton, Mass. (Valor Christian [Colo.])
12	Legrone, Katerian	TE	6-3	235	Fr.	Atlanta, Ga. (The B.E.S.T. Academy)
85	Liewer, Wyatt	WR	6-3	185	Fr.	O'Neill, Neb. (O'Neill)
35	** Lightbourn, Caleb	P	6-3	250	Jr.	Washougal, Wash. (Camas)
90	Lingenfelter, Ben	DL	6-4	275	RFr.	Cherokee, Iowa (Washington)
2	Martinez, Adrian	QB	6-2	220	Fr.	Fresno, Calif. (Clovis West)
18	Masker, Matt	QB	6-1	220	Fr.	Kearney, Neb. (Kearney Catholic)
37	Mazour, Wyatt	RB	5-9	200	Jr.	Albion, Neb. (Boone Central)
48	McCallum, Lane	DB	6-2	210	RFr.	Norfolk, Neb. (Norfolk/Air Force)
96	McCashland, Noah	PK	6-1	180	Fr.	Lincoln, Neb. (Pius X)
13	McGriff, Justin	WR	6-6	230	Fr.	Tampa, Fla. (Jefferson)
4	McQuitty, Jaevon	WR	6-0	205	RFr.	Columbia, Mo. (Battle)

2018 NEBRASKA ALPHABETICAL ROSTER

NO.	NAME	POS.	HT.	WT.	YR.	HOMETOWN (HIGH SCHOOL/COLLEGE)
31	* Miller, Collin	ILB	6-3	245	So.	Fishers, Ind. (Hamilton Southeastern)
66	Miller, Hunter	OL	6-4	325	RFr.	Stromsburg, Neb. (Cross County)
8	*** Morgan Jr., Stanley	WR	6-1	200	Sr.	New Orleans, La. (St. Augustine)
94	Mueller, Cade	LS	6-0	210	Fr.	Gretna, Neb. (Gretna)
9	** Neal, DaiShon	DL	6-7	310	Jr.	Houston, Texas (Omaha [Neb.] Central)
14	Neal, Tre	S	6-1	215	Sr.	Atlanta, Ga. (Buford/Central Florida)
99	* Newell, Peyton	DL	6-3	300	Sr.	Hiawatha, Kan. (Hiawatha)
84	*** Ober, Jordan	LS	6-1	225	Sr.	Las Vegas, Nev. (Bishop Gorman)
34	Otte, Simon	OLB	6-1	205	Fr.	York, Neb. (York)
22	*** Ozigbo, Devine	RB	6-0	235	Sr.	Sachse, Texas (Sachse)
55	Paup, Jordan	OLB	6-3	245	RFr.	Central City, Neb. (Central City)
59	Perez, Brian	OL	6-3	230	So.	Hartle, Iowa (Hartley-Melvin-Sanborn)
32	Pickering, Barret	PK	6-0	195	Fr.	Birmingham, Ala. (Hoover)
91	Pieper, Cameron	LS	6-3	210	Fr.	Lincoln, Neb. (Southwest)
82	Rafdal, Kurt	TE	6-7	250	RFr.	Carmel, Ind. (Carmel)
50	Raridon, John	OL	6-4	320	So.	West Des Moines, Iowa (Valley)
25	*** Reed, Antonio	S	6-2	215	Sr.	Memphis, Tenn. (Southaven [Miss.])
83	** Reimers, Bryan	WR	6-5	220	Sr.	Lincoln, Neb. (East)
40	Robbins, Brandon	WR	6-3	195	RFr.	Bellevue, Neb. (East)
98	Rogers, Casey	DL	6-4	275	Fr.	Syracuse, N.Y. (Westhill/Old Farms [Conn.] Prep)
29	* Rose, Austin	RB	6-1	240	Sr.	Lincoln, Neb. (North Star)
43	Ruth, Connor	RB	5-11	205	Fr.	Malcolm, Neb. (Seward)
46	Ruth, Corbin	DB	6-0	200	RFr.	Malcolm, Neb. (Seward/Northwest Missouri State)
54	Schommer, Ryan	DL	6-4	250	Fr.	Norfolk, Neb. (Norfolk)
56	Shefke, Collin	OL	6-3	300	Fr.	Lincoln, Neb. (Southwest)
70	Sichterman, Matt	OL	6-4	310	RFr.	Kings Mills, Ohio (Kings)
26	Smith, CJ	S	6-2	205	Fr.	West Palm Beach, Fla. (Oxbridge Academy)
10	* Spielman, JD	WR	5-9	185	So	Eden Prairie, Minn. (Eden Prairie)
49	Stalbird, Isaiah	S	6-0	195	Fr.	Kearney, Neb. (Kearney)
95	* Stille, Ben	DL	6-5	290	So.	Ashland, Neb. (Ashland-Greenwood)
86	* Stoll, Jack	TE	6-4	260	So.	Lone Tree, Colo. (Regis Jesuit)
44	*** Stoltenberg, Mick	DL	6-5	315	Sr.	Gretna, Neb. (Gretna)
42	* Stovall, Jeremiah	S	5-11	195	Jr.	Omaha, Neb. (Creighton Prep)
30	* Sullivan, Eli	S	6-2	195	So.	Longmont, Colo. (Longmont)
4	Tannor, Caleb	OLB	6-2	210	Fr.	Stone Mountain, Ga. (Miller Grove)
17	Taylor, Cam	CB	6-0	205	Fr.	Montgomery, Ala. (Park Crossing)
97	* Thomas, Deontre	DL	6-3	290	So.	Mustang, Okla. (Mustang)
18	Thomas, Guy	OLB	6-3	230	RFr.	Miami, Fla. (Booker T. Washington)
39	Thurman, Andrew	WR	6-4	205	RFr.	Stillwell, Kan. (Blue Valley West)
92	Urbach, Chase	LS	6-3	210	Jr.	Grosse Pointe, Mich. (South)
11	Vainuku, Vaha	DL	6-3	325	Jr.	Salt Lake City, Utah (East/Utah)
16	Vedral, Noah	QB	6-1	200	So.	Wahoo, Neb. (Bishop Neumann/UCF)
72	Virka, Nick	OL	6-6	235	Jr.	Morse Bluff, Neb. (North Bend)
55	Walker, Chris	DL	6-6	290	RFr.	Lincoln, Neb. (East)
90	Walker, Jackson	P	6-4	260	Jr.	Overland Park, Kan. (Blue Valley Northwest/Coffeyville CC/Johnson County/Kansas)
81	Warner, Kade	WR	6-1	210	RFr.	Scottsdale, Ariz. (Desert Mountain)
28	Washington, Maurice	RB	6-1	190	Fr.	Stockton, Calif. (Trinity [Texas] Christian Academy)
57	* Weinmaster, Jacob	ILB	6-0	225	Jr.	Loveland, Colo. (Loveland)
21	*** Wilbon, Mikale	RB	5-9	220	Sr.	Chicago, Ill. (De La Salle Institute)
92	Wildeman, Tate	DL	6-5	275	Fr.	Parker, Colo. (Legend)
24	*** Williams, Aaron	S	5-11	190	Sr.	Atlanta, Ga. (Carver)
41	Williams, Deontai	S	6-1	200	So.	Jacksonville, Fla. (Trinity Christian Academy/Jones County [Miss.] CC)
19	Williams, Mike	WR	5-10	185	Jr.	Lake City, Fla. (Columbia HS/Georgia Southern/East Mississippi CC)
56	* Wilson, Boe	OL	6-3	305	So.	Lee's Summit, Mo. (Lee's Summit West)
88	Woodyard, Jaron	WR	5-9	190	Jr.	Gaithersburg, Md. (The Avalon School/Arizona Western CC)
87	* Young, Conor	WR	6-2	175	Jr.	Cozad, Neb. (Cozad)
5	*** Young II, Dedrick	ILB	6-1	245	Sr.	Peoria, Ariz. (Centennial)

Returning letterwinners in **bold**; *denotes letters earned

2018 NEBRASKA PRONUNCIATION GUIDE

Freedom Akinmoladun.....ackin-moo-LAW-doon
 Chad Alioth Jr.....EH-LEE-uth
 Ty Chaffin.....CHAFF-inn
 Khalil Davis.....kuh-LEEL
 Marquel Dismuke.....marr-KELL diss-MUKE
 Matt/Will Farniok.....FAR-knee-ack
 Colton Feist.....FEAST
 Cole Frahm.....FROMM
 Branden Hohenstein.....HO-inn-stine
 Will/Todd Honas.....HO-nuss
 Brenden Jaimes.....HYME-iss
 Matt Jarzynka.....jar-ZINK-uh
 Reid Karel.....CARL
 Bo Kitrell.....KIT-trull
 Katerian Legrone.....kuh-TAIR-EE-un leh-GROAN
 Wyatt Liewer.....LEE-vurr
 Tyjon Lindsey.....TIE-zjawn

Wyatt Mazour.....MUH-zoo-er
 Jaevon McQuitty.....JAY-vaughn
 DaiShon Neal.....DAY-shawn
 Simon Otte.....OH-tee
 Devine Ozigbo.....oh-ZIG-bo
 Jordan Paup.....POP
 Cameron Pieper.....PIPE-urr
 Kurt Rafdal.....RAFF-doll
 Bryan Reimers.....RHYME-ers
 Ryan Schommer.....SHOME-urr
 Ben Stille.....STILL-ee
 Vaha Vainuku.....vye-NEW-koo
 Jacob Weinmaster.....WINE-master
 Mikale Wilbon.....mick-KALE
 Tate Wildeman.....WILL-duh-munn
 Jaron Woodyard.....WOOD-yard
 Dedrick Young II.....DEAD-rik

NUMERICAL ROSTER

NO.	NAME	POS.
42	Chad Alioth Jr.	WR
42	Jeremiah Stovall	S
43	Tyrin Ferguson	OLB
43	Connor Ruth	RB
44	Cameron Jurgens	TE
44	Mick Stoltenberg	DL
45	David Alston	OLB
45	Ty Chaffin	WR
46	Corbin Ruth	DB
47	Branden Hohenstein	TE
47	Matt Jarzynka	DL
48	Bryson Krull	TE
48	Lane McCallum	DB
49	Austin Hemphill	RB
49	Isaiah Stalbird	S
50	Jake Archer	LB
50	John Raridon	OL
51	Anthony Banderas	LB
52	AJ Forbes	OL
53	Joseph Johnson	ILB
54	Ryan Schommer	DL
55	Jordan Paup	OLB
55	Chris Walker	DL
56	Collin Shefke	OL
56	Boe Wilson	OL
57	Jacob Weinmaster	ILB
58	Chris Cassidy	ILB
59	Brian Perez	OL
61	Mitchell Balenger	OL
62	Cole Conrad	OL
63	Tanner Farmer	OL
65	Christian Gaylord	OL
66	Hunter Miller	OL
67	Jerald Foster	OL
68	Will Farniok	OL
70	Matt Sichterman	OL
71	Matt Farniok	OL
72	Nick Virka	OL
73	Broc Bando	OL
75	Fyn Anderson	DL
75	Trent Hixson	OL
76	Brenden Jaimes	OL
81	Kade Warner	WR
82	Colton Feist	DL
82	Kurt Rafdal	TE
83	Bryan Reimers	WR
84	Jordan Ober	LS
85	Wyatt Liewer	WR
86	Jack Stoll	TE
87	Conor Young	WR
88	Jaron Woodyard	WR
89	Todd Honas	WR
90	Ben Lingenfelter	DL
90	Jackson Walker	P
91	Freedom Akinmoladun	DL
91	Cameron Pieper	LS
92	Chase Urbach	LS
92	Tate Wildeman	DL
93	Damion Daniels	DL
94	Khalil Davis	DL
94	Cade Mueller	LS
95	Alec Cromer	P
95	Ben Stille	DL
96	Carlos Davis	DL
96	Noah McCashland	PK
97	Deontre Thomas	DL
98	Isaac Armstrong	P
98	Casey Rogers	DL
99	Peyton Newell	DL



2 ADRIAN MARTINEZ

6-2 | 220 | FR. | QB
FRESNO, CALIF.

CAREER HONORS

- Nebraska Scholar-Athlete Honor Roll (Spring 2018)
- Athlon National Freshman of the Week (9/10)

NEBRASKA RECORDS

- Season Passing Yards by a True Freshman (1,167)
- Season Total Offense by a True Freshman (1,457)
- Game Passing Yards by a True Freshman (384 at Wisconsin)
- Game Total Offense by a Freshman (441 at Wisconsin)
- Game Rushing Yards by a True Freshman Quarterback (117 vs. Colorado)
- Game Completions by a True Freshman (25 vs. Purdue and Northwestern)

CAREER NOTES

- Is the only true freshman quarterback to start the season opener in Nebraska history (1 of 2 freshmen overall along with Taylor Martinez)
- Is 1 of 3 true freshmen to start at quarterback in Husker history (also Tommie Frazier in 1993 and Cody Green in 2009)
- Ranks 2nd in Nebraska history with two career 400-yard total offense games

2018 NCAA RANKINGS (TOP 25)

- Total Offense Per Game: 19th (291.4)

2018 BIG TEN RANKINGS (TOP 5)

- Total Offense Per Game: 2nd (291.4)

2018 SEASON HIGHLIGHTS

- Martinez and Oklahoma's Kyler Murray are the only two FBS players averaging 225 passing yards per game and 50 rushing yards per game
- Has led Nebraska to more than 500 yards of total offense in three of his five starts
- Ranks 2nd nationally among FBS freshmen in total offensive yards per game (291.4)
- Ranks 3rd nationally among FBS freshmen in passing yards per game (233.4)
- Is averaging 255.0 passing yards per game and 104.0 rushing yards per game in his two home games
- Set then-Nebraska true freshman records for passing yards (187) and total offense (304 yards) in season opener against Colorado
- Also ran for 117 yards against the Buffs, the first 100-yard rushing game by a true freshman quarterback in Nebraska history
- Marked the first 100-yard rushing game by an NU quarterback since 2016
- 41-yard touchdown run vs. CU was the longest by a Husker quarterback since 2014
- Left the game in the fourth quarter with an injury
- Missed the Troy game due to a knee injury
- Returned at Michigan, started and played the entire first half, but played only one snap in the second half
- Broke his earlier NU true freshman records with 323 passing yards and 414 yards of total offense vs. Purdue

- His 414 yards of total offense against Purdue ranked 10th in Husker history (currently 11th)
- Posted the 4th-highest total offense game in NU history with 441 yards at No. 16 Wisconsin
- The 441 yards of total offense are the 3rd-highest total by a freshman in 2018
- Threw for a career-high 384 yards vs. the Badgers, including a career-long 75-yard TD
- Totaled 288 yards of offense at Northwestern, including his third straight game with 250 passing yards (251)

2018 PASSING GAME-BY-GAME

OPPONENT	COMP-ATT	YDS	TD	INT
Colorado	15-20	187	1	1
Troy	- DNP (injured) -			
at Michigan	7-15	22	0	1
Purdue	25-42	323	2	1
at Wisconsin	24-42	384	2	0
at Northwestern	25-35	251	1	2
Minnesota				
Bethune-Cookman				
at Ohio St.				
Illinois				
Michigan St.				
at Iowa				

2018 RUSHING GAME-BY-GAME

OPPONENT	ATT.	YDS	TD	LONG
Colorado	15	117	2	41
Troy	- DNP (injured) -			
at Michigan	7	-12	0	15
Purdue	18	91	0	23
at Wisconsin	13	57	1	28
at Northwestern	13	37	0	13
Minnesota				
Bethune-Cookman				
at Ohio St.				
Illinois				
Michigan St.				
at Iowa				

CAREER PASSING STATS

YEAR	G/S	CMP-ATT	PCT	YDS	TD	INT
2018	5/5	96-154	62.3	1,167	6	5

CAREER RUSHING STATS

YEAR	G/S	ATT.	NET	Y/A	Y/G	TD
2018	5/5	66	290	4.4	58.0	3

Receiving: 1 rec., -11 yds, 0 TDs

CAREER PASSING HIGHS

Attempts	42 twice
Completions	25 twice
Yards	384 at Wisconsin (2018)
Touchdowns	2 twice
Long Completion	75 at Wisconsin (TD) (2018)

CAREER RUSHING HIGHS

Attempts	18 vs. Purdue (2018)
Yards	117 vs. Colorado (2018)
Touchdowns	2 vs. Colorado (2018)
Long Rush	41 vs. Colorado (TD) (2018)



4 CALEB TANNOR

6-2 | 210 | FR. | OLB
STONE MOUNTAIN, GA.

2018 SEASON HIGHLIGHTS

- Had one solo tackle on special teams in his Husker debut against Colorado
- Added his second career tackle - and first on defense - at Michigan
- Recorded a tackle on defense against both Purdue and Wisconsin

2018 GAME-BY-GAME

OPPONENT	UT-AT-TT	TFL-YD	SACK-YD
Colorado	1-0-1	0-0	0.0-0
Troy	0-0-0	0-0	0.0-0
at Michigan	1-0-1	0-0	0.0-0
Purdue	1-0-1	0-0	0.0-0
at Wisconsin	0-1-1	0-0	0.0-0
at Northwestern	0-0-0	0-0	0.0-0
Minnesota			
Bethune-Cookman			
at Ohio St.			
Illinois			
Michigan St.			
at Iowa			

CAREER TACKLE STATS

YEAR	G/S	UT	AT	TT	TFL-YD	SCK-YD
2018	6/0	3	1	4	0-0	0.0-0

CAREER MISCELLANEOUS STATS

YEAR	FF	FR	PBU	INT	QBH	BLK
2018	0	0	0	0	0	0

CAREER HIGHS

Tackles	1 four times
TFLs	none
Sacks	none
Breakups	none



5 DEDRICK YOUNG II

6-1 | 245 | SR. | ILB

PEORIA, ARIZ.

CAREER HONORS

- BTN All-Freshman Team (2015)
- Nebraska Newcomer of the Year (2015)
- Academic All-Big Ten (2016)
- Nebraska Scholar-Athlete Honor Roll (Spring 2015)
- 2-Time Brook Berringer Citizenship Team
- 2-Time Tom Osborne Citizenship Team

NEBRASKA RECORDS

- Season Tackles by a True Freshman (61 in 2015)

CAREER NOTES

- 4th Husker to record 200 career tackles prior to his senior season
- 201 tackles were most by a Husker entering his senior season since Barrett Ruud - Young's position coach - in 2004 (289)
- 37 starts rank 2nd among Big Ten linebackers behind Wisconsin's T.J. Edwards (45)
- Ranks 18th in school history with 237 career tackles

2018 SEASON HIGHLIGHTS

- 3rd on the team with 36 tackles
- Tied his career high with two TFLs as part of a nine-tackle performance against Colorado
- Had at least six tackles in each of the first three Big Ten games

2018 GAME-BY-GAME

OPPONENT	UT-AT-TT	TFL-YD	SACK-YD
Colorado	4-5-9	2-3	0.0-0
Troy	2-1-3	1-0	0.0-0
at Michigan	5-1-6	0-0	0.0-0
Purdue	3-4-7	0-0	0.0-0
at Wisconsin	3-4-7	0-0	0.0-0
at Northwestern	3-1-4	0-0	0.0-0
Minnesota			
Bethune-Cookman			
at Ohio St.			
Illinois			
Michigan St.			
at Iowa			

CAREER TACKLE STATS

YEAR	G/S	UT	AT	TT	TFL-YD	SCK-YD
2015	12/11	25	36	61	5-8	0.0-0
2016	12/9	34	26	60	4-5	1.0-3
2017	12/11	33	47	80	4-9	1.0-5
2018	6/6	20	16	36	3-3	0.0-0
TOTAL	42/37	112	125	237	16-25	2.0-8

CAREER MISCELLANEOUS STATS

YEAR	FF	FR	PBU	INT	QBH	BLK
2015	0	0	3	0	2	0
2016	1	0	4	0	2	0
2017	0	0	1	0	1	0
2018	0	0	2	0	0	0
TOTAL	1	0	10	0	5	0

CAREER HIGHS

Tackles	14 vs. Ohio St. (2017)
TFLs	2 four times
Sacks	1.0 twice
Breakups	2 vs. Purdue (2016)

NEBRASKA CAREER TACKLES

RK.	PLAYER, YEARS	TACKLES
1.	Barrett Ruud, 2001-04	432
2.	Jerry Murtaugh, 1968-70	342
3.	Mike Brown, 1996-99	287
4.	Lavonte David, 2010-11	285
5.	Lee Kunz, 1976-78	276
6.	Nathan Gerry, 2013-16	273
	Clete Pillen, 1974-76	273
8.	Steve Damkroger, 1979-82	269
9.	Ed Stewart, 1991-94	257
10.	Marc Munford, 1983-86	256
11.	Jim Wightman, 1975-77	254
12.	Trev Alberts, 1990-93	248
13.	Will Compton, 2009-12	247
14.	Mike Knox, 1981-85	245
15.	Broderick Thomas, 1985-88	242
16.	Corey McKeon, 2004-007	240
17.	Wayne Meylan, 1965-67	238
18.	Dedrick Young II, 2015-18	237



6 ERIC LEE JR.

6-0 | 215 | JR. | CB

MILTON, MASS.

CAREER HONORS

- 2-Time Nebraska Scholar-Athlete Honor Roll
- 2-Time Brook Berringer Citizenship Team
- 2-Time Tom Osborne Citizenship Team

PERSONAL NOTES

- His father, Eric Sr., earned his doctorate degree from Nebraska

2018 SEASON HIGHLIGHTS

- Saw his first action of the season off the bench against Purdue, recording five tackles
- Earned his first start of the season at No. 16 Wisconsin and totaled five tackles

2018 GAME-BY-GAME

OPPONENT	UT-AT-TT	TFL-YD	PBU	INT
Colorado		-DNP-		
Troy		-DNP-		
at Michigan		-DNP-		
Purdue	2-3-5	0-0	0	0
at Wisconsin	2-3-5	0-0	0	0
at Northwestern	0-0-0	0-0	0	0
Minnesota				
Bethune-Cookman				
at Ohio St.				
Illinois				
Michigan St.				
at Iowa				

CAREER TACKLE STATS

YEAR	G/S	UT	AT	TT	TFL-YD	SCK-YD
2015						
2016	8/0	1	1	2	1-1	0.0-0
2017	9/6	18	12	30	1-1	0.0-0
2018	3/1	4	6	10	0-0	0.0-0
TOTAL	20/7	23	19	42	2-2	0.0-0

CAREER MISCELLANEOUS STATS

YEAR	FF	FR	PBU	INT	QBH	BLK
2015						
2016	0	0	0	0	0	0
2017	0	0	2	0	0	0
2018	0	0	0	0	0	0
TOTAL	0	0	2	0	0	0

CAREER HIGHS

Tackles	7 vs. Arkansas St. (2017)
TFLs	1 twice
Sacks	none
Breakups	1 twice
Interceptions	none



7 MOHAMED BARRY

6-1 | 230 | JR. | ILB

GRAYSON, GA.

CAREER HONORS

- 2-Time Academic All-Big Ten
- 3-Time Nebraska Scholar-Athlete Honor Roll
- 3-Time Brook Berringer Citizenship Team
- 3-Time Tom Osborne Citizenship Team

PERSONAL NOTES

- Born in Atlanta, moved to Africa when he was 1 and moved back to the U.S. to start kindergarten

2018 BIG TEN RANKINGS (TOP 5)

- Tackles Per Game: 4th (8.8)

2018 SEASON HIGHLIGHTS

- Leads Nebraska with 53 tackles and has led NU in tackles in five of six games
- Double-figure tackles in three of six games
- Had a career-high 12 tackles against Colorado
- Marked the first double-digit tackle game of his career (previous career high was eight tackles)
- Recorded a game-high 11 tackles at Michigan
- Set a career high in TFLs (3) and recorded his first career sack against the Wolverines
- Led NU with 11 tackles vs. Purdue
- Led Nebraska with eight tackles at No. 16 Wisconsin and added his first breakup of 2018
- Recorded a TFL at Northwestern

2018 GAME-BY-GAME

OPPONENT	UT-AT-TT	TFL-YD	SACK-YD
Colorado	4-8-12	1-6	0.0-0
Troy	2-1-3	0-0	0.0-0
at Michigan	7-4-11	3-12	1.0-9
Purdue	5-6-11	1-6	0.0-0
at Wisconsin	1-7-8	0-0	0.0-0
at Northwestern	5-3-8	1-2	0.0-0
Minnesota			
Bethune-Cookman			
at Ohio St.			
Illinois			
Michigan St.			
at Iowa			

CAREER TACKLE STATS

YEAR	G/S	UT	AT	TT	TFL-YD	SCK-YD
2015		Redshirt				
2016	13/0	0	6	6	0-0	0.0-0
2017	12/2	15	23	38	1-1	0.0-0
2018	6/6	24	29	53	6-26	1.0-9
TOTAL	31/8	39	58	97	7-27	1.0-9

CAREER MISCELLANEOUS STATS

YEAR	FF	FR	PBU	INT	QBH	BLK
2015	Redshirt					
2016	0	1	0	0	0	0
2017	0	0	1	0	0	0
2018	0	0	1	0	3	0
TOTAL	0	1	2	0	3	0

CAREER HIGHS

Tackles	12 vs. Colorado (2018)
TFLs	3 at Michigan (2018)
Sacks	1.0 at Michigan (2018)
Breakups	1 twice



8 STANLEY MORGAN JR.

6-1 | 200 | SR. | WR

NEW ORLEANS, LA.

CAREER HONORS

- Team Captain (2018)
- Biletnikoff Award Nominee (2017 & 2018)
- 2nd-Team All-Big Ten (2017)
- Nebraska Newcomer of the Year (2015)
- Tom Osborne Citizenship Team (2017)
- Brook Berringer Citizenship Team (2017)

NEBRASKA RECORDS

- Season Receiving Yards (986 in 2017)
- Season 100-Yard Receiving Games (5 in 2017)

NEBRASKA RECORD WATCH

- Receptions: 4th (146)
- Receiving Yards: 5th (2,136)
- Receiving Touchdowns: t-5th (16)
- 100-Yard Receiving Games: t-4th (5)
- Consecutive Games with a Reception: t-3rd (32)*

*active streak

CAREER NOTES

- Has caught a pass in 32 consecutive games and multiple passes in 19 straight games
- 32-game reception streak ranks 10th nationally
- 3rd in school history with 10 TD catches in 2017
- 5th in school history with 61 catches in 2017
- No. 3 receiving yardage game in school history (185 yards at Penn State in 2017)
- Led the Big Ten and ranked 15th nationally in receiving yards per game in 2017 (89.6)
- Led all Big Ten receivers and was 16th nationally in touchdown receptions in 2017 (10)
- Ranked 2nd in the Big Ten and 31st nationally in receiving yards in 2017 (986)

2018 SEASON HIGHLIGHTS

- Ranked as the nation's No. 48 player by Sports Illustrated and the No. 7 wide receiver by ESPN
- 2nd on the team with 27 catches and 393 yards
- Had at least three catches and 60 receiving yards in each of the season's first five games
- Caught a nine-yard touchdown pass against Troy for his first score of the season
- Had a game-high 61 receiving yards at Michigan
- Had a season-high 93 yards at Wisconsin, his 7th straight game with at least 60 receiving yards

2018 GAME-BY-GAME

OPPONENT	REC.	YDS	TD	LONG
Colorado	5	75	0	25
Troy	5	64	1	33
at Michigan	3	61	0	32
Purdue	4	69	0	26
at Wisconsin	8	93	0	25
at Northwestern	2	31	0	26
Minnesota				
Bethune-Cookman				
at Ohio St.				
Illinois				
Michigan St.				
at Iowa				

CAREER RECEIVING STATS

YEAR	G/S	REC.	YDS	Y/R	Y/G	TD
2015	13/3	25	304	12.2	22.8	3
2016	13/9	33	453	13.7	34.8	2
2017	11/8	61	986	16.2	89.6	10
2018	6/6	27	393	14.6	65.5	1
TOTAL	43/26	146	2,136	14.6	49.7	16

RUSHING: 2 att., 2 yds, 0 TD

CAREER HIGHS

Receptions	8 twice
Receiving Yards	185 at Penn State (2017)
Receiving TDs	2 twice
Long Reception	80 vs. Wisconsin (TD) (2017)

CAREER RECEPTIONS

RK.	PLAYER, YEARS	REC.
1.	Kenny Bell, 2011-14	181
2.	Jordan Westerkamp, 2013-16	167
3.	Nate Swift, 2005-08	166
4.	Stanley Morgan Jr., 2015-18	146

CAREER RECEIVING YARDS

RK.	PLAYER, YEARS	YARDS
1.	Kenny Bell, 2011-14	2,689
2.	Johnny Rodgers, 1970-72	2,479
3.	Nate Swift, 2005-08	2,476
4.	Jordan Westerkamp, 2013-16	2,474
5.	Stanley Morgan Jr., 2015-18	2,136

CAREER RECEIVING TOUCHDOWNS

RK.	PLAYER, YEARS	TDs
1.	Johnny Rodgers, 1970-72	25
2.	Nate Swift, 2005-08	22
3.	Kenny Bell, 2011-14	21
4.	Jordan Westerkamp, 2013-16	18
5.	Maurice Purify, 2006-07	16
	Stanley Morgan Jr., 2015-18	16

CAREER 100-YARD RECEIVING GAMES

RK.	PLAYER, YEARS	TOTAL
1.	Johnny Rodgers, 1970-72	10
2.	Jordan Westerkamp, 2013-16	8
	Nate Swift, 2005-08	8
4.	Kenny Bell, 2011-14	5
	Niles Paul, 2007-10	5
	Irving Fryar, 1981-83	5
	Stanley Morgan Jr., 2015-18	5

CONSECUTIVE GAMES WITH A CATCH

RK.	PLAYER, YEARS	GAMES
1.	Johnny Rodgers, 1970-72	37
2.	Jordan Westerkamp, 2013-16	36
3.	Terrence Nunn, 2004-07	32
	Stanley Morgan Jr., 2015-18*	32

*active streak

LONGEST ACTIVE RECEPTION STREAKS

RK.	PLAYER, SCHOOL	GAMES
1.	KeeSean Johnson, Fresno St.	42
	Ventell Bryant, Temple	42
3.	Cody Thompson, Toledo	36
	Papi White, Ohio	36
5.	Olamide Zaccheaus, Virginia	35
	Jonathan Duhart, Old Dominion	35
7.	Hunter Renfrow, Clemson	34
	Trenton Irwin, Stanford	34
9.	Penny Hart, Georgia St.	33
	t-10. Stanley Morgan Jr., Nebraska	32



9 DAISHON NEAL

6-7 | 310 | JR. | DL
HOUSTON, TEXAS

CAREER HONORS

- 3-Time Nebraska Scholar-Athlete Honor Roll
- 2-Time Brook Berringer Citizenship Team
- 2-Time Tom Osborne Citizenship Team

2018 SEASON HIGHLIGHTS

- Has appeared in every game on the defensive line and made three tackles, matching his career total entering the season
- Had a career-high two tackles at No. 19 Michigan

2018 GAME-BY-GAME

OPPONENT	UT-AT-TT	TFL-YD	SACK-YD
Colorado	0-0-0	0-0	0.0-0
Troy	0-0-0	0-0	0.0-0
at Michigan	1-1-2	0-0	0.0-0
Purdue	0-1-1	0-0	0.0-0
at Wisconsin	0-0-0	0-0	0.0-0
at Northwestern	0-0-0	0-0	0.0-0
Minnesota			
Bethune-Cookman			
at Ohio St.			
Illinois			
Michigan St.			
at Iowa			

CAREER TACKLE STATS

YEAR	G/S	UT	AT	TT	TFL-YD	SCK-YD
2015		Redshirt				
2016	9/0	1	1	2	0-0	0.0-0
2017	12/0	0	1	1	0-0	0.0-0
2018	6/0	1	2	3	0-0	0.0-0
TOTAL	27/0	2	4	6	0-0	0.0-0

CAREER MISCELLANEOUS STATS

YEAR	FF	FR	PBU	INT	QBH	BLK
2016	Redshirt					
2017	0	0	0	0	0	0
2018	0	0	0	0	0	0
TOTAL	0	0	0	0	0	0

CAREER HIGHS

Tackles	2 at Michigan (2018)
TFLs	none
Sacks	none
Breakups	none



10 JD SPIELMAN

5-9 | 185 | SO. | WR
EDEN PRAIRIE, MINN.

CAREER HONORS

- Biletnikoff Award Watch List (2018)
- Paul Hornung Award Watch List (2018)
- Freshman All-American (2017)
- 3rd-Team All-Big Ten (2017, Coaches)
- Honorable-Mention All-Big Ten (KR & WR, 2017)
- BTN All-Freshman Team (WR & KR, 2017)
- Nebraska Scholar-Athlete Honor Roll (Spring 2015)

NEBRASKA RECORDS

- Game Receiving Yards (209 at Wisconsin, 2018)
- Freshman Season Receptions (55)
- Freshman Season Receiving Yards (830)
- Freshman Season All-Purpose Yards (1,572)
- Freshman Season 100-Yard Receiving Games (2)
- Freshman Game Receptions (11 vs. Ohio St.)

2018 NCAA RANKINGS (TOP 25)

- Receiving Touchdowns: 14th (6)
- Receptions Per Game: 19th (6.7)
- Receiving Yards Per Game: 22nd (89.5)

2018 BIG TEN RANKINGS (TOP 5)

- Receiving Yards Per Game: 3rd (89.5)
- Receptions Per Game: 3rd (6.7)
- Total Touchdowns: t-5th (6)
- Receiving Touchdowns: t-3rd (6)

CAREER NOTES

- Fastest player in school history to record 1,000 career receiving yards (15 games, 1 game faster than 1972 Heisman winner Johnny Rodgers)
- Is the only wide receiver in NU history with two career games with double-digit receptions (11 vs. Ohio St. in 2017; 10 vs. Purdue in 2018)
- Owns the only two 200-yard receiving games in NU history (Ohio St., 2017; Wisconsin, 2018)
- 1 of 2 players in NU history to have back-to-back 130-yard receiving games
- Ranks in a tie for 8th in school history with four career 100-yard receiving games
- Ranks 10th at NU with 838 career kick return yards
- Led all FBS freshmen with 830 receiving yards and 75.5 receiving yards per game in 2017
- Led the Big Ten with 88.1 receiving yards per game in conference games in 2017

PERSONAL NOTES

- Adopted son of Minnesota Vikings General Manager Rick Spielman, and JD's uncle is former Ohio State All-American Chris Spielman

2018 SEASON HIGHLIGHTS

- Leads NU with 40 catches, 537 receiving yards and a career-high six receiving touchdowns
- Caught NU's lone touchdown pass vs. Colorado with a 57-yard catch in the third quarter, the second-longest reception of his career
- Added a seven-yard touchdown against Troy, marking the first time in his career he had a touchdown reception in consecutive games
- Led NU with six catches against Troy
- Posted 10 receptions for 135 receiving yards and a career-high two touchdowns vs. Purdue

- 10 catches tied for the 8th in school history
- Had 162 all-purpose yards vs. Purdue to surpass 2,000 career all-purpose yards
- Broke his own school record with 209 receiving yards at No. 16 Wisconsin
- Totaled 212 all-purpose yards vs. the Badgers
- Had eight catches for 76 yards at Northwestern, including a 42-yard touchdown

2018 RECEIVING GAME-BY-GAME

OPPONENT	REC.	YDS	TD	LONG
Colorado	3	67	1	57
Troy	6	45	1	16
at Michigan	4	5	0	9
Purdue	10	135	2	21
at Wisconsin	9	209	1	0
at Northwestern	8	76	1	42
Minnesota				
Bethune-Cookman				
at Ohio St.				
Illinois				
Michigan St.				
at Iowa				

CAREER RECEIVING STATS

YEAR	G/S	REC.	YDS	Y/R	Y/G	TD
2016	Redshirt					
2017	11/4	55	830	15.1	75.5	2
2018	6/6	40	537	13.4	89.5	6
TOTAL	17/10	95	1,367	14.4	80.4	8

RUSHING: 15 att., 89 yds, 0 TD

CAREER KICKOFF RETURN STATS

YEAR	RET.	YDS	AVG.	TD	LG
2016	Redshirt				
2017	27	669	24.8	1	99
2018	8	169	21.1	0	31
TOTAL	35	838	23.9	1	99

PUNT RETURNS: 3 ret., 22 yds, 0 TDs

CAREER ALL-PURPOSE STATS

YEAR	RUSH	REC	PR	KR	TOT	Y/G
2016	Redshirt					
2017	73	830	0	669	1,572	142.9
2018	16	537	22	169	744	124.0
TOTAL	89	1,367	22	838	2,316	136.2

CAREER OFFENSIVE HIGHS

Receptions	11 vs. Ohio St. (2017)
Receiving Yards	209 at Wisconsin (2018)*
Receiving TDs	2 vs. Purdue (2018)
Long Reception	77 vs. Ohio St. (TD) (2017)
Long Rush	40 vs. Northwestern (2017)

*school record

CAREER RETURN HIGHS

Kickoff Returns	7 at Minnesota (2017)
Kickoff Return Yards	150 at Minnesota (2017)
Kickoff Return TDs	1 vs. Arkansas St. (2017)
Long Return	99 vs. Arkansas St. (TD) (2017)

CAREER ALL-PURPOSE HIGHS

Attempts	16 twice
Yards	291 at Minnesota (2017)
Touchdowns	2 vs. Purdue (2018)



11 AUSTIN ALLEN

6-8 | 245 | RFR. | TE
AURORA, NEB.

CAREER HONORS

- 4-Time Nebraska Scholar-Athlete Honor Roll
- Brook Berringer Citizenship Team (2018)
- Tom Osborne Citizenship Team (2018)

PERSONAL NOTES

- His father, Andrew, was a walk-on for the Husker football team in 1981

2018 SEASON HIGHLIGHTS

- Has appeared in all six games this season but has yet to record his first career reception

2018 GAME-BY-GAME


OPPONENT	REC.	YDS	TD	LONG
Colorado	0	0	0	0
Troy	0	0	0	0
at Michigan	0	0	0	0
Purdue	0	0	0	0
at Wisconsin	0	0	0	0
at Northwestern	0	0	0	0
Minnesota				
Bethune-Cookman				
at Ohio St.				
Illinois				
Michigan St.				
at Iowa				

CAREER RECEIVING STATS

YEAR	G/S	REC.	YDS	Y/R	Y/G	TD
2017			Redshirt			
2018	6/0	0	0	0.0	0.0	0
TOTAL	6/0	0	0	0.0	0.0	0

CAREER HIGHS

Receptions	none
Receiving Yards	none
Receiving Touchdowns	none
Long Reception	none



12 LUKE GIFFORD

6-3 | 245 | SR. | ILB
LINCOLN, NEB.

CAREER HONORS

- Team Captain (2018)
- 4-Time Nebraska Scholar-Athlete Honor Roll
- Sam Foltz Hero 27 Leadership Award (2018)
- 4-Time Brook Berringer Citizenship Team
- 4-Time Tom Osborne Citizenship Team

CAREER NOTES

- Is playing the 2018 season as a graduate

2018 SEASON HIGHLIGHTS

- Leads Nebraska in TFLs (10) and sacks (4.5), both of which are career highs
- Set career highs in tackles (11) and sacks (1.5) and a then-career high in TFLs (3) vs. Colorado
- Added two more tackles for loss vs. Troy to post his seventh straight game with a TFL
- Had seven tackles at No. 16 Wisconsin, including a six-yard sack for NU's lone TFL in the game
- Posted a career-high four TFLs at Northwestern

2018 GAME-BY-GAME

OPPONENT	UT-AT-TT	TFL-YD	SACK-YD
Colorado	3-8-11	3-13	1.5-11
Troy	3-0-3	2-6	1.0-4
at Michigan	1-1-2	0-0	0.0-0
Purdue	1-3-4	0-0	0.0-0
at Wisconsin	3-4-7	1-6	1.0-6
at Northwestern	6-1-7	4-14	1.0-10
Minnesota			
Bethune-Cookman			
at Ohio St.			
Illinois			
Michigan St.			
at Iowa			

CAREER TACKLE STATS

YEAR	G/S	UT	AT	TT	TFL-YD	SCK-YD
2014						
2015						
2016	6/0	2	5	7	1-3	0.0-0
2017	4/0	0	1	1	0-0	0.0-0
2018	7/7	20	19	39	5-7	1.5-10
2018	6/6	17	17	34	10-39	4.5-35
TOTAL	23/13	39	42	81	16-59	6.0-45

CAREER MISCELLANEOUS STATS

YEAR	FF	FR	PBU	INT	QBH	BLK
2014						
2015						
2016						
2017						
2018						
2018						
TOTAL	0	0	1	1	3	0

CAREER HIGHS

Tackles	11 vs. Colorado (2018)
TFLs	4 at Northwestern (2018)
Sacks	1.5 vs. Colorado (2018)
Breakups	1 at Oregon (2017)
Interceptions	1 vs. Rutgers (2017)



14 TRE NEAL

6-1 | 215 | SR. | S
ATLANTA, GA.

CAREER NOTES

- Graduate transfer from UCF
- Played in 38 games with 18 starts at UCF
- Started all 13 games in UCF's 2017 perfect 13-0 season
- Has started 19 consecutive games, including his junior season at UCF in 2017

2018 SEASON HIGHLIGHTS

- Started the season opener vs. Colorado and had five tackles in his Husker debut
- Had his first breakup and TFL as a Husker against Troy while totaling seven tackles
- Added his second breakup and totaled three tackles vs. Purdue
- Finished with six tackles at No. 16 Wisconsin
- Intercepted his first pass as a Husker at Northwestern

2018 GAME-BY-GAME

OPPONENT	UT-AT-TT	TFL-YD	PBU	INT
Colorado	2-3-5	0-0	0	0
Troy	3-4-7	1-2	1	0
at Michigan	2-0-2	0-0	0	0
Purdue	2-1-3	0-0	1	0
at Wisconsin	3-3-6	0-0	0	0
at Northwestern	3-1-4	0-0	0	1
Minnesota				
Bethune-Cookman				
at Ohio St.				
Illinois				
Michigan St.				
at Iowa				

CAREER TACKLE STATS

YEAR	G/S	UT	AT	TT	TFL-YD	SCK-YD
2014						
2015						
2016	12/5	30	25	55	1-1	0.0-0
2017	13/0	11	10	21	0-0	0.0-0
2018	13/13	41	27	68	2-3	0.0-0
2018	6/6	15	12	27	1-2	0.0-0
TOTAL	43/23	97	74	171	4-6	0.0-0

CAREER MISCELLANEOUS STATS

YEAR	FF	FR	PBU	INT	QBH	BLK
2014						
2015						
2016						
2017						
2018						
2018						
TOTAL	2	2	8	4	2	1

CAREER HIGHS

Tackles	13 at Cincinnati (2015)*
TFLs	1 three times
Sacks	none
Breakups	1 eight times
Interceptions	1 four times*

*includes three interceptions at UCF



17 ANDREW BUNCH

6-1 | 210 | SO. | QB

THOMPSON'S STATION, TENN.

CAREER HONORS

- Nebraska Scholar-Athlete Honor Roll (Spring 2018)

PERSONAL NOTES

- His father, David, was a walk-on receiver at Nebraska in the 1970s

2018 SEASON HIGHLIGHTS

- Made his career debut against Colorado, throwing for 49 yards off the bench in the 4th quarter
- Made his first career start against Troy and set career highs in every category, throwing for 177 yards and his first two career touchdowns
- Came off the bench and led an 80-yard fourth-quarter touchdown drive at Michigan for the Huskers' lone touchdown

2018 PASSING GAME-BY-GAME

OPPONENT	COMP-ATT	YDS	TD	INT
Colorado	4-9	49	0	0
Troy	19-27	177	2	2
at Michigan	6-9	71	0	0
Purdue	-DNP-			
at Wisconsin	2-2	23	0	0
at Northwestern	-DNP-			
Minnesota				
Bethune-Cookman				
at Ohio St.				
Illinois				
Michigan St.				
at Iowa				

CAREER PASSING STATS

YEAR	G/S	CMP-ATT	PCT	YDS	TD	INT
2017		Redshirt				
2018	4/1	31-47	66.0	320	2	2
TOTAL	4/1	31-47	66.0	320	2	2

CAREER RUSHING STATS

YEAR	G/S	ATT.	NET	Y/A	Y/G	TD
2017		Redshirt				
2018	4/1	15	27	1.8	6.8	0
TOTAL	4/1	15	27	1.8	6.8	0

CAREER PASSING HIGHS

Attempts	27 vs. Troy (2018)
Completions	19 vs. Troy (2018)
Yards	177 vs. Troy (2018)
Touchdowns	2 vs. Troy (2018)
Long Completion	33 vs. Troy (2018)

CAREER RUSHING HIGHS

Attempts	10 vs. Troy (2018)
Yards	23 at Michigan (2018)
Touchdowns	none
Long Rush	23 at Michigan (2018)



17 CAM TAYLOR

6-0 | 205 | FR. | CB

MONTGOMERY, ALA.

CAREER NOTES

- Taylor played quarterback in high school, throwing for 1,466 yards and 16 TDs and rushing for 1,030 yards and 14 TDs as a senior

2018 SEASON HIGHLIGHTS

- Has recorded three tackles on defense and two on special teams
- Was the lone true freshman to play a defensive snap in the season opener against Colorado
- Recovered a fumble on punt coverage that set up a Husker field goal against Troy
- Had a career-high two tackles at No. 16 Wisconsin and posted his first career breakup
- Posted a solo tackle and a pass breakup at Northwestern

2018 GAME-BY-GAME

OPPONENT	UT-AT-TT	TFL-YD	PBU	INT
Colorado	1-0-1	0-0	0	0
Troy	0-0-0	0-0	0	0
at Michigan	1-0-1	0-0	0	0
Purdue	-DNP (injured)-			
at Wisconsin	1-1-2	0-0	1	0
at Northwestern	1-0-1	0-0	1	0
Minnesota				
Bethune-Cookman				
at Ohio St.				
Illinois				
Michigan St.				
at Iowa				

CAREER TACKLE STATS

YEAR	G/S	UT	AT	TT	TFL-YD	SCK-YD
2018	5/0	4	1	5	0-0	0.0-0

CAREER MISCELLANEOUS STATS

YEAR	FF	FR	PBU	INT	QBH	BLK
2018	0	1	2	0	0	0

CAREER HIGHS

Tackles	2 at Wisconsin (2018)
TFLs	none
Sacks	none
Breakups	1 twice
Interceptions	none



19 MARQUEL DISMUKE

6-2 | 200 | SO. | S

COMPTON, CALIF.

CAREER HONORS

- Nebraska Scholar-Athlete Honor Roll (Spring 2018)

2018 SEASON HIGHLIGHTS

- Had two tackles on defense at Michigan
- Posted his first special teams tackle on kickoff coverage vs. Purdue
- Added another tackle on kickoff coverage at No. 16 Wisconsin
- Saw his most extensive action on defense at Northwestern, totaling a season-high three tackles

2018 GAME-BY-GAME

OPPONENT	UT-AT-TT	TFL-YD	PBU	INT
Colorado		-DNP-		
Troy	0-0-0	0-0	0	0
at Michigan	1-1-2	0-0	0	0
Purdue	1-0-1	0-0	0	0
at Wisconsin	0-1-1	0-0	0	0
at Northwestern	3-0-3	0-0	0	0
Minnesota				
Bethune-Cookman				
at Ohio St.				
Illinois				
Michigan St.				
at Iowa				

CAREER TACKLE STATS

YEAR	G/S	UT	AT	TT	TFL-YD	SCK-YD
2016		Redshirt				
2017	12/1	20	14	34	0-0	0.0-0
2018	5/0	5	2	7	0-0	0.0-0
TOTAL	17/1	25	16	41	0-0	0.0-0

CAREER MISCELLANEOUS STATS

YEAR	FF	FR	PBU	INT	QBH	BLK
2016		Redshirt				
2017	0	1	0	0	0	0
2018	0	0	0	0	0	0
TOTAL	0	1	0	0	0	0

CAREER HIGHS

Tackles	9 vs. Wisconsin (2017)
TFLs	none
Sacks	none
Breakups	none
Interceptions	none



19 MIKE WILLIAMS

5-10 | 185 | JR. | WR

LAKE CITY, FLA.

CAREER HONORS

- Nebraska Scholar-Athlete Honor Roll (Spring 2018)

CAREER NOTES

- Came to Nebraska from East Mississippi CC, the 2017 National Junior College Athletic Association national champion
- Began his career at Georgia Southern (2016)

2018 SEASON HIGHLIGHTS

- Has exceeded his reception and receiving yards total from his freshman season at Georgia Southern (2016)
- Had three catches for 40 yards in his Husker debut against Colorado
- Had an 11-yard reception at No. 16 Wisconsin
- Tied his career high with three catches at Northwestern for a career-high 41 yards

2018 GAME-BY-GAME

OPPONENT	REC.	YDS	TD	LONG
Colorado	3	40	0	19
Troy	0	0	0	0
at Michigan	0	0	0	0
Purdue	0	0	0	0
at Wisconsin	1	11	0	11
at Northwestern	3	41	0	24
Minnesota				
Bethune-Cookman				
at Ohio St.				
Illinois				
Michigan St.				
at Iowa				

CAREER RECEIVING STATS

YEAR	G/S	REC.	YDS	Y/R	Y/G	TD
2016*	11/0	3	27	9.0	2.5	0
2017						
2018	6/2	7	92	13.1	15.3	0
TOTAL	17/2	10	119	11.9	7.0	0

*at Georgia Southern

CAREER HIGHS

Receptions	3 twice
Receiving Yards	41 at Northwestern (2018)
Receiving Touchdowns	none
Long Reception	23 vs. New Mexico St. (2016)*

*at Georgia Southern



21 LAMAR JACKSON

6-3 | 215 | JR. | DB

ELK GROVE, CALIF.

CAREER HONORS

- Nebraska Scholar-Athlete Honor Roll (Spring 2018)

2018 SEASON HIGHLIGHTS

- Had his first career interception vs. Troy, the first pick by a Husker cornerback in 21 games
- Also added his first breakup of the season against Troy
- Saw his streak of 16 consecutive starts snapped at No. 16 Wisconsin, but totaled three tackles and one breakup off the bench
- Returned to the starting lineup at Northwestern and had a career-high two breakups

2018 GAME-BY-GAME

OPPONENT	UT-AT-TT	TFL-YD	PBU	INT
Colorado	0-1-1	0-0	0	0
Troy	0-2-2	0-0	1	1
at Michigan	3-0-3	0-0	0	0
Purdue	2-0-2	0-0	0	0
at Wisconsin	2-1-3	0-0	1	0
at Northwestern	2-0-2	0-0	2	0
Minnesota				
Bethune-Cookman				
at Ohio St.				
Illinois				
Michigan St.				
at Iowa				

CAREER TACKLE STATS

YEAR	G/S	UT	AT	TT	TFL-YD	SCK-YD
2016	13/1	14	3	17	2-14	1.0-11
2017	12/12	27	11	38	0-0	0.0-0
2018	6/5	9	4	13	0-0	0.0-0
TOTAL	31/18	50	18	68	2-14	1.0-11

CAREER MISCELLANEOUS STATS

YEAR	FF	FR	PBU	INT	QBH	BLK
2016	0	0	0	0	0	0
2017	0	0	3	0	0	0
2018	0	0	4	1	0	0
TOTAL	0	0	7	1	0	0

CAREER HIGHS

Tackles	8 at Purdue (2017)
TFLs	2 vs. Fresno St. (2016)
Sacks	1.0 vs. Fresno St. (2016)
Breakups	2 at Northwestern (2018)
Interceptions	1 vs. Troy (2018)



22 ALEX DAVIS

6-5 | 255 | JR. | OLB

RIVIERA BEACH, FLA.

CAREER HONORS

- Nebraska Scout Team Defensive MVP (2015)
- Nebraska Scholar-Athlete Honor Roll (Spring 2016)
- 2-Time Brook Berringer Citizenship Team
- 2-Time Tom Osborne Citizenship Team

2018 SEASON HIGHLIGHTS

- Made his first tackle of the season on special teams against Troy
- Earned his first start of the season at No. 16 Wisconsin and had a season-high three tackles, one shy of his career high

2018 GAME-BY-GAME

OPPONENT	UT-AT-TT	TFL-YD	SACK-YD
Colorado	0-0-0	0-0	0.0-0
Troy	0-1-1	0-0	0.0-0
at Michigan	0-0-0	0-0	0.0-0
Purdue	0-0-0	0-0	0.0-0
at Wisconsin	1-2-3	0-0	0.0-0
at Northwestern	0-0-0	0-0	0.0-0
Minnesota			
Bethune-Cookman			
at Ohio St.			
Illinois			
Michigan St.			
at Iowa			

CAREER TACKLE STATS

YEAR	G/S	UT	AT	TT	TFL-YD	SCK-YD
2015						
2016	13/0	0	2	2	0-0	0.0-0
2017	12/5	10	7	17	4-11	1.5-5
2018	6/1	1	3	4	0-0	0.0-0
TOTAL	31/6	11	12	23	4-11	1.5-5

CAREER MISCELLANEOUS STATS

YEAR	FF	FR	PBU	INT	QBH	BLK
2015						
2016	0	0	0	0	0	0
2017	0	0	0	0	0	0
2018	0	0	0	0	0	0
TOTAL	0	0	0	0	0	0

CAREER HIGHS

Tackles	4 vs. Northwestern (2017)
TFLs	2 vs. Iowa (2017)
Sacks	1.0 at Penn St. (2017)
Breakups	none
Interceptions	none



22 DEVINE OZIGBO

6-0 | 235 | SR. | RB

SACHSE, TEXAS

CAREER HONORS

- Nebraska Scholar-Athlete Honor Roll (Fall 2016)

CAREER NOTES

- 1 of 65 Huskers to rush for 1,000 career yards
- 38th in NU history in career rushing yards (1,562)

2018 NCAA RANKINGS (TOP 25)

- Rushing Yards Per Carry: 25th (6.1)

2018 SEASON HIGHLIGHTS

- Leads Nebraska with 448 rushing yards, five rushing touchdowns and 6.1 yards per carry
- Has posted two 100-yard rushing performances in Big Ten play
- Ran for 60 yards and a touchdown vs. Colorado and added two catches for 17 yards
- Rushed for a career-high 170 yards vs. Purdue and tied his career high with two rushing TDs
- Marked his fifth career 100-yard rushing game
- Also marked the most rushing yards by a Husker in a Big Ten game since Ameer Abdullah vs. Rutgers in 2014 (225 yards)
- Had 159 yards and two touchdowns at Northwestern, including a 37-yard run
- Also caught four passes for 33 yards vs. the Wildcats

2018 GAME-BY-GAME

OPPONENT	ATT.	YDS	TD	LONG
Colorado	14	60	1	8
Troy	9	25	0	11
at Michigan	6	5	0	6
Purdue	17	170	2	35
at Wisconsin	5	29	0	9
at Northwestern	22	159	2	37
Minnesota				
Bethune-Cookman				
at Ohio St.				
Illinois				
Michigan St.				
at Iowa				


CAREER STATS

YEAR	G/S	ATT.	NET	Y/A	Y/G	TD
2015	11/0	38	209	5.5	19.0	1
2016	11/1	97	412	4.2	37.5	5
2017	10/3	129	493	3.8	49.3	3
2018	6/3	73	448	6.1	74.7	5
TOTAL	38/7	337	1,562	4.6	41.1	14

RECEIVING: 36 rec., 375 yds, 0 TD

CAREER HIGHS

Attempts	24 vs. Rutgers (2017)
Yards	170 vs. Purdue (2018)
Touchdowns	2 three times
Long Rush	42 vs. Tennessee (2016)
Receptions	6 at Purdue (2017)
Receiving Yards	42 at Purdue (2017)



23 DICAPRIO BOOTLE

5-10 | 190 | SO. | DB

MIAMI, FLA.

CAREER HONORS

- Academic All-Big Ten (2017)
- Nebraska Scholar-Athlete Honor Roll (Fall 2016)
- Brook Berringer Citizenship Team (2018)
- Tom Osborne Citizenship Team (2018)

2018 NCAA RANKINGS (TOP 25)

- Pass Breakups: 3rd (10)
- Passes Defended Per Game: 9th (1.7)

2018 BIG TEN RANKINGS (TOP 5)

- Pass Breakups: 1st (10)
- Passes Defended Per Game: 2nd (1.7)

2018 SEASON HIGHLIGHTS

- Started and had three tackles and his first two career pass breakups against Colorado
- Had a career-high five breakups at Michigan, the most by an FBS player this season
- The five breakups ranked 3rd in NU history and tied for the most by a Husker in a Big Ten game
- Added three breakups the next week vs. Purdue while totaling a career-high seven tackles

2018 GAME-BY-GAME

OPPONENT	UT-AT-TT	TFL-YD	PBU	INT
Colorado	1-2-3	0-0	2	0
Troy	0-1-1	0-0	0	0
at Michigan	3-1-4	0-0	5	0
Purdue	5-2-7	0-0	3	0
at Wisconsin	4-1-5	0-0	0	0
at Northwestern	4-0-4	0-0	0	0
Minnesota				
Bethune-Cookman				
at Ohio St.				
Illinois				
Michigan St.				
at Iowa				

CAREER TACKLE STATS

YEAR	G/S	UT	AT	TT	TFL-YD	SCK-YD
2016						Redshirt
2017	12/1	11	4	15	1-1	0.0-0
2018	6/6	17	7	24	0-0	0.0-0
TOTAL	18/7	28	11	39	1-1	0.0-0

CAREER MISCELLANEOUS STATS

YEAR	FF	FR	PBU	INT	QBH	BLK
2016						Redshirt
2017	0	0	0	0	0	0
2018	1	0	10	0	0	0
TOTAL	1	0	10	0	0	0

CAREER HIGHS

Tackles	7 vs. Purdue (2018)
TFLs	1 vs. Ohio St. (2017)
Sacks	none
Breakups	5 at Michigan (2018)
Interceptions	none



24 AARON WILLIAMS

5-11 | 190 | SR. | DB

ATLANTA, GA.

CAREER HONORS

- Nebraska Scholar-Athlete Honor Roll (Spring 2015)

2018 SEASON HIGHLIGHTS

- Leads the Husker secondary and is 2nd overall on the team with 43 tackles
- Has made at least five tackles in five of the first six games
- Had eight tackles off the bench vs. Colorado
- Made his first start of the season against Troy and recorded his first pass breakup of 2018
- Tied his season high with eight tackles vs. Purdue
- Had six tackles and a pass breakup at No. 16 Wisconsin
- Tied his career high with 12 tackles at Northwestern, including a career-high 10 solo stops
- Marked the first time in 26 games dating back to 2016 that a Husker had 10 solo tackles

2018 GAME-BY-GAME

OPPONENT	UT-AT-TT	TFL-YD	PBU	INT
Colorado	4-4-8	0-0	0	0
Troy	3-2-5	0-0	1	0
at Michigan	4-0-4	0-0	0	0
Purdue	2-6-8	0-0	0	0
at Wisconsin	3-3-6	0-0	1	0
at Northwestern	10-2-12	0-0	0	0
Minnesota				
Bethune-Cookman				
at Ohio St.				
Illinois				
Michigan St.				
at Iowa				

CAREER TACKLE STATS

YEAR	G/S	UT	AT	TT	TFL-YD	SCK-YD
2015	13/3	17	7	24	3-9	0.0-0
2016	13/11	32	30	62	6-22	2.0-18
2017	9/8	31	17	48	1-4	0.0-0
2018	6/5	26	17	43	0-0	0.0-0
TOTAL	41/27	106	71	177	10-35	2.0-18

CAREER MISCELLANEOUS STATS

YEAR	FF	FR	PBU	INT	QBH	BLK
2015	0	0	0	0	0	0
2016	0	0	7	3	0	0
2017	0	1	1	2	0	0
2018	0	0	2	0	1	0
TOTAL	0	1	10	5	1	0

CAREER HIGHS

Tackles	12 twice
TFLs	1 10 times
Sacks	1.0 twice
Breakups	2 vs. Maryland (2016)
Interceptions	1 five times



25 ANTONIO REED

6-2 | 215 | SR. | DB
MEMPHIS, TENN.

CAREER HONORS

- Brook Berringer Citizenship Team (2017)
- Tom Osborne Citizenship Team (2017)

2018 SEASON HIGHLIGHTS

- Started his first season opener against Colorado and registered four tackles
- Added five tackles off the bench vs. Troy and four off the bench at Michigan
- Posted his first pass breakup at No. 16 Wisconsin
- Intercepted the second pass of his career at Northwestern and recorded a season-high six tackles, all solo stops

2018 GAME-BY-GAME

OPPONENT	UT-AT-TT	TFL-YD	PBU	INT
Colorado	1-3-4	0-0	0	0
Troy	4-1-5	0-0	0	0
at Michigan	2-2-4	0-0	0	0
Purdue	1-0-1	0-0	0	0
at Wisconsin	1-1-2	0-0	1	0
at Northwestern	6-0-6	0-0	0	1
Minnesota				
Bethune-Cookman				
at Ohio St.				
Illinois				
Michigan St.				
at Iowa				

CAREER TACKLE STATS

YEAR	G/S	UT	AT	TT	TFL-YD	SCK-YD
2015	13/0	9	1	10	0-0	0.0-0
2016	12/1	14	8	22	0-0	0.0-0
2017	10/4	24	18	42	2-5	0.0-0
2018	6/1	15	7	22	0-0	0.0-0
TOTAL	41/6	62	34	96	2-5	0.0-0

CAREER MISCELLANEOUS STATS

YEAR	FF	FR	PBU	INT	QBH	BLK
2015	2	0	0	0	0	0
2016	0	0	2	0	1	0
2017	1	0	0	1	0	0
2018	0	0	2	1	0	0
TOTAL	3	0	4	2	1	0

CAREER HIGHS

Tackles	15 at Minnesota (17)
TFLs	1 twice
Sacks	none
Breakups	1 three times
Interceptions	1 twice



28 MAURICE WASHINGTON

6-1 | 190 | FR. | RB
STOCKTON, CALIF.

2018 SEASON HIGHLIGHTS

- 3rd on the team in receptions (12) and receiving yards (91) and 4th in rushing (187) and all-purpose (368) yards
- Is averaging 73.6 all-purpose yards per game
- Debuted with 34 rushing yards, 16 receiving yards and 50 yards from scrimmage in the season opener against Colorado
- Ran for a career-high 92 yards vs. Troy, the most rushing yards by a true freshman Husker running back since Imani Cross ran for 100 yards vs. Idaho State on Sept. 22, 2012
- Did not play vs. Purdue after missing the week of practice due to illness
- Returned at No. 16 Wisconsin and totaled a career-high 115 all-purpose yards
- Had career highs of four receptions and 53 receiving yards against the Badgers
- Scored his 1st career touchdown with a three-yard TD run in the 4th quarter at Northwestern
- Had a career-high 39 kickoff return yards vs. the Wildcats, including a career-long 27-yard return

2018 GAME-BY-GAME

OPPONENT	ATT.	YDS	TD	LONG
Colorado	8	34	0	10
Troy	14	92	0	29
at Michigan	3	2	0	1
Purdue	-DNP (illness)-			
at Wisconsin	5	27	0	11
at Northwestern	9	32	1	11
Minnesota				
Bethune-Cookman				
at Ohio St.				
Illinois				
Michigan St.				
at Iowa				

CAREER RUSHING STATS

YEAR	G/S	ATT.	NET	Y/A	Y/G	TD
2018	5/0	39	187	4.8	37.4	1

CAREER RECEIVING STATS

YEAR	G/S	REC.	YDS	Y/R	Y/G	TD
2018	5/0	12	91	7.6	18.2	0


KICK RETURNS: 5 ret., 90 yds, 18.0 avg., 0 TDs
long of 27 at Northwestern

CAREER RUSHING HIGHS

Attempts	14 vs. Troy (2018)
Yards	92 vs. Troy (2018)
Touchdowns	1 at Northwestern (2018)
Long Rush	29 vs. Troy (2018)

CAREER RECEIVING HIGHS

Receptions	4 at Wisconsin (2018)
Receiving Yards	53 at Wisconsin (2018)
Long Reception	24 at Wisconsin (2018)



31 COLLIN MILLER

6-3 | 245 | SO. | OLB
FISHERS, IND.

CAREER HONORS

- Nebraska Scout Team Defensive MVP (2016)
- Academic All-Big Ten (2015 & 2016)
- Nebraska Scholar-Athlete Honor Roll (Spring 2017)

2018 SEASON HIGHLIGHTS

- Leads Nebraska with five special teams tackles (3 on punt coverage, 2 on kickoff coverage)
- Posted at least one special teams tackle in each of the first four games
- Recorded two tackles on special teams and posted his first stop on defense at Michigan
- Had his first career tackle for loss with a seven-yard stop at Northwestern

2018 GAME-BY-GAME

OPPONENT	UT-AT-TT	TFL-YD	SACK-YD
Colorado	1-0-1	0-0	0.0-0
Troy	0-1-1	0-0	0.0-0
at Michigan	0-3-3	0-0	0.0-0
Purdue	0-1-1	0-0	0.0-0
at Wisconsin	0-0-0	0-0	0.0-0
at Northwestern	1-0-1	1-7	0.0-0
Minnesota			
Bethune-Cookman			
at Ohio St.			
Illinois			
Michigan St.			
at Iowa			

CAREER TACKLE STATS

YEAR	G/S	UT	AT	TT	TFL-YD	SCK-YD
2016		Redshirt				
2017	12/0	4	7	11	0-0	0.0-0
2018	6/0	2	5	7	1-7	0.0-0
TOTAL	18/0	6	12	18	1-7	0.0-0

CAREER MISCELLANEOUS STATS

YEAR	FF	FR	PBU	INT	QBH	BLK
2016	Redshirt					
2017	0	1	0	0	0	0
2018	0	0	0	0	0	0
TOTAL	0	1	0	0	0	0

CAREER HIGHS

Tackles	4 vs. Iowa (2017)
TFLs	1 at Northwestern (2018)
Sacks	none
Breakups	none
Interceptions	none



32 BARRET PICKERING

6-0 | 195 | FR. | PK
BIRMINGHAM, ALA.

CAREER HONORS

- Nebraska Scholar-Athlete Honor Roll (Spring 2018)

2018 SEASON HIGHLIGHTS

- Early enrollee started at place-kicker as a true freshman in the season opener vs. Colorado and connected on all four extra-point tries
- Added his first two career field goals the next week against Troy
- Connected on a career-long 35-yard field goal at Michigan
- Added a 31-yard field goal at No. 16 Wisconsin
- Nailed a 34-yard field goal at Northwestern

2018 GAME-BY-GAME

OPPONENT	XP-ATT	FG-ATT	LG	BK	PTS
Colorado	4-4	0-1	0	0	4
Troy	1-1	2-3	32	0	7
at Michigan	1-1	1-1	35	0	4
Purdue	4-4	0-1	0	0	4
at Wisconsin	3-3	1-1	31	0	6
at Northwestern	2-3	1-2	34	0	5
Minnesota					
Bethune-Cookman					
at Ohio St.					
Illinois					
Michigan St.					
at Iowa					

CAREER STATS

YEAR	G/S	PAT	FG	PCT.	PTS	LG
2018	6/6	15/16	5/9	55.6	30	35

CAREER HIGHS

Field Goal Attempts	3 vs. Troy (2018)
Field Goals Made	2 vs. Troy (2018)
Long Field Goal	35 at Michigan (2018)
Points	7 vs. Troy (2018)



35 CALEB LIGHTBOURN

6-3 | 250 | JR. | P
WASHOUGAL, WASH.

CAREER HONORS

- Ray Guy Award Preseason Watch List (2018)
- Big Ten Freshman of the Week (Oregon, 2016)
- Nebraska Scholar-Athlete Honor Roll (Fall 2016)
- 2-Time Brook Berringer Citizenship Team
- 2-Time Tom Osborne Citizenship Team

2018 SEASON HIGHLIGHTS

- Is averaging 41.6 yards per punt this season with two season-long 52-yard punts
- Has also handled kickoff duties, recording 16 touchbacks in 30 kickoffs

2018 GAME-BY-GAME

OPPONENT	NO.	AVG	I20	LONG
Colorado	3	42.7	1	47
Troy	5	41.6	1	51
at Michigan	9	44.7	1	52
Purdue	5	40.2	0	52
at Wisconsin	2	29.5	0	36
at Northwestern	0	0.0	0	0
Minnesota				
Bethune-Cookman				
at Ohio St.				
Illinois				
Michigan St.				
at Iowa				

CAREER STATS

YEAR	NO.	AVG	LG	TB	I20	50+	BLK
2016	65	39.7	58	5	21	10	0
2017	59	42.1	69	4	21	13	0
2018	24	41.6	52	1	3	3	0
TOTAL	148	41.0	69	10	45	26	0

KICKOFFS: 31 att., 16 touchbacks

CAREER HIGHS

Punts	10 at Iowa (2016)
Average	48.0 vs. Ohio St. (2017)
Inside 20	3 10 times
50-Yard Punts	4 vs. No. Illinois (2017)
Long Punt	69 vs. Wisconsin (2017)



37 WYATT MAZOUR

5-9 | 200 | JR. | RB
ALBION, NEB.

CAREER HONORS

- Academic All-Big Ten (2017)
- 4-Time Nebraska Scholar-Athlete Honor Roll
- 3-Time Brook Berringer Citizenship Team
- 3-Time Tom Osborne Citizenship Team

2018 SEASON HIGHLIGHTS

- Earned the first carries of his career at Michigan, rushing five times for 18 yards
- Scored NU's lone touchdown at Michigan on a three-yard run in the fourth quarter
- Also added his first career reception vs. the Wolverines, a 21-yard grab in the fourth quarter
- Returned his first career kickoff vs. Purdue, returning a pooch kick for 21 yards
- Had a 15-yard kickoff return at Northwestern

2018 GAME-BY-GAME

OPPONENT	ATT.	YDS	TD	LONG
Colorado	0	0	0	0
Troy	0	0	0	0
at Michigan	5	18	1	17
Purdue	0	0	0	0
at Wisconsin	0	0	0	0
at Northwestern	0	0	0	0
Minnesota				
Bethune-Cookman				
at Ohio St.				
Illinois				
Michigan St.				
at Iowa				

CAREER STATS

YEAR	G/S	ATT.	NET	Y/A	Y/G	TD
2015			Redshirt			
2016	1/0	0	0	0.0	0.0	0
2017	3/0	0	0	0.0	0.0	0
2018	6/0	5	18	3.6	3.0	1
TOTAL	10/0	5	18	3.6	1.8	1

RECEIVING: 1 rec., 21 yds, 0 TD

KICKOFF RETURNS: 2 ret., 36 yds, 0 TD

CAREER HIGHS

Attempts	6 at Michigan (2018)
Yards	18 at Michigan (2018)
Touchdowns	1 at Michigan (2018)
Long Rush	17 at Michigan (2018)
Receptions	1 at Michigan (2018)
Receiving Yards	21 at Michigan (2018)
Long Reception	21 at Michigan (2018)



41 DEONTAI WILLIAMS

6-1 | 200 | SO. | DB
JACKSONVILLE, FLA.

CAREER HONORS

- Nebraska Scholar-Athlete Honor Roll (Spring 2018)

CAREER NOTES

- Came to Nebraska after spending the past two seasons at Jones County (Miss.) Junior College
- Has three seasons of eligibility at Nebraska after being granted a redshirt in 2016 at Jones County, when he suffered a season-ending injury in the first game of the year
- Totaled 30 tackles and two interceptions at Jones County

PERSONAL NOTES

- Father, Roosevelt Williams, was a 3rd-round pick in the 2002 NFL Draft and played two seasons in the NFL

2018 SEASON HIGHLIGHTS

- Broke up a pass in his Husker debut against Colorado
- Added his first career tackle with a special teams stop against Troy
- Made a diving interception in the end zone at Michigan for his first career pick
- Also posted his first career tackle on defense against the Wolverines
- Made his first career start against Purdue and finished with a then-career-high three tackles
- Set a new career high with five tackles the next week at No. 16 Wisconsin

2018 GAME-BY-GAME

OPPONENT	UT-AT-TT	TFL-YD	PBU	INT
Colorado	0-0-0	0-0	1	0
Troy	0-1-1	0-0	0	0
at Michigan	2-0-2	0-0	0	1
Purdue	2-1-3	0-0	0	0
at Wisconsin	4-1-5	0-0	0	0
at Northwestern	1-0-1	0-0	0	0
Minnesota				
Bethune-Cookman				
at Ohio St.				
Illinois				
Michigan St.				
at Iowa				

CAREER TACKLE STATS

YEAR	G/S	UT	AT	TT	TFL-YD	SCK-YD
2018	6/1	9	3	12	0-0	0.0-0

CAREER MISCELLANEOUS STATS

YEAR	FF	FR	PBU	INT	QBH	BLK
2018	0	0	1	1	0	0

CAREER HIGHS

Tackles	5 at Wisconsin (2018)
TFLs	none
Sacks	none
Breakups	1 vs. Colorado (2018)
Interceptions	1 at Michigan (2018)



43 TYRIN FERGUSON

6-2 | 230 | JR. | OLB
NEW ORLEANS, LA.

CAREER HONORS

- 2-Time Brook Berringer Citizenship Team
- 2-Time Tom Osborne Citizenship Team

2018 SEASON HIGHLIGHTS

- Has set career highs in tackles (17), TFLs (5) and sacks (1.0)
- Is 2nd on the team in tackles for loss (5) after not producing a single TFL in his first two seasons
- Tallied a career-high 10 tackles in his first career start vs. Colorado with his first career sack and first two career TFLs
- Surpassed his career tackle (8), TFL (0) and sack (0.0) totals against the Buffaloes
- Added two more TFLs at Michigan
- Missed the Purdue and Wisconsin games with an injury
- Returned in a limited role at Northwestern but did not record a tackle

2018 GAME-BY-GAME

OPPONENT	UT-AT-TT	TFL-YD	SACK-YD
Colorado	5-5-10	2-7	1.0-4
Troy	2-2-4	1-2	0.0-0
at Michigan	3-0-3	2-11	0.0-0
Purdue		-DNP (injured)-	
at Wisconsin		-DNP (injured)-	
at Northwestern	0-0-0	0-0	0.0-0
Minnesota			
Bethune-Cookman			
at Ohio St.			
Illinois			
Michigan St.			
at Iowa			

CAREER TACKLE STATS

YEAR	G/S	UT	AT	TT	TFL-YD	SCK-YD
2015	10/0	3	2	5	0-0	0.0-0
2016						
2017	5/0	1	2	3	0-0	0.0-0
2018	4/3	10	7	17	5-20	1.0-4
TOTAL	19/3	14	11	25	5-20	1.0-4

CAREER MISCELLANEOUS STATS

YEAR	FF	FR	PBU	INT	QBH	BLK
2015	0	0	0	0	0	0
2016						
2017	0	0	0	1	0	0
2018	0	0	0	0	0	0
TOTAL	0	0	0	1	0	0

CAREER HIGHS

Tackles	10 vs. Colorado (2018)
TFLs	2 twice
Sacks	1.0 vs. Colorado (2018)
Interceptions	1 vs. Arkansas St. (2017)



44 MICK STOLTENBERG

6-5 | 315 | SR. | DL
GRETNA, NEB.

CAREER HONORS

- Team Captain (2018)
- William V. Campbell Trophy Semifinalist (2018)
- Academic All-District 7 (2017)
- 2-Time Academic All-Big Ten
- 7-Time Nebraska Scholar-Athlete Honor Roll
- Sam Foltz Hero 27 Leadership Award (2018)
- 2-Time Brook Berringer Citizenship Team
- 2-Time Tom Osborne Citizenship Team

CAREER NOTES

- Is playing the 2018 season as a graduate

2018 SEASON HIGHLIGHTS

- Semifinalist for the Campbell Trophy, presented to the nation's best football scholar-athlete
- Has totaled three tackles while anchoring the interior of the Husker defensive line
- Suffered an injury at Michigan and has yet to return to the field
- Missed the Purdue game due to injury, snapping his streak of 23 consecutive starts

2018 GAME-BY-GAME

OPPONENT	UT-AT-TT	TFL-YD	SACK-YD
Colorado	0-1-1	0-0	0.0-0
Troy	0-0-0	0-0	0.0-0
at Michigan	0-2-2	0-0	0.0-0
Purdue		-DNP (injured)-	
at Wisconsin		-DNP (injured)-	
at Northwestern		-DNP (injured)-	
Minnesota			
Bethune-Cookman			
at Ohio St.			
Illinois			
Michigan St.			
at Iowa			

CAREER TACKLE STATS

YEAR	G/S	UT	AT	TT	TFL-YD	SCK-YD
2014						
2015	9/0	2	0	2	1-6	1.0-6
2016	12/9	9	16	25	3-6	1.5-5
2017	12/12	12	21	33	4-5	0.0-0
2018	3/3	0	3	3	0-0	0.0-0
TOTAL	36/24	23	40	63	8-17	2.5-11

CAREER MISCELLANEOUS STATS

YEAR	FF	FR	PBU	INT	QBH	BLK
2014						
2015	0	1	0	0	0	0
2016	0	0	0	0	1	0
2017	0	0	1	0	1	0
2018	0	0	0	0	0	0
TOTAL	0	1	1	0	2	0

CAREER HIGHS

Tackles	7 vs. Northwestern (2017)
TFLs	2 twice
Sacks	1.0 twice
Breakups	1 vs. Northwestern (2017)



57 JACOB WEINMASTER

6-0 | 225 | JR. | ILB
LOVELAND, COLO.

CAREER HONORS

- Scout Team Special Teams MVP (2015)
- Academic All-Big Ten (2017)
- 6-Time Nebraska Scholar-Athlete Honor Roll
- 3-Time Brook Berringer Citizenship Team
- 3-Time Tom Osborne Citizenship Team

CAREER NOTES

- Originally a walk-on, was placed on scholarship by Scott Frost in August of 2018

2018 SEASON HIGHLIGHTS

- Leads Nebraska with three tackles on kickoff coverage and ranks second with three special teams tackles overall
- Has set a career high with five tackles, exceeding his career total entering the year
- Made a special teams tackle in each of the season's first three games
- Added the first two tackles of his career on defense at No. 16 Wisconsin

2018 GAME-BY-GAME

OPPONENT	UT-AT-TT	TFL-YD	SACK-YD
Colorado	1-0-1	0-0	0.0-0
Troy	0-1-1	0-0	0.0-0
at Michigan	0-1-1	0-0	0.0-0
Purdue	0-0-0	0-0	0.0-0
at Wisconsin	0-2-2	0-0	0.0-0
at Northwestern	0-0-0	0-0	0.0-0
Minnesota			
Bethune-Cookman			
at Ohio St.			
Illinois			
Michigan St.			
at Iowa			

CAREER TACKLE STATS

YEAR	G/S	UT	AT	TT	TFL-YD	SCK-YD
2015		Redshirt				
2016	0/0	0	0	0	0-0	0.0-0
2017	12/0	2	0	2	0-0	0.0-0
2018	5/0	1	4	5	0-0	0.0-0
TOTAL	17/0	3	4	7	0-0	0.0-0

CAREER MISCELLANEOUS STATS

YEAR	FF	FR	PBU	INT	QBH	BLK
2015	Redshirt					
2016	0	0	0	0	0	0
2017	0	0	0	0	0	0
2018	0	0	0	0	0	0
TOTAL	0	0	0	0	0	0

CAREER HIGHS

Tackles	2	twice
TFLs	none	
Sacks	none	
Interceptions	none	



56 BOE WILSON

6-3 | 305 | SO. | OL
LEE'S SUMMIT, MO.

CAREER HONORS

- Academic All-Big Ten (2017)
- 2-Time Nebraska Scholar-Athlete Honor Roll

2018 SEASON HIGHLIGHTS

- Has played in all six games this season with three straight starts at right guard
- Helped pave the way for three different Huskers to rush for 100 yards in the first four games
- Earned his first career start against Purdue, starting at right guard
- Helped the Huskers total 582 yards vs. Purdue, NU's biggest offensive output since 2015

CAREER STATS

- **Games:** 18 (12 in 2017; 6 in 2018)
- **Starts:** 3 (3 in 2018)



62 COLE CONRAD

6-5 | 320 | SR. | OL
FREMONT, NEB.

CAREER HONORS

- Academic All-Big Ten (2016)
- 3-Time Nebraska Scholar-Athlete Honor Roll

CAREER NOTES

- Originally a walk-on, was placed on scholarship in January of 2017

2018 SEASON HIGHLIGHTS

- Started the first four games at center
- Helped pave the way for three different Huskers to rush for 100 yards in the first four games
- Helped NU rush for 329 yards vs. Colorado, its highest total since 2014
- Helped the Huskers total 582 yards vs. Purdue, NU's biggest offensive output since 2015

CAREER STATS

- **Games:** 30 (13 in 2016; 12 in 2017; 5 in 2018)
- **Starts:** 16 (5 in 2016; 7 in 2017; 4 in 2018)



63 TANNER FARMER

6-4 | 325 | SR. | OL
HIGHLAND, ILL.

CAREER HONORS

- Nebraska Scholar-Athlete Honor Roll (Fall 2016)
- Sam Foltz Hero 27 Leadership Award (2017)
- 3-Time Brook Berringer Citizenship Team
- 3-Time Tom Osborne Citizenship Team

CAREER NOTES

- Is playing the 2018 season as a graduate

2018 SEASON HIGHLIGHTS

- Started the first three games at right guard and has started the last two games at center
- NU has averaged 500.0 yards of total offense in his two starts at center
- Helped NU rush for 329 yards vs. Colorado, its highest total since 2014
- Helped the Huskers total 582 yards vs. Purdue, NU's biggest offensive output since 2015

CAREER STATS

- **Games:** 25 (11 in 2016; 8 in 2017; 6 in 2018)
- **Starts:** 24 (11 in 2016; 8 in 2017; 5 in 2018)



67 JERALD FOSTER

6-3 | 335 | SR. | OL
LINCOLN, NEB.

CAREER HONORS

- Team Captain (2017 & 2018)
- Senior CLASS Award Candidate (2018)
- Honorable-Mention All-Big Ten (2017)
- 2-Time Academic All-Big Ten
- Arthur Ashe Jr. Sports Scholar Award (2018)
- 8-Time Nebraska Scholar-Athlete Honor Roll
- Sam Foltz Hero 27 Leadership Award (2017)
- 3-Time Brook Berringer Citizenship Team
- 3-Time Tom Osborne Citizenship Team

CAREER NOTES

- Has started 18 consecutive games at left guard
- Is just the 11th two-time captain in NU history
- Is playing the 2018 season as a graduate

PERSONAL NOTES

- His brother, Tre, was a four-year letterwinner at tight end for Nebraska from 2013-16

2018 SEASON HIGHLIGHTS

- 1 of 30 national candidates for the 2018 Senior CLASS Award
- Has started the first six games at left guard
- Helped the Huskers total 582 yards vs. Purdue, NU's biggest offensive output since 2015

CAREER STATS

- **Games:** 35 (13, 2015; 4, 2016; 12, 2017; 6, 2018)
- **Starts:** 23 (4 in 2016; 12 in 2017; 6 in 2018)



71 MATT FARNIOK

6-6 | 330 | SO. | OL
SIOUX FALLS, S.D.

CAREER HONORS

- Academic All-Big Ten (2017)
- 4-Time Nebraska Scholar-Athlete Honor Roll
- Brook Berringer Citizenship Team (2018)
- Tom Osborne Citizenship Team (2018)

PERSONAL NOTES

- His brother, Will, is a true freshman offensive lineman for the Huskers

2018 SEASON HIGHLIGHTS

- Has started the first six games at right tackle
- Helped NU rush for 329 yards vs. Colorado, its highest total since 2014
- Helped the Huskers total 582 yards vs. Purdue, NU's biggest offensive output since 2015

CAREER STATS

- **Games:** 13 (7 in 2017; 6 in 2018)
- **Starts:** 10 (4 in 2017; 6 in 2018)



76 BRENDEN JAMES

6-6 | 300 | SO. | OL
AUSTIN, TEXAS

CAREER HONORS

- Honorable-Mention BTN All-Freshman Team (2017)

NEBRASKA RECORDS

- Starts by a True Freshman Offensive Lineman (9 in 2017)

CAREER NOTES

- Has started 15 consecutive games
- Became the 11th Husker offensive lineman to play as a true freshman in 2017
- Became the 5th Husker offensive lineman to start a game as a true freshman in 2017
- Started 9 games on the offensive line as a true freshman in 2017, nearly matching the total of the four previous Husker true freshmen offensive line starters combined (11)

2018 SEASON HIGHLIGHTS

- Has made his first six career starts at left tackle
- Protected Adrian Martinez for the top four passing games by a Husker true freshman
- Helped the Huskers total 582 yards vs. Purdue, NU's biggest offensive output since 2015

CAREER STATS

- **Games:** 15 (9 in 2017; 6 in 2018)
- **Starts:** 15 (9 in 2017; 6 in 2018)



81 KADE WARNER

6-1 | 210 | RFR. | WR
SCOTTSDALE, ARIZ.

CAREER HONORS

- 2-Time Nebraska Scholar-Athlete Honor Roll

CAREER NOTES

- Walk-on is the son on of Kurt Warner, a 2017 Pro Football Hall of Fame inductee and the 1999 NFL MVP

2018 SEASON HIGHLIGHTS

- Made his Husker debut by earning a start against Purdue
- Recorded his first career catch against the Boilermakers, hauling in two passes for 16 yards, including a career-long 10-yard reception
- Started again the next week at No. 16 Wisconsin and had a six-yard reception
- Earned his third straight start and caught two passes for 11 yards at Northwestern

2018 GAME-BY-GAME

OPPONENT	REC.	YDS	TD	LONG
Colorado	-DNP-			
Troy	-DNP-			
at Michigan	-DNP-			
Purdue	2	16	0	10
at Wisconsin	1	6	0	6
at Northwestern	2	11	0	6
Minnesota				
Bethune-Cookman				
at Ohio St.				
Illinois				
Michigan St.				
at Iowa				

CAREER RECEIVING STATS

YEAR	G/S	REC.	YDS	Y/R	Y/G	TD
2017						
		Redshirt				
2018	3/3	5	33	6.6	11.0	0
TOTAL	3/3	5	33	6.6	11.0	0

CAREER HIGHS

Receptions	2	twice
Receiving Yards	16	vs. Purdue (2018)
Receiving Touchdowns	none	
Long Reception	10	vs. Purdue (2018)



82 KURT RAFDAL

6-7 | 250 | RFR. | TE
CARMEL, IND.

CAREER HONORS

- Brook Berringer Citizenship Team (2018)
- Tom Osborne Citizenship Team (2018)

2018 SEASON HIGHLIGHTS

- Has posted his first four career receptions
- Made his debut against Colorado and hauled in a 14-yard pass in the second quarter
- Added a 26-yard reception vs. Troy
- Had his first catch in a Big Ten game vs. Purdue
- Posted the second-longest reception of his career at No. 16 Wisconsin (18 yards)

2018 GAME-BY-GAME

OPPONENT	REC.	YDS	TD	LONG
Colorado	1	14	0	14
Troy	1	26	0	26
at Michigan	0	0	0	0
Purdue	1	9	0	9
at Wisconsin	1	18	0	18
at Northwestern	0	0	0	0
Minnesota				
Bethune-Cookman				
at Ohio St.				
Illinois				
Michigan St.				
at Iowa				

CAREER RECEIVING STATS

YEAR	G/S	REC.	YDS	Y/R	Y/G	TD
2017						
		Redshirt				
2018	6/0	4	67	16.8	13.4	0
TOTAL	6/0	4	67	16.8	13.4	0

CAREER HIGHS

Receptions	1	four times
Receiving Yards	26	vs. Troy (2018)
Receiving Touchdowns	none	
Long Reception	26	vs. Troy (2018)



83 BRYAN REIMERS

6-5 | 220 | SR. | WR

LINCOLN, NEB.

CAREER HONORS

- 5-Time Nebraska Scholar-Athlete Honor Roll
- 2-Time Brook Berringer Citizenship Team
- 2-Time Tom Osborne Citizenship Team

CAREER NOTES

- Originally a walk-on, was placed on scholarship in January of 2017

2018 SEASON HIGHLIGHTS

- Earned his fourth career start against Troy
- Made his first reception of the season with a five-yard grab at No. 16 Wisconsin
- Added a seven-yard catch the next week at Northwestern

2018 GAME-BY-GAME

OPPONENT	REC.	YDS	TD	LONG
Colorado	0	0	0	0
Troy	0	0	0	0
at Michigan		-DNP-		
Purdue		-DNP-		
at Wisconsin	1	5	0	5
at Northwestern	1	7	0	7
Minnesota				
Bethune-Cookman				
at Ohio St.				
Illinois				
Michigan St.				
at Iowa				

CAREER RECEIVING STATS

YEAR	G/S	REC.	YDS	Y/R	Y/G	TD
2014						
		Redshirt				
2015	0/0	0	0	0.0	0.0	0
2016	12/1	5	75	15.0	6.3	1
2017	10/2	2	25	12.5	2.5	1
2018	4/1	2	12	6.0	3.0	0
TOTAL	26/4	9	112	12.4	4.3	2

CAREER HIGHS

Receptions	2 vs. Tennessee (2016)
Receiving Yards	26 vs. Tennessee (2016)
Receiving Touchdowns	1 twice
Long Reception	24 vs. Tennessee (2016)



86 JACK STOLL

6-4 | 260 | SO. | TE

LONE TREE, COLO.

CAREER HONORS

- Mackey Award Watch List (2018)
- Academic All-Big Ten (2017)
- 3-Time Nebraska Scholar-Athlete Honor Roll
- 2-Time Brook Berringer Citizenship Team
- 2-Time Tom Osborne Citizenship Team

2018 SEASON HIGHLIGHTS

- Has posted career highs with 10 receptions and 116 receiving yards
- Leads all Husker tight ends in receptions and receiving yards
- Caught a pass in each of the first two games, extending his streak to six consecutive games with a reception before it was snapped at Michigan
- Set career highs with four receptions and 51 receiving yards vs. Purdue, including a career-long 33-yard reception
- Hauled in his first touchdown grab of the season and third of his career with a 12-yard TD at No. 16 Wisconsin
- Had three catches for 40 yards at Northwestern

2018 GAME-BY-GAME

OPPONENT	REC.	YDS	TD	LONG
Colorado	1	4	0	4
Troy	1	9	0	9
at Michigan	0	0	0	0
Purdue	4	51	0	33
at Wisconsin	1	12	1	12
at Northwestern	3	40	0	19
Minnesota				
Bethune-Cookman				
at Ohio St.				
Illinois				
Michigan St.				
at Iowa				

CAREER RECEIVING STATS

YEAR	G/S	REC.	YDS	Y/R	Y/G	TD
2016						
		Redshirt				
2017	12/1	8	89	11.1	7.4	2
2018	6/6	10	116	11.6	19.3	1
TOTAL	18/7	18	205	11.4	11.4	3

KICKOFF RETURNS: 2 ret., 16 yds, 0 TD

CAREER HIGHS

Receptions	4 vs. Purdue (2018)
Receiving Yards	51 vs. Purdue (2018)
Receiving Touchdowns	1 three times
Long Reception	33 vs. Purdue (2018)



88 JARON WOODYARD

5-9 | 190 | JR. | WR

GAITHERSBURG, MD.

CAREER NOTES

- Came to Nebraska from Arizona Western Community College
- Caught 47 passes for 783 yards and 11 touchdowns at Arizona Western

2018 SEASON HIGHLIGHTS

- Made his Husker debut at No. 19 Michigan
- Caught the first pass of his career with a 10-yard reception vs. Purdue
- Also had two kickoff returns for 34 yards against the Boilermakers

2018 GAME-BY-GAME

OPPONENT	REC.	YDS	TD	LONG
Colorado		-DNP-		
Troy		-DNP-		
at Michigan	0	0	0	0
Purdue	1	10	0	10
at Wisconsin	0	0	0	0
at Northwestern	0	0	0	0
Minnesota				
Bethune-Cookman				
at Ohio St.				
Illinois				
Michigan St.				
at Iowa				

CAREER RECEIVING STATS

YEAR	G/S	REC.	YDS	Y/R	Y/G	TD
2018	4/0	1	10	10.0	2.5	0

KICKOFF RETURNS: 2 ret., 34 yds, 0 TD

CAREER HIGHS

Receptions	1 vs. Purdue (2018)
Receiving Yards	10 vs. Purdue (2018)
Receiving Touchdowns	none
Long Reception	10 vs. Purdue (2018)
Long Kickoff Return	19 vs. Purdue (2018)



91 FREEDOM AKINMOLADUN

6-4 | 295 | SR. | DL

GRANDVIEW, MO.

CAREER HONORS

- Allstate AFCA Good Works Team (2018)
- 2-Time Academic All-Big Ten
- BTN All-Freshman Team (2015)
- 2-Time Nebraska Scholar-Athlete Honor Roll
- 2-Time Nebraska HERO Leadership Award
- 3-Time Brook Berringer Citizenship Team
- 3-Time Tom Osborne Citizenship Team

CAREER NOTES

- 35 career starts rank 2nd among active Big Ten defensive linemen (Iowa's Parker Hesse, 39)
- Has started 31 consecutive games
- Is playing the 2018 season as a graduate

PERSONAL NOTES

- His cousin, Oladapo, was an All-American on the Nebraska track and field team from 2013-16

2018 SEASON HIGHLIGHTS

- Was one of only 11 FBS players named to the 2018 Allstate AFCA Good Works Team and was the first Husker to earn the honor since 2013
- Had two TFLs and 1.5 sacks vs. Colorado, matching his entire 2017 TFL total and exceeding his 2017 sack total (1.0)
- Added another sack against Troy, giving him sacks in back-to-back games for the first time since the third and fourth games of his career against Miami and Southern Miss in 2015
- Led the defensive line with a season-high five tackles while making his 30th consecutive start at No. 16 Wisconsin

2018 GAME-BY-GAME

OPPONENT	UT-AT-TT	TFL-YD	SACK-YD
Colorado	2-2-4	2-3	1.5-3
Troy	1-1-2	1-7	1.0-7
at Michigan	0-1-1	0-0	0.0-0
Purdue	0-1-1	0-0	0.0-0
at Wisconsin	0-5-5	0-0	0.0-0
at Northwestern	1-1-2	0-0	0.0-0
Minnesota			
Bethune-Cookman			
at Ohio St.			
Illinois			
Michigan St.			
at Iowa			

CAREER TACKLE STATS

YEAR	G/S	UT	AT	TT	TFL-YD	SCK-YD
2014		Redshirt				
2015	11/4	11	10	21	7-45	4.5-36
2016	13/13	15	17	32	5-30	4.0-28
2017	12/12	15	9	24	2-7	1.0-3
2018	6/6	4	11	15	3-10	2.5-10
TOTAL	42/35	45	47	92	17-92	12.0-77

CAREER MISCELLANEOUS STATS

YEAR	FF	FR	PBU	INT	QBH	BLK
2014		Redshirt				
2015	0	0	0	0	4	0
2016	1	0	0	0	10	0
2017	0	0	2	0	2	0
2018	0	0	0	0	3	0
TOTAL	1	0	2	0	19	0

CAREER HIGHS

Tackles	6 at Miami (2015)
TFLs	2 four times
Sacks	2.0 twice
Breakups	1 twice



93 DAMION DANIELS

6-3 | 340 | RFR. | DL

DALLAS, TEXAS

CAREER HONORS

- Nebraska Scholar-Athlete Honor Roll (Fall 2017)
- Brook Berringer Citizenship Team (2018)
- Tom Osborne Citizenship Team (2018)

2018 SEASON HIGHLIGHTS

- Has appeared in all six games on the defensive line and posted the first three tackles of his career
- Recorded a tackle in each of his first two career games after redshirting last season

2018 GAME-BY-GAME

OPPONENT	UT-AT-TT	TFL-YD	SACK-YD
Colorado	0-1-1	0-0	0.0-0
Troy	1-1-2	0-0	0.0-0
at Michigan	0-0-0	0-0	0.0-0
Purdue	0-0-0	0-0	0.0-0
at Wisconsin	0-0-0	0-0	0.0-0
at Northwestern	0-0-0	0-0	0.0-0
Minnesota			
Bethune-Cookman			
at Ohio St.			
Illinois			
Michigan St.			
at Iowa			

CAREER TACKLE STATS

YEAR	G/S	UT	AT	TT	TFL-YD	SCK-YD
2017		Redshirt				
2018	6/0	1	2	3	0-0	0.0-0
TOTAL	6/0	1	2	3	0-0	0.0-0

CAREER MISCELLANEOUS STATS

YEAR	FF	FR	PBU	INT	QBH	BLK
2017		Redshirt				
2018	0	0	0	0	0	0
TOTAL	0	0	0	0	0	0

CAREER HIGHS

Tackles	2 vs. Troy (2018)
TFLs	none
Sacks	none
Breakups	none



94 KHALIL DAVIS

6-2 | 310 | JR. | DL

BLUE SPRINGS, MO.

CAREER HONORS

- Nebraska Scholar-Athlete Honor Roll (Spring 2018)
- 3-Time Brook Berringer Citizenship Team
- 3-Time Tom Osborne Citizenship Team

PERSONAL NOTES

- Twin brother Carlos - born five minutes before Khalil - is also a Husker defensive lineman

2018 SEASON HIGHLIGHTS

- His 27 tackles are a career high and lead all NU defensive linemen
- Enjoyed a career game in the season opener against Colorado, recording six tackles, doubling his previous career high
- Also set a career high and matched his career total with 2.0 sacks against Colorado and matched his career high with a pair of TFLs
- Paced the defensive line with three tackles at Michigan and forced a fumble
- Totaled a career-high seven tackles vs. Purdue
- Had a career-high five solo tackles at Northwestern

2018 GAME-BY-GAME

OPPONENT	UT-AT-TT	TFL-YD	SACK-YD
Colorado	4-2-6	2-16	2.0-16
Troy	1-1-2	0-0	0.0-0
at Michigan	2-1-3	0-0	0.0-0
Purdue	3-4-7	1-7	0.0-0
at Wisconsin	2-2-4	0-0	0.0-0
at Northwestern	5-0-5	0-0	0.0-0
Minnesota			
Bethune-Cookman			
at Ohio St.			
Illinois			
Michigan St.			
at Iowa			

CAREER TACKLE STATS

YEAR	G/S	UT	AT	TT	TFL-YD	SCK-YD
2015		Redshirt				
2016	12/0	4	1	5	2-4	0.0-0
2017	12/0	6	9	15	4-17	2.0-11
2018	6/0	17	10	27	3-23	2.0-16
TOTAL	30/0	27	20	47	9-44	4.0-27

CAREER MISCELLANEOUS STATS

YEAR	FF	FR	PBU	INT	QBH	BLK
2015	Redshirt					
2016	0	0	0	0	0	0
2017	1	0	1	0	2	0
2018	1	1	0	0	2	0
TOTAL	2	1	1	0	4	0

CAREER HIGHS

Tackles	7 vs. Purdue (2018)
TFLs	2 three times
Sacks	2.0 vs. Colorado (2018)
Breakups	1 vs. No. Illinois (2017)



95 BEN STILLE

6-5 | 290 | SO. | DL

ASHLAND, NEB.

CAREER HONORS

- BTN All-Freshman Team (2017)
- Big Ten Freshman of the Week (Illinois, 2017)
- Academic All-Big Ten (2017)
- 2-Time Nebraska Scholar-Athlete Honor Roll
- 2-Time Brook Berringer Citizenship Team
- 2-Time Tom Osborne Citizenship Team

CAREER NOTES

- 1st Husker freshman to lead NU in TFLs (10 in 2017) since the stat began being tracked in 1968
- 1st Husker freshman to lead NU in sacks (3.5 in 2017) since the stat became official in 1981

2018 SEASON HIGHLIGHTS

- 3rd on the team with 3.0 sacks
- Had a nine-yard sack and three tackles in the season opener against Colorado
- Helped the Huskers total 7.0 sacks and limit CU to 44 yards rushing
- Tied his career high with four tackles vs. Purdue and added his second sack of the season
- Registered a three-yard sack at Northwestern

2018 GAME-BY-GAME

OPPONENT	UT-AT-TT	TFL-YD	SACK-YD
Colorado	1-2-3	1-9	1.0-9
Troy	1-0-1	0-0	0.0-0
at Michigan	0-0-0	0-0	0.0-0
Purdue	2-2-4	1-2	1.0-2
at Wisconsin	0-2-2	0-0	0.0-0
at Northwestern	1-1-2	1-3	1.0-3
Minnesota			
Bethune-Cookman			
at Ohio St.			
Illinois			
Michigan St.			
at Iowa			

CAREER TACKLE STATS

YEAR	G/S	UT	AT	TT	TFL-YD	SCK-YD
2016	Redshirt					
2017	9/1	12	12	24	10-38	3.5-27
2018	6/6	5	7	12	3-14	3.0-14
TOTAL	15/7	17	19	36	13-52	6.5-41

CAREER MISCELLANEOUS STATS

YEAR	FF	FR	PBU	INT	QBH	BLK
2016	Redshirt					
2017	1	0	1	0	1	0
2018	0	0	0	0	2	0
TOTAL	1	0	1	0	3	0

CAREER HIGHS

Tackles	4 four times
TFLs	3 at Illinois (2017)
Sacks	1.0 six times
Breakups	1 vs. Northwestern (2017)



96 CARLOS DAVIS

6-2 | 325 | JR. | DL

BLUE SPRINGS, MO.

CAREER HONORS

- Honorable-Mention BTN All-Freshman Team (2016)
- Nebraska Most Improved Player (2016)
- 2-Time Nebraska Scholar-Athlete Honor Roll
- 3-Time Brook Berringer Citizenship Team
- 3-Time Tom Osborne Citizenship Team

CAREER NOTES

- Earned honorable-mention All-America honors with a 23rd-place finish in the discus at the 2018 NCAA Outdoor Championships

PERSONAL NOTES

- Twin brother Khalil - born five minutes after Carlos - is also a Husker defensive lineman

2018 SEASON HIGHLIGHTS

- Has started three straight games at nose guard
- Finished with one tackle for loss against Colorado, helping NU total 12 TFLs as a team
- Notched his first sack of the season vs. Troy
- Earned his 1st career start at nose guard vs. Purdue and recorded his third TFL
- Had a season-high four tackles at No. 16 Wisconsin

2018 GAME-BY-GAME

OPPONENT	UT-AT-TT	TFL-YD	SACK-YD
Colorado	0-1-1	1-2	0.0-0
Troy	2-0-2	1-8	1.0-8
at Michigan	1-1-2	0-0	0.0-0
Purdue	1-2-3	1-3	0.0-0
at Wisconsin	2-2-4	0-0	0.0-0
at Northwestern	0-0-0	0-0	0.0-0
Minnesota			
Bethune-Cookman			
at Ohio St.			
Illinois			
Michigan St.			
at Iowa			

CAREER TACKLE STATS

YEAR	G/S	UT	AT	TT	TFL-YD	SCK-YD
2015	Redshirt					
2016	13/4	11	13	24	5-25	2.0-24
2017	12/12	17	25	42	4-19	2.5-18
2018	6/3	6	6	12	3-13	1.0-8
TOTAL	31/19	34	44	78	12-57	5.5-50

CAREER MISCELLANEOUS STATS

YEAR	FF	FR	PBU	INT	QBH	BLK
2015	Redshirt					
2016	0	0	0	0	3	0
2017	0	0	0	0	6	0
2018	0	0	2	0	1	0
TOTAL	0	0	2	0	10	0

CAREER HIGHS

Tackles	6 twice
TFLs	2 at Illinois (2017)
Sacks	1.0 five times
Breakups	2 vs. Purdue (2018)



97 DEONTRE THOMAS

6-3 | 290 | SO. | DL
MUSTANG, OKLA.

CAREER HONORS

- Nebraska Scholar-Athlete Honor Roll (Spring 2018)

2018 SEASON HIGHLIGHTS

- Has recorded a tackle in each of his last three games
- Had a season-high two tackles vs. Purdue and recorded the first tackle for loss of his career
- Missed the Wisconsin and Northwestern games due to injury

2018 GAME-BY-GAME

OPPONENT	UT-AT-TT	TFL-YD	SACK-YD
Colorado	0-0-0	0-0	0.0-0
Troy	1-0-1	0-0	0.0-0
at Michigan	1-0-1	0-0	0.0-0
Purdue	2-0-2	1-1	0.0-0
at Wisconsin	-DNP (injured)-		
at Northwestern	-DNP (injured)-		
Minnesota			
Bethune-Cookman			
at Ohio St.			
Illinois			
Michigan St.			
at Iowa			

CAREER TACKLE STATS

YEAR	G/S	UT	AT	TT	TFL-YD	SCK-YD
2017	10/0	4	10	14	0-0	0.0-0
2018	4/0	4	0	4	1-1	0.0-0
TOTAL	14/0	8	10	18	1-1	0.0-0

CAREER MISCELLANEOUS STATS

YEAR	FF	FR	PBU	INT	QBH	BLK
2017	0	0	0	0	0	0
2018	0	0	0	0	0	0
TOTAL	0	0	0	0	0	0

CAREER HIGHS

Tackles	3 three times
TFLs	1 vs. Purdue (2018)
Sacks	none
Breakups	none



98 ISAAC ARMSTRONG

5-11 | 205 | JR. | P/H
KEARNEY, NEB.

CAREER HONORS

- Brook Berringer Citizenship Team (2017)
- Tom Osborne Citizenship Team (2017)

2018 SEASON HIGHLIGHTS

- Has been the starting holder in all six games
- Saw his first career action at punter at Wisconsin, punting twice for a 53.5-yard average, including a 59-yarder, the longest punt for NU in 2018
- Earned his first career start at punter at Northwestern and put two of his five punts inside the Wildcats' 10-yard line
- None of his seven punts have been returned

2018 GAME-BY-GAME

OPPONENT	NO.	AVG	I20	LONG
Colorado	0	0	0	0
Troy	0	0	0	0
at Michigan	0	0	0	0
Purdue	0	0	0	0
at Wisconsin	2	53.5	1	59
at Northwestern	5	45.8	2	57
Minnesota				
Bethune-Cookman				
at Ohio St.				
Illinois				
Michigan St.				
at Iowa				

CAREER STATS

YEAR	NO.	AVG	LG	TB	I20	50+	BLK
2016							
			Redshirt				
2017	0	0	0	0	0	0	0
2018	7	48.0	59	2	3	2	0
TOTAL	7	48.0	59	2	3	2	0

CAREER HIGHS

Punts	5 at Northwestern (2018)
Average	53.5 at Wisconsin (2018)
Inside 20	2 at Northwestern (2018)
50-Yard Punts	2 at Northwestern (2018)
Long Punt	59 at Wisconsin (2018)



99 PEYTON NEWELL

6-3 | 300 | SR. | DL
HIAWATHA, KAN.

CAREER HONORS

- 3-Time Nebraska Scholar-Athlete Honor Roll
- 3-Time Brook Berringer Citizenship Team
- 3-Time Tom Osborne Citizenship Team

2018 SEASON HIGHLIGHTS

- Has added depth on the defensive line every game, posting a career-high three tackles, exceeding his career total entering 2018
- Matched his career high and career total with two tackles at No. 19 Michigan
- Set a new career high with his third tackle of the season at No. 16 Wisconsin

2018 GAME-BY-GAME

OPPONENT	UT-AT-TT	TFL-YD	SACK-YD
Colorado	0-0-0	0-0	0.0-0
Troy	0-0-0	0-0	0.0-0
at Michigan	1-1-2	0-0	0.0-0
Purdue	0-0-0	0-0	0.0-0
at Wisconsin	0-1-1	0-0	0.0-0
at Northwestern	0-0-0	0-0	0.0-0
Minnesota			
Bethune-Cookman			
at Ohio St.			
Illinois			
Michigan St.			
at Iowa			

CAREER TACKLE STATS

YEAR	G/S	UT	AT	TT	TFL-YD	SCK-YD
2014						
					Redshirt	
2015	0/0	0	0	0	0-0	0.0-0
2016	4/0	0	0	0	0-0	0.0-0
2017	3/0	0	2	2	0-0	0.0-0
2018	6/0	1	2	3	0-0	0.0-0
TOTAL	13/0	1	4	5	0-0	0.0-0

CAREER MISCELLANEOUS STATS

YEAR	FF	FR	PBU	INT	QBH	BLK
2014						
						Redshirt
2015	0	0	0	0	0	0
2016	0	0	0	0	0	0
2017	0	0	0	0	0	0
2018	0	0	0	0	0	0
TOTAL	0	0	0	0	0	0

CAREER HIGHS

Tackles	2 twice
TFLs	none
Sacks	none
Breakups	none

2018 NEBRASKA SCHEDULE AND RESULTS

DATE	OPPONENT	RESULT	SCORE	RECORD	CONFERENCE	TIME	ATTEND.
Sept. 1	Akron	canceled					
Sept. 8	Colorado	L	28-33	0-1	0-0	3:41	89,853
Sept. 15	Troy	L	19-24	0-2	0-0	3:16	89,360
Sept. 22	at No. 19 Michigan *	L	10-56	0-3	0-1	3:30	111,037
Sept. 29	Purdue *	L	28-42	0-4	0-2	3:42	88,911
Oct. 6	at No. 16 Wisconsin *	L	24-41	0-5	0-3	3:35	80,051
Oct. 13	at Northwestern *	L	31-34 (OT)	0-6	0-4	3:32	47,330

*Big Ten conference game

SCORE BY QUARTERS	1ST	2ND	3RD	4TH	OT	TOTAL
Nebraska	21	30	51	38	0	140
Opponents	50	77	49	51	3	230

TEAM STATISTICS

TEAM STATISTICS	NU	OPP
SCORING	140	230
Points Per Game	23.3	38.3
Points Off Turnovers	20	41
FIRST DOWNS	142	143
Rushing	67	53
Passing	63	70
Penalty	12	20
RUSHING YARDAGE	1181	1062
Yards gained rushing	1371	1211
Yards lost rushing	190	149
Rushing Attempts	242	222
Average Per Rush	4.9	4.8
Average Per Game	196.8	177.0
TDs Rushing	10	15
PASSING YARDAGE	1501	1613
Comp-Att-Int	127-201-7	144-233-4
Average Per Pass	7.5	6.9
Average Per Catch	11.8	11.2
Average Per Game	250.2	268.8
TDs Passing	8	10
TOTAL OFFENSE	2682	2675
Total Plays	443	455
Average Per Play	6.1	5.9
Average Per Game	447.0	445.8
KICK RETURNS: #-Yards	20-348	12-269
PUNT RETURNS: #-Yards	8-23	11-180
INT RETURNS: #-Yards	4-14	7-39
KICK RETURN AVERAGE	17.4	22.4
PUNT RETURN AVERAGE	2.9	16.4
INT RETURN AVERAGE	3.5	5.6
FUMBLES-LOST	14-6	6-2
PENALTIES-Yards	61-590	42-348
Average Per Game	98.3	58.0
PUNTS-Yards	31-1334	28-1272
Average Per Punt	43.0	45.4
Net punt average	35.3	41.0
KICKOFFS-Yards	30-1912	43-2586
Average Per Kick	63.7	60.1
Net kick average	41.4	41.0
TIME OF POSSESSION/Game	27:35	32:25
3RD-DOWN Conversions	26/77	38/91
3rd-Down Pct	34%	42%
4TH-DOWN Conversions	1/10	6/9
4th-Down Pct	10%	67%
SACKS BY-Yards	15-92	14-104
MISC YARDS	0	0
TOUCHDOWNS SCORED	18	28
FIELD GOALS-ATTEMPTS	5-9	11-14
ON-SIDE KICKS	0-0	0-1
RED-ZONE SCORES	(16-19) 84%	(25-27) 93%
RED-ZONE TOUCHDOWNS	(11-19) 58%	(16-27) 59%
PAT-ATTEMPTS	(15-16) 94%	(25-26) 96%
ATTENDANCE	268124	238418
Games/Avg Per Game	3/89375	3/79473
Neutral Site Games		0/0

INDIVIDUAL OFFENSIVE STATISTICS

RUSHING	G/GS	ATT	GAIN	LOSS	NET	AVG	TD	LONG	AVG/G
Devine Ozigbo	6/3	73	460	12	448	6.1	5	37	74.7
Adrian Martinez	5/5	66	393	103	290	4.4	3	41	58.0
Greg Bell	4/3	35	208	10	198	5.7	0	45	49.5
Maurice Washington	5/0	39	206	19	187	4.8	1	29	37.4
Andrew Bunch	4/1	15	56	29	27	1.8	0	23	6.8
Wyatt Mazour	6/0	5	23	5	18	3.6	1	17	3.0
JD Spielman	6/6	5	16	0	16	3.2	0	5	2.7
Tyjon Lindsey	4/0	2	9	0	9	4.5	0	9	2.2
TEAM	6/0	2	0	12	-12	-6.0	0	0	-2.0
Total	6	242	1371	190	1181	4.9	10	45	196.8
Opponents	6	222	1211	149	1062	4.8	15	88	177.0

PASSING	G/GS	EFFIC	COMP-ATT-INT	PCT	YDS	TD	LNG	AVG/G
Adrian Martinez	5/5	133.12	96-154-5	62.3	1181	6	75	236.2
Andrew Bunch	4/1	128.68	31-47-2	66.0	320	2	33	80.0
Total	6	132.08	127-201-7	63.2	1501	8	75	250.2
Opponent	6	130.68	144-233-4	61.8	1613	10	61	268.8

RECEIVING	G/GS	NO.	YDS	AVG	TD	LONG	AVG/G
JD Spielman	6/6	40	537	13.4	6	75	89.5
Stanley Morgan Jr.	6/6	27	393	14.6	1	33	65.5
Maurice Washington	5/0	12	105	8.8	0	24	21.0
Jack Stoll	6/6	10	116	11.6	1	33	19.3
Devine Ozigbo	6/3	10	90	9.0	0	18	15.0
Mike Williams	6/2	7	92	13.1	0	24	15.3
Kade Warner	3/3	5	33	6.6	0	10	11.0
Kurt Rafdal	6/0	4	67	16.8	0	26	11.2
Greg Bell	4/3	4	14	3.5	0	6	3.5
Tyjon Lindsey	4/0	3	22	7.3	0	14	5.5
Bryan Reimers	4/1	2	12	6.0	0	7	3.0
Wyatt Mazour	6/0	1	21	21.0	0	21	3.5
Jaron Woodyard	4/0	1	10	10.0	0	10	2.5
Adrian Martinez	5/5	1	-11	-11.0	0	0	-2.2
Total	6	127	1501	11.8	8	75	250.2
Opponents	6	144	1613	11.2	10	61	268.8

PUNT RETURNS	NO.	YDS	AVG	TD	LONG
Tyjon Lindsey	5	1	0.2	0	3
JD Spielman	3	22	7.3	0	19
Total	8	23	2.9	0	19
Opponents	11	180	16.4	2	60

2018 INDIVIDUAL STATISTICS

INTERCEPTIONS	NO.	YDS	AVG	TD	LONG
Lamar Jackson	1	0	0.0	0	0
Antonio Reed	1	0	0.0	0	0
Deontai Williams	1	0	0.0	0	0
Tre Neal	1	14	14.0	0	14
Total	4	14	3.5	0	14
Opponents	7	39	5.6	0	22

KICK RETURNS	NO.	YDS	AVG	TD	LONG
JD Spielman	8	169	21.1	0	31
Maurice Washington	3	51	17.0	0	25
Jack Stoll	2	16	8.0	0	10
Jaron Woodyard	2	34	17.0	0	19
Wyatt Mazour	1	21	21.0	0	21
Total	16	291	18.2	0	31
Opponents	11	249	22.6	0	34

FUMBLE RETURNS	NO.	YDS	AVG	TD	LONG
None					
Total	0	0	0.0	0	0
Opponents	1	10	10.0	1	10

FIELD GOALS	FGM-FGA	PCT	1-19	20-29	30-39	40-49	50-59	LG	BLK
Barret Pickering	5-9	55.6	0-0	1-1	4-5	0-2	0-1	35	0
Total	5-9	55.6	0-0	1-1	4-5	0-2	0-1	35	0
Opponents	11-14	78.6	0-0	2-2	7-8	1-3	1-1	50	0

FG SEQUENCE	NEBRASKA	OPPONENTS
Colorado	43	(40),(35),37,43
Troy	33,(23),(32)	(37)
Michigan	(35)	(50),(38)
Purdue	54	(31),(25)
Wisconsin	(31)	(30),(28)
Northwestern	45,(34)	42,(31),(37)

Numbers in (parenthesis) indicate field goal was made

PUNTING	NO.	YDS	AVG	LONG	TB	FC	I20	50+	BLK
Caleb Lightbourn	24	998	41.6	52	1	3	3	3	0
Isaac Armstrong	7	336	48.0	59	2	1	3	2	0
Total	31	1334	43.0	59	3	4	6	5	0
Opponents	28	1272	45.4	79	5	8	11	6	0

KICKOFFS	NO.	YDS	AVG	TB	OB	RET.	NET	YDLN
Caleb Lightbourn	30	1912	63.7	16	1			
Total	30	1912	63.7	16	1	269	41.4	23
Opponents	43	2586	60.1	19	0	348	41.0	24

SCORING	TD	FGs	PATs				DXP	Saf	Pts
			Kick	Rush	Rcv	Pass			
JD Spielman	5	0-0	0-0	0-0	0	0-0	0	0	30
Barret Pickering	0	4-7	13-13	0-0	0	0-0	0	0	25
Adrian Martinez	3	0-0	0-0	0-0	0	0-0	0	0	18
Devine Ozigbo	3	0-0	0-0	0-0	0	0-0	0	0	18
Wyatt Mazour	1	0-0	0-0	0-0	0	0-0	0	0	6
Jack Stoll	1	0-0	0-0	0-0	0	0-0	0	0	6
Stanley Morgan Jr.	1	0-0	0-0	0-0	0	0-0	0	0	6
Andrew Bunch	0	0-0	0-0	0-0	0	0-1	0	0	0
Total	14	4-7	13-13	0-0	0	0-1	0	0	109
Opponents	24	9-11	21-22	0-0	1	1-2	0	1	196

TOTAL OFFENSE	G	PLAYS	RUSH	PASS	TOTAL	AVG/G
Adrian Martinez	5	220	290	1181	1471	294.2
Devine Ozigbo	6	73	448	0	448	74.7
Andrew Bunch	4	62	27	320	347	86.8
Greg Bell	4	35	198	0	198	49.5
Maurice Washington	5	39	187	0	187	37.4
Wyatt Mazour	6	5	18	0	18	3.0
JD Spielman	6	5	16	0	16	2.7
Tyson Lindsey	4	2	9	0	9	2.2
TEAM	6	2	-12	0	-12	-2.0
Total	6	443	1181	1501	2682	447.0
Opponents	6	455	1062	1613	2675	445.8

ALL PURPOSE	G	RUSH REC	PR	KOR	IR	TOT	AVG/G	
JD Spielman	6	16	537	22	169	0	744	124.0
Devine Ozigbo	6	448	90	0	0	0	538	89.7
Stanley Morgan Jr.	6	0	393	0	0	0	393	65.5
Maurice Washington	5	187	105	0	90	0	382	76.4
Adrian Martinez	5	290	-11	0	0	0	279	55.8
Greg Bell	4	198	14	0	0	0	212	53.0
Jack Stoll	6	0	116	0	16	0	132	22.0
Mike Williams	6	0	92	0	0	0	92	15.3
Wyatt Mazour	6	18	21	0	36	0	75	12.5
Kurt Rafdal	6	0	67	0	0	0	67	11.2
Jaron Woodyard	4	0	10	0	34	0	44	11.0
Kade Warner	3	0	33	0	0	0	33	11.0
Tyson Lindsey	4	9	22	1	0	0	32	8.0
Andrew Bunch	4	27	0	0	0	0	27	6.8
Tre Neal	6	0	0	0	0	14	14	2.3
Bryan Reimers	4	0	12	0	0	0	12	3.0
Mikale Wilbon	2	0	0	0	3	0	3	1.5
TEAM	6	-12	0	0	0	0	-12	-2.0
Total	6	1181	1501	23	348	14	3067	511.2
Opponents	6	1062	1613	180	269	39	3163	527.2

DEFENSIVE STATISTICS

NAME	GP-GS	-----TACKLES-----			TFL-YDS	-SACKS- NO-YARDS	---PASS DEF---		QBH	---FUMBLES---		BLKD	
		SOLO	AST	TOTAL			INT-YDS	BRUP		RCV-YDS	FF	KICK	SAF
7 Mohamed Barry	6-6	24	29	53	6-26	1.0-9	.	1	3	.	.	.	
24 Aaron Williams	6-5	26	17	43	.	.	.	2	1	.	.	.	
5 Dedrick Young II	6-6	20	16	36	3-3	.	.	2	
12 Luke Gifford	6-6	17	17	34	10-39	4.5-31	.	.	3	.	.	.	
14 Tre Neal	6-6	15	12	27	1-2	.	1-14	2	2	.	.	.	
94 Khalil Davis	6-0	17	10	27	3-23	2.0-16	.	.	2	1-0	1	.	
23 Dicaprio Bootle	6-6	17	7	24	.	.	.	10	.	.	1	.	
25 Antonio Reed	6-2	15	7	22	.	.	1-0	1	
43 Tyrin Ferguson	4-3	10	7	17	5-20	1.0-4	
91 Freedom Akinmoladun	6-6	4	11	15	3-10	2.5-10	.	.	3	.	.	.	
3 Will Honas	4-0	6	9	15	1-1	.	.	.	1	.	.	.	
21 Lamar Jackson	6-5	9	4	13	.	.	1-0	4	
41 Deontai Williams	6-1	9	3	12	.	.	1-0	1	
95 Ben Stille	6-6	5	7	12	3-14	3.0-14	.	.	2	.	.	.	
96 Carlos Davis	6-3	6	6	12	3-13	1.0-8	.	2	1	.	.	.	
6 Eric Lee Jr.	3-1	4	6	10	
19 Marquel Dismuke	5-0	5	2	7	
31 Collin Miller	6-0	2	5	7	1-7	
17 Cam Taylor	5-0	4	1	5	.	.	.	2	.	1-0	.	.	
57 Jacob Weinmaster	6-0	1	4	5	
22 Alex Davis	6-1	1	3	4	
4 Caleb Tannor	6-0	3	1	4	
97 Deontre Thomas	4-0	4	.	4	1-1	
9 DaiShon Neal	6-0	1	2	3	
93 Damion Daniels	6-0	1	2	3	
44 Mick Stoltenberg	3-3	.	3	3	
42 Jeremiah Stovall	3-0	2	1	3	
99 Peyton Newell	6-0	1	2	3	
92 Chase Urbach	4-0	1	1	2	
13 JoJo Domann	2-0	1	.	1	
18 Guy Thomas	3-0	.	1	1	
88 Jaron Woodyard	4-0	.	1	1	
37 Wyatt Mazour	6-0	.	1	1	
2 Adrian Martinez	5-5	1	.	1	
35 Caleb Lightbourn	6-0	1	.	1	
10 JD Spielman	6-6	1	.	1	
Total	6-0	234	198	432	40-159	15-92	4-14	27	18	2-0	2	.	
Opponent	6-0	251	196	447	47-174	14-104	7-39	10	17	6-10	10	1	

SPECIAL TEAMS TACKLES	UA-A/TOT	COLO	TROY	MICH	PUR	WIS	NW	MINN	BC	OSU	ILL	MSU	IOWA
Collin Miller	2-3/5	1-0/1	0-1/1	1-1/2	0-1/1	-	-	-	-	-	-	-	-
Jacob Weinmaster	2-1/3	1-0/1	0-1/1	1-0/1	-	-	-	-	-	-	-	-	-
Deontai Williams	1-1/2	-	0-1/1	1-0/1	-	-	-	-	-	-	-	-	-
Chase Urbach	1-1/2	-	-	1-1/2	-	-	-	-	-	-	-	-	-
Caleb Tannor	1-0/1	1-0/1	-	-	--	-	-	-	-	-	-	-	-
JoJo Domann	1-0/1	1-0/1	-	-	-	-	-	-	-	-	-	-	-
Alex Davis	0-1/1	-	0-1/1	-	-	-	-	-	-	-	-	-	-
Cam Taylor	1-0/1	-	-	1-0/1	-	1-0/1	-	-	-	-	-	-	-
Tre Neal	0-1/1	-	-	-	0-1/1	-	-	-	-	-	-	-	-
Wyatt Mazour	0-1/1	-	-	-	0-1/1	-	-	-	-	-	-	-	-
Jaron Woodyard	0-1/1	-	-	-	0-1/1	-	-	-	-	-	-	-	-
Marquel Dismuke	1-1/2	-	-	-	1-0/1	0-1/1	-	-	-	-	-	-	-
Caleb Lightbourn	1-0/1	-	-	-	-	1-0/1	-	-	-	-	-	-	-
Jeremiah Stovall	2-1/3	-	-	-	-	1-1/2	1-0/1	-	-	-	-	-	-

INDIVIDUAL OFFENSE GAME BY GAME

RUSHING	NO-YDS/TD	COLO	TROY	MICH	PUR	WIS	NW	MINN	BC	OSU	ILL	MSU	IOWA
Devine Ozigbo RB	73-448/5	14-60/1	9-25/0	6-5/0	17-170/2	5-29/0	22-159/2						
Adrian Martinez QB	66-290/3	15-117/2	DNP	7--12/0	18-91/0	13-57/1	13-37/0						
Greg Bell RB	35-198/0	13-104/0	14-64/0	6-28/0	2-2/0	DNP	DNP						
Maurice Washington RB	39-187/1	8-34/0	14-92/0	3-2/0	DNP	5-27/0	9-32/1						
Andrew Bunch QB	15-27/0	1-1/0	10-5/0	3-23/0	DNP	1--2/0	DNP						
Wyatt Mazour RB	5-18/1	-	-	5-18/1	-	-	-						
JD Spielman WR	5-16/0	1-4/0	1-1/0	-	1-3/0	-	2-8/0						
Tyson Lindsey WR	2-9/0	2-9/0	-	-	-	DNP	DNP						
TEAM	2--12/0	-	-	DNP	1--7/0	-	1--5/0						

RECEIVING	NO-YDS/TD	COLO	TROY	MICH	PUR	WIS	NW	MINN	BC	OSU	ILL	MSU	IOWA
JD Spielman WR	40-537/6	3-67/1	6-45/1	4-5/0	10-135/2	9-209/1	8-76/1						
Stanley Morgan WR	27-393/1	5-75/0	5-64/1	3-61/0	4-69/0	8-93/0	2-31/0						
Jack Stoll TE	10-116/1	1-4/0	1-9/0	-	4-51/0	1-12/1	3-40/0						
Maurice Washington RB	12-105/0	2-16/0	3-14/0	1-10/0	DNP	4-53/0	2-12/0						
Mike Williams WR	7-92/0	3-40/0	-	-	-	1-11/0	3-41/0						
Devine Ozigbo RB	10-90/0	2-17/0	1-7/0	1-5/0	2-28/0	-	4-33/0						
Kurt Rafdal TE	4-67/0	1-14/0	1-26/0	-	1-9/0	1-18/0	-						
Kade Warner WR	5-33/0	DNP	DNP	DNP	2-16/0	1-6/0	2-11/0						
Tyson Lindsey WR	3-22/0	-	1-6/0	2-16/0	-	DNP	DNP						
Wyatt Mazour RB	1-21/0	-	-	1-21/0	-	-	-						
Greg Bell RB	4-14/0	2-3/0	1-6/0	-	1-5/0	DNP	DNP						
Bryan Reimers WR	2-12/0	-	-	DNP	DNP	1-5/0	1-7/0						
Jaron Woodyard WR	1-10/0	DNP	DNP	-	1-10/0	-	-						
Adrian Martinez QB	1--11/0	-	DNP	1--11/0	-	-	-						

PASSING

ADRIAN MARTINEZ	ATT	COMP	INT	PCT	YARDS	TD	LONG	SACK	YDS	EFFIC
Colorado	20	15	1	75.0	187	1	57	2	12	160.0
Troy	DNP-Injury									
Michigan	15	7	1	46.7	22	0	32	4	39	45.7
Purdue	42	25	1	59.5	323	2	33	2	11	135.1
Wisconsin	42	24	0	57.1	384	2	75	2	12	149.7
Northwestern	35	25	2	71.4	251	1	42	1	7	129.7
TOTALS	154	96	5	62.3	1181	6	75	11	81	133.1

ANDREW BUNCH	ATT	COMP	INT	PCT	YARDS	TD	LONG	SACK	YDS	EFFIC
Colorado	9	4	0	44.4	49	0	25	0	0	90.2
Troy	27	19	2	70.4	177	2	33	3	23	135.1
Michigan	9	6	0	66.7	71	0	27	0	0	132.9
Purdue	DNP									
Wisconsin	2	2	0	100.0	23	0	18	0	0	196.6
Northwestern	DNP									
TOTALS	47	31	2	66.0	320	2	33	3	23	128.7

PUNT RETURNS	NO-YDS	COLO	TROY	MICH	PUR	WIS	NW	MINN	BC	OSU	ILL	MSU	IOWA
JD Spielman	3-22	-	-	-	1-0	1-3	1-19						
Tyson Lindsey	5-1	3--2	-	2-3	-	DNP	DNP						

KICK RETURNS	NO-YDS	COLO	TROY	MICH	PUR	WIS	NW	MINN	BC	OSU	ILL	MSU	IOWA
JD Spielman	8-169	2-35	3-70	2-40	1-24	-	-						
Maurice Washington	5-90	-	-	1-16	DNP	2-35	2-39						
Wyatt Mazour	2-36	-	-	-	1-21	-	1-15						
Jaron Woodyard	2-34	DNP	DNP	-	2-34	-	-						
Jack Stoll	2-16	1-10	-	-	1-6	-	-						
Mikale Wilbon	1-3	DNP	DNP	DNP	DNP	-	1-3						

INDIVIDUAL DEFENSE GAME BY GAME

PLAYER	UA-A	TOTAL	COLO	TROY	MICH	PUR	WIS	NW	MINN	BC	OSU	ILL	MSU	IOWA
Mohamed Barry LB	24-29	53	4-8	2-1	7-4	5-6	1-7	5-3						
Aaron Williams DB	26-17	43	4-4	3-2	4-0	2-6	3-3	10-2						
Dedrick Young LB	20-16	36	4-5	2-1	5-1	3-4	3-4	3-1						
Luke Gifford LB	17-17	34	3-8	3-0	1-1	1-3	3-4	6-1						
Tre Neal DB	15-12	27	2-3	3-4	2-0	2-1	3-3	3-1						
Khalil Davis DL	17-10	27	4-2	1-1	2-1	3-4	2-2	5-0						
Dicaprio Bootle DB	17-7	24	1-2	0-1	3-1	5-2	4-1	4-0						
Antonio Reed DB	15-7	22	1-3	4-1	2-2	1-0	1-1	6-0						
Tyrin Ferguson LB	10-7	17	5-5	2-2	3-0	DNP	DNP	-						
Will Honas LB	6-9	15	0-2	3-5	2-1	1-1	DNP	DNP						
Freedom Akinmoladun DL	4-11	15	2-2	1-1	0-1	0-1	0-5	1-1						
Lamar Jackson DB	9-4	13	0-1	0-2	3-0	2-0	2-1	2-0						
Carlos Davis DL	6-6	12	0-1	2-0	1-1	1-2	2-2	-						
Deontai Williams DB	9-3	12	-	0-1	2-0	2-1	4-1	1-0						
Ben Stille DL	5-7	12	1-2	1-0	-	2-2	0-2	1-1						
Eric Lee Jr. DB	4-6	10	DNP	DNP	DNP	2-3	2-3	-						
Collin Miller LB	2-5	7	1-0	0-1	0-3	0-1	-	1-0						
Marquel Dismuke DB	5-2	7	DNP	-	1-1	1-0	0-1	3-0						
Cam Taylor DB	4-1	5	1-0	-	1-0	DNP	1-1	1-0						
Jacob Weinmaster LB	1-4	5	1-0	0-1	0-1	-	0-2	-						
Alex Davis LB	1-3	4	-	0-1	-	-	1-2	-						
Deontre Thomas DL	4-0	4	-	1-0	1-0	2-0	DNP	DNP						
Caleb Tannor LB	3-1	4	1-0	-	1-0	1-0	0-1	-						
Damion Daniels DL	1-2	3	0-1	1-1	-	-	-	-						
Jeremiah Stovall DB	2-1	3	DNP	DNP	DNP	-	1-1	1-0						
Peyton Newell DL	1-2	3	-	-	1-1	-	0-1	-						
Mick Stoltenberg DL	0-3	3	0-1	-	0-2	DNP	DNP	DNP						
DaiShon Neal DL	1-2	3	-	-	1-1	0-1	-	-						
Chase Urbach	1-1	2	DNP	DNP	1-1	-	-	-						
Guy Thomas LB	0-1	1	-	-	0-1	DNP	DNP	DNP						
JD Spielman	1-0	1	-	1-0	-	-	-	-						
Adrian Martinez	1-0	1	1-0	DNP	-	-	-	-						
Wyatt Mazour	0-1	1	-	-	-	0-1	-	-						
JoJo Domann DB	1-0	1	1-0	DNP	DNP	DNP	DNP	-						
Caleb Lightbourn	1-0	1	-	-	-	-	1-0	-						
Jaron Woodyard	0-1	1	DNP	DNP	-	0-1	-	-						

INDIVIDUAL DEFENSE GAME BY GAME

TACKLES FOR LOSS	UA-A	TOTAL	COLO	TROY	MICH	PUR	WIS	NW	MINN	BC	OSU	ILL	MSU	IOWA
Luke Gifford LB	7-3	10	3-13	2-6	-	-	1-6	4-14						
Mohamed Barry LB	5-1	6	1-6	-	3-12	1-6	-	1-2						
Tyrin Ferguson LB	5-0	5	2-7	1-2	2-11	DNP	DNP	-						
Dedrick Young LB	2-1	3	2-3	1-0	-	-	-	-						
Carlos Davis DL	2-1	3	1-2	1-8	-	1-3	-	-						
Freedom Akinmoladun DL	2-1	3	2-3	1-7	-	-	-	-						
Khalil Davis DL	3-0	3	2-16	-	-	1-7	-	-						
Ben Stille DL	3-0	3	1-9	-	-	1-2	-	1-3						
Collin Miller LB	1-0	1	-	-	-	-	-	1-7						
Tre Neal DB	1-0	1	-	1-2	-	-	-	-						
Deontre Thomas DL	1-0	1	-	-	-	1-1	DNP	DNP						
Will Honas LB	0-1	1	-	1-1	-	-	DNP	DNP						

SACKS	UA-A	TOTAL	COLO	TROY	MICH	PUR	WIS	NW	MINN	BC	OSU	ILL	MSU	IOWA
Luke Gifford LB	4-1	4.5	1.5-11	1.0-4	-	-	1.0-6	1.0-10						
Ben Stille DL	3-0	3.0	1.0-9	-	-	1.0-2	-	1.0-3						
Freedom Akinmoladun DL	2-1	2.5	1.5-3	1.0-7	-	-	-	-						
Khalil Davis DL	2-0	2.0	2.0-16	-	-	-	-	-						
Mohamed Barry LB	1-0	1.0	-	-	1.0-9	-	-	-						
Tyrin Ferguson LB	1-0	1.0	1.0-4	-	-	DNP	DNP	-						
Carlos Davis DL	1-0	1.0	-	1.0-8	-	-	-	-						

INT RETURNS	NO-YDS	COLO	TROY	MICH	PUR	WIS	NW	MINN	BC	OSU	IOWA	MSU	IOWA
Tre Neal	1-14	-	-	-	-	-	1-14						
Deontai Williams	1-0	-	-	1-0	-	-	-						
Lamar Jackson	1-0	-	1-0	-	-	-	-						
Antonio Reed	1-0	-	-	-	-	-	1-0						

FUMBLES RECOVERED	NO	COLO	TROY	MICH	PUR	WIS	NW	MINN	OSU	BC	ILL	MSU	IOWA
Cam Taylor	1	-	1	-	DNP	-	-						
Khalil Davis	1	-	-	-	-	1	-						

FORCED FUMBLES	NO	COLO	TROY	MICH	PUR	WIS	NW	MINN	OSU	BC	ILL	MSU	IOWA
Khalil Davis	1	-	-	1	-	-	-						
Dicaprio Bootle	1	-	-	-	-	1	-						

FUMBLES RETURNS	NO-YDS	COLO	TROY	MICH	PUR	WIS	NW	MINN	OSU	ILL	MSU	IOWA	TBA
None													

TEAM GAME BY GAME

DATE	OPPONENT	-----RUSHING-----				-----RECEIVING-----				-----PASSING-----				-----KICK RET-----				-----PUNT RET-----				TOTAL OFF.
		NO.	YDS	TD	LG	NO.	YDS	TD	LG	CMP-ATT	INT	YDS	TD	LG	NO	YDS	TD	LG	NO	YDS	TD	
Sept. 8	COLORADO	54	329	3	45	19	236	1	57	19-29-1	236	1	57	3	45	0	20	3	-2	0	2	565
Sept. 15	TROY	48	187	0	29	19	177	2	33	19-27-2	177	2	33	3	70	0	31	0	0	0	0	364
Sept. 22	at Michigan	30	39	1	23	13	93	0	32	13-24-1	93	0	32	3	56	0	24	2	3	0	3	132
Sept. 29	PURDUE	39	259	2	35	25	323	2	33	25-42-1	323	2	33	5	85	0	24	1	0	0	0	582
Oct. 6	at Wisconsin	24	111	1	28	26	407	2	75	26-44-0	407	2	75	2	35	0	25	1	3	0	3	518
Oct. 13	at Northwestern	47	231	3	37	25	251	1	42	25-35-2	251	1	42	4	57	0	27	1	19	0	19	482
	TOTALS	242	1181	10	45	127	1501	8	75	127-201-7	1501	8	75	20	348	0	31	8	23	0	19	2682
	OPPONENT	222	1062	15	88	144	1613	10	61	144-233-4	1613	10	61	12	269	0	34	11	180	2	60	2675

DATE	OPPONENT	-----TACKLES-----				-SACKS- NO-YDS	---FUMBLE--- FF FR-YDS	INT-YDS	QBH	PBU	BLKD KICK	---KICKS---XPTS-----				SAF	PTS				
		SOL	AST	TOT	TFL-YDS							ATT-MAD	RUN	RVCV	OB						
Sept. 8	COLORADO	37	50	87	12.0-59	7.0-43	0	0-0	0-0	5	3	0	4-4	0	0	0	0	0	0	0	28
Sept. 15	TROY	30	26	56	7.0-26	3.0-19	0	1-0	1-0	2	3	0	1-1	0	0	0	0	0	0	0	19
Sept. 22	at Michigan	44	24	68	5.0-23	1.0-9	1	0-0	1-0	1	5	0	1-1	0	0	0	0	0	0	0	10
Sept. 29	PURDUE	36	40	76	5.0-19	1.0-2	0	0-0	0-0	3	6	0	4-4	0	0	0	0	0	0	0	28
Oct. 6	at Wisconsin	34	48	82	1.0-6	1.0-6	1	1-0	0-0	1	5	0	3-3	0	0	0	0	0	0	0	24
Oct. 13	at Northwestern	53	10	63	6.0-26	2.0-13	0	0-0	2-14	6	5	0	3-2	1	0	0	0	0	0	0	31
	TOTALS	234	198	432	36.0-159	15.0-92	2	2-0	4-14	18	27	0	16-15	1	0	0	0	0	0	0	140
	OPPONENT	251	196	447	41.0-174	14.0-104	10	6-10	7-39	17	10	0	26-25	0	1	1	1	1	1	1	230

DATE	OPPONENT	-----PUNTING-----										---FIELD GOALS---			---KICKOFFS---				
		NO	YDS	AVG	LG	BLK	TB	FC	50+	120	ATT-MADE	LG	BLKD	NO	YDS	AVG	TB	OB	
Sept. 8	COLORADO	3	128	42.7	47	0	0	1	0	1	1-0	0	0	5	324	64.8	3	0	
Sept. 15	TROY	5	208	41.6	51	0	0	1	1	1	3-2	32	0	5	325	65.0	4	0	
Sept. 22	at Michigan	9	402	44.7	52	0	0	0	1	1	1-1	35	0	4	256	64.0	2	0	
Sept. 29	PURDUE	5	201	40.2	52	0	1	1	1	0	1-0	0	0	5	320	64.0	2	0	
Oct. 6	at Wisconsin	4	166	41.5	59	0	1	0	1	1	1-1	31	0	5	322	64.4	2	0	
Oct. 13	at Northwestern	5	229	45.8	57	0	1	1	1	2	2-1	34	0	6	365	60.8	3	1	
	TOTALS	31	1334	43.0	59	0	3	4	5	6	9-5	35	0	30	1912	63.7	16	1	
	OPPONENT	28	1272	45.4	79	0	5	8	6	11	14-11	50	0	43	2586	60.1	19	0	

OPPONENT GAME BY GAME

DATE	OPPONENT	-----RUSHING-----				-----RECEIVING-----				-----PASSING-----				-----KICK RET-----				-----PUNT RET-----				TOTAL OFF.
		NO.	YDS	TD	LG	NO.	YDS	TD	LG	CMP-ATT	INT	YDS	TD	LG	NO	YDS	TD	LG	NO	YDS	TD	
Sept. 8	COLORADO	35	44	1	16	33	351	3	40	33-50-0	351	3	40	2	51	0	27	2	10	0	7	395
Sept. 15	TROY	34	143	2	57	14	110	0	39	14-21-1	110	0	39	1	13	0	13	3	65	1	58	253
Sept. 22	at Michigan	45	285	4	46	18	206	2	56	18-31-1	206	2	56	2	27	0	14	4	84	1	60	491
Sept. 29	PURDUE	37	188	4	42	25	328	1	51	25-42-0	328	1	51	3	68	0	29	1	6	0	6	516
Oct. 6	at Wisconsin	48	370	4	88	13	163	1	26	13-24-0	163	1	26	3	90	0	34	1	15	0	15	533
Oct. 13	at Northwestern	23	32	0	8	41	455	3	61	41-65-2	455	3	61	1	20	0	20	0	0	0	0	487
	OPPONENT	222	1062	15	88	144	1613	10	61	144-233-4	1613	10	61	12	269	0	34	11	180	2	60	2675
	NEBRASKA	242	1181	10	45	127	1501	8	75	127-201-7	1501	8	75	20	348	0	31	8	23	0	19	2682

DATE	OPPONENT	-----TACKLES-----				-SACKS- NO-YDS	---FUMBLE--- FF FR-YDS	INT-YDS	QBH	PBU	BLKD KICK	---KICKS---XPTS-----				SAF	PTS				
		SOL	AST	TOT	TFL-YDS							ATT-MAD	RUN	RVCV	OB						
Sept. 8	COLORADO	46	42	88	7.0-25	2.0-12	0	2-0	1-22	2	0	0	3-3	0	0	0	0	0	0	0	33
Sept. 15	TROY	45	38	83	9.0-48	3.0-23	3	1-0	2-10	1	3	0	3-3	0	0	0	0	0	0	0	24
Sept. 22	at Michigan	40	12	52	14.0-65	4.0-39	1	1-0	1-0	4	2	0	7-6	0	0	0	1	0	0	1	56
Sept. 29	PURDUE	37	44	81	3.0-12	2.0-11	0	0-0	1-7	0	2	0	4-4	0	1	0	0	0	0	0	42
Oct. 6	at Wisconsin	35	16	51	5.0-16	2.0-12	2	1-0	0-0	7	3	0	5-5	0	0	0	0	0	0	0	41
Oct. 13	at Northwestern	48	44	92	4.0-12	1.0-7	2	1-10	2-0	3	0	0	4-4	0	0	0	0	0	0	0	34
	OPPONENT	251	196	447	41.0-174	14.0-104	10	6-10	7-39	17	10	0	26-25	0	1	1	1	1	1	1	230
	NEBRASKA	234	198	432	36.0-159	15.0-92	2	2-0	4-14	18	27	0	16-15	1	0	0	0	0	0	0	140

DATE	OPPONENT	-----PUNTING-----										---FIELD GOALS---			---KICKOFFS---				
		NO	YDS	AVG	LG	BLK	TB	FC	50+	120	ATT-MADE	LG	BLKD	NO	YDS	AVG	TB	OB	
Sept. 8	COLORADO	5	217	43.4	54	0	0	1	1	1	4-2	40	0	7	405	57.9	3	0	
Sept. 15	TROY	5	269	53.8	79	0	1	2	2	1	1-1	37	0	5	310	62.0	2	0	
Sept. 22	at Michigan	3	178	59.3	64	0	0	0	3	2	2-2	50	0	10	568	56.8	4	0	
Sept. 29	PURDUE	7	289	41.3	49	0	1	3	0	5	2-2	31	0	8	457	57.1	3	0	
Oct. 6	at Wisconsin	3	122	40.7	44	0	2	0	0	1	2-2	30	0	8	520	65.0	6	0	
Oct. 13	at Northwestern	5	197	39.4	46	0	1	2	0	1	3-2	37	0	5	263	52.6	1	0	
	OPPONENT	28	1272	45.4	79	0	5	8	6	11	14-11	50	0	43	2586	60.1	19	0	
	NEBRASKA	31	1334	43.0	59	0	3	4	5	6	9-5	35	0	30	1912	63.7	16	1	

TEAM COMPARISON

OPPONENT	SCORE	1ST DNS (RUN/PASS/PEN.)	RUSHING	PASSING	PASS YDS	TOTAL OFFENSE	RET YDS	T/O
COLORADO	28-33	25/26 (13/7; 9/16; 3/3)	54-329/35-44	19-29-1/33-50-0	236/351	83-565/85-395	43/83	3/0
TROY	19-24	22/12 (12/5; 7/4; 3/3)	48-187/34-143	19-27-2/14-21-1	177/110	75-364/55-253	70/88	3/2
Michigan	10-56	12/22 (5/12; 4/9; 3/1)	30-39/45-285	13-24-1/18-31-1	93/206	54-132/76-491	59/111	2/1
PURDUE	28-42	31/27 (14/10; 16/11; 1/6)	39-259/37-188	25-42-1/25-42-0	323/328	81-582/79-516	85/81	1/0
Wisconsin	24-41	26/26 (7/15; 17/9; 2/2)	24-111/48-370	26-44-0/13-24-0	407/163	68-518/72-533	38/105	1/1
Northwestern	31-34	24/30 (15/4; 9/21; 0/5)	47-231/23-32	25-35-2/41-65-2	251/455	82-482/88-487	90/30	3/2
Totals	140-230	142/143 (67/53; 63/70; 12/20)	242-1181/222-1062	127-201-7/144-233-4	1501/1613	443-2682/455-2675	385/498	13/6

Note: Game totals are displayed in the format TEAM/OPPONENT for each category

OPPONENT	3RD DOWN	4TH DOWN	TIME POSS	MARGIN	YDS/RUSH	YDS/PASS	YDS/PLAY	PUNTING	PENALTIES
COLORADO	5-13/6-18	0-3/2-3	29:45/30:15	-0:30	6.1/1.3	8.1/7.0	6.8/4.6	3-42.7/5-43.4	11-95/8-46
TROY	5-15/4-12	1-1/0-1	32:54/27:06	5:48	3.9/4.2	6.6/5.2	4.9/4.6	5-41.6/5-53.8	10-77/10-95
Michigan	3-13/7-15	0-0/1-2	24:31/35:29	-10:58	1.3/6.3	3.9/6.6	2.4/6.5	9-44.7/3-59.3	10-79/8-77
PURDUE	4-12/7-16	0-3/0-0	23:44/36:16	-12:32	6.6/5.1	7.7/7.8	7.2/6.5	5-40.2/7-41.3	11-136/10-75
Wisconsin	3-10/6-12	0-2/1-1	24:27/35:33	-11:06	4.6/7.7	9.2/6.8	7.6/7.4	4-41.5/3-40.7	10-100/5-50
Northwestern	7-16/8-18	0-1/2-2	30:07/29:53	0:14	4.9/1.4	7.2/7.0	5.9/5.5	5-45.8/5-39.4	9-89/1-5
Totals	26-77/38-91	1-10/6-9	165:28/194:32 -29:04		4.9/4.8	7.5/6.9	6.1/5.9	31-43.0/28-45.4	590/348

Note: Game totals are displayed in the format TEAM/OPPONENT for each category

NEBRASKA RED ZONE CHART

NEBRASKA INSIDE OPPONENT RED-ZONE

DATE	OPPONENT	SCORE	TIMES		PTS	TOTAL RUSH PASS			-----FGs-----		----- FAILED TO SCORE INSIDE RZ -----				
			IN RZ	SCORED		TDS	TDS	TDS	MADE	MISS	DOWN	INT	FUMB	HALF	GAME
Sept. 8	Colorado	L, 28-33	3	2	14	2	2	0	0	0	1	0	0	0	0
Sept. 15	Troy	L, 19-24	5	4	19	2	0	2	2	1	0	0	0	0	0
Sept. 22	at Michigan *	L, 10-56	2	2	10	1	1	0	1	0	0	0	0	0	0
Sept. 29	Purdue *	L, 28-42	1	1	7	1	1	0	0	0	0	0	0	0	0
Oct. 6	at Wisconsin *	L, 24-41	3	3	17	2	1	1	1	0	0	0	0	0	0
Oct. 13	at Northwestern *	L, 31-34	5	4	24	3	3	0	1	0	0	0	0	1	0
Totals			19	16	91	11	8	3	5	1	1	0	0	1	0
			16 of 19 (84.2%)												

OPPONENT INSIDE NEBRASKA RED-ZONE

DATE	OPPONENT	SCORE	TIMES		PTS	TOTAL RUSH PASS			-----FGs-----		----- FAILED TO SCORE INSIDE RZ -----				
			IN RZ	SCORED		TDS	TDS	TDS	MADE	MISS	DOWN	INT	FUMB	HALF	GAME
Sept. 8	Colorado	L, 28-33	5	4	24	3	1	2	1	1	0	0	0	0	0
Sept. 15	Troy	L, 19-24	2	2	10	1	1	0	1	0	0	0	0	0	0
Sept. 22	at Michigan *	L, 10-56	6	5	30	4	3	1	1	0	0	1	0	0	0
Sept. 29	Purdue *	L, 28-42	6	6	35	4	3	1	2	0	0	0	0	0	0
Oct. 6	at Wisconsin *	L, 24-41	5	5	27	3	2	1	2	0	0	0	0	0	0
Oct. 13	at Northwestern*	L, 31-34	3	3	13	1	0	1	2	0	0	0	0	0	0
Totals			27	25	139	16	10	6	9	1	0	1	0	0	0
			25 of 27 (92.6%)												

NEBRASKA & OPPONENT LONG PLAYS & DRIVE INFORMATION

LONG SEASON PLAYS (20 OR MORE YARDS)

	[-----NEBRASKA-----]				[-----OPPONENT-----]			
	RUSH	PASS	RET	TOT	RUSH	PASS	RET	TOT
COLORADO	4	3	1	8	0	4	3	7
TROY	3	2	2	7	2	1	1	4
MICHIGAN	1	3	1	5	4	3	1	8
PURDUE	3	6	2	11	1	5	1	7
WISCONSIN	1	5	1	7	4	1	2	7
NORTHWESTERN	3	3	1	0	0	5	0	5
TOTALS	15	22	8	45	11	19	8	38

LONG DRIVE SUPERLATIVES

	NEBRASKA	OPPONENT
Most Yards (Result)	97 at Northwestern (TD)	99 at Northwestern (TD)
Most Plays (Result)	15 at Northwestern (TD)	15 at Wis. (FG); at NW (FG)
Most Time (Result)	5:43 at Northwestern (TD)	7:52 at Wisconsin (FG)

NEBRASKA LONG PLAYS (45; 15 RUNS; 22 PASSES; 8 RETURNS)

YDS	OPPONENT	PLAY	RESULT
75	Wisconsin	Pass (Martinez-Spielman)	Touchdown
57	Colorado	Pass (Martinez-Spielman)	Touchdown
45	Colorado	Run (Bell)	1st-10
42	Northwestern	Pass (Martinez-Spielman)	Touchdown
41	Colorado	Run (Martinez)	Touchdown
37	Northwestern	Run (Ozigbo)	1st-10
38	Wisconsin	Pass (Martinez-Spielman)	1st-10
35	Purdue	Run (Ozigbo)	1st-10
33	Purdue	Pass (Martinez-Stoll)	1st-10
33	Northwestern	Run (Ozigbo)	1st-10
33	Troy	Pass (Bunch-Morgan)	1st-10
32	Michigan	Pass (Martinez-Morgan)	1st-10
31	Troy	KOR (Spielman)	1st-10
30	Wisconsin	Pass (Martinez-Spielman)	1st-10
29	Troy	Run (Washington)	1st-10
28	Wisconsin	Run (Martinez)	1st-10
27	Michigan	Pass (Bunch-Morgan)	1st-10
27	Northwestern	KOR (Washington)	1st-10
26	Northwestern	Pass (Martinez-Morgan)	1st-10
26	Troy	Pass (Bunch-Rafdal)	1st-10
26	Purdue	Pass (Martinez-Morgan)	1st-10
25	Colorado	Run (Martinez)	1st-10
25	Colorado	Pass (Bunch-Morgan)	1st-10
25	Wisconsin	KOR (Washington)	1st-10
25	Wisconsin	Pass (Martinez-Morgan)	1st-10
24	Wisconsin	Pass (Martinez-Washington)	1st-10
24	Michigan	KOR (Spielman)	1st-10
24	Purdue	KOR (Spielman)	1st-10
24	Northwestern	Pass (Martinez-Williams)	1st-10
23	Purdue	Run (Ozigbo)	Touchdown
23	Purdue	Run (Martinez)	1st-10
23	Michigan	Run (Bunch)	1st-10
23	Michigan	Pass (Bunch-Mazour)	1st-10
23	Troy	KOR (Spielman)	1st-10
21	Northwestern	Run (Ozigbo)	1st-10
21	Colorado	Pass (Martinez-Morgan)	1st-10
21	Troy	Run (Washington)	1st-10
21	Purdue	Pass (Martinez-Morgan)	1st-10
21	Purdue	Pass (Martinez-Spielman)	1st-10
21	Purdue	Pass (Martinez-Spielman)	Touchdown
21	Purdue	Pass (Martinez-Spielman)	Touchdown
21	Purdue	KOR (Mazour)	1st-10
20	Troy	Run (Washington)	1st-10
20	Colorado	Run (Bell)	1st-10
20	Colorado	KOR Spielman	1st-10

OPPONENT LONG PLAYS 38; 11 RUNS; 19 PASSES; 8 RETURNS

YDS	OPPONENT	PLAY	RESULT
88	Wisconsin	Run (J. Taylor)	Touchdown
61	Northwestern	Pass (Thorson-Nagel)	Touchdown
60	Michigan	PR (Peoples-Jones)	TD
58	Troy	PR (Rookard)	Touchdown
57	Troy	Run (S. Smith)	1st-10
56	Michigan	Pass (McCaffrey-Bell)	TD
51	Purdue	Pass (Blough-Hopkins)	1st-10
48	Purdue	Pass (Blough-Zico)	1st-10
46	Michigan	Run (Higdon)	1st-10
44	Michigan	Run (Higdon)	TD
42	Purdue	Run (Knox)	Touchdown
40	Colorado	Pass (Montez-Shenault)	Touchdown
40	Purdue	Pass (Blough-Moore)	1st-10
39	Troy	Pass (Barker-Willis)	1st-10
37	Colorado	Pass (Montez-Shenault)	1st-10
34	Wisconsin	KOR (Cruickshank)	1st-10
32	Northwestern	Pass (Thorson-Skowronek)	1st-10
29	Purdue	KOR (Moore)	1st-10
28	Colorado	Pass (Montez-Shenault)	1st-10
28	Wisconsin	KOR (Cruickshank)	1st-10
27	Northwestern	Pass (Thorson-Skowronek)	1st-10
27	Northwestern	Pass (Thorson-Skowronek)	1st-10
27	Colorado	KOR (Blackmon)	1st-10
26	Troy	Run (B. Smith)	Touchdown
26	Michigan	Run (Wilson)	1st-10
26	Wisconsin	Pass (Hornibrook-A. Taylor)	1st-10
25	Michigan	Run (Higdon)	1st-10
25	Purdue	Pass (Blough-Hopkins)	1st-10
24	Colorado	KOR (Nixon)	1st-10
24	Wisconsin	Run (Groshek)	1st-10
23	Michigan	Pass (Patterson-Collins)	1st-10
22	Colorado	IR (Landman)	1st-10
22	Purdue	Pass (Blough-Horvath)	1st-10
21	Michigan	Pass (Patterson-Gentry)	1st-10
21	Wisconsin	Run (J. Taylor)	Touchdown
21	Northwestern	Pass (Thorson-Nagel)	Touchdown
20	Colorado	Pass (Montez-Winfrey)	1st-10
20	Wisconsin	Run (Deal)	Touchdown

GAME-OPENING DRIVES

OPPONENT	[-----NEBRASKA-----]			[-----OPPONENT-----]		
	PTS.	1ST DWN	YDS	PTS.	1ST DWN	YDS
Colorado	0	3	62	7	4	86
Troy	0	1	7	0	0	8
Michigan	0	1	33	7	2	64
Purdue	7	5	75	7	3	71
Wisconsin	0	1	9	3	4	63
Northwestern	1	2	75	0	1	19

SECOND-HALF OPENING DRIVES

OPPONENT	[-----NEBRASKA-----]			[-----OPPONENT-----]		
	PTS.	1ST DWN	YDS	PTS.	1ST DWN	YDS
Colorado	0	0	0	3	4	55
Troy	0	2	24	0	2	38
Michigan	0	0	3	0	2	18
Purdue	0	1	12	0	1	28
Wisconsin	7	1	75	7	4	71
Northwestern	7	6	97	0	2	39

NEBRASKA & OPPONENT SCORING DRIVES, MISCELLANEOUS STATS

SCORING DRIVES

GAME	SCORING DRIVES	[----TIME-----]		[---PLAYS---		5 OR LESS	1 OR 0
		TOT	AVG.	TOT	AVG.		
Colorado	3	11:11	3:43	29	9.67	0	0
Troy	4	11:16	2:49	31	7.75	2	0
Michigan	2	6:44	3:22	15	7.50	0	0
Purdue	4	8:21	2:05	26	6.50	1	0
Wisconsin	4	9:46	2:26	27	6.75	1	0
Northwestern	5	14:51	2:58	41	8.20	2	0
TOTAL	22	62:09	2:49	169	7.7	6	0
OPPONENTS	39	97:58	2:30	262	6.72	13	5

NEBRASKA SCORING DRIVES

OPPONENT	[---DRIVE---					
	PLAYS	YDS	TIME	SCORE	QTR./TIME	PLAY
Colorado	8	75	3:00	7-14	1st/3:47	Martinez 41-yd. run
Colorado	8	52	2:47	14-14	2nd/10:15	Ozigbo 8-yd. run
Colorado	8	79	3:07	21-14	2nd/2:24	Martinez 3-yd. run
Colorado	6	80	2:17	28-20	3rd/5:35	Spielman 57-yd. pass from Martinez
Troy	5	65	2:02	7-17	2nd/3:02	Morgan 9-yd. pass from Bunch
Troy	4	2	1:18	10-17	3rd/10:25	Pickering 23-yd. FG
Troy	11	47	4:06	13-17	3rd/3:02	Pickering 32-yd. FG
Troy	11	75	3:50	19-24	4th/2:55	Spielman 7-yd. pass from Bunch
Michigan	8	55	4:25	3-46	3rd/5:25	Pickering 35-yd. FG
Michigan	7	80	3:06	10-56	4th/4:14	Mazour 3-yd. run
Purdue	10	75	3:40	7-0	1st/11:20	Ozigbo 18-yd. run
Purdue	6	53	2:02	14-17	3rd/6:18	Spielman 21-yd. pass from Martinez
Purdue	3	69	0:47	21-35	3rd/2:32	Spielman 21-yd. pass from Martinez
Purdue	7	75	1:52	28-42	4th/13:04	Ozigbo 23-yd. run
Wisconsin	6	61	3:30	3-6	2nd/9:55	Pickering 32-yd. FG
Wisconsin	2	75	0:47	10-20	3rd/14:13	Spielman 75-yd. pass from Martinez
Wisconsin	8	75	2:30	17-34	3rd/4:20	Stoll 12-yd. pass from Martinez
Wisconsin	7	95	3:25	24-41	4th/9:11	Martinez 7-yd. run
Northwestern	4	75	1:28	7-0	1st/13:32	Spielman 42-yd. pass from Martinez
Northwestern	8	83	2:11	13-14	2nd/0:42	Ozigbo 12-yd. run
Northwestern	15	97	5:43	20-14	3rd/7:07	Ozigbo 1-yd. run
Northwestern	5	76	1:46	28-14	4th/13:40	Washington 3-yd. run
Northwestern	9	19	3:43	31-21	4th/5:41	Pickering 34-yd. FG

OPPONENT SCORING DRIVES

OPPONENT	[---DRIVE---					
	PLAYS	YDS	TIME	SCORE	QTR./TIME	PLAY
Colorado	8	86	3:05	7-0	1st/9:00	MacIntyre 3-yd. pass from Montez
Colorado	4	24	1:42	14-0	1st/6:47	Shenault 3-yd. run
Colorado	11	52	1:51	17-21	2nd/0:28	Stefanou 40-yd. FG
Colorado	12	55	3:55	20-21	3rd/10:59	Stefanou 35-yd. FG
Colorado	11	75	4:11	27-28	3rd/1:24	MacIntyre 8-yd. pass from Montez
Colorado	7	77	1:17	33-28	4th/1:06	Shenault 40-yd. pass from Montez
Troy	6	43	3:00	3-0	1st/7:23	Sumpter 37-yd. FG
Troy	0	0	0:00	10-0	2nd/12:17	Rookard 58-yd. punt return
Troy	5	80	3:21	17-0	2nd/5:12	B. Smith 9-yd. run
Troy	10	62	4:32	24-13	4th/6:45	B. Smith 26-yd. run
Michigan	6	64	2:56	7-0	1st/10:27	Mason 1-yd. run
Michigan	1	44	0:10	14-0	1st/8:58	Higdon 44-yd. run
Michigan	8	66	4:13	20-0	1st/3:09	Mason 4-yd. run
Michigan	4	3	0:50	23-0	2nd/14:11	Nordin 50-yd. FG
Michigan	10	59	4:28	30-0	2nd/8:20	Gentry 5-yd. pass from Patterson
Michigan	3	34	1:19	37-0	2nd/5:25	Mason 1-yd. run
Michigan	0	0	0:00	39-0	2nd/4:03	Team Safety
Michigan	0	0	0	46-0	3rd/9:01	Peoples-Jones 60-yd. punt return
Michigan	11	55	4:25	49-3	3rd/0:58	Nordin 38-yd. FG
Michigan	2	56	0:17	56-3	3th/14:21	Bell 56-yd. pass from McCaffrey
Purdue	6	71	3:15	7-7	1st/7:57	Knox 42-yd. run
Purdue	5	45	1:59	7-10	1st/3:40	Evans 31-yd. FG
Purdue	10	71	3:01	7-17	2nd/12:51	Blough 1-yd. run
Purdue	12	72	4:54	7-20	2nd/0:30	Evans 25-yd. FG
Purdue	6	51	2:45	7-27	3rd/8:25	Hopkins 12-yd. pass from Blough
Purdue	8	90	2:48	14-35	3rd/3:24	Knox 6-yd. run
Purdue	6	75	2:36	21-42	4th/14:56	Jones 6-yd. run
Wisconsin	15	63	7:53	3-0	1st/7:08	Gaglianone 30-yd. FG
Wisconsin	9	41	4:12	6-0	2st/12:58	Gaglianone 28-yd. FG
Wisconsin	6	64	2:55	13-3	2nd/6:23	Taylor 3-yd. run
Wisconsin	6	63	1:31	20-3	2nd/0:42	Ferguson 14-yd. pass from Hornbrook
Wisconsin	7	71	3:02	27-10	3rd/11:05	J. Taylor 21-yd. run
Wisconsin	6	59	2:56	34-10	3rd/6:50	Deal 20-yd. run
Wisconsin	1	88	0:13	41-17	4th/12:50	J. Taylor 88-yd. run
Northwestern	9	80	3:03	7-7	2nd/7:41	Nagel 21-yd. pass from Thorson
Northwestern	0	0	0:00	14-7	2nd/3:01	Brown 16-yd. fumble return
Northwestern	4	75	1:09	21-18	4th/12:31	Nagel 61-yd. pass from Thorson
Northwestern	15	62	3:14	24-31	4th/2:27	Luckenbaugh 31-yd. FG
Northwestern	8	99	1:50	31-31	4th/0:12	Jefferson 5-yd. pass from Thorson
Northwestern	4	6	0:00	34-31	OT	Luckenbaugh 37-yd. FG

NEBRASKA POINTS OFF TURNOVERS

GAME	TOs GAINED	TD	FG-FGA	PTS.	(NU FUM./LOST, INT)
Colorado	0 (0/0 F/L, 0 INT)	0	0-0	0	3 (3/2 F/L, 1 INT)
Troy	2 (3/1 F/L, 1 INT)	0	1-1	3	3 (4/1 F/L, 2 INT)
Michigan	1 (2/0 F/L, 1 INT)	1	0-0	7	2 (1/1 F/L, 1 INT)
Purdue	0 (0/0 F/L, 0 INT)	0	0-0	0	1 (1/0 F/L, 1 INT)
Wisconsin	1 (1/1 F/L, 0 INT)	0	0-0	0	1 (2/1 F/L, 1 INT)
Northwestern	2 (0/0 F/L, 2 INT)	1	1-1	10	3 (3/1 F/L, 2 INT)
TOTALS	7 (6/2 F/L, 4 INT)	2	2-2	20	13 (14/6 F/L, 7 INT)
OPPONENTS	13 (14/6 F/L, 7 INT)	5	1-3	38	4 (6/2 F/L, 2 INT)

STARTING FIELD POSITION*

GAME	NU AVG. START	OPP. AVG. START	NU DIFF.
	(yards/drives/in 20/past 50)	(yards/drives/in 20/past 50)	
Colorado	26.7 (401/15/3/1)	33.2 (465/14/2/2)	-6.5
Troy	29.3 (381/13/2/1)	30.5 (397/13/2/1)	-1.2
Michigan	22.6 (339/15/4/0)	35.3 (494/14/2/3)	-12.7
Purdue	22.1 (331/15/5/0)	31.3 (438/14/1/0)	-9.2
Wisconsin	23 (276/12/2/0)	31.7 (380/12/1/0)	-8.7
Northwestern	30.0 (390/13/3/3)	20.7 (269/13/3/0)	9.3
TOTALS	25.5 (2118/83/19/5)	30.5 (2443/80/11/6)	-5.0

*does not include drives with time of 0:00 (i.e. defensive and special teams touchdowns, end of half turnovers, overtime, etc.)

PENALTY NUMBERS

	NU PEN.-YDS.	OPP. PEN.-YDS
Colorado	11-95	8-46
Troy	10-77	10-95
Michigan	10-79	8-77
Purdue	11-136	10-75
Wisconsin	10-100	5-50
Northwestern	9-89	1-5
TOTALS (AVG. PER PEN.)	61-576 (9.4)	42-348 (8.3)
AVG-GAME	10.2-96.0	7.0-58.0

INDIVIDUAL CAREER/SEASON SUPERLATIVES

SEASON AND CAREER, MOST PASSING YARDS			SEASON AND CAREER, LONGEST PASS	
PLAYER	2018	CAREER	2017	CAREER
Adrian Martinez	384 vs. Wisconsin	same	75* vs. Wisconsin (Spielman)	same
Andrew Bunch	177 vs. Troy	same	33 vs. Troy (Morgan)	same
Noah Vedral	none	same	none	same

*-Indicates touchdown pass

SEASON AND CAREER, MOST RECEIVING YARDS			SEASON AND CAREER, LONGEST CATCH	
PLAYER	2018	CAREER	2018	CAREER
Austin Allen	none	same	none	same
Jaylin Bradley	none	31 at Purdue, 2017	none	13 at Purdue, 2017 (Lee)
Greg Bell	6 vs. Troy	same	6 vs. CU, Troy (Bunch, Bunch)	same
Andre Hunt	none	same	none	same
Miles Jones	none	same	none	same
Wyatt Mazour	21 at Michigan	same	21 at Michigan (Bunch)	same
Stanley Morgan Jr.	93 vs. Wisconsin	185 at Penn State, 2017	33 vs. Troy (Bunch)	80* vs. Wisconsin, 2017 (Lee)
Devine Ozigbo	33 at Northwestern	42 at Purdue, 2015	18 at Northwestern (Martinez)	39 vs. Wyoming (2016) (Armstrong)
Kurt Rafdal	26 vs. Troy	same	26 vs. Troy (Martinez)	same
Bryan Reimers	7 at Northwestern	22 twice	7 at Northwestern (Martinez)	22* twice (both touchdowns)
JD Spielman	209 vs. Wisconsin	same	75* vs. Wisconsin (Martinez)	77* vs. Ohio State, 2017 (Lee)
Jack Stoll	51 vs. Purdue	same	33 vs. Purdue (Martinez)	same
Kade Warner	16 vs. Purdue	same	10 vs. Purdue (Martinez)	same
Maurice Washington	53 vs. Wisconsin	same	24 vs. Wisconsin (Martinez)	same
Mikale Wilbon	none	28 vs. BYU, 2015	none	14 vs. BYU, 2015 (Armstrong)
Mike Williams	41 at Northwestern	same	21 at Northwestern (Martinez)	same
Jaron Woodyard	10 vs. Purdue	same	10 vs. Purdue (Martinez)	same
Conor Young	none	31 vs. Ohio State, 2017	none	23 vs. Ohio State, 2017 (Lee)

*-Indicates touchdown scored

SEASON AND CAREER, MOST RUSHING YARDS			SEASON AND CAREER, LONGEST RUN	
PLAYER	2018	CAREER	2018	CAREER
Jaylin Bradley	none	42 at Purdue, 2017	none	20 at Purdue, 2017
Andrew Bunch	23 at Michigan	same	23 at Michigan	same
Caleb Lightbourn	none	4 vs. Wyoming, 2016	none	4 vs. Wyoming, 2016
Tyjon Lindsey	9 vs. Colorado	same	9 vs. Colorado	same
Adrian Martinez	117 vs. Colorado	same	41* vs. Colorado	same
Wyatt Mazour	18 at Michigan	same	17 at Michigan	same
Stanley Morgan Jr.	none	2 vs. Arkansas State, 2017	none	2 vs. Arkansas State, 2017
Devine Ozigbo	170 vs. Purdue	same	37 at Northwestern	same
JD Spielman	8 at Northwestern	45 vs. Northwestern, 2017	5 at Northwestern	40 vs. Northwestern, 2017
Maurice Washington	92 vs. Troy	same	29 vs. Troy	same
Mikale Wilbon	none	90 vs. Northern Illinois, 2017	none	32 at Northwestern, 2016

*-Indicates touchdown scored

SEASON AND CAREER, MOST TACKLES, TFLS AND SACKS						
PLAYER	TACKLES (2018)	CAREER	TFL (2018)	CAREER	SACKS (2018)	CAREER
Freedom Akinmoladun	5 at Wisconsin	6 at Miami, 2015	2 vs. Colorado	2 four times, vs. Colorado	1.5 vs. Colorado	2.0 twice
Avery Anderson	none	1 three times	none	none	none	none
Mohamed Barry	12 vs. Colorado	same	3 at Michigan	same	1.0 at Michigan	none
Dicaprio Bootle	7 vs. Purdue	same	none	1 vs. Ohio State, 2017	none	none
Tony Butler	none	1 twice	none	none	none	none
Braxton Clark	none	same	none	same	none	same
Damion Daniels	2 vs. Troy	same	none	same	none	same
Alex Davis	3 at Wisconsin	4 vs. Northwestern, 2017	none	2 vs. Iowa, 2017	none	1.0 at Penn State, 2017
Carlos Davis	4 at Wisconsin	6 twice	1 vs. Colorado; Troy	2 at Illinois, 2017	1 vs. Troy	1.0 four times
Khalil Davis	7 vs. Purdue	same	2 vs. Colo.; at Mich	2 4x, last at Michigan, 2018	2.0 vs. Colorado	same
Marquel Dismuke	3 at Northwestern	9 vs. Wisconsin, 2017	none	none	none	none
JoJo Domann	1 vs. Colorado	1 five times	none	none	none	none
Tyrin Ferguson	10 vs. Colorado	same	2 vs. Colorado	none	1.0 vs. Colorado	none
Luke Gifford	11 vs. Colorado	same	4 vs. Northwestern	same	1.5 vs. Colorado	same
Will Honas	8 vs. Troy	same	1 vs. Troy	same	none	same
Lamar Jackson	3 at Mich.; at Wis.	8 at Purdue, 2017	none	2 vs. Fresno State, 2016	none	1.0 vs. Fresno St., 2016
Eric Lee Jr.	5 vs. Purdue; at Wis.	7 vs. Arkansas St., 2017	none	1 twice	none	1 at Ohio St., 2016
Collin Miller	3 at Michigan	4 at Iowa, 2017	none	none	none	none
DaiShon Neal	2 at Michigan	2 at Michigan	none	none	none	none
Tre Neal	7 vs. Troy	same	1 vs. Troy	same	none	same
Peyton Newell	2 at Michigan	2 2x, last at Michigan 2018	none	none	none	none
Antonio Reed	6 at Northwestern	15 at Minnesota, 2017	none	1 twice	none	none
Mick Stoltenberg	2 at Michigan	7 vs. Northwestern, 2017	none	2 vs. Iowa, 2017	none	1.0 twice
Ben Stille	4 vs. Purdue	4 four times	1 vs. Colo., Purdue	3 at Illinois, 2017	1.0 vs. Colo., Purdue	1.0 five times
Jeremiah Stovall	2 at Wisconsin	same	none	none	none	none
Eli Sullivan	none	2 at Purdue, 2017	none	none	none	none
Caleb Tannor	1 four times	same	none	same	none	same
Cam Taylor	2 at Wisconsin	same	none	same	none	same
Guy Thomas	1 at Michigan	same	none	same	none	same
Deontre Thomas	2 vs. Purdue	3 three times	none	none	none	none
Aaron Williams	12 at Northwestern	12 at Ore., 2017; at NW, 2018	none	1 eight times	none	1.0 twice
Jacob Weinmaster	2 at Wisconsin	2 at Pur, 2017; at Wis., 2018	none	none	none	none
Deontai Williams	5 at Wisconsin	same	none	same	none	same
Dedrick Young	9 vs. Colorado	14 vs. Ohio State, 2017	2 vs. Colorado	2 3x, last vs. Colorado	none	1.0 twice

NEBRASKA STATISTICAL HIGHS AND LOWS

NEBRASKA TOTALS	HIGHS	LOWS
Points Scored	31 at Northwestern	10 at Michigan
First Downs	31 vs. Purdue	12 at Michigan
Rushing Attempts	54 vs. Colorado	24 at Wisconsin
Rushing Yards	329 vs. Colorado	39 at Michigan
Passes Attempted	44 at Wisconsin	24 at Michigan
Passes Completed	26 at Wisconsin	13 at Michigan
Had Intercepted	2 vs. Troy; at Northwestern	0 at Wisconsin
Passing Yards	407 at Wisconsin	93 at Michigan
Total Plays	83 vs. Colorado	54 at Michigan
Total Yards	582 vs. Purdue	132 at Michigan
Possession Time	32:54 vs. Troy	23:44 vs. Purdue
Fumbles	4 vs. Troy	1 vs. Purdue; at Wisconsin
Fumbles Lost	2 vs. Colorado	0 vs. Purdue
Turnovers	3 vs. Colorado; vs. Troy	1 vs. Purdue
Turnover Margin	-3 vs. Colorado	0 at Wisconsin
Penalties	11 vs. Colorado; vs. Purdue	9 at Northwestern
Yards Penalized	136 vs. Purdue	77 vs. Troy
Sacks By-Yards Lost	7.0-43 vs. Colorado	1.0-9 at Michigan; 1.0-2 vs. Purdue; 1-6 at Wisconsin
Team Tackles for Loss-Yards	12-59 vs. Colorado	1-6 at Wisconsin

NEBRASKA INDIVIDUAL OFFENSIVE HIGHS

Most Rushing Attempts	22; Devine Ozigbo at Northwestern
Most Net Rushing Yards	170; Devine Ozigbo vs. Purdue
Most Rushing TDs	2; Adrian Martinez vs. Colorado; Devine Ozigbo vs. Purdue; at Northwestern
Longest TD Run	41; Adrian Martinez vs. Colorado
Longest Run, No TD	45; Greg Bell vs. Colorado
Most Pass Attempts	42; Adrian Martinez vs. Purdue; at Wisconsin
Most Completed Passes	25; Adrian Martinez vs. Purdue; at Northwestern
Most Passing Yards	384; Adrian Martinez at Wisconsin
Most Passing TDs	2; Adrian Martinez vs. Purdue; at Wisconsin
Longest TD Pass	77; Adrian Martinez to JD Spielman at Wisconsin
Longest Pass, No TD	36; Andrew Bunch to Stanley Morgan Jr. vs. Purdue
Most Pass Receptions	10; JD Spielman vs. Purdue
Most Receiving Yards	209; JD Spielman at Wisconsin
Most TD Receptions	2; JD Spielman vs. Purdue
Most Total Offense Attempts	60; Adrian Martinez vs. Purdue (18 rush, 42 passes)
Most Total Offense Yards	441; Adrian Martinez at Wisconsin (57 rush, 384 pass)
Most All-Purpose Attempts	26; Devine Ozigbo at Northwestern (22 rushes, 4 receptions)
Most All-Purpose Yards	212; JD Spielman at Wisconsin
Most Touchdowns Scored	2; Adrian Martinez vs. Colo., JD Spielman vs. Purdue; Devine Ozigbo vs. Purdue; Northwestern

NEBRASKA INDIVIDUAL SPECIAL TEAMS HIGHS

Most Field Goals Attempted	3; Barret Pickering vs. Troy
Most Field Goals Made	2; Barret Pickering vs. Troy
Longest Field Goal Made	35; Barret Pickering at Michigan
Longest Field Goal Attempted	54; Barret Pickering vs. Purdue
Longest Punt Return, TD	none
Longest Punt Return, No TD	19; JD Spielman at Northwestern
Most Punt Return Yardage	19; JD Spielman at Northwestern
Longest Kickoff Return, TD	none
Longest Kickoff Return, No TD	31; JD Spielman vs. Troy
Longest Blocked Punt, TD	none
Longest Blocked Field Goal Return	none
Most Kickoff Return Yardage	70; JD Spielman vs. Troy
Most Punts	9; Caleb Lightbourn at Michigan (44.7 avg)
Highest Punting Average	53.5; Isaac Armstrong at Wisconsin (2 punts)
Longest Punt	59; Isaac Armstrong at Wisconsin
Most Blocked Field Goals	none
Most Blocked Punts	none
Most Blocked PAT	none

NEBRASKA INDIVIDUAL DEFENSIVE HIGHS

Most Total Tackles	12; Mohamed Barry vs. Colorado (4 solo, 8 asst.); Aaron Williams at Northwestern (10 solo, 2 asst.)
Most Solo Tackles	10; Aaron Williams at Northwestern (12 tackles)
Most Tackles for Loss	4; Luke Gifford at Northwestern (14 yards)
Most Yards Lost	16; Khalil Davis vs. Colorado (2 TFL)
Most Quarterback Sacks	16; Khalil Davis vs. Colorado
Most Yards Lost	16; Khalil Davis vs. Colorado (2.0 sacks)
Most Pass Breakups	5; Dicaprio Bootle at Michigan
Most Interceptions	1; Lamar Jackson vs. Troy; Deontai Williams at Mich.; Tre Neal at NW; Antonio Reed at NW
Longest Interception TD Return	none
Longest Interception Return, No TD	14; Tre Neal vs. Northwestern
Longest Fumble TD Return	none
Longest Fumble Return, No TD	none

OPPONENT STATISTICAL HIGHS AND LOWS

OPPONENT TOTALS	HIGHS	LOWS
Points Scored	56 at Michigan	24 vs. Troy
First Downs	30 at Northwestern	12 vs. Troy
Rushing Attempts	48 at Wisconsin	34 vs. Troy
Rushing Yards	370 at Wisconsin	44 vs. Colorado
Passes Attempted	65 at Northwestern	21 vs. Troy
Passes Completed	41 at Northwestern	13 at Wisconsin
Had Intercepted	2 at Northwestern	0 vs. Colorado; vs. Purdue; at Wisconsin
Passing Yards	455 at Northwestern	110 vs. Troy
Total Plays	88 at Northwestern	55 vs. Troy
Total Yards	518 at Wisconsin	253 vs. Troy
Possession Time	36:16 vs. Purdue	27:06 vs. Troy
Fumbles	3 vs. Troy	0 vs. Colorado; vs. Purdue; Northwestern
Fumbles Lost	1 vs. Troy; at Wisconsin	0 vs. Colorado; at Michigan; vs. Purdue; Northwestern
Turnovers	2 vs. Troy	0 vs. Colorado
Turnover Margin	+3 vs. Colorado	0 at Wisconsin
Penalties	10 vs. Troy; Purdue	1 at Northwestern
Yards Penalized	95 vs. Troy	5 at Northwestern
Sacks By-Yards Lost	4-39 at Michigan	1-7 at Northwestern
Team Tackles for Loss-Yards	14-65 at Michigan	3-12 vs. Purdue

OPPONENT INDIVIDUAL HIGHS

Most Yards Rushing	221; Jonathan Taylor (Wisconsin)
Most Rushing Attempts	24; Jonathan Taylor (Wisconsin)
Most Yards Passing	445; Clayton Thorson (Northwestern)
Most Passing Attempts	64; Clayton Thorson (Northwestern)
Most Pass Completions	41; Clayton Thorson (Northwestern)
Most Pass Receptions	12; Flynn Nagel (Northwestern)
Most Yards Receiving	220; Flynn Nagel (Northwestern)

OPPONENT INDIVIDUAL LONGEST PLAYS

Rush	88*; Jonathan Taylor (Wisconsin)
Pass	61*; Clayton Thorson to Flynn Nagel (Northwestern)
Field Goal	50; Quinn Nordin (at Michigan)
Punt Return	60*; Donovan Peoples-Jones (Michigan)
Kickoff Return	34; Aron Cruickshank (Wisconsin)
Fumble Return	10* Earnest Brown IV (Northwestern)
Interception Return	22; Nate Landman (Colorado)
Punt	79; Tyler Sumpter (Troy)

COLORADO 33, NEBRASKA 28

SCORE BY QUARTERS	1	2	3	4	FINAL
Colorado	14	3	10	6	33
Nebraska	7	14	7	0	28

SCORING SUMMARY

QTR	TIME	TEAM	SCORE
1st	09:00	COLO	MacIntyre 3 yd pass from Montez (Stefanou kick)
1st	06:47	COLO	Shenault 3 yd run (Stefanou kick)
1st	03:47	NEB	Martinez 41 yd run (Pickering kick)
2nd	10:15	NEB	Ozigbo 8 yd run (Pickering kick)
2nd	02:24	NEB	Martinez 3 yd run (Pickering kick)
2nd	00:28	COLO	Stefanou 40 yd field goal
3rd	10:59	COLO	Stefanou 35 yd field goal
3rd	05:35	NEB	Spielman 57 yd pass from Martinez (Pickering kick)
3rd	01:24	COLO	MacIntyre 8 yd pass from Montez (Stefanou kick)
4th	01:06	COLO	Shenault 40 yd pass from Montez (pass failed)

Lincoln (Sept. 8) - Steven Montez's touchdown pass with 1:06 remaining gave Colorado a 33-28 win over Nebraska, spoiling the debut of Husker Head Coach Scott Frost.

The Huskers, who overcame an early 14-0 deficit, led 28-27 before Montez drove CU 77 yards for the winning score. A costly personal foul on NU on 3rd-and-24 kept the drive alive before Montez hit Laviska Shenault on a 40-yard strike for the winning score.

The Huskers who were hurt by 11 penalties and three turnovers, still had an opportunity as backup quarterback Andrew Bunch drove NU to the Colorado 21 in the final minute but were unable to score in the final seconds.

Nebraska put up 565 total yards on Colorado, including 329 rushing yards, as quarterback Adrian Martinez (117) and Greg Bell (104) both reached the century mark, the first time NU had two 100-yard rushers since 2014. Martinez added 187 yards on 15-of-20 passing in his collegiate debut before leaving the game with an injury.

The Blackshirts held CU to just 44 rushing yards, while recording seven sacks of Montez - the most by the Nebraska defense in five seasons. But Montez answered with 351 yards on 33-of-50 passing with three scores, two touchdown passes to Jay MacIntyre and the game-winner to Shenault, who had 177 receiving yards.

Trailing 14-0 after a pair of turnovers, Martinez put the Big Red on the board, sprinting 41 yards to paydirt on Nebraska's next drive to cap an eight-play, 75-yard march to pull the Huskers within 14-7. The Huskers tied the score going 52 yards in seven plays, as Devine Ozigbo scored from eight yards out. The senior had 25 of the 52 yards on the drive for the Huskers.

Martinez gave the Huskers their first lead, scoring from three yards with 2:24 left in the half. That capped an eight-play, 79-yard march for the Big Red. Martinez also completed 9-of-11 first-half passes for 86 yards.

In the second quarter, the Huskers outgained Colorado 140-36, including 105-(-12) on the ground, to carry a 329-139 edge in total yards for the half despite managing just a 21-17 halftime lead.

After Colorado kicked a second field goal to pull within 21-20, Martinez found JD Spielman on a 57-yard strike to put the Big Red up 28-20 with 5:35 left in the third quarter.

The Buffaloes came right back on their next drive as Montez found MacIntyre on an 8-yard pass to put the visitors within one with 1:24 left in the third quarter.

TEAM STATISTICS

	COLO	NEB
FIRST DOWNS	26	25
RUSHES-YARDS (NET)	35-44	54-329
PASSING YDS (NET)	351	236
Passes Att-Comp-Int	50-33-0	29-19-1
TOTAL OFFENSE PLAYS-YARDS	85-395	83-565
Fumble Returns-Yards	0-0	0-0
Punt Returns-Yards	2-10	3--2
Kickoff Returns-Yards	2-51	3-45
Interception Returns-Yards	1-22	0-0
Punts (Number-Avg)	5-43.4	3-42.7
Fumbles-Lost	0-0	3-2
Penalties-Yards	8-46	11-95
Possession Time	30:15	29:45
Third-Down Conversions	6 of 18	5 of 13
Fourth-Down Conversions	2 of 3	0 of 3
Red-Zone Scores-Chances	4-5	2-3
Sacks By: Number-Yards	2-12	7-43

RUSHING: COLO- Kyle Evans 12-25; Travon McMillian 8-25; Laviska Shenault 2-5; K.D. Nixon, 2--4; Steven Montez 11--7. **NEB-**Adrian Martinez 15-117; Greg Bell 13-104; Devine Ozigbo 14-60; Maurice Washington 8-34; Tyjon Lindsey 2-9; JD Spielman 1-4; Andrew Bunch 1-1

PASSING: COLO- Steven Montez 33-50-0-351-3 **NEB-**Adrian Martinez 15-20-1-187-1; Andrew Bunch 4-9-0-49-0

RECEIVING: COLO- Laviska Shenault 10-177; Jay MacIntyre 8-45; Juwann Winfree 5-48; K. D. Nixon 5-39; Tony Brown 2-28; Travon McMillian 2-5; Kyle Evans 1-9. **NEB-**Stanley Morgan Jr. 5-75; JD Spielman 3-67; Mike Williams 3-40; Devine Ozigbo 2-17; Maurice Washington 2-16; Greg Bell 2-3; Kurt Rafdal 1-14; Jack Stoll 1-4.

INTERCEPTIONS: COLO- Nate Landman, 1-22. **NEB-**None

FUMBLES: COLO-None. **NEB-**Adrian Martinez 2-1; Greg Bell 1-1.

TACKLES: COLO-Nate Landman 8-5. **NEB-**Mohamed Barry 4-8

TROY 24, NEBRASKA 19

SCORE BY QUARTERS	1	2	3	4	FINAL
Troy	3	14	0	7	24
Nebraska	0	7	6	6	19

SCORING SUMMARY

QTR	TIME	TEAM	SCORE
1st	07:24	TROY	Sumpter 37 yd field goal
2nd	12:17	TROY	Rookard 58 yd punt return (Sumpter kick)
2nd	05:12	TROY	Smith, B 9 yd run (Sumpter kick)
2nd	03:02	NEB	Morgan 9 yd pass from Bunch (Pickering kick)
3rd	10:25	NEB	Pickering 23 yd field goal
3rd	03:02	NEB	Pickering 32 yd field goal
4th	06:45	TROY	Smith, B 26 yd run (Sumpter kick)
4th	02:55	NEB	Spielman 7 yd pass from Bunch (pass failed)

Lincoln (Sept. 15) - For the second straight week Nebraska out-yarded its opponent but could not overcome early turnovers in a 24-19 loss to Troy.

Nebraska managed 364 total yards with sophomore Andrew Bunch playing from start to finish at quarterback for the Big Red. Bunch completed 19-of-27 passes for 177 yards with two touchdowns, but he also threw a pair of interceptions.

As a team, the Huskers out-gained the Trojans 187-143 on the ground, but three first-half turnovers by Nebraska and a 58-yard punt return for a touchdown by Troy's Cedarius Rookard helped the visitors jump out to a 17-0 lead.

Maurice Washington led the Husker rushing attack with 92 yards on 14 carries, while Greg Bell added 68 yards on 14 totes.

The Huskers also won the time of possession battle (32:54-27:06), but several big plays in the punting game sparked the Trojans. Not only did Rookard's return for touchdown help Troy, Tyler Sumpter's 79-yard punt after the Trojans' opening offensive possession of the game and two other long punts helped Troy maintain a field position edge.

The Huskers got on the board right before halftime, as Bunch connected with Stanley Morgan Jr. on an eight-yard strike to pull NU within 17-7.

Nebraska got a special teams' break on its first possession of the half, as Rookard fumbled the ball before Cam Taylor recovered at the Troy 6-yard line. But the Huskers settled for Barret Pickering's first career field goal from 23 yards out to cut the margin to 17-10 with 10:25 left in the third quarter.

The Huskers appeared to have tied the score momentarily on a touchdown catch by JD Spielman, but a costly penalty wiped away the touchdown before Pickering's 32-yard field goal cut Troy's lead to 17-13 with 3:02 left in the third.

For the game, Nebraska was flagged 10 times for 77 yards, while Troy also committed 10 penalties for 95 yards.

Troy then mounted its only sustained drive of the second half, marching 62 yards in 10 plays over 4:34 to go up 24-13 with 6:45 left in the contest.

However the Huskers refused to quit, as Bunch and the Big Red answered with an 11-play, 75-yard drive capped by Spielman's touchdown catch.

The Blackshirts then forced a 3-and-out by Troy on the ensuing drive to give the ball back to Bunch and the offense at the NU 27 with 2:31 left in the game. But Nebraska's chance to complete the comeback was short-lived, as Bunch was intercepted by Will Sunderland, ending NU's comeback hopes.

Quarterback Kaleb Barker led the Trojans by completing 14-of-21 passes for 110 yards, while B.J. Smith provided the biggest plays for the Troy offense with 11 carries for 70 yards, including a pair of touchdowns.

TEAM STATISTICS

	TROY	NEB
FIRST DOWNS	12	22
RUSHES-YARDS (NET)	34-143	48-187
PASSING YDS (NET)	110	177
Passes Att-Comp-Int	21-14-1	27-19-2
TOTAL OFFENSE PLAYS-YARDS	55-253	75-364
Fumble Returns-Yards	0-0	0-0
Punt Returns-Yards	3-65	0-0
Kickoff Returns-Yards	1-13	3-70
Interception Returns-Yards	2-10	1-0
Punts (Number-Avg)	5-53.8	5-41.6
Fumbles-Lost	3-1	4-1
Penalties-Yards	10-95	10-77
Possession Time	27:06	32:54
Third-Down Conversions	4 of 12	5 of 15
Fourth-Down Conversions	0 of 1	1 of 1
Red-Zone Scores-Chances	2-2	4-5
Sacks By: Number-Yards	3-23	3-19

RUSHING: TROY- B.J. Smith 11-70; Sawyer Smith 4-60; Jabir Daughtry-Frye 6-15; Kaleb Barker 8-12; Deondre Douglas 1--2; **TEAM** 4--12. **NEB-**Maurice Washington 14-92; Greg Bell 14-64; Devine Ozigbo 9-25; Andrew Bunch 10-5; JD Spielman 1-1.

PASSING: TROY- Kaleb Barker 14-21-1-110-0 **NEB-**Andrew Bunch 19-27-2-177-2

RECEIVING: TROY- Tray Eafford 4-33; Deondre Douglas 4-6; Sidney Davis 3-21; Jabir Daughtry-Frye 2-11; Damion Willis 1-39. **NEB-**JD Spielman 6-45; Stanley Morgan Jr. 5-64; Maurice Washington 3-14; Kurt Rafdal 1-26; Jack Stoll 1-9; Devine Ozigbo 1-7; Tyjon Lindsey 1-6; Greg Bell 1-6.

INTERCEPTIONS: TROY- Tyler Murray 1-6; Will Sunderland 1-4. **NEB-**Lamar Jackson 1-0

FUMBLES: TROY-TEAM 2-0; Cedarius Rookard 1-1 **NEB-**Andrew Bunch 3-0; Jack Stoll 1-1.

TACKLES: TROY-Tron Folsom 8-6. **NEB-**Will Honas 3-5.

NO. 19 MICHIGAN 56, NEBRASKA 10

SCORE BY QUARTERS	1	2	3	4	FINAL
Nebraska	0	0	3	7	10
Michigan	20	19	10	7	56

SCORING SUMMARY

QTR	TIME	TEAM	SCORE
1st	MICH 10:27		Mason 1 yd run (Nordin kick)
1st	MICH 08:58		Higdon 44 yd run (Nordin kick)
1st	MICH 03:09		Mason 4 yd run (kick failed)
2nd	MICH 14:11		Nordin 50 yd field goal
2nd	MICH 08:20		Gentry 5 yd pass from Patterson (Nordin kick)
2nd	MICH 05:25		Mason 1 yd run (Nordin kick)
2nd	MICH 04:03		TEAM safety
3rd	MICH 09:01		Peoples-Jones 60 yd punt return (Nordin kick)
3rd	NEB 05:23		Pickering 35 yd field goal
3rd	MICH 00:58		Nordin 38 yd field goal
4th	MICH 14:21		Bell 56 yd pass from McCaffrey (Nordin kick)
4th	NEB 04:14		Mazour 3 yd run (Pickering kick)

Ann Arbor, Mich. (Sept. 22) - Wyatt Mazour scored his first career touchdown in the fourth quarter and Barret Pickering added a field goal to account for Nebraska's scoring in a 56-10 setback at No. 19 Michigan.

The Wolverines (3-1, 1-0 Big Ten) scored early and often, building a 20-0 lead at the end of the first quarter that grew to 39-0 at the half. NU quarterback Adrian Martinez gave way to Andrew Bunch in the second half. Bunch led the Big Red on a pair of scoring drives, the first resulting in Pickering's 35-yard field goal with 5:23 left in the third quarter.

Nebraska's final scoring drive of the day was a seven-play, 80-yard drive that featured a 17-yard run and a 21-yard reception for Mazour that set up his three-yard touchdown blast with 4:14 left. NU's touchdown drive was preceded by a spectacular interception from Deontai Williams that gave the Big Red (0-3, 0-1 Big Ten) their lone turnover of the game.

Junior linebacker Mohamed Barry led the defense with 11 tackles, including a career-high three tackles for loss and his first career sack. Dicaprio Bootle added a career-best five breakups on the day.

For the game, Nebraska managed just 132 total yards, with 93 coming on 13-of-24 passing. The Huskers managed just 39 yards rushing on the afternoon. Stanley Morgan Jr. provided a bright spot for the Big Red offense by hauling in three receptions for 61 yards. JD Spielman led the Huskers with four receptions but totaled just five yards, while Tyjon Lindsey added two catches for 16 yards.

While the Nebraska offense struggled to find room to roam against the Wolverines, Michigan marched throughout the first half and finished with 491 yards of total offense, including 285 on the ground. Karan Higdon led the way for the Wolverine rushing attack with 136 yards on just 12 carries with one score. Fullback Ben Mason carried six times for 18 yards with three short touchdowns.

Quarterback Shea Patterson completed 15-of-22 passes for 120 yards for Michigan, before giving way to back-up quarterbacks Dylan McCaffrey and Brandon Peters in the second half.

TEAM STATISTICS

	NEB	MICH
FIRST DOWNS	12	22
RUSHES-YARDS (NET)	30-39	45-285
PASSING YDS (NET)	93	206
Passes Att-Comp-Int	24-13-1	31-18-1
TOTAL OFFENSE PLAYS-YARDS	54-132	76-491
Fumble Returns-Yards	0-0	0-0
Punt Returns-Yards	2-3	4-84
Kickoff Returns-Yards	3-56	2-27
Interception Returns-Yards	1-0	1-0
Punts (Number-Avg)	9-44.7	3-59.3
Fumbles-Lost	1-1	2-0
Penalties-Yards	10-79	8-77
Possession Time	24:31	35:29
Third-Down Conversions	3 of 13	7 of 15
Fourth-Down Conversions	0 of 0	1 of 2
Red-Zone Scores-Chances	2-2	5-6
Sacks By: Number-Yards	1-9	4-39

RUSHING: MICH-Karan Higdon 12-136; Christian Turner 10-55; Tru Wilson 6-43; O'Maury Samuels 6-23; Dylan McCaffrey 2-23; Ben Mason 6-18; TEAM 2-4; Shea Patterson 1--9. **NEB**-Andrew Bunch 3-23; Wyatt Mazour 5-18; Devine Ozigbo 6-5; Greg Bell 6-3; Maurice Washington 3-2; Adrian Martinez 7-12

PASSING: MICH-Shea Patterson 15-22-0-120-1; Dylan McCaffrey 3-8-0-86-1; Brandon Peters 0-1-1-0-0. **NEB**-Adrian Martinez 7-15-1-22-0 Andrew Bunch 6-9-0-71-0

RECEIVING: MICH-Grant Perry 4-5; Zach Gentry 3-32; Sean McKeon 2-29; Nico Collins 2-28; Ronnie Bell 1-56; Jacob McCurry 1-15; Oliver Martin 1-15; Donovan Peoples-Jones 1-10; Tru Wilson 1-9; Karan Higdon 1-7; O'Maury Samuels 1-0. **NEB**-JD Spielman 4-5; Stanley Morgan Jr. 3-61; Tyjon Lindsey 2-16; Wyatt Mazour 1-21; Devine Ozigbo 1-5; Maurice Washington 1-4; Adrian Martinez 1-11

INTERCEPTIONS: MICH-Josh Metellus 1-0. **NEB**-Deontai Williams 1-0

FUMBLES: MICH-Team 1-0; O'Maury Samuels 1-0. **NEB**-Tyjon Lindsey 1-1

TACKLES: MICH-Devin Bush 6-0. **NEB**-Mohamed Barry 7-4

PURDUE 42, NEBRASKA 28

SCORE BY QUARTERS	1	2	3	4	FINAL
Purdue	10	10	15	7	42
Nebraska	7	0	14	7	28

SCORING SUMMARY

QTR	TIME	TEAM	SCORE
1st	NEB 11:20		Ozigbo 18 yd run (Pickering kick)
1st	PUR 07:57		Knox 42 yd run (Evans kick)
1st	PUR 03:40		Evans 31 yd field goal
2nd	PUR 12:51		Blough 1 yd run (Evans kick)
2nd	PUR 00:30		Evans 25 yd field goal
3rd	PUR 08:25		Hopkins 12 yd pass from Blough (Evans kick)
3rd	NEB 06:18		Spielman 21 yd pass from Martinez (Pickering kick)
3rd	PUR 03:24		Knox 6 yd run (Knox pass from Blough)
3rd	NEB 02:32		Spielman 21 yd pass from Martinez (Pickering kick)
4th	PUR 14:56		Jones 6 yd run (Evans kick)
4th	NEB 13:04		Ozigbo 23 yd run (Pickering kick)

Lincoln (Sept. 29) - Devine Ozigbo rushed for a career-high 170 yards on 17 carries with two touchdowns and Adrian Martinez put up his first career 300-yard passing game, but the Huskers fell to Purdue, 42-28.

Martinez accounted for 414 yards of total offense (323 passing, 91 rushing), as Nebraska racked up a season-high 582 yards of total offense as a team, outdistancing the Boilermakers' high-powered offense 582-516. He completed 25-of-42 passes with two touchdowns. In addition to the big days for Martinez and Ozigbo, JD Spielman hauled in 10 catches for 135 yards and a pair of 21-yard touchdown receptions.

David Blough led Purdue, completing 25-of-42 passes for 328 yards and one touchdown. Brycen Hopkins paced the Boilermakers with five catches for 103 yards, while Rondale Moore added eight grabs for 85 yards. D.J. Knox led the Purdue ground game with 87 yards and two touchdowns on 15 carries.

Nebraska started fast, winning the coin toss and marching 75 yards on 10 plays after the opening kickoff capped by Ozigbo's 18-yard TD run. Purdue answered quickly, going 71 yards on six plays, including a 42-yard touchdown run by Knox to tie the game. After NU's drive stalled, Purdue went 45 yards on five plays before Spencer Evans' 31-yard field goal gave Purdue a 10-7 lead.

Purdue extended the lead to 20-7 with 10 more points in the second quarter while silencing the Husker offense. The Boilermakers extended the margin to 27-7 early in the third quarter before Nebraska rallied.

After a 21-yard return by Wyatt Mazour and a penalty gave NU the ball at its 47, the Huskers went 53 yards in six plays, as Martinez found Spielman on a 21-yard TD pass to cut the margin to 27-14. But the Boilermakers responded with a 90-yard touchdown drive in eight plays that concluded with Knox's second touchdown run of the day - this time from six yards out - to push Purdue's lead back to 34-14.

The Big Red offense refused to quick. NU marched down the field, going 69 yards in three plays. Martinez hooked up with Spielman for another 21-yard touchdown pass to make it 35-21.

Nebraska's defense was in position to stop Purdue on the ensuing drive, forcing a 3rd-and-20 by the Boilermakers near midfield. But Purdue picked up a conversion after a costly Husker penalty. Purdue scored three plays later to make it 42-21.

Martinez and the offense kept attacking, flying 75 yards in just seven plays, capped by Ozigbo's second scoring run of the day, this time from 23 yards out to pull the Big Red within 42-28.

In the last 12 minutes, the Blackshirts produced four straight stops, but Martinez and the offense were unable to slice into the 14-point deficit.

TEAM STATISTICS

	PUR	NEB
FIRST DOWNS	27	31
RUSHES-YARDS (NET)	37-188	39-259
PASSING YDS (NET)	328	323
Passes Att-Comp-Int	42-25-0	42-25-1
TOTAL OFFENSE PLAYS-YARDS	79-516	81-582
Fumble Returns-Yards	0-0	0-0
Punt Returns-Yards	1-6	1-0
Kickoff Returns-Yards	3-68	5-85
Interception Returns-Yards	1-7	0-0
Punts (Number-Avg)	7-41.3	5-40.2
Fumbles-Lost	0-0	1-0
Penalties-Yards	10-75	11-136
Possession Time	36:16	23:44
Third-Down Conversions	7 of 16	4 of 12
Fourth-Down Conversions	0 of 0	0 of 3
Red-Zone Scores-Chances	6-6	1-1
Sacks By: Number-Yards	2-11	1-2

RUSHING: PUR- D.J. Knox 15-87; Markell Jones 14-59; David Blough 7-38; Rondale Moore 1-4. **NEB**- Devine Ozigbo 17-170; Adrian Martinez 18-91; JD Spielman 1-3; Greg Bell 2-2; TEAM 1-minus 7

PASSING: PUR- David Blough 25-42-0-328-1 **NEB**-Adrian Martinez 25-42-1-323-2

RECEIVING: PUR- Rondale Moore 8-85; Brycen Hopkins 5-103; Isaac Zico 3-71 Jared Sparks 3-14; Alexander Horvath 2-28; D.J. Knox 2-21; Jackson Anthrop 2-6. **NEB**-JD Spielman 10-135; Stanley Morgan Jr. 4-69; Jack Stoll 4-51; Devine Ozigbo 2-28; Kade Warner 2-16; Jaron Woodyard 1-10; Kurt Rafdal 1-9; Greg Bell 1-5

INTERCEPTIONS: PUR- Simeon Smiley 1-7. **NEB**-None

FUMBLES: PUR-None. **NEB**-Team 1-0.

TACKLES: PUR-Navon Mosley 6-8. **NEB**-Mohamed Barry 5-6

NO. 16 WISCONSIN 41, NEBRASKA 24

SCORE BY QUARTERS	1	2	3	4	FINAL
Nebraska	0	3	14	7	24
Wisconsin	3	17	14	7	41

SCORING SUMMARY

QTR	TIME	TEAM	SCORE
1st	WIS 07:08		Gaglianone 30 yd field goal
2nd	WIS 12:58		Gaglianone 28 yd field goal
2nd	NEB 09:55		Pickering 31 yd field goal
2nd	WIS 06:51		Taylor 3 yd run (Gaglianone kick)
2nd	WIS 00:42		Ferguson 14 yd pass from Hornibrook (Gaglianone kick)
3rd	NEB 14:13		Spielman 75 yd pass from Martinez (Pickering kick)
3rd	WIS 11:04		Taylor 21 yd run (Gaglianone kick)
3rd	WIS 06:50		Deal 20 yd run (Gaglianone kick)
3rd	NEB 04:20		Stoll 12 yd pass from Martinez (Pickering kick)
4th	WIS 12:50		Taylor 88 yd run (Gaglianone kick)
4th	NEB 09:11		Martinez 7 yd run (Pickering kick)

Madison, Wis. (Oct. 6) - Adrian Martinez and JD Spielman produced record-setting performances, but the Huskers came up short in a 41-24 loss at No. 16 Wisconsin.

Martinez set school freshman marks for total offense (441) and passing yards (384), completing 24-of-42 passes and two touchdown strikes. He added 57 rushing yards. Spielman hauled in nine receptions for a school-record 209 yards, surpassing his 200-yard receiving game against Ohio State as a freshman last season.

Stanley Morgan Jr. just missed a 100-yard receiving game, hauling in a career-high-matching eight receptions for 93 yards, as Nebraska rolled up more than 500 yards of total offense.

However, Nebraska could not contain the Wisconsin running game, as the Badgers rolled up 370 yards on the ground on their way to 533 total yards. Jonathan Taylor led the Badgers with 221 rushing yards and three touchdowns on 24 carries. Alex Hornibrook added 163 passing yards on 13-of-24 passing for the Badgers.

Nebraska's defense bent but didn't break in a low-scoring first quarter, holding Wisconsin to just a field goal on its opening drive. The Badgers controlled the ball in the first quarter, but went to the second quarter with just a 3-0 lead.

Wisconsin added a second short Rafael Gaglianone field goal early in the second quarter to take a 6-0 lead, before Nebraska marched into scoring position on its next drive. The Huskers went 61 yards in 10 plays before Barret Pickering's 31-yard field goal cut the Badgers' lead in half.

Wisconsin answered with a six-play, 64-yard drive that was capped by Taylor's three-yard plunge to push the margin to 13-3. After a Husker drive stalled before the half, Wisconsin went 63 yards in six plays as Hornibrook's 14-yard pass to Jake Ferguson put UW up 20-3.

But Nebraska showed it was not going away quietly, as Martinez found Spielman on a 75-yard strike to pull NU within 20-10.

Taylor continued to carry the load for Wisconsin on its opening drive of the second half, rushing four times for 41 yards, including a 21-yard dash to push the UW lead back to 17 with 11:04 left in the third quarter.

The two teams exchanged touchdowns the rest of the way, as the Huskers played the Badgers even on the scoreboard in the second half and produced 64 more total offense yards than Wisconsin after halftime.

TEAM STATISTICS

	NEB	WIS
FIRST DOWNS	26	26
RUSHES-YARDS (NET)	24-111	48-370
PASSING YDS (NET)	407	163
Passes Att-Comp-Int	44-26-0	24-13-0
TOTAL OFFENSE PLAYS-YARDS	68-518	72-533
Fumble Returns-Yards	0-0	0-0
Punt Returns-Yards	1-3	1-15
Kickoff Returns-Yards	2-35	3-90
Interception Returns-Yards	0-0	0-0
Punts (Number-Avg)	4-41.5	3-40.7
Fumbles-Lost	2-1	1-1
Penalties-Yards	10-100	5-50
Possession Time	24:27	35:33
Third-Down Conversions	3 of 10	6 of 12
Fourth-Down Conversions	0 of 2	1 of 1
Red-Zone Scores-Chances	3-3	5-5
Sacks By: Number-Yards	1-6	2-12

RUSHING: WIS-Jonathan Taylor 24-221; Taiwan Deal 10-74; Grant Groshek 9-73; Kendrick Pryor 1-5; Alec Ingold 1-3; Aron Cruickshank 1-1; **TEAM** 1--1 Alex Hornibrook 1--6. **NEB**-Adrian Martinez 13-57; Devine Ozigbo 5-29; Maurice Washington 5-27; Andrew Bunch 1--2.

PASSING: WIS-Alex Hornibrook 13-24-0-163-1. **NEB**-Adrian Martinez 24-42-0-384-2; Andrew Bunch 2-2-0-23-0.

RECEIVING: WIS-Jake Ferguson 4-47; AJ Taylor 3-60; Danny Davis 3-38; Garrett Groshek 2-10; Kendrick Pryor 1-8. **NEB**-JD Spielman 9-209; Stanley Morgan Jr. 8-93; Maurice Washington 4-53; Kurt Rafdal 1-18; Jack Stoll 1-12 Mike Williams 1-11; Kade Warner 1-6; Bryan Reimers 1-5.

INTERCEPTIONS: WIS-None. **NEB**-None

FUMBLES: WIS-Garrett Groshek 1-1. **NEB**-Adrian Martinez 2-1

TACKLES: WIS-Ryan Connelly 5-2. **NEB**-Mohamed Barry 1-7

NORTHWESTERN 34, NEBRASKA 31 (OT)

SCORE BY QUARTERS	1	2	3	4	OT	FINAL
Nebraska	7	6	7	11	0	31
Northwestern	0	14	0	17	3	34

SCORING SUMMARY

QTR	TIME	TEAM	SCORE
1st	NEB 13:32		Spielman 42 yd pass from Martinez (Pickering kick)
2nd	NU 07:41		Nagel 21 yd pass from Thorson (Luckenbaugh kick)
2nd	NU 03:01		Brown IV 10 yd fumble recovery (Luckenbaugh kick)
2nd	NEB 00:42		Devine Ozigbo 12 yd run (failed kick)
3rd	NEB 07:07		Devine Ozigbo 1 yd run (Pickering kick)
4th	NEB 13:40		M. Washington 3 yd run (Martinez rush)
4th	NU 12:31		Nagel 61 yd pass from Thorson (Luckenbaugh kick)
4th	NEB 05:41		Pickering 34 yd field goal
4th	NU 02:27		Luckenbaugh 31 yd field goal
4th	NU 00:12		Jefferson 5 yd pass from Thorson (Luckenbaugh kick)
OT	NU 15:00		Luckenbaugh 37 yd field goal

Evanson, Ill. (Oct. 13) - Drew Luckenbaugh made a 37-yard field goal in overtime, and Northwestern came from behind for a stunning 34-31 victory. Nebraska had leads of 28-14 and 31-21 in the fourth quarter, but Northwestern rallied late in regulation to force overtime and win its first home game in four attempts in 2018.

The Huskers had possession first in overtime, but on fourth-and-1 from the Northwestern 16-yard line, a fumbled shotgun snap resulted in a scrambling Adrian Martinez throwing a pass in the end zone that Northwestern's JR Pace intercepted.

Northwestern kept the ball on the ground for three plays to set up the field goal for Luckenbaugh, who drilled the game winner.

Martinez, completed 25 of 35 passes for 251 yards and one touchdown, while Devine Ozigbo ran 22 times for 169 yards to surpass 100 rushing yards in a game for the second time this season, as Nebraska finished with 231 rushing yards.

Down 10 points, Northwestern drove to the Nebraska 13-yard line before settling on a 31-yard field goal by Luckenbaugh to pull the Wildcats within seven points.

Luke Gifford fielded an onside kick at the Northwestern 47-yard line with 2:26 remaining. The Wildcats responded by using all three of their timeouts, as Nebraska ran the football three times and only took 15 seconds off the clock, but Isaac Armstrong pinned the Wildcats at their 1-yard line with 2:02 remaining.

Northwestern answered by covering all 99 yards, the key play a 32-yard completion from Clayton Thorson to Flynn Nagel to the Nebraska 32-yard line. Thorson tied the game with 12 seconds to play with a 5-yard touchdown pass to JJ Jefferson.

Trailing 14-13 at halftime, Antonio Reed's interception gave the Huskers a spark, as he snuffed out a Wildcat drive. NU responded with its longest scoring drive of the season, covering 97 yards in 15 plays, as Ozigbo scored from one yard out.

The Huskers seemingly took control, as Ozigbo and Maurice Washington gashed the Wildcat defense before Washington's first career TD and a two-point conversion by Martinez made it 28-14.

Northwestern answered quickly, as Thorson hit Nagel on a 61-yard TD pass to cut Nebraska's lead to 28-21. Thorson completed 41 of 65 passes for 455 yards, while Nagel hauled in 12 passes for 220 yards and two scores.

The Wildcats regained possession, but senior safety Tre Neal intercepted Thorson at the 50 and returned the ball to the Northwestern 36. That led to a 34-yard field goal by freshman Barret Pickering for a 31-21 lead with 5:41 left.

TEAM STATISTICS

	NEB	NW
FIRST DOWNS	24	30
RUSHES-YARDS (NET)	47-231	23-32
PASSING YDS (NET)	251	455
Passes Att-Comp-Int	35-25-2	65-41-2
TOTAL OFFENSE PLAYS-YARDS	82-482	88-487
Fumble Returns-Yards	0-0	1-10
Punt Returns-Yards	1-19	0-0
Kickoff Returns-Yards	4-57	1-20
Interception Returns-Yards	2-14	2-0
Punts (Number-Avg)	5-45.8	5-39.4
Fumbles-Lost	3-1	0-0
Penalties-Yards	9-89	1-5
Possession Time	30:07	29:53
Third-Down Conversions	7 of 16	8 of 18
Fourth-Down Conversions	0 of 1	2 of 2
Red-Zone Scores-Chances	4-5	3-3
Sacks By: Number-Yards	2-13	1-7

RUSHING: NW-John Moten IV 7-23; Solomon Vault 12-16; Clayton Thorson 4--7. **NEB**-Devine Ozigbo 22-159; Adrian Martinez 13-37; Maurice Washington 9-32; JD Spielman 2-8; **TEAM** 1--5.

PASSING: NW-Clayton Thorson 41-64-2-455-3. **NEB**-Adrian Martinez 25-35-2-251-1

RECEIVING: NW-Flynn Nagel 12-220; Bennett Skowronek 6-73; JJ Jefferson 4-40; Cameron Green 4-21; Solomon Vault 4-3; John Moten IV 3-14; Riley Lees 2-23; Ramaud Chiaokhiao-Bowman 2-20; Chad Hanaoka 1-14; Berkeley Holman 1-11; Kyric McGowan 1-9; Charlie Fessler 1-7. **NEB**- JD Spielman 8-76; Devine Ozigbo 4-33; Mike Williams 3-41; Jack Stoll 3-40; Stanley Morgan Jr. 2-31; Maurice Washington 2-12; Kade Warner 2-11; Bryan Reimers 1-7.

INTERCEPTIONS: WIS-JR Pace 2-0. **NEB**-Tre Neal 1-14; Antonio Reed 1-0

FUMBLES: NW-None. **NEB**-Adrian Martinez 2-1; Jack Stoll 1-0.

TACKLES: NW-Samdup Miller 6-8. **NEB**-Aaron Williams 10-2