

NEBRASKA

2018 FOOTBALL GAME NOTES



NEBRASKA (0-1) vs. TROY (1-1)

SATURDAY, SEPT. 15, 2018 • 11 A.M. • LINCOLN, NEB.
MEMORIAL STADIUM • CAPACITY: 85,458 • SURFACE: FIELDTURF



THIS WEEK'S MATCHUP

Nebraska stays at home on Saturday to take on the Troy Trojans in a non-conference contest at Memorial Stadium. The game is set for an 11 a.m. kickoff with the contest televised on BTN and available on the IMG Husker Sports Network.

The Huskers enter the contest with an 0-1 mark following a 33-28 loss to Colorado last Saturday in the season opener in Lincoln. Nebraska showed promising signs on both sides of the ball, rolling up 565 yards of total offense and registering seven sacks. However, three turnovers and a late Colorado score were the difference in the contest.

Troy comes to Lincoln with a 1-1 record, following a 59-7 victory over Florida A&M on Saturday evening. The Trojans opened the year with a home setback against Boise State, but rebounded by rolling up 477 yards of offense and forcing four turnovers in the victory. Troy is coming off an outstanding season in 2017, posting an 11-2 record and capturing the Sun Belt Conference crown.

Saturday's matchup will be the fifth all-time meeting between the schools. The Huskers defeated Troy four times in six seasons between 2001 and 2006, with each of the games at Memorial Stadium.

THIS WEEK'S NUMBERS

329

Nebraska rushed for 329 yards on 54 carries against Colorado. The rushing total was Nebraska's first 300-yard game since a 310-yard effort at Northwestern in 2016, and the highest by the Huskers since NU rushed for 458 yards against Illinois on Sept. 27, 2014.

7

Nebraska recorded seven sacks for 43 yards against Colorado. The seven sacks were the most by Nebraska since also posting seven at Michigan in 2013. Nebraska had a total of 14 sacks as a team in 2017 with a high of five at Illinois.

87

In the opener against Colorado, 87 percent of the Huskers' total offense output was produced by players making their Husker debut. Of the 565 total yards, 492 were produced by players in their first Nebraska game, including 236 passing yards and 256 rushing yards.

NEBRASKA'S 2018 SCHEDULE

Sept. 1	Akron	canceled	FOX	Storms push back opening of '18 season
Sept. 8	Colorado	L, 33-28	ABC	NU rushes for 329 yards, 565 total offense
Sept. 15	Troy	11 a.m.	BTN	Nebraska leads series, 4-0
Sept. 22	@ Michigan	11 a.m. (CT)	FS1	Series tied, 4-4-1
Sept. 29	Purdue	2:30 or 3 p.m.	TBA	Nebraska leads, 4-2
Oct. 6	@ Wisconsin	TBA	TBA	Wisconsin leads, 8-4
Oct. 13	@ Northwestern	11 a.m.	TBA	Nebraska leads, 7-4
Oct. 20	Minnesota	TBA	TBA	Minnesota leads, 32-24-2
Nov. 3	@ Ohio State	TBA	TBA	Ohio State leads, 5-1
Nov. 10	Illinois	TBA	TBA	Nebraska leads, 11-3-1
Nov. 17	Michigan State	TBA	TBA	Nebraska leads, 8-2
Nov. 23	@ Iowa	11 a.m.	FOX	Nebraska leads, 29-16-3

All times Central

THE TEAMS



- **2018 Record:** 0-1
- **Last Game:** lost to Colorado, 33-28
- **AP/Coaches Rank:** NR



- **2018 Record:** 1-1
- **Last Game:** def. Fla. A&M, 59-7
- **AP/Coaches Rank:** NR

THE COACHES



Scott Frost

- 1st Season at Nebraska
- 0-1 Nebraska Record
- 3rd Career Season
- 19-8 Career Record
- 1st Meeting vs. Troy



Neal Brown

- 4th Season at Troy
- 26-14 Troy Record
- 4th Career Season
- 26-14 Career Record
- 1st Meeting vs. Nebraska

THE SERIES

- **All-Time Series:** Nebraska leads, 4-0
- **In Lincoln:** Nebraska leads, 4-0
- **Last Meeting:** NU, 56-0 (9/23/06)
- **Win Streak:** Nebraska, 4 games

TV INFORMATION



BTN

- **Play-by-Play:** Joe Benanati
- **Analyst:** James Laurinaitis
- **Sidelines:** Damon Benning

RADIO INFORMATION



- **Play-by-Play:** Greg Sharpe
- **Analysis:** Matt Davison
- **Sidelines:** Ben McLaughlin
- **XM Simulcast:** 196
- **Sirius Simulcast:** 136

ONLINE/MOBILE RADIO

- Huskers.com (free)
- Official Nebraska Huskers App (free)
- TuneIn.com (free)
- Tunein App (free)

NEBRASKA COMMUNICATIONS

One Memorial Stadium
P.O. Box 880123
Lincoln, NE 68588-0123
(402) 472-2263
sportsinfo@huskers.com
Shipping Address: 600 Stadium Drive

FOOTBALL CONTACTS

Credential Requests..... Huskers.com/Media

Assistant A.D./Communications... Keith Mann
Phone.....402-472-0237
E-Mail.....kmann@huskers.com

Sr. Assoc. Comm. Director . Shamus McKnight
Phone.....402-472-7772
E-Mail.....smcknight@huskers.com

Associate Director..... Matt Smith
Phone.....402-472-7780
E-Mail.....msmith@huskers.com

Admin. Associate (Credentials) .. Vicki Capazo
Phone.....402-472-2263
E-Mail.....vcapazo@huskers.com

Huskers.com • @Huskers

GENERAL MEDIA POLICIES

All player and coach interviews must be arranged at least one day in advance through the Nebraska Communications Office. Contact Keith Mann, Shamus McKnight, Matt Smith or Erica Nett. All post-practice interviews will be conducted at the practice site. Interviews will not be conducted in the weight room, Student Life Complex, training room, hallways or the tunnel leading from the locker room to the field. The Nebraska locker room, training room and football office meeting rooms are **OFF-LIMITS** to the media. When arriving for post-practice interviews, media should come to the Hawks Championship Center, or outside Memorial Stadium as instructed.

Requested players are available (depending on class schedules) at the Monday press conferences (11:30 a.m.-1 p.m.) and after practice on the field on Tuesday and Wednesday. Student-athlete cell phone numbers will **NOT** be given to the media, and media should not contact or message student-athletes directly through social media platforms.

PRACTICES ARE CLOSED to the media and to the general public during the season.

After all games, Nebraska's **LOCKER ROOM IS CLOSED**. Head Coach Scott Frost and requested players will be brought to the postgame interview room after a 10-minute cooling off period. At home, the postgame interview room is located in the strength complex of the Osborne Athletic Complex. Media are asked to wait to set up equipment until the conclusion of halftime. On the road, Coach Frost and requested players will be brought to the designated interview area. Please note, **NO INTERVIEWS** will be conducted on the field as the players are returning to the locker room.

NEBRASKA MEDIA INFORMATION & POLICIES

COACH AND PLAYER AVAILABILITY

MONDAY

Nebraska Weekly Press Conference

Selected players will be available in the West Stadium Level 6 at Memorial Stadium at 11:30 a.m. CT. The press conference will be available free at Huskers.com. Coach Frost will follow the players and conclude the press conference beginning at 12:30 p.m. CT. (Sept. 3 press conference will begin with Players at 1 p.m. and Coach Frost at 1:30 p.m.).

TUESDAY

Defensive assistant coaches and requested players will be available following practice.

Big Ten Teleconference (Scott Frost - 11:24 a.m. CT)

To participate on the teleconference, media members should call 1-866-392-7674. Contact the Big Ten Conference Office for the weekly passcode. The calls will be available for playback approximately two hours after each conference at www.bigten.org.

- 11:00 a.m. – Chris Ash, Rutgers
- 11:08 a.m. – Jim Harbaugh, Michigan
- 11:16 a.m. – Paul Chryst, Wisconsin
- **11:24 A.M. – SCOTT FROST, NEBRASKA**
- 11:32 a.m. – Mark Dantonio, Michigan State
- 11:40 a.m. – Kirk Ferentz, Iowa
- 11:48 a.m. – P.J. Fleck, Minnesota
- 11:56 a.m. – Pat Fitzgerald, Northwestern
- 12:04 p.m. – Lovie Smith, Illinois
- 12:12 p.m. – Matt Canada, Maryland
- 12:20 p.m. – Jeff Brohm, Purdue
- 12:28 p.m. – James Franklin, Penn State
- 12:36 p.m. – Urban Meyer, Ohio State
- 12:44 p.m. – Tom Allen, Indiana

WEDNESDAY

Offensive assistant coaches and a limited number of requested players will be available after practice.

THURSDAY

Coach Frost will be available after practice.

FRIDAY

No Media Availability.

FROST PHONE INTERVIEWS

Media wishing to try to arrange a phone interview may contact Keith Mann for availability. Please contact the Communications Office as far in advance as possible.

PLAYER PHONE INTERVIEWS

Out-of-town media requesting phone interviews with players should contact Keith Mann or Shamus McKnight with those requests, preferably on Sundays, but no later than 10 a.m. CT on Monday of game week. Other than rare exceptions, these interviews will take place only during the Monday press conference window or the Tuesday or Wednesday post-practice player availability.

NEBRASKA FOOTBALL HEAD SHOTS

Action photos and/or a flash drive of Nebraska head shots may be obtained by calling or e-mailing the Nebraska Communications Office.

HUSKERS.COM

Huskers.com is the official site of Nebraska Athletics and includes updated stats, game notes, depth chart and extensive quotes and audio and video clips from Nebraska's Monday press conference, including Coach Frost and selected players in the afternoon.

CREDENTIALS

Media may make credential requests for home games on-line at Huskers.com/media. Follow the steps on the web site to complete the application. You will receive

an e-mail confirming your application, and approval/denial e-mail. Contact Vicki Capazo at (402) 472-2263 with questions. Once again this season, photo ID will be required to gain access to the stadium on game day and the name on your photo ID and credential must match. Single-game credentials will not be mailed and must be picked up on game day at media will call. Single-game parking passes will be mailed to media.

TELECONFERENCE/SATELLITE FEED/FTP

For video of Nebraska's press conferences contact the Communications Office. All of Coach Frost's press conferences are available live on Huskers.com. Several players will precede Frost at the press conference.

MEDIA GUIDE AND ON-LINE

PDF versions of the 2018 Nebraska media guide and all-sport record book are available on Huskers.com. Please go to the "Football" page and click on "Media Guide" link under the "More" tab on the menu bar.

THE BANK OF THE WEST NEBRASKA FOOTBALL SHOW

The Nebraska Football television show will air on several affiliates throughout the 2018 season. The stations and times are as follows:

- KOLN/KGIN – Lincoln (Sunday, 10:35 p.m.)
- KNPL – North Platte (Sunday, 10:35 p.m.)
- KMTV – Omaha (Sunday, 11 p.m.)
- Fox Sports Midwest – Monday, 1 p.m.

The N-Side Nebraska show will follow the half-hour football show and feature all 24 of Nebraska's sports, including football during the fall.

IMG HUSKER SPORTS RADIO NETWORK

The Husker IMG Sports Network will continue the strong tradition of broadcasting excellence in 2018, as it brings NU football to fans across the nation and the world.

In the state of Nebraska, KXSP (590 AM and KEZO (92.3 FM) serve as the Omaha affiliates. KLIN (1400 AM) along with KFGE (98.1 FM) remain the Lincoln affiliates, while KRVN (880 AM) is a powerful central Nebraska affiliate that reaches around the state. All radio broadcasts are available live on Huskers.com, the Official Husker App, TuneIn.com, the TuneIn Radio App and SiriusXM Satellite Radio.

2018 NEBRASKA STATIONS

- Ainsworth, KBRB-AM: 1400
- Alliance, KCOW-AM: 1400
- Beatrice, KWBE-AM: 1450
- Broken Bow, KBBN-FM: 95.3
- Chadron, KCSR-AM: 610
- Columbus, KJSK-AM: 900
- Columbus, KLIR-FM: 101.1
- Cozad, KAMI-AM: 1580
- Fairbury, KGMT-AM: 1310
- Fairbury, KUTT-FM: 99.5
- Falls City, KTCN-AM: 1230
- Fremont, KFMT-FM: 105.5
- Grand Island, KRGI-AM: 1430
- Grand Island, KRGY-FM: 97.3
- Hastings, KHAS-AM: 1230
- Hastings, KLIQ-FM: 94.5
- Hiawatha, KS, KLZA-FM: 101.3
- Holdrege, KUVR-AM: 1380
- Holdrege, KMTY-FM: 97.7
- Imperial, KADL-FM: 102.9
- Kearney, KGFV-AM: 1340
- Kearney, KQKY-FM: 105.9
- Lexington, KRVN-AM: 880
- Lincoln, KLIN-AM: 1400
- Lincoln, KFGE-FM: 98.1
- McCook, KSWN-FM: 93.9
- McCook, KZMC-FM: 102.1
- Nebraska City, KNKY-AM: 1600
- Nebraska City, KBIE-FM: 103.1
- Norfolk, KNEN-FM: 94.7
- North Platte, KODY-AM: 1240
- Ogallala, KZTL-FM: 93.5
- Omaha, KXSP-AM: 590
- Omaha, KEZO-FM (Z-92): 92.3
- Rapid City, SD, KTOQ-AM: 1340
- Scottsbluff, KNEB-AM: 960
- Scottsbluff, KNEB-FM: 94.1
- Sidney, KSID-AM: 1340
- Sidney, KSID-FM: 98.7
- Sioux City, IA KSEZ-FM: 97.9
- Sioux Falls, SD KSOO-FM: 99.1
- Superior, KRFS-AM: 1600
- Superior, KRFS-FM: 103.9
- Valentine, KVSH-AM: 940
- West Point, KTIC-AM: 840
- West Point, KTIC-FM: 98.3
- Yankton, SD KKYA-FM: 93.1
- York, KAWL-AM: 1370
- Winner, SD, KWYR-AM: 1260

WEEKLY MEDIA CALENDAR: NEBRASKA VS. TROY (SEPT. 10-15)

MONDAY, SEPT. 10	TUESDAY, SEPT. 11	WEDNESDAY, SEPT. 12	THURSDAY, SEPT. 13	FRIDAY, SEPT. 14	SATURDAY, SEPT. 15
PRACTICE 8:45 a.m.-10:30 a.m. NO MEDIA ACCESS	PRACTICE 8:50 - 10:50 a.m. <i>Available after practice:</i> • Defensive Coaches • Requested Players	PRACTICE 8:25 - 10:25 a.m. <i>Available after practice:</i> • Offensive Coaches • Requested Players	PRACTICE 9:10 - 10:50 a.m. <i>Available after practice:</i> • Coach Frost	PRACTICE Morning walk-thru at Memorial Stadium NO MEDIA ACCESS	GAME DAY Nebraska vs. Troy 11 a.m. CT (BTN)
PRESS CONFERENCE 11:30 a.m. - Players 12:30 p.m. - Coach Frost	BIG TEN CONF. CALL 11 a.m. - Call begins 11:24 a.m. - Scott Frost Details: Contact Big Ten		NEBRASKA FOOTBALL RADIO HOUR (HSN) 7 p.m. - Scott Frost		POST-GAME Post-game interview area: • Scott Frost • Requested players

NEBRASKA-TROY SERIES

Games: 4

Standing: Nebraska leads, 4-0

At Memorial Stadium: Nebraska leads, 4-0

Current win streak (start): NU, 4 games (2001)

Date	Site	Rank		Score
		NU/TROY	Res.	
9/1/2001	Lincoln	5/	W	42-14
8/31/2002	Lincoln	9/	W	31-16
10/4/2003	Lincoln	12/	W	30-0
9/23/2006	Lincoln	23/	W	56-0

Series Scoring	Total	Avg.
Nebraska	159	39.8
Troy	30	8.5

Nebraska and Troy will meet for the fifth time on Saturday, with NU holding a 4-0 edge in the series.

- The four previous meetings have all been played in Lincoln between 2001 and 2006.
- Nebraska won each of the first four meetings by 15 or more points, including a pair of shutouts in the most recent meetings in 2003 and 2006.
- DeJuan Groce returned two punts for touchdowns in the 2002 victory in Lincoln, setting a Nebraska record.

HUSKERS VS. SUN BELT

Nebraska owns a perfect 9-0 record all-time against current members of the Sun Belt Conference. The most recent matchup was a season-opening victory over Arkansas State in 2017.

- In addition to a 4-0 record against Troy, Nebraska is 3-0 against Arkansas State and 1-0 against both Louisiana-Lafayette and South Alabama.
- In addition to Saturday's game, Nebraska has future games scheduled against South Alabama (2019) and Georgia Southern (2022).

LAST 5 GAMES VS. SUN BELT*

Date	Opponent	Result
9-2-17	Arkansas State	W, 43-36
9-12-15	South Alabama	W, 48-9
9-15-12	Arkansas State	W, 42-13
9-26-09	La.-Lafayette	W, 55-0
9-12-09	Arkansas State	W, 38-9

*-Current conference members

FOUR SENIORS SELECTED AS 2018 TEAM CAPTAINS

Four Husker seniors were elected by their teammates as captains for the 2018 season. On offense, the captains are OG Jerald Foster and WR Stanley Morgan Jr. Representing the defense are NT Mick Stoltenberg and LB Luke Gifford.

2018 NEBRASKA TEAM CAPTAINS

- Jerald Foster, Sr., OG, Lincoln, Neb.
 - Stanley Morgan Jr., Sr., WR, New Orleans, La.
 - Luke Gifford, Sr., LB, Lincoln, Neb.
 - Mick Stoltenberg, Sr., NT, Gretna, Neb.
- This marks the second straight season Nebraska has had three Nebraska natives as captains. Prior to last season Nebraska had not had three homegrown captains since 2001.

• This marks the 13th straight season at least one native Nebraskan has been elected as a captain.

• Foster and Gifford were teammates at Lincoln Southeast High School. This marks the first time high school teammates have served as captains in the same year since Jerry Tagge and Jim Anderson in 1971. Tagge and Anderson both went to high school at Green Bay West in Wisconsin. Foster and Gifford are the first pair on in-state high school teammates to serve as captains together.

• Foster is serving as a captain for the second straight season, and becomes just the 11th two-time team captain in NU history. This marks the sixth straight season an offensive lineman has served as a captain.

MARTINEZ EXCELS IN FIRST CAREER START AT NEBRASKA

True freshman Adrian Martinez made a memorable first start for Nebraska on Saturday against Colorado. Martinez rushed 15 times for 117 yards and two touchdowns, including a 41-yard run in the first quarter. He completed 15-of-20 passes for 187 yards and one touchdown.

• The 117 rushing yards by Martinez were the most rushing yards by a Nebraska quarterback since Tommy Armstrong Jr. rushed for 132 yards at Northwestern in 2016. It marked the most rushing yards for a quarterback in a season opener since Taylor Martinez ran for 135 yards against Chattanooga in 2011.

• The 41-yard touchdown run by Martinez was the longest rush by a Husker quarterback since Armstrong had a 42-yard run against McNeese State in 2014.

• Martinez accounted for 302 yards of total offense, just the third 300-yard total offense game by a Nebraska freshman. It was also the first-ever 300-yard total offense game by a true freshman quarterback.

• Martinez became the first true freshman quarterback in NU history to start a season opener. He was just the second freshman quarterback to start an opener, joining Taylor Martinez who started as a redshirt freshman in 2010.

• Martinez joined Tommie Frazier (1992) and Cody Green (2009) as the only true freshmen to start at quarterback in Husker history.

HUSKERS SHOW POTENTIAL FOR POWERFUL RUNNING GAME

Nebraska churned out 329 rushing yards on 54 attempts against Colorado. Both totals bettered Nebraska's season highs from the 2017 season. In fact, the Huskers had 243 rushing yards by halftime, surpassing last year's single-game high of 225 yards against Arkansas State.

• The 329 rushing yards were Nebraska's most yards on the ground since rushing for 458 yards against Illinois in 2014.

• Nebraska surpassed 300 yards on the ground for the first time since rushing for 310 yards at Northwestern on Sept. 24, 2016.

BIG TEN STANDINGS



WEST DIVISION

Place	Team	Overall	Big Ten
1.	Northwestern	1-1	1-0
2.	Illinois	2-0	0-0
	Iowa	2-0	0-0
	Minnesota	2-0	0-0
	Wisconsin	2-0	0-0
6.	Nebraska	0-1	0-0
7.	Purdue	0-2	0-1

EAST DIVISION

Place	Team	Overall	Big Ten
1.	Ohio State	2-0	1-0
2.	Indiana	2-0	0-0
	Maryland	2-0	0-0
	Penn State	2-0	0-0
5.	Michigan	1-1	0-0
	Michigan State	1-1	0-0
7.	Rutgers	1-1	0-1

PLAYER OF THE WEEK NOMINEES

GAME	OFF.	DEF.	SPEC.	FROSH
AKRON	game canceled			
COLO	--	--	--	---
TROY				
MICH				
PUR				
WIS				
NW				
MINN				
OSU				
ILL				
MSU				
IOWA				

Bold indicates winner

2018 HUKER HONORS

FREEDOM AKINMOLADUN, SR., DL

- AFCA Good Works Team Nominee

CALEB LIGHTBOURN, JR., P

- Ray Guy Award Watch List (1 of 27)

STANLEY MORGAN JR., SR., WR

- Biletnikoff Award Watch List (1 of 50)

JD SPIELMAN, SO., WR

- Hornung Award Watch List (1 of 43)
- Biletnikoff Award Watch List (1 of 50)

JACK STOLL, SO., TE

- Mackey Award Watch List (1 of 64)

LAST TIME OUT

COLORADO 33, NEBRASKA 28

Team Stats	CU	NU
First Downs	26	25
Rushes-Yards	35-44	54-329
Passes	33-50-0	19-29-1
Passing Yards	351	236
Total Offense	395	565
3rd Downs	6-of-18	5-of-13
Turnovers	0	3
Penalties	8-46	11-95
Time of Possession	30:15	29:45

NU Rushing Leaders

Adrian Martinez—15 carries, 117 yards, 2 TD
Greg Bell—13 carries, 104 yards
Devine Ozigbo—14 carries, 60 yards, TD

NU Passing Leader

Adrian Martinez—15-20-1, 187 yards, TD

NU Receiving Leaders

Stanley Morgan Jr.—5 receptions, 75 yards
JD Spielman—3 receptions, 67 yards, TD
Mike Williams—3 receptions, 40 yards

NU Defensive Leaders

Mohamed Barry—4 UT, 8 AT, 12 TT, TFL
Luke Gifford—3 UT, 8 AT, 11 TT, 1.5 sacks, 3 TFL
Tyrin Ferguson—5 UT, 5 AT, 10 TT, sack, 2 TFL

NU Special Teams Leaders

Caleb Lightbourn—3 punts, 42.7 yard average

NOTING GAME 1

- Nebraska's 329 rushing yards were its most in four seasons, dating back to a 458-yard outburst against Illinois in 2014. It was the Huskers' first 300-yard effort since rushing for 310 yards at Northwestern in 2016.
- Freshman quarterback Adrian Martinez rushed for 117 yards and two touchdowns. His 117 rushing yards are the most by a Husker quarterback since Tommy Armstrong Jr. had 132 yards rushing at Northwestern in 2016.
- Running back Greg Bell had 104 rushing yards, giving the Huskers a pair of 100-yard rushers in the same game. It marked Nebraska's first double 100-yard rushing game since a 2014 win at Fresno State.
- Bell had a 45-yard rush in the second quarter, marking Nebraska's longest rushing play since a 63-yard run by Terrell Newby against Illinois in 2016.
- Nebraska registered seven sacks against Colorado, its most since also recording seven sacks at Michigan in 2013. The Huskers sack total is halfway to its 2017 season total of 14 sacks.
- Senior linebacker Luke Gifford had 1.5 sacks for 11 yards and three tackles for loss in the game. He entered the contest with career totals of 1.5 sacks and six tackles for loss.
- Junior defensive lineman Khalil Davis had two sacks for 16 yards. He entered the game with career totals of two sacks for 11 yards.
- Running back Devine Ozigbo scored a rushing touchdown in the second quarter for his 10th career rushing touchdown. He has at least one rushing TD each of his four seasons.

- Adrian Martinez (117) and running back Greg Bell (104) both cracked the century mark on the ground. That marked the first time Nebraska has had a pair of 100-yard rushers in the same game since a 2014 win over Illinois.

- Nebraska had a pair of runs of 40 yards or more in the game—a 41-yard touchdown by Martinez and a 45-yard rush by Bell. That was the first time Nebraska had two runs of at least 40 yards in a game since a 2014 win at Fresno State.

HIGH-OCTANE OFFENSE POSTS PROLIFIC NUMBERS IN GAME ONE

Head Coach Scott Frost and his staff oversaw one of the nation's most potent offenses at UCF in 2017. The season opener against Colorado showed that Nebraska could feature similar explosiveness in 2018.

- Nebraska posted 565 yards of total offense vs. Colorado, with 329 rushing yards and 236 through the air.
- The 565 yards marked the first 500-yard total offense game for the Huskers since posting 556 yards at Northwestern in 2016.
- The total offense output was the best by Nebraska in 35 games, dating back to a 610-yard effort against Southern Miss in 2015.

NEBRASKA PASSING GAME LED BY RECORD-SETTING TANDEM

In 2017, Stanley Morgan Jr. and JD Spielman combined for 1,816 receiving yards, the highest two-player total in Husker history. The duo set the top mark despite each player missing a game due to injury. Morgan is primed for a strong senior season in 2018, while Spielman is back for his sophomore campaign.

Morgan set a Nebraska record with 986 receiving yards in 2017. Spielman added 830 receiving yards, a total that ranked seventh in school history and was the most ever by a Husker freshman.

- In the season opener, Morgan (5-75) and Spielman (3-67-TD) combined for eight receptions for 142 yards and a touchdown.

TOP RECEIVING DUOS IN NU HISTORY

YEAR	PLAYERS	YARDS
2017	Stanley Morgan Jr. (986)* JD Spielman (830)*	1,816
2008	Nate Swift (941) Todd Peterson (786)	1,727
2015	Jordan Westerkamp (918)* Brandon Reilly (754)*	1,672
2014	Kenny Bell (788) Jordan Westerkamp (747)	1,535
2007	Maurice Purify (814) Marlon Lucky (705)	1,519

*both players returned the next season

MORGAN AIMS TO BE NEBRASKA'S ALL-TIME LEADING RECEIVER

After setting a school record with 986 receiving yards in 2017, Stanley Morgan Jr. will look to become Nebraska's all-time leading receiver this fall.

Morgan has 124 career receptions, which ranks seventh on NU's all-time list. He needs 57 receptions to tie Kenny Bell (181) atop the Husker chart. Morgan has 1,818 career receiving yards to rank fifth on Nebraska's all-time list. Against Colorado, he moved past Terrence Nunn into the top five on the list. Morgan needs 871 yards to tie Bell (2,689) for the most receiving yards in program history.

The New Orleans native put himself in position to challenge Nebraska's all-time records thanks to a breakout junior season, when he earned All-Big Ten accolades. Morgan caught 61 passes for 986 yards and 10 touchdowns in 2017 after entering the year with 58 career receptions, 757 career receiving yards and five career touchdown catches.

- Morgan set Nebraska records with 986 receiving yards and five 100-yard receiving games in 2017, while ranking third in school history in touchdown receptions (10) and fifth in catches (61).
- He led the Big Ten and ranked 14th nationally in receiving yards per game (89.6) in 2017. His 986 receiving yards ranked second nationally among players who saw action in 11 or fewer games.
- Morgan led all Big Ten wide receivers and ranked 16th nationally in touchdown catches with his 10 touchdown grabs.
- He produced his first five career 100-yard receiving efforts in 2017, leading the Big Ten in that category.
- Morgan posted 185 receiving yards at No. 13 Penn State, the second-highest total in school history.
- He had at least three catches in every game last season. Morgan had five catches in the opener with Colorado, extending his streak to 27 consecutive games with a reception, the fifth-longest streak in Husker history.

MORGAN'S 2017 SCHOOL RANKINGS

CATEGORY	TOTAL	RANK
Receiving Yards	986	1st
100-Yard Receiving Games	5	1st
Receiving Touchdowns	10	3rd
Receptions	61	5th

MORGAN ON NU'S CAREER CHARTS

CATEGORY	TOTAL	RANK	RECORD
100-Yard Games	5	4th	10
Receiving Yards	1,818	5th	2,689
TD Catches	15	6th	25
Receptions	124	7th	181

MORGAN'S 2017 NATIONAL RANKS

CATEGORY	TOTAL	RANK
Receiving Yards Per Game	89.6	14th
Receiving Touchdowns	10	16th
Receiving Yards	986	31st
Receptions Per Game	5.5	38th

NEBRASKA CAREER RECEPTIONS

RK	PLAYER, YEARS	RECEPTIONS
1.	Kenny Bell, 2011-14	181
2.	Jordan Westerkamp, 2013-16	167
3.	Nate Swift, 2005-08	166
4.	Johnny Rodgers, 1970-72	143
5.	Terrence Nunn, 2004-07	136
6.	Marlon Lucky, 2005-08	135
7.	Stanley Morgan Jr., 2015-present	124

NEBRASKA CAREER RECEIVING YARDS

RK	PLAYER, YEARS	YARDS
1.	Kenny Bell, 2011-14	2,689
2.	Johnny Rodgers, 1970-72	2,479
3.	Nate Swift, 2005-08	2,476
4.	Jordan Westerkamp, 2013-16	2,474
5.	Stanley Morgan Jr., 2015-pres.	1,818

SPIELMAN LOOKS TO BUILD ON FRESHMAN ALL-AMERICA SEASON

JD Spielman returns for his sophomore season in 2018 after earning freshman All-America accolades in 2017. Spielman emerged as one of the nation's most productive freshmen in 2017 after redshirting in 2016, when he was named Nebraska's Offensive Scout Team MVP.

Spielman was named a freshman All-American by both USA Today and the Football Writers Association of America and was a third-team coaches' All-Big Ten pick. He also made the Big Ten Network's All-Freshman team as both a wide receiver and kickoff returner.

Spielman hauled in 55 receptions for 830 yards as a redshirt freshman in 2017, both of which were Nebraska freshman records. He also totaled 669 kickoff return yards to finish with 1,572 all-purpose yards, the most by a freshman in school history.

- Spielman opened the 2018 season with 106 all-purpose yards against Colorado. He caught three passes for 67 yards, including a 57-yard touchdown reception in the third quarter.
- The 57-yard touchdown catch marked the sixth play of 40 yards or longer for Spielman in 12 career games. He has three kickoff returns of that length, two receptions and one rush.
- Spielman enters the Troy game with 897 career receiving yards. He is 103 yards from becoming the 27th player in school history with 1,000 career receiving yards.
- Spielman led all FBS freshmen in receiving yards (830) in 2017. Spielman also ranked second among all freshmen nationally in kickoff return yards (669) and catches per game (5.0), was third in all-purpose yards (1,572) and fifth with 55 total receptions.
- Among all FBS players, Spielman ranked 13th nationally in all-purpose yards and was one of only five players in the country to total 1,500 all-purpose yards in fewer than 90 attempts. He also led all FBS players in fourth-down receptions (7) and receiving yards (89) and ranked fifth in third-down receiving yards (350).
- Spielman led the Big Ten in kickoff return yards and kick return average and was third in all-purpose yards and receiving yards per game. He also led the league with 88.1 receiving yards per game in conference play and tied Wisconsin's Jonathan Taylor for second with an average of 157.8 all-purpose yards per game in league play.

- An explosive playmaker, Spielman posted Nebraska's longest return in 2017 (a 99-yard kickoff return vs. Arkansas State), the Huskers' longest rush (40 yards vs. Northwestern) and the team's second-longest reception (77 yards vs. No. 9 Ohio State).

- Spielman had 11 catches for a school-record 200 yards against No. 9 Ohio State. In addition to posting the only 200-yard receiving game in school history, Spielman's 11 catches were the most ever by a Husker freshman and ranked third overall in program history.

- In addition to setting freshman records for receptions, receiving yards and all-purpose yards, Spielman posted the sixth-most overall receiving yards in school history and the seventh-most receptions.

2017 FBS FRESHMAN LEADERS RECEIVING YARDS PER GAME

RK	PLAYER, SCHOOL	RECEIVING YPG
1.	JD Spielman, Nebraska	75.5
2.	Justin Hall, Ball State	66.8
3.	McLane Mannix, Nevada	64.8

RECEIVING YARDS

RK	PLAYER, SCHOOL	YARDS
1.	JD Spielman, Nebraska	830
2.	Tyler Vaughns, USC	809
3.	Ceedee Lamb, Oklahoma	803

Note: Spielman played 11 games, while Vaughns & Lamb played 14 games

ALL-PURPOSE YARDS

RK	PLAYER, SCHOOL	ATT.	YDS
1.	Jonathan Taylor, Wisconsin	307	2,072
2.	AJ Dillon, Boston College	300	1,589
3.	JD Spielman, Nebraska	92	1,572

FBS RETURNING LEADERS IN ALL-PURPOSE YARDS PER GAME

RK	PLAYER, SCHOOL	POS.	YPG
1.	Bryce Love, Stanford	RB	165.5
2.	Marcus Green, La.-Monroe	WR	165.5
3.	Devin Singletary, FAU	RB	151.3
4.	Malcolm Perry, Navy	QB	150.3
5.	Diontae Johnson, Toledo	WR	148.0
	Jonathan Taylor, Wisconsin	RB	148.0
7.	JD Spielman, Nebraska	WR	143.0

DEFENSE SHOWS PLAYMAKING ABILITY IN SEASON OPENER

The Nebraska defense showed the ability to be one of the nation's most improved units in 2018. Despite falling to Colorado, the positive signs from the defense were evident last Saturday.

- Nebraska recorded seven sacks for 43 yards against Colorado. The seven sacks were the most for the Huskers since also recording seven at Michigan in 2013—a span of 56 games. The last time Nebraska had more than seven sacks was in the 2009 Big 12 title game against Texas, when the Huskers had nine sacks.
- The seven sacks on Saturday represented half of Nebraska's 2017 season team sack total. The Huskers finished 2017 with 14 sacks for 85 yards.
- Nebraska limited Colorado to 44 rushing yards, including just 12 first-half rushing yards. The 44 yards rushing are the fewest by a Nebraska opponent since Maryland rushed for 11 yards in 2016.

2018 OFFENSE GAME-BY-GAME

RUSHING

GAME	ATT.	YDS.	TD	LONG
COLO	54	329	3	45
TROY				
MICH				
PUR				
WIS				
NW				
MINN				
OSU				
ILL				
MSU				
IOWA				

PASSING

GAME	PASSES	YDS.	TD	LONG	SACKS
COLO	19-29-1	236	1	57	2-12
TROY					
MICH					
PUR					
WIS					
NW					
MINN					
OSU					
ILL					
MSU					
IOWA					

2018 DEFENSE GAME-BY-GAME

RUSHING DEFENSE

GAME	ATT.	YDS.	TD	LONG
COLO	35	44	1	16
TROY				
MICH				
PUR				
WIS				
NW				
MINN				
OSU				
ILL				
MSU				
IOWA				

PASSING DEFENSE

GAME	PASSES	YDS.	TD	LONG	SACKS
COLO	33-50-0	351	3	40	7-43
TROY					
MICH					
PUR					
WIS					
NW					
MINN					
OSU					
ILL					
MSU					
IOWA					

SACKS/TFL

GAME	SACKS	YARDS	TFL	YARDS
COLO	7	43	14	59
TROY				
MICH				
PUR				
WIS				
NW				
MINN				
OSU				
ILL				
MSU				
IOWA				

NATIONAL RANKINGS

ASSOCIATED PRESS (SEPT. 9)

RK.	TEAM (1ST)	RECORD	POINTS
1.	Alabama (54)	2-0	1517
2.	Clemson (6)	2-0	1430
3.	Georgia	2-0	1407
4.	Ohio State	2-0	1288
5.	Oklahoma	2-0	1263
6.	Wisconsin (1)	2-0	1227
7.	Auburn	2-0	1224
8.	Notre Dame	2-0	1022
9.	Stanford	2-0	992
10.	Washington	1-1	884
11.	Penn State	2-0	836
12.	LSU	2-0	830
13.	Virginia Tech	2-0	794
14.	West Virginia	2-0	793
15.	TCU	2-0	678
16.	Mississippi State	2-0	654
17.	Boise State	2-0	500
18.	UCF	2-0	494
19.	Michigan	1-1	385
20.	Oregon	2-0	301
21.	Miami	1-1	299
22.	USC	1-1	250
23.	Arizona State	2-0	139
24.	Oklahoma State	2-0	119
25.	Michigan State	1-1	104

USA TODAY COACHES (SEPT. 9)

RK.	TEAM (1ST)	RECORD	POINTS
1.	Alabama (59)	2-0	1571
2.	Clemson (3)	2-0	1481
3.	Georgia	2-0	1437
4.	Ohio State (1)	2-0	1391
5.	Oklahoma	2-0	1319
6.	Wisconsin	2-0	1252
7.	Auburn	2-0	1221
8.	Notre Dame	2-0	1029
9.	Stanford	2-0	1010
10.	Penn State	2-0	930
11.	Virginia Tech	2-0	862
12.	Washington	1-1	852
13.	LSU	2-0	850
14.	TCU	2-0	743
15.	West Virginia	2-0	727
16.	Mississippi State	2-0	650
17.	Boise State	2-0	507
18.	UCF	2-0	438
19.	Oklahoma State	2-0	325
20.	Miami	1-1	296
21.	USC	1-1	295
22.	Michigan	1-1	270
23.	Oregon	2-0	255
24.	Michigan State	1-1	152
25.	Arizona State	2-0	92

HUSKERS IN THE 2018 POLLS

DATE	AP	C	CFP	RESULT
Pre.	NR	NR		game cancelled
9-4	NR	NR		lost to Colorado, 33-28
9-9	NR	NR		

YOUNG CLIMBING NU TACKLE LIST

Dedrick Young II entered his senior season with 201 career tackles, nearly 70 more than any other Husker. Young will look to move into the top five on NU's all-time tackle list this fall. In the season opener, Young recorded nine tackles, including two tackles for loss.

- Young is the 35th Husker to record 200 career tackles and just the fourth to reach the mark prior to his senior season.
- Young needs 46 tackles to move into 10th place on Nebraska's all-time tackles list and 66 to crack the top five. Young has averaged 67 tackles per season over his first three years.
- This fall, Young will look to become the first player in school history to total at least 60 tackles all four seasons. He set a Nebraska true freshman record with 61 tackles in 2015, added 60 stops as a sophomore in 2016 and totaled 80 tackles as a junior in 2017.

MOST TACKLES BY A HUSKER ENTERING HIS SENIOR YEAR

PLAYER (YEARS)	POS.	TACKLES
Barrett Ruud (2001-03)	LB	289
Jerry Murtaugh (1968-69)	LB	225
Jim Wightman (1975-76)	LB	219
Dedrick Young II (2014-17)	LB	201

LINEBACKERS MAKE MARK IN SEASON OPENER

Young is the most experienced veteran among a seasoned group of Nebraska linebackers. Against Colorado, Nebraska started Young, a fourth-year senior, in addition to fifth-year senior Luke Gifford and fourth-year juniors Mohamed Barry and Tyrin Ferguson.

- Each of the four linebackers made their presence known against Colorado. The group represented the top four tacklers in the game, all totaling at least nine tackles.
- As a group, the Huskers' four starting linebackers combined for 42 tackles, 2.5 sacks and seven tackles for loss in the opener.
- Gifford made 11 tackles, 1.5 sacks and two tackles for loss. Barry led the team with 12 total tackles, while Young and Ferguson both had a pair of tackles for loss.

STILLE BACK AFTER STRONG FRESHMAN YEAR

Ben Stille flourished as a redshirt freshman in 2017 in his first season as an outside linebacker and defensive end in NU's 3-4 defensive scheme. Stille did not play in the first three games but was a major contributor over the season's final nine games, earning one start against Wisconsin. He totaled 24 tackles on the season and led the Huskers with 10 tackles for loss and 3.5 sacks. This fall, Stille has turned his attention to the defensive end spot.

In the season opener, Stille picked up where he left off in 2017, recording a nine-yard sack in the fourth quarter.

- With his 10 TFLs in 2017, Stille became the first Husker freshman to lead the team in tackles for loss since 1968, the first year the stat was tracked.

• Stille led all Big Ten freshmen and ranked eighth overall in the league in tackles for loss per game (1.06). All 10 of his TFLs came during Nebraska's nine-game Big Ten schedule.

• With his 3.5 sacks, Stille became the first Husker freshman to lead the team in sacks since the stat began being tracked in 1981.

• Stille was named to the Big Ten Network All-Freshman team. He was also named the Big Ten Freshman of the Week after registering four tackles, three TFLs and his first career sack and forced fumble in the Huskers' win at Illinois.

CLEAN SLATE AT QUARTERBACK

Nebraska's roster features four quarterbacks, none of whom had ever taken a snap for the Huskers before last Saturday's game. Among the four quarterbacks, only a pair of transfers - junior Andrew Bunch (Scottsdale CC) and sophomore Noah Vedral (UCF) - had taken a snap at the collegiate level. Vedral is the only quarterback on the roster who has appeared in an FBS game, but he must sit out this fall due to NCAA transfer rules.

- This year marks the first time since 1972 - Bob Devaney's final year - that the Huskers opened a season without a single quarterback who has ever taken a snap at Nebraska. In that 1972 season, Dave Humm emerged as the starter and threw for 2,259 yards, which at the time was both a Nebraska and Big Eight Conference record. Humm was a freshman on the Husker roster in 1971, but freshmen were ineligible at the time per NCAA rules.
- True freshman starter Adrian Martinez missed all of his senior season in 2017 due to injury. Before Saturday he last played in a game on Nov. 25, 2016, for Clovis High School in the semifinals of the Central Section CIF Division I Championships.
- For the third time in four seasons, Scott Frost's offense is being run by a quarterback who had never taken a snap at the FBS level prior to the start of the season. That group includes Adrian Martinez this season, true freshman McKenzie Milton at UCF in 2016 and FCS transfer Vernon Adams Jr. at Oregon in 2015.
- Frost has been an offensive play-caller for three quarterbacks in his career, and each of those quarterbacks have been among the most efficient passers in NCAA history. Heisman Trophy winner Marcus Mariota led the nation in pass efficiency in 2015 with the 11th-best mark in NCAA history. The next year, first-year starter Vernon Adams led the nation in pass efficiency with the 16th-best mark in NCAA history. McKenzie Milton emerged as the starter in the third game of his true freshman season at UCF in 2016 and in his first year as the full-time starter, Milton ranked second nationally in pass efficiency in 2017 with the No. 16 mark in NCAA history.
- Quarterbacks coach Mario Verduzco has guided four quarterbacks to conference newcomer-of-the-year accolades in the past 17 seasons.

FROST IN FIRST SEASON

Scott Frost is in his first season as Nebraska head coach in 2018. Frost is in his third season overall as a head coach, and owns a 19-8 career record as a head coach.

- Frost was the consensus 2017 national coach of the year after leading UCF to a 13-0 season. UCF was the only FBS unbeaten team in 2017.
- In Orlando, Frost led the greatest two-year turnaround in college football history. He inherited an 0-12 team and led the Knights to a bowl game in his first season in 2016. That set the stage for Frost to become the first coach in FBS history to turn a winless team into an undefeated team in just two years.
- Frost brought all nine of his UCF assistant coaches with him to Lincoln. Barrett Ruud also followed Frost to Lincoln after serving as a quality control administrator with the Knights. Ruud was promoted to inside linebackers coach in January, when the NCAA permitted schools to add a 10th assistant coach.
- Before becoming UCF's head coach in 2016, Frost spent seven seasons at Oregon (2009-15) and two years at Northern Iowa (2007-08). Included in those stops were stints as the Ducks' offensive coordinator from 2013 to 2015 and as the Panthers' defensive coordinator in 2008.
- Frost has been a proven winner in his coaching career. In 12 seasons as a full-time assistant or head coach, Frost's teams have posted a 122-26 record, averaging more than 11 wins per season. Frost has been a part of seven conference championship teams in his 11 seasons and has twice coached in the national championship game.
- Frost's teams have been ranked in the top 15 in 10 of his 11 seasons, including eight top-10 final rankings and six top-five final rankings.
- A Nebraska native, Frost is the fifth Husker player to return to Nebraska as head coach. His staff also features former Husker players Greg Austin (2003-06), Ryan Held (1993-96) and Barrett Ruud (2001-04).

FORMER HUSKERS WHO RETURNED TO BE NEBRASKA'S HEAD COACH

NAME	PLAYED	COACHED
Glenn Presnell	1925-27	1942
A.J. Lewandowski	1928-29	1943-44
Bernie Masterson	1931-33	1946-48
Frank Solich	1963-65	1998-2003
Scott Frost	1996-97	2018

FIRST-YEAR RECORD OF RECENT HUSKER HEAD COACHES

NAME	FIRST YEAR	RECORD
Mike Riley	2015	6-7
Bo Pelini	2008	9-4
Bill Callahan	2004	5-6
Frank Solich	1998	9-4
Tom Osborne	1973	9-2-1
Bob Devaney	1962	9-2

COACHING AT THEIR ALMA MATER

COACH	SCHOOL
John Bonamego	Central Michigan
Troy Calhoun	Air Force
Paul Chryst	Wisconsin
Pat Fitzgerald	Northwestern
Scott Frost	Nebraska
Mike Gundy	Oklahoma State
Jim Harbaugh	Michigan
Bryan Harsin	Boise State
Kliff Kingsbury	Texas Tech
Tim Lester	Western Michigan
Matt Luke	Ole Miss
Mike Neu	Ball State
Barry Odom	Missouri
Mark Richt	Miami
Nick Rolovich	Hawaii
Scott Satterfield	Appalachian State
David Shaw	Stanford
Kalani Sitake	BYU
Kirby Smart	Georgia
Jonathan Smith	Oregon State
Jeff Tedford	Fresno State
Matt Wells	Utah State

FROST HAS PLAYED FOR & COACHED WITH THE BEST

Throughout both his playing and coaching career, Scott Frost has had the opportunity to learn from some of the game's best coaches.

- Frost played for three Hall of Fame coaches in his career, and he has coached with Chip Kelly, who has been both the college football coach of the year and the NFL coach of the year.

NATIONAL COACHES OF THE YEAR FROST HAS PLAYED FOR OR COACHED WITH

- Bill Belichick, New York Jets
- Chip Kelly, Oregon Ducks
- Bill Parcells, New York Jets
- Tom Osborne, Nebraska Cornhuskers
- Mike Tomlin, Tampa Bay Buccaneers
- Bill Walsh, Stanford Cardinal

STAFF HAS FAMILIAR, FRESH FACES

All 11 members of Nebraska's 2018 coaching staff are in their first season with the Huskers. None of the 11 had ever been a full-time coach at Nebraska before, but the staff still has plenty of Husker ties.

Head Coach Scott Frost played for Nebraska from 1995 to 1997 and served as a graduate assistant coach during the Huskers' preparations for the 2002 Independence Bowl. Running backs coach Ryan Held also played for Nebraska (1993-96) and was an undergraduate coach on Nebraska's 1997 national championship team. Barrett Ruud (2001-04) and Greg Austin (2003-06) are also former Huskers, although neither had ever coached at Nebraska prior to this season.

The fresh faces on staff are seven assistants who are Nebraska newcomers: defensive coordinator Erik Chinander, offensive coordinator Troy Walters, special teams coordinator and outside linebackers coach Jovan Dewitt, tight ends coach Sean Beckton, defensive line coach Mike Dawson, defensive backs coach Travis Fisher and quarterbacks coach Mario Verduzco.

HUSKER HIGHLIGHTS

1

Nebraska football is the only team in any sport in NCAA history to boast 100 athletic All-Americans and 100 academic All-Americans.

3

Three Huskers have won the Heisman Trophy, all since 1972. Johnny Rodgers won in 1972, Mike Rozier in 1983 and Eric Crouch in 2001.

4

Nebraska ranks fourth in NCAA history with 893 all-time victories. The Huskers are one of only 10 teams with 800 all-time wins.

5

Nebraska has won five national titles: 1970, 1971, 1994, 1995 and 1997. The Huskers have won the second-most national titles of any school in the country since 1970.

9

Nebraska ranks ninth nationally with a total of 24 former players and coaches (18 players, six coaches) who have been enshrined in the College Football Hall of Fame.

25

Nebraska leads the nation with a former Husker on a Super Bowl roster for 25 consecutive years.

46

The Huskers have won 46 conference titles in program history, the most in NCAA history. This includes 33 perfect conference seasons and 27 unbeaten seasons.

53

Nebraska ranks third in NCAA history with 53 all-time bowl appearances. The Huskers are one of only five teams to appear in 50 bowl games.

56

Nebraska has had at least one player selected in each of the past 56 NFL Drafts. Only four schools have a longer NFL Draft streak.

108

Nebraska football has totaled 108 CoSIDA Academic All-Americans, the most of any team in any sport in NCAA history.

333

Across all sports, the University of Nebraska has totaled a nation-leading 333 CoSIDA Academic All-Americans, 75 more than any other school.

363

Memorial Stadium has been sold out for an NCAA-record 363 consecutive games dating back to Nov. 3, 1962 (includes Troy game)

CHARTING THE HUSKERS

ALL-TIME WINS

RK.	SCHOOL	WINS
1.	Michigan	944
2.	Ohio State	900
3.	Texas	899
4.	NEBRASKA	893
	Alabama	893

CONFERENCE TITLES

RK.	SCHOOL	TITLES
1.	NEBRASKA	46
	Oklahoma	46
3.	Michigan	42

AP NATIONAL TITLES

RK.	SCHOOL	TITLES
1.	Alabama	11
2.	Notre Dame	8
3.	Oklahoma	7
4.	Miami	5
	Ohio State	5
	USC	5
7.	NEBRASKA	4

COACHES POLL NATIONAL TITLES

RK.	SCHOOL	TITLES
1.	Alabama	10
2.	Oklahoma	6
3.	USC	5
4.	NEBRASKA	4

NATIONAL TITLES SINCE 1970

RK.	SCHOOL	TITLES
1.	Alabama	11
2.	NEBRASKA	5
	Miami	5

ALL-TIME BOWL APPEARANCES

RK.	SCHOOL	BOWLS
1.	Alabama	63
2.	Texas	54
3.	NEBRASKA	53

HEISMAN TROPHY WINNERS

RK.	SCHOOL	WINNERS
1.	Notre Dame	7
	Ohio State	7
3.	Oklahoma	6
	USC	6
5.	NEBRASKA	3

NFL DRAFT PICKS

RK.	SCHOOL	PICKS
1.	USC	506
2.	Notre Dame	499
3.	Ohio State	444
4.	Oklahoma	385
5.	Michigan	364
6.	NEBRASKA	359

Although all 11 members of the staff will be coaching in the Big Ten for the first time this fall, the staff boasts plenty of big-time experience. The staff owns a collective 25 years of coaching experience at nine different Power Five programs. Austin, Chinander and Dawson also spent a combined five seasons coaching in the National Football League.

FORMER HUSKERS ON 2018 STAFF

- Scott Frost, Head Coach (1995-97)
- Greg Austin, Assistant Coach (2003-06)
- Ryan Held, Assistant Coach (1993-96)
- Barrett Ruud, Assistant Coach (2001-04)

STAFF FEATURES TOP COACHES

Nebraska Head Coach Scott Frost, the 2017 conference, regional and national coach of the year, brought a top-notch staff with him from Orlando to Lincoln as each of his assistant coaches and his head strength coach followed Frost to Nebraska.

- Frost was the consensus choice for the 2017 national coach of the year, after he led UCF to a 13-0 record as the nation's only undefeated team. Frost was named the 2017 national coach of the year by eight different organizations.
- Frost, Alabama's Nick Saban and Wisconsin's Paul Chryst are the only coaches to be a semifinalist for the George Munger Coach-of-the-Year Award in both 2016 and 2017.
- Defensive coordinator Erik Chinander was one of 40 nominees for the 2016 Broyles Award, when he helped UCF rank in the top 10 nationally in four defensive categories.
- Offensive coordinator Troy Walters was one of five finalists for the 2017 Broyles Award after helping UCF lead the nation in scoring and rank fifth in total offense.
- Zach Duval was named the 2017 National Strength & Conditioning Coach of the Year.

STAFF AIMS FOR ANOTHER OFFENSIVE TURNAROUND

Nebraska aims for an improved offense in Scott Frost's first season, after Frost and his staff orchestrated the greatest two-year offensive turnaround in NCAA history at Central Florida.

- The game one results at Nebraska shows things are pointed in the right direction. Nebraska rolled up 565 total yards, the best by a Husker team in 35 games.
- In two seasons in Orlando, Frost and his offensive staff helped UCF improve by an average of more than 27 points per game and by more than 270 yards of total offense per game.
- The staff inherited a UCF offense that ranked 125th nationally in scoring and 127th in total offense in 2015. Two years later, the Knights led the nation in scoring and ranked fifth in total offense.

• In 2017, Nebraska ranked 84th nationally in scoring while UCF led the nation. The Knights' averaged more than 48 points per game, while the Huskers' season high was 44 at Penn State.

• Nebraska ranked 87th nationally in total offense in 2017, while UCF was fifth. The Knights averaged 530.5 yards per game, while the Huskers' high mark of the season was 471 yards at Purdue, a mark NU eclipsed in week one.

UCF'S OFFENSIVE IMPROVEMENT

YEAR	PPG	RANK	YPG	RANK
2015*	13.9	125th	268.4	127th
2017	48.2	1st	530.5	5th
TOTAL	+34.3	+124	+262.1	+122

*inherited offense

• Frost has a history of producing top offenses. In nine seasons as an offensive assistant, offensive coordinator or play-calling head coach, Frost has been a part of eight units that ranked in the top 10 nationally in scoring and seven that ranked in the top 10 in total offense.

NATIONAL RANKINGS IN FROST'S

9 SEASONS AS AN OFFENSIVE COACH

YEAR	SCHOOL	TOTAL	SCORING
2009	Oregon	33rd	8th
2010	Oregon	1st	1st
2011	Oregon	4th	3rd
2012	Oregon	5th	2nd
2013*	Oregon	2nd	4th
2014*	Oregon	3rd	4th
2015*	Oregon	5th	5th
2016*	UCF	113th	66th
2017*	UCF	5th	1st

*offensive play-caller

STAFF ALSO SEEKS ANOTHER DEFENSIVE TURNAROUND

Nebraska's defense struggled in 2017, but hope that the Blackshirts can show dramatic improvement lies in the immediate turnaround Erik Chinander and his fellow defensive assistants orchestrated at UCF in 2016.

- Against Colorado, Nebraska recorded seven sacks, half of last season's team total of 14. The Huskers held the Buffs to 44 rushing yards, bettering the season opponent low of 2017.
- Chinander and his defensive staff inherited a UCF defense that ranked 113th in total defense in 2015 and 117th in scoring offense. The staff inherited a unit that had allowed 464.1 yards per game and 37.7 points per game.
- Those totals are similar to what Chinander and company inherited at Nebraska, as the Huskers ranked 100th in total defense (463.2 ypg) and 115th in scoring defense (36.4 ypg).
- In his first season at UCF, Chinander earned a nomination for the prestigious Broyles Award - presented annually to the nation's top assistant coach - after helping the Knights allow nearly two fewer touchdowns per game and 94 fewer yards per game.

363

Consecutive Sellouts

108

Academic All-Americans

50

9-Win Seasons

46

Conference Titles

NEBRASKA FOOTBALL NCAA RECORDS

UCF'S DEFENSIVE IMPROVEMENT

YEAR	PPG	RANK	YPG	RANK
2015*	37.7	117th	464.1	113th
2016	24.6	42nd	370.3	39th
TOTAL	-13.1	+75	-93.8	+74

*inherited defense

HUSKERS SEEK MORE TURNOVERS

Nebraska's defensive staff was known for producing takeaways the past two seasons at UCF. Nebraska hopes increased takeaways can help the Huskers win the turnover battle that has proven key to success the past decade.

- UCF forced 58 takeaways the past two seasons, a total that ranked third nationally. The Knights ranked in the top 20 nationally in takeaways in each of the staff's two seasons in Orlando, while the Huskers last ranked in the top 20 nationally in takeaways in 2003.
- Nebraska was 115th nationally in takeaways in 2017, forcing just 12 turnovers. By comparison, UCF was second nationally with 32 takeaways.
- Led by the takeaways, UCF finished with a positive turnover margin in both 2016 and 2017. In contrast, Nebraska has posted a positive turnover margin just twice in the past nine seasons, winning nine games in each of those years.
- Nebraska has won 20 of its last 21 games when winning the turnover battle. The Huskers were -3 in the season opener with Colorado in a five-point loss.

RUSHING BATTLE OFTEN HOLDS THE KEY TO SUCCESS

The ability to win the running game battle has been key to victory for the Huskers, and Nebraska will make a strong running game a focus again this fall. Nebraska dominated the running game in the opener against Colorado, out-rushing the Buffs 329-44. Nebraska's loss was a rarity when dominating the line of scrimmage.

- Nebraska had won 15 consecutive games when holding an advantage in rushing yards prior to Saturday's loss.
- Scott Frost is 11-2 in his coaching career when his team out-rushes the opponent. The lone losses were Saturday vs. Colorado and UCF's game at Michigan in 2016.
- Stopping the run also keyed Nebraska victories. Nebraska has won 28 of its last 30 games when holding the opponent to fewer than 100 yards rushing, dating back to 2009.
- Frost and staff are 6-2 over the past three seasons when holding the opponent to under 100 rushing yards.

FIRST-TIME STARTERS/FRESHMEN

Nebraska had six players make their first Nebraska career starts on Saturday against Colorado, including three on offense, two on defense and one specialist.

FIRST-TIME NEBRASKA STARTERS

- Adrian Martinez, Freshman, QB
- Greg Bell, Junior, RB
- Mike Williams, Junior, WR
- Tyrin Ferguson, Junior, LB
- Tre Neal, Senior (Grad), S
- Barret Pickering, Freshman, PK

Martinez and Pickering were two of five true freshmen to see action on Saturday. The other three rookies to make their NU debut on Saturday were running back Maurice Washington, linebacker Caleb Tannor and cornerback Cam Taylor.

YOUTH DOMINATES NU ROSTER

Nebraska's 135-player roster features 50 newcomers who were not on last year's roster, including 38 true freshmen and 12 transfers (6 junior college transfers, 4 FBS transfers and 2 FCS transfers).

- Nearly two-thirds of the squad is comprised of underclassmen, as 89 of the Huskers' 135 players are either freshmen or sophomores.
- Of the 25 players on the offensive depth chart, 16 are underclassmen and seven are newcomers.
- Of the 27 players on the defensive depth chart, 11 are underclassmen and six are newcomers.

UNDERCLASSMEN BY POSITION GROUP

POSITION	FR. & SO.	TOTAL	PCT.
Tight End	7	7	100%
Quarterback	4	4	100%
Wide Receiver	15	20	75%
Offensive Line	12	17	71%
Linebacker	15	22	68%
Defensive Back	17	25	68%
Defensive Line	10	19	53%
Running Back	5	12	42%

WALK-ONS EARN SCHOLARSHIPS

Nebraska Head Coach Scott Frost placed three former walk-ons on scholarship for 2018.

2018 WALK-ONS EARNING SCHOLARSHIPS

- Wyatt Mazour, Jr., RB
- Bryan Reimers, Sr., WR
- Jacob Weinmaster, Jr., ILB

NU TO FACE TOUGH SCHEDULE

Nebraska will face one of the nation's toughest schedules in 2018. The Huskers' 2018 opponents combined for a 91-51 record in 2017, following cancellation of Akron game.

- NU plays five games against opponents who won at least 10 games in 2017, the second-highest total nationally.
- The Huskers play eight games against teams that made a bowl game in 2017, the second-highest total nationally.

CHARTING THE HUSKERS

CONSECUTIVE HOME SELLOUTS

RK.	SCHOOL	SELLOUTS
1.	NEBRASKA	363
2.	Notre Dame	264

WINS THE LAST 50 SEASONS

RK.	SCHOOL	WINS
1.	NEBRASKA	468
2.	Oklahoma	457
3.	Ohio State	455

WINS THE LAST 40 SEASONS

RK.	SCHOOL	WINS
1.	NEBRASKA	371
2.	Florida State	367
	Ohio State	367

WINS THE LAST 30 SEASONS

RK.	SCHOOL	WINS
1.	Ohio State	282
2.	Florida State	278
3.	Florida	270
4.	NEBRASKA	268

9-WIN SEASONS

RK.	SCHOOL	SEASONS
1.	NEBRASKA	50
2.	Alabama	48
3.	Oklahoma	45

10-WIN SEASONS

RK.	SCHOOL	SEASONS
1.	Oklahoma	38
2.	Alabama	37
3.	Michigan	28
4.	NEBRASKA	27

WEEKS RANKED IN AP POLL

RK.	SCHOOL	WEEKS
1.	Ohio State	888
2.	Michigan	835
3.	Oklahoma	816
4.	Notre Dame	785
5.	Alabama	777
6.	USC	767
7.	NEBRASKA	728

WEEKS RANKED NO. 1 IN AP POLL

RK.	SCHOOL	WEEKS
1.	Alabama	106
2.	Ohio State	105
3.	Oklahoma	101
4.	Notre Dame	98
5.	USC	91
6.	Florida State	72
7.	NEBRASKA	70

WEEKS IN THE AP POLL TOP 10

RK.	SCHOOL	WEEKS
1.	Ohio State	610
2.	Oklahoma	575
3.	Alabama	537
4.	Notre Dame	535
5.	NEBRASKA	518

3rd

Bowl Games

4th

All-Time Victories

4th

Coaches Poll National Titles

7th

AP Poll National Titles

NEBRASKA FOOTBALL IN NCAA HISTORY

HOME OF THE HUSKERS



Memorial Stadium's history dates back more than 90 years. In the fall of 1922, a drive for \$430,000 in stadium construction funds was undertaken by faculty, students, alumni and friends of the University.

The stadium was named Memorial Stadium to honor all Nebraskans who served in the Civil and Spanish-American Wars; the 751 Nebraskans who died in World War I; the 3,839 in World War II; the 225 in Korea; the 422 in Vietnam; and those in Iraq.

Construction was completed in a few more than 90 working days and Memorial Stadium was dedicated on Oct. 20, 1923, at the Homecoming game in which Nebraska was held to a scoreless tie by Kansas.

The field at Memorial Stadium was named Tom Osborne Field - after the Huskers' legendary Hall-of-Fame coach - in 1998, one year after Osborne's retirement following 25 years and 255 victories as head coach.

TOP 10 HOME CROWDS

RK.	DATE	OPPONENT	ATT.
1.	Sept. 20, 2014	Miami	91,585
2.	Sept. 14, 2013	UCLA	91,471
3.	Aug. 30, 2014	Fla. Atlantic	91,441
4.	Nov. 29, 2013	Iowa	91,260
5.	Sept. 27, 2014	Illinois	91,225
6.	Nov. 22, 2014	Minnesota	91,186
7.	Aug. 31, 2013	Wyoming	91,185
8.	Nov. 2, 2013	Northwestern	91,140
9.	Nov. 1, 2014	Purdue	91,107
10.	Oct. 25, 2014	Rutgers	91,088

TOP 5 SEASON ATTENDANCE

RK.	YEAR	GAMES	TOTAL	AVG.
1.	2014	7	638,744	91,249
2.	2013	8	727,466	90,933
3.	2016	7	631,402	90,200
4.	2015	7	629,986	89,998
5.	2017	7	628,583	89,798

LONGEST HOME WIN STREAKS

RK.	BEGAN	ENDED	WINS
1.	Oct. 19, 1991	Oct. 31, 1998	47
2.	Sept. 28, 1901	Oct. 20, 1906	33
3.	Nov. 27, 1998	Nov. 2, 2002	26
4.	Sept. 27, 1969	Nov. 23, 1972	23
5.	Oct. 3, 1981	Nov. 17, 1984	21

Note: All streaks at Memorial Stadium, except for the 33-game home winning streak from 1901 to 1906.

- Nebraska plays a nation-leading seven games against teams that won a bowl game in 2017.
- The Huskers will play four games against teams ranked in the top 14 of the 2018 Associated Press preseason poll, with three of those four games on the road.
- The Huskers face one of the nation's toughest road schedules in 2018. NU faces preseason No. 4 Wisconsin, No. 5 Ohio State and No. 14 Michigan on the road and each of NU's five road opponents won at least eight games in 2017 while combining for a 51-16 record.
- Three of the Huskers' five road opponents were ranked in the top 20 of the final 2017 AP poll (Ohio State, Wisconsin, Northwestern), while Iowa received votes in the final poll and Michigan spent 11 weeks ranked during the 2017 season, including six weeks in the top 10.

MOST GAMES VS. 2017 10-WIN TEAMS

TEAM	GAMES
Michigan	6
Nebraska	5
Rutgers	5

MOST GAMES VS. 2017 BOWL WINNERS

TEAM	GAMES
Nebraska	7
Minnesota	7
Oklahoma	7

NFL STARS HIGHLIGHT 2018 NEBRASKA FOOTBALL HALL OF FAME CLASS

Long-time NFL standouts Mike Rucker, Kyle Larson and Danny Woodhead headline a list of six players, including four Huskers, who will be inducted into the Nebraska Football Hall of Fame in 2018.

This year's class will celebrate together with an induction dinner on Friday evening. The class will be introduced prior to Nebraska's football game with Troy on Saturday.

- Rucker was a major contributor on Nebraska's 1995 and 1997 national championship teams, went on to an All-Pro selection in his nine-year career as a starter at defensive end with the Carolina Panthers. Rucker recorded 17 sacks and 40 tackles for loss during his Nebraska career.
- Larson, one of the top punters in Nebraska football history, claimed first-team All-America honors for the Big Red as a senior in 2003. A three-time All-Big 12 selection, Larson was one of three finalists for the Ray Guy Award in 2003. Larson went on to a five-year career as an NFL starter with the Cincinnati Bengals.
- Joining Rucker and Larson in the group of four Husker Hall of Famers, are offensive linemen Dan Schmidt and Bob Sledge. Schmidt was an honorable-mention All-American and an All-Big Eight pick at left guard for the Huskers as a senior in 1975. Sledge was a first-team All-Big Eight choice as an offensive tackle for the Huskers in 1988, when he helped NU to an NCAA rushing title and a conference title.

- Chadron State greets Danny Woodhead and Casey Beran add an impressive state college presence to the 2018 induction class. Woodhead was a two-time winner of the Harlon Hill Trophy (2006, 2007) as the nation's top player in NCAA Division II and a two-time first-team CoSIDA Academic All-American during his career at Chadron State. He went on to a nine-year NFL career as a running back with the Jets, Patriots, Chargers and Ravens. Beran was the first Chadron State Eagle in history to earn both All-America and CoSIDA Academic All-America honors in the same season. He also joins Woodhead as one of just three Eagles in history to be named the Omaha World-Herald's Nebraska State College Athlete of the Year.

SEVEN INDUCTED INTO NEBRASKA ATHLETICS HALL

Hall of Fame head coaches Bob Devaney and Tom Osborne headlined the fourth class of the Nebraska Athletics Hall of Fame. The class was honored last weekend and recognized at the Nebraska-Colorado game.

2018 NEBRASKA ATHLETICS HALL OF FAME INDUCTEES

- Darin Erstad, BSB/FB (1993-95/1994)
- Peaches James, SB (2001-04)
- Sarah Pavan, VB (2004-07)
- Mike Rozier, FB (1981-83)
- Tom Schlesinger, MGYM (1985-88)
- Bob Devaney, Head Coach (1962-72), Athletic Director (1967-92)
- Tom Osborne, Head Coach (1973-97), Athletic Director (2007-12)

Devaney and Osborne were the first coaches enshrined in the Nebraska Athletic Hall of Fame. Devaney guided Nebraska to a 101-20-2 record over 11 seasons from 1962 to 1972 and won eight Big Eight titles and the first two national championships - in any sport - in school history (1970 and 1971). Osborne served on Devaney's staff each year before taking over as head coach. He won 14 conference titles and three national championships in his 25 seasons (1973-97), guiding Nebraska to a 255-49-3 record. Devaney and Osborne were just the third coaching duo to post back-to-back 100-win careers at the same institution and the first to do so in 22 years after Osborne recorded his 100th victory in 1983.

The 1983 Heisman Trophy winner, Rozier was the other football honoree. He was the second player in NCAA history to rush for 2,000 yards in a season when he ran for 2,148 yards in 1983 en route to winning the Heisman Trophy.

NU AMONG ATTENDANCE LEADERS

Nebraska averaged 89,798 fans for seven home games in 2017 to rank 10th nationally in average attendance. Nebraska has ranked in the top 11 nationally in attendance each of the past five seasons. The Huskers ranked 10th in 2016 (90,200), 11th in 2015 (89,998); 10th in 2014 (91,249, a school record) and ninth in 2013 (90,933).

- The Huskers have ranked in the top 15 nationally in attendance every season since 2006 and in the top 20 every year since at least 2000.

NCAA-RECORD SELLOUT STREAK CONTINUES

One of the most remarkable streaks in college sports continued in 2017. Nebraska has sold out every game at Memorial Stadium since Nov. 3, 1962, an NCAA-record streak of 363 consecutive sellouts, 99 more than second-place Notre Dame. NU is 305-57 (.843) during the streak and overall attendance during the streak is more than 27 million fans.

LONGEST SELLOUT STREAKS IN NCAA HISTORY

RK.	SCHOOL	TOTAL
1.	Nebraska	363
2.	Notre Dame	264

HUSKERS OWN IMPRESSIVE HOME-FIELD ADVANTAGE

Nebraska has rewarded the loyalty of its fans with great success at Memorial Stadium.

- Nebraska has won at least six home games in 24 of the past 31 seasons. NU is 171-34 (.834) at home since 1989.
- The Huskers were 7-0 at home in 2016, marking the Huskers' first perfect home season since 2012, and just the second since 2001.
- NU is 18-11 in Big Ten home games since joining the league in 2011.
- Since 1970, Nebraska has had three home winning streaks of 20 or more games and has posted 41 unbeaten and untied home seasons.
- The Huskers are 540-153-20 all-time in Lincoln (.771, 713 games, 129 years), and 415-130-13 (.755, 557 games, 95 years) in Memorial Stadium (since 1923).

NEBRASKA AMONG TOP ALL-TIME PROGRAMS

Nebraska is in its 129th season and boasts an 893-381-40 all-time record in 1,314 games (.695). Nebraska is one of 10 programs with 800 all-time victories, ranking fourth with 893 wins.

- Nebraska will look to join the 900-win club this fall. Entering the 2018 season, Michigan (943) was the only program with 900 wins. Ohio State (900) has joined the group, with Texas (899) just one win short of the milestone.
- Since 1970, Nebraska owns a 459-139-5 record, for a .765 winning percentage in 603 games
- Nebraska is the nation's wins leader over the last 40 and 50 years.
- Nebraska has 24 10-win seasons since 1970. Overall, the Huskers have won at least 10 games in a season 27 times, including 12 seasons with 11 or more wins, seven seasons with 12 or more wins and three 13-win seasons (1971, 1994, 1997).
- NU posted its nation-leading 50th all-time nine-win season in 2016. Forty-two of those nine-win seasons have come since 1970 and 48 since 1962, 15 more than any other school.
- NU was the first team in NCAA history to win 100 games in consecutive decades, leading the nation with 103 wins in the 1980s and ranking second with 108 wins in the 1990s.

HUSKERS RANK 4TH & 7TH ALL-TIME IN NATIONAL TITLES

Nebraska has won a total of five national titles in 1970, 1971, 1994, 1995 and 1997. In 1971, 1995 and 1997, the Huskers were crowned national champions in both the Associated Press and coaches' polls. In 1970, Nebraska was awarded the AP national title, but was No. 3 in the coaches poll behind No. 1 Texas and No. 2 Ohio State, both of whom lost their bowl games (the coaches' poll was voted on before bowl games). In 1997, undefeated Nebraska was voted No. 1 in the coaches' poll, while undefeated Michigan was No. 1 in the AP poll.

- In the coaches' poll (since 1950), Nebraska is tied with Miami and Texas for fourth with four national titles, behind Alabama (10), Oklahoma (6) and USC (5).
- In the AP poll (since 1936), Nebraska is tied with Minnesota for seventh with four national titles, trailing Alabama (11), Notre Dame (8), Oklahoma (7), Miami (5), Ohio State (5) and USC (5).

NU LEADS IN CONFERENCE CROWNS

Nebraska has won a nation-leading 46 football conference championships in school history. The Huskers won 13 conference titles under Tom Osborne and eight under Bob Devaney.

- The Huskers have won titles in five different conferences, including: the Western Inter-State University Foot Ball Association (3 titles); the Missouri Valley (12 titles); the Big 6 (9 titles); the Big Eight (20 titles); and the Big 12 (2 titles).
- Nebraska's 46 conference titles are tied with Oklahoma for the most in NCAA history. Nebraska, Oklahoma and Michigan (42) are the only programs in NCAA history to win at least 40 conference championships.

NEBRASKA ALSO EXCELS IN THE CLASSROOM

Nebraska's rich tradition is not limited to the field, as the Huskers have been outstanding in the classroom as well.

- Nebraska owns the NCAA record with 333 CoSIDA Academic All-Americans across all sports.
- Nebraska football has produced 108 academic All-Americans, the most of any single team in NCAA history.
- Nebraska also owns the NCAA record with 17 Top 10 Award Winners, which is considered the "Heisman Trophy" of academics.
- Nebraska football has produced nine Top 10 Award winners, the most of any single team in NCAA history.

NEBRASKA UNDER FROST

Overall	0-1
vs. AP Ranked Teams	0-0
vs. AP Top 10 Teams	0-0
vs. Unranked Teams	0-1
vs. Big Ten Teams	0-0
Home	0-1
Road	0-0
Neutral	0-0
In August	0-0
In September	0-1
In October	0-0
In November	0-0
In December	0-0
In January	0-0
When Rushing for 200 or more yards	0-1
When Rushing for 300 or more yards	0-1
When Passing for 200 or more yards	0-1
When Passing for 300 or more yards	0-0
When NU player rushes for 100 yards	0-1
When NU has two 100-yard rushers	0-1
When NU player has 100 yards receiving	0-0
When Opponent has 100 Yd. Rusher	0-0
When Scoring 35 or More Points	0-0
When Holding Opponent to 10 Pts. or less... ..	0-0
When forcing three or more turnovers	0-0
When winning turnover margin	0-0
When Nebraska scores first	0-0
When Nebraska leads at halftime	0-1
When Nebraska trails at halftime	0-0
When Nebraska is tied at halftime	0-0
Games decided by 11 points or more	0-0
Games decided by 10 or less	0-1
Games decided by 7 or less	0-1
Games decided by 3 or less	0-0
Overtime games	0-0

HISTORY

Season of Football.....	129th
All-Time Games Played	1,314
All-Time Record.....	893-381-40 (.695)
National Ranking in All-Time Wins	4th
All-Time Bowl Appearances	53
National Ranking in Bowl Appearances	3rd
All-Time Bowl Record.....	26-27

CHAMPIONSHIPS

National Championships	5
Back-to-Back National Championships	2
Undefeated Seasons	11
Perfect Seasons	9
Conference Championships.....	46

RECORD BREAKDOWN

Home Games	540-153-20 (.771)
Memorial Stadium	415-130-13 (.755)
Record in August.....	13-0-0 (1.000)
Record in September	177-44-6 (.793)
Record in October.....	361-142-19 (.710)
Record in November	305-160-15 (.651)
Record in December	22-14-0 (.611)
Record in January.....	14-21-0 (.400)
Record in February	1-0-0 (1.000)
In Overtime.....	8-4
At Night.....	97-41-3
When Scoring 35+ Points.....	365-9
When Allowing 10 Points or Less	252-7-1
vs. Big Ten Teams	115-92-10
• In Big Ten Play (since 2011).....	34-24
• Home	18-10
• Away.....	16-13
• Neutral	0-1
vs. Ranked Teams	104-128-3
• Home	50-40-0
• Away.....	29-64-3
• Neutral	25-24-0
• as No. 1 Team	46-7-1

STREAKS

Consecutive Games Scoring a Point	284
Consecutive Home Games Scoring a Point...	328
Consecutive Home Sellouts (includes Troy). 363	
Record in Sellout Streak	305-57
• vs. Ranked Teams.....	45-29

INDIVIDUAL HONORS

College Football Hall of Fame Players	18
College Football Hall of Fame Coaches.....	6
First-Team All-Americans	110
CoSIDA Academic All-Americans*	108
NCAA Top Ten Award Winners*	9
Heisman Trophy Winners	3
Walter Camp Award Winners	3
Maxwell Trophy Winners.....	1
Outland Trophy Winners*.....	9
Lombardi Trophy Winners.....	5
Butkus Award Winners.....	1
Johnny Unitas Golden Arm Award Winners..	1
Davey O'Brien Award Winners	1
Rimington Award Winners.....	1
Bednarik Award Winners	1
Nagurski Trophy Winners	1
Retired Jerseys	25
All-Conference Selections	519

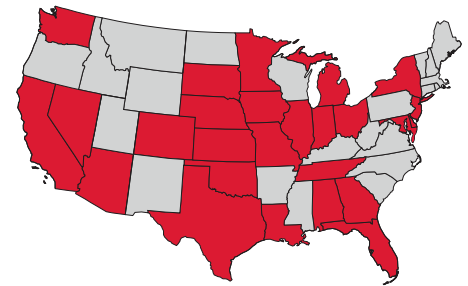
*Total leads the nation

SCHEDULE NOTES

- Nebraska's 2018 opponents combined for a 91-51 record in 2017.
- The Huskers will play five games against opponents who won at least 10 games in 2017, the second-most nationally.
- Nebraska will play nine games against 2017 bowl teams, the second-most nationally. NU is the only Big Ten team who will play nine games against 2017 bowl teams.
- NU will play a nation-leading seven games against teams that won a bowl game in 2017.
- Nebraska will face four teams who finished the 2017 season ranked in the top 20 of the Associated Press poll (at No. 5 Ohio State, at No. 7 Wisconsin, No. 15 Michigan State and at No. 17 Northwestern).
- Each of Nebraska's five road opponents won at least eight games in 2017 while combining for a 51-16 record.
- Three of the Huskers' five road opponents were ranked in the top 20 of the final 2017 AP poll (Ohio State, Wisconsin, Northwestern), while Iowa received votes in the final poll and Michigan spent 11 weeks ranked during the 2017 season, including six weeks in the top 10.

COACHING STAFF NOTES

- Head Coach **Scott Frost** is in his third season as a head coach in 2018. Frost is one of four former Husker players to return to the Nebraska sideline as head coach, and he is one of 26 FBS head coaches coaching at his alma mater.
- Nebraska's staff also includes former Huskers Greg Austin (2003-06), Ryan Held (1993-96) and Barrett Ruud (2001-04).
- Scott Frost and all 10 of his assistant coaches are in their third season working together, after Frost's entire staff followed him from UCF to Nebraska.
- The Huskers' staff teamed up to produce the greatest two-year turnaround in college football history at Central Florida. The staff inherited an 0-12 Knight team and led UCF to a 13-0 season in 2017, when the Knights were the nation's only undefeated team.
- Frost is one of only four FBS head coaches who won a national title as a player. Both Frost (1995 & 1997) and Ryan Held (1994 & 1995) were two-time national champions at Nebraska.
- Scott Frost was the consensus choice as the 2017 national coach of the year, while offensive coordinator Troy Walters was a finalist for the Broyles Award last season. Defensive coordinator Erik Chinander was a nominee for the 2016 Broyles Award.
- Troy Walters, the all-time leading receiver in Pac-12 history, was the 1999 Biletnikoff Award winner as the nation's top receiver. He is the only Biletnikoff Award winner currently coaching in college football.



ROSTER NOTES

- Nebraska's roster features 135 players hailing from 27 different states.
- The roster features 58 homegrown Huskers and is unofficially the largest roster of any non-service academy in the country.
- Behind Nebraska, the states most represented are: Florida (10), California (7), Texas (6) and Colorado, Georgia, Kansas and Missouri (5).
- Nebraska's 135-player roster is believed to be the third-largest roster in the country behind Army and Navy.
- The roster features 50 newcomers, including 38 true freshmen and 12 transfers (6 junior college transfers, 4 FBS transfers and 2 FCS transfers).
- Nearly two-thirds of the Huskers' 2018 roster are underclassmen, as 89 of Nebraska's 135 players are either freshmen or sophomores.

ACADEMIC NOTES

- Nebraska has always placed an emphasis on academic success, as the Husker football program has produced more CoSIDA Academic All-Americans than any other sport in NCAA history. With that emphasis, it has become a trend in recent years for many NU football players to earn their degree before playing in their final game.
- A total of nine Huskers are playing the 2018 season as graduates. Nebraska's total of nine graduates rank 25th in the FBS, 16th among Power Five program and fifth among Big Ten schools.
- The following nine Huskers are playing the 2018 season as college graduates:
 - » Freedom Akinmoladun, DL
 - » Tanner Farmer, OL
 - » Jerald Foster, OL
 - » Luke Gifford, OLB
 - » Tre Neal, DB*
 - » Peyton Newell, DL
 - » Mick Stoltenberg, DL
 - » Vaha Vainuku, DL*
 - » Mikale Wilbon, RB

*graduate transfer
- An additional seven Huskers are on track to earn their degrees in December. If that happens, 15 members of Nebraska's 19-player senior class will have earned their degrees by the end of the calendar year.

SCOUTING THE TROY TROJANS (1-1)

TROY TROJANS (1-1)




HEAD COACH
NEAL BROWN

- 26-14 (at Troy)
- 26-14 (Career Record)
- 0-0 vs. Nebraska

2018 SCHEDULE

Sept. 1	No. 22 Boise State (L, 20-56)
Sept. 8	Florida A&M (W, 59-7)
Sept. 15	at Nebraska
Sept. 22	at ULM
Sept. 29	Coastal Carolina
Oct. 4	Georgia State
Oct. 13	at Liberty
Oct. 23	at South Alabama
Nov. 3	Louisiana
Nov. 10	at Georgia Southern
Nov. 17	Texas State
Nov. 24	at Appalachian State

Troy comes to Lincoln with a 1-1 record. The Trojans fell in the season opener to No. 22 Boise State by a score of 56-20, but most recently defeated Florida A&M, 59-7 last Saturday. Troy had nearly 300 rushing yards and forced four turnovers in the game against Florida A&M.



On offense, sophomore running back Jabir Daughtry-Frye has rushed for 112 yards in two games and is averaging eight yards a carry. Senior Deondre Douglas leads the receivers with 128 yards and two touchdowns this season. Junior quarterback Kaleb Barker is 34-for-52 for 351 yards. He has five touchdown passes and one interception.

On the other side of the ball, sophomore inside linebacker Justin Whisenhunt and junior safety Melvin Tyus lead the defense with 11 and eight tackles, respectively. As a unit, the Trojan defense has racked up four sacks, two interceptions and three fumbles.

NEBRASKA VS. TROY SERIES HISTORY

Nebraska and Troy have met four times prior to today - all in the early and mid 2000s. The Huskers have won all four meetings by a combined score of 159-30, which includes a pair of shutouts in 2003 and 2006. In the most recent meeting, the NU offense generated nearly 600 yards of total offense and the Blackshirts shutout the Trojans in a 56-0 victory. Marlon Lucky had 10 carries for 156 yards and three touchdowns, while Zac Taylor completed 14-of-17 passes for 268 yards and one touchdown.

ABOUT TROY FOOTBALL

The Troy football program had its inaugural season in 1909. Troy was a member of the NAIA before moving to NCAA Division II. In 1987, the Trojans won the NCAA Division II National Championship. The Trojans moved to Division I-AA (now FCS), before moving to Division I-A, now FBS, in 2001. A member of the Sun Belt Conference since 2004, Troy has claimed 21 conference titles in program history, including six in its current Conference.

- **First Season:** 1909
- **Conference Titles:** 21
- **National Titles:** 0
- **All-Time Record:** 530-402-28
- **Bowl Record:** 4-3
- **Stadium:** Veterans Memorial

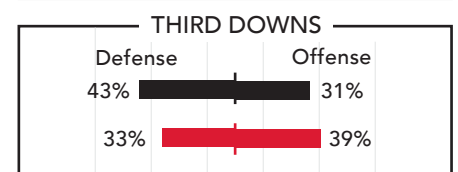
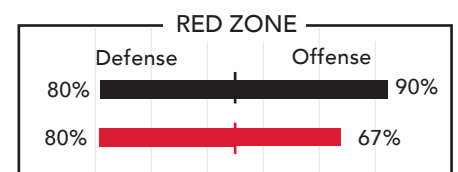
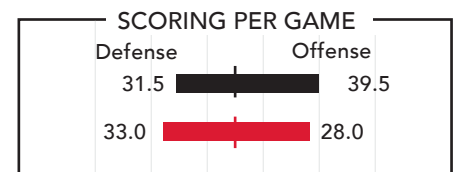
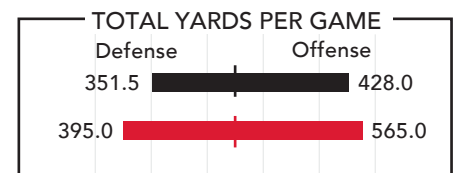
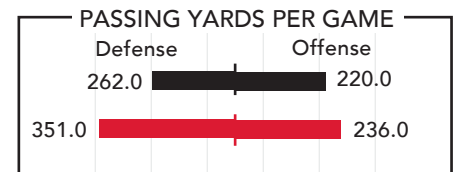

STATISTICAL RANKING COMPARISON

NEB	CONF.	NAT.	CATEGORY	NAT.	CONF.	TROY
329.0	1st	3rd	Rushing Offense	44th	3rd	208.0
236.0	4th	66th	Passing Offense	76th	6th	220.0
565.0	2nd	15th	Total Offense	64th	5th	428.0
28.0	9th	80th	Scoring Offense	37th	3rd	39.5
44.0	2nd	4th	Rushing Defense	23rd	2nd	89.5
351.0	14th	123rd	Pass Defense	95th	6th	262.0
395.0	12th	84th	Total Defense	56th	4th	351.5
33.0	14th	102nd	Scoring Defense	98th	7th	31.5
38.5%	11th	81st	3rd-Down Offense	110th	7th	31%
33%	7th	47th	3rd-Down Defense	101st	7th	43%
67%	13th	113th	Red Zone Offense	54th	4th	90%
80%	6th	50th	Red Zone Defense	50th	3rd	80%
39.3	9th	55th	Net Punting	32nd	3rd	41.1
-.67	13th	121st	Punt Returns	22nd	3rd	5.5
95.0	3rd	44th	Penalty Yards	22nd	3rd	76.0
-3.00	14th	128th	Turnover Margin	42nd	2nd	.50

TROY STAT LEADERS

PASSING	CMP-ATT-INT	PCT	YDS	TD	
Kaleb Barker	34-52-1	65.4	351	5	
RUSHING	ATT.	YDS	YPC	TD	
J. Daughtry-Frye	14	112	8.0	1	
B.J. Smith	19	97	5.1	2	
Kaleb Barker	22	79	3.6	1	
RECEIVING	REC.	YDS	YPC	TD	
Deondre Douglas	10	128	12.8	2	
Damion Willis	8	75	9.4	2	
Traveon Samuel	5	41	8.2	0	
TACKLES	SOLO	ALL	TFL	SACK	
J. Whisenhunt	4	11	2.0	0.0	
Melvin Tyus	6	8	0.5	0.0	
Marcus Jones	6	7	0.0	0.0	
Tron Folson	5	7	1.5	0.0	
Hunter Reese	3	7	2.5	1.0	
PUNTING	NO.	YDS	AVG	LG	I20
Tyler Sumpter	9	377	41.9	50	1
FIELD GOALS	MADE	ATT	PCT	LG	
Tyler Sumpter	1	2	50.0	20	

STATISTICAL COMPARISON



■ TROY

■ NEBRASKA

COACHING LEDGER

NEBRASKA (2018)

- Head Coach (0-1 Record)

CENTRAL FLORIDA (2016-17)

- Head Coach (19-7 Record)

OREGON (2009-15)

- Offensive Coordinator (2013-15)
- Assistant Coach (WR) (2009-12)

NORTHERN IOWA (2007-08)

- Co-Defensive Coordinator (2008)
- Assistant Coach (LB) (2007)

KANSAS STATE (2006)

- Graduate Assistant

NEBRASKA (2002)

- Graduate Assistant

YEARLY TEAM RECORDS

YEAR	TEAM (ROLE)	RECORD
2007	Northern Iowa (AC)	12-1
2008	Northern Iowa (DC)	12-3
2009	Oregon (AC)	10-3
2010	Oregon (AC)	12-1
2011	Oregon (AC)	12-2
2012	Oregon (AC)	12-1
2013	Oregon (OC)	11-2
2014	Oregon (OC)	13-2
2015	Oregon (OC)	9-3
2016	UCF (HC)	6-7
2017	UCF (HC)	13-0
2018	Nebraska (HC)	0-1

HEAD COACHING RECORD **19-8**

OVERALL RECORD **122-26**

YEARLY TEAM RANKINGS

YEAR	TEAM (ROLE)	RANK
2007	UNI (AC)	4th
2008	UNI (DC)	4th
2009	Oregon (AC)	11th
2010	Oregon (AC)	3rd
2011	Oregon (AC)	4th
2012	Oregon (AC)	2nd
2013	Oregon (OC)	9th
2014	Oregon (OC)	2nd
2015	Oregon (OC)	14th*
2016	UCF (HC)	NR
2017	UCF (HC)	6th

*ranking prior to bowl game

CONFERENCE TITLES (7)

YEAR	TEAM	CONFERENCE
2007	UNI (AC)	Gateway
2008	UNI (DC)	Missouri Valley
2009	Oregon (AC)	Pac-10
2010	Oregon (AC)	Pac-10
2011	Oregon (AC)	Pac-12
2014	Oregon (OC)	Pac-12
2017	UCF (HC)	American

PLAYING LEDGER

NATIONAL FOOTBALL LEAGUE

- 3rd-Round Pick in 1998 NFL Draft
- 6-Year NFL Career at Safety

NEBRASKA (1995-97)

- 1995 & 1997 National Champion
- 24-2 Record as Starting Quarterback
- 1996 Big 12 Newcomer of the Year

STANFORD (1993-94)

- Two-Way Starter at Quarterback & Safety

HEAD COACH SCOTT FROST



- 2017 NATIONAL COACH OF THE YEAR
- 2017 AFCA REGION 1 COACH OF THE YEAR
- 2017 CONFERENCE COACH OF THE YEAR

NATIONAL COACH OF THE YEAR

Scott Frost was the consensus choice as the 2017 national coach of the year, earning the honor from at least eight different organizations.

As the Paul "Bear" Bryant Award winner, Frost joined Chris Petersen (2006 & 2009, Boise State) as the only coaches in the 32-year history of the award to win the honor while coaching a team outside of a Power Five Conference.

HISTORIC TURNAROUND AT UCF

At UCF, Frost and his staff produced the greatest two-year turnaround in college football history, inheriting an 0-12 team and leading the Knights to a 13-0 record just two years later.

- In his first season in 2016, Frost made history as the only first-time head coach in FBS history to make a bowl game with a team that was winless the previous season.
- UCF tied for the national lead with a six-win improvement from the 2015 to 2016 season. The Knights then ranked third nationally with a seven-win improvement from 2016 to 2017.
- UCF's seven-win improvement from 2016 to 2017 ranked 11th in NCAA history and was just the second time a bowl team improved by more than six wins the next season.
- Frost called UCF's plays, leading the greatest two-year offensive turnaround in NCAA history. The Knights' went from last to fifth in total offense, improving their output by more than 260 yards per game. UCF also went from third-to-last to first in scoring offense, improving by nearly 35 points per game.

FROST LED UCF TO 13-0 SEASON

In just his second season, Scott Frost guided UCF to a 13-0 record in 2017, when the Knights were the nation's only undefeated team.

- Frost became the fourth coach in FBS history to post a 13-0 record or better in either his first or second season as a head coach. Among that quartet, Frost is the only coach who inherited a team that won fewer than five games (inherited an 0-12 UCF team).
- Frost is one of only six active FBS head coaches who has posted a 13-0 season or better, joining Jimbo Fisher, Gary Patterson, Chris Petersen, Nick Saban and Kyle Whittingham.

- Frost also led Nebraska to a 13-0 record and a national title as the Huskers' starting quarterback in 1997. Frost is the only person in NCAA history to post a 13-0 season (or better) as both a player and a head coach.

ACTIVE FBS HEAD COACHES WHO HAVE PRODUCED A 13-0 SEASON OR BETTER

- Jimbo Fisher (Texas A&M)
- Scott Frost (Nebraska)
- Gary Patterson (TCU)
- Chris Petersen (Washington)
- Nick Saban (Alabama)
- Kyle Whittingham (Utah)

COACHES WITH A 13-0 SEASON IN THEIR 1ST OR 2ND YEAR AS A HEAD COACH

Year	Coach (School)	Season
1888	Walter Camp (Yale)	1st
2000	Bob Stoops (Oklahoma)	2nd
2006	Chris Petersen (Boise State)	1st
2017	Scott Frost (UCF)	2nd

FROST A TOP OFFENSIVE COACH

This fall marks Scott Frost's 10th season as either an offensive assistant, offensive coordinator or head coach who calls the offensive plays. During that time, he has consistently proven to be one of the nation's finest offensive coaches.

- In his last nine seasons coaching offense, Frost has worked with eight units that finished in the top 10 nationally in scoring, including seven that ranked in the top five.
- Frost has also been a part of seven teams that ranked in the top 10 nationally in total offense the past nine seasons.

FROST A PROVEN WINNER

The teams Scott Frost has been a part of have averaged 11 wins per season over the last 11 years, winning a total of seven conference titles.

- Frost has coached in two national title games and his teams have finished with a top-10 ranking eight times in the past 11 years.
- In two seasons as UCF's head coach, the Knights boasted the nation's best win improvement in 2016 and were the only FBS team to go undefeated in 2017.
- Frost was a two-time national champion who helped Nebraska to a 36-2 record, including a 24-2 mark as NU's starting quarterback.
- Frost is one of four active head coaches who won a national title as a player and is the only coach who won multiple national titles.

2018 NEBRASKA ASSISTANT COACHES



TROY WALTERS OFFENSIVE COORDINATOR/ WIDE RECEIVERS

- 1st Season at Nebraska
- 11th Career Season
- 3rd Year as an Offensive Coord.

Walters was the coordinator for the greatest two-year offensive improvement in NCAA history at UCF (125th to 1st). The Knights led the country in scoring in 2017 when he was a finalist for the Broyles Award. Walters also coaches the wide receivers, a position he played at Stanford and for eight seasons in the NFL. Walters is the only former Biletnikoff Award winner currently coaching in the FBS ranks, and he is the Pac-12's all-time leading receiver (4,047 yards).



ERIK CHINANDER DEFENSIVE COORDINATOR

- 1st Season at Nebraska
- 16th Career Season
- 3rd Year as a Defensive Coord.

Chinander earned a nomination for the Broyles Award in his first season as defensive coordinator at UCF in 2016. A former NFL assistant, Chinander's defense was the primary reason the Knights qualified for a bowl game one year after a winless campaign. The defense then preserved UCF's perfect season in 2017 with a pair of game-clinching interceptions in the American Athletic Conference title game and the Peach Bowl.



GREG AUSTIN OFFENSIVE LINE

- 1st Season at Nebraska
- 9th Career Season
- 2 Years of NFL Experience

A former honorable-mention All-Big 12 Husker lineman, Austin boasts Power Five (Oregon) and NFL (Philadelphia) coaching experience. In 2017, his line paved the way for UCF to rank in the top 10 nationally in both rushing and passing touchdowns.



MIKE DAWSON DEFENSIVE LINE

- 1st Season at Nebraska
- 20th Career Season
- 3 Years of NFL Experience

Dawson boasts three years of NFL coaching experience, and he has also been a collegiate defensive coordinator. At UCF, two of Dawson's three defensive linemen earned all-conference accolades in 2017. In 2016, UCF ranked ninth nationally in TFLs.



SEAN BECKTON TIGHT ENDS

- 1st Season at Nebraska
- 23rd Career Season
- 20th Year as a College Coach

One of the top receivers in UCF history, Nebraska marks Beckton's first coaching job outside the state of Florida. A veteran and versatile coach, Beckton has developed NFL draft picks at three different positions - cornerback, wide receiver and tight end.



JOVAN DEWITT OUTSIDE LINEBACKERS/ SPECIAL TEAMS COORD.

- 1st Season at Nebraska
- 20th Career Season
- 9 Years as a Defensive Coord.

The veteran of the defensive staff, Dewitt is also NU's special teams coordinator. At UCF, linebacker Shaquem Griffin was the 2016 American Athletic Conference Defensive Player of the Year after he made only nine career tackles before Dewitt's arrival.



RYAN HELD RUNNING BACKS

- 1st Season at Nebraska
- 19th Career Season
- 12 Years as a Head Coach

A former Husker, Held brings 12 years of head coaching experience at the junior college and Division II levels to Lincoln. He also boasts a winning pedigree after winning two national titles as a Husker and two as a coach (Nebraska and Tennessee).



TRAVIS FISHER DEFENSIVE BACKS

- 1st Season at Nebraska
- 6th Career Season
- 6th Year as a College Coach

Fisher has emerged as a rising star following a nine-year NFL career. Fisher was the highest-drafted defensive player in UCF history (No. 64) until he was surpassed in 2018 when his pupil Mike Hughes was selected in the first round with the 30th pick after just one season in Orlando.



MARIO VERDUZCO QUARTERBACKS

- 1st Season at Nebraska
- 42nd Career Season
- 31st Year as a College Coach

Under Verduzco, UCF's McKenzie Milton ranked 2nd nationally - and 16th in NCAA history - in pass efficiency in 2017. Milton also became just the third underclassman in NCAA history to record 4,000 yards passing and 500 yards rushing in a season.



BARRETT RUUD INSIDE LINEBACKERS

- 1st Season at Nebraska
- 3rd Career Season
- 1st Full-Time Coaching Role

Nebraska's all-time leading tackler, Ruud is in his first season as a full-time assistant coach. Ruud, who posted four consecutive 100-tackle seasons for the Tampa Bay Buccaneers, was a quality control administrator under Scott Frost at Central Florida the past two seasons.

GAME DAY COACHING SPOTS

SIDELINES

- Scott Frost, Head Coach
- Greg Austin, Defensive Line
- Sean Beckton, Tight Ends
- Erik Chinander, Defensive Coordinator
- Travis Fisher, Defensive Backs
- Ryan Held, Running Backs
- Barrett Ruud, Inside Linebackers

COACHES BOOTH

- Mike Dawson, Defensive Line
- Jovan Dewitt, Outside LBs/Special Teams Coord.
- Mario Verduzco, Quarterbacks
- Troy Walters, Offensive Coordinator/WRs

NEBRASKA SUPPORT STAFF

STRENGTH COACHES

- Zach Duval, Head Strength Coach
- Jasen Carlson, Assistant Strength Coach
- Dan Millington, Assistant Strength Coach
- Andrew Strop, Assistant Strength Coach

FOOTBALL ADMINISTRATION

- Gerrod Lambrecht, Chief of Staff
- Matt Davison, Associate A.D. - Football
- Adam Clark, Director of Football Operations
- Joni Duff, Football Secretary
- Teri Riggins, Football Secretary

ANALYSTS & QUALITY CONTROL STAFF

- Frank Verducci, Senior Offensive Analyst
- Dustin Haines, Offensive Analyst
- Jack Cooper, Defensive Quality Control
- Steve Cooper, Offensive Quality Control
- Zach Crespo, Special Teams Quality Control

PLAYER PERSONNEL & RECRUITING STAFF

- Ron Brown, Director of Player Development
- Sean Dillon, Director of Player Personnel
- Trent Mossbrucker, Dir. of Recruiting & Admin.
- Ryan Callaghan, Asst. Dir. of Player Personnel
- Kenny Wilhite, Director of High School Relations
- Mike Cassano, National High School Relations
- Kevin Ashmos, Recruiting Assistant

GRADUATE ASSISTANTS

- Demeitre Brim
- Chuka Ndulue
- Colby Ellis
- Nick Smith

GRADUATE MANAGERS & INTERNS

- Cole Ashby, Graduate Manager
- Steve DeMeo, Graduate Manager
- Sean Beckton Jr., Performance Intern
- Addison Morris, Recruiting/Operation Intern

FOOTBALL VIDEO

- Tate Guillotte, Director of Video Technology
- Ryan Voecks, Video Coordinator

GRADUATE MANAGERS & INTERNS

- Jay Terry, Equipment Manager
- Bryan Harrod, Assistant Equipment Manager
- Kyle Kotrous, Assistant Equipment Manager

ATHLETIC MEDICINE

- Mark Mayer, Head Football Athletic Trainer
- Drew Hamblin, Assistant Athletic Trainer
- Todd Johnson, Assistant Athletic Trainer
- Kengo Sugimoto, Grad. Asst. Athletic Trainer
- Michael Tsukamoto, Grad. Asst. Athletic Trainer
- Lonnie Albers, Associate A.D. - Medicine
- Jerry Weber, Head Athletic Trainer

PERFORMANCE NUTRITION

- Dave Ellis, Director of Performance Nutrition

CAREER STARTS - OFFENSE

PLAYER	'15	'16	'17	'18	ALL
Morgan Jr.	3	9	8	1	21
Farmer	-	11	8	1	20
Foster	0	4	12	1	17
Conrad	0	5	7	1	13
Jaimes	-	-	9	1	10
Wilbon	0	0	7	0	7
M. Farniok	-	-	4	1	5
Spielman	-	-	4	1	5
Ozigbo	0	1	3	0	4
Reimers	0	1	2	0	3
Stoll	-	-	1	1	2
Lindsey	-	-	1	0	1
C. Young	-	0	1	0	1
Martinez	-	-	-	1	1
Bell	-	-	-	1	1
M. Williams	-	-	-	1	1

CAREER STARTS - DEFENSE

PLAYER	'15	'16	'17	'18	ALL
D. Young II	11	9	11	1	32
Akinmoladun	4	13	12	1	30
Stoltenberg	0	9	12	1	22
A. Williams	3	11	8	0	22
T. Neal	5*	-	13*	1	19
C. Davis	-	4	12	0	16
Jackson	-	1	12	1	14
Gifford	0	0	7	1	8
Reed	0	1	4	1	6
Lee Jr.	-	0	6	0	6
A. Davis	-	0	5	0	5
Barry	-	0	2	1	3
Bootle	-	-	1	1	2
Stille	-	-	1	1	2
Dismuke	-	-	1	0	1
Ferguson	-	-	-	1	1

*at UCF

CAREER STARTS - SPECIAL TEAMS

PLAYER	'15	'16	'17	'18	ALL
Ober	13	13	12	1	39
Lightbourn	-	12	12	1	25
Pickering	-	-	-	1	1

CONSECUTIVE STARTS (MIN. 10)

PLAYER, POSITION	STARTS
Jordan Ober, LS	39
Freedom Akinmoladun, DL	26
Caleb Lightbourn, P	21
Mick Stoltenberg, DL	21
Tre Neal, S	14*
Jerald Foster, OG	13
Lamar Jackson, CB	13
Brenden Jaimes, OT	10

*includes games at UCF

NEBRASKA DEPTH CHART • TROY

OFFENSIVE DEPTH CHART

WR	8	Stanley Morgan Jr.	6-1	200	Sr.	New Orleans, La.
	83	Bryan Reimers	6-5	220	Sr.	Lincoln, Neb.
	-OR- 88	Jaron Woodyard	5-9	190	Jr.	Gaithersburg, Md.
LT	76	Brenden Jaimes	6-6	300	So.	Austin, Texas
	65	Christian Gaylord	6-6	310	Jr.	Baldwin City, Kan.
LG	67	Jerald Foster	6-3	335	Sr.	Lincoln, Neb.
	50	John Raridon	6-4	320	So.	West Des Moines, Iowa
C	62	Cole Conrad	6-5	320	Sr.	Fremont, Neb.
	66	Hunter Miller	6-4	325	RFr.	Stromsburg, Neb.
RG	63	Tanner Farmer	6-4	325	Sr.	Highland, Ill.
	56	Boe Wilson	6-3	305	So.	Lee's Summit, Mo.
RT	71	Matt Farniok	6-6	330	So.	Sioux Falls, S.D.
	70	Matt Sichterman	6-4	310	RFr.	Kings Mills, Ohio
TE	86	Jack Stoll	6-4	260	So.	Lone Tree, Colo.
	11	Austin Allen	6-8	245	RFr.	Aurora, Neb.
	-OR- 82	Kurt Rafdal	6-7	250	RFr.	Carmel, Ind.
WR	19	Mike Williams	5-10	185	Jr.	Lake City, Fla.
	15	Andre Hunt	6-0	190	Fr.	Palm Dale, Calif.
WR	10	JD Spielman	5-9	185	So.	Eden Prairie, Minn.
	1	Tyjon Lindsey	5-9	200	So.	Corona, Calif.
QB	2	Adrian Martinez	6-2	220	Fr.	Fresno, Calif.
	17	Andrew Bunch	6-1	210	So.	Thompson Station, Tenn.
RB	25	Greg Bell	6-0	205	Jr.	Chula Vista, Calif.
	-OR- 22	Devine Ozigbo	6-0	235	Sr.	Sachse, Texas
	28	Maurice Washington	6-1	190	Fr.	Stockton, Calif.
-OR- 26	Miles Jones	5-8	175	Fr.	Miramar, Fla.	

DEFENSIVE DEPTH CHART

DE	91	Freedom Akinmoladun	6-4	295	Sr.	Grandview, Mo.
	94	Khalil Davis	6-2	310	Jr.	Blue Springs, Mo.
	-OR- 97	Deontre Thomas	6-3	290	So.	Mustang, Okla.
NG	44	Mick Stoltenberg	6-5	315	Sr.	Gretna, Neb.
	99	Peyton Newell	6-3	300	Sr.	Hiawatha, Kan.
	-OR- 93	Damion Daniels	6-3	340	RFr.	Dallas, Texas
DE	95	Ben Stille	6-5	290	So.	Ashland, Neb.
	-OR- 96	Carlos Davis	6-2	325	Jr.	Blue Springs, Mo.
	9	DaiShon Neal	6-7	310	Jr.	Houston, Texas
OLB	43	Tyrin Ferguson	6-2	230	Jr.	New Orleans, La.
	22	Alex Davis	6-5	255	Jr.	Riviera Beach, Fla.
ILB	5	Dedrick Young II	6-1	245	Sr.	Peoria, Ariz.
	-OR- 31	Collin Miller	6-3	245	So.	Fishers, Ind.
ILB	7	Mohamed Barry	6-1	230	Jr.	Grayson, Ga.
	-OR- 3	Will Honas	6-1	235	Jr.	Wichita, Kan.
OLB	12	Luke Gifford	6-4	245	Sr.	Lincoln, Neb.
	4	Caleb Tannor	6-2	210	Fr.	Stone Mountain, Ga.
CB	21	Lamar Jackson	6-3	215	Jr.	Elk Grove, Calif.
	15	Braxton Clark	6-4	200	Fr.	Orlando, Fla.
S	25	Antonio Reed	6-2	215	Sr.	Memphis, Tenn.
	-OR- 41	Deontai Williams	6-1	200	So.	Jacksonville, Fla.
	24	Aaron Williams	5-11	190	Sr.	Atlanta, Ga.
S	14	Tre Neal	6-1	215	Sr.	Atlanta, Ga.
	13	JoJo Domann	6-1	225	So.	Colorado Springs, Colo.
	-OR- 19	Marquel Dismuke	6-2	200	So.	Compton, Calif.
CB	23	Dicaprio Bootle	5-10	190	So.	Miami, Fla.
	17	Cam Taylor	6-0	205	Fr.	Montgomery, Ala.

SPECIAL TEAMS DEPTH CHART

PK	32	Barret Pickering	6-0	195	Fr.	Birmingham, Ala.
	39	Cole Frahm	6-6	235	RFr.	Omaha, Neb.
P	35	Caleb Lightbourn	6-3	250	Jr.	Washougal, Wash.
	98	Isaac Armstrong	5-11	205	Jr.	Lincoln, Neb.
LS	84	Jordan Ober	6-1	225	Jr.	Las Vegas, Nev.
	92	Chase Urbach	6-3	210	Jr.	Grosse Pointe, Mich.
H	98	Isaac Armstrong	5-11	205	Jr.	Lincoln, Neb.
	35	Caleb Lightbourn	6-3	250	Jr.	Washougal, Wash.
KR	10	JD Spielman	5-9	185	So.	Eden Prairie, Minn.
	88	Jaron Woodyard	5-9	190	Jr.	Gaithersburg, Md.
	28	Maurice Washington	6-1	190	Fr.	Stockton, Calif.
PR	1	Tyjon Lindsey	5-9	200	So.	Corona, Calif.
	10	JD Spielman	5-9	185	So.	Eden Prairie, Minn.
	8	Stanley Morgan Jr.	6-1	200	Sr.	New Orleans, La.

2018 NEBRASKA GAME-BY-GAME STARTERS

OFFENSIVE STARTING LINEUPS

OPPONENT	WR	WR	WR	TE	RT	RG	C	LG	LT	QB	RB	PK
Colorado	Morgan Jr.	Williams	Spielman	Stoll	Farniok	Farmer	Conrad	Foster	Jaimes	Martinez	Bell	Pickering
Troy												
Michigan												
Purdue												
Wisconsin												
Northwestern												
Minnesota												
Ohio St.												
Illinois												
Michigan St.												
Iowa												

DEFENSIVE STARTING LINEUPS

OPPONENT	DE	NG	DE	OLB	ILB	ILB	OLB	CB	S	S	CB	P
Colorado	Akinmoladun	Stoltenberg	Stille	Ferguson	Young	Barry	Gifford	Jackson	Reed	Neal	Bootle	Lightbourn
Troy												
Michigan												
Purdue												
Wisconsin												
Northwestern												
Minnesota												
Ohio St.												
Illinois												
Michigan St.												
Iowa												

2018 NEBRASKA PLAYER PARTICIPATION

PLAYER, POS.	GP	GS	PLAYER, POS.	GP	GS
Freedom Akinmoladun, DE	1	1	Collin Miller, OLB	1	0
Austin Allen, TE	1	0	Stanley Morgan Jr., WR	1	1
Mohamed Barry, ILB	1	1	Tre Neal, S	1	1
Greg Bell, RB	1	1	Peyton Newell, DL	1	0
Dicaprio Bootle, CB	1	1	Jordan Ober, LS	1	1
Andrew Bunch, QB	1	0	Devine Ozigbo, RB	1	0
Cole Conrad, OL	1	1	Barret Pickering, PK	1	1
Ethan Cox, CB	1	0	Kurt Rafdal, TE	1	0
Damion Daniels, DL	1	0	Antonio Reed, S	1	1
Alex Davis, OLB	1	0	Austin Rose, RB	1	0
Carlos Davis, DL	1	0	JD Spielman, WR	1	1
Khalil Davis, DL	1	0	Ben Stille, DL	1	1
JoJo Domann, S	1	0	Jack Stoll, TE	1	1
Tanner Farmer, OL	1	1	Mick Stoltenberg, DL	1	1
Matt Farniok, OL	1	1	Caleb Tannor, OLB	1	0
Tyrin Ferguson, OLB	1	1	Cam Taylor, CB	1	0
Jerald Foster, OL	1	1	Deontre Thomas, DL	1	0
Luke Gifford, OLB	1	1	Maurice Washington, RB	1	0
Will Honas, ILB	1	0	Jacob Weinmaster, ILB	1	0
Lamar Jackson, CB	1	1	Aaron Williams, S	1	0
Brenden Jaimes, OL	1	1	Deontai Williams, S	1	0
Caleb Lightbourn, P	1	1			
Tyjon Lindsey, WR	1	0			
Adrian Martinez, QB	1	1			
Wyatt Mazour, RB	1	0			

NUMERICAL ROSTER

NO.	NAME	POS.
1	Tyjon Lindsey	WR
2	Tony Butler	CB
2	Adrian Martinez	QB
3	Will Honas	ILB
4	Avery Anderson	S
4	Jaevon McQuitty	WR
4	Caleb Tanner	OLB
5	Dedrick Young II	ILB
6	Eric Lee Jr.	CB
7	Mohamed Barry	ILB
8	Stanley Morgan Jr.	WR
9	DaiShon Neal	DL
10	JD Spielman	WR
11	Austin Allen	TE
11	Matt Masker	QB
11	Vaha Vainuku	DL
12	Luke Gifford	OLB
12	Katerian Legrone	TE
13	JoJo Domann	S
13	Justin McGriff	WR
14	Tre Neal	S
15	Braxton Clark	CB
15	Andre Hunt	WR
16	Ethan Cox	CB
16	Noah Vedral	QB
17	Andrew Bunch	QB
17	Cam Taylor	CB
18	Guy Thomas	OLB
19	Marquel Dismuke	S
19	Mike Williams	WR
21	Lamar Jackson	CB
21	Mikale Wilbon	RB
22	Alex Davis	OLB
22	Devine Ozigbo	RB
23	Dicaprio Bootle	CB
24	Aaron Williams	S
25	Greg Bell	RB
25	Antonio Reed	S
26	Miles Jones	RB
26	CJ Smith	S
28	Maurice Washington	RB
29	Bennett Folkers	WR
29	Cam'ron Jones	S
29	Austin Rose	RB
30	Quayshon Alexander	OLB
30	Bo Kitrell	RB
30	Eli Sullivan	S
31	Collin Miller	ILB
31	Kade Warner	WR
32	Pernell Jefferson	OLB
32	Barret Pickering	PK
33	Jaylin Bradley	RB
34	Breon Dixon	OLB
34	Simon Otte	OLB
35	Moses Bryant	CB
35	Caleb Lightbourn	P
36	Christian Banker	WR
36	Spencer Jordan	ILB
36	Reid Karel	DB
37	Corbin Frederick	DB
37	Wyatt Mazour	RB
38	Brody Belt	RB
38	Damian Jackson	DL
39	Bradley Bunner	DB
39	Cole Frahm	PK
39	Andrew Thurman	WR
40	Grant Jordan	ILB

2018 NEBRASKA ALPHABETICAL ROSTER

NO.	NAME	POS.	HT.	WT.	YR.	HOMETOWN (HIGH SCHOOL/COLLEGE)
91 ***	Akinmoladun, Freedom	DL	6-4	295	Sr.	Grandview, Mo. (Grandview)
30	Alexander, Quayshon	OLB	6-3	250	So.	Prospect Park, N.J. (De Paul Catholic)
42	Alioth Jr., Chad	WR	6-2	195	RFr.	Omaha, Neb. (North)
11	Allen, Austin	TE	6-8	245	RFr.	Aurora, Neb. (Aurora)
45	Alston, David	OLB	6-4	225	Fr.	Saint Paul, Minn. (Woodbury)
4	Anderson, Avery	S	6-0	180	Jr.	Surprise, Ariz. (Pine Creek [Colo.])
75	Anderson, Fyn	DL	6-3	285	Jr.	Lincoln, Neb. (Southeast)
50	Archer, Jake	LB	6-0	210	Fr.	Omaha, Neb. (Skutt Catholic)
98	Armstrong, Isaac	P	5-11	205	Jr.	Lincoln, Neb. (Kearney HS/Southwest HS)
61	Balenger, Mitchell	OL	6-2	305	Fr.	Leonardtown, Md. (Leonardtown/Fork Union [Va.] Military Academy)
51	Banderas, Anthony	LB	6-1	225	Fr.	Lincoln, Neb. (Southwest)
73	Bando, Broc	OL	6-5	315	RFr.	Lincoln, Neb. (IMG [Fla.] Academy)
36	Banker, Christian	WR	6-0	190	RFr.	Omaha, Neb. (Skutt Catholic)
7	Barry, Mohamed	ILB	6-1	230	Jr.	Grayson, Ga. (Grayson)
25	Bell, Greg	RB	6-0	205	Jr.	Chula Vista, Calif. (Bonita Vista/Arizona Western CC)
38	Belt, Brody	RB	5-8	185	Fr.	Omaha, Neb. (Millard West)
23	Bootle, Dicaprio	CB	5-10	190	So.	Miami, Fla. (Southridge)
33	Bradley, Jaylin	RB	6-0	210	So.	Bellevue, Neb. (West)
35	Bryant, Moses	CB	5-11	200	Fr.	Elkhorn, Neb. (South)
17	Bunch, Andrew	QB	6-1	210	So.	Thompson Station, Tenn. (Independence/Scottsdale [Ariz.] CC)
39	Bunner, Bradley	DB	6-0	190	RFr.	Clarkson, Neb. (Clarkson)
2	Butler, Tony	CB	6-2	205	So.	Lakewood, Ohio (St. Edward)
58	Cassidy, Chris	ILB	6-0	225	Fr.	Lincoln, Neb. (Pius X)
45	Chaffin, Ty	WR	6-5	210	So.	Burwell, Neb. (Burwell)
15	Clark, Braxton	CB	6-4	200	Fr.	Orlando, Fla. (Dr. Phillips)
62	Conrad, Cole	OL	6-5	320	Sr.	Fremont, Neb. (Archbishop Bergan)
16	Cox, Ethan	CB	5-10	185	RFr.	Blair, Neb. (Blair)
95	Cromer, Alec	P	6-4	230	So.	Beatrice, Neb. (Beatrice/South Dakota State)
93	Daniels, Damion	DL	6-3	340	RFr.	Dallas, Texas (Bishop Dunne)
22	Davis, Alex	OLB	6-5	255	Jr.	Riviera Beach, Fla. (Dwyer)
96	Davis, Carlos	DL	6-2	325	Jr.	Blue Springs, Mo. (Blue Springs)
99	Davis, Khalil	DL	6-2	310	Jr.	Blue Springs, Mo. (Blue Springs)
19	Dismuke, Marquel	S	6-2	200	So.	Compton, Calif. (Calabasas)
34	Dixon, Breon	OLB	6-0	205	So.	Loganville, Ga. (Grayson/Ole Miss)
13	Domann, JoJo	S	6-1	225	So.	Colorado Springs, Colo. (Pine Creek)
63	Farmer, Tanner	OL	6-4	325	Sr.	Highland, Ill. (Highland)
71	Farniok, Matt	OL	6-6	330	So.	Sioux Falls, S.D. (Washington)
68	Farniok, Will	OL	6-3	290	Fr.	Sioux Falls, S.D. (Washington)
82	Feist, Colton	DL	6-2	255	Fr.	Yutan, Neb. (Yutan)
43	Ferguson, Tyrin	OLB	6-2	230	Jr.	New Orleans, La. (Edna Karr)
29	Folkers, Bennett	WR	6-2	195	Fr.	Gothenburg, Neb. (Gothenburg)
52	Forbes, AJ	OL	6-4	290	Fr.	Bellevue, Neb. (West)
67	Foster, Jerald	OL	6-3	335	Sr.	Lincoln, Neb. (Southeast)
39	Frahm, Cole	PK	6-6	235	RFr.	Omaha, Neb. (Burke)
37	Frederick, Corbin	DB	5-11	205	Fr.	Mansfield, Texas (Mansfield)
65	Gaylord, Christian	OL	6-6	310	Jr.	Baldwin City, Kan. (Baldwin City)
12	Gifford, Luke	OLB	6-4	245	Sr.	Lincoln, Neb. (Southeast)
49	Hemphill, Austin	RB	5-11	225	Jr.	Gretna, Neb. (Gretna)
75	Hixson, Trent	OL	6-4	300	RFr.	Omaha, Neb. (Skutt Catholic)
47	Hohenstein, Branden	TE	6-4	225	So.	Jackson, Neb. (Bishop Heelan Catholic [Iowa])
41	Holm, Justin	WR	6-6	185	Fr.	Lincoln, Neb. (Southwest)
89	Honas, Todd	WR	5-11	200	So.	Aurora, Neb. (Aurora)
3	Honas, Will	ILB	6-1	235	Jr.	Wichita, Kan. (Bishop Carroll/Butler [Kan.] CC)
15	Hunt, Andre	WR	6-0	190	Fr.	Palm Dale, Calif. (Paraclete)
38	Jackson, Damian	DL	6-2	270	RFr.	Las Vegas, Nev. (Shadow Ridge)
21	Jackson, Lamar	CB	6-3	215	Jr.	Elk Grove, Calif. (Franklin)
76	Jaimes, Brenden	OL	6-6	300	So.	Austin, Texas (Lake Travis)
47	Jarzynka, Matt	DL	6-4	260	Sr.	Loup City, Neb. (Loup City)
32	Jefferson, Pernell	OLB	6-2	250	So.	New Orleans, La. (Warren Easton)
53	Johnson, Joseph	ILB	6-3	235	Fr.	Gretna, Neb. (Gretna)
29	Jones, Cam'ron	S	6-0	200	Fr.	Mansfield, Texas (Mansfield)
26	Jones, Miles	RB	5-8	175	Fr.	Miramar, Fla. (American Heritage)
40	Jordan, Grant	ILB	6-2	205	So.	Omaha, Neb. (Westside)
36	Jordan, Spencer	ILB	6-2	210	So.	Omaha, Neb. (Westside)
44	Jurgens, Cameron	TE	6-3	270	Fr.	Beatrice, Neb. (Beatrice)
36	Karel, Reid	DB	6-3	205	Jr.	Seward, Neb. (Seward)
30	Kitrell, Bo	RB	6-1	225	Sr.	Ashland, Neb. (Ashland-Greenwood)
48	Krull, Bryson	TE	6-3	240	Fr.	North Platte, Neb. (North Platte)
6	Lee Jr., Eric	CB	6-0	215	Jr.	Milton, Mass. (Valor Christian [Colo.])
12	Legrone, Katerian	TE	6-3	235	Fr.	Atlanta, Ga. (The B.E.S.T. Academy)
85	Liewer, Wyatt	WR	6-3	185	Fr.	O'Neill, Neb. (O'Neill)
35	Lightbourn, Caleb	P	6-3	250	Jr.	Washougal, Wash. (Camas)
1	Lindsey, Tyjon	WR	5-9	200	So.	Corona, Calif. (Bishop Gorman [Nev.])
90	Lingenfelter, Ben	DL	6-4	275	RFr.	Cherokee, Iowa (Washington)
2	Martinez, Adrian	QB	6-2	220	Fr.	Fresno, Calif. (Clovis West)
11	Masker, Matt	QB	6-1	220	Fr.	Kearney, Neb. (Kearney Catholic)
37	Mazour, Wyatt	RB	5-9	200	Jr.	Albion, Neb. (Boone Central)
48	McCallum, Lane	DB	6-2	210	RFr.	Norfolk, Neb. (Norfolk/Air Force)
13	McGriff, Justin	WR	6-6	230	Fr.	Tampa, Fla. (Jefferson)
4	McQuitty, Jaevon	WR	6-0	205	RFr.	Columbia, Mo. (Battle)

2018 NEBRASKA ALPHABETICAL ROSTER

NO.	NAME	POS.	HT.	WT.	YR.	HOMETOWN (HIGH SCHOOL/COLLEGE)
31	* Miller, Collin	ILB	6-3	245	So.	Fishers, Ind. (Hamilton Southeastern)
66	Miller, Hunter	OL	6-4	325	RFr.	Stromsburg, Neb. (Cross County)
8	*** Morgan Jr., Stanley	WR	6-1	200	Jr.	New Orleans, La. (St. Augustine)
9	** Neal, DaiShon	DL	6-7	310	Sr.	Houston, Texas (Omaha [Neb.] Central)
14	Neal, Tre	S	6-1	215	Sr.	Atlanta, Ga. (Buford/Central Florida)
99	* Newell, Peyton	DL	6-3	300	Sr.	Hiawatha, Kan. (Hiawatha)
84	*** Ober, Jordan	LS	6-1	225	Sr.	Las Vegas, Nev. (Bishop Gorman)
34	Otte, Simon	OLB	6-1	205	Fr.	York, Neb. (York)
22	*** Ozigbo, Devine	RB	6-0	235	Sr.	Sachse, Texas (Sachse)
55	Paup, Jordan	OLB	6-3	245	RFr.	Central City, Neb. (Central City)
32	Pickering, Barret	PK	6-0	195	Fr.	Birmingham, Ala. (Hoover)
91	Pieper, Cameron	LS	6-3	210	Fr.	Lincoln, Neb. (Southwest)
82	Rafdal, Kurt	TE	6-7	250	RFr.	Carmel, Ind. (Carmel)
50	Raridon, John	OL	6-4	320	So.	West Des Moines, Iowa (Valley)
25	*** Reed, Antonio	S	6-2	215	Sr.	Memphis, Tenn. (Southaven [Miss.])
83	** Reimers, Bryan	WR	6-5	220	Sr.	Lincoln, Neb. (East)
40	Robbins, Brandon	WR	6-3	195	RFr.	Bellevue, Neb. (East)
98	Rogers, Casey	DL	6-4	275	Fr.	Syracuse, N.Y. (Westhill/Old Farms [Conn.] Prep)
29	* Rose, Austin	RB	6-1	240	Sr.	Lincoln, Neb. (North Star)
43	Ruth, Connor	RB	5-11	205	Fr.	Malcolm, Neb. (Seward)
46	Ruth, Corbin	DB	6-0	200	RFr.	Malcolm, Neb. (Seward/Northwest Missouri State)
54	Schommer, Ryan	DL	6-4	250	Fr.	Norfolk, Neb. (Norfolk)
56	Shefke, Collin	OL	6-3	300	Fr.	Lincoln, Neb. (Southwest)
70	Sichterman, Matt	OL	6-4	310	RFr.	Kings Mills, Ohio (Kings)
26	Smith, CJ	S	6-2	205	Fr.	West Palm Beach, Fla. (Oxbridge Academy)
10	* Spielman, JD	WR	5-9	185	So	Eden Prairie, Minn. (Eden Prairie)
49	Stalbird, Isaiah	S	6-0	195	Fr.	Kearney, Neb. (Kearney)
95	* Stille, Ben	DL	6-5	290	So.	Ashland, Neb. (Ashland-Greenwood)
86	* Stoll, Jack	TE	6-4	260	So.	Lone Tree, Colo. (Regis Jesuit)
44	*** Stoltenberg, Mick	DL	6-5	315	Sr.	Gretna, Neb. (Gretna)
42	* Stovall, Jeremiah	S	5-11	195	Jr.	Omaha, Neb. (Creighton Prep)
30	* Sullivan, Eli	S	6-2	195	So.	Longmont, Colo. (Longmont)
4	Tannor, Caleb	OLB	6-2	210	Fr.	Stone Mountain, Ga. (Miller Grove)
17	Taylor, Cam	CB	6-0	205	Fr.	Montgomery, Ala. (Park Crossing)
97	* Thomas, Deontre	DL	6-3	290	So.	Mustang, Okla. (Mustang)
18	Thomas, Guy	OLB	6-3	230	RFr.	Miami, Fla. (Booker T. Washington)
39	Thurman, Andrew	WR	6-4	205	RFr.	Stillwell, Kan. (Blue Valley West)
92	Urbach, Chase	LS	6-3	210	Jr.	Grosse Pointe, Mich. (South)
11	Vainuku, Vaha	DL	6-3	325	Jr.	Salt Lake City, Utah (East/Utah)
16	Vedral, Noah	QB	6-1	200	So.	Wahoo, Neb. (Bishop Neumann/UCF)
55	Walker, Chris	DL	6-6	290	RFr.	Lincoln, Neb. (East)
90	Walker, Jackson	P	6-4	260	Jr.	Overland Park, Kan. (Blue Valley Northwest/Coffeyville CC/Johnson County/Kansas)
31	Warner, Kade	WR	6-1	210	RFr.	Scottsdale, Ariz. (Desert Mountain)
28	Washington, Maurice	RB	6-1	190	Fr.	Stockton, Calif. (Trinity [Texas] Christian Academy)
57	* Weinmaster, Jacob	ILB	6-0	225	Jr.	Loveland, Colo. (Loveland)
21	*** Wilbon, Mikale	RB	5-9	220	Sr.	Chicago, Ill. (De La Salle Institute)
92	Wildeman, Tate	DL	6-5	275	Fr.	Parker, Colo. (Legend)
24	*** Williams, Aaron	S	5-11	190	Sr.	Atlanta, Ga. (Carver)
41	Williams, Deontai	S	6-1	200	So.	Jacksonville, Fla. (Trinity Christian Academy/Jones County [Miss.] CC)
19	Williams, Mike	WR	5-10	185	Jr.	Lake City, Fla. (Columbia HS/Georgia Southern/East Mississippi CC)
56	* Wilson, Boe	OL	6-3	305	So.	Lee's Summit, Mo. (Lee's Summit West)
88	Woodyard, Jaron	WR	5-9	190	Jr.	Gaithersburg, Md. (The Avalon School/Arizona Western CC)
87	* Young, Conor	WR	6-2	175	Jr.	Cozad, Neb. (Cozad)
5	*** Young II, Dedrick	ILB	6-1	245	Sr.	Peoria, Ariz. (Centennial)

Returning letterwinners in **bold**; *denotes letters earned

NUMERICAL ROSTER

NO.	NAME	POS.
40	Brandon Robbins	WR
41	Justin Holm	WR
41	Deontai Williams	S
42	Chad Alioth Jr.	WR
42	Jeremiah Stovall	S
43	Tyrin Ferguson	OLB
43	Connor Ruth	RB
44	Cameron Jurgens	TE
44	Mick Stoltenberg	DL
45	David Alston	OLB
45	Ty Chaffin	WR
46	Corbin Ruth	DB
47	Branden Hohenstein	TE
47	Matt Jarzynka	DL
48	Bryson Krull	TE
48	Lane McCallum	DB
49	Austin Hemphill	RB
49	Isaiah Stalbird	S
50	Jake Archer	LB
50	John Raridon	OL
51	Anthony Banderas	LB
52	AJ Forbes	OL
53	Joseph Johnson	ILB
54	Ryan Schommer	DL
55	Jordan Paup	OLB
55	Chris Walker	DL
56	Collin Shefke	OL
56	Boe Wilson	OL
57	Jacob Weinmaster	ILB
58	Chris Cassidy	ILB
61	Mitchell Balenger	OL
62	Cole Conrad	OL
63	Tanner Farmer	OL
65	Christian Gaylord	OL
66	Hunter Miller	OL
67	Jerald Foster	OL
68	Will Farniok	OL
70	Matt Sichterman	OL
71	Matt Farniok	OL
73	Broc Bando	OL
75	Fyn Anderson	OL
75	Trent Hixson	OL
76	Brenden Jaimes	OL
82	Colton Feist	DL
82	Kurt Rafdal	TE
83	Bryan Reimers	WR
84	Jordan Ober	LS
85	Wyatt Liewer	WR
86	Jack Stoll	TE
87	Conor Young	WR
88	Jaron Woodyard	WR
89	Todd Honas	WR
90	Ben Lingenfelter	DL
90	Jackson Walker	P
91	Freedom Akinmoladun	DL
91	Cameron Pieper	LS
92	Chase Urbach	LS
92	Tate Wildeman	DL
93	Damion Daniels	DL
94	Khalil Davis	DL
95	Alec Cromer	P
95	Ben Stille	DL
96	Carlos Davis	DL
97	Deontre Thomas	DL
98	Isaac Armstrong	P
98	Casey Rogers	DL
99	Peyton Newell	DL

2018 NEBRASKA PRONUNCIATION GUIDE

Freedom Akinmoladun.....ackin-moo-LAW-doon
 Chad Alioth Jr.....EH-LEE-uth
 Ty Chaffin.....CHAFF-inn
 Khalil Davis.....kuh-LEEL
 Marquel Dismuke.....marr-KELL diss-MUKE
 Matt/Will Farniok.....FAR-knee-ack
 Colton Feist.....FEAST
 Cole Frahm.....FROMM
 Branden Hohenstein.....HO-inn-stine
 Will/Todd Honas.....HO-nuss
 Brenden Jaimes.....HYME-iss
 Matt Jarzynka.....jar-ZINK-uh
 Reid Karel.....CARL
 Bo Kitrell.....KIT-trull
 Katerian Legrone.....kuh-TAIR-EE-un leh-GROAN
 Wyatt Liewer.....LEE-vurr
 Tylon Lindsey.....TIE-zjawn

Wyatt Mazour.....MUH-zoo-er
 Jaevon McQuitty.....JAY-vaughn
 DaiShon Neal.....DAY-shawn
 Simon Otte.....OH-tee
 Devine Ozigbo.....oh-ZIG-bo
 Jordan Paup.....POP
 Cameron Pieper.....PIPE-urr
 Kurt Rafdal.....RAFF-doll
 Bryan Reimers.....RHYME-ers
 Ryan Schommer.....SHOME-urr
 Ben Stille.....STILL-ee
 Vaha Vainuku.....vye-NEW-koo
 Jacob Weinmaster.....WINE-master
 Mikale Wilbon.....mick-KALE
 Tate Wildeman.....WILL-duh-munn
 Jaron Woodyard.....WOOD-yard
 Dedrick Young II.....DEAD-rik



1 TYJON LINDSEY

5-9 | 200 | SO. | WR

CORONA, CALIF.

2018 SEASON HIGHLIGHTS

- Did not have a catch, but had two carries for 9 yards vs. Colorado

2018 GAME-BY-GAME

OPPONENT	REC.	YDS	TD	LONG
Colorado	0	0	0	0
Troy				
at Michigan				
Purdue				
at Wisconsin				
at Northwestern				
Minnesota				
at Ohio St.				
Illinois				
Michigan St.				
at Iowa				

CAREER RECEIVING STATS

YEAR	G/S	REC.	YDS	Y/R	Y/G	TD
2017	12/1	12	76	6.3	6.3	0
2018	1/0	0	0	0.0	0.0	0
TOTAL	13/1	12	76	6.3	5.8	0

RUSHING: 9 att., 13 yds, 0 TD

KICKOFF RETURNS: 1 att., 17 yds, 0 TD

PUNT RETURNS: 4 att., -2 yds, 0 TD

CAREER HIGHS

Receptions	3 twice
Receiving Yards	18 vs. No. Illinois (2017)
Receiving Touchdowns	none
Long Reception	14 vs. Ohio St. (2017)



2 ADRIAN MARTINEZ

6-2 | 220 | FR. | QB

FRESNO, CALIF.

CAREER HONORS

- Nebraska Scholar-Athlete Honor Roll (Spring 2018)
- Athlon National Freshman of the Week (9/10)

NEBRASKA RECORDS

- Game Passing Yards by a True Freshman (187 vs. Colorado)
- Game Total Offense by a True Freshman (304 vs. Colorado)
- Game Rushing Yards by a True Freshman Quarterback (117 vs. Colorado)

CAREER NOTES

- Is the only true freshman quarterback to start the season opener in Nebraska history
- Is 1 of 2 freshmen quarterbacks to start a season opener in NU history (also Taylor Martinez as a redshirt freshman in 2010 vs. Western Ky.)
- Is 1 of 3 true freshmen to start at quarterback in Husker history (also Tommie Frazier in 1993 and Cody Green in 2009)

2018 NCAA RANKINGS

- Rushing Yards Per Game by a QB: 4th (117.0)
- Completion Percentage: 6th (.750)
- Scoring Per Game: 13th (12.0)
- Rushing Yards Per Carry: 17th (7.8)
- Rushing Yards Per Game: 20th (117.0)

2018 SEASON HIGHLIGHTS

- Set Nebraska true freshman records for passing yards (187) and total offense (304 yards) in season opener against Colorado
- Also ran for 117 yards against the Buffs, the first 100-yard rushing game by a true freshman quarterback in Nebraska history
- Marked the first 100-yard rushing game by an NU quarterback since 2016 (Tommy Armstrong Jr.)
- 41-yard touchdown run vs. CU was the longest by a Husker quarterback since a 42-yard run by Tommy Armstrong Jr. in 2014
- Left the game in the fourth quarter with an injury

2018 PASSING GAME-BY-GAME

OPPONENT	COMP-ATT	YDS	TD	INT
Colorado	15-20	187	1	1
Troy				
at Michigan				
Purdue				
at Wisconsin				
at Northwestern				
Minnesota				
at Ohio St.				
Illinois				
Michigan St.				
at Iowa				

2018 RUSHING GAME-BY-GAME

OPPONENT	ATT.	YDS	TD	LONG
Colorado	15	117	2	41
Troy				
at Michigan				
Purdue				
at Wisconsin				
at Northwestern				
Minnesota				
at Ohio St.				
Illinois				
Michigan St.				
at Iowa				

CAREER PASSING STATS

YEAR	G/S	CMP-ATT	PCT	YDS	TD	INT
2018	1/1	15-20	75.0	187	1	1

CAREER RUSHING STATS

YEAR	G/S	ATT.	NET	Y/A	Y/G	TD
2018	1/1	15	117	7.8	117.0	2

CAREER PASSING HIGHS

Attempts	20 vs. Colorado (2018)
Completions	15 vs. Colorado (2018)
Yards	187 vs. Colorado (2018)
Touchdowns	1 vs. Colorado (2018)
Long Completion	57 vs. Colorado (TD) (2018)

CAREER RUSHING HIGHS

Attempts	15 vs. Colorado (2018)
Yards	117 vs. Colorado (2018)
Touchdowns	2 vs. Colorado (2018)
Long Rush	41 vs. Colorado (TD) (2018)



3 WILL HONAS

6-1 | 235 | JR. | ILB

WICHITA, KAN.

CAREER HONORS

- Nebraska Scholar-Athlete Honor Roll (Spring 2018)

CAREER NOTES

- Came to Nebraska from Butler CC in Kansas, where he totaled 117 tackles in 2 years

2018 SEASON HIGHLIGHTS

- Had two tackles in his debut vs. Colorado

2018 GAME-BY-GAME

OPPONENT	UT-AT-TT	TFL-YD	SACK-YD
Colorado	0-2-2	0-0	0.0-0
Troy			
at Michigan			
Purdue			
at Wisconsin			
at Northwestern			
Minnesota			
at Ohio St.			
Illinois			
Michigan St.			
at Iowa			

CAREER TACKLE STATS

YEAR	G/S	UT	AT	TT	TFL-YD	SCK-YD
2018	1/0	0	2	2	0-0	0.0-0

CAREER MISCELLANEOUS STATS

YEAR	FF	FR	PBU	INT	QBH	BLK
2018	0	0	0	0	0	0

CAREER HIGHS

Tackles	2 vs. Colorado (2018)
TFLs	none
Sacks	none
Breakups	none



4 CALEB TANNOR

6-2 | 210 | FR. | OLB

STONE MOUNTAIN, GA.

2018 SEASON HIGHLIGHTS

- Had one solo tackle on special teams in his Husker debut against Colorado

2018 GAME-BY-GAME

OPPONENT	UT-AT-TT	TFL-YD	SACK-YD
Colorado	1-0-1	0-0	0.0-0
Troy			
at Michigan			
Purdue			
at Wisconsin			
at Northwestern			
Minnesota			
at Ohio St.			
Illinois			
Michigan St.			
at Iowa			

CAREER TACKLE STATS

YEAR	G/S	UT	AT	TT	TFL-YD	SCK-YD
2018	1/0	1	0	1	0-0	0.0-0

CAREER MISCELLANEOUS STATS

YEAR	FF	FR	PBU	INT	QBH	BLK
2018	0	0	0	0	0	0

CAREER HIGHS

Tackles	1 vs. Colorado (2018)
TFLs	none
Sacks	none
Breakups	none



5 DEDRICK YOUNG II

6-1 | 245 | SR. | ILB

PEORIA, ARIZ.

CAREER HONORS

- BTN All-Freshman Team (2015)
- Nebraska Newcomer of the Year (2015)
- Academic All-Big Ten (2016)
- Nebraska Scholar-Athlete Honor Roll (Spring 2015)
- 2-Time Brook Berringer Citizenship Team
- 2-Time Tom Osborne Citizenship Team

NEBRASKA RECORDS

- Season Tackles by a True Freshman (61 in 2015)

CAREER NOTES

- 4th Husker to record 200 career tackles prior to his senior season
- 201 tackles were most by a Husker entering his senior season since Barrett Ruud - Young's position coach - in 2004 (289)
- 32 starts rank 2nd among Big Ten linebackers behind Wisconsin's T.J. Edwards (41)
- 32nd in NU history with 210 career tackles

2018 SEASON HIGHLIGHTS

- Ranks 16th nationally in TFLs per game
- Tied his career high with two TFLs as part of a nine-tackle performance against Colorado

2018 GAME-BY-GAME

OPPONENT	UT-AT-TT	TFL-YD	SACK-YD
Colorado	4-5-9	2-3	0.0-0
Troy			
at Michigan			
Purdue			
at Wisconsin			
at Northwestern			
Minnesota			
at Ohio St.			
Illinois			
Michigan St.			
at Iowa			

CAREER TACKLE STATS

YEAR	G/S	UT	AT	TT	TFL-YD	SCK-YD
2015	12/11	25	36	61	5-8	0.0-0
2016	12/9	34	26	60	4-5	1.0-3
2017	12/11	33	47	80	4-9	1.0-5
2018	1/1	4	5	9	2-3	0.0-0
TOTAL	37/32	96	114	210	15-25	2.0-8

CAREER MISCELLANEOUS STATS

YEAR	FF	FR	PBU	INT	QBH	BLK
2015	0	0	3	0	2	0
2016	1	0	4	0	2	0
2017	0	0	1	0	1	0
2018	0	0	0	0	0	0
TOTAL	1	0	8	0	5	0

CAREER HIGHS

Tackles	14 vs. Ohio St. (2017)
TFLs	2 four times
Sacks	1.0 twice
Breakups	2 vs. Purdue (2016)



7 MOHAMED BARRY

6-1 | 230 | JR. | ILB

GRAYSON, GA.

CAREER HONORS

- 2-Time Academic All-Big Ten
- 3-Time Nebraska Scholar-Athlete Honor Roll
- 3-Time Brook Berringer Citizenship Team
- 3-Time Tom Osborne Citizenship Team

2018 SEASON HIGHLIGHTS

- Ranks 14th nationally in tackles per game (14)
- Had a career-high 12 tackles against Colorado in his first career start
- Marked the first double-digit tackle game of his career, eclipsing his previous career high of eight tackles vs. Ohio State in 2017

2018 GAME-BY-GAME

OPPONENT	UT-AT-TT	TFL-YD	SACK-YD
Colorado	4-8-12	1-6	0.0-0
Troy			
at Michigan			
Purdue			
at Wisconsin			
at Northwestern			
Minnesota			
at Ohio St.			
Illinois			
Michigan St.			
at Iowa			

CAREER TACKLE STATS

YEAR	G/S	UT	AT	TT	TFL-YD	SCK-YD
2015		Redshirt				
2016	13/0	0	6	6	0-0	0.0-0
2017	12/2	15	23	38	1-1	0.0-0
2018	1/1	4	8	12	1-6	0.0-0
TOTAL	26/3	19	37	56	2-7	0.0-0

CAREER MISCELLANEOUS STATS

YEAR	FF	FR	PBU	INT	QBH	BLK
2015		Redshirt				
2016	0	1	0	0	0	0
2017	0	0	1	0	0	0
2018	0	0	0	0	1	0
TOTAL	0	1	1	0	1	0

CAREER HIGHS

Tackles	12 vs. Colorado (2018)
TFLs	2 vs. Colorado (2018)
Sacks	none
Breakups	1 at Penn St. (2017)



8 STANLEY MORGAN JR.

6-1 | 200 | SR. | WR

NEW ORLEANS, LA.

CAREER HONORS

- 2nd-Team All-Big Ten (2017)
- Biletnikoff Award Nominee (2017)
- Nebraska Newcomer of the Year (2015)
- Tom Osborne Citizenship Team (2017)
- Brook Berringer Citizenship Team (2017)

NEBRASKA RECORDS

- Season Receiving Yards (986 in 2017)
- Season 100-Yard Receiving Games (5 in 2017)

NEBRASKA RECORD WATCH

- Receptions (7th; 119)
- Receiving Yards (6th; 1,743)
- Receiving Touchdowns (t-6th; 15)
- 100-Yard Receiving Games (t-4th; 5)
- Consecutive Games with a Reception (5th; 27)*

*active streak

CAREER NOTES

- Has caught a pass in 27 consecutive games and multiple passes in 14 straight games
- 27-game reception streak ranks 7th nationally
- 3rd in school history with 10 TD catches in 2017
- 5th in school history with 61 catches in 2017
- No. 2 receiving yardage game in school history (185 yards at Penn State in 2017)
- Led the Big Ten & ranked 15th nationally in receiving yards per game in 2017 (89.6)
- Led all Big Ten receivers & was 16th nationally in touchdown receptions in 2017 (10)
- Ranked 2nd in the Big Ten & 31st nationally in receiving yards in 2017 (986)

2018 SEASON HIGHLIGHTS

- Ranked as the No. 48 player in the nation this summer by Sports Illustrated
- Ranked as the No. 7 wide receiver in the country this summer by ESPN
- Had five catches for 75 yards vs. Colorado, extending his streak to 27 consecutive games with a reception and 14 straight games with multiple catches

2018 GAME-BY-GAME

OPPONENT	REC.	YDS	TD	LONG
Colorado	5	75	0	25
Troy				
at Michigan				
Purdue				
at Wisconsin				
at Northwestern				
Minnesota				
at Ohio St.				
Illinois				
Michigan St.				
at Iowa				

CAREER RECEPTIONS

RK.	PLAYER, YEARS	REC.
1.	Kenny Bell, 2011-14	181
2.	Jordan Westerkamp, 2013-16	167
3.	Nate Swift, 2005-08	166
4.	Johnny Rodgers, 1970-72	143
5.	Terrence Nunn, 2004-07	136
6.	Marlon Lucky, 2005-08	135
7.	Stanley Morgan Jr., 2015-18	124

CAREER RECEIVING YARDS

RK.	PLAYER, YEARS	YARDS
1.	Kenny Bell, 2011-14	2,689
2.	Johnny Rodgers, 1970-72	2,479
3.	Nate Swift, 2005-08	2,476
4.	Jordan Westerkamp, 2013-16	2,474
5.	Stanley Morgan Jr., 2015-18	1,818

CAREER RECEIVING TOUCHDOWNS

RK.	PLAYER, YEARS	TDs
1.	Johnny Rodgers, 1970-72	25
2.	Nate Swift, 2005-08	22
3.	Kenny Bell, 2011-14	21
4.	Jordan Westerkamp, 2013-16	18
5.	Maurice Purify, 2006-07	16
6.	Jon Bostick, 1988-91	15
	Quincy Enunwa, 2010-13	15
	Stanley Morgan Jr., 2015-18	15

CAREER 100-YARD RECEIVING GAMES

RK.	PLAYER, YEARS	TOTAL
1.	Johnny Rodgers, 1970-72	10
2.	Jordan Westerkamp, 2013-16	8
	Nate Swift, 2005-08	8
4.	Kenny Bell, 2011-14	5
	Niles Paul, 2007-10	5
	Irving Fryar, 1981-83	5
	Stanley Morgan Jr., 2015-18	5

CONSECUTIVE GAMES WITH A CATCH

RK.	PLAYER, YEARS	TOTAL
1.	Johnny Rodgers, 1970-72	37
2.	Jordan Westerkamp, 2013-16	36
3.	Terrence Nunn, 2004-07	32
4.	Kenny Bell, 2011-14	28
5.	Stanley Morgan Jr., 2015-18*	27

*active streak

CAREER RECEIVING STATS

YEAR	G/S	REC.	YDS	Y/R	Y/G	TD
2015	13/3	25	304	12.2	22.8	3
2016	13/9	33	453	13.7	34.8	2
2017	11/8	61	986	16.2	89.6	10
2018	1/1	5	75	15.0	75.0	0
TOTAL	38/21	124	1,818	14.7	47.8	15

RUSHING: 2 att., 2 yds, 0 TD

CAREER HIGHS

Receptions	8 at Illinois (2017)
Receiving Yards	185 at Penn State (2017)
Receiving TDs	2 twice
Long Reception	80 vs. Wisconsin (TD) (2017)



10 JD SPIELMAN

5-9 | 185 | SO. | WR
EDEN PRAIRIE, MINN.

CAREER HONORS

- Freshman All-American (2017)
- 3rd-Team All-Big Ten (2017, Coaches)
- Honorable-Mention All-Big Ten (2017, Media)
- Honorable-Mention All-Big Ten (KR, 2017)
- BTN All-Freshman Team (WR & KR, 2017)
- Nebraska Scout Team Offensive MVP (2016)
- Nebraska Scholar-Athlete Honor Roll (Spring 2015)

NEBRASKA RECORDS

- Game Receiving Yards (200 vs. Ohio St., 2017)
- Freshman Season Receptions (55)
- Freshman Season Receiving Yards (830)
- Freshman Season All-Purpose Yards (1,572)
- Freshman Season 100-Yard Receiving Games (2)
- Freshman Game Receptions (11 vs. Ohio St.)

CAREER NOTES

- Led all FBS freshmen with 830 receiving yards and 75.5 receiving yards per game in 2017
- 2nd among FBS freshmen with 142.9 all-purpose yards per game and 669 kickoff return yards
- Led the Big Ten with 88.1 receiving yards per game in conference games in 2017
- 13th nationally in all-purpose yards in 2017
- 1st career touch was a 99-yard kickoff return TD in the 2017 season opener vs. Arkansas St.
- 3rd-best receptions game in school history (11 vs. Ohio State in 2017)

2018 SEASON HIGHLIGHTS

- Caught NU's lone touchdown pass vs. Colorado with a 57-yard catch in the third quarter, the second-longest reception of his career
- Had 106 all-purpose yards against CU, hitting the century mark for the seventh straight game

2018 GAME-BY-GAME

OPPONENT	REC.	YDS	TD	LONG
Colorado	3	67	1	57
Troy				
at Michigan				
Purdue				
at Wisconsin				
at Northwestern				
Minnesota				
at Ohio St.				
Illinois				
Michigan St.				
at Iowa				

CAREER RECEIVING STATS

YEAR	G/S	REC.	YDS	Y/R	Y/G	TD
2016						
2017	11/4	55	830	15.1	75.5	2
2018	1/1	3	67	22.3	67.0	1
TOTAL	12/5	58	897	15.5	74.8	3

RUSHING: 11 att., 77 yds, 0 TD

KICKOFF RETURNS: 29 att., 704 yds, 1 TD

CAREER HIGHS

Receptions	11 vs. Ohio St. (2017)
Receiving Yards	200 vs. Ohio St. (2017)*
Receiving TDs	1 three times
Long Reception	77 vs. Ohio St. (TD) (2017)

*school record



11 AUSTIN ALLEN

6-8 | 245 | RFR. | TE
AURORA, NEB.

CAREER HONORS

- 4-Time Nebraska Scholar-Athlete Honor Roll
- Brook Berringer Citizenship Team (2018)
- Tom Osborne Citizenship Team (2018)

2018 SEASON HIGHLIGHTS

- Made his career debut against Colorado, but did not have a reception

2018 GAME-BY-GAME


OPPONENT	REC.	YDS	TD	LONG
Colorado	0	0	0	0
Troy				
at Michigan				
Purdue				
at Wisconsin				
at Northwestern				
Minnesota				
at Ohio St.				
Illinois				
Michigan St.				
at Iowa				

CAREER RECEIVING STATS

YEAR	G/S	REC.	YDS	Y/R	Y/G	TD
2017						
2018	1/0	0	0	0.0	0.0	0
TOTAL	1/0	0	0	0.0	0.0	0

CAREER HIGHS

Receptions	none
Receiving Yards	none
Receiving Touchdowns	none
Long Reception	none



12 LUKE GIFFORD

6-3 | 245 | SR. | ILB
LINCOLN, NEB.

CAREER HONORS

- 4-Time Nebraska Scholar-Athlete Honor Roll
- Sam Foltz Hero 27 Leadership Award (2018)
- 4-Time Brook Berringer Citizenship Team
- 4-Time Tom Osborne Citizenship Team

2018 SEASON HIGHLIGHTS

- Ranks 3rd nationally in sacks per game (1.5)
- Ranks 16th nationally in TFLs per game (2.0)
- Ranks 21st nationally in tackles per game (11)
- Set career highs in tackles (11), TFLs (3) and sacks (1.5) in season opener against Colorado
- His 1.5 sacks against the Buffs matched his career total entering the game

2018 GAME-BY-GAME

OPPONENT	UT-AT-TT	TFL-YD	SACK-YD
Colorado	3-8-11	3-13	1.5-11
Troy			
at Michigan			
Purdue			
at Wisconsin			
at Northwestern			
Minnesota			
at Ohio St.			
Illinois			
Michigan St.			
at Iowa			

CAREER TACKLE STATS

YEAR	G/S	UT	AT	TT	TFL-YD	SCK-YD
2014						
2015	6/0	2	5	7	1-3	0.0-0
2016	4/0	0	1	1	0-0	0.0-0
2017	7/7	20	19	39	5-7	1.5-10
2018	1/1	3	8	11	3-13	1.5-11
TOTAL	18/8	25	33	58	9-23	3.0-21

CAREER MISCELLANEOUS STATS

YEAR	FF	FR	PBU	INT	QBH	BLK
2014						
2015	0	0	0	0	0	0
2016	0	0	0	0	0	0
2017	0	0	1	1	0	0
2018	0	0	0	0	1	0
TOTAL	0	0	1	1	1	0

CAREER HIGHS

Tackles	11 vs. Colorado (2018)
TFLs	3 vs. Colorado (2018)
Sacks	1.5 vs. Colorado (2018)
Breakups	1 at Oregon (2017)
Interceptions	1 vs. Rutgers (2017)



13 JOJO DOMANN

6-1 | 225 | SO. | S

COLORADO SPRINGS, COLO.

CAREER HONORS

- Academic All-Big Ten (2017)
- 2-Time Nebraska Scholar-Athlete Honor Roll
- 2-Time Brook Berringer Citizenship Team
- 2-Time Tom Osborne Citizenship Team

2018 SEASON HIGHLIGHTS

- Had one special teams tackle in the season opener against Colorado after missing all of 2017 with an injury

2018 GAME-BY-GAME

OPPONENT	UT-AT-TT	TFL-YD	PBU	INT
Colorado	1-0-1	0-0	0	0
Troy				
at Michigan				
Purdue				
at Wisconsin				
at Northwestern				
Minnesota				
at Ohio St.				
Illinois				
Michigan St.				
at Iowa				

CAREER TACKLE STATS

YEAR	G/S	UT	AT	TT	TFL-YD	SCK-YD
2016	13/0	5	3	8	0-0	0.0-0
2017		Redshirt				
2018	1/0	1	0	1	0-0	0.0-0
TOTAL	14/0	6	3	9	0-0	0.0-0

CAREER MISCELLANEOUS STATS

YEAR	FF	FR	PBU	INT	QBH	BLK
2016	1	0	0	0	0	0
2017	Redshirt (Injured)					
2018	0	0	0	0	0	0
TOTAL	1	0	0	0	0	0

CAREER HIGHS

Tackles	2 vs. Tennessee (2016)
TFLs	none
Sacks	none
Breakups	none
Interceptions	none



14 TRE NEAL

6-1 | 215 | SR. | S

ATLANTA, GA.

CAREER NOTES

- Graduate transfer from UCF
- Played in 38 games with 18 starts at UCF
- Started all 13 games in UCF's 2017 perfect 13-0 season
- Has started 14 consecutive games, including his junior season at UCF in 2017

2018 SEASON HIGHLIGHTS

- Started the season opener vs. Colorado and had five tackles in his Husker debut

2018 GAME-BY-GAME

OPPONENT	UT-AT-TT	TFL-YD	PBU	INT
Colorado	2-3-5	0-0	0	0
Troy				
at Michigan				
Purdue				
at Wisconsin				
at Northwestern				
Minnesota				
at Ohio St.				
Illinois				
Michigan St.				
at Iowa				

CAREER TACKLE STATS

YEAR	G/S	UT	AT	TT	TFL-YD	SCK-YD
2014		Redshirt				
2015	12/5	30	25	55	1-1	0.0-0
2016	13/0	11	10	21	0-0	0.0-0
2017	13/13	41	27	68	2-3	0.0-0
2018	1/1	2	3	5	0-0	0.0-0
TOTAL	39/19	84	65	149	1-4	0.0-0

CAREER MISCELLANEOUS STATS

YEAR	FF	FR	PBU	INT	QBH	BLK
2014	Redshirt					
2015	0	1	3	0	0	0
2016	1	0	0	0	0	1
2017	1	1	3	3	0	0
2018	0	0	0	0	0	0
TOTAL	2	2	6	3	0	1

CAREER HIGHS

Tackles	13 at Cincinnati (2015)*
TFLs	1 three times*
Sacks	none
Breakups	1 six times*
Interceptions	1 three times*

*at UCF



17 ANDREW BUNCH

6-1 | 210 | SO. | QB

THOMPSON STATION, TENN.

CAREER HONORS

- Nebraska Scholar-Athlete Honor Roll (Spring 2018)

CAREER NOTES

- Threw for 1,331 yards and 13 touchdowns as a freshman at Scottsdale CC in 2016

2018 SEASON HIGHLIGHTS

- Made his career debut against Colorado, throwing for 49 yards off the bench in the 4th quarter
- Led a 44-yard drive that ended with an incomplete pass in the end zone as time expired

2018 PASSING GAME-BY-GAME

OPPONENT	COMP-ATT	YDS	TD	INT
Colorado	4-9	49	0	0
Troy				
at Michigan				
Purdue				
at Wisconsin				
at Northwestern				
Minnesota				
at Ohio St.				
Illinois				
Michigan St.				
at Iowa				

CAREER PASSING STATS

YEAR	G/S	CMP-ATT	PCT	YDS	TD	INT
2017		Redshirt				
2018	1/0	4-9-0	44.4	49	0	0
TOTAL	1/0	4-9-0	44.4	49	0	0

CAREER RUSHING STATS

YEAR	G/S	ATT.	NET	Y/A	Y/G	TD
2017		Redshirt				
2018	1/0	1	1	1.0	1.0	0
TOTAL	1/0	1	1	1.0	1.0	0

CAREER PASSING HIGHS

Attempts	9 vs. Colorado (2018)
Completions	4 vs. Colorado (2018)
Yards	49 vs. Colorado (2018)
Touchdowns	none
Long Completion	25 vs. Colorado (2018)

CAREER RUSHING HIGHS

Attempts	1 vs. Colorado (2018)
Yards	1 vs. Colorado (2018)
Touchdowns	none
Long Rush	1 vs. Colorado (2018)



17 CAM TAYLOR

6-0 | 205 | FR. | CB
MONTGOMERY, ALA.

2018 SEASON HIGHLIGHTS

- Saw action as a true freshman in the season opener, recording one solo tackle vs. Colorado

2018 GAME-BY-GAME

OPPONENT	UT-AT-TT	TFL-YD	PBU	INT
Colorado	1-0-1	0-0	0	0
Troy				
at Michigan				
Purdue				
at Wisconsin				
at Northwestern				
Minnesota				
at Ohio St.				
Illinois				
Michigan St.				
at Iowa				

CAREER TACKLE STATS

YEAR	G/S	UT	AT	TT	TFL-YD	SCK-YD
2018	1/0	1	0	1	0-0	0.0-0

CAREER MISCELLANEOUS STATS

YEAR	FF	FR	PBU	INT	QBH	BLK
2018	0	0	0	0	0	0

CAREER HIGHS

Tackles	1 vs. Colorado (2018)
TFLs	none
Sacks	none
Breakups	none
Interceptions	none



19 MIKE WILLIAMS

5-10 | 185 | JR. | WR
LAKE CITY, FLA.

CAREER HONORS

- Nebraska Scholar-Athlete Honor Roll (Spring 2018)

CAREER NOTES

- Came to Nebraska from East Mississippi CC, the 2017 National Junior College Athletic Association national champion
- Began his career at Georgia Southern (2016)

2018 SEASON HIGHLIGHTS

- Had three catches for 40 yards in his Husker debut against Colorado, matching his total of three catches in 11 games as a freshman at Georgia Southern in 2016 and exceeding his receiving yardage total at Georgia Southern (27)

2018 GAME-BY-GAME

OPPONENT	REC.	YDS	TD	LONG
Colorado	3	40	0	19
Troy				
at Michigan				
Purdue				
at Wisconsin				
at Northwestern				
Minnesota				
at Ohio St.				
Illinois				
Michigan St.				
at Iowa				

CAREER RECEIVING STATS

YEAR	G/S	REC.	YDS	Y/R	Y/G	TD
2016*	11/0	3	27	9.0	2.5	0
2017						
2018	1/1	3	40	13.3	40.0	0
TOTAL	12/1	6	67	11.2	5.6	0

*at Georgia Southern

CAREER HIGHS

Receptions	3 vs. Colorado (2018)
Receiving Yards	40 vs. Colorado (2018)
Receiving Touchdowns	none
Long Reception	23 vs. New Mexico St. (2016)*

*at Georgia Southern



21 LAMAR JACKSON

6-3 | 215 | JR. | DB
ELK GROVE, CALIF.

CAREER HONORS

- Nebraska Scholar-Athlete Honor Roll (Spring 2018)

2018 SEASON HIGHLIGHTS

- Earned his 13th consecutive start in season opener vs. Colorado

2018 GAME-BY-GAME

OPPONENT	UT-AT-TT	TFL-YD	PBU	INT
Colorado	0-1-1	0-0	0	0
Troy				
at Michigan				
Purdue				
at Wisconsin				
at Northwestern				
Minnesota				
at Ohio St.				
Illinois				
Michigan St.				
at Iowa				

CAREER TACKLE STATS

YEAR	G/S	UT	AT	TT	TFL-YD	SCK-YD
2016	13/1	14	3	17	2-14	1.0-11
2017	12/12	27	11	38	0-0	0.0-0
2018	1/1	0	1	1	0-0	0.0-0
TOTAL	26/14	41	15	56	2-14	1.0-11

CAREER MISCELLANEOUS STATS

YEAR	FF	FR	PBU	INT	QBH	BLK
2016	0	0	0	0	0	0
2017	0	0	3	0	0	0
2018	0	0	0	0	0	0
TOTAL	0	0	3	0	0	0

CAREER HIGHS

Tackles	8 at Purdue (2017)
TFLs	2 vs. Fresno St. (2016)
Sacks	1.0 vs. Fresno St. (2016)
Breakups	1 three times
Interceptions	none



22 ALEX DAVIS

6-5 | 255 | JR. | OLB
RIVIERA BEACH, FLA.

CAREER HONORS

- Nebraska Scout Team Defensive MVP (2015)
- Nebraska Scholar-Athlete Honor Roll (Spring 2016)
- 2-Time Brook Berringer Citizenship Team
- 2-Time Tom Osborne Citizenship Team

2018 SEASON HIGHLIGHTS

- Saw action but did not record a tackle against Colorado

2018 GAME-BY-GAME

OPPONENT	UT-AT-TT	TFL-YD	SACK-YD
Colorado	0-0-0	0-0	0.0-0
Troy			
at Michigan			
Purdue			
at Wisconsin			
at Northwestern			
Minnesota			
at Ohio St.			
Illinois			
Michigan St.			
at Iowa			

CAREER TACKLE STATS

YEAR	G/S	UT	AT	TT	TFL-YD	SCK-YD
2015		Redshirt				
2016	13/0	0	2	2	0-0	0.0-0
2017	12/5	10	7	17	4-11	1.5-5
2018	1/0	0	0	0	0-0	0.0-0
TOTAL	26/5	10	9	19	4-11	1.5-5

CAREER MISCELLANEOUS STATS

YEAR	FF	FR	PBU	INT	QBH	BLK
2015	Redshirt					
2016	0	0	0	0	0	0
2017	0	0	0	0	0	0
2018	0	0	0	0	0	0
TOTAL	0	0	0	0	0	0

CAREER HIGHS

Tackles	4 vs. Northwestern (2017)
TFLs	2 vs. Iowa (2017)
Sacks	1.0 at Penn St. (2017)
Breakups	none
Interceptions	none



22 DEVINE OZIGBO

6-0 | 235 | SR. | RB
SACHSE, TEXAS

CAREER HONORS

- Nebraska Scholar-Athlete Honor Roll (Fall 2016)

CAREER NOTES

- 1 of 65 Huskers to rush for 1,000 career yards
- 52nd in school history in career rushing yards (1,174)

2018 SEASON HIGHLIGHTS

- Ran for 60 yards and a touchdown vs. Colorado and added two catches for 17 yards

2018 GAME-BY-GAME

OPPONENT	ATT.	YDS	TD	LONG
Colorado	14	60	1	8
Troy				
at Michigan				
Purdue				
at Wisconsin				
at Northwestern				
Minnesota				
at Ohio St.				
Illinois				
Michigan St.				
at Iowa				


CAREER STATS

YEAR	G/S	ATT.	NET	Y/A	Y/G	TD
2015	11/0	38	209	5.5	19.0	1
2016	11/1	97	412	4.2	37.5	5
2017	10/3	129	493	3.8	49.3	3
2018	1/0	14	60	4.3	60.0	1
TOTAL	33/4	278	1,174	4.2	35.6	10

RECEIVING: 28 rec., 302 yds, 0 TD

CAREER HIGHS

Attempts	24 vs. Rutgers (2017)
Yards	112 vs. Wisconsin (2017)
Touchdowns	2 vs. Fresno St. (2016)
Long Rush	42 vs. Tennessee (2016)
Receptions	6 at Purdue (2017)
Receiving Yards	42 at Purdue (2017)



23 DICAPRIO BOOTLE

5-10 | 190 | SO. | DB
MIAMI, FLA.

CAREER HONORS

- Academic All-Big Ten (2017)
- Nebraska Scholar-Athlete Honor Roll (Fall 2016)
- Brook Berringer Citizenship Team (2018)
- Tom Osborne Citizenship Team (2018)

2018 SEASON HIGHLIGHTS

- Ranks 14th nationally in passes defended (2)
- Started and had three tackles and his first two career pass breakups against Colorado

2018 GAME-BY-GAME

OPPONENT	UT-AT-TT	TFL-YD	PBU	INT
Colorado	1-2-3	0-0	2	0
Troy				
at Michigan				
Purdue				
at Wisconsin				
at Northwestern				
Minnesota				
at Ohio St.				
Illinois				
Michigan St.				
at Iowa				

CAREER TACKLE STATS

YEAR	G/S	UT	AT	TT	TFL-YD	SCK-YD
2016		Redshirt				
2017	12/1	11	4	15	1-1	0.0-0
2018	1/1	1	2	3	0-0	0.0-0
TOTAL	13/2	12	6	18	1-1	0.0-0

CAREER MISCELLANEOUS STATS

YEAR	FF	FR	PBU	INT	QBH	BLK
2016	Redshirt					
2017	0	0	0	0	0	0
2018	0	0	2	0	0	0
TOTAL	0	0	2	0	0	0

CAREER HIGHS

Tackles	4 at Oregon (2017)
TFLs	1 vs. Ohio St. (2017)
Sacks	none
Breakups	2 vs. Colorado (2018)
Interceptions	none



24 AARON WILLIAMS

5-11 | 190 | SR. | DB

ATLANTA, GA.

CAREER HONORS

- Nebraska Scholar-Athlete Honor Roll (Spring 2015)

2018 SEASON HIGHLIGHTS

- Led the Husker secondary with eight tackles off the bench vs. Colorado

2018 GAME-BY-GAME

OPPONENT	UT-AT-TT	TFL-YD	PBU	INT
Colorado	4-4-8	0-0	0	0
Troy				
at Michigan				
Purdue				
at Wisconsin				
at Northwestern				
Minnesota				
at Ohio St.				
Illinois				
Michigan St.				
at Iowa				

CAREER TACKLE STATS

YEAR	G/S	UT	AT	TT	TFL-YD	SCK-YD
2015	13/3	17	7	24	3-9	0.0-0
2016	13/11	32	30	62	6-22	2.0-18
2017	9/8	31	17	48	1-4	0.0-0
2018	1/0	4	4	8	0-0	0.0-0
TOTAL	36/22	84	58	142	10-35	2.0-18

CAREER MISCELLANEOUS STATS

YEAR	FF	FR	PBU	INT	QBH	BLK
2015	0	0	0	0	0	0
2016	0	0	7	3	0	0
2017	0	1	3	2	0	0
2018	0	0	0	0	1	0
TOTAL	0	1	10	5	1	0

CAREER HIGHS

Tackles	12 at Oregon (2017)
TFLs	1 10 times
Sacks	1.0 twice
Breakups	2 vs. Maryland (2016)
Interceptions	1 five times



25 GREG BELL

6-0 | 205 | JR. | RB

CHULA VISTA, CALIF.

CAREER HONORS

- Nebraska Scholar-Athlete Honor Roll (Spring 2018)

CAREER NOTES

- Came to Nebraska from Arizona Western CC, where he was teammates with Husker wide receiver Jaron Woodyard
- Was a two-time first-team junior college All-American at Arizona Western
- Ran for 2,404 yards (114.5 yards per game) in his two seasons

2018 SEASON HIGHLIGHTS

- Ranks 14th nationally in yards per carry (7.8)
- Ran for 104 yards in his Husker debut vs. Colorado, averaging 8.0 yards per carry
- His 45-yard carry in the second quarter was the longest rush by a Husker in 21 games

2018 GAME-BY-GAME


OPPONENT	ATT.	YDS	TD	LONG
Colorado	13	104	0	45
Troy				
at Michigan				
Purdue				
at Wisconsin				
at Northwestern				
Minnesota				
at Ohio St.				
Illinois				
Michigan St.				
at Iowa				

CAREER STATS

YEAR	G/S	ATT.	NET	Y/A	Y/G	TD
2018	1/1	13	104	8.0	104.0	0

CAREER HIGHS

Attempts	13 vs. Colorado (2018)
Yards	104 vs. Colorado (2018)
Touchdowns	none
Long Rush	45 vs. Colorado (2018)



25 ANTONIO REED

6-2 | 215 | SR. | DB

MEMPHIS, TENN.

CAREER HONORS

- Brook Berringer Citizenship Team (2017)
- Tom Osborne Citizenship Team (2017)

2018 SEASON HIGHLIGHTS

- Started his first season opener against Colorado and registered four tackles

2018 GAME-BY-GAME

OPPONENT	UT-AT-TT	TFL-YD	PBU	INT
Colorado	1-3-4	0-0	0	0
Troy				
at Michigan				
Purdue				
at Wisconsin				
at Northwestern				
Minnesota				
at Ohio St.				
Illinois				
Michigan St.				
at Iowa				

CAREER TACKLE STATS

YEAR	G/S	UT	AT	TT	TFL-YD	SCK-YD
2015	13/0	9	1	10	0-0	0.0-0
2016	12/1	14	8	22	0-0	0.0-0
2017	10/4	24	18	42	2-5	0.0-0
2018	1/1	1	3	4	0-0	0.0-0
TOTAL	36/6	48	30	78	2-5	0.0-0

CAREER MISCELLANEOUS STATS

YEAR	FF	FR	PBU	INT	QBH	BLK
2015	2	0	0	0	0	0
2016	0	0	2	0	1	0
2017	1	0	1	1	0	0
2018	0	0	0	0	0	0
TOTAL	3	0	3	1	1	0

CAREER HIGHS

Tackles	15 at Minnesota (17)
TFLs	1 twice
Sacks	none
Breakups	1 three times
Interceptions	1 vs. Rutgers (2017)



28 MAURICE WASHINGTON

6-1 | 190 | FR. | RB

STOCKTON, CALIF.

2018 SEASON HIGHLIGHTS

- Debuted with 34 rushing yards, 16 receiving yards and 50 yards of total offense in the season opener against Colorado

2018 GAME-BY-GAME

OPPONENT	ATT.	YDS	TD	LONG
Colorado	8	34	0	10

Troy
at Michigan
Purdue
at Wisconsin
at Northwestern
Minnesota
at Ohio St.
Illinois
Michigan St.
at Iowa

CAREER STATS

YEAR	G/S	ATT.	NET	Y/A	Y/G	TD
2018	1/0	8	34	4.2	34.0	0

RECEIVING: 2 rec., 16 yds, 0 TD

CAREER HIGHS

Attempts	8 vs. Colorado (2018)
Yards	34 vs. Colorado (2018)
Touchdowns	none
Long Rush	10 vs. Colorado (2018)
Receptions	2 vs. Colorado (2018)
Receiving Yards	16 vs. Colorado (2018)



31 COLLIN MILLER

6-3 | 245 | SO. | OLB

FISHERS, IND.

CAREER HONORS

- Nebraska Scout Team Defensive MVP (2016)
- Academic All-Big Ten (2015 & 2016)
- Nebraska Scholar-Athlete Honor Roll (Spring 2017)

2018 SEASON HIGHLIGHTS

- Had one tackle on special teams in the opener vs. Colorado

2018 GAME-BY-GAME

OPPONENT	UT-AT-TT	TFL-YD	SACK-YD
Colorado	0-1-1	0-0	0.0-0

Troy
at Michigan
Purdue
at Wisconsin
at Northwestern
Minnesota
at Ohio St.
Illinois
Michigan St.
at Iowa

CAREER TACKLE STATS

YEAR	G/S	UT	AT	TT	TFL-YD	SCK-YD
2016		Redshirt				
2017	12/0	4	7	11	0-0	0.0-0
2018	1/0	1	0	1	0-0	0.0-0
TOTAL	13/0	5	7	12	0-0	0.0-0

CAREER MISCELLANEOUS STATS

YEAR	FF	FR	PBU	INT	QBH	BLK
2016	Redshirt					
2017	0	0	0	0	0	0
2018	0	1	0	0	0	0
TOTAL	0	1	0	0	0	0

CAREER HIGHS

Tackles	4 vs. Iowa (2017)
TFLs	none
Sacks	none
Breakups	none
Interceptions	none



32 BARRET PICKERING

6-0 | 195 | FR. | PK

BIRMINGHAM, ALA.

2018 SEASON HIGHLIGHTS

- Started at place-kicker as a true freshman in the season opener vs. Colorado and connected on all four extra-point tries

2018 GAME-BY-GAME

OPPONENT	XP-ATT	FG-ATT	LG	BK	PTS
Colorado	4-4	0-1	0	0	4

Troy
at Michigan
Purdue
at Wisconsin
at Northwestern
Minnesota
at Ohio St.
Illinois
Michigan St.
at Iowa

CAREER STATS

YEAR	G/S	PAT	FG	PCT.	PTS	LG
2018	1/1	4/4	0/1	0.0	4	0

CAREER HIGHS

Field Goal Attempts	1 vs. Colorado (2018)
Field Goals Made	none
Long Field Goal	none
Points	4 vs. Colorado (2018)



35 CALEB LIGHTBOURN

6-3 | 250 | JR. | P

WASHOUGAL, WASH.

CAREER HONORS

- Big Ten Freshman of the Week (Oregon, 2016)
- Nebraska Scholar-Athlete Honor Roll (Fall 2016)
- 2-Time Brook Berringer Citizenship Team
- 2-Time Tom Osborne Citizenship Team

CAREER NOTES

- Has started 25 of Nebraska's 26 games the last three seasons
- Lone missed start was 2016 vs. Illinois, when he never saw the field, as NU never punted

2018 SEASON HIGHLIGHTS

- Punted three times for a 42.7-yard average vs. Colorado

2018 GAME-BY-GAME

OPPONENT	NO.	AVG	I20	LONG
Colorado	3	42.7	1	47
Troy				
at Michigan				
Purdue				
at Wisconsin				
at Northwestern				
Minnesota				
at Ohio St.				
Illinois				
Michigan St.				
at Iowa				

CAREER STATS

YEAR	NO.	AVG	LG	TB	I20	50+	BLK
2016	65	39.7	58	5	21	10	0
2017	59	42.1	69	4	21	13	0
2018	3	42.7	47	0	1	0	0
TOTAL	127	40.9	69	9	43	23	0

CAREER HIGHS

Punts	10 at Iowa (2016)
Average	48.0 vs. Ohio St. (2017)
Inside 20	3 10 times
50-Yard Punts	4 vs. No. Illinois (2017)
Long Punt	69 vs. Wisconsin (2017)



41 DEONTAI WILLIAMS

6-1 | 200 | SO. | DB

JACKSONVILLE, FLA.

CAREER HONORS

- Nebraska Scholar-Athlete Honor Roll (Spring 2018)

CAREER NOTES

- Came to Nebraska after spending the past two seasons at Jones County (Miss.) Junior College
- Has three seasons of eligibility at Nebraska after being granted a redshirt in 2016 at Jones County, when he suffered a season-ending injury in the first game of the year
- Totaled 30 tackles and two interceptions at Jones County

2018 SEASON HIGHLIGHTS

- Broke up a pass in his Husker debut against Colorado

2018 GAME-BY-GAME

OPPONENT	UT-AT-TT	TFL-YD	PBU	INT
Colorado	0-0-0	0-0	1	0
Troy				
at Michigan				
Purdue				
at Wisconsin				
at Northwestern				
Minnesota				
at Ohio St.				
Illinois				
Michigan St.				
at Iowa				

CAREER TACKLE STATS

YEAR	G/S	UT	AT	TT	TFL-YD	SCK-YD
2018	1/0	0	0	0	0-0	0.0-0

CAREER MISCELLANEOUS STATS

YEAR	FF	FR	PBU	INT	QBH	BLK
2018	0	0	1	0	0	0

CAREER HIGHS

Tackles	none
TFLs	none
Sacks	none
Breakups	1 vs. Colorado (2018)
Interceptions	none



43 TYRIN FERGUSON

6-2 | 230 | JR. | OLB

NEW ORLEANS, LA.

CAREER HONORS

- 2-Time Brook Berringer Citizenship Team
- 2-Time Tom Osborne Citizenship Team

2018 SEASON HIGHLIGHTS

- Ranks 16th nationally in TFLs per game (2.0)
- Ranks 19th nationally in sacks per game (1.0)
- Tallied a career-high 10 tackles in his first career start vs. Colorado
- His 10 tackles eclipsed his two-year career total of eight tackles entering the game
- Also notched his first career sack and first two career TFLs against the Buffs

2018 GAME-BY-GAME

OPPONENT	UT-AT-TT	TFL-YD	SACK-YD
Colorado	5-5-10	2-7	1.0-4
Troy			
at Michigan			
Purdue			
at Wisconsin			
at Northwestern			
Minnesota			
at Ohio St.			
Illinois			
Michigan St.			
at Iowa			

CAREER TACKLE STATS

YEAR	G/S	UT	AT	TT	TFL-YD	SCK-YD
2015	10/0	3	2	5	0-0	0.0-0
2016		Redshirt				
2017	5/0	1	2	3	0-0	0.0-0
2018	1/1	5	5	10	2-7	1.0-4
TOTAL	16/1	9	9	18	2-7	1.0-4

CAREER MISCELLANEOUS STATS

YEAR	FF	FR	PBU	INT	QBH	BLK
2015	0	0	0	0	0	0
2016		Redshirt				
2017	0	0	0	1	0	0
2018	0	0	0	0	0	0
TOTAL	0	0	0	1	0	0

CAREER HIGHS

Tackles	10 vs. Colorado (2018)
TFLs	2 vs. Colorado (2018)
Sacks	1.0 vs. Colorado (2018)
Interceptions	1 vs. Arkansas St. (2017)



44 MICK STOLTENBERG

6-5 | 315 | SR. | DL

GRETNA, NEB.

CAREER HONORS

- Academic All-District 7 (2017)
- 2-Time Academic All-Big Ten
- 7-Time Nebraska Scholar-Athlete Honor Roll
- Sam Foltz Hero 27 Leadership Award (2018)
- 2-Time Brook Berringer Citizenship Team
- 2-Time Tom Osborne Citizenship Team

CAREER NOTES

- Has started 21 consecutive games

2018 SEASON HIGHLIGHTS

- Had one tackle and anchored a line that helped limit Colorado to 44 rushing yards

2018 GAME-BY-GAME

OPPONENT	UT-AT-TT	TFL-YD	SACK-YD
Colorado	0-1-1	0-0	0.0-0
Troy			
at Michigan			
Purdue			
at Wisconsin			
at Northwestern			
Minnesota			
at Ohio St.			
Illinois			
Michigan St.			
at Iowa			

CAREER TACKLE STATS

YEAR	G/S	UT	AT	TT	TFL-YD	SCK-YD
2014		Redshirt				
2015	9/0	2	0	2	1-6	1.0-6
2016	12/9	9	16	25	3-6	1.5-5
2017	12/12	12	21	33	4-5	0.0-0
2018	1/1	0	1	1	0-0	0.0-0
TOTAL	34/22	23	38	61	8-17	2.5-11

CAREER MISCELLANEOUS STATS

YEAR	FF	FR	PBU	INT	QBH	BLK
2014		Redshirt				
2015	0	1	0	0	0	0
2016	0	0	0	0	1	0
2017	0	0	1	0	1	0
2018	0	0	0	0	0	0
TOTAL	0	1	1	0	2	0

CAREER HIGHS

Tackles	7 vs. Northwestern (2017)
TFLs	2 twice
Sacks	1.0 twice
Breakups	1 vs. Northwestern (2017)



62 COLE CONRAD

6-5 | 320 | SR. | OL

FREMONT, NEB.

CAREER HONORS

- Academic All-Big Ten (2016)
- 3-Time Nebraska Scholar-Athlete Honor Roll

2018 SEASON HIGHLIGHTS

- Started at center against Colorado, paving the way for Nebraska's biggest rushing game (329 yards) since 2014

CAREER STATS

- **Games:** 26 (13 in 2016; 12 in 2017; 1 in 2018)
- **Starts:** 13 (5 in 2016; 7 in 2017; 1 in 2018)



63 TANNER FARMER

6-4 | 325 | SR. | OL

HIGHLAND, ILL.

CAREER HONORS

- Nebraska Scholar-Athlete Honor Roll (Fall 2016)
- Sam Foltz Hero 27 Leadership Award (2017)
- 3-Time Brook Berringer Citizenship Team
- 3-Time Tom Osborne Citizenship Team

2018 SEASON HIGHLIGHTS

- Started at right guard against Colorado, helping the Husker offense total 565 yards, Nebraska's highest output since 2016

CAREER STATS

- **Games:** 20 (11 in 2016; 8 in 2017; 1 in 2018)
- **Starts:** 20 (11 in 2016; 8 in 2017; 1 in 2018)



67 JERALD FOSTER

6-3 | 335 | SR. | OL

LINCOLN, NEB.

CAREER HONORS

- Honorable-Mention All-Big Ten (2017)
- 2-Time Academic All-Big Ten
- Arthur Ashe Jr. Sports Scholar Award (2018)
- 8-Time Nebraska Scholar-Athlete Honor Roll
- Sam Foltz Hero 27 Leadership Award (2017)
- 3-Time Brook Berringer Citizenship Team
- 3-Time Tom Osborne Citizenship Team

CAREER NOTES


- Has started 13 consecutive games at left guard

2018 SEASON HIGHLIGHTS

- Helped pave the way for Adrian Martinez and Greg Bell to each rush for 100 yards in their Husker debuts against Colorado

CAREER STATS

- **Games:** 30 (13, 2015; 4, 2016; 12, 2017; 1, 2018)
- **Starts:** 17 (4 in 2016; 12 in 2017; 1 in 2018)



71 MATT FARNIOK

6-6 | 330 | SO. | OL

SIOUX FALLS, S.D.

CAREER HONORS

- Academic All-Big Ten (2017)
- 4-Time Nebraska Scholar-Athlete Honor Roll
- Brook Berringer Citizenship Team (2018)
- Tom Osborne Citizenship Team (2018)

2018 SEASON HIGHLIGHTS

- Started at right tackle vs. Colorado, helping NU pile up 329 rushing yards and 565 total yards

CAREER STATS

- **Games:** 8 (7 in 2017; 1 in 2018)
- **Starts:** 5 (4 in 2017; 1 in 2018)



76 BRENDEN JAIMES

6-6 | 300 | SO. | OL

AUSTIN, TEXAS

CAREER HONORS

- Honorable-Mention BTN All-Freshman Team (2017)

NEBRASKA RECORDS

- Starts by a True Freshman Offensive Lineman (9 in 2017)

CAREER NOTES

- Became the 11th Husker offensive lineman to play as a true freshman in 2017
- Became the 5th Husker offensive lineman to start a game as a true freshman in 2017
- Started 9 games on the offensive line as a true freshman in 2017, nearly matching the total of the four previous Husker true freshmen offensive line starters combined (11)

2018 SEASON HIGHLIGHTS

- Started at left tackle against Colorado, protecting Adrian Martinez as Martinez set a Nebraska true freshman record with 187 passing yards

CAREER STATS

- **Games:** 10 (9 in 2017; 1 in 2018)
- **Starts:** 10 (9 in 2017; 1 in 2018)



82 KURT RAFDAL

6-7 | 250 | RFR. | TE

CARMEL, IND.

CAREER HONORS

- Brook Berringer Citizenship Team (2018)
- Tom Osborne Citizenship Team (2018)

2018 SEASON HIGHLIGHTS

- Made his debut against Colorado and hauled in a 14-yard pass in the second quarter

2018 GAME-BY-GAME

OPPONENT	REC.	YDS	TD	LONG
Colorado	1	14	0	14
Troy				
at Michigan				
Purdue				
at Wisconsin				
at Northwestern				
Minnesota				
at Ohio St.				
Illinois				
Michigan St.				
at Iowa				

CAREER RECEIVING STATS

YEAR	G/S	REC.	YDS	Y/R	Y/G	TD
2017						
		Redshirt				
2018	1/0	1	14	14.0	14.0	0
TOTAL	1/0	1	14	14.0	14.0	0

CAREER HIGHS

Receptions	1 vs. Colorado (2018)
Receiving Yards	14 vs. Colorado (2018)
Receiving Touchdowns	none
Long Reception	14 vs. Colorado (2018)



84 JORDAN OBER

6-1 | 225 | SR. | LS

LAS VEGAS, NEV.

CAREER HONORS

- Rubio Long Snapping 3rd-Team All-American (2017)
- Nebraska Scholar-Athlete Honor Roll (Fall 2016)

CAREER NOTES

- Has been Nebraska's starting long-snapper since he arrived on campus (39 straight games)

2018 SEASON HIGHLIGHTS

- Helped Barret Pickering connect on 4-of-4 extra points and Caleb Lightbourn average 42.7 yards per punt against Colorado

CAREER STATS

- **Games:** 39 (13, 2015; 13, 2016; 12, 2017; 1, 2018)
- **Tackles:** 1 (vs. Iowa, 2017)



86 JACK STOLL

6-4 | 260 | SO. | TE

LONE TREE, COLO.

CAREER HONORS

- Academic All-Big Ten (2017)
- 3-Time Nebraska Scholar-Athlete Honor Roll
- 2-Time Brook Berringer Citizenship Team
- 2-Time Tom Osborne Citizenship Team

2018 SEASON HIGHLIGHTS

- Had one catch for four yards against Colorado

2018 GAME-BY-GAME

OPPONENT	REC.	YDS	TD	LONG
Colorado	1	4	0	4
Troy				
at Michigan				
Purdue				
at Wisconsin				
at Northwestern				
Minnesota				
at Ohio St.				
Illinois				
Michigan St.				
at Iowa				

CAREER RECEIVING STATS

YEAR	G/S	REC.	YDS	Y/R	Y/G	TD
2016						
		Redshirt				
2017	12/1	8	89	11.1	7.4	2
2018	1/1	1	4	4.0	4.0	0
TOTAL	13/2	9	93	10.3	7.2	2

CAREER HIGHS

Receptions	3 vs. Northwestern (2017)
Receiving Yards	41 vs. Northwestern (2017)
Receiving Touchdowns	1 twice
Long Reception	32 vs. Northwestern (TD) (2017)



91 FREEDOM AKINMOLADUN

6-4 | 295 | SR. | DL

GRANDVIEW, MO.

CAREER HONORS

- 2-Time Academic All-Big Ten
- BTN All-Freshman Team (2015)
- 2-Time Nebraska Scholar-Athlete Honor Roll
- 2-Time Nebraska HERO Leadership Award
- 3-Time Brook Berringer Citizenship Team
- 3-Time Tom Osborne Citizenship Team

CAREER NOTES

- 30 career starts rank 2nd among active Big Ten defensive linemen (Iowa's Parker Hesse, 36)
- Has started 26 consecutive games

2018 SEASON HIGHLIGHTS

- Ranks 3rd nationally in sacks per game (1.5)
- Had two TFLs and 1.5 sacks vs. Colorado, matching his entire 2017 TFL total and exceeding his 2017 sack total (1.0)

2018 GAME-BY-GAME

OPPONENT	UT-AT-TT	TFL-YD	SACK-YD
Colorado	2-2-4	2-3	1.5-3
Troy			
at Michigan			
Purdue			
at Wisconsin			
at Northwestern			
Minnesota			
at Ohio St.			
Illinois			
Michigan St.			
at Iowa			

CAREER TACKLE STATS

YEAR	G/S	UT	AT	TT	TFL-YD	SCK-YD
2014						
2015	11/4	11	10	21	7-45	4.5-36
2016	13/13	15	17	32	5-30	4.0-28
2017	12/12	15	9	24	2-7	1.0-3
2018	1/1	2	2	4	2-3	1.5-3
TOTAL	37/30	43	38	81	16-85	11.0-70

CAREER MISCELLANEOUS STATS

YEAR	FF	FR	PBU	INT	QBH	BLK
2014						
2015	0	0	0	0	4	0
2016	1	0	0	0	10	0
2017	0	0	2	0	2	0
2018	0	0	0	0	0	0
TOTAL	1	0	2	0	16	0

CAREER HIGHS

Tackles	6 at Miami (2015)
TFLs	2 four times
Sacks	2.0 twice
Breakups	1 twice



93 DAMION DANIELS

6-3 | 340 | RFR. | DL

DALLAS, TEXAS

CAREER HONORS

- Nebraska Scholar-Athlete Honor Roll (Fall 2017)
- Brook Berringer Citizenship Team (2018)
- Tom Osborne Citizenship Team (2018)

2018 SEASON HIGHLIGHTS

- Posted his first career tackle in his debut against Colorado in the season opener

2018 GAME-BY-GAME

OPPONENT	UT-AT-TT	TFL-YD	SACK-YD
Colorado	0-1-1	0-0	0.0-0
Troy			
at Michigan			
Purdue			
at Wisconsin			
at Northwestern			
Minnesota			
at Ohio St.			
Illinois			
Michigan St.			
at Iowa			

CAREER TACKLE STATS

YEAR	G/S	UT	AT	TT	TFL-YD	SCK-YD
2017						
2018	1/0	0	1	1	0-0	0.0-0
TOTAL	1/0	0	1	1	0-0	0.0-0

CAREER MISCELLANEOUS STATS

YEAR	FF	FR	PBU	INT	QBH	BLK
2017						
2018	0	0	0	0	0	0
TOTAL	0	0	0	0	0	0

CAREER HIGHS

Tackles	1 vs. Colorado (2018)
TFLs	none
Sacks	none
Breakups	1 vs. No. Illinois (2017)



94 KHALIL DAVIS

6-2 | 310 | JR. | DL

BLUE SPRINGS, MO.

CAREER HONORS

- Nebraska Scholar-Athlete Honor Roll (Spring 2018)
- 3-Time Brook Berringer Citizenship Team
- 3-Time Tom Osborne Citizenship Team

2018 SEASON HIGHLIGHTS

- Leads the nation in sacks per game (2.0)
- Ranks 16th nationally in TFLs per game (2.0)
- Enjoyed a career game in the season opener against Colorado
- Led all NU defensive linemen with six tackles vs. the Buffs, doubling his previous career high
- Also set a career high and matched his career total with 2.0 sacks against Colorado and matched his career high with a pair of TFLs

2018 GAME-BY-GAME

OPPONENT	UT-AT-TT	TFL-YD	SACK-YD
Colorado	4-2-6	2-16	2.0-16
Troy			
at Michigan			
Purdue			
at Wisconsin			
at Northwestern			
Minnesota			
at Ohio St.			
Illinois			
Michigan St.			
at Iowa			

CAREER TACKLE STATS

YEAR	G/S	UT	AT	TT	TFL-YD	SCK-YD
2015						
2016	12/0	4	1	5	2-4	0.0-0
2017	12/0	6	9	15	4-17	2.0-11
2018	1/0	4	2	6	2-16	2.0-16
TOTAL	25/0	14	12	26	8-37	4.0-27

CAREER MISCELLANEOUS STATS

YEAR	FF	FR	PBU	INT	QBH	BLK
2015						
2016	0	0	0	0	0	0
2017	1	0	1	0	0	0
2018	0	0	0	0	1	0
TOTAL	1	0	1	0	1	0

CAREER HIGHS

Tackles	6 vs. Colorado (2018)
TFLs	2 three times
Sacks	2.0 vs. Colorado (2018)
Breakups	1 vs. No. Illinois (2017)



95 BEN STILLE

6-5 | 290 | SO. | DL
ASHLAND, NEB.

CAREER HONORS

- BTN All-Freshman Team (2017)
- Big Ten Freshman of the Week (Illinois, 2017)
- Academic All-Big Ten (2017)
- 2-Time Nebraska Scholar-Athlete Honor Roll
- 2-Time Brook Berringer Citizenship Team
- 2-Time Tom Osborne Citizenship Team

CAREER NOTES

- 1st Husker freshman to lead NU in TFLs (10 in 2017) since the stat began being tracked in 1968
- 1st Husker freshman to lead NU in sacks (3.5 in 2017) since the stat became official in 1981

2018 SEASON HIGHLIGHTS

- Ranks 19th nationally in sacks per game (1.0)
- Had a nine-yard sack and three tackles in the season opener against Colorado
- Helped the Huskers total 7.0 sacks and limit CU to 44 yards rushing

2018 GAME-BY-GAME

OPPONENT	UT-AT-TT	TFL-YD	SACK-YD
Colorado	1-2-3	1-9	1.0-9
Troy			
at Michigan			
Purdue			
at Wisconsin			
at Northwestern			
Minnesota			
at Ohio St.			
Illinois			
Michigan St.			
at Iowa			

CAREER TACKLE STATS

YEAR	G/S	UT	AT	TT	TFL-YD	SCK-YD
2016						
2017	9/1	12	12	24	10-38	3.5-27
2018	1/1	1	2	3	1-9	1.0-9
TOTAL	10/2	13	14	27	11-47	4.5-36

CAREER MISCELLANEOUS STATS

YEAR	FF	FR	PBU	INT	QBH	BLK
2016						
2017	1	0	1	0	1	0
2018	0	0	0	0	0	0
TOTAL	1	0	1	0	1	0

CAREER HIGHS

Tackles	4 three times
TFLs	3 at Illinois (2017)
Sacks	1.0 four times
Breakups	1 vs. Northwestern (2017)



96 CARLOS DAVIS

6-2 | 325 | JR. | DL
BLUE SPRINGS, MO.

CAREER HONORS

- Honorable-Mention BTN All-Freshman Team (2016)
- Nebraska Most Improved Player (2016)
- 2-Time Nebraska Scholar-Athlete Honor Roll
- 3-Time Brook Berringer Citizenship Team
- 3-Time Tom Osborne Citizenship Team

CAREER NOTES

- Also one of the nation's top discus throwers, earning honorable-mention All-America honors with a 23rd-place finish at the 2018 NCAA Outdoor Championships

2018 SEASON HIGHLIGHTS

- Finished with one TFL against Colorado, helping Nebraska total 12 TFLs as a team

2018 GAME-BY-GAME

OPPONENT	UT-AT-TT	TFL-YD	SACK-YD
Colorado	0-1-1	1-2	0.0-0
Troy			
at Michigan			
Purdue			
at Wisconsin			
at Northwestern			
Minnesota			
at Ohio St.			
Illinois			
Michigan St.			
at Iowa			

CAREER TACKLE STATS

YEAR	G/S	UT	AT	TT	TFL-YD	SCK-YD
2015						
2016	13/4	11	13	24	5-25	2.0-24
2017	12/12	17	25	42	4-19	2.5-18
2018	1/0	0	1	1	1-2	0.0-0
TOTAL	26/16	28	39	67	10-46	4.5-42

CAREER MISCELLANEOUS STATS

YEAR	FF	FR	PBU	INT	QBH	BLK
2015						
2016	0	0	0	0	3	0
2017	0	0	0	0	6	0
2018	0	0	0	0	1	0
TOTAL	0	0	0	0	10	0

CAREER HIGHS

Tackles	6 twice
TFLs	2 at Illinois (2017)
Sacks	1.0 four times
Breakups	none



97 DEONTRE THOMAS

6-3 | 290 | SO. | DL
MUSTANG, OKLA.

CAREER HONORS

- Nebraska Scholar-Athlete Honor Roll (Spring 2018)

2018 SEASON HIGHLIGHTS

- Provided depth on a defensive line that helped limit Colorado to 44 rushing yards

2018 GAME-BY-GAME

OPPONENT	UT-AT-TT	TFL-YD	SACK-YD
Colorado	0-0-0	0-0	0.0-0
Troy			
at Michigan			
Purdue			
at Wisconsin			
at Northwestern			
Minnesota			
at Ohio St.			
Illinois			
Michigan St.			
at Iowa			

CAREER TACKLE STATS

YEAR	G/S	UT	AT	TT	TFL-YD	SCK-YD
2017	10/0	4	10	14	0-0	0.0-0
2018	0/0	0	0	0	0-0	0.0-0
TOTAL	10/0	4	10	14	0-0	0.0-0

CAREER MISCELLANEOUS STATS

YEAR	FF	FR	PBU	INT	QBH	BLK
2017	0	0	0	0	0	0
2018	0	0	0	0	0	0
TOTAL	0	0	0	0	0	0

CAREER HIGHS

Tackles	3 three times
TFLs	none
Sacks	none
Breakups	none

2018 NEBRASKA SCHEDULE AND RESULTS

DATE	OPPONENT	RESULT	SCORE	RECORD	CONFERENCE	TIME	ATTEND.
Sept. 1	Akron	canceled					
Sept. 8	Colorado	L	28-33	0-1	0-0	3:41	89,853

*Big Ten conference game

SCORE BY QUARTERS	1ST	2ND	3RD	4TH	OT	TOTAL
Nebraska	7	14	7	0	-	28
Opponents	14	3	10	6	-	33

TEAM STATISTICS

TEAM STATISTICS	NU	OPP
SCORING	28	33
Points Per Game	28.0	33.0
Points Off Turnovers	0	14
FIRST DOWNS	25	26
Rushing	13	7
Passing	9	16
Penalty	3	3
RUSHING YARDAGE	329	44
Yards gained rushing	354	99
Yards lost rushing	25	55
Rushing Attempts	54	35
Average Per Rush	6.1	1.3
Average Per Game	329.0	44.0
TDs Rushing	3	1
PASSING YARDAGE	236	351
Comp-Att-Int	19-29-1	33-50-0
Average Per Pass	8.1	7.0
Average Per Catch	12.4	10.6
Average Per Game	236.0	351.0
TDs Passing	1	3
TOTAL OFFENSE	565	395
Total Plays	83	85
Average Per Play	6.8	4.6
Average Per Game	565.0	395.0
KICK RETURNS: #-Yards	3-45	2-51
PUNT RETURNS: #-Yards	3--2	2-10
INT RETURNS: #-Yards	0-0	1-22
KICK RETURN AVERAGE	15.0	25.5
PUNT RETURN AVERAGE	-0.7	5.0
INT RETURN AVERAGE	0.0	22.0
FUMBLES-LOST	3-2	0-0
PENALTIES-Yards	11-95	8-46
Average Per Game	95.0	46.0
PUNTS-Yards	3-128	5-217
Average Per Punt	42.7	43.4
Net punt average	39.3	43.8
KICKOFFS-Yards	5-324	7-405
Average Per Kick	64.8	57.9
Net kick average	39.6	40.7
TIME OF POSSESSION/Game	29:45	30:15
3RD-DOWN Conversions	5/13	6/18
3rd-Down Pct	38%	33%
4TH-DOWN Conversions	0/3	2/3
4th-Down Pct	0%	67%
SACKS BY-Yards	7-43	2-12
MISC YARDS	0	0
TOUCHDOWNS SCORED	4	4
FIELD GOALS-ATTEMPTS	0-1	2-4
ON-SIDE KICKS	0-0	0-0
RED-ZONE SCORES	(2-3) 67%	(4-5) 80%
RED-ZONE TOUCHDOWNS	(2-3) 67%	(3-5) 60%
PAT-ATTEMPTS	(4-4) 100%	(3-3) 100%
ATTENDANCE	89853	0
Games/Avg Per Game	1/89853	0/0
Neutral Site Games		0/0

INDIVIDUAL OFFENSIVE STATISTICS

RUSHING	G/GS	ATT	GAIN	LOSS	NET	AVG	TD	LONG	AVG/G
Adrian Martinez	1/1	15	138	21	117	7.8	2	41	117.0
Greg Bell	1/1	13	105	1	104	8.0	0	45	104.0
Devine Ozigbo	1/0	14	61	1	60	4.3	1	8	60.0
Maurice Washington	1/0	8	36	2	34	4.2	0	10	34.0
Tyjon Lindsey	1/0	2	9	0	9	4.5	0	9	9.0
JD Spielman	1/1	1	4	0	4	4.0	0	4	4.0
Andrew Bunch	1/0	1	1	0	1	1.0	0	1	1.0
Total	1	54	354	25	329	6.1	3	45	329.0
Opponents	1	35	99	55	44	1.3	1	16	44.0

PASSING	G/GS	EFFIC	COMP-ATT-INT	PCT	YDS	TD	LNG	AVG/G
Adrian Martinez	1/1	160.04	15-20-1	75.0	187	1	57	187.0
Andrew Bunch	1/0	90.18	4-9-0	44.4	49	0	25	49.0
Total	1	138.36	19-29-1	65.5	236	1	57	236.0
Opponents	1	144.77	33-50-0	66.0	351	3	40	351.0

RECEIVING	G/GS	NO.	YDS	AVG	TD	LONG	AVG/G
Stanley Morgan Jr.	1/1	5	75	15.0	0	25	75.0
JD Spielman	1/1	3	67	22.3	1	57	67.0
Mike Williams	1/1	3	40	13.3	0	19	40.0
Devine Ozigbo	1/0	2	17	8.5	0	17	17.0
Maurice Washington	1/0	2	16	8.0	0	14	16.0
Greg Bell	1/1	2	3	1.5	0	6	3.0
Kurt Rafdal	1/0	1	14	14.0	0	14	14.0
Jack Stoll	1/1	1	4	4.0	0	4	4.0
Total	1	19	236	12.4	1	57	236.0
Opponents	1	33	351	10.6	3	40	351.0

PUNT RETURNS	NO.	YDS	AVG	TD	LONG
Tyjon Lindsey	3	-2	-0.7	0	2
Total	3	-2	-0.7	0	2
Opponents	2	10	5.0	0	7

2018 INDIVIDUAL STATISTICS

INTERCEPTIONS	NO.	YDS	AVG	TD	LONG
None					
Total	0	0	0.0	0	0
Opponents	1	22	22.0	0	22

KICK RETURNS	NO.	YDS	AVG	TD	LONG
JD Spielman	2	35	17.5	0	20
Jack Stoll	1	10	10.0	0	10
Total	3	45	15.0	0	20
Opponents	2	51	25.5	0	

FUMBLE RETURNS	NO.	YDS	AVG	TD	LONG
None					
Total	0	0	0.0	0	0
Opponents	0	0	0.0	0	0

FIELD GOALS	FGM-FGA	PCT	1-19	20-29	30-39	40-49	50-59	LG	BLK
Barret Pickering	0-1	0.0	0-0	0-0	0-0	0-1	0-0	0	0
Total	0-1	0.0	0-0	0-0	0-0	0-1	0-0	0	0
Opponents	2-4	50.0	0-0	0-0	1-2	1-2	0-0	0	0

FG SEQUENCE	NEBRASKA	OPPONENTS
Colorado	43	(40),(35),37,43

Numbers in (parenthesis) indicate field goal was made

PUNTING	NO.	YDS	AVG	LONG	TB	FC	I20	50+	BLK
Caleb Lightbourn	3	128	42.7	47	0	1	1	0	0
Total	3	128	42.7	47	0	1	1	0	0
Opponents	5	217	43.4	54	0	1	1	1	0

KICKOFFS	NO.	YDS	AVG	TB	OB	RET.	NET	YDLN
Caleb Lightbourn	5	324	64.8	3	0			
Total	5	324	64.8	3	0	51	39.6	25
Opponents	7	405	57.9	3	0	45	40.7	24

SCORING	TD	FGs	PATs				DXP	Saf	Pts
			Kick	Rush	Rcv	Pass			
Adrian Martinez	2	0-0	0-0	0-0	0	0-0	0	0	12
Devine Ozigbo	1	0-0	0-0	0-0	0	0-0	0	0	6
JD Spielman	1	0-0	0-0	0-0	0	0-0	0	0	6
Barret Pickering	0	0-1	4-4	0-0	0	0-0	0	0	4
Total	4	0-1	4-4	0-0	0	0-0	0	0	28
Opponents	4	2-4	3-3	0-0	0	0-1	0	0	33

TOTAL OFFENSE	G	PLAYS	RUSH	PASS	TOTAL	AVG/G
Adrian Martinez	1	35	117	187	304	304.0
Greg Bell	1	13	104	0	104	104.0
Devine Ozigbo	1	14	60	0	60	60.0
Andrew Bunch	1	10	1	49	50	50.0
Maurice Washington	1	8	34	0	34	34.0
Tyjon Lindsey	1	2	9	0	9	9.0
JD Spielman	1	1	4	0	4	4.0
Total	1	83	329	236	565	565.0
Opponents	1	85	44	351	395	395.0

ALL PURPOSE	G	RUSH REC	PR	KOR	IR	TOT	AVG/G
Adrian Martinez	1	117	0	0	0	117	117.0
Greg Bell	1	104	3	0	0	107	107.0
JD Spielman	1	4	67	0	35	106	106.0
Devine Ozigbo	1	60	17	0	0	77	77.0
Stanley Morgan Jr.	1	0	75	0	0	75	75.0
Maurice Washington	1	34	16	0	0	50	50.0
Mike Williams	1	0	40	0	0	40	40.0
Jack Stoll	1	0	4	0	10	14	14.0
Kurt Rafdal	1	0	14	0	0	14	14.0
Tyjon Lindsey	1	9	0	-2	0	7	7.0
Andrew Bunch	1	1	0	0	0	1	1.0
Total	1	329	236	-2	45	608	608.0
Opponents	1	44	351	10	51	478	478.0

DEFENSIVE STATISTICS

NAME	GP-GS	-----TACKLES-----			TFL-YDS	-SACKS- NO-YARDS	---PASS DEF---		QBH	---FUMBLES---		BLKD	
		SOLO	AST	TOTAL			INT-YDS	BRUP		RCV-YDS	FF	KICK	SAF
7 Mohamed Barry	1-1	4	8	12	1-6	.	.	.	1
12 Luke Gifford	1-1	3	8	11	3-13	1.5-11	.	.	1
43 Tyrin Ferguson	1-1	5	5	10	2-7	1.0-4
5 Dedrick Young II	1-1	4	5	9	2-3
24 Aaron Williams	1-0	4	4	8	1
94 Khalil Davis	1-0	4	2	6	2-16	2.0-16	.	.	1
14 Tre Neal	1-1	2	3	5
91 Freedom Akinmoladun	1-1	2	2	4	2-3	1.5-3
25 Antonio Reed	1-1	1	3	4
23 Dicaprio Bootle	1-1	1	2	3	.	.	.	2
95 Ben Stille	1-1	1	2	3	1-9	1.0-9
3 Will Honas	1-0	.	2	2
4 Caleb Tannor	1-0	1	.	1
17 Cam Taylor	1-0	1	.	1
13 JoJo Domann	1-0	1	.	1
93 Damion Daniels	1-0	.	1	1
21 Lamar Jackson	1-1	.	1	1
96 Carlos Davis	1-0	.	1	1	1-2	.	.	.	1
57 Jacob Weinmaster	1-0	1	.	1
44 Mick Stoltenberg	1-1	.	1	1
31 Collin Miller	1-0	1	.	1
2 Adrian Martinez	1-1	1	.	1
41 Deontai Williams	1-0	1
Total	1-0	37	50	87	14-59	7-43	.	3	5
Opponents	1-0	46	42	88	9-25	2-12	1-22	.	2	2-0	.	.	.

SPECIAL TEAMS TACKLES	UA-A/TOT	COLO	TROY	MICH	PUR	WIS	NW	MINN	OSU	ILL	MSU	IOWA	TBA
Caleb Tannor	1-0/1	1-0/1											
Jacob Weinmaster	1-0/1	1-0/1											
Collin Miller	1-0/1	1-0/1											
JoJo Domann	1-0/1	1-0/1											

INDIVIDUAL OFFENSE GAME BY GAME

RUSHING	NO-YDS/TD	COLO	TROY	MICH	PUR	WIS	NW	MINN	OSU	ILL	MSU	IOWA	TBA
Adrian Martinez QB	15-117/2	15-117/2											
Greg Bell RB	13-104/0	13-104/0											
Devine Ozigbo RB	14-60/1	14-60/1											
Mauruce Washington RB	8-34/0	8-34/0											
Tyjon Lindsey WR	2-9/0	2-9/0											
JD Spielman WR	1-4/0	1-4/0											
Andrew Bunch QB	1-1/0	1-1/0											

RECEIVING	NO-YDS/TD	COLO	TROY	MICH	PUR	WIS	NW	MINN	OSU	ILL	MSU	IOWA	TBA
Stanley Morgan WR	5-75/0	5-75/0											
JD Spielman WR	3-67/1	3-67/1											
Mike Williams WR	3-40/0	3-40/0											
Devine Ozigbo RB	2-17/0	2-17/0											
Maurice Washington RB	2-16/0	2-16/0											
Kurt Rafdal TE	1-14/0	1-14/0											
Jack Stoll TE	1-4/0	1-4/0											
Greg Bell RB	2-3/0	2-3/0											

PASSING

ADRIAN MARTINEZ	ATT	COMP	INT	PCT	YARDS	TD	LONG	SACK	YDS	EFFIC
Colorado	20	15	1	75.0	187	1	57	2	12	160.0
TOTALS	20	15	1	75.0	187	1	57	2	12	160.0

ANDREW BUNCH	ATT	COMP	INT	PCT	YARDS	TD	LONG	SACK	YDS	EFFIC
Colorado	9	4	0	44.4	49	0	25	0	0	90.2
TOTALS	9	4	0	44.4	49	0	25	0	0	90.2

PUNT RETURNS	NO-YDS	COLO	TROY	MICH	PUR	WIS	NW	MINN	OSU	ILL	MSU	IOWA	TBA
Tyjon Lindsey	3--2	3--2											

KICK RETURNS	NO-YDS	COLO	TROY	MICH	PUR	WIS	NW	MINN	OSU	ILL	MSU	IOWA	TBA
JD Spielman	2-35	2-35											
Jack Stoll	1-10	1-10											

INDIVIDUAL DEFENSE GAME BY GAME

PLAYER	UA-A	TOTAL	COLO	TROY	MICH	PUR	WIS	NW	MINN	OSU	ILL	MSU	IOWA	TBA
Mohamed Barry LB	4-8	12	4-8											
Luke Gifford LB	3-8	11	3-8											
Tyrin Ferguson LB	5-5	10	5-5											
Dedrick Young LB	4-5	9	4-5											
Aaron Williams DB	4-4	8	4-4											
Khalil Davis DL	4-2	6	4-2											
Tre Neal DB	2-3	5	2-3											
Freedom Akinmoladun DL	2-2	4	2-2											
Antonio Reed DB	1-3	4	1-3											
Ben Stille DL	1-2	3	1-2											
Dicaprio Bootle DB	1-2	3	1-2											
Will Honas LB	0-2	2	0-2											
Cam Taylor DB	1-0	1	1-0											
Lamar Jackson DB	0-1	1	0-1											
Damion Daniels DL	0-1	1	0-1											
Carlos Davis DL	0-1	1	0-1											
Caleb Tannor LB	1-0	1	1-0											
Mick Stoltenberg DL	0-1	1	0-1											
Collin Miller LB	1-0	1	1-0											
Adrian Martinez	1-0	1	1-0											
JoJo Domann DB	1-0	1	1-0											
Jacob Weinmaster LB	1-0	1	1-0											

INDIVIDUAL DEFENSE GAME BY GAME

TACKLES FOR LOSS	UA-A	TOTAL	COLO	TROY	MICH	PUR	WIS	NW	MINN	OSU	ILL	MSU	IOWA	TBA
Luke Gifford LB	1-2	3	3-13											
Tyrin Ferguson LB	2-0	2	2-7											
Khalil Davis DL	2-0	2	2-16											
Freedom Akinmoladun DL	1-1	2	2-3											
Dedrick Young LB	2-0	2	2-3											
Ben Stille DL	1-0	1	1-9											
Carlos Davis DL	0-1	1	1-2											
Mohamed Barry LB	1-0	1	1-6											

SACKS	UA-A	TOT	COLO	TROY	MICH	PUR	WIS	NW	MINN	OSU	ILL	MSU	IOWA	TBA
Khalil Davis DL	2-0	2.0	2.0-16											
Luke Gifford LB	1-1	1.5	1.5-11											
Freedom Akinmoladun DL	1-1	1.5	1.5-3											
Tyrin Ferguson LB	1-0	1.0	1.0-4											
Ben Stille DL	1-0	1.0	1.0-9											

INT RETURNS	NO-YDS	COLO	TROY	MICH	PUR	WIS	NW	MINN	OSU	IOWA	MSU	IOWA	TB
None													

FUMBLES RECOVERED	NO	COLO	TROY	MICH	PUR	WIS	NW	MINN	OSU	ILL	MSU	IOWA	TBA
None													

FORCED FUMBLES	NO	COLO	TROY	MICH	PUR	WIS	NW	MINN	OSU	ILL	MSU	IOWA	TBA
None													

FUMBLES RECOVERED	NO-YDS	COLO	TROY	MICH	PUR	WIS	NW	MINN	OSU	ILL	MSU	IOWA	TBA
None													

TEAM GAME BY GAME

DATE	OPPONENT	RUSHING				RECEIVING				PASSING				KICK RET				PUNT RET				TOTAL OFF.
		NO.	YDS	TD	LG	NO.	YDS	TD	LG	CMP	ATT	INT	YDS	TD	LG	NO	YDS	TD	LG	NO	YDS	
Sept. 8	COLORADO	54	329	3	45	19	236	1	57	19	29	1	57	3	45	0	20	3	-2	0	2	565
	Totals	54	329	3	45	19	236	1	57	19	29	1	57	3	45	0	20	3	-2	0	2	565
	Opponent	35	44	1	16	33	351	3	40	33	50	0	40	2	51	0	27	2	10	0	7	395

DATE	OPPONENT	TACKLES				SACKS		FUMBLE		INT-YDS	QBH	PBU	BLKD KICK	KICKS-XPTS				SAF	PTS	
		SOL	AST	TOT	TFL-YDS	NO-YDS	FF	FR-YDS	ATT-MAD					RUN	RCV	OB				
Sept. 8	COLORADO	37	50	87	12.0-59	7.0-43	0	0-0	0-0	5	3	0	4-4	0	0	0	0	0	0	28
	Totals	37	50	87	12.0-59	7.0-43	0	0-0	0-0	5	3	0	4-4	0	0	0	0	0	0	28
	Opponent	46	42	88	7.0-25	2.0-12	0	2-0	1-22	2	0	0	3-3	0	0	0	0	0	0	33

DATE	OPPONENT	PUNTING										FIELD GOALS			KICKOFFS				
		NO	YDS	AVG	LG	BLK	TB	FC	50+	I20	ATT-MADE	LG	BLKD	NO	YDS	AVG	TB	OB	
Sept. 8	COLORADO	3	128	42.7	47	0	0	1	0	1	1-0	0	0	5	324	64.8	3	0	
	Totals	3	128	42.7	47	0	0	1	0	1	1-0	0	0	5	324	64.8	3	0	
	Opponent	5	217	43.4	54	0	0	1	1	1	4-2	40	0	7	405	57.9	3	0	

OPPONENT GAME BY GAME

DATE	OPPONENT	RUSHING				RECEIVING				PASSING				KICK RET				PUNT RET				TOTAL OFF.
		NO.	YDS	TD	LG	NO.	YDS	TD	LG	CMP	ATT	INT	YDS	TD	LG	NO	YDS	TD	LG	NO	YDS	
Sept. 8	COLORADO	35	44	1	16	33	351	3	40	33	50	0	40	2	51	0	27	2	10	0	7	395
	Opponent totals	35	44	1	16	33	351	3	40	33	50	0	40	2	51	0	27	2	10	0	7	395
	Nebraska	54	329	3	45	19	236	1	57	19	29	1	57	3	45	0	20	3	-2	0	2	565

DATE	OPPONENT	TACKLES				SACKS		FUMBLE		INT-YDS	QBH	PBU	BLKD KICK	KICKS-XPTS				SAF	PTS	
		SOL	AST	TOT	TFL-YDS	NO-YDS	FF	FR-YDS	ATT-MAD					RUN	RCV	OB				
Sept. 8	COLORADO	46	42	88	7.0-25	2.0-12	0	2-0	1-22	2	0	0	3-3	0	0	0	0	0	0	33
	Opponent totals	46	42	88	7.0-25	2.0-12	0	2-0	1-22	2	0	0	3-3	0	0	0	0	0	0	33
	Nebraska	37	50	87	12.0-59	7.0-43	0	0-0	0-0	5	3	0	4-4	0	0	0	0	0	0	28

DATE	OPPONENT	PUNTING										FIELD GOALS			KICKOFFS				
		NO	YDS	AVG	LG	BLK	TB	FC	50+	I20	ATT-MADE	LG	BLKD	NO	YDS	AVG	TB	OB	
Sept. 8	COLORADO	5	217	43.4	54	0	0	1	1	1	4-2	40	0	7	405	57.9	3	0	
	Opponent totals	5	217	43.4	54	0	0	1	1	1	4-2	40	0	7	405	57.9	3	0	
	Nebraska	3	128	42.7	47	0	0	1	0	1	1-0	0	0	5	324	64.8	3	0	

TEAM COMPARISON

OPPONENT	SCORE	1ST DNS (RUN/PASS/PEN.)	RUSHING	PASSING	PASS YDS	TOTAL OFFENSE	RET YDS	T/O
COLORADO	28-33	25/26 (13/7; 9/16; 3/3)	54-329/35-44	19-29-1/33-50-0	236/351	83-565/85-395	43/83	3/0
Totals	28-33	25/26 (13/7; 9/16; 3/3)	54-329/35-44	19-29-1/33-50-0	236/351	83-565/85-395	43/83	3/0

Note: Game totals are displayed in the format TEAM/OPPONENT for each category

OPPONENT	3RD DOWN	4TH DOWN	TIME POSS	MARGIN	YDS/RUSH	YDS/PASS	YDS/PLAY	PUNTING	PENALTIES
COLORADO	5-13/6-18	0-3/2-3	29:45/30:15	-0:30	6.1/1.3	8.1/7.0	6.8/4.6	3-42.7/5-43.4	11-95/8-46
Totals	5-13/6-18	0-3/2-3	29:45/30:15	-0:30	6.1/1.3	8.1/7.0	6.8/4.6	3-42.7/5-43.4	11-95/8-46

Note: Game totals are displayed in the format TEAM/OPPONENT for each category

NEBRASKA RED ZONE CHART

NEBRASKA INSIDE OPPONENT RED-ZONE

DATE	OPPONENT	SCORE	TIMES	TIMES	PTS	TOTAL RUSH PASS			-----FGs-----		----- FAILED TO SCORE INSIDE RZ -----				
			IN RZ	SCORED		TDS	TDS	TDS	MADE	FGA	DOWN	INT	FUMB	HALF	GAME
Sept. 8	Colorado	L, 28-33	3	2	14	2	2	0	0	0	1	0	0	0	0
	Totals	3	2	14	2	2	0	0	0	1	0	0	0	0	0
			2 of 3 (66.7%)												

OPPONENT INSIDE NEBRASKA RED-ZONE

DATE	OPPONENT	SCORE	TIMES	TIMES	PTS	TOTAL RUSH PASS			-----FGs-----		----- FAILED TO SCORE INSIDE RZ -----				
			IN RZ	SCORED		TDS	TDS	TDS	MADE	FGA	DOWN	INT	FUMB	HALF	GAME
Sept. 8	Colorado	L, 28-33	5	4	24	3	1	2	1	1	0	0	0	0	0
	Totals		5	4	24	3	1	2	1	1	0	0	0	0	0
			4 of 5 (80.0%)												

LONG SEASON PLAYS (20 OR MORE YARDS)

	[-----NEBRASKA-----]				[-----OPPONENT-----]			
	RUSH	PASS	RET	TOT	RUSH	PASS	RET	TOT
COLORADO	4	3	0	7	0	4	3	7

Totals 4 3 0 7 0 4 3 7

OPPONENT LONG PLAYS 7; 0 RUNS; 4 PASSES; 3 RETURNS)

YDS	OPPONENT	PLAY	RESULT
40	Colorado	Pass (Montez-Shenault)	Touchdown
37	Colorado	Pass (Montez-Shenault)	1st-10
28	Colorado	Pass (Montez-Shenault)	1st-10
27	Colorado	KOR (Blackmon)	1st-10
24	Colorado	KOR (Nixon)	1st-10
22	Colorado	IR (Landman)	1st-10
20	Colorado	Pass (Montez-Winfree)	1st-10

DRIVE SUPERLATIVES

	NEBRASKA	OPPONENT
Most Yards (Result)	80 vs. Colorado (TD)	86 vs. Colorado (TD)
Most Plays (Result)	8 5x (Fum, TD, TD, MFG, Downs)	13 vs. Colorado (Missed FG)
Most Time (Result)	3:07 vs. Colorado (TD)	4:32 vs. Colorado (Missed FG)

NEBRASKA LONG PLAYS (6; 4 RUNS; 2 PASSES; 0 RETURNS)

YDS	OPPONENT	PLAY	RESULT
57	Colorado	Pass (Martinez-Spielman)	Touchdown
45	Colorado	Run (Bell)	1st-10
41	Colorado	Run (Martinez)	Touchdown
25	Colorado	Run (Martinez)	1st-10
25	Colorado	Pass (Bunch-Morgan)	1st-10
21	Colorado	Pass (Martinez-Morgan)	1st-10
20	Colorado	Run (Bell)	1st-10

GAME-OPENING DRIVES

OPPONENT	[-----NEBRASKA-----]			[-----OPPONENT-----]		
	PTS.	1ST DWN	YDS	PTS.	1ST DWN	YDS
Colorado	0	3	62	7	4	86

SECOND-HALF OPENING DRIVES

OPPONENT	[-----NEBRASKA-----]			[-----OPPONENT-----]		
	PTS.	1ST DWN	YDS	PTS.	1ST DWN	YDS
Colorado	0	0	0	3	4	55

SCORING DRIVES

GAME	SCORING		[----TIME-----]		[---PLAYS---		5 OR LESS	1 OR 0
	DRIVES	TOT	AVG.	TOT	AVG.			
Colorado	3	11:11	3:43	29	9.67	0	0	
Total	3	11:11	3:43	29	9.67	0	0	
Opponents	6	16:01	2:40	53	8.83	1	0	

NEBRASKA SCORING DRIVES

OPPONENT	[----DRIVE-----]		TIME	SCORE	QTR./TIME	PLAY
	PLAYS	YDS				
Colorado	8	75	3:00	7-14	1st/3:47	Martinez 41-yd. run
Colorado	8	52	2:47	14-14	2nd/10:15	Ozigbo 8-yd. run
Colorado	8	79	3:07	21-14	2nd/2:24	Martinez 3-yd. run
Colorado	6	80	2:17	28-20	3rd/5:35	Spielman 57-yd. pass from Martinez

NEBRASKA POINTS OFF TURNOVERS

GAME	TOs GAINED	TD	FG-FGA	PTS.	(NU FUM./LOST, INT)
Colorado	0 (0/0 F/L, 0 INT)	0	0-0	0	3 (3/2 F/L, 1 INT)

Totals	0 (0/0 F/L, 0 INT)	0	0-0	0	3 (3/2 F/L, 1 INT)
Opponents	3 (3/2 F/L, 1 INT)	2	0-1	14	0 (0/0 F/L, 0 INT)

STARTING FIELD POSITION*

GAME	NU AVG. START	OPP. AVG. START	NU DIFF.
	(yards/drives/in 20/past 50)	(yards/drives/in 20/past 50)	
Colorado	26.7 (401/15/3/1)	33.2 (465/14/2/2)	-6.5

Totals	26.7 (401/15/3/1)	33.2 (465/14/2/2)	-6.5
--------	-------------------	-------------------	------

*does not include drives with time of 0:00 (i.e. defensive and special teams touchdowns, end of half turnovers, overtime, etc.)

OPPONENT SCORING DRIVES

OPPONENT	[----DRIVE-----]		TIME	SCORE	QTR./TIME	PLAY
	PLAYS	YDS				
Colorado	8	86	3:05	7-0	1st/9:00	MacIntyre 3-yd pass from Montez
Colorado	4	24	1:42	14-0	1st/6:47	Shenault 3-yd. run
Colorado	11	52	1:51	17-21	2nd/0:28	Stefanou 40-yd. FG
Colorado	12	55	3:55	20-21	3rd/10:59	Stefanou 35-yd. FG
Colorado	11	75	4:11	27-28	3rd/1:24	MacIntyre 8-yd pass from Montez
Colorado	7	77	1:17	33-28	4th/1:06	Shenault 40-yd. pass from Montez

PENALTY NUMBERS

	NU PEN.-YDS.	OPP. PEN.-YDS
Colorado	11-95	8-46

Totals (Avg. Per Pen.)	11-95 (8.6)	8-46 (5.8)
Avg-Game	11.0-95.0	8.0-46.0

INDIVIDUAL CAREER/SEASON SUPERLATIVES

SEASON AND CAREER, MOST PASSING YARDS

PLAYER	2018	CAREER	2017	CAREER
Adrian Martinez	187 vs. Colorado	same	57 vs. Colorado (Spielman)	same
Andrew Bunch	49 vs. Colorado	same	25 vs. Colorado (Morgan)	same
Matt Masker	none	same	none	same

*-Indicates touchdown pass

SEASON AND CAREER, MOST RECEIVING YARDS

PLAYER	2018	CAREER	2018	CAREER
Austin Allen	none	same	none	same
Jaylin Bradley	none	31 at Purdue, 2017	none	13 at Purdue, 2017 (Lee)
Greg Bell	3 vs. Colorado	same	6 vs. Colorado (Bunch)	same
Andre Hunt	none	same	none	same
Miles Jones	none	same	none	same
Tyjon Lindsey	none	18 vs. Northern Illinois, 2017	none	14 vs. Ohio State, 2017 (Lee)
Stanley Morgan Jr.	75 vs. Colorado	185 at Penn State, 2017	25 vs. Colorado (Bunch)	80* vs. Wisconsin, 2017 (Lee)
Devine Ozigbo	17 vs. Colorado	42 at Purdue, 2015	none	39 vs. Wyoming (2016) (Armstrong)
Kurt Rafdal	14 vs. Colorado	same	14 vs. Colorado (Martinez)	same
Bryan Reimers	none	22 twice	none	22* twice (both touchdowns)
JD Spielman	67 vs. Colorado	200 vs. Ohio State, 2017	57* vs. Colorado (Martinez)	77* vs. Ohio State, 2017 (Lee)
Jack Stoll	4 vs. Colorado	41 vs. Northwestern, 2017	4 vs. Colorado (Bunch)	32 vs. Northwestern, 2017 (Lee)
Maurice Washington	16 vs. Colorado	same	none	same
Mikale Wilbon	none	28 vs. BYU, 2015	none	14 vs. BYU, 2015 (Armstrong)
Mike Williams	40 vs. Colorado	same	19 vs. Colorado (Martinez)	same
Jaron Woodyard	none	Same	none	Same
Conor Young	none	31 vs. Ohio State, 2017	none	23 vs. Ohio State, 2017 (Lee)

*-Indicates touchdown scored

SEASON AND CAREER, MOST RUSHING YARDS

PLAYER	2018	CAREER	2018	CAREER
Greg Bell	104 vs. Colorado	same	45 vs. Colorado	same
Jaylin Bradley	none	42 at Purdue, 2017	none	20 at Purdue, 2017
Miles Jones	none	same	none	same
Caleb Lightbourn	none	4 vs. Wyoming, 2016	none	4 vs. Wyoming, 2016
Tyjon Lindsey	9 vs. Colorado	same	9 vs. Colorado	same
Adrian Martinez	117 vs. Colorado	same	41* vs. Colorado	same
Stanley Morgan Jr.	none	2 vs. Arkansas State, 2017	none	2 vs. Arkansas State, 2017
Devine Ozigbo	60 vs. Colorado	112 vs. Wisconsin, 2017	8 vs. Colorado	31 at Illinois, 2015
JD Spielman	4 vs. Colorado	45 vs. Northwestern, 2017	4 vs. Colorado	40 vs. Northwestern, 2017
Mikale Wilbon	none	90 vs. Northern Illinois, 2017	none	32 at Northwestern, 2016

*-Indicates touchdown scored

SEASON AND CAREER, MOST TACKLES, TFLS AND SACKS

PLAYER	TACKLES (2018)	CAREER	TFL (2018)	CAREER	SACKS (2018)	CAREER
Freedom Akinmoladun	4 vs. Colorado	6 at Miami, 2015	2 vs. Colorado	2 four times, vs. Colorado	1.5 vs. Colorado	2.0 twice
Avery Anderson	none	1 three times	none	none	none	none
Mohamed Barry	12 vs. Colorado	same	1 vs. Colorado	1 at Minn., '17; vs. Colo., '18	none	none
Dicaprio Bootle	3 vs. Colorado	4 at Oregon, 2017	none	1 vs. Ohio State, 2017	none	none
Tony Butler	none	1 twice	none	none	none	none
Braxton Clark	none	same	none	same	none	same
Damion Daniels	1 vs. Colorado	same	none	same	none	same
Alex Davis	none	4 vs. Northwestern, 2017	none	2 vs. Iowa, 2017	none	1.0 at Penn State, 2017
Carlos Davis	1 vs. Colorado	6 twice	1 vs. Colorado	2 at Illinois, 2017	none	1.0 four times
Khalil Davis	6 vs. Colorado	same	2 vs. Colorado	2 3x, last vs. Colorado	2.0 vs. Colorado	same
Marquel Dismuke	none	9 vs. Wisconsin, 2017	none	none	none	none
JoJo Domann	1 vs. Colorado	1 five times	none	none	none	none
Tyrin Ferguson	10 vs. Colorado	same	2 vs. Colorado	none	1.0 vs. Colorado	none
Luke Gifford	11 vs. Colorado	same	3 vs. Colorado	same	1.5 vs. Colorado	same
Will Honas	2 vs. Colorado	same	none	same	none	same
Lamar Jackson	1 vs. Colorado	8 at Purdue, 2017	none	2 vs. Fresno State, 2016	none	1.0 vs. Fresno St., 2016
Eric Lee Jr.	none	7 vs. Arkansas St., 2017	none	1 twice	none	1 at Ohio St., 2016
Collin Miller	1 vs. Colorado	4 at Iowa, 2017	none	none	none	none
DaiShon Neal	none	1 three times	none	none	none	none
Tre Neal	5 vs. Colorado	same	none	same	none	same
Peyton Newell	none	2 vs. Iowa, 2017	none	none	none	none
Antonio Reed	4 vs. Colorado	15 at Minnesota, 2017	none	1 twice	none	none
Mick Stoltenberg	1 vs. Colorado	7 vs. Northwestern, 2017	none	2 vs. Iowa, 2017	none	1.0 twice
Ben Stille	3 vs. Colorado	4 three times	1 vs. Colorado	3 at Illinois, 2017	1.0 vs. Colorado	1.0 four times
Jeremiah Stovall	none	1 four times	none	none	none	none
Eli Sullivan	none	2 at Purdue, 2017	none	none	none	none
Caleb Tannor	1 vs. Colorado	same	none	same	none	same
Cam Taylor	1 vs. Colorado	same	none	same	none	same
Deontre Thomas	none	3 three times	none	none	none	none
Aaron Williams	8 vs. Colorado	12 at Oregon, 2017	none	1 eight times	none	1.0 twice
Jacob Weinmaster	1 vs. Colorado	2 at Purdue, 2017	none	none	none	none
Deontai Williams	1 vs. Colorado	same	none	same	none	same
Dedrick Young	9 vs. Colorado	14 vs. Ohio State, 2017	2 vs. Colorado	2 3x, last vs. Colorado	none	1.0 twice

NEBRASKA STATISTICAL HIGHS AND LOWS

NEBRASKA TOTALS	HIGHS	LOWS
Points Scored	28 vs. Colorado	28 vs. Colorado
First Downs	25 vs. Colorado	25 vs. Colorado
Rushing Attempts	54 vs. Colorado	54 vs. Colorado
Rushing Yards	329 vs. Colorado	329 vs. Colorado
Passes Attempted	29 vs. Colorado	29 vs. Colorado
Passes Completed	19 vs. Colorado	19 vs. Colorado
Had Intercepted	1 vs. Colorado	1 vs. Colorado
Passing Yards	236 vs. Colorado	236 vs. Colorado
Total Plays	83 vs. Colorado	83 vs. Colorado
Total Yards	565 vs. Colorado	565 vs. Colorado
Possession Time	29:45 vs. Colorado	29:45 vs. Colorado
Fumbles	3 vs. Colorado	3 vs. Colorado
Fumbles Lost	2 vs. Colorado	2 vs. Colorado
Turnovers	3 vs. Colorado	3 vs. Colorado
Turnover Margin	-3 vs. Colorado	-3 vs. Colorado
Penalties	11 vs. Colorado	11 vs. Colorado
Yards Penalized	95 vs. Colorado	95 vs. Colorado
Sacks By-Yards Lost	7.0-43 vs. Colorado	7.0-43 vs. Colorado
Team Tackles for Loss-Yards	12-59 vs. Colorado	12-59 vs. Colorado

NEBRASKA INDIVIDUAL OFFENSIVE HIGHS

Most Rushing Attempts	15; Adrian Martinez vs. Colorado
Most Net Rushing Yards	117; Adrian Martinez vs. Colorado
Most Rushing TDs	2; Adrian Martinez vs. Colorado
Longest TD Run	41; Adrian Martinez vs. Colorado
Longest Run, No TD	45; Greg Bell vs. Colorado
Most Pass Attempts	20; Adrian Martinez vs. Colorado
Most Completed Passes	15; Adrian Martinez vs. Colorado
Most Passing Yards	187; Adrian Martinez vs. Colorado
Most Passing TDs	1; Adrian Martinez vs. Colorado
Longest TD Pass	57; Adrian Martinez to JD Spielman vs. Colorado
Longest Pass, No TD	25; Andrew Bunch to Stanley Morgan Jr. vs. Colorado
Most Pass Receptions	5; Stanley Morgan Jr. vs. Colorado
Most Receiving Yards	75; Stanley Morgan Jr. vs. Colorado
Most TD Receptions	1; JD Spielman vs. Colorado
Most Total Offense Attempts	35; Adrian Martinez vs. Colorado (15 rush, 20 passes)
Most Total Offense Yards	304; Adrian Martinez vs. Colorado (117 rush, 187 pass)
Most All-Purpose Attempts	15; Adrian Martinez vs. Colorado (15 rushes)
Most All-Purpose Yards	117; Adrian Martinez vs. Colorado
Most Touchdowns Scored	2; Adrian Martinez vs. Colorado

NEBRASKA INDIVIDUAL SPECIAL TEAMS HIGHS

Most Field Goals Attempted	1; Barret Pickering vs. Colorado
Most Field Goals Made	None
Longest Field Goal Made	None
Longest Field Goal Attempted	43; Barret Pickering vs. Colorado
Longest Punt Return, TD	none
Longest Punt Return, No TD	2; Tyjon Lindsey vs. Colorado
Most Punt Return Yardage	-2; Tyjon Lindsey vs. Colorado
Longest Kickoff Return, TD	none
Longest Kickoff Return, No TD	20; JD Spielman vs. Colorado
Longest Blocked Punt, TD	none
Longest Blocked Field Goal Return	none
Most Kickoff Return Yardage	35; JD Spielman vs. Colorado
Most Punts	3; Caleb Lightbourn vs. Colorado (42.7 avg)
Highest Punting Average	42.7; Caleb Lightbourn vs. Colorado (3 punts)
Longest Punt	47; Caleb Lightbourn vs. Colorado
Most Blocked Field Goals	none
Most Blocked Punts	none
Most Blocked PAT	none

NEBRASKA INDIVIDUAL DEFENSIVE HIGHS

Most Total Tackles	12; Mohamed Barry vs. Colorado (4 solo, 8 asst.)
Most Solo Tackles	5; Tyrin Ferguson vs. Colorado (10 tackles)
Most Tackles for Loss	3; Luke Gifford vs. Colorado (13 yards)
Most Yards Lost	16; Khalil Davis vs. Colorado (2 TFL)
Most Quarterback Sacks	16; Khalil Davis vs. Colorado
Most Yards Lost	16; Khalil Davis vs. Colorado (2.0 sacks)
Most Pass Breakups	2; Dicaprio Bootle vs. Colorado
Most Interceptions	none
Longest Interception TD Return	none
Longest Interception Return, No TD	none
Longest Fumble TD Return	none
Longest Fumble Return, No TD	none

OPPONENT STATISTICAL HIGHS AND LOWS

OPPONENT TOTALS	HIGHS	LOWS
Points Scored	33 vs. Colorado	33 vs. Colorado
First Downs	26 vs. Colorado	26 vs. Colorado
Rushing Attempts	35 vs. Colorado	35 vs. Colorado
Rushing Yards	44 vs. Colorado	44 vs. Colorado
Passes Attempted	50 vs. Colorado	50 vs. Colorado
Passes Completed	33 vs. Colorado	33 vs. Colorado
Had Intercepted	0 vs. Colorado	0 vs. Colorado
Passing Yards	351 vs. Colorado	351 vs. Colorado
Total Plays	85 vs. Colorado	85 vs. Colorado
Total Yards	395 vs. Colorado	395 vs. Colorado
Possession Time	30:15 vs. Colorado	30:15 vs. Colorado
Fumbles	0 vs. Colorado	0 vs. Colorado
Fumbles Lost	0 vs. Colorado	0 vs. Colorado
Turnovers	0 vs. Colorado	0 vs. Colorado
Turnover Margin	+3 vs. Colorado	+3 vs. Colorado
Penalties	6 vs. Colorado	6 vs. Colorado
Yards Penalized	48 vs. Colorado	48 vs. Colorado
Sacks By-Yards Lost	2.0-12 vs. Colorado	2.0-12 vs. Colorado
Team Tackles for Loss-Yards	7-25 vs. Colorado	7-25 vs. Colorado

OPPONENT INDIVIDUAL HIGHS

Most Yards Rushing	25; Kyle Evans and Travon McMillin (Colorado)
Most Rushing Attempts	12; Kyle Evans (Colorado)
Most Yards Passing	351; Steven Montez (Colorado)
Most Passing Attempts	50; Steven Montez (Colorado)
Most Pass Completions	33; Steven Montez (Colorado)
Most Pass Receptions	10; Laviska Shenault (Colorado)
Most Yards Receiving	177; Laviska Shenault (Colorado)

OPPONENT INDIVIDUAL LONGEST PLAYS

Rush	16; Steven Montez (Colorado)
Pass	40; Steven Montez to Laviska Shenault (Colorado)
Field Goal	40; James Stefanou (Colorado)
Punt Return	7; Ronnie Blackmon (Colorado)
Kickoff Return	27; Ronnie Blackmon (Colorado)
Fumble Return	None
Interception Return	22; Nate Landman (Colorado)
Punt	54; Alex Kinney (Colorado)

COLORADO 33, NEBRASKA 28

SCORE BY QUARTERS	1	2	3	4	FINAL
Colorado	14	3	10	6	33
Nebraska	7	14	7	0	28

SCORING SUMMARY

QTR	TIME	TEAM	SCORE
1st	COLO	09:00	MacIntyre 3 yd pass from Montez (Stefanou kick)
1st	COLO	06:47	Shenault 3 yd run (Stefanou kick)
1st	NEB	03:47	Martinez 41 yd run (Pickering kick)
2nd	NEB	10:15	Ozigbo 8 yd run (Pickering kick)
2nd	NEB	02:24	Martinez 3 yd run (Pickering kick)
2nd	COLO	00:28	Stefanou 40 yd field goal
3rd	COLO	10:59	Stefanou 35 yd field goal
3rd	NEB	05:35	Spielman 57 yd pass from Martinez (Pickering kick)
3rd	COLO	01:24	MacIntyre 8 yd pass from Montez (Stefanou kick)
4th	COLO	01:06	Shenault 40 yd pass from Montez (pass failed)

Lincoln (Sept. 1) - Steven Montez's touchdown pass with 1:06 remaining gave Colorado a 33-28 win over Nebraska, spoiling the debut of Husker Head Coach Scott Frost.

The Huskers, who overcame an early 14-0 deficit, led 28-27 before Montez drove CU 77 yards for the winning score. A costly personal foul on NU on 3rd-and-24 kept the drive alive before Montez hit Laviska Shenault on a 40-yard strike for the winning score.

The Huskers who were hurt by 11 penalties and three turnovers, still had an opportunity as backup quarterback Andrew Bunch drove NU to the Colorado 21 in the final minute but were unable to score in the final seconds.

Nebraska put up 565 total yards on Colorado, including 329 rushing yards, as quarterback Adrian Martinez (117) and Greg Bell (104) both reached the century mark, the first time NU had two 100-yard rushers since 2014. Martinez added 187 yards on 15-of-20 passing in his collegiate debut before leaving the game with an injury.

The Blackshirts held CU to just 44 rushing yards, while recording seven sacks of Montez - the most by the Nebraska defense in five seasons. But Montez answered with 351 yards on 33-of-50 passing with three scores, two touchdown passes to Jay MacIntyre and the game-winner to Shenault, who had 177 receiving yards.

Trailing 14-0 after a pair of turnovers, Martinez put the Big Red on the board, sprinting 41 yards to paydirt on Nebraska's next drive to cap an eight-play, 75-yard march to pull the Huskers within 14-7. The Huskers tied the score going 52 yards in seven plays, as Devine Ozigbo scored from eight yards out. The senior had 25 of the 52 yards on the drive for the Huskers.

Martinez gave the Huskers their first lead, scoring from three yards with 2:24 left in the half. That capped an eight-play, 79-yard march for the Big Red. Martinez also completed 9-of-11 first-half passes for 86 yards.

In the second quarter, the Huskers outgained Colorado 140-36, including 105-(-12) on the ground, to carry a 329-139 edge in total yards for the half despite managing just a 21-17 halftime lead.

After Colorado kicked a second field goal to pull within 21-20, Martinez found JD Spielman on a 57-yard strike to put the Big Red up 28-20 with 5:35 left in the third quarter.

The Buffaloes came right back on their next drive as Montez found MacIntyre on an 8-yard pass to put the visitors within one with 1:24 left in the third quarter.

TEAM STATISTICS

	COLO	NEB
FIRST DOWNS	26	25
RUSHES-YARDS (NET)	35-44	54-329
PASSING YDS (NET)	351	236
Passes Att-Comp-Int	50-33-0	29-19-1
TOTAL OFFENSE PLAYS-YARDS	85-395	83-565
Fumble Returns-Yards	0-0	0-0
Punt Returns-Yards	2-10	3--2
Kickoff Returns-Yards	2-51	3-45
Interception Returns-Yards	1-22	0-0
Punts (Number-Avg)	5-43.4	3-42.7
Fumbles-Lost	0-0	3-2
Penalties-Yards	8-46	11-95
Possession Time	30:15	29:45
Third-Down Conversions	6 of 18	5 of 13
Fourth-Down Conversions	2 of 3	0 of 3
Red-Zone Scores-Chances	4-5	2-3
Sacks By: Number-Yards	2-12	7-43

RUSHING: COLO- Kyle Evans 12-25; Travon McMillian 8-25; Laviska Shenault 2-5; K.D. Nixon, 2--4; Steven Montez 11--7. **NEB-**Adrian Martinez 15-117; Greg Bell 13-104; Devine Ozigbo 14-60; Maurice Washington 8-34; Tyjon Lindsey 2-9; JD Spielman 1-4; Andrew Bunch 1-1

PASSING: COLO- Steven Montez 33-50-0-351-3 **NEB-**Adrian Martinez 15-20-1-187-1; Andrew Bunch 4-9-0-49-0

RECEIVING: COLO- Laviska Shenault 10-177; Jay MacIntyre 8-45; Juwann Winfree 5-48; K. D. Nixon 5-39; Tony Brown 2-28; Travon McMillian 2-5; Kyle Evans 1-9. **NEB-**Stanley Morgan Jr. 5-75; JD Spielman 3-67; Mike Williams 3-40; Devine Ozigbo 2-17; Maurice Washington 2-16; Greg Bell 2-3; Kurt Rafdal 1-14; Jack Stoll 1-4.

INTERCEPTIONS: COLO- Nate Landman, 1-22. **NEB-**None

FUMBLES: COLO-None. **NEB-**Adrian Martinez 2-1; Greg Bell 1-1.

TACKLES: COLO-Nate Landman 8-5. **NEB-**Mohamed Barry 4-8