

# NEBRASKA

## 2018 FOOTBALL GAME NOTES



### NEBRASKA (0-2, 0-0) AT MICHIGAN (2-1, 0-0)

SATURDAY, SEPT. 22, 2018 • 11 A.M. CT/NOON ET • ANN ARBOR, MICH.  
MICHIGAN STADIUM • CAPACITY: 107,601 • SURFACE: FIELDTURF



### THIS WEEK'S MATCHUP

Nebraska takes to the road for the first time in 2018, traveling to Michigan for the Big Ten opener. The matchup between two of college football's iconic programs will kick off at Noon ET (11 a.m. CT) on Saturday at Michigan Stadium. The game will be televised on FS1 and available on the IMG Husker Sports Network.

Nebraska and Michigan both rank among the top five all-time in college football in victories and have combined to win 88 conference championships and play in 99 bowl games. Both schools have a history of national championships, most recently sharing the 1997 national title.

Nebraska will head to Ann Arbor looking for its first victory of 2018, following a second close home loss in a 24-19 setback against Troy. The Huskers controlled the stat sheet for a second straight win, but had three costly turnovers in dropping to 0-2.

Michigan will enter Saturday's game with a 2-1 record following a 45-20 victory over SMU on Saturday in Ann Arbor. The Wolverines dropped their opener at No. 8 Notre Dame, but have rolled to wins the past two weeks, outscoring the opposition 94-23. Michigan has made a statement in the running game, churning out 308 and 237 yards on the ground the past two weeks.

### THIS WEEK'S NUMBERS

10

Nebraska and Michigan will be meeting for the 10th time on Saturday in Ann Arbor. The series is tied at 4-4-1, with Nebraska holding a 2-1 advantage since the Huskers joined the Big Ten in 2011.

14

Nebraska sophomore receiver JD Spielman will be playing in his 14th career game on Saturday at Michigan. Spielman needs 58 receiving yards to reach 1,000 career yards, which would mark the fastest Husker to the 1,000-yard plateau. Heisman winner Johnny Rodgers accomplished the feat in 16 games.

7

Nebraska is one of only seven teams in the FBS to rank among the top 25 nationally in both rushing offense and rushing defense. The Huskers are the only Big Ten team in that group and join Air Force, Cincinnati, Georgia, Mississippi State, Oklahoma State and Texas A&M.

### NEBRASKA'S 2018 SCHEDULE

Sept. 1	Akron	canceled	FOX	Storms push back opening of '18 season
Sept. 8	Colorado	L, 33-28	ABC	NU rushes for 329 yards, 565 total offense
Sept. 15	Troy	L, 24-19	BTN	Husker defense limits Troy to 243 yards
Sept. 22	@ Michigan	11 a.m. (CT)	FS1	Series tied, 4-4-1
Sept. 29	Purdue	2:30 p.m.	BTN	Nebraska leads, 4-2
Oct. 6	@ Wisconsin	TBA	TBA	Wisconsin leads, 8-4
Oct. 13	@ Northwestern	11 a.m.	TBA	Nebraska leads, 7-4
Oct. 20	Minnesota	TBA	TBA	Minnesota leads, 32-24-2
Nov. 3	@ Ohio State	TBA	TBA	Ohio State leads, 5-1
Nov. 10	Illinois	TBA	TBA	Nebraska leads, 11-3-1
Nov. 17	Michigan State	TBA	TBA	Nebraska leads, 8-2
Nov. 23	@ Iowa	11 a.m.	FOX	Nebraska leads, 29-16-3

All times Central

### THE TEAMS



- **2018 Record:** 0-2, 0-0
- **Last Game:** lost to Troy, 24-19
- **AP/Coaches Rank:** NR



- **2018 Record:** 2-1, 0-0
- **Last Game:** def. SMU, 45-20
- **AP/Coaches Rank:** 19/21

### THE COACHES



#### Scott Frost

- 1st Season at Nebraska
- 0-2 Nebraska Record
- 3rd Career Season
- 19-9 Career Record
- 0-1 vs. Michigan



#### Jim Harbaugh

- 4th Season at Michigan
- 30-12 at Michigan
- 11th College Season
- 88-39 College Record
- 1st Meeting vs. Nebraska

### THE SERIES

- **All-Time Series:** Series tied, 4-4-1
- **In Ann Arbor:** Michigan leads, 3-2
- **Last Meeting:** NU, 17-13 (11/9/2013)
- **Win Streak:** Nebraska, 2 games

### TV INFORMATION



#### FS1

- **Play-by-Play:** Tim Brando
- **Analyst:** Spencer Tillman
- **Sidelines:** Holly Sonders

### RADIO INFORMATION



- **Play-by-Play:** Greg Sharpe
- **Analysis:** Matt Davison
- **Sidelines:** Ben McLaughlin
- **XM Simulcast:** 384
- **Sirius Simulcast:** 83

### ONLINE/MOBILE RADIO

- Huskers.com (free)
- Official Nebraska Huskers App (free)
- TuneIn.com (free)
- Tunein App (free)

## NEBRASKA COMMUNICATIONS

One Memorial Stadium  
P.O. Box 880123  
Lincoln, NE 68588-0123  
(402) 472-2263  
sportsinfo@huskers.com

Shipping Address: 600 Stadium Drive

### FOOTBALL CONTACTS

Credential Requests..... Huskers.com/Media

Assistant A.D./Communications... Keith Mann

Phone.....402-472-0237

E-Mail.....kmann@huskers.com

Sr. Assoc. Comm. Director . Shamus McKnight

Phone.....402-472-7772

E-Mail.....smcknight@huskers.com

Associate Director..... Matt Smith

Phone.....402-472-7780

E-Mail.....msmith@huskers.com

Admin. Associate (Credentials) .. Vicki Capazo

Phone.....402-472-2263

E-Mail.....vcapazo@huskers.com

Huskers.com • @Huskers

### GENERAL MEDIA POLICIES

All player and coach interviews must be arranged at least one day in advance through the Nebraska Communications Office. Contact Keith Mann, Shamus McKnight, Matt Smith or Erica Nett. All post-practice interviews will be conducted at the practice site. Interviews will not be conducted in the weight room, Student Life Complex, training room, hallways or the tunnel leading from the locker room to the field. The Nebraska locker room, training room and football office meeting rooms are **OFF-LIMITS** to the media. When arriving for post-practice interviews, media should come to the Hawks Championship Center, or outside Memorial Stadium as instructed.

Requested players are available (depending on class schedules) at the Monday press conferences (11:30 a.m.-1 p.m.) and after practice on the field on Tuesday and Wednesday. Student-athlete cell phone numbers will **NOT** be given to the media, and media should not contact or message student-athletes directly through social media platforms.

**PRACTICES ARE CLOSED** to the media and to the general public during the season.

After all games, Nebraska's **LOCKER ROOM IS CLOSED**. Head Coach Scott Frost and requested players will be brought to the postgame interview room after a 10-minute cooling off period. At home, the postgame interview room is located in the strength complex of the Osborne Athletic Complex. Media are asked to wait to set up equipment until the conclusion of halftime. On the road, Coach Frost and requested players will be brought to the designated interview area. Please note, **NO INTERVIEWS** will be conducted on the field as the players are returning to the locker room.

## NEBRASKA MEDIA INFORMATION & POLICIES

### COACH AND PLAYER AVAILABILITY

#### MONDAY

##### Nebraska Weekly Press Conference

Selected players will be available in the West Stadium Level 6 at Memorial Stadium at 11:30 a.m. CT. The press conference will be available free at Huskers.com. Coach Frost will follow the players and conclude the press conference beginning at 12:30 p.m. CT. (Sept. 3 press conference will begin with Players at 1 p.m. and Coach Frost at 1:30 p.m.).

#### TUESDAY

Defensive assistant coaches and requested players will be available following practice.

##### Big Ten Teleconference (Scott Frost - 11:24 a.m. CT)

To participate on the teleconference, media members should call 1-866-392-7674. Contact the Big Ten Conference Office for the weekly passcode. The calls will be available for playback approximately two hours after each conference at www.bigten.org.

- 11:00 a.m. – Chris Ash, Rutgers
- 11:08 a.m. – Jim Harbaugh, Michigan
- 11:16 a.m. – Paul Chryst, Wisconsin
- **11:24 A.M. – SCOTT FROST, NEBRASKA**
- 11:32 a.m. – Mark Dantonio, Michigan State
- 11:40 a.m. – Kirk Ferentz, Iowa
- 11:48 a.m. – P.J. Fleck, Minnesota
- 11:56 a.m. – Pat Fitzgerald, Northwestern
- 12:04 p.m. – Lovie Smith, Illinois
- 12:12 p.m. – Matt Canada, Maryland
- 12:20 p.m. – Jeff Brohm, Purdue
- 12:28 p.m. – James Franklin, Penn State
- 12:36 p.m. – Urban Meyer, Ohio State
- 12:44 p.m. – Tom Allen, Indiana

#### WEDNESDAY

Offensive assistant coaches and a limited number of requested players will be available after practice.

#### THURSDAY

Coach Frost will be available after practice.

#### FRIDAY

No Media Availability.

### FROST PHONE INTERVIEWS

Media wishing to try to arrange a phone interview may contact Keith Mann for availability. Please contact the Communications Office as far in advance as possible.

### PLAYER PHONE INTERVIEWS

Out-of-town media requesting phone interviews with players should contact Keith Mann or Shamus McKnight with those requests, preferably on Sundays, but no later than 10 a.m. CT on Monday of game week. Other than rare exceptions, these interviews will take place only during the Monday press conference window or the Tuesday or Wednesday post-practice player availability.

### NEBRASKA FOOTBALL HEAD SHOTS

Action photos and/or a flash drive of Nebraska head shots may be obtained by calling or e-mailing the Nebraska Communications Office.

### HUSKERS.COM

Huskers.com is the official site of Nebraska Athletics and includes updated stats, game notes, depth chart and extensive quotes and audio and video clips from Nebraska's Monday press conference, including Coach Frost and selected players in the afternoon.

### CREDENTIALS

Media may make credential requests for home games on-line at Huskers.com/media. Follow the steps on the web site to complete the application. You will receive

an e-mail confirming your application, and approval/denial e-mail. Contact Vicki Capazo at (402) 472-2263 with questions. Once again this season, photo ID will be required to gain access to the stadium on game day and the name on your photo ID and credential must match. Single-game credentials will not be mailed and must be picked up on game day at media will call. Single-game parking passes will be mailed to media.

### TELECONFERENCE/SATELLITE FEED/FTP

For video of Nebraska's press conferences contact the Communications Office. All of Coach Frost's press conferences are available live on Huskers.com. Several players will precede Frost at the press conference.

### MEDIA GUIDE AND ON-LINE

PDF versions of the 2018 Nebraska media guide and all-sport record book are available on Huskers.com. Please go to the "Football" page and click on "Media Guide" link under the "More" tab on the menu bar.

### THE BANK OF THE WEST NEBRASKA FOOTBALL SHOW

The Nebraska Football television show will air on several affiliates throughout the 2018 season. The stations and times are as follows:

- KOLN/KGIN – Lincoln (Sunday, 10:35 p.m.)
- KNPL – North Platte (Sunday, 10:35 p.m.)
- KMTV – Omaha (Sunday, 11 p.m.)
- Fox Sports Midwest – Monday, 1 p.m.

The N-Side Nebraska show will follow the half-hour football show and feature all 24 of Nebraska's sports, including football during the fall.

### IMG HUSKER SPORTS RADIO NETWORK

The Husker IMG Sports Network will continue the strong tradition of broadcasting excellence in 2018, as it brings NU football to fans across the nation and the world.

In the state of Nebraska, KXSP (590 AM and KEZO (92.3 FM) serve as the Omaha affiliates. KLIN (1400 AM) along with KFGE (98.1 FM) remain the Lincoln affiliates, while KRVN (880 AM) is a powerful central Nebraska affiliate that reaches around the state. All radio broadcasts are available live on

Huskers.com, the Official Husker App, TuneIn.com, the TuneIn Radio App and SiriusXM Satellite Radio.

### 2018 NEBRASKA STATIONS

- Ainsworth, KBRB-AM: 1400
- Alliance, KCOW-AM: 1400
- Beatrice, KWBE-AM: 1450
- Broken Bow, KBBN-FM: 95.3
- Chadron, KCSR-AM: 610
- Columbus, KJSK-AM: 900
- Columbus, KLIR-FM: 101.1
- Cozad, KAMI-AM: 1580
- Fairbury, KGMT-AM: 1310
- Fairbury, KUTT-FM: 99.5
- Falls City, KTNK-AM: 1230
- Fremont, KFMT-FM: 105.5
- Grand Island, KRGI-AM: 1430
- Grand Island, KRGY-FM: 97.3
- Hastings, KHAS-AM: 1230
- Hastings, KLIQ-FM: 94.5
- Hiawatha, KS, KLZA-FM: 101.3
- Holdrege, KUVR-AM: 1380
- Holdrege, KMTY-FM: 97.7
- Imperial, KADL-FM: 102.9
- Kearney, KGFV-AM: 1340
- Kearney, KQKY-FM: 105.9
- Lexington, KRVN-AM: 880
- Lincoln, KLIN-AM: 1400
- Lincoln, KFGE-FM: 98.1
- McCook, KSWN-FM: 93.9
- McCook, KZMC-FM: 102.1
- Nebraska City, KNKY-AM: 1600
- Nebraska City, KRBE-FM: 103.1
- Norfolk, KNEN-FM: 94.7
- North Platte, KODY-AM: 1240
- Ogallala, KZTL-FM: 93.5
- Omaha, KXSP-AM: 590
- Omaha, KEZO-FM (Z-92): 92.3
- Rapid City, SD, KTOQ-AM: 1340
- Scottsbluff, KNEB-AM: 960
- Scottsbluff, KNEB-FM: 94.1
- Sidney, KSID-AM: 1340
- Sidney, KSID-FM: 98.7
- Sioux City, IA KSEZ-FM: 97.9
- Sioux Falls, SD KS00-FM: 99.1
- Superior, KRFS-AM: 1600
- Superior, KRFS-FM: 103.9
- Valentine, KVSH-AM: 940
- West Point, KTIC-AM: 840
- West Point, KTIC-FM: 98.3
- Yankton, SD KKYA-FM: 93.1
- York, KAWL-AM: 1370
- Winner, SD, KWYR-AM: 1260

## WEEKLY MEDIA CALENDAR: NEBRASKA AT MICHIGAN (SEPT. 17-22)

MONDAY, SEPT. 17	TUESDAY, SEPT. 18	WEDNESDAY, SEPT. 19	THURSDAY, SEPT. 20	FRIDAY, SEPT. 21	SATURDAY, SEPT. 22
<b>PRACTICE</b> 8:45 a.m.-10:30 a.m.  <b>NO MEDIA ACCESS</b>	<b>PRACTICE</b> 8:50 - 10:50 a.m.  <i>Available after practice:</i> • Defensive Coaches • Requested Players	<b>PRACTICE</b> 8:25 - 10:25 a.m.  <i>Available after practice:</i> • Offensive Coaches • Requested Players	<b>PRACTICE</b> 9:10 - 10:50 a.m.  <i>Available after practice:</i> • Coach Frost	<b>PRACTICE</b> Morning practice in Lincoln  <b>NO MEDIA ACCESS</b>	<b>GAME DAY</b> Nebraska at Michigan 11 a.m. CT (FS1)
<b>PRESS CONFERENCE</b> 11:30 a.m. - Players 12:30 p.m. - Coach Frost	<b>BIG TEN CONF. CALL</b> 11 a.m. - Call begins 11:24 a.m. - Scott Frost Details: Contact Big Ten		<b>NEBRASKA FOOTBALL RADIO HOUR (HSN)</b> 7 p.m. - Troy Walters	Travel to Ann Arbor via charter	<b>POST-GAME</b> Post-game interview area: • Scott Frost • Requested players

## NEBRASKA-MICHIGAN SERIES

Games: 9

Standing: Series tied, 4-4-1

At Ann Arbor: Michigan leads, 3-2-0

Current win streak (start): NU, 2 games (2012)

DATE	SITE	RANK		RES.	SCORE
		NU/MICH			
10/21/1905	Ann Arbor	/		L	0-31
11/25/1911	Lincoln	/		T	6-6
10/27/1917	Ann Arbor	/		L	0-20
9/29/1962	Ann Arbor	/		W	25-13
1/1/1986	Tempe*	7/5		L	23-27
12/28/2005	San Antonio**/20			W	32-28
11/19/2011	Ann Arbor	17/20		L	17-45
10/27/2012	Lincoln	/20		W	23-9
11/9/2013	Ann Arbor	/		W	17-13

\*Fiesta Bowl; \*\*Alamo Bowl

SERIES SCORING	TOTAL	AVERAGE
Nebraska	143	15.9
Michigan	192	21.3

Nebraska and Michigan will meet for the 10th time overall and the fourth time as Big Ten opponents on Saturday in Ann Arbor. The schools met each season from 2011 to 2013 as members of the Big Ten Legends Division.

This week's meeting is the first matchup between the schools since the Big Ten switched to an East-West Division format in 2014.

- Nebraska owns a 2-1 record against the Wolverines in Big Ten matchups, including a 2013 victory at Michigan Stadium.
- The schools have met in a pair of bowl games, splitting two closely contested games. Michigan defeated the Huskers, 27-23, in the Fiesta Bowl following the 1985 season. Nebraska won 32-28 over the Wolverines in the 2005 Alamo Bowl.
- Nebraska is 2-2 against ranked Michigan teams, with the Wolverines ranked in four of the past five meetings.

## TRADITIONAL POWERS SET FOR SATURDAY SHOWDOWN

Nebraska and Michigan are two of the most successful programs in the history of college football. Michigan ranks first in college football history with 945 wins, while Nebraska is fifth at 893 victories.

The Cornhusker football program has won five national championships, while Michigan has 12 national crowns in its history. The schools shared the 1997 national championship, with Nebraska earning the Coaches crown, and Michigan being named the AP national champs.

## NU-MICHIGAN BY THE NUMBERS

Nebraska	Category	Michigan
5	National Championships	11
46	Conference Championships	42
53	Bowl Appearances	46
3	Heisman Trophy Winners	3
110	All-Americans	130
27	10-Win Seasons	28

## HUSKERS READY TO OPEN BIG TEN CONFERENCE ACTION

Nebraska will begin the Big Ten portion of its 2018 schedule Saturday at Michigan. The game marks the start of the Huskers' eighth season of Big Ten competition.

- The Huskers are 5-2 in Big Ten openers since joining the league in 2011.

### NEBRASKA BIG TEN OPENERS

Date	Opponent	Result
10-1-11	at Wisconsin	L, 48-17
10-29-12	Wisconsin	W, 30-27
10-5-13	Illinois	W, 39-19
9-27-14	Illinois	W, 45-14
10-3-15	at Illinois	L, 14-13
9-24-16	at Northwestern	W, 24-13
9-23-17	Rutgers	W, 27-17

- Michigan is the fifth different school Nebraska has faced in a Big Ten opener. It also marks the second straight year, Nebraska has opened league play against an East Division foe, after defeating Rutgers in last year's Big Ten opener.
- Nebraska has won 39 of its past 43 conference openers overall, with three of those losses against top-20 teams.
- Overall, Nebraska is 91-21-2 all-time in conference openers (.807 winning percentage).
- Saturday's game is also the first of five Big Ten road games in 2018. The Huskers are 3-4 in their first conference road game since joining the Big Ten. NU has won its last two conference road openers, picking up wins at Northwestern (2016) and Illinois (2017).

## HUSKERS TO FACE NATIONALLY RANKED WOLVERINE SQUAD

The trip to Ann Arbor on Saturday will mark Nebraska's first game of the 2018 season against a ranked opponent. Michigan enters the game ranked 19th in the Associated Press poll and No. 21 by the coaches.

Nebraska has four upcoming games against teams in the AP poll including No. 4 Ohio State, No. 18 Wisconsin, No. 19 Michigan and No. 24 Michigan State.

- Nebraska will be looking for its first win over a ranked opponent since a win over No. 22 Oregon in Lincoln in 2016. It would also be the highest ranked team Nebraska has defeated since a 39-38 win over No. 6 Michigan State in 2015.
- The Huskers' last road win over a ranked opponent was a 17-14 win at No. 12 Penn State in 2011.
- Head Coach Scott Frost led UCF to three consecutive wins against ranked teams to complete the 2017 season, capping the perfect campaign with a win over No. 7 Auburn in the Peach Bowl. Frost was 3-1 overall against ranked opponents at UCF, with the only loss at No. 5 Michigan in 2016.

## BIG TEN STANDINGS



### WEST DIVISION

Place	Team	Overall	Big Ten
1.	Northwestern	1-2	1-0
2.	Iowa	3-0	0-0
	Minnesota	3-0	0-0
4.	Illinois	2-1	0-0
	Wisconsin	2-1	0-0
6.	<b>Nebraska</b>	<b>0-2</b>	<b>0-0</b>
7.	Purdue	0-3	0-1

### EAST DIVISION

Place	Team	Overall	Big Ten
1.	Ohio State	3-0	1-0
2.	Indiana	3-0	0-0
	Penn State	3-0	0-0
4.	Maryland	2-1	0-0
	Michigan	2-1	0-0
6.	Michigan State	1-1	0-0
7.	Rutgers	1-2	0-1

## PLAYER OF THE WEEK NOMINEES

GAME	OFF.	DEF.	SPEC.	FROSH
AKRON	game canceled			
COLO	--	--	--	---
TROY	--	--	--	--
MICH				
PUR				
WIS				
NW				
MINN				
OSU				
ILL				
MSU				
IOWA				

*Bold indicates winner*

## 2018 HUKER HONORS

### FREEDOM AKINMOLADUN, SR., DL

- AFCA Good Works Team (1 of 11 in FBS)

### CALEB LIGHTBOURN, JR., P

- Ray Guy Award Watch List (1 of 27)

### STANLEY MORGAN JR., SR., WR

- Biletnikoff Award Watch List (1 of 50)

### JD SPIELMAN, SO., WR

- Hornung Award Watch List (1 of 43)
- Biletnikoff Award Watch List (1 of 50)

### JACK STOLL, SO., TE

- Mackey Award Watch List (1 of 64)



## LAST TIME OUT

### TROY 24, NEBRASKA 19

Team Stats	TROY	NU
<b>First Downs</b>	12	22
<b>Rushes-Yards</b>	34-143	48-187
<b>Passes</b>	14-21-1	19-27-2
<b>Passing Yards</b>	110	177
<b>Total Offense</b>	253	364
<b>3rd Downs</b>	4-of-12	5-of-15
<b>Turnovers</b>	2	3
<b>Penalties</b>	10-95	10-77
<b>Time of Possession</b>	27:06	32:54

#### NU Rushing Leaders

Maurice Washington—14 carries, 92 yards  
Greg Bell—14 carries, 64 yards

#### NU Passing Leader

Andrew Bunch—19-27-2, 177 yards, 2 TD

#### NU Receiving Leaders

JD Spielman—6 receptions, 45 yards, TD  
Stanley Morgan Jr.—5 receptions, 64 yards, TD

#### NU Defensive Leaders

Will Honas—3 UT, 5 AT, 8 TT, TFL, Hurry  
Tre Neal—3 UT, 4 AT, 7 TT, TFL, PBU  
Aaron Williams—3 UT, 2 AT, 5 TT, PBU

#### NU Special Teams Leaders

Caleb Lightbourn—41.6 punt avg., 4 touchbacks on kickoffs

### NOTING GAME 2

- Nebraska had three sacks in the game to bring its season total to 10 sacks. This marks the first time Nebraska has had 10 or more sacks in the first two games since 2005.
- Stanley Morgan Jr. had a touchdown reception in the second quarter for his 16th career TD catch. Morgan moved into a tie for fifth on the NU touchdown receptions list.
- Freshman running back Maurice Washington led the team with 92 rushing yards. It marked the second straight week a true freshman led the Huskers in rushing, following Adrian Martinez's team-leading 117 yards vs. Colorado.
- Cornerback Lamar Jackson registered his first career interception in the first quarter. The pick was the first by a Nebraska cornerback in 21 games, dating back to Chris Jones' interception for a touchdown at Indiana in 2016.
- Linebacker Luke Gifford had a sack in the game, giving him 2.5 sacks on the season. He entered 2018 with 1.5 career sacks.
- The 79-yard punt by Troy's Tyler Sumpter was the longest punt against Nebraska in 20 years, and the seventh-longest opponent punt in NU history.

### NEBRASKA SET FOR FROST'S FIRST BIG TEN GAME

Scott Frost will coach his first Big Ten Conference game on Saturday at No. 19 Michigan. The contest will also mark Frost's first road game as Nebraska's head coach and first time facing a ranked opponent at Nebraska.

- The last first-year head coach to win his conference opener at Nebraska was Bill Callahan in 2004, when the Huskers defeated Kansas, 14-8, to open Big 12 play. Callahan is also the last first-year Husker to win his first road game, leading the Huskers to a 24-17 victory at Pittsburgh on Sept. 18, 2004.
- The trip to Ann Arbor brings Frost back to the location of his first road game as a head coach. On Sept. 10, 2016, UCF lost to Michigan in the second game of Frost's head coaching career.
- Michigan also marked the first road game for Bob Devaney as Nebraska's head coach. Devaney led Nebraska to a 25-13 victory over the Wolverines at the Big House on Sept. 29, 1962 in his second game as Husker head coach.

### NU LOOKS TO KEEP RUN GAME MOVING AGAINST WOLVERINES

Nebraska churned out 329 rushing yards in the opener against Colorado, and added 187 rushing yards against Troy.

The rushing total against Colorado bettered Nebraska's season highs from 2017. In fact, the Huskers had 243 rushing yards by halftime, surpassing last year's single-game high of 225 yards against Arkansas State.

- The 329 rushing yards were Nebraska's most yards on the ground since rushing for 458 yards against Illinois in 2014.
- Nebraska surpassed 300 yards on the ground for the first time since rushing for 310 yards at Northwestern on Sept. 24, 2016.
- Adrian Martinez (117) and running back Greg Bell (104) both cracked the century mark on the ground. That marked the first time Nebraska had a pair of 100-yard rushers in the same game since a 2014 win over Illinois.
- Nebraska had a pair of runs of 40 yards or more against Colorado—a 41-yard touchdown by Martinez and a 45-yard rush by Bell. That was the first time Nebraska had two runs of at least 40 yards in a game since a 2014 win at Fresno State.
- Nebraska was solid again on the ground against Troy, rushing for 187 yards. NU was again led on the ground by a true freshman, with Maurice Washington rushing 14 times for 92 yards.
- Head Coach Scott Frost led a successful rushing attack in his previous meeting with Michigan. In a 2016 loss at Ann Arbor, UCF rushed for 275 yards, more rushing yards than Michigan has allowed in a single game in the subsequent 27 games.

### OFFENSE HOPES TO BUILD ON EARLY-SEASON OUTPUT

Head Coach Scott Frost and his staff oversaw one of the nation's most potent offenses at UCF in 2017. The season opener against Colorado showed that Nebraska could feature similar explosiveness in 2018.

- NU posted 565 yards of offense vs. Colorado, with 329 rushing yards and 236 passing.
- The 565 yards marked the first 500-yard total offense game for the Huskers since posting 556 yards at Northwestern in 2016.
- The total offense output was the best by Nebraska in 35 games, dating back to a 610-yard effort against Southern Miss in 2015.
- Nebraska heads to Michigan averaging 464.5 total yards per game to rank fifth in the Big Ten.

### NEBRASKA PASSING GAME LED BY RECORD-SETTING TANDEM

In 2017, Stanley Morgan Jr. and JD Spielman combined for 1,816 receiving yards, the highest two-player total in Husker history. The duo set the top mark despite each player missing a game due to injury.

Morgan set an NU record with 986 receiving yards in 2017. Spielman added 830 receiving yards, a total that ranked seventh in school history and was the most ever by a Husker freshman.

- In two games this season, the duo has combined for 19 receptions for 251 yards and three touchdowns.

### TOP RECEIVING DUOS IN NU HISTORY

YEAR	PLAYERS	YARDS
2017	<b>Stanley Morgan Jr. (986)*</b> <b>JD Spielman (830)*</b>	<b>1,816</b>
2008	Nate Swift (941) Todd Peterson (786)	1,727
2015	Jordan Westerkamp (918)* Brandon Reilly (754)*	1,672
2014	Kenny Bell (788) Jordan Westerkamp (747)	1,535
2007	Maurice Purify (814) Marlon Lucky (705)	1,519

\*both players returned the next season

### B1G RECEIVING DUO

Spielman and Morgan were at their best in conference play in 2017. Spielman and Morgan ranked first and second, respectively, in the Big Ten last season in receiving yards per play in conference play. Spielman led the league 88.1 receiving yards per game in conference-only games, while Morgan averaged 85.9 yards per game in league play.

- Spielman (88.1 ypg) and Morgan (85.9 ypg) are the only returning Big Ten players who averaged at least 59 receiving yards per game during Big Ten Conference play last season. The next highest returning receiver is Penn State's Juwan Johnson, who averaged 58.9 receiving yards per game during the 2017 Big Ten slate.

### TOP RETURNING B1G RECEIVERS

PLAYER, SCHOOL	2017 REC. YDS/GM
<b>JD Spielman, Nebraska</b>	<b>88.1</b>
<b>Stanley Morgan Jr., Nebraska</b>	<b>85.9</b>
Juwan Johnson, Penn State	58.9

## MORGAN AIMS TO BE NEBRASKA'S ALL-TIME LEADING RECEIVER

After setting a school record with 986 receiving yards in 2017, Stanley Morgan Jr. will look to become Nebraska's all-time leading receiver this fall.

Morgan has 129 career receptions, which ranks seventh on NU's all-time list. He needs 52 receptions to tie Kenny Bell (181) atop the Husker chart. Morgan has 1,882 career receiving yards to rank fifth on Nebraska's all-time list. Against Colorado, he moved past Terrence Nunn into the top five on the list. Morgan needs 807 yards to tie Bell (2,689) for the most receiving yards in program history.

The New Orleans native put himself in position to challenge Nebraska's all-time records thanks to a breakout junior season, when he earned All-Big Ten accolades. Morgan caught 61 passes for 986 yards and 10 touchdowns in 2017.

- Morgan set Nebraska records with 986 receiving yards and five 100-yard receiving games in 2017, while ranking third in school history in touchdown receptions (10) and fifth in catches (61).
- He led the Big Ten and ranked 14th nationally in receiving yards per game (89.6) in 2017. His 986 receiving yards ranked second nationally among players who saw action in 11 or fewer games.
- Morgan led all Big Ten wide receivers and ranked 16th nationally in touchdown catches with his 10 touchdown grabs.
- He produced his first five career 100-yard receiving efforts in 2017, leading the Big Ten in that category.
- Morgan posted 185 receiving yards at No. 13 Penn State, the second-highest total in school history.
- He had at least three catches in every game last season, and has had five catches in each game this season. Morgan has a streak of 28 consecutive games with a reception, the fifth-longest streak in Husker history.

### MORGAN'S 2017 SCHOOL RANKINGS

CATEGORY	TOTAL	RANK
Receiving Yards	986	1st
100-Yard Receiving Games	5	1st
Receiving Touchdowns	10	3rd
Receptions	61	5th

### MORGAN ON NU'S CAREER CHARTS

CATEGORY	TOTAL	RANK	RECORD
100-Yard Games	5	4th	10
Receiving Yards	1,882	5th	2,689
TD Catches	16	5th	25
Receptions	129	7th	181

### MORGAN'S 2017 NATIONAL RANKS

CATEGORY	TOTAL	RANK
Receiving Yards Per Game	89.6	14th
Receiving Touchdowns	10	16th
Receiving Yards	986	31st
Receptions Per Game	5.5	38th

## NEBRASKA CAREER RECEPTIONS

RK	PLAYER, YEARS	RECEPTIONS
1.	Kenny Bell, 2011-14	181
2.	Jordan Westerkamp, 2013-16	167
3.	Nate Swift, 2005-08	166
4.	Johnny Rodgers, 1970-72	143
5.	Terrence Nunn, 2004-07	136
6.	Marlon Lucky, 2005-08	135
7.	<b>Stanley Morgan Jr., 2015-present</b>	<b>129</b>

## NEBRASKA CAREER RECEIVING YARDS

RK	PLAYER, YEARS	YARDS
1.	Kenny Bell, 2011-14	2,689
2.	Johnny Rodgers, 1970-72	2,479
3.	Nate Swift, 2005-08	2,476
4.	Jordan Westerkamp, 2013-16	2,474
5.	<b>Stanley Morgan Jr., 2015-pres.</b>	<b>1,882</b>

## MORGAN HOPES TO CONTINUE ROAD SUCCESS IN BIG HOUSE

Stanley Morgan Jr. put up impressive numbers in Nebraska's five road games last season, a trend he hopes to continue on Saturday at No. 19 Michigan.

- Morgan had 32 receptions for 533 yards and five touchdowns in 2017 road games. His average of 106.6 receiving yards per road game in 2017 ranked fifth nationally and was second among all Power Five players behind Texas Tech's Keke Coutee (117.1 ypg). Morgan also ranked 19th nationally a season ago with his average of 6.4 receptions per road game and his five road touchdown catches ranked 26th nationally in 2017.
- Morgan had three 100-yard receiving games on the road last season. He caught seven passes for 103 yards and two touchdowns at Oregon, had six catches for 112 yards and the game-winning score at Purdue and hauled in seven passes for 185 yards and a touchdown at No. 13 Penn State. Morgan also had eight catches for 96 yards and a touchdown at Illinois.
- Morgan's career highs in receptions (8 at Illinois), receiving yards (185 at Penn State) and receiving touchdowns (2 at Oregon) all came on the road last season.

## SPIELMAN SET TO BUILD ON FRESHMAN ALL-AMERICA SEASON

JD Spielman is in his sophomore season after earning freshman All-America accolades in 2017. Spielman emerged as one of the nation's most productive freshmen in 2017.

Spielman was named a freshman All-American by both USA Today and the Football Writers Association of America and was a third-team coaches' All-Big Ten pick. He also made the Big Ten Network's All-Freshman team as both a wide receiver and kickoff returner.

Spielman hauled in 55 receptions for 830 yards as a redshirt freshman in 2017, both of which were Nebraska freshman records. He also totaled 669 kickoff return yards to finish with 1,572 all-purpose yards, the most by a freshman in school history.

- Spielman enters the game at Michigan with 942 career receiving yards. He is 58 yards from becoming the 27th 1,000-yard receiver in school history. Entering his 14th career game, Spielman is poised to reach 1,000 yards faster than any player in NU history. Heisman winner Johnny Rodgers reached 1,000 yards in 16 games.

## 2018 OFFENSE GAME-BY-GAME

### RUSHING

GAME	ATT.	YDS.	TD	LONG
COLO	54	329	3	45
TROY	48	187	0	29
MICH				
PUR				
WIS				
NW				
MINN				
OSU				
ILL				
MSU				
IOWA				

### PASSING

GAME	PASSES	YDS.	TD	LONG	SACKS
COLO	19-29-1	236	1	57	2-12
TROY	19-27-2	177	2	33	3-23
MICH					
PUR					
WIS					
NW					
MINN					
OSU					
ILL					
MSU					
IOWA					

## 2018 DEFENSE GAME-BY-GAME

### RUSHING DEFENSE

GAME	ATT.	YDS.	TD	LONG
COLO	35	44	1	16
TROY	34	143	2	57
MICH				
PUR				
WIS				
NW				
MINN				
OSU				
ILL				
MSU				
IOWA				

### PASSING DEFENSE

GAME	PASSES	YDS.	TD	LONG	SACKS
COLO	33-50-0	351	3	40	7-43
TROY	14-21-1	110	0	39	3-19
MICH					
PUR					
WIS					
NW					
MINN					
OSU					
ILL					
MSU					
IOWA					

### SACKS/TFL

GAME	SACKS	YARDS	TFL	YARDS
COLO	7	43	14	59
TROY	3	19	7	26
MICH				
PUR				
WIS				
NW				
MINN				
OSU				
ILL				
MSU				
IOWA				

## NATIONAL RANKINGS

### ASSOCIATED PRESS (SEPT. 16)

RK.	TEAM (1ST)	RECORD	POINTS
1.	Alabama (58)	3-0	1521
2.	Georgia	3-0	1416
3.	Clemson (3)	3-0	1405
4.	Ohio State	3-0	1357
5.	Oklahoma	3-0	1283
6.	LSU	3-0	1241
7.	Stanford	3-0	1055
8.	Notre Dame	3-0	1034
9.	Auburn	2-1	958
10.	Penn State	3-0	947
	Washington	2-1	947
12.	West Virginia	2-0	841
13.	Virginia Tech	2-0	816
14.	Mississippi State	3-0	790
15.	Oklahoma State	3-0	587
16.	UCF	2-0	556
17.	TCU	2-1	502
18.	Wisconsin	2-1	486
19.	Michigan	2-1	448
20.	Oregon	3-0	399
21.	Miami	2-1	362
22.	Texas A&M	2-1	193
23.	Boston College	3-0	130
24.	Michigan State	1-1	86
25.	BYU	2-1	75

### USA TODAY COACHES (SEPT. 16)

RK.	TEAM (1ST)	RECORD	POINTS
1.	Alabama (60)	3-0	1572
2.	Clemson (2)	3-0	1477
3.	Georgia	3-0	1436
4.	Ohio State (1)	3-0	1405
5.	Oklahoma	3-0	1339
6.	LSU	3-0	1171
7.	Stanford	3-0	1116
8.	Notre Dame	3-0	1083
9.	Penn State	3-0	1070
10.	Virginia Tech	2-0	927
11.	Auburn	2-1	921
12.	Washington	2-1	909
13.	West Virginia	2-0	824
14.	Mississippi State	3-0	780
15.	Oklahoma State	3-0	672
16.	Wisconsin	2-1	626
17.	TUC	2-1	508
18.	UCF	2-0	500
19.	Oregon	3-0	384
20.	Miami	2-1	373
21.	Michigan	2-1	354
22.	Texas A&M	2-1	150
23.	Michigan State	1-1	141
24.	Boise State	2-1	114
25.	Boston College	3-0	109

## HUSKERS IN THE 2018 POLLS

DATE	AP	C	CFP	RESULT
Pre.	NR	NR		game cancelled
9-4	NR	NR		lost to Colorado, 33-28
9-9	NR	NR		lost to Troy, 24-19
9-16	NR	NR		

- Spielman has opened the season with nine receptions for 112 yards and two touchdowns through the first two games. He is averaging 111.0 all-purpose yards per game in 2018.

- His 57-yard touchdown catch against Colorado marked the sixth play of 40 yards or longer for Spielman. He has three kickoff returns of that length, two receptions and one rush.

- Spielman led all FBS freshmen in receiving yards (830) in 2017. Spielman also ranked second among all freshmen nationally in kickoff return yards (669) and catches per game (5.0), was third in all-purpose yards (1,572) and fifth with 55 total receptions.

- Among all FBS players, Spielman ranked 13th nationally in all-purpose yards and was one of only five players in the country to total 1,500 all-purpose yards in fewer than 90 attempts in 2017. He also led all FBS players in fourth-down receptions (7) and receiving yards (89) and ranked fifth in third-down receiving yards (350).

- Spielman led the Big Ten in kickoff return yards and kick return average and was third in all-purpose yards and receiving yards per game. He also led the league with 88.1 receiving yards per game in conference play and tied Wisconsin's Jonathan Taylor for second with an average of 157.8 all-purpose yards per game in league play.

- An explosive playmaker, Spielman posted Nebraska's longest return in 2017 (a 99-yard kickoff return vs. Arkansas State), the Huskers' longest rush (40 yards vs. Northwestern) and the team's second-longest reception (77 yards vs. No. 9 Ohio State).

- Spielman had 11 catches for a school-record 200 yards against No. 9 Ohio State. In addition to posting the only 200-yard receiving game in school history, Spielman's 11 catches were the most ever by a Husker freshman and ranked third overall in program history.

- In addition to setting freshman records for receptions, receiving yards and all-purpose yards, Spielman posted the sixth-most overall receiving yards in school history and the seventh-most receptions.

### 2017 FBS FRESHMAN LEADERS

#### RECEIVING YARDS PER GAME

RK	PLAYER, SCHOOL	RECEIVING YPG
1.	<b>JD Spielman, Nebraska</b>	<b>75.5</b>
2.	Justin Hall, Ball State	66.8
3.	McLane Mannix, Nevada	64.8

#### RECEIVING YARDS

RK	PLAYER, SCHOOL	YARDS
1.	<b>JD Spielman, Nebraska</b>	<b>830</b>
2.	Tyler Vaughns, USC	809
3.	Ceedee Lamb, Oklahoma	803

Note: Spielman played 11 games, while Vaughns & Lamb played 14 games

#### ALL-PURPOSE YARDS

RK	PLAYER, SCHOOL	ATT.	YDS
1.	Jonathan Taylor, Wisconsin	307	2,072
2.	AJ Dillon, Boston College	300	1,589
3.	<b>JD Spielman, Nebraska</b>	<b>92</b>	<b>1,572</b>

### FBS RETURNING LEADERS IN

#### ALL-PURPOSE YARDS PER GAME

RK	PLAYER, SCHOOL	POS.	YPG
1.	Bryce Love, Stanford	RB	165.5
2.	Marcus Green, La.-Monroe	WR	165.5
3.	Devin Singletary, FAU	RB	151.3
4.	Malcolm Perry, Navy	QB	150.3
5.	Diontae Johnson, Toledo	WR	148.0
	Jonathan Taylor, Wisconsin	RB	148.0
7.	<b>JD Spielman, Nebraska</b>	<b>WR</b>	<b>143.0</b>

### SPIELMAN SHINES AGAINST RANKED OPPONENTS

As a redshirt freshman last season, JD Spielman took his game to another level against the top competition. Nebraska faced three ranked opponents in 2017 - all in Big Ten play - and Spielman produced three of his top four receiving efforts in those matchups.

- Spielman caught 23 passes for 375 yards and one touchdown in three games against ranked opponents. He averaged 7.7 receptions per game and 125.0 receiving yards per game in those three contests.

- Spielman had six catches for 79 yards against No. 9 Wisconsin and then posted career highs of 11 receptions and 200 yards the next week against No. 9 Ohio State. In his final game of 2017, Spielman caught six passes for 96 yards at No. 13 Penn State.

- Spielman's 11 catches against No. 13 Ohio State last season were the most ever by a Nebraska freshman and ranked third overall in Husker history. His 200 receiving yards set a Nebraska record, and his 77-yard touchdown reception in the third quarter is the longest catch of Spielman's career.

### SPIELMAN RECEIVING COMPARISON

CATEGORY	REC/GM	YDS/GM	TD
vs. non-ranked	4.2	55.7	2
vs. ranked	7.7	125.0	1

### MARTINEZ EXCELS IN FIRST CAREER START AT NEBRASKA

True freshman Adrian Martinez made a memorable first start for Nebraska against Colorado. Martinez rushed 15 times for 117 yards and two touchdowns, including a 41-yard run in the first quarter. He completed 15-of-20 passes for 187 yards and one touchdown.

- Martinez became the first true freshman quarterback in Nebraska history to start a season opener. He was just the second freshman quarterback to start an opener, joining Taylor Martinez who started as a redshirt freshman in 2010.

- Martinez joined Tommie Frazier (1992) and Cody Green (2009) as the only true freshmen to start at quarterback in Husker history.

- The 117 rushing yards by Martinez were the most rushing yards by a Nebraska quarterback since Tommy Armstrong Jr. rushed for 132 yards at Northwestern in 2016. It marked the most rushing yards for a quarterback in a season opener since Taylor Martinez ran for 135 yards against Chattanooga in 2011.

- The 41-yard touchdown run by Martinez was the longest rush by a Husker quarterback since Armstrong had a 42-yard run against McNeese State in 2014.



- Martinez accounted for 302 yards of total offense, just the third 300-yard total offense game by a Nebraska freshman. It was also the first-ever 300-yard total offense game by a true freshman quarterback.
- Martinez missed the Troy game after losing the Colorado game with a knee injury.

## DEFENSE SHOWS PLAYMAKING ABILITY IN FIRST TWO GAMES

The Nebraska defense showed the ability to be one of the nation's most improved units in 2018. Despite a pair of losses, the progress by the Nebraska defense has been evident.

- Nebraska recorded seven sacks for 43 yards against Colorado. The seven sacks were the most for the Huskers since also recording seven at Michigan in 2013—a span of 56 games. The last time Nebraska had more than seven sacks was in the 2009 Big 12 title game against Texas, when the Huskers had nine sacks.
- Nebraska added three sacks against Troy and has 10 through two games. The last time Nebraska recorded at least 10 sacks in the first two games was in 2005 when NU had 16 sacks through two games.
- Nebraska is more than halfway to its 2017 team sack total. The Huskers finished last season with 14 sacks for 85 yards.
- Nebraska limited Colorado to 44 rushing yards, including just 12 first-half rushing yards. The 44 yards rushing are the fewest by a Nebraska opponent since Maryland rushed for 11 yards in 2016. Nebraska enters the Michigan game allowing 93.5 rushing yards per game to rank fourth in the Big Ten.

## YOUNG CLIMBING NU TACKLE LIST

Senior linebacker Dedrick Young II continues to climb NU's career tackles chart. He has 213 career tackles, leaving him just 43 tackles shy of the career top 10.

Young entered his senior season with 201 career tackles, nearly 70 more than any other Husker. That total marked the fourth-highest total ever for a Nebraska player entering his senior season.

- Young is the 35th Husker to record 200 career tackles and was just the fourth to reach the mark prior to his senior season.
- Young needs 63 to crack the top five on the career tackle list. Young has averaged 67 tackles per season over his first three years.
- This fall, Young will look to become the first player in school history to total at least 60 tackles all four seasons. He set a Nebraska true freshman record with 61 tackles in 2015, added 60 stops as a sophomore in 2016 and totaled 80 tackles as a junior in 2017.

## LINEBACKERS MAKE MARK EARLY IN 2018 SEASON

Young is the most experienced veteran among a seasoned group of Nebraska linebackers. In the first two games, Nebraska started Young, a fourth-year senior, in addition to fifth-year senior Luke Gifford and fourth-year juniors Mohamed Barry and Tyrin Ferguson.

- Each of the four linebackers made their presence known against Colorado. The group represented the top four tacklers in the game, all totaling at least nine tackles.
- As a group, the Huskers' four starting linebackers combined for 42 tackles, 2.5 sacks and seven tackles for loss against Colorado.
- Gifford made 11 tackles, 1.5 sacks and two tackles for loss. Barry led the team with 12 total tackles, while Young and Ferguson both had a pair of tackles for loss.
- In game two, inside linebacker Will Honas had a team-high eight tackles after coming off the bench in place of Barry.

## FOUR SENIORS SELECTED AS 2018 TEAM CAPTAINS

Four Husker seniors were elected by their teammates as captains for the 2018 season. On offense, the captains are OG Jerald Foster and WR Stanley Morgan Jr. Representing the defense are NT Mick Stoltenberg and LB Luke Gifford.

### 2018 NEBRASKA TEAM CAPTAINS

- Jerald Foster, Sr., OG, Lincoln, Neb.
- Stanley Morgan Jr., Sr., WR, New Orleans, La.
- Luke Gifford, Sr., LB, Lincoln, Neb.
- Mick Stoltenberg, Sr., NT, Gretna, Neb.

This marks the second straight season Nebraska has had three Nebraska natives as captains. Prior to last season Nebraska had not had three homegrown captains since 2001.

This marks the 13th straight season at least one native Nebraskan has been elected as a captain.

Foster and Gifford were teammates at Lincoln Southeast High School. This marks the first time high school teammates have served as captains in the same year since Jerry Tagge and Jim Anderson in 1971. Tagge and Anderson both went to high school at Green Bay West in Wisconsin. Foster and Gifford are the first pair on in-state high school teammates to serve as captains together.

Foster is serving as a captain for the second straight season, and becomes just the 11th two-time team captain in NU history. This marks the sixth straight season an offensive lineman has served as a captain.

## CLEAN SLATE AT QUARTERBACK

Nebraska's roster features four quarterbacks, none of whom had ever taken a snap for the Huskers before he 2018 season. Among the four quarterbacks, only a pair of transfers - sophomore Andrew Bunch (Scottsdale CC) and sophomore Noah Vedral (UCF) - had taken a snap at the collegiate level. Vedral is the only quarterback on the roster who has appeared in an FBS game, but he must sit out this fall due to NCAA transfer rules.

This year marks the first time since 1972 - Bob Devaney's final year - that the Huskers opened a season without a single quarterback who has ever taken a snap at Nebraska. In that 1972 season, Dave Humm emerged as the starter and threw for 2,259 yards, which at the time was both a Nebraska and Big Eight Conference record. Humm was a freshman on the Husker roster in 1971, but freshmen were ineligible at the time per NCAA rules.

## HUSKER HIGHLIGHTS

# 1

Nebraska football is the only team in any sport in NCAA history to boast 100 athletic All-Americans and 100 academic All-Americans.

# 3

Three Huskers have won the Heisman Trophy, all since 1972. Johnny Rodgers won in 1972, Mike Rozier in 1983 and Eric Crouch in 2001.

# 5

Nebraska ranks fourth in NCAA history with 893 all-time victories. The Huskers are one of only 10 teams with 800 all-time wins.

# 5

Nebraska has won five national titles: 1970, 1971, 1994, 1995 and 1997. The Huskers have won the second-most national titles of any school in the country since 1970.

# 9

Nebraska ranks ninth nationally with a total of 24 former players and coaches (18 players, six coaches) who have been enshrined in the College Football Hall of Fame.

# 25

Nebraska leads the nation with a former Husker on a Super Bowl roster for 25 consecutive years.

# 46

The Huskers have won 46 conference titles in program history, the most in NCAA history. This includes 33 perfect conference seasons and 27 unbeaten seasons.

# 53

Nebraska ranks third in NCAA history with 53 all-time bowl appearances. The Huskers are one of only five teams to appear in 50 bowl games.

# 56

Nebraska has had at least one player selected in each of the past 56 NFL Drafts. Only four schools have a longer NFL Draft streak.

# 108

Nebraska football has totaled 108 CoSIDA Academic All-Americans, the most of any team in any sport in NCAA history.

# 333

Across all sports, the University of Nebraska has totaled a nation-leading 333 CoSIDA Academic All-Americans, 75 more than any other school.

# 363

Memorial Stadium has been sold out for an NCAA-record 363 consecutive games dating back to Nov. 3, 1962.

## CHARTING THE HUSKERS

### ALL-TIME WINS

RK.	SCHOOL	WINS
1.	Michigan	945
2.	Ohio State	901
3.	Texas	900
4.	Alabama	894
5.	<b>NEBRASKA</b>	<b>893</b>

### CONFERENCE TITLES

RK.	SCHOOL	TITLES
1.	<b>NEBRASKA</b>	<b>46</b>
	Oklahoma	46
3.	Michigan	42

### AP NATIONAL TITLES

RK.	SCHOOL	TITLES
1.	Alabama	11
2.	Notre Dame	8
3.	Oklahoma	7
4.	Miami	5
	Ohio State	5
	USC	5
7.	<b>NEBRASKA</b>	<b>4</b>

### COACHES POLL NATIONAL TITLES

RK.	SCHOOL	TITLES
1.	Alabama	10
2.	Oklahoma	6
3.	USC	5
4.	<b>NEBRASKA</b>	<b>4</b>

### NATIONAL TITLES SINCE 1970

RK.	SCHOOL	TITLES
1.	Alabama	11
2.	<b>NEBRASKA</b>	<b>5</b>
	Miami	5

### ALL-TIME BOWL APPEARANCES

RK.	SCHOOL	BOWLS
1.	Alabama	63
2.	Texas	54
3.	<b>NEBRASKA</b>	<b>53</b>

### HEISMAN TROPHY WINNERS

RK.	SCHOOL	WINNERS
1.	Notre Dame	7
	Ohio State	7
3.	Oklahoma	6
	USC	6
5.	<b>NEBRASKA</b>	<b>3</b>

### NFL DRAFT PICKS

RK.	SCHOOL	PICKS
1.	USC	506
2.	Notre Dame	499
3.	Ohio State	444
4.	Oklahoma	385
5.	Michigan	364
6.	<b>NEBRASKA</b>	<b>359</b>

- True freshman starter Adrian Martinez missed all of his senior season in 2017 due to injury. Before the Sept. 8 opener with Colorado, he last played in a game on Nov. 25, 2016, for Clovis High School in the semifinals of the Central Section CIF Division I Championships.

- For the third time in four seasons, Scott Frost's offense is being run by a quarterback who had never taken a snap at the FBS level prior to the start of the season. That group includes Adrian Martinez and Andrew Bunch this season, true freshman McKenzie Milton at UCF in 2016 and FCS transfer Vernon Adams Jr. at Oregon in 2015.

- Frost has been an offensive play-caller for three quarterbacks in his career, and each of those quarterbacks have been among the most efficient passers in NCAA history. Heisman Trophy winner Marcus Mariota led the nation in pass efficiency in 2015 with the 11th-best mark in NCAA history. The next year, first-year starter Vernon Adams led the nation in pass efficiency with the 16th-best mark in NCAA history. McKenzie Milton emerged as the starter in the third game of his true freshman season at UCF in 2016 and in his first year as the full-time starter, Milton ranked second nationally in pass efficiency in 2017 with the No. 16 mark in NCAA history.

- Quarterbacks coach Mario Verduzco has guided four quarterbacks to conference newcomer-of-the-year accolades in the past 17 seasons.

### FROST IN FIRST SEASON

Scott Frost is in his first season as Nebraska's head coach in 2018. Frost is in his third season overall as a head coach, and owns a 19-9 career record as a head coach.

- Frost was the consensus 2017 national coach of the year after leading UCF to a 13-0 season. UCF was the only FBS unbeaten team in 2017.

- In Orlando, Frost led the greatest two-year turnaround in college football history. He inherited an 0-12 team and led the Knights to a bowl game in his first season in 2016. That set the stage for Frost to become the first coach in FBS history to turn a winless team into an undefeated team in just two years.

- Frost brought all nine of his UCF assistant coaches with him to Lincoln. Barrett Ruud also followed Frost to Lincoln after serving as a quality control administrator with the Knights. Ruud was promoted to inside linebackers coach in January, when the NCAA permitted schools to add a 10th assistant coach.

- Before becoming UCF's head coach in 2016, Frost spent seven seasons at Oregon (2009-15) and two years at Northern Iowa (2007-08). Included in those stops were stints as the Ducks' offensive coordinator from 2013 to 2015 and as the Panthers' defensive coordinator in 2008.

- Frost has been a proven winner in his coaching career. In 12 seasons as a full-time assistant or head coach, Frost's teams have posted a 122-27 record, averaging more than 11 wins per season. Frost has been a part of seven conference championship teams in his 11 seasons and has twice coached in the national championship game.

- Frost's teams have been ranked in the top 15 in 10 of his 11 seasons, including eight top-10 final rankings and six top-five final rankings.

- A Nebraska native, Frost is the fifth Husker player to return to Nebraska as head coach. His staff also features former Husker players Greg Austin (2003-06), Ryan Held (1993-96) and Barrett Ruud (2001-04).

### FORMER HUSKERS WHO RETURNED TO BE NEBRASKA'S HEAD COACH

NAME	PLAYED	COACHED
Glenn Presnell	1925-27	1942
A.J. Lewandowski	1928-29	1943-44
Bernie Masterson	1931-33	1946-48
Frank Solich	1963-65	1998-2003
<b>Scott Frost</b>	<b>1996-97</b>	<b>2018</b>

### FIRST-YEAR RECORD OF RECENT HUSKER HEAD COACHES

NAME	FIRST YEAR	RECORD
Mike Riley	2015	6-7
Bo Pelini	2008	9-4
Bill Callahan	2004	5-6
Frank Solich	1998	9-4
Tom Osborne	1973	9-2-1
Bob Devaney	1962	9-2

### COACHING AT THEIR ALMA MATER

COACH	SCHOOL
John Bonamego	Central Michigan
Troy Calhoun	Air Force
Paul Chryst	Wisconsin
Pat Fitzgerald	Northwestern
<b>Scott Frost</b>	<b>Nebraska</b>
Mike Gundy	Oklahoma State
Jim Harbaugh	Michigan
Bryan Harsin	Boise State
Kliff Kingsbury	Texas Tech
Tim Lester	Western Michigan
Matt Luke	Ole Miss
Mike Neu	Ball State
Barry Odom	Missouri
Mark Richt	Miami
Nick Rolovich	Hawaii
Scott Satterfield	Appalachian State
David Shaw	Stanford
Kalani Sitake	BYU
Kirby Smart	Georgia
Jonathan Smith	Oregon State
Jeff Tedford	Fresno State
Matt Wells	Utah State

363

Consecutive Sellouts

108

Academic All-Americans

50

9-Win Seasons

46

Conference Titles

## NEBRASKA FOOTBALL NCAA RECORDS



## FROST HAS PLAYED FOR & COACHED WITH THE BEST

Throughout both his playing and coaching career, Scott Frost has had the opportunity to learn from some of the game's best coaches.

- Frost played for three Hall of Fame coaches in his career, and he has coached with Chip Kelly, who has been both the college football coach of the year and the NFL coach of the year.

## NATIONAL COACHES OF THE YEAR FROST HAS PLAYED FOR OR COACHED WITH

- Bill Belichick, New York Jets
- Chip Kelly, Oregon Ducks
- Bill Parcells, New York Jets
- Tom Osborne, Nebraska Cornhuskers
- Mike Tomlin, Tampa Bay Buccaneers
- Bill Walsh, Stanford Cardinal

## STAFF HAS FAMILIAR, FRESH FACES

All 11 members of Nebraska's coaching staff are in their first season with the Huskers. None of the 11 had ever been a full-time coach at Nebraska before, but the staff still has plenty of Husker ties.

Head Coach Scott Frost played for Nebraska from 1995 to 1997 and served as a graduate assistant coach during the Huskers' preparations for the 2002 Independence Bowl. Running backs coach Ryan Held also played for Nebraska (1993-96) and was an undergraduate coach on Nebraska's 1997 national championship team. Barrett Ruud (2001-04) and Greg Austin (2003-06) are also former Huskers, although neither had ever coached at Nebraska prior to this season.

The fresh faces on staff are seven assistants who are Nebraska newcomers: defensive coordinator Erik Chinander, offensive coordinator Troy Walters, special teams coordinator and outside linebackers coach Jovan Dewitt, tight ends coach Sean Beckton, defensive line coach Mike Dawson, defensive backs coach Travis Fisher and quarterbacks coach Mario Verduzco.

Although all 11 members of the staff will be coaching in the Big Ten for the first time this fall, the staff boasts plenty of big-time experience. The staff owns a collective 25 years of coaching experience at nine different Power Five programs. Austin, Chinander and Dawson also spent a combined five seasons coaching in the National Football League.

## FORMER HUSKERS ON 2018 STAFF

- Scott Frost, Head Coach (1995-97)
- Greg Austin, Assistant Coach (2003-06)
- Ryan Held, Assistant Coach (1993-96)
- Barrett Ruud, Assistant Coach (2001-04)

## STAFF FEATURES TOP COACHES

Nebraska Head Coach Scott Frost, the 2017 conference, regional and national coach of the year, brought a top-notch staff with him from Orlando to Lincoln as each of his assistant coaches and his head strength coach followed Frost to Nebraska.

- Frost was the consensus choice for the 2017 national coach of the year, after he led UCF to a 13-0 record as the nation's only undefeated team. Frost was named the 2017 national coach of the year by eight different organizations.
- Frost, Alabama's Nick Saban and Wisconsin's Paul Chryst are the only coaches to be a semifinalist for the George Munger Coach-of-the-Year Award in both 2016 and 2017.
- Defensive coordinator Erik Chinander was one of 40 nominees for the 2016 Broyles Award, when he helped UCF rank in the top 10 nationally in four defensive categories.
- Offensive coordinator Troy Walters was one of five finalists for the 2017 Broyles Award after helping UCF lead the nation in scoring and rank fifth in total offense.
- Zach Duval was named the 2017 National Strength & Conditioning Coach of the Year.

## STAFF AIMS FOR ANOTHER OFFENSIVE TURNAROUND

Nebraska aims for an improved offense in Scott Frost's first season, after Frost and his staff orchestrated the greatest two-year offensive turnaround in NCAA history at Central Florida.

- The game one results at Nebraska shows things are pointed in the right direction. Nebraska rolled up 565 total yards, the best by a Husker team in 35 games.
- In two seasons in Orlando, Frost and his offensive staff helped UCF improve by an average of more than 27 points per game and by more than 270 yards of total offense per game.
- The staff inherited a UCF offense that ranked 125th nationally in scoring and 127th in total offense in 2015. Two years later, the Knights led the nation in scoring and ranked fifth in total offense.
- In 2017, Nebraska ranked 84th nationally in scoring while UCF led the nation. The Knights' averaged more than 48 points per game, while the Huskers' season high was 44 at Penn State.
- Nebraska ranked 87th nationally in total offense in 2017, while UCF was fifth. The Knights averaged 530.5 yards per game, while the Huskers' high mark of the season was 471 yards at Purdue, a mark NU eclipsed in week one.

## UCF'S OFFENSIVE IMPROVEMENT

YEAR	PPG	RANK	YPG	RANK
2015*	13.9	125th	268.4	127th
2017	48.2	1st	530.5	5th
<b>TOTAL</b>	<b>+34.3</b>	<b>+124</b>	<b>+262.1</b>	<b>+122</b>

\*inherited offense

- Frost has a history of producing top offenses. In nine seasons as an offensive assistant, offensive coordinator or play-calling head coach, Frost has been a part of eight units that ranked in the top 10 nationally in scoring and seven that ranked in the top 10 in total offense.

## CHARTING THE HUSKERS

### CONSECUTIVE HOME SELLOUTS

RK.	SCHOOL	SELLOUTS
1.	NEBRASKA	363
2.	Notre Dame	265

### WINS THE LAST 50 SEASONS

RK.	SCHOOL	WINS
1.	NEBRASKA	468
2.	Oklahoma	458
3.	Ohio State	456

### WINS THE LAST 40 SEASONS

RK.	SCHOOL	WINS
1.	NEBRASKA	371
2.	Ohio State	368
3.	Florida State	367

### WINS THE LAST 30 SEASONS

RK.	SCHOOL	WINS
1.	Ohio State	283
2.	Florida State	278
3.	Florida	271
4.	NEBRASKA	268

### 9-WIN SEASONS

RK.	SCHOOL	SEASONS
1.	NEBRASKA	50
2.	Alabama	48
3.	Oklahoma	45

### 10-WIN SEASONS

RK.	SCHOOL	SEASONS
1.	Oklahoma	38
2.	Alabama	37
3.	Michigan	28
4.	NEBRASKA	27

### WEEKS RANKED IN AP POLL

RK.	SCHOOL	WEEKS
1.	Ohio State	889
2.	Michigan	836
3.	Oklahoma	817
4.	Notre Dame	786
5.	Alabama	778
6.	USC	767
7.	NEBRASKA	728

### WEEKS RANKED NO. 1 IN AP POLL

RK.	SCHOOL	WEEKS
1.	Alabama	107
2.	Ohio State	105
3.	Oklahoma	101
4.	Notre Dame	98
5.	USC	91
6.	Florida State	72
7.	NEBRASKA	70

### WEEKS IN THE AP POLL TOP 10

RK.	SCHOOL	WEEKS
1.	Ohio State	611
2.	Oklahoma	576
3.	Alabama	538
4.	Notre Dame	536
5.	NEBRASKA	518

3rd

Bowl Games

4th

Coaches Poll National Titles

5th

All-Time Victories

7th

AP Poll National Titles

NEBRASKA FOOTBALL IN NCAA HISTORY

## HOME OF THE HUSKERS



Memorial Stadium's history dates back more than 90 years. In the fall of 1922, a drive for \$430,000 in stadium construction funds was undertaken by faculty, students, alumni and friends of the University.

The stadium was named Memorial Stadium to honor all Nebraskans who served in the Civil and Spanish-American Wars; the 751 Nebraskans who died in World War I; the 3,839 in World War II; the 225 in Korea; the 422 in Vietnam; and those in Iraq.

Construction was completed in a few more than 90 working days and Memorial Stadium was dedicated on Oct. 20, 1923, at the Homecoming game in which Nebraska was held to a scoreless tie by Kansas.

The field at Memorial Stadium was named Tom Osborne Field - after the Huskers' legendary Hall-of-Fame coach - in 1998, one year after Osborne's retirement following 25 years and 255 victories as head coach.

## TOP 10 HOME CROWDS

RK.	DATE	OPPONENT	ATT.
1.	Sept. 20, 2014	Miami	91,585
2.	Sept. 14, 2013	UCLA	91,471
3.	Aug. 30, 2014	Fla. Atlantic	91,441
4.	Nov. 29, 2013	Iowa	91,260
5.	Sept. 27, 2014	Illinois	91,225
6.	Nov. 22, 2014	Minnesota	91,186
7.	Aug. 31, 2013	Wyoming	91,185
8.	Nov. 2, 2013	Northwestern	91,140
9.	Nov. 1, 2014	Purdue	91,107
10.	Oct. 25, 2014	Rutgers	91,088

## TOP 5 SEASON ATTENDANCE

RK.	YEAR	GAMES	TOTAL	AVG.
1.	2014	7	638,744	91,249
2.	2013	8	727,466	90,933
3.	2016	7	631,402	90,200
4.	2015	7	629,986	89,998
5.	2017	7	628,583	89,798

## LONGEST HOME WIN STREAKS

RK.	BEGAN	ENDED	WINS
1.	Oct. 19, 1991	Oct. 31, 1998	47
2.	Sept. 28, 1901	Oct. 20, 1906	33
3.	Nov. 27, 1998	Nov. 2, 2002	26
4.	Sept. 27, 1969	Nov. 23, 1972	23
5.	Oct. 3, 1981	Nov. 17, 1984	21

Note: All streaks at Memorial Stadium, except for the 33-game home winning streak from 1901 to 1906.

## NATIONAL RANKINGS IN FROST'S 9 SEASONS AS AN OFFENSIVE COACH

YEAR	SCHOOL	TOTAL	SCORING
2009	Oregon	33rd	8th
2010	Oregon	1st	1st
2011	Oregon	4th	3rd
2012	Oregon	5th	2nd
2013*	Oregon	2nd	4th
2014*	Oregon	3rd	4th
2015*	Oregon	5th	5th
2016*	UCF	113th	66th
2017*	UCF	5th	1st

\*offensive play-caller

## STAFF ALSO SEEKS ANOTHER DEFENSIVE TURNAROUND

Nebraska's defense struggled in 2017, but hope that the Blackshirts can show dramatic improvement lies in the immediate turnaround Erik Chinander and his fellow defensive assistants orchestrated at UCF in 2016.

- Nebraska has 10 sacks through two games, approaching Nebraska's 2017 season total of 14. The Huskers held Colorado to 44 rushing yards in the season opener, bettering the season opponent low of 2017.
- Chinander and his defensive staff inherited a UCF defense that ranked 113th in total defense in 2015 and 117th in scoring offense. The staff inherited a unit that had allowed 464.1 yards per game and 37.7 points per game.

Those totals are similar to what Chinander and company inherited at Nebraska, as the Huskers ranked 100th in total defense (463.2 ypg) and 115th in scoring defense (36.4 ppg).

- In his first season at UCF, Chinander earned a nomination for the prestigious Broyles Award - presented annually to the nation's top assistant coach - after helping the Knights allow nearly two fewer touchdowns per game and 94 fewer yards per game.

## UCF'S DEFENSIVE IMPROVEMENT

YEAR	PPG	RANK	YPG	RANK
2015*	37.7	117th	464.1	113th
2016	24.6	42nd	370.3	39th
<b>TOTAL</b>	<b>-13.1</b>	<b>+75</b>	<b>-93.8</b>	<b>+74</b>

\*inherited defense

## HUSKERS SEEK MORE TURNOVERS

Nebraska's defensive staff was known for producing takeaways the past two seasons at UCF. Nebraska hopes increased takeaways can help the Huskers win the turnover battle that has proven key to success the past decade.

- UCF forced 58 takeaways the past two seasons, a total that ranked third nationally. The Knights ranked in the top 20 nationally in takeaways in each of the staff's two seasons in Orlando, while the Huskers last ranked in the top 20 nationally in takeaways in 2003.

Nebraska was 115th nationally in takeaways in 2017, forcing just 12 turnovers. By comparison, UCF was second nationally with 32 takeaways.

- Led by the takeaways, UCF finished with a positive turnover margin in both 2016 and 2017. In contrast, Nebraska has posted a positive turnover margin just twice in the past nine seasons, winning nine games in each of those years.

- Nebraska has won 20 of its last 21 games when winning the turnover battle. The Huskers were -3 in the season opener with Colorado in a five-point loss, and -1 against Troy, also losing by five points.

## RUSHING BATTLE OFTEN HOLDS THE KEY TO SUCCESS

The ability to win the running game battle has long been key to victory for the Huskers. Nebraska has made the run game a focus in 2018, and had the advantage on the ground in each of the first two games. Nebraska out-gained Colorado, 329-44, in rushing yards and had a 187-143 edge against Troy. The losses in those games while controlling the run game is a rarity.

- Before the Colorado loss, Nebraska had won 15 consecutive games when holding an advantage in rushing yards.
- Scott Frost is 11-3 in his coaching career when his team out-rushes the opponent. The lone loss before this season was a 2016 setback at Michigan.
- Nebraska has won 28 of its last 30 games when holding the opponent to fewer than 100 yards rushing, dating back to 2009.
- Frost and staff are 6-2 over the past three seasons when holding the opponent to under 100 rushing yards.

## FIRST-TIME STARTERS/FRESHMEN

Nebraska had six players make their first Nebraska career starts in the opener against Colorado, including three on offense, two on defense and one specialist. Andrew Bunch was Nebraska's starter at quarterback against Troy, giving Nebraska a seventh first-time starter in 2018.

## FIRST-TIME NEBRASKA STARTERS

- Adrian Martinez, Freshman, QB (1 game)
- Greg Bell, Junior, RB (2 games)
- Mike Williams, Junior, WR (1 game)
- Tyrin Ferguson, Junior, LB (2 games)
- Tre Neal, Senior (Grad), S (2 games)
- Barret Pickering, Freshman, PK (2 games)
- Andrew Bunch, Sophomore, QB (1 game)

Martinez and Pickering are two of seven true freshmen to see action in 2018. Other rookies to see the field are running back Maurice Washington, linebacker Caleb Tannor, cornerback Cam Taylor, receiver Andre Hunt and tight end Cameron Jurgens.

## YOUTH DOMINATES NU ROSTER

Nebraska's 140-player roster features 55 newcomers who were not on last year's roster, including 40 true freshmen and 12 transfers (6 junior college transfers, 4 FBS transfers and 2 FCS transfers) and three new walk-ons.

- More than two-thirds of the squad is comprised of underclassmen, as 94 of the Huskers' 140 players are either freshmen or sophomores.
- Of the 25 players on the offensive depth chart, 16 are underclassmen and seven are newcomers.
- Of the 27 players on the defensive depth chart, 11 are underclassmen and six are newcomers.

## UNDERCLASSMEN BY POSITION GROUP

POSITION	FR. & SO.	TOTAL	PCT.
Tight End	8	8	100%
Quarterback	4	4	100%
Wide Receiver	15	20	75%
Offensive Line	13	19	68%
Linebacker	15	22	68%
Defensive Back	17	25	68%
Defensive Line	10	19	53%
Running Back	5	12	42%

## WALK-ONS EARN SCHOLARSHIPS

Nebraska Head Coach Scott Frost placed three former walk-ons on scholarship for 2018.

## 2018 WALK-ONS EARNING SCHOLARSHIPS

- Wyatt Mazour, Jr., RB
- Bryan Reimers, Sr., WR
- Jacob Weinmaster, Jr., ILB

## FREEDOM RECOGNIZED FOR GOOD WORKS

Nebraska senior defensive end Freedom Akinmoladun was recognized for his work in the community on Sept. 13, as he was named to the 2018 Allstate AFCA Good Works Team®.

Akinmoladun was one of the 11 football student-athletes from the FBS ranks. A total of 22 players were selected from the FBS, FCS, Division II, Division III and NAIA ranks from 169 nominees. Akinmoladun is the 15th Husker football player to receive the honor since it was first presented more than 25 years ago. Prior to this year, C.J. Zimmerer in 2013 was the last Husker to earn this achievement.

One of the most active student-athletes at Nebraska, Akinmoladun has earned recognition on the Brook Berringer and Tom Osborne Citizenship Teams in 2015, 2016, 2017 and 2018 for his outreach work, while also earning Nebraska Student-Athlete HERO Leadership Awards in 2015 and 2016. Akinmoladun spent a week in May of 2018 in Panama as part of Nebraska's No Filter Outreach trip, and has also volunteered his time with Uplifting Athletes, School is Cool, NFL Fuel Up to Play 60, Husker Heroes, Husker Hotline, and local school, and hospital outreach visits.

On the field, Akinmoladun is a three-year starter on the Husker defensive line. The 2018 Allstate AFCA Good Works Team® will be invited to New Orleans to participate in a special community service project ahead of the 2019 Allstate® Sugar Bowl®, where the entire team will also be recognized on the field during a halftime presentation.

## HUSKERS FACE TOUGH 2018 SLATE

Nebraska will face one of the nation's toughest schedules in 2018. The Huskers' opponents combined for a 91-51 record in 2017.

- NU plays five games against opponents who won at least 10 games in 2017, the second-highest total nationally.
- The Huskers play eight games against teams that made a bowl game in 2017, the second-highest total nationally.
- Nebraska plays a nation-leading seven games against teams that won a bowl game in 2017.
- The Huskers will play four games against teams in the top 14 of the 2018 AP preseason poll, with three of those four games on the road.

- NU's five road opponents won at least eight games in 2017 and combined for a 51-16 record.

## MOST GAMES VS. 2017 10-WIN TEAMS

TEAM	GAMES
Michigan	6
<b>Nebraska</b>	<b>5</b>
Rutgers	5

## MOST GAMES VS. 2017 BOWL WINNERS

TEAM	GAMES
<b>Nebraska</b>	<b>7</b>
Minnesota	7
Oklahoma	7

## NFL STARS HIGHLIGHT 2018 NEBRASKA FOOTBALL HALL OF FAME CLASS

Six players were inducted into the Nebraska Football Hall of Fame on Sept. 14 and honored before the Troy game on Sept. 15. The group is headlined by Long-time NFL standouts Mike Rucker, Kyle Larson and Danny Woodhead.

## 2018 NEBRASKA FOOTBALL HALL OF FAME INDUCTEES

- Mike Rucker, Defensive End, Nebraska, 1995-98
- Kyle Larson, Punter, Nebraska, 2001-03
- Bob Sledge, Offensive Line, Nebraska, 1986-88
- Dan Schmidt, Offensive Line, Nebraska, 1974-76
- Danny Woodhead, Running Back, Chadron State, 2004-07
- Casey Beran, Defensive End, Chadron State, 1996-99

## SEVEN INDUCTED INTO NEBRASKA ATHLETICS HALL

Hall of Fame head coaches Bob Devaney and Tom Osborne headlined the fourth class of the Nebraska Athletics Hall of Fame, inducted on Sept. 7.

## 2018 NEBRASKA ATHLETICS HALL OF FAME INDUCTEES

- Darin Erstad, BSB/FB (1993-95/1994)
- Peaches James, SB (2001-04)
- Sarah Pavan, VB (2004-07)
- Mike Rozier, FB (1981-83)
- Tom Schlesinger, MGYM (1985-88)
- Bob Devaney, Head Coach (1962-72), Athletic Director (1967-92)
- Tom Osborne, Head Coach (1973-97), Athletic Director (2007-12)

Devaney and Osborne were the first coaches enshrined in the Nebraska Athletic Hall of Fame. Devaney guided Nebraska to a 101-20-2 record over 11 seasons from 1962 to 1972 and won eight Big Eight titles and the first two national championships – in any sport – in school history (1970 and 1971). Osborne served on Devaney's staff each year before taking over as head coach. He won 14 conference titles and three national championships in his 25 seasons (1973-97), guiding Nebraska to a 255-49-3 record. Devaney and Osborne were just the third coaching duo to post back-to-back 100-win careers at the same institution and the first to do so in 22 years after Osborne recorded his 100th victory in 1983.

The 1983 Heisman Trophy winner, Rozier was the other football honoree. He was the second player in NCAA history to rush for 2,000 yards in a season when he ran for 2,148 yards in 1983 en route to winning the Heisman Trophy.

## NEBRASKA UNDER FROST

Overall .....	0-2
vs. AP Ranked Teams .....	0-0
vs. AP Top 10 Teams .....	0-0
vs. Unranked Teams .....	0-2
vs. Big Ten Teams .....	0-0
Home .....	0-2
Road .....	0-0
Neutral .....	0-0
In August .....	0-0
In September .....	0-2
In October .....	0-0
In November .....	0-0
In December .....	0-0
In January .....	0-0
When Rushing for 200 or more yards .....	0-1
When Rushing for 300 or more yards .....	0-1
When Passing for 200 or more yards .....	0-1
When Passing for 300 or more yards .....	0-0
When NU player rushes for 100 yards .....	0-1
When NU has two 100-yard rushers .....	0-1
When NU player has 100 yards receiving .....	0-0
When Opponent has 100 Yd. Rusher .....	0-0
When Scoring 35 or More Points .....	0-0
When Holding Opponent to 10 Pts. or less .....	0-0
When forcing three or more turnovers .....	0-0
When winning turnover margin .....	0-0
When Nebraska scores first .....	0-0
When Nebraska leads at halftime .....	0-1
When Nebraska trails at halftime .....	0-1
When Nebraska is tied at halftime .....	0-0
Games decided by 11 points or more .....	0-0
Games decided by 10 or less .....	0-2
Games decided by 7 or less .....	0-2
Games decided by 3 or less .....	0-0
Overtime games .....	0-0





Nebraska has a long-standing tradition of being one of the leading programs in putting players into the National Football League.

Twenty-five Huskers are currently on NFL rosters, including 18 on active 53-man rosters, with another four players on NFL practice squads and three players on injured reserve.

The group is led by four-time All-Pro and five-time Pro Bowl selection Ndamukong Suh who is in his first season with the Los Angeles Rams. Linebacker Lavonte David is a captain of the Tampa Bay Buccaneers and has more than 750 tackles in six NFL seasons. David is a three-time All-Pro.

- Nebraska has had more than 400 players see action in the National Football League.
- At least one Husker has been selected in 56 consecutive NFL Drafts, the fifth-longest streak in NFL history.
- Two or more Huskers were taken in every NFL Draft from 1963 to 2016, the longest such streak in Draft history.
- A former Husker has appeared on a Super Bowl roster for 25 consecutive years, the longest streak in the nation.
- Since 1997, Nebraska ranks second in the Big Ten Conference with 90 NFL draftees.

*Chris Jones, Arizona Cardinals, PS*  
*Sam Koch, Baltimore Ravens*  
*Alex Lewis, Baltimore Ravens*  
*Stanley Jean-Baptiste, Baltimore Ravens, IR*  
*Prince Amukamara, Chicago Bears*  
*Cethan Carter, Cincinnati Bengals, IR*  
*Maliek Collins, Dallas Cowboys*  
*Randy Gregory, Dallas Cowboys*  
*Brett Maher, Dallas Cowboys*  
*Andy Janovich, Denver Broncos, Team Captain*  
*Ameer Abdullah, Detroit Lions*  
*Matt Slauson, Indianapolis Colts*  
*Niles Paul, Jacksonville Jaguars*  
*Tanner Lee, Jacksonville Jaguars, PS*  
*Ndamukong Suh, Los Angeles Rams*  
*Rex Burkhead, New England Patriots*  
*Vincent Valentine, New England Patriots, PS*  
*Nick Gates, New York Giants, IR*  
*Quincy Enunwa, New York Jets*  
*Spencer Long, New York Jets*  
*Brent Qvale, New York Jets*  
*Nathan Gerry, Philadelphia Eagles*  
*Lavonte David, Tampa Bay Buccaneers*  
*Will Compton, Tennessee Titans*  
*Joshua Kalu, Tennessee Titans, PS*

**NU AMONG ATTENDANCE LEADERS**

Nebraska averaged 89,798 fans for seven home games in 2017 to rank 10th nationally in average attendance. Nebraska has ranked in the top 11 nationally in attendance each of the past five seasons. The Huskers ranked 10th in 2016 (90,200), 11th in 2015 (89,998); 10th in 2014 (91,249, a school record) and ninth in 2013 (90,933).

- The Huskers have ranked in the top 15 nationally in attendance every season since 2006 and in the top 20 every year since at least 2000.

**NCAA-RECORD SELLOUT STREAK CONTINUES**

One of the most remarkable streaks in college sports continued in 2017. Nebraska has sold out every game at Memorial Stadium since Nov. 3, 1962, an NCAA-record streak of 363 consecutive sellouts, 98 more than second-place Notre Dame. NU is 305-58 (.840) during the streak and overall attendance during the streak is more than 27 million fans.

**LONGEST SELLOUT STREAKS IN NCAA HISTORY**

RK.	SCHOOL	TOTAL
1.	Nebraska	363
2.	Notre Dame	265

**HUSKERS OWN IMPRESSIVE HOME-FIELD ADVANTAGE**

Nebraska has rewarded the loyalty of its fans with great success at Memorial Stadium.

- Nebraska has won at least six home games in 24 of the past 31 seasons. NU is 171-35 (.830) at home since 1989.
- The Huskers were 7-0 at home in 2016, marking the Huskers' first perfect home season since 2012, and just the second since 2001.
- NU is 18-11 in Big Ten home games since joining the league in 2011.
- Since 1970, Nebraska has had three home winning streaks of 20 or more games and has posted 41 unbeaten and untied home seasons.
- The Huskers are 540-154-20 all-time in Lincoln (.770, 714 games, 129 years), and 415-131-13 (.754, 559 games, 95 years) in Memorial Stadium (since 1923).

**NEBRASKA AMONG TOP ALL-TIME PROGRAMS**

Nebraska is in its 129th season and boasts an 893-382-40 all-time record in 1,315 games (.694). Nebraska is one of 10 programs with 800 all-time victories, ranking fifth with 893 wins.

- Nebraska will look to join the 900-win club this fall. Entering the 2018 season, Michigan (945) was the only program with 900 wins. Ohio State (901) and Texas (900) have joined the group in 2018.
- Since 1970, Nebraska owns a 459-140-5 record, for a .764 winning percentage in 604 games.
- Nebraska is the nation's wins leader over the last 40 and 50 years.
- Nebraska has 24 10-win seasons since 1970. Overall, the Huskers have won at least 10 games in a season 27 times, including 12 seasons

with 11 or more wins, seven seasons with 12 or more wins and three 13-win seasons (1971, 1994, 1997).

- NU posted its nation-leading 50th all-time nine-win season in 2016. Forty-two of those nine-win seasons have come since 1970 and 48 since 1962, 15 more than any other school.
- NU was the first team in NCAA history to win 100 games in consecutive decades, leading the nation with 103 wins in the 1980s and ranking second with 108 wins in the 1990s.

**HUSKERS RANK 4TH & 7TH ALL-TIME IN NATIONAL TITLES**

Nebraska has won a total of five national titles in 1970, 1971, 1994, 1995 and 1997. In 1971, 1995 and 1997, the Huskers were crowned national champions in both the Associated Press and coaches' polls. In 1970, Nebraska was awarded the AP national title, but was No. 3 in the coaches poll behind No. 1 Texas and No. 2 Ohio State, both of whom lost their bowl games (the coaches' poll was voted on before bowl games). In 1997, undefeated Nebraska was voted No. 1 in the coaches' poll, while undefeated Michigan was No. 1 in the AP poll.

- In the coaches' poll (since 1950), Nebraska is tied with Miami and Texas for fourth with four national titles, behind Alabama (10), Oklahoma (6) and USC (5).
- In the AP poll (since 1936), Nebraska is tied with Minnesota for seventh with four national titles, trailing Alabama (11), Notre Dame (8), Oklahoma (7), Miami (5), Ohio State (5) and USC (5).

**NU LEADS IN CONFERENCE CROWNS**

Nebraska has won a nation-leading 46 football conference championships in school history. The Huskers won 13 conference titles under Tom Osborne and eight under Bob Devaney.

- The Huskers have won titles in five different conferences, including: the Western Inter-State University Foot Ball Association (3 titles); the Missouri Valley (12 titles); the Big 6 (9 titles); the Big Eight (20 titles); and the Big 12 (2 titles).
- Nebraska's 46 conference titles are tied with Oklahoma for the most in NCAA history. Nebraska, Oklahoma and Michigan (42) are the only programs in NCAA history to win at least 40 conference championships.

**NEBRASKA ALSO EXCELS IN THE CLASSROOM**

Nebraska's rich tradition is not limited to the field, as the Huskers have been outstanding in the classroom as well.

- Nebraska owns the NCAA record with 333 CoSIDA Academic All-Americans across all sports.
- Nebraska football has produced 108 academic All-Americans, the most of any single team in NCAA history.
- Nebraska also owns the NCAA record with 17 Top 10 Award Winners, which is considered the "Heisman Trophy" of academics.
- Nebraska football has produced nine Top 10 Award winners, the most of any single team in NCAA history.

**HISTORY**

Season of Football.....	129th
All-Time Games Played .....	1,315
All-Time Record.....	893-382-40 (.694)
National Ranking in All-Time Wins .....	4th
All-Time Bowl Appearances .....	53
National Ranking in Bowl Appearances ....	3rd
All-Time Bowl Record.....	26-27

**CHAMPIONSHIPS**

National Championships .....	5
Back-to-Back National Championships .....	2
Undefeated Seasons .....	11
Perfect Seasons .....	9
Conference Championships.....	46

**RECORD BREAKDOWN**

Home Games .....	540-154-20 (.770)
Memorial Stadium .....	415-131-13 (.754)
Record in August.....	13-0-0 (1.000)
Record in September .....	177-45-6 (.789)
Record in October.....	361-142-19 (.710)
Record in November .....	305-160-15 (.651)
Record in December .....	22-14-0 (.611)
Record in January.....	14-21-0 (.400)
Record in February .....	1-0-0 (1.000)
In Overtime.....	8-4
At Night.....	97-41-3
When Scoring 35+ Points.....	365-9
When Allowing 10 Points or Less .....	252-7-1
vs. Big Ten Teams .....	115-92-10
• In Big Ten Play (since 2011).....	34-24
• Home .....	18-10
• Away.....	16-13
• Neutral .....	0-1
vs. Ranked Teams .....	104-128-3
• Home .....	50-40-0
• Away.....	29-64-3
• Neutral .....	25-24-0
• as No. 1 Team .....	46-7-1

**STREAKS**

Consecutive Games Scoring a Point .....	285
Consecutive Home Games Scoring a Point...	329
Consecutive Home Sellouts.....	364
Record in Sellout Streak .....	305-57
• vs. Ranked Teams.....	45-29

**INDIVIDUAL HONORS**

College Football Hall of Fame Players .....	18
College Football Hall of Fame Coaches.....	6
First-Team All-Americans .....	110
CoSIDA Academic All-Americans* .....	108
NCAA Top Ten Award Winners* .....	9
Heisman Trophy Winners .....	3
Walter Camp Award Winners .....	3
Maxwell Trophy Winners.....	1
Outland Trophy Winners*.....	9
Lombardi Trophy Winners.....	5
Butkus Award Winners.....	1
Johnny Unitas Golden Arm Award Winners..	1
Davey O'Brien Award Winners.....	1
Rimington Award Winners.....	1
Bednarik Award Winners .....	1
Nagurski Trophy Winners .....	1
Retired Jerseys .....	25
All-Conference Selections .....	519

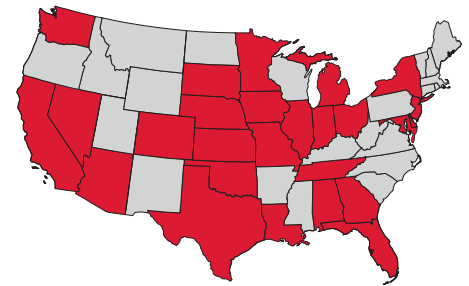
\*Total leads the nation

**SCHEDULE NOTES**

- Nebraska's 2018 opponents combined for a 91-51 record in 2017.
- The Huskers will play five games against opponents who won at least 10 games in 2017, the second-most nationally.
- Nebraska will play nine games against 2017 bowl teams, the second-most nationally. NU is the only Big Ten team who will play nine games against 2017 bowl teams.
- NU will play a nation-leading seven games against teams that won a bowl game in 2017.
- Nebraska will face four teams who finished the 2017 season ranked in the top 20 of the Associated Press poll (at No. 5 Ohio State, at No. 7 Wisconsin, No. 15 Michigan State and at No. 17 Northwestern).
- Each of Nebraska's five road opponents won at least eight games in 2017 while combining for a 51-16 record.
- Three of the Huskers' five road opponents were ranked in the top 20 of the final 2017 AP poll (Ohio State, Wisconsin, Northwestern), while Iowa received votes in the final poll and Michigan spent 11 weeks ranked during the 2017 season, including six weeks in the top 10.

**COACHING STAFF NOTES**

- Head Coach **Scott Frost** is in his third season as a head coach in 2018. Frost is one of four former Husker players to return to the Nebraska sideline as head coach, and he is one of 26 FBS head coaches coaching at his alma mater.
- Nebraska's staff also includes former Huskers Greg Austin (2003-06), Ryan Held (1993-96) and Barrett Ruud (2001-04).
- Scott Frost and all 10 of his assistant coaches are in their third season working together, after Frost's entire staff followed him from UCF to Nebraska.
- The Huskers' staff teamed up to produce the greatest two-year turnaround in college football history at Central Florida. The staff inherited an 0-12 Knight team and led UCF to a 13-0 season in 2017, when the Knights were the nation's only undefeated team.
- Frost is one of only four FBS head coaches who won a national title as a player. Both Frost (1995 & 1997) and Ryan Held (1994 & 1995) were two-time national champions at Nebraska.
- Scott Frost was the consensus choice as the 2017 national coach of the year, while offensive coordinator Troy Walters was a finalist for the Broyles Award last season. Defensive coordinator Erik Chinander was a nominee for the 2016 Broyles Award.
- Troy Walters, the all-time leading receiver in Pac-12 history, was the 1999 Biletnikoff Award winner as the nation's top receiver. He is the only Biletnikoff Award winner currently coaching in college football.



**ROSTER NOTES**

- Nebraska's roster features 140 players hailing from 27 different states.
- The roster features 62 homegrown Huskers and is unofficially the largest roster of any non-service academy in the country.
- Behind Nebraska, the states most represented are: Florida (10), California (7), Texas (6) and Colorado, Georgia, Kansas and Missouri (5).
- Nebraska's 140-player roster is believed to be the third-largest roster in the country behind Army and Navy.
- The roster features 55 newcomers, including 40 true freshmen, 12 transfers (6 junior college transfers, 4 FBS transfers and 2 FCS transfers) and three newcomers who earned spots on the team via walk-on tryouts.
- More than two-thirds of the Huskers' 2018 roster are underclassmen, as 94 of Nebraska's 140 players are either freshmen or sophomores.

**ACADEMIC NOTES**

- Nebraska has always placed an emphasis on academic success, as the Husker football program has produced more CoSIDA Academic All-Americans than any other sport in NCAA history. With that emphasis, it has become a trend in recent years for many NU football players to earn their degree before playing in their final game.
- A total of nine Huskers are playing the 2018 season as graduates. Nebraska's total of nine graduates rank 25th in the FBS, 16th among Power Five program and fifth among Big Ten schools.
- The following nine Huskers are playing the 2018 season as college graduates:
  - » Freedom Akinmoladun, DL
  - » Tanner Farmer, OL
  - » Jerald Foster, OL
  - » Luke Gifford, OLB
  - » Tre Neal, DB\*
  - » Peyton Newell, DL
  - » Mick Stoltenberg, DL
  - » Vaha Vainuku, DL\*
  - » Mikale Wilbon, RB
- An additional seven Huskers are on track to earn their degrees in December. If that happens, 15 members of Nebraska's 19-player senior class will have earned their degrees by the end of the calendar year.

## COACHING LEDGER

### NEBRASKA (2018)

- Head Coach (0-2 Record)

### CENTRAL FLORIDA (2016-17)

- Head Coach (19-7 Record)

### OREGON (2009-15)

- Offensive Coordinator (2013-15)
- Assistant Coach (WR) (2009-12)

### NORTHERN IOWA (2007-08)

- Co-Defensive Coordinator (2008)
- Assistant Coach (LB) (2007)

### KANSAS STATE (2006)

- Graduate Assistant

### NEBRASKA (2002)

- Graduate Assistant

## YEARLY TEAM RECORDS

YEAR	TEAM (ROLE)	RECORD
2007	Northern Iowa (AC)	12-1
2008	Northern Iowa (DC)	12-3
2009	Oregon (AC)	10-3
2010	Oregon (AC)	12-1
2011	Oregon (AC)	12-2
2012	Oregon (AC)	12-1
2013	Oregon (OC)	11-2
2014	Oregon (OC)	13-2
2015	Oregon (OC)	9-3
2016	UCF (HC)	6-7
2017	UCF (HC)	13-0
2018	Nebraska (HC)	0-2

HEAD COACHING RECORD **19-9**

OVERALL RECORD **122-27**

## YEARLY TEAM RANKINGS

YEAR	TEAM (ROLE)	RANK
2007	UNI (AC)	4th
2008	UNI (DC)	4th
2009	Oregon (AC)	11th
2010	Oregon (AC)	3rd
2011	Oregon (AC)	4th
2012	Oregon (AC)	2nd
2013	Oregon (OC)	9th
2014	Oregon (OC)	2nd
2015	Oregon (OC)	14th*
2016	UCF (HC)	NR
2017	UCF (HC)	6th

\*ranking prior to bowl game

## CONFERENCE TITLES (7)

YEAR	TEAM	CONFERENCE
2007	UNI (AC)	Gateway
2008	UNI (DC)	Missouri Valley
2009	Oregon (AC)	Pac-10
2010	Oregon (AC)	Pac-10
2011	Oregon (AC)	Pac-12
2014	Oregon (OC)	Pac-12
2017	UCF (HC)	American

## PLAYING LEDGER

### NATIONAL FOOTBALL LEAGUE

- 3rd-Round Pick in 1998 NFL Draft
- 6-Year NFL Career at Safety

### NEBRASKA (1995-97)

- 1995 & 1997 National Champion
- 24-2 Record as Starting Quarterback
- 1996 Big 12 Newcomer of the Year

### STANFORD (1993-94)

- Two-Way Starter at Quarterback & Safety

## HEAD COACH SCOTT FROST



- 2017 NATIONAL COACH OF THE YEAR
- 2017 AFCA REGION 1 COACH OF THE YEAR
- 2017 CONFERENCE COACH OF THE YEAR

## NATIONAL COACH OF THE YEAR

Scott Frost was the consensus choice as the 2017 national coach of the year, earning the honor from at least eight different organizations.

As the Paul "Bear" Bryant Award winner, Frost joined Chris Petersen (2006 & 2009, Boise State) as the only coaches in the 32-year history of the award to win the honor while coaching a team outside of a Power Five Conference.

## HISTORIC TURNAROUND AT UCF

At UCF, Frost and his staff produced the greatest two-year turnaround in college football history, inheriting an 0-12 team and leading the Knights to a 13-0 record just two years later.

- In his first season in 2016, Frost made history as the only first-time head coach in FBS history to make a bowl game with a team that was winless the previous season.
- UCF tied for the national lead with a six-win improvement from the 2015 to 2016 season. The Knights then ranked third nationally with a seven-win improvement from 2016 to 2017.
- UCF's seven-win improvement from 2016 to 2017 ranked 11th in NCAA history and was just the second time a bowl team improved by more than six wins the next season.
- Frost called UCF's plays, leading the greatest two-year offensive turnaround in NCAA history. The Knights' went from last to fifth in total offense, improving their output by more than 260 yards per game. UCF also went from third-to-last to first in scoring offense, improving by nearly 35 points per game.

## FROST LED UCF TO 13-0 SEASON

In just his second season, Scott Frost guided UCF to a 13-0 record in 2017, when the Knights were the nation's only undefeated team.

- Frost became the fourth coach in FBS history to post a 13-0 record or better in either his first or second season as a head coach. Among that quartet, Frost is the only coach who inherited a team that won fewer than five games (inherited an 0-12 UCF team).
- Frost is one of only six active FBS head coaches who has posted a 13-0 season or better, joining Jimbo Fisher, Gary Patterson, Chris Petersen, Nick Saban and Kyle Whittingham.

- Frost also led Nebraska to a 13-0 record and a national title as the Huskers' starting quarterback in 1997. Frost is the only person in NCAA history to post a 13-0 season (or better) as both a player and a head coach.

## ACTIVE FBS HEAD COACHES WHO HAVE PRODUCED A 13-0 SEASON OR BETTER

- Jimbo Fisher (Texas A&M)
- **Scott Frost (Nebraska)**
- Gary Patterson (TCU)
- Chris Petersen (Washington)
- Nick Saban (Alabama)
- Kyle Whittingham (Utah)

## COACHES WITH A 13-0 SEASON IN THEIR 1ST OR 2ND YEAR AS A HEAD COACH

Year	Coach (School)	Season
1888	Walter Camp (Yale)	1st
2000	Bob Stoops (Oklahoma)	2nd
2006	Chris Petersen (Boise State)	1st
2017	<b>Scott Frost (UCF)</b>	2nd

## FROST A TOP OFFENSIVE COACH

This fall marks Scott Frost's 10th season as either an offensive assistant, offensive coordinator or head coach who calls the offensive plays. During that time, he has consistently proven to be one of the nation's finest offensive coaches.

- In his last nine seasons coaching offense, Frost has worked with eight units that finished in the top 10 nationally in scoring, including seven that ranked in the top five.
- Frost has also been a part of seven teams that ranked in the top 10 nationally in total offense the past nine seasons.

## FROST A PROVEN WINNER

The teams Scott Frost has been a part of have averaged 11 wins per season over the last 11 years, winning a total of seven conference titles.

- Frost has coached in two national title games and his teams have finished with a top-10 ranking eight times in the past 11 years.
- In two seasons as UCF's head coach, the Knights boasted the nation's best win improvement in 2016 and were the only FBS team to go undefeated in 2017.
- Frost was a two-time national champion who helped Nebraska to a 36-2 record, including a 24-2 mark as NU's starting quarterback.
- Frost is one of four active head coaches who won a national title as a player and is the only coach who won multiple national titles.



## 2018 NEBRASKA ASSISTANT COACHES



### **TROY WALTERS** OFFENSIVE COORDINATOR/ WIDE RECEIVERS

- 1st Season at Nebraska
- 11th Career Season
- 3rd Year as an Offensive Coord.

Walters was the coordinator for the greatest two-year offensive improvement in NCAA history at UCF (125th to 1st). The Knights led the country in scoring in 2017 when he was a finalist for the Broyles Award. Walters also coaches the wide receivers, a position he played at Stanford and for eight seasons in the NFL. Walters is the only former Biletnikoff Award winner currently coaching in the FBS ranks, and he is the Pac-12's all-time leading receiver (4,047 yards).



### **GREG AUSTIN** OFFENSIVE LINE

- 1st Season at Nebraska
- 9th Career Season
- 2 Years of NFL Experience

A former honorable-mention All-Big 12 Husker lineman, Austin boasts Power Five (Oregon) and NFL (Philadelphia) coaching experience. In 2017, his line paved the way for UCF to rank in the top 10 nationally in both rushing and passing touchdowns.



### **SEAN BECKTON** TIGHT ENDS

- 1st Season at Nebraska
- 23rd Career Season
- 20th Year as a College Coach

One of the top receivers in UCF history, Nebraska marks Beckton's first coaching job outside the state of Florida. A veteran and versatile coach, Beckton has developed NFL draft picks at three different positions - cornerback, wide receiver and tight end.



### **RYAN HELD** RUNNING BACKS

- 1st Season at Nebraska
- 19th Career Season
- 12 Years as a Head Coach

A former Husker, Held brings 12 years of head coaching experience at the junior college and Division II levels to Lincoln. He also boasts a winning pedigree after winning two national titles as a Husker and two as a coach (Nebraska and Tennessee).



### **MARIO VERDUZCO** QUARTERBACKS

- 1st Season at Nebraska
- 42nd Career Season
- 31st Year as a College Coach

Under Verduzco, UCF's McKenzie Milton ranked 2nd nationally - and 16th in NCAA history - in pass efficiency in 2017. Milton also became just the third underclassman in NCAA history to record 4,000 yards passing and 500 yards rushing in a season.



### **ERIK CHINANDER** DEFENSIVE COORDINATOR

- 1st Season at Nebraska
- 16th Career Season
- 3rd Year as a Defensive Coord.

Chinander earned a nomination for the Broyles Award in his first season as defensive coordinator at UCF in 2016. A former NFL assistant, Chinander's defense was the primary reason the Knights qualified for a bowl game one year after a winless campaign. The defense then preserved UCF's perfect season in 2017 with a pair of game-clinching interceptions in the American Athletic Conference title game and the Peach Bowl.



### **MIKE DAWSON** DEFENSIVE LINE

- 1st Season at Nebraska
- 20th Career Season
- 3 Years of NFL Experience

Dawson boasts three years of NFL coaching experience, and he has also been a collegiate defensive coordinator. At UCF, two of Dawson's three defensive linemen earned all-conference accolades in 2017. In 2016, UCF ranked ninth nationally in TFLs.



### **JOVAN DEWITT** OUTSIDE LINEBACKERS/ SPECIAL TEAMS COORD.

- 1st Season at Nebraska
- 20th Career Season
- 9 Years as a Defensive Coord.

The veteran of the defensive staff, Dewitt is also NU's special teams coordinator. At UCF, linebacker Shaquem Griffin was the 2016 American Athletic Conference Defensive Player of the Year after he made only nine career tackles before Dewitt's arrival.



### **TRAVIS FISHER** DEFENSIVE BACKS

- 1st Season at Nebraska
- 6th Career Season
- 6th Year as a College Coach

Fisher has emerged as a rising star following a nine-year NFL career. Fisher was the highest-drafted defensive player in UCF history (No. 64) until he was surpassed in 2018 when his pupil Mike Hughes was selected in the first round with the 30th pick after just one season in Orlando.



### **BARRETT RUUD** INSIDE LINEBACKERS

- 1st Season at Nebraska
- 3rd Career Season
- 1st Full-Time Coaching Role

Nebraska's all-time leading tackler, Ruud is in his first season as a full-time assistant coach. Ruud, who posted four consecutive 100-tackle seasons for the Tampa Bay Buccaneers, was a quality control administrator under Scott Frost at Central Florida the past two seasons.

## GAME DAY COACHING SPOTS

### SIDELINES

- Scott Frost, Head Coach
- Greg Austin, Defensive Line
- Sean Beckton, Tight Ends
- Erik Chinander, Defensive Coordinator
- Travis Fisher, Defensive Backs
- Ryan Held, Running Backs
- Barrett Ruud, Inside Linebackers

### COACHES BOOTH

- Mike Dawson, Defensive Line
- Jovan Dewitt, Outside LBs/Special Teams Coord.
- Mario Verduzco, Quarterbacks
- Troy Walters, Offensive Coordinator/WRs

## NEBRASKA SUPPORT STAFF

### STRENGTH COACHES

- Zach Duval, Head Strength Coach
- Jasen Carlson, Assistant Strength Coach
- Dan Millington, Assistant Strength Coach
- Andrew Strop, Assistant Strength Coach

### FOOTBALL ADMINISTRATION

- Gerrod Lambrecht, Chief of Staff
- Matt Davison, Associate A.D. - Football
- Adam Clark, Director of Football Operations
- Joni Duff, Football Secretary
- Teri Riggins, Football Secretary

### ANALYSTS & QUALITY CONTROL STAFF

- Frank Verducci, Senior Offensive Analyst
- Dustin Haines, Offensive Analyst
- Jack Cooper, Defensive Quality Control
- Steve Cooper, Offensive Quality Control
- Zach Crespo, Special Teams Quality Control

### PLAYER PERSONNEL & RECRUITING STAFF

- Ron Brown, Director of Player Development
- Sean Dillon, Director of Player Personnel
- Trent Mossbrucker, Dir. of Recruiting & Admin.
- Ryan Callaghan, Asst. Dir. of Player Personnel
- Kenny Wilhite, Director of High School Relations
- Mike Cassano, National High School Relations
- Kevin Ashmos, Recruiting Assistant

### GRADUATE ASSISTANTS

- Demeitre Brim
- Chuka Ndulue
- Colby Ellis
- Nick Smith

### GRADUATE MANAGERS & INTERNS

- Cole Ashby, Graduate Manager
- Steve DeMeo, Graduate Manager
- Sean Beckton Jr., Performance Intern
- Addison Morris, Recruiting/Operation Intern

### FOOTBALL VIDEO

- Tate Guillotte, Director of Video Technology
- Ryan Voecks, Video Coordinator

### GRADUATE MANAGERS & INTERNS

- Jay Terry, Equipment Manager
- Bryan Harrod, Assistant Equipment Manager
- Kyle Kotrous, Assistant Equipment Manager

### ATHLETIC MEDICINE

- Mark Mayer, Head Football Athletic Trainer
- Drew Hamblin, Assistant Athletic Trainer
- Todd Johnson, Assistant Athletic Trainer
- Kengo Sugimoto, Grad. Asst. Athletic Trainer
- Michael Tsukamoto, Grad. Asst. Athletic Trainer
- Lonnie Albers, Associate A.D. - Medicine
- Jerry Weber, Head Athletic Trainer

### PERFORMANCE NUTRITION

- Dave Ellis, Director of Performance Nutrition

# SCOUTING THE MICHIGAN WOLVERINES (2-1)



**HEAD COACH**  
**JIM HARBAUGH**

- 30-12 (at Michigan)
- 88-39 (Career Record)
- 0-0 vs. Nebraska

## 2018 SCHEDULE

Sept. 1	at No. 12 Notre Dame (L, 17-24)
Sept. 8	vs. W. Michigan (W, 49-3)
Sept. 15	vs. SMU (W, 40-20)
Sept. 22	vs. Nebraska
Sept. 29	at Northwestern
Oct. 6	vs. Maryland
Oct. 13	vs. Wisconsin
Oct. 20	at Michigan State
Nov. 3	vs. Penn State
Nov. 10	at Rutgers
Nov. 17	vs. Indiana
Nov. 24	at Ohio State

After losing the season opener to No. 12 Notre Dame, Michigan has won its last two games against Western Michigan and SMU by a combined score of 94-3. Most recently, the Wolverines dominated SMU on Sept. 15.



Sophomore wide receiver Donovan Peoples-Jones had three touchdowns, while the team scored on every offensive possession from the second quarter onward -- six drives in all -- and ended the game with 434 yards of total offense.

Junior quarterback Shea Patterson completed 14-of-18 pass attempts (8-of-10 in the first half) for a season-best 237 passing yards and three touchdowns.

The Wolverine defense is led by linebacker Devin Bush, who has 22 tackles and one sack through three games. Defensive back Tyree Kinnel and defensive lineman Chase Winovich each have 17 tackles on the season. Winovich also has one sack and a team-high six tackles for loss.

## MICHIGAN STAT LEADERS

PASSING	CMP-ATT-INT	PCT	YDS	TD
S. Patterson	46-65-2	70.77	589	6
D. McCaffrey	5-7-0	71.43	40	1

RUSHING	ATT.	YDS	YPC	TD
Karan Higdon	34	228	6.7	2
Chris Evans	20	172	5.7	2
Tru Wilson	17	107	6.3	1

RECEIVING	REC.	YDS	YPC	TD
D. Peoples-Jones	14	159	11.36	4
Zach Gentry	7	116	16.57	0
Nico Collins	5	113	22.3	1

TACKLES	SOLO	ALL	TFL	SACK
Devin Bush	10	22	2.0	1.0
Tyree Kinnel	14	17	1.0	0.0
Chase Winovich	10	17	6.0	1.0
Josh Ross	10	15	1.5	0.0
Rashan Gary	6	14	1.5	1.0

PUNTING	NO.	YDS	AVG	LG	I20
Will Hart	8	401	50.13	61	3

FIELD GOALS	MADE	ATT	PCT	LG
Quinn Nordin	2	3	67%	45

## NEBRASKA VS. MICHIGAN SERIES HISTORY

Nebraska and Michigan have met nine times prior to this season. The series is tied 4-4-1. The Big Ten foes will face each other for the first time in five seasons. The Huskers won back-to-back games in 2012 and 2013, giving NU the first winning streak in the nine-game series between the schools. Nebraska allowed just one Michigan touchdown in winning the past two meetings. The 2012 game in Lincoln was Michigan's first trip to Lincoln in 101 years and the first-ever game between the schools at Memorial Stadium. Michigan's only other trip to Lincoln came on Nov. 25, 1911, when the teams battled to a 6-6 tie. In 2011, the game was the first regular-season meeting since first-year Nebraska head coach Bob Devaney led the Cornhuskers to a 25-13 victory over the Wolverines in Ann Arbor on Sept. 29, 1962. Between 1962 and 2011, the two traditional powerhouses split a pair of bowl matchups. No. 5 Michigan defeated No. 7 Nebraska, 27-23, on Jan. 1, 1986 in the Fiesta Bowl. The Huskers knocked off No. 20 Michigan, 32-28, in the largest bowl comeback in NU history in the 2005 Alamo Bowl.

## ABOUT MICHIGAN FOOTBALL

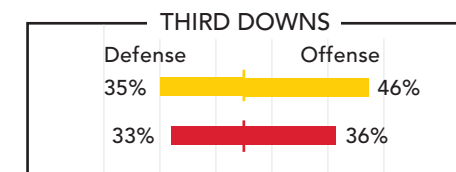
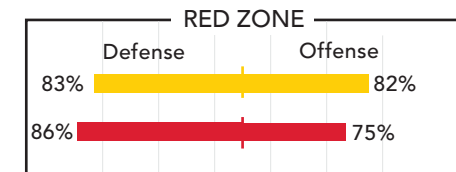
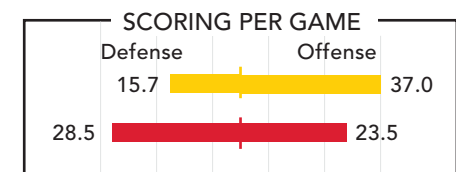
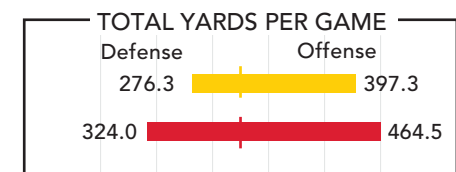
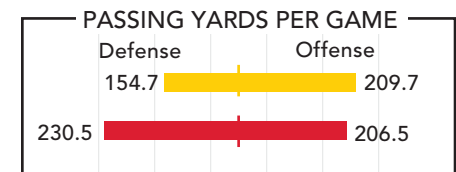
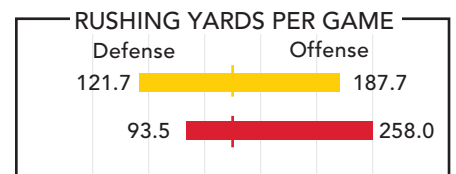
The Michigan football program had its first varsity season in 1879 and has been a member of the Big Ten Conference since 1896. One of the most successful programs in the country, Michigan leads the nation with 945 all-time victories and claims 11 national championships. The Wolverines have made 46 Bowl Appearances, which include the last three straight seasons. Additionally, Michigan has claimed 42 Big Ten titles. The Wolverines most recent conference title was in 2004.

- **First Season:** 1879
- **Conference Titles:** 42
- **National Titles:** 11
- **All-Time Record:** 945-340-36
- **Bowl Record:** 21-25
- **Stadium:** Michigan Stadium

## STATISTICAL RANKING COMPARISON

NEB	CONF.	NAT.	CATEGORY	CONF.	NAT.	MICH
258.0	3rd	18th	Rushing Offense	9th	60th	187.7
206.5	8th	83rd	Passing Offense	7th	81st	209.7
464.5	5th	42nd	Total Offense	10th	84th	397.3
23.5	13th	102nd	Scoring Offense	3rd	46th	37.0
93.5	4th	21st	Rushing Defense	6th	38th	121.7
230.5	10th	78th	Pass Defense	3rd	16th	154.7
324.0	6th	39th	Total Defense	4th	12th	276.3
28.5	11th	89th	Scoring Defense	4th	25th	15.7
36.0%	12th	93rd	3rd-Down Offense	5th	35th	46%
33.0%	6th	41st	3rd-Down Defense	8th	56th	35%
75.0%	11th	103rd	Red Zone Offense	9th	82nd	82%
86.0%	4th	21st	Red Zone Defense	8th	62nd	83%
32.6	14th	111th	Net Punting	5th	27th	40.8
-0.67	13th	124th	Punt Returns	7th	84th	6.0
172	5th	68th	Penalty Yards	12th	118th	244
-2.00	13th	126th	Turnover Margin	9th	63rd	0.0

## STATISTICAL COMPARISON



■ MICHIGAN ■ NEBRASKA

## 2018 NEBRASKA GAME-BY-GAME STARTERS

### OFFENSIVE STARTING LINEUPS

OPPONENT	WR	WR	WR	TE	RT	RG	C	LG	LT	QB	RB	PK
Colorado	Morgan Jr.	Williams	Spielman	Stoll	Farniok	Farmer	Conrad	Foster	Jaimes	Martinez	Bell	Pickering
Troy	Morgan Jr.	Reimers	Spielman	Stoll	Farniok	Farmer	Conrad	Foster	Jaimes	Bunch	Bell	Pickering
Michigan												
Purdue												
Wisconsin												
Northwestern												
Minnesota												
Ohio St.												
Illinois												
Michigan St.												
Iowa												

### DEFENSIVE STARTING LINEUPS

OPPONENT	DE	NG	DE	OLB	ILB	ILB	OLB	CB	S	S	CB	P
Colorado	Akinmoladun	Stoltenberg	Stille	Ferguson	Young	Barry	Gifford	Jackson	Reed	Neal	Bootle	Lightbourn
Troy	Akinmoladun	Stoltenberg	Stille	Ferguson	Young	Barry	Gifford	Jackson	A. Williams	Neal	Bootle	Lightbourn
Michigan												
Purdue												
Wisconsin												
Northwestern												
Minnesota												
Ohio St.												
Illinois												
Michigan St.												
Iowa												

## 2018 NEBRASKA PLAYER PARTICIPATION

PLAYER, POS.	GP	GS	PLAYER, POS.	GP	GS	PLAYER, POS.	GP	GS
Freedom Akinmoladun, DE	2	2	Brenden Jaimes, OL	2	2	Maurice Washington, RB	2	0
Austin Allen, TE	2	0	Cameron Jurgens, TE	1	0	Jacob Weinmaster, ILB	2	0
Isaac Armstrong, P/H	2	0	Caleb Lightbourn, P	2	2	Aaron Williams, S	2	1
Mohamed Barry, ILB	2	2	Tyjon Lindsey, WR	2	0	Deontai Williams, S	2	0
Greg Bell, RB	2	2	Adrian Martinez, QB	1	1	Mike Williams, WR	2	1
Dicaprio Bootle, CB	2	2	Wyatt Mazour, RB	2	0	Boe Wilson, OL	2	0
Andrew Bunch, QB	2	1	Collin Miller, OLB	2	0	Dedrick Young II, ILB	2	2
Cole Conrad, OL	2	2	Stanley Morgan Jr., WR	2	2			
Ethan Cox, CB	2	0	Tre Neal, S	2	2			
Damion Daniels, DL	2	0	Peyton Newell, DL	2	0			
Alex Davis, OLB	2	0	Jordan Ober, LS	2	2			
Carlos Davis, DL	2	0	Devine Ozigbo, RB	2	0			
Khalil Davis, DL	2	0	Barret Pickering, PK	2	2			
Marquel Dismuke, S	1	0	Kurt Rafdal, TE	2	0			
JoJo Domann, S	1	0	Antonio Reed, S	2	1			
Tanner Farmer, OL	2	2	Bryan Reimers, WR	1	1			
Matt Farniok, OL	2	2	Austin Rose, RB	2	0			
Tyrin Ferguson, OLB	2	2	JD Spielman, WR	2	2			
Jerald Foster, OL	2	2	Ben Stille, DL	2	2			
Christian Gaylord, OL	1	0	Jack Stoll, TE	2	2			
Luke Gifford, OLB	2	2	Mick Stoltenberg, DL	2	2			
Will Honas, ILB	2	0	Eli Sullivan, S	1	0			
Todd Honas, WR	1	0	Caleb Tannor, OLB	2	0			
Andre Hunt, WR	1	0	Cam Taylor, CB	2	0			
Lamar Jackson, CB	2	2	Deontre Thomas, DL	2	0			



**NUMERICAL ROSTER**

NO.	NAME	POS.
1	Tyjon Lindsey	WR
2	Tony Butler	CB
2	Adrian Martinez	QB
3	Will Honas	ILB
4	Avery Anderson	S
4	Jaevon McQuitty	WR
4	Caleb Tannor	OLB
5	Dedrick Young II	ILB
6	Eric Lee Jr.	CB
7	Mohamed Barry	ILB
8	Stanley Morgan Jr.	WR
9	DaiShon Neal	DL
10	JD Spielman	WR
11	Austin Allen	TE
11	Vaha Vainuku	DL
12	Luke Gifford	OLB
12	Katerian Legrone	TE
13	JoJo Domann	S
13	Justin McGriff	WR
14	Tre Neal	S
15	Braxton Clark	CB
15	Andre Hunt	WR
16	Ethan Cox	CB
16	Noah Vedral	QB
17	Andrew Bunch	QB
17	Cam Taylor	CB
18	Matt Masker	QB
18	Guy Thomas	OLB
19	Marquel Dismuke	S
19	Mike Williams	WR
21	Lamar Jackson	CB
21	Mikale Wilbon	RB
22	Alex Davis	OLB
22	Devine Ozigbo	RB
23	Dicaprio Bootle	CB
24	Aaron Williams	S
25	Greg Bell	RB
25	Antonio Reed	S
26	Miles Jones	RB
26	CJ Smith	S
28	Maurice Washington	RB
29	Bennett Folkers	WR
29	Cam'ron Jones	S
29	Austin Rose	RB
30	Quayshon Alexander	OLB
30	Bo Kitrell	RB
30	Eli Sullivan	S
31	Collin Miller	ILB
31	Kade Warner	WR
32	Pernell Jefferson	OLB
32	Barret Pickering	PK
33	Jaylin Bradley	RB
34	Breon Dixon	OLB
34	Simon Otte	OLB
35	Moses Bryant	CB
35	Caleb Lightbourn	P
36	Christian Banker	WR
36	Spencer Jordan	ILB
36	Reid Karel	DB
37	Corbin Frederick	DB
37	Wyatt Mazour	RB
38	Brody Belt	RB
38	Damian Jackson	DL
39	Bradley Bunner	DB
39	Cole Frahm	PK
39	Andrew Thurman	WR
40	Grant Jordan	ILB
40	Brandon Robbins	WR
41	Justin Holm	WR
41	Deontai Williams	S

**2018 NEBRASKA ALPHABETICAL ROSTER**

NO.	NAME	POS.	HT.	WT.	YR.	HOMETOWN (HIGH SCHOOL/COLLEGE)
91 ***	Akinmoladun, Freedom	DL	6-4	295	Sr.	Grandview, Mo. (Grandview)
30	Alexander, Quayshon	OLB	6-3	250	So.	Prospect Park, N.J. (De Paul Catholic)
42	Alioth Jr., Chad	WR	6-2	195	RFr.	Omaha, Neb. (North)
11	Allen, Austin	TE	6-8	245	RFr.	Aurora, Neb. (Aurora)
45	Alston, David	OLB	6-4	225	Fr.	Saint Paul, Minn. (Woodbury)
4	* Anderson, Avery	S	6-0	180	Jr.	Surprise, Ariz. (Pine Creek [Colo.])
75	Anderson, Fyn	DL	6-3	285	Jr.	Lincoln, Neb. (Southeast)
50	Archer, Jake	LB	6-0	210	Fr.	Omaha, Neb. (Skutt Catholic)
98	Armstrong, Isaac	P	5-11	205	Jr.	Lincoln, Neb. (Kearney HS/Southwest HS)
61	Balenger, Mitchell	OL	6-2	305	Fr.	Leonardtown, Md. (Leonardtown/Fork Union [Va.] Military Academy)
51	Banderas, Anthony	LB	6-1	225	Fr.	Lincoln, Neb. (Southwest)
73	Bando, Broc	OL	6-5	315	RFr.	Lincoln, Neb. (IMG [Fla.] Academy)
36	Banker, Christian	WR	6-0	190	RFr.	Omaha, Neb. (Skutt Catholic)
7	** Barry, Mohamed	ILB	6-1	230	Jr.	Grayson, Ga. (Grayson)
25	Bell, Greg	RB	6-0	205	Jr.	Chula Vista, Calif. (Bonita Vista/Arizona Western CC)
38	Belt, Brody	RB	5-8	185	Fr.	Omaha, Neb. (Millard West)
23	* Bootle, Dicaprio	CB	5-10	190	So.	Miami, Fla. (Southridge)
33	* Bradley, Jaylin	RB	6-0	210	So.	Bellevue, Neb. (West)
35	Bryant, Moses	CB	5-11	200	Fr.	Elkhorn, Neb. (South)
17	Bunch, Andrew	QB	6-1	210	So.	Thompson Station, Tenn. (Independence/Scottsdale [Ariz.] CC)
39	Bunner, Bradley	DB	6-0	190	RFr.	Clarkson, Neb. (Clarkson)
2	* Butler, Tony	CB	6-2	205	So.	Lakewood, Ohio (St. Edward)
58	Cassidy, Chris	ILB	6-0	225	Fr.	Lincoln, Neb. (Pius X)
45	Chaffin, Ty	WR	6-5	210	So.	Burwell, Neb. (Burwell)
15	Clark, Braxton	CB	6-4	200	Fr.	Orlando, Fla. (Dr. Phillips)
62	** Conrad, Cole	OL	6-5	320	Sr.	Fremont, Neb. (Archbishop Bergan)
16	Cox, Ethan	CB	5-10	185	RFr.	Blair, Neb. (Blair)
95	Cromer, Alec	P	6-4	230	So.	Beatrice, Neb. (Beatrice/South Dakota State)
93	Daniels, Damion	DL	6-3	340	RFr.	Dallas, Texas (Bishop Dunne)
22	** Davis, Alex	OLB	6-5	255	Jr.	Riviera Beach, Fla. (Dwyer)
96	** Davis, Carlos	DL	6-2	325	Jr.	Blue Springs, Mo. (Blue Springs)
94	** Davis, Khalil	DL	6-2	310	Jr.	Blue Springs, Mo. (Blue Springs)
19	* Dismuke, Marquel	S	6-2	200	So.	Compton, Calif. (Calabasas)
34	Dixon, Breon	OLB	6-0	205	So.	Loganville, Ga. (Grayson/Ole Miss)
13	* Domann, JoJo	S	6-1	225	So.	Colorado Springs, Colo. (Pine Creek)
63	** Farmer, Tanner	OL	6-4	325	Sr.	Highland, Ill. (Highland)
71	* Farniok, Matt	OL	6-6	330	So.	Sioux Falls, S.D. (Washington)
68	Farniok, Will	OL	6-3	290	Fr.	Sioux Falls, S.D. (Washington)
82	Feist, Colton	DL	6-2	255	Fr.	Yutan, Neb. (Yutan)
43	** Ferguson, Tyrin	OLB	6-2	230	Jr.	New Orleans, La. (Edna Karr)
29	Folkers, Bennett	WR	6-2	195	Fr.	Gothenburg, Neb. (Gothenburg)
52	Forbes, AJ	OL	6-4	290	Fr.	Bellevue, Neb. (West)
67	*** Foster, Jerald	OL	6-3	335	Sr.	Lincoln, Neb. (Southeast)
39	Frahm, Cole	PK	6-6	235	RFr.	Omaha, Neb. (Burke)
37	Frederick, Corbin	DB	5-11	205	Fr.	Mansfield, Texas (Mansfield)
65	* Gaylord, Christian	OL	6-6	310	Jr.	Baldwin City, Kan. (Baldwin City)
12	*** Gifford, Luke	OLB	6-4	245	Sr.	Lincoln, Neb. (Southeast)
49	Hemphill, Austin	RB	5-11	225	Jr.	Gretna, Neb. (Gretna)
81	Henry, Keaton	TE	6-2	235	So.	Albion, Neb. (Boone Central)
75	Hixson, Trent	OL	6-4	300	RFr.	Omaha, Neb. (Skutt Catholic)
47	Hohenstein, Branden	TE	6-4	225	So.	Jackson, Neb. (Bishop Heelan Catholic [Iowa])
41	Holm, Justin	WR	6-6	185	Fr.	Lincoln, Neb. (Southwest)
89	Honas, Todd	WR	5-11	200	So.	Aurora, Neb. (Aurora)
3	Honas, Will	ILB	6-1	235	Jr.	Wichita, Kan. (Bishop Carroll/Butler [Kan.] CC)
15	Hunt, Andre	WR	6-0	190	Fr.	Palm Dale, Calif. (Paraclete)
38	Jackson, Damian	DL	6-2	270	RFr.	Las Vegas, Nev. (Shadow Ridge)
21	** Jackson, Lamar	CB	6-3	215	Jr.	Elk Grove, Calif. (Franklin)
76	* Jaimes, Brenden	OL	6-6	300	So.	Austin, Texas (Lake Travis)
47	Jarzynka, Matt	DL	6-4	260	Sr.	Loup City, Neb. (Loup City)
32	Jefferson, Pernell	OLB	6-2	250	So.	New Orleans, La. (Warren Easton)
53	Johnson, Joseph	ILB	6-3	235	Fr.	Gretna, Neb. (Gretna)
29	Jones, Cam'ron	S	6-0	200	Fr.	Mansfield, Texas (Mansfield)
26	Jones, Miles	RB	5-8	175	Fr.	Miramar, Fla. (American Heritage)
40	Jordan, Grant	ILB	6-2	205	So.	Omaha, Neb. (Westside)
36	Jordan, Spencer	ILB	6-2	210	So.	Omaha, Neb. (Westside)
44	Jurgens, Cameron	TE	6-3	270	Fr.	Beatrice, Neb. (Beatrice)
36	* Karel, Reid	DB	6-3	205	Jr.	Seward, Neb. (Seward)
30	Kitrell, Bo	RB	6-1	225	Sr.	Ashland, Neb. (Ashland-Greenwood)
48	Krull, Bryson	TE	6-3	240	Fr.	North Platte, Neb. (North Platte)
6	** Lee Jr., Eric	CB	6-0	215	Jr.	Milton, Mass. (Valor Christian [Colo.])
12	Legrone, Katerian	TE	6-3	235	Fr.	Atlanta, Ga. (The B.E.S.T. Academy)
85	Liewer, Wyatt	WR	6-3	185	Fr.	O'Neill, Neb. (O'Neill)
35	** Lightbourn, Caleb	P	6-3	250	Jr.	Washougal, Wash. (Camas)
1	* Lindsey, Tyjon	WR	5-9	200	So.	Corona, Calif. (Bishop Gorman [Nev.])
90	Lingenfelter, Ben	DL	6-4	275	RFr.	Cherokee, Iowa (Washington)
2	Martinez, Adrian	QB	6-2	220	Fr.	Fresno, Calif. (Clovis West)
18	Masker, Matt	QB	6-1	220	Fr.	Kearney, Neb. (Kearney Catholic)
37	Mazour, Wyatt	RB	5-9	200	Jr.	Albion, Neb. (Boone Central)
48	McCallum, Lane	DB	6-2	210	RFr.	Norfolk, Neb. (Norfolk/Air Force)
96	McCashland, Noah	PK	6-1	180	Fr.	Lincoln, Neb. (Pius X)
13	McGriff, Justin	WR	6-6	230	Fr.	Tampa, Fla. (Jefferson)
4	McQuitty, Jaevon	WR	6-0	205	RFr.	Columbia, Mo. (Battle)

## 2018 NEBRASKA ALPHABETICAL ROSTER

NO.	NAME	POS.	HT.	WT.	YR.	HOMETOWN (HIGH SCHOOL/COLLEGE)
31	* Miller, Collin	ILB	6-3	245	So.	Fishers, Ind. (Hamilton Southeastern)
66	Miller, Hunter	OL	6-4	325	RFr.	Stromsburg, Neb. (Cross County)
8	*** Morgan Jr., Stanley	WR	6-1	200	Sr.	New Orleans, La. (St. Augustine)
94	Mueller, Cade	LS	6-0	210	Fr.	Gretna, Neb. (Gretna)
9	** Neal, DaiShon	DL	6-7	310	Jr.	Houston, Texas (Omaha [Neb.] Central)
14	Neal, Tre	S	6-1	215	Sr.	Atlanta, Ga. (Buford/Central Florida)
99	* Newell, Peyton	DL	6-3	300	Sr.	Hiawatha, Kan. (Hiawatha)
84	*** Ober, Jordan	LS	6-1	225	Sr.	Las Vegas, Nev. (Bishop Gorman)
34	Otte, Simon	OLB	6-1	205	Fr.	York, Neb. (York)
22	*** Ozigbo, Devine	RB	6-0	235	Sr.	Sachse, Texas (Sachse)
55	Paup, Jordan	OLB	6-3	245	RFr.	Central City, Neb. (Central City)
59	Perez, Brian	OL	6-3	230	So.	Hartle, Iowa (Hartley-Melvin-Sanborn)
32	Pickering, Barret	PK	6-0	195	Fr.	Birmingham, Ala. (Hoover)
91	Pieper, Cameron	LS	6-3	210	Fr.	Lincoln, Neb. (Southwest)
82	Rafdal, Kurt	TE	6-7	250	RFr.	Carmel, Ind. (Carmel)
50	Raridon, John	OL	6-4	320	So.	West Des Moines, Iowa (Valley)
25	*** Reed, Antonio	S	6-2	215	Sr.	Memphis, Tenn. (Southaven [Miss.])
83	** Reimers, Bryan	WR	6-5	220	Sr.	Lincoln, Neb. (East)
40	Robbins, Brandon	WR	6-3	195	RFr.	Bellevue, Neb. (East)
98	Rogers, Casey	DL	6-4	275	Fr.	Syracuse, N.Y. (Westhill/Old Farms [Conn.] Prep)
29	* Rose, Austin	RB	6-1	240	Sr.	Lincoln, Neb. (North Star)
43	Ruth, Connor	RB	5-11	205	Fr.	Malcolm, Neb. (Seward)
46	Ruth, Corbin	DB	6-0	200	RFr.	Malcolm, Neb. (Seward/Northwest Missouri State)
54	Schommer, Ryan	DL	6-4	250	Fr.	Norfolk, Neb. (Norfolk)
56	Shefke, Collin	OL	6-3	300	Fr.	Lincoln, Neb. (Southwest)
70	Sichterman, Matt	OL	6-4	310	RFr.	Kings Mills, Ohio (Kings)
26	Smith, CJ	S	6-2	205	Fr.	West Palm Beach, Fla. (Oxbridge Academy)
10	* Spielman, JD	WR	5-9	185	So	Eden Prairie, Minn. (Eden Prairie)
49	Stalbird, Isaiah	S	6-0	195	Fr.	Kearney, Neb. (Kearney)
95	* Stille, Ben	DL	6-5	290	So.	Ashland, Neb. (Ashland-Greenwood)
86	* Stoll, Jack	TE	6-4	260	So.	Lone Tree, Colo. (Regis Jesuit)
44	*** Stoltenberg, Mick	DL	6-5	315	Sr.	Gretna, Neb. (Gretna)
42	* Stovall, Jeremiah	S	5-11	195	Jr.	Omaha, Neb. (Creighton Prep)
30	* Sullivan, Eli	S	6-2	195	So.	Longmont, Colo. (Longmont)
4	Tannor, Caleb	OLB	6-2	210	Fr.	Stone Mountain, Ga. (Miller Grove)
17	Taylor, Cam	CB	6-0	205	Fr.	Montgomery, Ala. (Park Crossing)
97	* Thomas, Deontre	DL	6-3	290	So.	Mustang, Okla. (Mustang)
18	Thomas, Guy	OLB	6-3	230	RFr.	Miami, Fla. (Booker T. Washington)
39	Thurman, Andrew	WR	6-4	205	RFr.	Stillwell, Kan. (Blue Valley West)
92	Urbach, Chase	LS	6-3	210	Jr.	Grosse Pointe, Mich. (South)
11	Vainuku, Vaha	DL	6-3	325	Jr.	Salt Lake City, Utah (East/Utah)
16	Vedral, Noah	QB	6-1	200	So.	Wahoo, Neb. (Bishop Neumann/UCF)
72	Virka, Nick	OL	6-6	235	Jr.	Morse Bluff, Neb. (North Bend)
55	Walker, Chris	DL	6-6	290	RFr.	Lincoln, Neb. (East)
90	Walker, Jackson	P	6-4	260	Jr.	Overland Park, Kan. (Blue Valley Northwest/Coffeyville CC/Johnson County/Kansas)
31	Warner, Kade	WR	6-1	210	RFr.	Scottsdale, Ariz. (Desert Mountain)
28	Washington, Maurice	RB	6-1	190	Fr.	Stockton, Calif. (Trinity [Texas] Christian Academy)
57	* Weinmaster, Jacob	ILB	6-0	225	Jr.	Loveland, Colo. (Loveland)
21	*** Wilbon, Mikale	RB	5-9	220	Sr.	Chicago, Ill. (De La Salle Institute)
92	Wildeman, Tate	DL	6-5	275	Fr.	Parker, Colo. (Legend)
24	*** Williams, Aaron	S	5-11	190	Sr.	Atlanta, Ga. (Carver)
41	Williams, Deontai	S	6-1	200	So.	Jacksonville, Fla. (Trinity Christian Academy/Jones County [Miss.] CC)
19	Williams, Mike	WR	5-10	185	Jr.	Lake City, Fla. (Columbia HS/Georgia Southern/East Mississippi CC)
56	* Wilson, Boe	OL	6-3	305	So.	Lee's Summit, Mo. (Lee's Summit West)
88	Woodyard, Jaron	WR	5-9	190	Jr.	Gaithersburg, Md. (The Avalon School/Arizona Western CC)
87	* Young, Conor	WR	6-2	175	Jr.	Cozad, Neb. (Cozad)
5	*** Young II, Dedrick	ILB	6-1	245	Sr.	Peoria, Ariz. (Centennial)

Returning letterwinners in **bold**; \*denotes letters earned

## 2018 NEBRASKA PRONUNCIATION GUIDE

Freedom Akinmoladun.....ackin-moo-LAW-doon  
 Chad Alioth Jr.....EH-LEE-uth  
 Ty Chaffin.....CHAFF-inn  
 Khalil Davis.....kuh-LEEL  
 Marquel Dismuke.....marr-KELL diss-MUKE  
 Matt/Will Farniok.....FAR-knee-ack  
 Colton Feist.....FEAST  
 Cole Frahm.....FROMM  
 Branden Hohenstein.....HO-inn-stine  
 Will/Todd Honas.....HO-nuss  
 Brenden Jaimes.....HYME-iss  
 Matt Jarzynka.....jar-ZINK-uh  
 Reid Karel.....CARL  
 Bo Kitrell.....KIT-trull  
 Katerian Legrone.....kuh-TAIR-EE-un leh-GROAN  
 Wyatt Liewer.....LEE-vurr  
 Tyjon Lindsey.....TIE-zjawn

Wyatt Mazour.....MUH-zoo-er  
 Jaevon McQuitty.....JAY-vaughn  
 DaiShon Neal.....DAY-shawn  
 Simon Otte.....OH-tee  
 Devine Ozigbo.....oh-ZIG-bo  
 Jordan Paup.....POP  
 Cameron Pieper.....PIPE-urr  
 Kurt Rafdal.....RAFF-doll  
 Bryan Reimers.....RHYME-ers  
 Ryan Schommer.....SHOME-urr  
 Ben Stille.....STILL-ee  
 Vaha Vainuku.....vye-NEW-koo  
 Jacob Weinmaster.....WINE-master  
 Mikale Wilbon.....mick-KALE  
 Tate Wildeman.....WILL-duh-munn  
 Jaron Woodyard.....WOOD-yard  
 Dedrick Young II.....DEAD-rik

## NUMERICAL ROSTER

NO.	NAME	POS.
42	Chad Alioth Jr.	WR
42	Jeremiah Stovall	S
43	Tyrin Ferguson	OLB
43	Connor Ruth	RB
44	Cameron Jurgens	TE
44	Mick Stoltenberg	DL
45	David Alston	OLB
45	Ty Chaffin	WR
46	Corbin Ruth	DB
47	Branden Hohenstein	TE
47	Matt Jarzynka	DL
48	Bryson Krull	TE
48	Lane McCallum	DB
49	Austin Hemphill	RB
49	Isaiah Stalbird	S
50	Jake Archer	LB
50	John Raridon	OL
51	Anthony Banderas	LB
52	AJ Forbes	OL
53	Joseph Johnson	ILB
54	Ryan Schommer	DL
55	Jordan Paup	OLB
55	Chris Walker	DL
56	Collin Shefke	OL
56	Boe Wilson	OL
57	Jacob Weinmaster	ILB
58	Chris Cassidy	ILB
59	Brian Perez	OL
61	Mitchell Balenger	OL
62	Cole Conrad	OL
63	Tanner Farmer	OL
65	Christian Gaylord	OL
66	Hunter Miller	OL
67	Jerald Foster	OL
68	Will Farniok	OL
70	Matt Sichterman	OL
71	Matt Farniok	OL
72	Nick Virka	OL
73	Broc Bando	OL
75	Fyn Anderson	DL
75	Trent Hixson	OL
76	Brenden Jaimes	OL
81	Keaton Henry	TE
82	Colton Feist	DL
82	Kurt Rafdal	TE
83	Bryan Reimers	WR
84	Jordan Ober	LS
85	Wyatt Liewer	WR
86	Jack Stoll	TE
87	Conor Young	WR
88	Jaron Woodyard	WR
89	Todd Honas	WR
90	Ben Lingenfelter	DL
90	Jackson Walker	P
91	Freedom Akinmoladun	DL
91	Cameron Pieper	LS
92	Chase Urbach	LS
92	Tate Wildeman	DL
93	Damion Daniels	DL
94	Khalil Davis	DL
94	Cade Mueller	LS
95	Alec Cromer	P
95	Ben Stille	DL
96	Carlos Davis	DL
96	Noah McCashland	PK
97	Deontre Thomas	DL
98	Isaac Armstrong	P
98	Casey Rogers	DL
99	Peyton Newell	DL



# 1 TYJON LINDSEY

5-9 | 200 | SO. | WR

CORONA, CALIF.

## 2018 SEASON HIGHLIGHTS

- Did not have a catch, but had two carries for 9 yards vs. Colorado
- Recorded his first catch of the season vs. Troy

## 2018 GAME-BY-GAME

OPPONENT	REC.	YDS	TD	LONG
Colorado	0	0	0	0
Troy	1	6	0	6

at Michigan  
 Purdue  
 at Wisconsin  
 at Northwestern  
 Minnesota  
 at Ohio St.  
 Illinois  
 Michigan St.  
 at Iowa

## CAREER RECEIVING STATS

YEAR	G/S	REC.	YDS	Y/R	Y/G	TD
2017	12/1	12	76	6.3	6.3	0
2018	2/0	1	6	6.0	3.0	0
<b>TOTAL</b>	<b>14/1</b>	<b>13</b>	<b>82</b>	<b>6.3</b>	<b>5.9</b>	<b>0</b>


RUSHING: 9 att., 13 yds, 0 TD

KICKOFF RETURNS: 1 att., 17 yds, 0 TD

PUNT RETURNS: 4 att., -2 yds, 0 TD

## CAREER HIGHS

Receptions	3 twice
Receiving Yards	18 vs. No. Illinois (2017)
Receiving Touchdowns	none
Long Reception	14 vs. Ohio St. (2017)



# 2 ADRIAN MARTINEZ

6-2 | 220 | FR. | QB

FRESNO, CALIF.

## CAREER HONORS

- Nebraska Scholar-Athlete Honor Roll (Spring 2018)
- Athlon National Freshman of the Week (9/10)

## NEBRASKA RECORDS

- Game Passing Yards by a True Freshman (187 vs. Colorado)
- Game Total Offense by a True Freshman (304 vs. Colorado)
- Game Rushing Yards by a True Freshman Quarterback (117 vs. Colorado)

## CAREER NOTES

- Is the only true freshman quarterback to start the season opener in Nebraska history
- Is 1 of 2 freshmen quarterbacks to start a season opener in NU history (also Taylor Martinez as a redshirt freshman in 2010 vs. Western Ky.)
- Is 1 of 3 true freshmen to start at quarterback in Husker history (also Tommie Frazier in 1993 and Cody Green in 2009)

## 2018 SEASON HIGHLIGHTS

- Set Nebraska true freshman records for passing yards (187) and total offense (304 yards) in season opener against Colorado
- Also ran for 117 yards against the Buffs, the first 100-yard rushing game by a true freshman quarterback in Nebraska history
- Marked the first 100-yard rushing game by an NU quarterback since 2016 (Tommy Armstrong Jr.)
- 41-yard touchdown run vs. CU was the longest by a Husker quarterback since a 42-yard run by Tommy Armstrong Jr. in 2014
- Left the game in the fourth quarter with an injury
- Missed the Troy game due to a knee injury

## 2018 PASSING GAME-BY-GAME

OPPONENT	COMP-ATT	YDS	TD	INT
Colorado	15-20	187	1	1
Troy	-	-	-	-
at Michigan				
Purdue				
at Wisconsin				
at Northwestern				
Minnesota				
at Ohio St.				
Illinois				
Michigan St.				
at Iowa				

## 2018 RUSHING GAME-BY-GAME

OPPONENT	ATT.	YDS	TD	LONG
Colorado	15	117	2	41
Troy	-	-	-	-
at Michigan				
Purdue				
at Wisconsin				
at Northwestern				
Minnesota				
at Ohio St.				
Illinois				
Michigan St.				
at Iowa				

## CAREER PASSING STATS

YEAR	G/S	CMP-ATT	PCT	YDS	TD	INT
2018	1/1	15-20	75.0	187	1	1

## CAREER RUSHING STATS

YEAR	G/S	ATT.	NET	Y/A	Y/G	TD
2018	1/1	15	117	7.8	117.0	2


## CAREER PASSING HIGHS

Attempts	20 vs. Colorado (2018)
Completions	15 vs. Colorado (2018)
Yards	187 vs. Colorado (2018)
Touchdowns	1 vs. Colorado (2018)
Long Completion	57 vs. Colorado (TD) (2018)

## CAREER RUSHING HIGHS

Attempts	15 vs. Colorado (2018)
Yards	117 vs. Colorado (2018)
Touchdowns	2 vs. Colorado (2018)
Long Rush	41 vs. Colorado (TD) (2018)





## 3 WILL HONAS

6-1 | 235 | JR. | ILB

WICHITA, KAN.

### CAREER HONORS

- Nebraska Scholar-Athlete Honor Roll (Spring 2018)

### CAREER NOTES

- Came to Nebraska from Butler CC in Kansas, where he totaled 117 tackles in 2 years

### PERSONAL NOTES

- His cousin, Todd Honas, is a sophomore wide receiver for the Huskers

### 2018 SEASON HIGHLIGHTS

- Had two tackles in his debut vs. Colorado
- Saw extensive action vs. Troy after Mohamed Barry's first-half targeting ejection and had a career-high eight tackles, including his first career TFL and first career hurry

### 2018 GAME-BY-GAME

OPPONENT	UT-AT-TT	TFL-YD	SACK-YD
Colorado	0-2-2	0-0	0.0-0
Troy	3-5-8	1-1	0.0-0

at Michigan

Purdue

at Wisconsin

at Northwestern

Minnesota

at Ohio St.

Illinois

Michigan St.

at Iowa

### CAREER TACKLE STATS

YEAR	G/S	UT	AT	TT	TFL-YD	SCK-YD
2018	2/0	3	7	10	1-1	0.0-0

### CAREER MISCELLANEOUS STATS

YEAR	FF	FR	PBU	INT	QBH	BLK
2018	0	0	0	0	1	0

### CAREER HIGHS

<b>Tackles</b>	8 vs. Troy
<b>TFLs</b>	1 vs. Troy
<b>Sacks</b>	none
<b>Breakups</b>	none



## 4 CALEB TANNOR

6-2 | 210 | FR. | OLB

STONE MOUNTAIN, GA.

### 2018 SEASON HIGHLIGHTS

- Had one solo tackle on special teams in his Husker debut against Colorado

### 2018 GAME-BY-GAME

OPPONENT	UT-AT-TT	TFL-YD	SACK-YD
Colorado	1-0-1	0-0	0.0-0
Troy	0-0-0	0-0	0.0-0

at Michigan

Purdue

at Wisconsin

at Northwestern

Minnesota

at Ohio St.

Illinois

Michigan St.

at Iowa

### CAREER TACKLE STATS

YEAR	G/S	UT	AT	TT	TFL-YD	SCK-YD
2018	2/0	1	0	1	0-0	0.0-0

### CAREER MISCELLANEOUS STATS

YEAR	FF	FR	PBU	INT	QBH	BLK
2018	0	0	0	0	0	0

### CAREER HIGHS

<b>Tackles</b>	1 vs. Colorado (2018)
<b>TFLs</b>	none
<b>Sacks</b>	none
<b>Breakups</b>	none



## 5 DEDRICK YOUNG II

6-1 | 245 | SR. | ILB

PEORIA, ARIZ.

### CAREER HONORS

- BTN All-Freshman Team (2015)
- Nebraska Newcomer of the Year (2015)
- Academic All-Big Ten (2016)
- Nebraska Scholar-Athlete Honor Roll (Spring 2015)
- 2-Time Brook Berringer Citizenship Team
- 2-Time Tom Osborne Citizenship Team

### NEBRASKA RECORDS

- Season Tackles by a True Freshman (61 in 2015)

### CAREER NOTES

- 4th Husker to record 200 career tackles prior to his senior season
- 201 tackles were most by a Husker entering his senior season since Barrett Ruud - Young's position coach - in 2004 (289)
- 32 starts rank 2nd among Big Ten linebackers behind Wisconsin's T.J. Edwards (41)
- 31st in NU history with 213 career tackles

### 2018 SEASON HIGHLIGHTS

- Tied his career high with two TFLs as part of a nine-tackle performance against Colorado

### 2018 GAME-BY-GAME

OPPONENT	UT-AT-TT	TFL-YD	SACK-YD
Colorado	4-5-9	2-3	0.0-0
Troy	2-1-3	1-0	0.0-0

at Michigan

Purdue

at Wisconsin

at Northwestern

Minnesota

at Ohio St.

Illinois

Michigan St.

at Iowa

### CAREER TACKLE STATS

YEAR	G/S	UT	AT	TT	TFL-YD	SCK-YD
2015	12/11	25	36	61	5-8	0.0-0
2016	12/9	34	26	60	4-5	1.0-3
2017	12/11	33	47	80	4-9	1.0-5
2018	2/2	6	6	12	3-3	0.0-0
<b>TOTAL</b>	<b>38/33</b>	<b>98</b>	<b>115</b>	<b>213</b>	<b>16-25</b>	<b>2.0-8</b>

### CAREER MISCELLANEOUS STATS

YEAR	FF	FR	PBU	INT	QBH	BLK
2015	0	0	3	0	2	0
2016	1	0	4	0	2	0
2017	0	0	1	0	1	0
2018	0	0	0	0	0	0
<b>TOTAL</b>	<b>1</b>	<b>0</b>	<b>8</b>	<b>0</b>	<b>5</b>	<b>0</b>

### CAREER HIGHS

<b>Tackles</b>	14 vs. Ohio St. (2017)
<b>TFLs</b>	2 four times
<b>Sacks</b>	1.0 twice
<b>Breakups</b>	2 vs. Purdue (2016)



# 7 MOHAMED BARRY

6-1 | 230 | JR. | ILB  
GRAYSON, GA.

## CAREER HONORS

- 2-Time Academic All-Big Ten
- 3-Time Nebraska Scholar-Athlete Honor Roll
- 3-Time Brook Berringer Citizenship Team
- 3-Time Tom Osborne Citizenship Team

## PERSONAL NOTES

- Was born in Atlanta, but moved to the Republic of Guinea in Africa when he was 1 before moving back to the U.S. to start kindergarten

## 2018 SEASON HIGHLIGHTS

- Leads Nebraska with 15 tackles despite missing the final two-and-a-half quarters vs. Troy due to a targeting ejection
- Had a career-high 12 tackles against Colorado while starting a season opener for the first time
- Marked the first double-digit tackle game of his career, eclipsing his previous career high of eight tackles vs. Ohio State in 2017

## 2018 GAME-BY-GAME

OPPONENT	UT-AT-TT	TFL-YD	SACK-YD
Colorado	4-8-12	1-6	0.0-0
Troy	2-1-3	0-0	0.0-0
at Michigan			
Purdue			
at Wisconsin			
at Northwestern			
Minnesota			
at Ohio St.			
Illinois			
Michigan St.			
at Iowa			

## CAREER TACKLE STATS

YEAR	G/S	UT	AT	TT	TFL-YD	SCK-YD
2015		Redshirt				
2016	13/0	0	6	6	0-0	0.0-0
2017	12/2	15	23	38	1-1	0.0-0
2018	2/2	6	9	15	1-6	0.0-0
<b>TOTAL</b>	<b>27/4</b>	<b>21</b>	<b>38</b>	<b>59</b>	<b>2-7</b>	<b>0.0-0</b>

## CAREER MISCELLANEOUS STATS

YEAR	FF	FR	PBU	INT	QBH	BLK
2015	Redshirt					
2016	0	1	0	0	0	0
2017	0	0	1	0	0	0
2018	0	0	0	0	1	0
<b>TOTAL</b>	<b>0</b>	<b>1</b>	<b>1</b>	<b>0</b>	<b>1</b>	<b>0</b>

## CAREER HIGHS

<b>Tackles</b>	12 vs. Colorado (2018)
<b>TFLs</b>	1 twice
<b>Sacks</b>	none
<b>Breakups</b>	1 at Penn St. (2017)



# 8 STANLEY MORGAN JR.

6-1 | 200 | SR. | WR  
NEW ORLEANS, LA.

## CAREER HONORS

- Team Captain (2018)
- Biletnikoff Award Nominee (2017 & 2018)
- 2nd-Team All-Big Ten (2017)
- Nebraska Newcomer of the Year (2015)
- Tom Osborne Citizenship Team (2017)
- Brook Berringer Citizenship Team (2017)

## NEBRASKA RECORDS

- Season Receiving Yards (986 in 2017)
- Season 100-Yard Receiving Games (5 in 2017)

## NEBRASKA RECORD WATCH

- Receptions (7th; 129)
- Receiving Yards (6th; 1,882)
- Receiving Touchdowns (t-5th; 16)
- 100-Yard Receiving Games (t-4th; 5)
- Consecutive Games with a Reception (t-4th; 28)\*

\*active streak

## CAREER NOTES

- Has caught a pass in 28 consecutive games and multiple passes in 15 straight games
- 28-game reception streak ranks 7th nationally
- 3rd in school history with 10 TD catches in 2017
- 5th in school history with 61 catches in 2017
- No. 2 receiving yardage game in school history (185 yards at Penn State in 2017)
- Led the Big Ten & ranked 15th nationally in receiving yards per game in 2017 (89.6)
- Led all Big Ten receivers & was 16th nationally in touchdown receptions in 2017 (10)
- Ranked 2nd in the Big Ten & 31st nationally in receiving yards in 2017 (986)

## 2018 SEASON HIGHLIGHTS

- Leads Nebraska with 10 catches and 139 receiving yards
- Biletnikoff nominee was ranked as the No. 48 player in the nation this summer by Sports Illustrated and as the No. 7 wide receiver by ESPN
- Has five catches in each of his first two games, extending his streak to 28 consecutive games with a reception and 15 straight games with multiple catches
- Caught a nine-yard touchdown pass against Troy for his first score of the season

## 2018 GAME-BY-GAME

OPPONENT	REC.	YDS	TD	LONG
Colorado	5	75	0	25
Troy	5	64	1	33
at Michigan				
Purdue				
at Wisconsin				
at Northwestern				
Minnesota				
at Ohio St.				
Illinois				
Michigan St.				
at Iowa				

## CAREER RECEIVING STATS

YEAR	G/S	REC.	YDS	Y/R	Y/G	TD
2015	13/3	25	304	12.2	22.8	3
2016	13/9	33	453	13.7	34.8	2
2017	11/8	61	986	16.2	89.6	10
2018	2/2	10	139	13.9	69.5	1
<b>TOTAL</b>	<b>39/22</b>	<b>129</b>	<b>1,882</b>	<b>14.6</b>	<b>48.3</b>	<b>16</b>

RUSHING: 2 att., 2 yds, 0 TD

## CAREER HIGHS

<b>Receptions</b>	8 at Illinois (2017)
<b>Receiving Yards</b>	185 at Penn State (2017)
<b>Receiving TDs</b>	2 twice
<b>Long Reception</b>	80 vs. Wisconsin (TD) (2017)

## CAREER RECEPTIONS

RK.	PLAYER, YEARS	REC.
1.	Kenny Bell, 2011-14	181
2.	Jordan Westerkamp, 2013-16	167
3.	Nate Swift, 2005-08	166
4.	Johnny Rodgers, 1970-72	143
5.	Terrence Nunn, 2004-07	136
6.	Marlon Lucky, 2005-08	135
7.	<b>Stanley Morgan Jr., 2015-18</b>	<b>129</b>

## CAREER RECEIVING YARDS

RK.	PLAYER, YEARS	YARDS
1.	Kenny Bell, 2011-14	2,689
2.	Johnny Rodgers, 1970-72	2,479
3.	Nate Swift, 2005-08	2,476
4.	Jordan Westerkamp, 2013-16	2,474
5.	<b>Stanley Morgan Jr., 2015-18</b>	<b>1,882</b>

## CAREER RECEIVING TOUCHDOWNS

RK.	PLAYER, YEARS	TDs
1.	Johnny Rodgers, 1970-72	25
2.	Nate Swift, 2005-08	22
3.	Kenny Bell, 2011-14	21
4.	Jordan Westerkamp, 2013-16	18
5.	Maurice Purify, 2006-07	16
	<b>Stanley Morgan Jr., 2015-18</b>	<b>16</b>

## CAREER 100-YARD RECEIVING GAMES

RK.	PLAYER, YEARS	TOTAL
1.	Johnny Rodgers, 1970-72	10
2.	Jordan Westerkamp, 2013-16	8
	Nate Swift, 2005-08	8
4.	Kenny Bell, 2011-14	5
	Niles Paul, 2007-10	5
	Irving Fryar, 1981-83	5
	<b>Stanley Morgan Jr., 2015-18</b>	<b>5</b>

## CONSECUTIVE GAMES WITH A CATCH

RK.	PLAYER, YEARS	TOTAL
1.	Johnny Rodgers, 1970-72	37
2.	Jordan Westerkamp, 2013-16	36
3.	Terrence Nunn, 2004-07	32
4.	Kenny Bell, 2011-14	28
	<b>Stanley Morgan Jr., 2015-18*</b>	<b>28</b>

\*active streak



# 10 JD SPIELMAN

5-9 | 185 | SO. | WR

EDEN PRAIRIE, MINN.

## CAREER HONORS

- Biletnikoff Award Watch List (2018)
- Paul Hornung Award Watch List (2018)
- Freshman All-American (2017)
- 3rd-Team All-Big Ten (2017, Coaches)
- Honorable-Mention All-Big Ten (2017, Media)
- Honorable-Mention All-Big Ten (KR, 2017)
- BTN All-Freshman Team (WR & KR, 2017)
- Nebraska Scout Team Offensive MVP (2016)
- Nebraska Scholar-Athlete Honor Roll (Spring 2015)

## NEBRASKA RECORDS

- Game Receiving Yards (200 vs. Ohio St., 2017)
- Freshman Season Receptions (55)
- Freshman Season Receiving Yards (830)
- Freshman Season All-Purpose Yards (1,572)
- Freshman Season 100-Yard Receiving Games (2)
- Freshman Game Receptions (11 vs. Ohio St.)

## CAREER NOTES

- Led all FBS freshmen with 830 receiving yards and 75.5 receiving yards per game in 2017
- 2nd among FBS freshmen with 142.9 all-purpose yards per game and 669 kickoff return yards
- Led the Big Ten with 88.1 receiving yards per game in conference games in 2017
- 13th nationally in all-purpose yards in 2017
- 1st career touch was a 99-yard kickoff return TD in the 2017 season opener vs. Arkansas St.
- 3rd-best receptions game in school history (11 vs. Ohio State in 2017)

## PERSONAL NOTES

- Is the adopted son of Minnesota Vikings General Manager Rick Spielman, and JD's uncle is former Ohio State All-American Chris Spielman

## 2018 SEASON HIGHLIGHTS

- Leads Nebraska with two touchdown receptions
- Caught NU's lone touchdown pass vs. Colorado with a 57-yard catch in the third quarter, the second-longest reception of his career
- Added a seven-yard touchdown against Troy
- Has matched his 2017 total with two touchdown receptions and has a TD catch in two consecutive games for the first time in his career
- His six catches against Troy are the highest total by a Husker this season
- Had 116 all-purpose yards against Troy, hitting the century mark for the eighth straight game

## 2018 RECEIVING GAME-BY-GAME

OPPONENT	REC.	YDS	TD	LONG
Colorado	3	67	1	57
Troy	6	45	1	16
at Michigan				
Purdue				
at Wisconsin				
at Northwestern				
Minnesota				
at Ohio St.				
Illinois				
Michigan St.				
at Iowa				

## CAREER RECEIVING STATS

YEAR	G/S	REC.	YDS	Y/R	Y/G	TD
2016						
			Redshirt			
2017	11/4	55	830	15.1	75.5	2
2018	2/2	9	112	12.4	56.0	2
<b>TOTAL</b>	<b>13/6</b>	<b>64</b>	<b>942</b>	<b>14.7</b>	<b>72.5</b>	<b>4</b>

RUSHING: 11 att., 77 yds, 0 TD

## CAREER KICKOFF RETURN STATS

YEAR	RET.	YDS	AVG.	TD	LG
2016					
			Redshirt		
2017	27	669	24.8	1	99
2018	5	105	21.0	0	31
<b>TOTAL</b>	<b>32</b>	<b>774</b>	<b>24.2</b>	<b>1</b>	<b>99</b>

## CAREER ALL-PURPOSE STATS

YEAR	RUSH	REC	PR	KR	TOT	Y/G
2016						
					Redshirt	
2017	73	830	0	669	1,572	142.9
2018	5	112	0	105	222	111.0
<b>TOTAL</b>	<b>78</b>	<b>942</b>	<b>0</b>	<b>774</b>	<b>1,794</b>	<b>138.0</b>

## CAREER OFFENSIVE HIGHS

<b>Receptions</b>	11 vs. Ohio St. (2017)
<b>Receiving Yards</b>	200 vs. Ohio St. (2017)*
<b>Receiving TDs</b>	1 four times
<b>Long Reception</b>	77 vs. Ohio St. (TD) (2017)
<b>Long Rush</b>	40 vs. Northwestern (2017)

\*school record

## CAREER RETURN HIGHS

<b>Kickoff Returns</b>	7 at Minnesota (2017)
<b>Kickoff Return Yards</b>	150 at Minnesota (2017)
<b>Kickoff Return TDs</b>	1 vs. Arkansas St. (2017)
<b>Long Return</b>	99 vs. Arkansas St. (TD) (2017)

## CAREER ALL-PURPOSE HIGHS

<b>Attempts</b>	16 twice
<b>Yards</b>	291 at Minnesota (2017)
<b>Touchdowns</b>	1 five times



# 11 AUSTIN ALLEN

6-8 | 245 | RFR. | TE

AURORA, NEB.

## CAREER HONORS

- 4-Time Nebraska Scholar-Athlete Honor Roll
- Brook Berringer Citizenship Team (2018)
- Tom Osborne Citizenship Team (2018)

## PERSONAL NOTES

- His father, Andrew, was a walk-on for the Husker football team in 1981

## 2018 SEASON HIGHLIGHTS

- Has appeared in both games this season but has yet to make his first career reception

## 2018 GAME-BY-GAME

OPPONENT	REC.	YDS	TD	LONG
Colorado	0	0	0	0
Troy	0	0	0	0
at Michigan				
Purdue				
at Wisconsin				
at Northwestern				
Minnesota				
at Ohio St.				
Illinois				
Michigan St.				
at Iowa				

## CAREER RECEIVING STATS

YEAR	G/S	REC.	YDS	Y/R	Y/G	TD
2017						
			Redshirt			
2018	1/0	0	0	0.0	0.0	0
<b>TOTAL</b>	<b>1/0</b>	<b>0</b>	<b>0</b>	<b>0.0</b>	<b>0.0</b>	<b>0</b>

## CAREER HIGHS

<b>Receptions</b>	none
<b>Receiving Yards</b>	none
<b>Receiving Touchdowns</b>	none
<b>Long Reception</b>	none



# 12 LUKE GIFFORD

6-3 | 245 | SR. | ILB

LINCOLN, NEB.

## CAREER HONORS

- Team Captain (2018)
- 4-Time Nebraska Scholar-Athlete Honor Roll
- Sam Foltz Hero 27 Leadership Award (2018)
- 4-Time Brook Berringer Citizenship Team
- 4-Time Tom Osborne Citizenship Team

## CAREER NOTES

- Is playing the 2018 season as a graduate

## 2018 NCAA RANKINGS (TOP 25)

- Sacks Per Game: 7th (1.25)
- Tackles For Loss Per Game: 10th (2.0)

## 2018 BIG TEN RANKINGS (TOP 5)

- Sacks Per Game: t-3rd (1.3)
- Tackles For Loss Per Game: t-5th (2.0)

## 2018 SEASON HIGHLIGHTS

- Leads Nebraska in TFLs (5) and sacks (2.5), both of which are career highs
- Set career highs in tackles (11), TFLs (3) and sacks (1.5) in season opener against Colorado
- Added two more TFLs vs. Troy, giving him a TFL in seven straight games dating back to 2017

## 2018 GAME-BY-GAME

OPPONENT	UT-AT-TT	TFL-YD	SACK-YD
Colorado	3-8-11	3-13	1.5-11
Troy	3-0-3	2-6	1.0-4
at Michigan			
Purdue			
at Wisconsin			
at Northwestern			
Minnesota			
at Ohio St.			
Illinois			
Michigan St.			
at Iowa			

## CAREER TACKLE STATS

YEAR	G/S	UT	AT	TT	TFL-YD	SCK-YD
2014		Redshirt				
2015	6/0	2	5	7	1-3	0.0-0
2016	4/0	0	1	1	0-0	0.0-0
2017	7/7	20	19	39	5-7	1.5-10
2018	2/2	6	8	14	5-19	2.5-15
<b>TOTAL</b>	<b>19/9</b>	<b>28</b>	<b>33</b>	<b>61</b>	<b>11-39</b>	<b>4.0-25</b>

## CAREER MISCELLANEOUS STATS

YEAR	FF	FR	PBU	INT	QBH	BLK
2014		Redshirt				
2015	0	0	0	0	0	0
2016	0	0	0	0	0	0
2017	0	0	1	1	0	0
2018	0	0	0	0	1	0
<b>TOTAL</b>	<b>0</b>	<b>0</b>	<b>1</b>	<b>1</b>	<b>1</b>	<b>0</b>

## CAREER HIGHS

<b>Tackles</b>	11 vs. Colorado (2018)
<b>TFLs</b>	3 vs. Colorado (2018)
<b>Sacks</b>	1.5 vs. Colorado (2018)
<b>Breakups</b>	1 at Oregon (2017)
<b>Interceptions</b>	1 vs. Rutgers (2017)



# 13 JOJO DOMANN

6-1 | 225 | SO. | S

COLORADO SPRINGS, COLO.

## CAREER HONORS

- Academic All-Big Ten (2017)
- 2-Time Nebraska Scholar-Athlete Honor Roll
- 2-Time Brook Berringer Citizenship Team
- 2-Time Tom Osborne Citizenship Team

## 2018 SEASON HIGHLIGHTS

- Had one special teams tackle in the season opener against Colorado after missing all of 2017 with an injury

## 2018 GAME-BY-GAME

OPPONENT	UT-AT-TT	TFL-YD	PBU	INT
Colorado	1-0-1	0-0	0	0
Troy		- DNP -		
at Michigan				
Purdue				
at Wisconsin				
at Northwestern				
Minnesota				
at Ohio St.				
Illinois				
Michigan St.				
at Iowa				

## CAREER TACKLE STATS

YEAR	G/S	UT	AT	TT	TFL-YD	SCK-YD
2016	13/0	5	3	8	0-0	0.0-0
2017		Redshirt (Injured)				
2018	1/0	1	0	1	0-0	0.0-0
<b>TOTAL</b>	<b>14/0</b>	<b>6</b>	<b>3</b>	<b>9</b>	<b>0-0</b>	<b>0.0-0</b>

## CAREER MISCELLANEOUS STATS

YEAR	FF	FR	PBU	INT	QBH	BLK
2016	1	0	0	0	0	0
2017		Redshirt (Injured)				
2018	0	0	0	0	0	0
<b>TOTAL</b>	<b>1</b>	<b>0</b>	<b>0</b>	<b>0</b>	<b>0</b>	<b>0</b>

## CAREER HIGHS

<b>Tackles</b>	2 vs. Tennessee (2016)
<b>TFLs</b>	none
<b>Sacks</b>	none
<b>Breakups</b>	none
<b>Interceptions</b>	none



# 14 TRE NEAL

6-1 | 215 | SR. | S

ATLANTA, GA.

## CAREER NOTES

- Graduate transfer from UCF
- Played in 38 games with 18 starts at UCF
- Started all 13 games in UCF's 2017 perfect 13-0 season
- Has started 15 consecutive games, including his junior season at UCF in 2017

## 2018 SEASON HIGHLIGHTS

- Started the season opener vs. Colorado and had five tackles in his Husker debut
- Had his first breakup and TFL as a Husker against Troy while totaling seven tackles

## 2018 GAME-BY-GAME

OPPONENT	UT-AT-TT	TFL-YD	PBU	INT
Colorado	2-3-5	0-0	0	0
Troy	3-4-7	1-2	1	0
at Michigan				
Purdue				
at Wisconsin				
at Northwestern				
Minnesota				
at Ohio St.				
Illinois				
Michigan St.				
at Iowa				

## CAREER TACKLE STATS

YEAR	G/S	UT	AT	TT	TFL-YD	SCK-YD
2014		Redshirt				
2015	12/5	30	25	55	1-1	0.0-0
2016	13/0	11	10	21	0-0	0.0-0
2017	13/13	41	27	68	2-3	0.0-0
2018	2/2	5	7	12	1-4	0.0-0
<b>TOTAL</b>	<b>40/20</b>	<b>87</b>	<b>69</b>	<b>156</b>	<b>4-8</b>	<b>0.0-0</b>

## CAREER MISCELLANEOUS STATS

YEAR	FF	FR	PBU	INT	QBH	BLK
2014		Redshirt				
2015	0	1	3	0	0	0
2016	1	0	0	0	0	1
2017	1	1	3	3	0	0
2018	0	0	1	0	0	0
<b>TOTAL</b>	<b>2</b>	<b>2</b>	<b>7</b>	<b>3</b>	<b>0</b>	<b>1</b>

## CAREER HIGHS

<b>Tackles</b>	13 at Cincinnati (2015)*
<b>TFLs</b>	1 three times*
<b>Sacks</b>	none
<b>Breakups</b>	1 six times*
<b>Interceptions</b>	1 three times*

\*at UCF





# 17 ANDREW BUNCH

6-1 | 210 | SO. | QB

THOMPSON'S STATION, TENN.

## CAREER HONORS

- Nebraska Scholar-Athlete Honor Roll (Spring 2018)

## CAREER NOTES

- Threw for 1,331 yards and 13 touchdowns as a freshman at Scottsdale CC in 2016

## PERSONAL NOTES

- His father, David, was a walk-on receiver at Nebraska in the 1970s

## 2018 SEASON HIGHLIGHTS

- Made his career debut against Colorado, throwing for 49 yards off the bench in the 4th quarter
- Made his first career start against Troy and set career highs in every category, throwing for 177 yards and his first two career touchdowns

## 2018 PASSING GAME-BY-GAME

OPPONENT	COMP-ATT	YDS	TD	INT
Colorado	4-9	49	0	0
Troy	19-27	177	2	2
at Michigan				
Purdue				
at Wisconsin				
at Northwestern				
Minnesota				
at Ohio St.				
Illinois				
Michigan St.				
at Iowa				

## CAREER PASSING STATS

YEAR	G/S	CMP-ATT	PCT	YDS	TD	INT
2017		Redshirt				
2018	2/1	23-36	63.9	226	2	2
<b>TOTAL</b>	<b>2/1</b>	<b>23-36</b>	<b>63.9</b>	<b>226</b>	<b>2</b>	<b>2</b>

## CAREER RUSHING STATS

YEAR	G/S	ATT.	NET	Y/A	Y/G	TD
2017		Redshirt				
2018	2/1	11	6	0.5	3.0	0
<b>TOTAL</b>	<b>2/1</b>	<b>11</b>	<b>6</b>	<b>0.5</b>	<b>3.0</b>	<b>0</b>

## CAREER PASSING HIGHS

Attempts	27 vs. Troy (2018)
Completions	19 vs. Troy (2018)
Yards	177 vs. Troy (2018)
Touchdowns	2 vs. Troy (2018)
Long Completion	33 vs. Troy (2018)

## CAREER RUSHING HIGHS

Attempts	10 vs. Troy (2018)
Yards	6 vs. Troy (2018)
Touchdowns	none
Long Rush	11 vs. Troy (2018)



# 17 CAM TAYLOR

6-0 | 205 | FR. | CB

MONTGOMERY, ALA.

## CAREER NOTES

- Taylor played quarterback in high school, throwing for 1,466 yards and 16 TDs and rushing for 1,030 yards and 14 TDs as a senior

## 2018 NCAA RANKINGS (TOP 25)

- Fumbles Recovered: 23rd (1)

## 2018 BIG TEN RANKINGS (TOP 5)

- Fumbles Recovered: t-3rd (1)

## 2018 SEASON HIGHLIGHTS

- Was the lone true freshman to play a defensive snap in the season opener against Colorado
- Recovered a fumble on punt coverage that set up a Husker field goal against Troy

## 2018 GAME-BY-GAME

OPPONENT	UT-AT-TT	TFL-YD	PBU	INT
Colorado	1-0-1	0-0	0	0
Troy	0-0-0	0-0	0	0
at Michigan				
Purdue				
at Wisconsin				
at Northwestern				
Minnesota				
at Ohio St.				
Illinois				
Michigan St.				
at Iowa				

## CAREER TACKLE STATS

YEAR	G/S	UT	AT	TT	TFL-YD	SCK-YD
2018	2/0	1	0	1	0-0	0-0-0

## CAREER MISCELLANEOUS STATS

YEAR	FF	FR	PBU	INT	QBH	BLK
2018	0	1	0	0	0	0

## CAREER HIGHS

Tackles	1 vs. Colorado (2018)
TFLs	none
Sacks	none
Breakups	none
Interceptions	none



# 19 MIKE WILLIAMS

5-10 | 185 | JR. | WR

LAKE CITY, FLA.

## CAREER HONORS

- Nebraska Scholar-Athlete Honor Roll (Spring 2018)

## CAREER NOTES

- Came to Nebraska from East Mississippi CC, the 2017 National Junior College Athletic Association national champion
- Began his career at Georgia Southern (2016)

## 2018 SEASON HIGHLIGHTS

- Had three catches for 40 yards in his Husker debut against Colorado, matching his total of three catches in 11 games as a freshman at Georgia Southern in 2016 and exceeding his receiving yardage total at Georgia Southern (27)

## 2018 GAME-BY-GAME

OPPONENT	REC.	YDS	TD	LONG
Colorado	3	40	0	19
Troy	0	0	0	0
at Michigan				
Purdue				
at Wisconsin				
at Northwestern				
Minnesota				
at Ohio St.				
Illinois				
Michigan St.				
at Iowa				

## CAREER RECEIVING STATS

YEAR	G/S	REC.	YDS	Y/R	Y/G	TD
2016*	11/0	3	27	9.0	2.5	0
2017						
2018	2/1	3	40	13.3	40.0	0
<b>TOTAL</b>	<b>13/1</b>	<b>6</b>	<b>67</b>	<b>11.2</b>	<b>5.6</b>	<b>0</b>

\*at Georgia Southern

## CAREER HIGHS

Receptions	3 vs. Colorado (2018)
Receiving Yards	40 vs. Colorado (2018)
Receiving Touchdowns	none
Long Reception	23 vs. New Mexico St. (2016)*

\*at Georgia Southern



## 21 LAMAR JACKSON

6-3 | 215 | JR. | DB  
ELK GROVE, CALIF.

### CAREER HONORS

- Nebraska Scholar-Athlete Honor Roll (Spring 2018)

### CAREER NOTES

- Has started 14 consecutive games at corner

### 2018 BIG TEN RANKINGS (TOP 5)

- Interceptions Per Game: t-4th (0.5)

### 2018 SEASON HIGHLIGHTS

- Had his first career interception vs. Troy, the first pick by a Husker cornerback in 21 games

### 2018 GAME-BY-GAME

OPPONENT	UT-AT-TT	TFL-YD	PBU	INT
Colorado	0-1-1	0-0	0	0
Troy	0-2-2	0-0	1	1
at Michigan				
Purdue				
at Wisconsin				
at Northwestern				
Minnesota				
at Ohio St.				
Illinois				
Michigan St.				
at Iowa				

### CAREER TACKLE STATS

YEAR	G/S	UT	AT	TT	TFL-YD	SCK-YD
2016	13/1	14	3	17	2-14	1.0-11
2017	12/12	27	11	38	0-0	0.0-0
2018	2/2	0	3	3	0-0	0.0-0
<b>TOTAL</b>	<b>27/15</b>	<b>41</b>	<b>17</b>	<b>58</b>	<b>2-14</b>	<b>1.0-11</b>

### CAREER MISCELLANEOUS STATS

YEAR	FF	FR	PBU	INT	QBH	BLK
2016	0	0	0	0	0	0
2017	0	0	3	0	0	0
2018	0	0	1	1	0	0
<b>TOTAL</b>	<b>0</b>	<b>0</b>	<b>4</b>	<b>1</b>	<b>0</b>	<b>0</b>

### CAREER HIGHS

<b>Tackles</b>	8 at Purdue (2017)
<b>TFLs</b>	2 vs. Fresno St. (2016)
<b>Sacks</b>	1.0 vs. Fresno St. (2016)
<b>Breakups</b>	1 four times
<b>Interceptions</b>	1 vs. Troy (2018)



## 22 ALEX DAVIS

6-5 | 255 | JR. | OLB  
RIVIERA BEACH, FLA.

### CAREER HONORS

- Nebraska Scout Team Defensive MVP (2015)
- Nebraska Scholar-Athlete Honor Roll (Spring 2016)
- 2-Time Brook Berringer Citizenship Team
- 2-Time Tom Osborne Citizenship Team

### 2018 SEASON HIGHLIGHTS

- Made his first tackle of the season on special teams against Troy

### 2018 GAME-BY-GAME

OPPONENT	UT-AT-TT	TFL-YD	SACK-YD
Colorado	0-0-0	0-0	0.0-0
Troy	0-1-1	0-0	0.0-0
at Michigan			
Purdue			
at Wisconsin			
at Northwestern			
Minnesota			
at Ohio St.			
Illinois			
Michigan St.			
at Iowa			

### CAREER TACKLE STATS

YEAR	G/S	UT	AT	TT	TFL-YD	SCK-YD
2015						
		Redshirt				
2016	13/0	0	2	2	0-0	0.0-0
2017	12/5	10	7	17	4-11	1.5-5
2018	2/0	0	1	1	0-0	0.0-0
<b>TOTAL</b>	<b>27/5</b>	<b>10</b>	<b>10</b>	<b>20</b>	<b>4-11</b>	<b>1.5-5</b>

### CAREER MISCELLANEOUS STATS

YEAR	FF	FR	PBU	INT	QBH	BLK
2015						
	Redshirt					
2016	0	0	0	0	0	0
2017	0	0	0	0	0	0
2018	0	0	0	0	0	0
<b>TOTAL</b>	<b>0</b>	<b>0</b>	<b>0</b>	<b>0</b>	<b>0</b>	<b>0</b>

### CAREER HIGHS

<b>Tackles</b>	4 vs. Northwestern (2017)
<b>TFLs</b>	2 vs. Iowa (2017)
<b>Sacks</b>	1.0 at Penn St. (2017)
<b>Breakups</b>	none
<b>Interceptions</b>	none



## 22 DEVINE OZIGBO

6-0 | 235 | SR. | RB  
SACHSE, TEXAS

### CAREER HONORS

- Nebraska Scholar-Athlete Honor Roll (Fall 2016)

### CAREER NOTES

- 1 of 65 Huskers to rush for 1,000 career yards
- 52nd in school history in career rushing yards (1,199)

### 2018 SEASON HIGHLIGHTS

- Ran for 60 yards and a touchdown vs. Colorado and added two catches for 17 yards
- Only Husker running back to score a touchdown through the season's first two games

### 2018 GAME-BY-GAME

OPPONENT	ATT.	YDS	TD	LONG
Colorado	14	60	1	8
Troy	9	25	0	11
at Michigan				
Purdue				
at Wisconsin				
at Northwestern				
Minnesota				
at Ohio St.				
Illinois				
Michigan St.				
at Iowa				

### CAREER STATS

YEAR	G/S	ATT.	NET	Y/A	Y/G	TD
2015	11/0	38	209	5.5	19.0	1
2016	11/1	97	412	4.2	37.5	5
2017	10/3	129	493	3.8	49.3	3
2018	2/0	23	85	3.7	42.5	1
<b>TOTAL</b>	<b>34/4</b>	<b>287</b>	<b>1,199</b>	<b>4.2</b>	<b>35.3</b>	<b>10</b>

RECEIVING: 29 rec., 309 yds, 0 TD

### CAREER HIGHS

<b>Attempts</b>	24 vs. Rutgers (2017)
<b>Yards</b>	112 vs. Wisconsin (2017)
<b>Touchdowns</b>	2 vs. Fresno St. (2016)
<b>Long Rush</b>	42 vs. Tennessee (2016)
<b>Receptions</b>	6 at Purdue (2017)
<b>Receiving Yards</b>	42 at Purdue (2017)



## 23 DICAPRIO BOOTLE

5-10 | 190 | SO. | DB  
MIAMI, FLA.

### CAREER HONORS

- Academic All-Big Ten (2017)
- Nebraska Scholar-Athlete Honor Roll (Fall 2016)
- Brook Berringer Citizenship Team (2018)
- Tom Osborne Citizenship Team (2018)

### 2018 SEASON HIGHLIGHTS

- Started and had three tackles and his first two career pass breakups against Colorado

### 2018 GAME-BY-GAME

OPPONENT	UT-AT-TT	TFL-YD	PBU	INT
Colorado	1-2-3	0-0	2	0
Troy	0-1-1	0-0	0	0
at Michigan				
Purdue				
at Wisconsin				
at Northwestern				
Minnesota				
at Ohio St.				
Illinois				
Michigan St.				
at Iowa				

### CAREER TACKLE STATS

YEAR	G/S	UT	AT	TT	TFL-YD	SCK-YD
2016		Redshirt				
2017	12/1	11	4	15	1-1	0.0-0
2018	2/2	1	3	4	0-0	0.0-0
<b>TOTAL</b>	<b>14/3</b>	<b>12</b>	<b>7</b>	<b>19</b>	<b>1-1</b>	<b>0.0-0</b>

### CAREER MISCELLANEOUS STATS

YEAR	FF	FR	PBU	INT	QBH	BLK
2016		Redshirt				
2017	0	0	0	0	0	0
2018	0	0	2	0	0	0
<b>TOTAL</b>	<b>0</b>	<b>0</b>	<b>2</b>	<b>0</b>	<b>0</b>	<b>0</b>

### CAREER HIGHS

<b>Tackles</b>	4 at Oregon (2017)
<b>TFLs</b>	1 vs. Ohio St. (2017)
<b>Sacks</b>	none
<b>Breakups</b>	2 vs. Colorado (2018)
<b>Interceptions</b>	none



## 24 AARON WILLIAMS

5-11 | 190 | SR. | DB  
ATLANTA, GA.

### CAREER HONORS

- Nebraska Scholar-Athlete Honor Roll (Spring 2015)

### 2018 SEASON HIGHLIGHTS

- Leads the Husker secondary and is fourth overall on the team with 13 tackles through two games
- Had eight tackles off the bench vs. Colorado
- Made his first start of the season against Troy and recorded his first pass breakup of 2018

### 2018 GAME-BY-GAME

OPPONENT	UT-AT-TT	TFL-YD	PBU	INT
Colorado	4-4-8	0-0	0	0
Troy	3-2-5	0-0	1	0
at Michigan				
Purdue				
at Wisconsin				
at Northwestern				
Minnesota				
at Ohio St.				
Illinois				
Michigan St.				
at Iowa				

### CAREER TACKLE STATS

YEAR	G/S	UT	AT	TT	TFL-YD	SCK-YD
2015	13/3	17	7	24	3-9	0.0-0
2016	13/11	32	30	62	6-22	2.0-18
2017	9/8	31	17	48	1-4	0.0-0
2018	2/1	7	6	13	0-0	0.0-0
<b>TOTAL</b>	<b>37/23</b>	<b>87</b>	<b>60</b>	<b>147</b>	<b>10-35</b>	<b>2.0-18</b>

### CAREER MISCELLANEOUS STATS

YEAR	FF	FR	PBU	INT	QBH	BLK
2015	0	0	0	0	0	0
2016	0	0	7	3	0	0
2017	0	1	3	2	0	0
2018	0	0	1	0	1	0
<b>TOTAL</b>	<b>0</b>	<b>1</b>	<b>11</b>	<b>5</b>	<b>1</b>	<b>0</b>

### CAREER HIGHS

<b>Tackles</b>	12 at Oregon (2017)
<b>TFLs</b>	1 10 times
<b>Sacks</b>	1.0 twice
<b>Breakups</b>	2 vs. Maryland (2016)
<b>Interceptions</b>	1 five times



## 25 GREG BELL

6-0 | 205 | JR. | RB  
CHULA VISTA, CALIF.

### CAREER HONORS

- Nebraska Scholar-Athlete Honor Roll (Spring 2018)

### CAREER NOTES

- Came to Nebraska from Arizona Western CC, where he was teammates with Husker wide receiver Jaron Woodyard
- Was a two-time first-team junior college All-American at Arizona Western
- Ran for 2,404 yards (114.5 yards per game) in his two seasons

### 2018 SEASON HIGHLIGHTS

- Is Nebraska's leading rusher with 168 yards through the season's first two games
- Ran for 104 yards in his Husker debut vs. Colorado, averaging 8.0 yards per carry
- His 45-yard carry in the second quarter vs. CU was the longest rush by a Husker in 21 games
- NU's second-leading rusher vs. Troy (64 yards)

### 2018 GAME-BY-GAME

OPPONENT	ATT.	YDS	TD	LONG
Colorado	13	104	0	45
Troy	14	64	0	14
at Michigan				
Purdue				
at Wisconsin				
at Northwestern				
Minnesota				
at Ohio St.				
Illinois				
Michigan St.				
at Iowa				

### CAREER STATS

YEAR	G/S	ATT.	NET	Y/A	Y/G	TD
2018	2/2	27	168	6.2	84.0	0

### CAREER HIGHS

<b>Attempts</b>	14 vs. Troy (2018)
<b>Yards</b>	104 vs. Colorado (2018)
<b>Touchdowns</b>	none
<b>Long Rush</b>	45 vs. Colorado (2018)





## 25 ANTONIO REED

6-2 | 215 | SR. | DB

MEMPHIS, TENN.

### CAREER HONORS

- Brook Berringer Citizenship Team (2017)
- Tom Osborne Citizenship Team (2017)

### 2018 SEASON HIGHLIGHTS

- Started his first season opener against Colorado and registered four tackles
- Added five tackles off the bench vs. Troy

### 2018 GAME-BY-GAME

OPPONENT	UT-AT-TT	TFL-YD	PBU	INT
Colorado	1-3-4	0-0	0	0
Troy	4-1-5	0-0	0	0
at Michigan				
Purdue				
at Wisconsin				
at Northwestern				
Minnesota				
at Ohio St.				
Illinois				
Michigan St.				
at Iowa				

### CAREER TACKLE STATS

YEAR	G/S	UT	AT	TT	TFL-YD	SCK-YD
2015	13/0	9	1	10	0-0	0.0-0
2016	12/1	14	8	22	0-0	0.0-0
2017	10/4	24	18	42	2-5	0.0-0
2018	2/1	5	4	9	0-0	0.0-0
<b>TOTAL</b>	<b>37/6</b>	<b>52</b>	<b>31</b>	<b>83</b>	<b>2-5</b>	<b>0.0-0</b>

### CAREER MISCELLANEOUS STATS

YEAR	FF	FR	PBU	INT	QBH	BLK
2015	2	0	0	0	0	0
2016	0	0	2	0	1	0
2017	1	0	1	1	0	0
2018	0	0	0	0	0	0
<b>TOTAL</b>	<b>3</b>	<b>0</b>	<b>3</b>	<b>1</b>	<b>1</b>	<b>0</b>

### CAREER HIGHS

<b>Tackles</b>	15 at Minnesota (17)
<b>TFLs</b>	1 twice
<b>Sacks</b>	none
<b>Breakups</b>	1 three times
<b>Interceptions</b>	1 vs. Rutgers (2017)



## 28 MAURICE WASHINGTON

6-1 | 190 | FR. | RB

STOCKTON, CALIF.

### 2018 SEASON HIGHLIGHTS

- 3rd among all FBS freshmen with an average of 5.73 yards per carry
- 7th among all FBS freshmen (6th among RBs) with an average of 63.0 rushing yards per game
- 2nd on the team in rushing (126 yards) and leads all NU running backs with 5.7 yards per carry
- Debuted with 34 rushing yards, 16 receiving yards and 50 yards from scrimmage in the season opener against Colorado
- Ran for a career-high 92 yards vs. Troy, the most rushing yards by a true freshman Husker running back since Imani Cross ran for 100 yards vs. Idaho State on Sept. 22, 2012

### 2018 GAME-BY-GAME

OPPONENT	ATT.	YDS	TD	LONG
Colorado	8	34	0	10
Troy	14	92	0	29
at Michigan				
Purdue				
at Wisconsin				
at Northwestern				
Minnesota				
at Ohio St.				
Illinois				
Michigan St.				
at Iowa				

### CAREER STATS

YEAR	G/S	ATT.	NET	Y/A	Y/G	TD
2018	2/0	22	126	5.7	63.0	0

RECEIVING: 5 rec., 30 yds, 0 TD

### CAREER HIGHS

<b>Attempts</b>	14 vs. Troy (2018)
<b>Yards</b>	29 vs. Troy (2018)
<b>Touchdowns</b>	none
<b>Long Rush</b>	29 vs. Troy (2018)
<b>Receptions</b>	3 vs. Troy (2018)
<b>Receiving Yards</b>	16 vs. Colorado (2018)
<b>Long Reception</b>	14 vs. Colorado (2018)



## 31 COLLIN MILLER

6-3 | 245 | SO. | OLB

FISHERS, IND.

### CAREER HONORS

- Nebraska Scout Team Defensive MVP (2016)
- Academic All-Big Ten (2015 & 2016)
- Nebraska Scholar-Athlete Honor Roll (Spring 2017)

### 2018 SEASON HIGHLIGHTS

- Has posted one special teams tackle in each of the first two games

### 2018 GAME-BY-GAME

OPPONENT	UT-AT-TT	TFL-YD	SACK-YD
Colorado	1-0-1	0-0	0.0-0
Troy	0-1-1	0-0	0.0-0
at Michigan			
Purdue			
at Wisconsin			
at Northwestern			
Minnesota			
at Ohio St.			
Illinois			
Michigan St.			
at Iowa			

### CAREER TACKLE STATS

YEAR	G/S	UT	AT	TT	TFL-YD	SCK-YD
2016		Redshirt				
2017	12/0	4	7	11	0-0	0.0-0
2018	2/0	1	1	2	0-0	0.0-0
<b>TOTAL</b>	<b>14/0</b>	<b>5</b>	<b>8</b>	<b>13</b>	<b>0-0</b>	<b>0.0-0</b>

### CAREER MISCELLANEOUS STATS

YEAR	FF	FR	PBU	INT	QBH	BLK
2016	Redshirt					
2017	0	0	0	0	0	0
2018	0	1	0	0	0	0
<b>TOTAL</b>	<b>0</b>	<b>1</b>	<b>0</b>	<b>0</b>	<b>0</b>	<b>0</b>

### CAREER HIGHS

<b>Tackles</b>	4 vs. Iowa (2017)
<b>TFLs</b>	none
<b>Sacks</b>	none
<b>Breakups</b>	none
<b>Interceptions</b>	none



## 32 BARRET PICKERING

6-0 | 195 | FR. | PK

BIRMINGHAM, ALA.

### 2018 SEASON HIGHLIGHTS

- Early enrollee started at place-kicker as a true freshman in the season opener vs. Colorado and connected on all four extra-point tries
- Added his first two career field goals the next week against Troy

### 2018 GAME-BY-GAME

OPPONENT	XP-ATT	FG-ATT	LG	BK	PTS
Colorado	4-4	0-1	0	0	4
Troy	1-1	2-3	32	0	7
at Michigan					
Purdue					
at Wisconsin					
at Northwestern					
Minnesota					
at Ohio St.					
Illinois					
Michigan St.					
at Iowa					

### CAREER STATS

YEAR	G/S	PAT	FG	PCT.	PTS	LG
2018	2/2	5/5	2/4	50.0	11	32

### CAREER HIGHS

<b>Field Goal Attempts</b>	3 vs. Troy (2018)
<b>Field Goals Made</b>	2 vs. Troy (2018)
<b>Long Field Goal</b>	32 vs. Troy (2018)
<b>Points</b>	8 vs. Troy (2018)



## 35 CALEB LIGHTBOURN

6-3 | 250 | JR. | P

WASHOUGAL, WASH.

### CAREER HONORS

- Ray Guy Award Preseason Watch List (2018)
- Big Ten Freshman of the Week (Oregon, 2016)
- Nebraska Scholar-Athlete Honor Roll (Fall 2016)
- 2-Time Brook Berringer Citizenship Team
- 2-Time Tom Osborne Citizenship Team

### CAREER NOTES

- Has started 26 of Nebraska's 27 games the last three seasons
- Lone missed start was 2016 vs. Illinois, when he never saw the field, as NU never punted

### 2018 SEASON HIGHLIGHTS

- Is averaging 42.0 yards per punt this season with a long of 51 yards vs. Troy

### 2018 GAME-BY-GAME

OPPONENT	NO.	AVG	I20	LONG
Colorado	3	42.7	1	47
Troy	5	41.6	1	51
at Michigan				
Purdue				
at Wisconsin				
at Northwestern				
Minnesota				
at Ohio St.				
Illinois				
Michigan St.				
at Iowa				

### CAREER STATS

YEAR	NO.	AVG	LG	TB	I20	50+	BLK
2016	65	39.7	58	5	21	10	0
2017	59	42.1	69	4	21	13	0
2018	8	42.0	51	0	2	1	0
<b>TOTAL</b>	<b>132</b>	<b>40.9</b>	<b>69</b>	<b>9</b>	<b>44</b>	<b>24</b>	<b>0</b>

### CAREER HIGHS

<b>Punts</b>	10 at Iowa (2016)
<b>Average</b>	48.0 vs. Ohio St. (2017)
<b>Inside 20</b>	3 10 times
<b>50-Yard Punts</b>	4 vs. No. Illinois (2017)
<b>Long Punt</b>	69 vs. Wisconsin (2017)



## 41 DEONTAI WILLIAMS

6-1 | 200 | SO. | DB

JACKSONVILLE, FLA.

### CAREER HONORS

- Nebraska Scholar-Athlete Honor Roll (Spring 2018)

### CAREER NOTES

- Came to Nebraska after spending the past two seasons at Jones County (Miss.) Junior College
- Has three seasons of eligibility at Nebraska after being granted a redshirt in 2016 at Jones County, when he suffered a season-ending injury in the first game of the year
- Totaled 30 tackles and two interceptions at Jones County

### PERSONAL NOTES

- Father, Roosevelt Williams, was a 3rd-round pick in the 2002 NFL Draft and played two seasons in the NFL

### 2018 SEASON HIGHLIGHTS

- Broke up a pass in his Husker debut against Colorado
- Added his first career tackle with a special teams stop against Troy

### 2018 GAME-BY-GAME

OPPONENT	UT-AT-TT	TFL-YD	PBU	INT
Colorado	0-0-0	0-0	1	0
Troy	0-1-1	0-0	0	0
at Michigan				
Purdue				
at Wisconsin				
at Northwestern				
Minnesota				
at Ohio St.				
Illinois				
Michigan St.				
at Iowa				

### CAREER TACKLE STATS

YEAR	G/S	UT	AT	TT	TFL-YD	SCK-YD
2018	2/0	0	1	1	0-0	0.0-0

### CAREER MISCELLANEOUS STATS

YEAR	FF	FR	PBU	INT	QBH	BLK
2018	0	0	1	0	0	0

### CAREER HIGHS

<b>Tackles</b>	1 vs. Troy (2018)
<b>TFLs</b>	none
<b>Sacks</b>	none
<b>Breakups</b>	1 vs. Colorado (2018)
<b>Interceptions</b>	none



## 43 TYRIN FERGUSON

6-2 | 230 | JR. | OLB

NEW ORLEANS, LA.

### CAREER HONORS

- 2-Time Brook Berringer Citizenship Team
- 2-Time Tom Osborne Citizenship Team

### 2018 SEASON HIGHLIGHTS

- Has already set career highs in tackles (14), TFLs (3) and sacks (1.0)
- 2nd on the team in tackles (14) and TFLs (3)
- Talled a career-high 10 tackles in his first career start vs. Colorado with his first career sack and first two career TFLs
- Surpassed his career tackle (8), TFL (0) and sack (0.0) totals against the Buffaloes

### 2018 GAME-BY-GAME

OPPONENT	UT-AT-TT	TFL-YD	SACK-YD
Colorado	5-5-10	2-7	1.0-4
Troy	2-2-4	1-2	0.0-0
at Michigan			
Purdue			
at Wisconsin			
at Northwestern			
Minnesota			
at Ohio St.			
Illinois			
Michigan St.			
at Iowa			

### CAREER TACKLE STATS


YEAR	G/S	UT	AT	TT	TFL-YD	SCK-YD
2015	10/0	3	2	5	0-0	0.0-0
2016		Redshirt				
2017	5/0	1	2	3	0-0	0.0-0
2018	2/2	7	7	14	3-9	1.0-4
<b>TOTAL</b>	<b>17/2</b>	<b>11</b>	<b>11</b>	<b>22</b>	<b>3-9</b>	<b>1.0-4</b>

### CAREER MISCELLANEOUS STATS

YEAR	FF	FR	PBU	INT	QBH	BLK
2015	0	0	0	0	0	0
2016	Redshirt					
2017	0	0	0	1	0	0
2018	0	0	0	0	0	0
<b>TOTAL</b>	<b>0</b>	<b>0</b>	<b>0</b>	<b>1</b>	<b>0</b>	<b>0</b>

### CAREER HIGHS

<b>Tackles</b>	10 vs. Colorado (2018)
<b>TFLs</b>	2 vs. Colorado (2018)
<b>Sacks</b>	1.0 vs. Colorado (2018)
<b>Interceptions</b>	1 vs. Arkansas St. (2017)



## 44 MICK STOLTENBERG

6-5 | 315 | SR. | DL

GRETNA, NEB.

### CAREER HONORS

- Team Captain (2018)
- Academic All-District 7 (2017)
- 2-Time Academic All-Big Ten
- 7-Time Nebraska Scholar-Athlete Honor Roll
- Sam Foltz Hero 27 Leadership Award (2018)
- 2-Time Brook Berringer Citizenship Team
- 2-Time Tom Osborne Citizenship Team

### CAREER NOTES

- Has started 22 consecutive games
- Is playing the 2018 season as a graduate

### 2018 SEASON HIGHLIGHTS

- Has anchored a defensive line that is allowing only 2.7 yards per rush and 93.5 yards per game

### 2018 GAME-BY-GAME

OPPONENT	UT-AT-TT	TFL-YD	SACK-YD
Colorado	0-1-1	0-0	0.0-0
Troy	0-0-0	0-0	0.0-0
at Michigan			
Purdue			
at Wisconsin			
at Northwestern			
Minnesota			
at Ohio St.			
Illinois			
Michigan St.			
at Iowa			

### CAREER TACKLE STATS

YEAR	G/S	UT	AT	TT	TFL-YD	SCK-YD
2014		Redshirt				
2015	9/0	2	0	2	1-6	1.0-6
2016	12/9	9	16	25	3-6	1.5-5
2017	12/12	12	21	33	4-5	0.0-0
2018	2/2	0	1	1	0-0	0.0-0
<b>TOTAL</b>	<b>35/23</b>	<b>23</b>	<b>38</b>	<b>61</b>	<b>8-17</b>	<b>2.5-11</b>

### CAREER MISCELLANEOUS STATS

YEAR	FF	FR	PBU	INT	QBH	BLK
2014	Redshirt					
2015	0	1	0	0	0	0
2016	0	0	0	0	1	0
2017	0	0	1	0	1	0
2018	0	0	0	0	0	0
<b>TOTAL</b>	<b>0</b>	<b>1</b>	<b>1</b>	<b>0</b>	<b>2</b>	<b>0</b>

### CAREER HIGHS

<b>Tackles</b>	7 vs. Northwestern (2017)
<b>TFLs</b>	2 twice
<b>Sacks</b>	1.0 twice
<b>Breakups</b>	1 vs. Northwestern (2017)



## 62 COLE CONRAD

6-5 | 320 | SR. | OL

FREMONT, NEB.

### CAREER HONORS


- Academic All-Big Ten (2016)
- 3-Time Nebraska Scholar-Athlete Honor Roll

### 2018 SEASON HIGHLIGHTS

- Has started the first two games at center, helping Nebraska rank 18th nationally in rushing
- Helped Nebraska rush for 329 yards vs. Colorado, its highest total since 2014

### CAREER STATS

- **Games:** 27 (13 in 2016; 12 in 2017; 2 in 2018)
- **Starts:** 14 (5 in 2016; 7 in 2017; 2 in 2018)



## 63 TANNER FARMER

6-4 | 325 | SR. | OL

HIGHLAND, ILL.

### CAREER HONORS

- Nebraska Scholar-Athlete Honor Roll (Fall 2016)
- Sam Foltz Hero 27 Leadership Award (2017)
- 3-Time Brook Berringer Citizenship Team
- 3-Time Tom Osborne Citizenship Team

### CAREER NOTES

- Is playing the 2018 season as a graduate

### 2018 SEASON HIGHLIGHTS

- Has started the first two games at right guard, helping Nebraska rank 18th nationally in rushing
- Helped the Husker offense total 565 yards vs. Colorado, NU's highest output since 2016

### CAREER STATS

- **Games:** 21 (11 in 2016; 8 in 2017; 2 in 2018)
- **Starts:** 21 (11 in 2016; 8 in 2017; 2 in 2018)





## 67 JERALD FOSTER

6-3 | 335 | SR. | OL

LINCOLN, NEB.

### CAREER HONORS

- Team Captain (2017 & 2018)
- Honorable-Mention All-Big Ten (2017)
- 2-Time Academic All-Big Ten
- Arthur Ashe Jr. Sports Scholar Award (2018)
- 8-Time Nebraska Scholar-Athlete Honor Roll
- Sam Foltz Hero 27 Leadership Award (2017)
- 3-Time Brook Berringer Citizenship Team
- 3-Time Tom Osborne Citizenship Team

### CAREER NOTES

- Has started 14 consecutive games at left guard
- Is just the 11th two-time captain in NU history
- Is playing the 2018 season as a graduate

### PERSONAL NOTES

- His brother, Tre, was a four-year letterwinner at tight end for Nebraska from 2013-16

### 2018 SEASON HIGHLIGHTS

- Has helped NU rank 18th nationally in rushing
- Helped pave the way for Adrian Martinez and Greg Bell to each rush for 100 yards in their Husker debuts against Colorado

### CAREER STATS

- **Games:** 31 (13, 2015; 4, 2016; 12, 2017; 2, 2018)
- **Starts:** 18 (4 in 2016; 12 in 2017; 2 in 2018)



## 71 MATT FARNIOK

6-6 | 330 | SO. | OL

SIOUX FALLS, S.D.

### CAREER HONORS

- Academic All-Big Ten (2017)
- 4-Time Nebraska Scholar-Athlete Honor Roll
- Brook Berringer Citizenship Team (2018)
- Tom Osborne Citizenship Team (2018)

### PERSONAL NOTES

- His brother, Will, is a true freshman offensive lineman for the Huskers

### 2018 SEASON HIGHLIGHTS

- Has started the first two games at right tackle, helping Nebraska rank 18th nationally in rushing
- Helped NU pile up 329 rushing yards and 565 total yards vs. Colorado

### CAREER STATS

- **Games:** 9 (7 in 2017; 2 in 2018)
- **Starts:** 6 (4 in 2017; 2 in 2018)



## 76 BRENDEN JAIMES

6-6 | 300 | SO. | OL

AUSTIN, TEXAS

### CAREER HONORS

- Honorable-Mention BTN All-Freshman Team (2017)

### NEBRASKA RECORDS

- Starts by a True Freshman Offensive Lineman (9 in 2017)

### CAREER NOTES

- Has started 11 consecutive games
- Became the 11th Husker offensive lineman to play as a true freshman in 2017
- Became the 5th Husker offensive lineman to start a game as a true freshman in 2017
- Started 9 games on the offensive line as a true freshman in 2017, nearly matching the total of the four previous Husker true freshmen offensive line starters combined (11)

### 2018 SEASON HIGHLIGHTS

- Has made his first two career starts at left tackle, helping NU rank 18th nationally in rushing and 25th in completion percentage
- Protected Adrian Martinez vs. Colorado when Martinez set a Nebraska true freshman record with 187 passing yards

### CAREER STATS

- **Games:** 11 (9 in 2017; 2 in 2018)
- **Starts:** 11 (9 in 2017; 2 in 2018)



## 82 KURT RAFDAL

6-7 | 250 | RFR. | TE

CARMEL, IND.

### CAREER HONORS

- Brook Berringer Citizenship Team (2018)
- Tom Osborne Citizenship Team (2018)

### 2018 SEASON HIGHLIGHTS

- Leads Nebraska with an average of 20.0 yards per reception and leads all Husker tight ends with 40 receiving yards
- Made his debut against Colorado and hauled in a 14-yard pass in the second quarter
- Added a 26-yard reception vs. Troy

### 2018 GAME-BY-GAME

OPPONENT	REC.	YDS	TD	LONG
Colorado	1	14	0	14
Troy	1	26	0	26

at Michigan

Purdue

at Wisconsin

at Northwestern

Minnesota

at Ohio St.

Illinois

Michigan St.

at Iowa

### CAREER RECEIVING STATS

YEAR	G/S	REC.	YDS	Y/R	Y/G	TD
2017						
			Redshirt			
2018	2/0	2	40	20.0	20.0	0
<b>TOTAL</b>	<b>2/0</b>	<b>2</b>	<b>40</b>	<b>20.0</b>	<b>20.0</b>	<b>0</b>

### CAREER HIGHS

Receptions	1	twice
Receiving Yards	26	vs. Troy (2018)
Receiving Touchdowns	none	
Long Reception	26	vs. Troy (2018)



## 84 JORDAN OBER

6-1 | 225 | SR. | LS

LAS VEGAS, NEV.

### CAREER HONORS

- Rubio Long Snapping 3rd-Team All-American (2017)
- Nebraska Scholar-Athlete Honor Roll (Fall 2016)

### CAREER NOTES

- Has been Nebraska's starting long-snapper since he arrived on campus (40 straight games)

### 2018 SEASON HIGHLIGHTS

- Started both games at long snapper

### CAREER STATS

- **Games:** 40 (13, 2015; 13, 2016; 12, 2017; 2, 2018)
- **Tackles:** 1 (vs. Iowa, 2017)



# 86 JACK STOLL

6-4 | 260 | SO. | TE

LONE TREE, COLO.

## CAREER HONORS

- Mackey Award Watch List (2018)
- Academic All-Big Ten (2017)
- 3-Time Nebraska Scholar-Athlete Honor Roll
- 2-Time Brook Berringer Citizenship Team
- 2-Time Tom Osborne Citizenship Team

## 2018 SEASON HIGHLIGHTS

- Has caught a pass in each of the first two games, extending his streak to six consecutive games with a reception dating back to 2017

## 2018 GAME-BY-GAME

OPPONENT	REC.	YDS	TD	LONG
Colorado	1	4	0	4
Troy	1	9	0	9
at Michigan				
Purdue				
at Wisconsin				
at Northwestern				
Minnesota				
at Ohio St.				
Illinois				
Michigan St.				
at Iowa				

## CAREER RECEIVING STATS

YEAR	G/S	REC.	YDS	Y/R	Y/G	TD
2016						
2017	12/1	8	89	11.1	7.4	2
2018	2/2	2	13	6.5	6.5	0
<b>TOTAL</b>	<b>14/3</b>	<b>10</b>	<b>102</b>	<b>10.2</b>	<b>7.3</b>	<b>2</b>

KICKOFF RETURNS: 1 ret., 10 yds vs. Colo.

## CAREER HIGHS

Receptions	3 vs. Northwestern (2017)
Receiving Yards	41 vs. Northwestern (2017)
Receiving Touchdowns	1 twice
Long Reception	32 vs. Northwestern (TD) (2017)



# 91 FREEDOM AKINMOLADUN

6-4 | 295 | SR. | DL

GRANDVIEW, MO.

## CAREER HONORS

- Allstate AFCA Good Works Team (2018)
- 2-Time Academic All-Big Ten
- BTN All-Freshman Team (2015)
- 2-Time Nebraska Scholar-Athlete Honor Roll
- 2-Time Nebraska HERO Leadership Award
- 3-Time Brook Berringer Citizenship Team
- 3-Time Tom Osborne Citizenship Team

## CAREER NOTES

- 31 career starts rank 2nd among active Big Ten defensive linemen (Iowa's Parker Hesse, 36)
- Has started 27 consecutive games
- Is playing the 2018 season as a graduate

## PERSONAL NOTES

- His cousin, Oladapo, was an All-American on the Nebraska track and field team from 2013-16

## 2018 NCAA RANKINGS (TOP 25)

- Sacks Per Game: 7th (1.25)

## 2018 BIG TEN RANKINGS (TOP 5)

- Sacks Per Game: t-3rd (1.3)

## 2018 SEASON HIGHLIGHTS

- Was one of only 11 FBS players named to the 2018 Allstate AFCA Good Works Team and was the first Husker to earn the honor since 2013
- Had two TFLs and 1.5 sacks vs. Colorado, matching his entire 2017 TFL total and exceeding his 2017 sack total (1.0)
- Added another sack against Troy, giving him sacks in back-to-back games for the first time since the third and fourth games of his career against Miami and Southern Miss in 2015

## 2018 GAME-BY-GAME

OPPONENT	UT-AT-TT	TFL-YD	SACK-YD
Colorado	2-2-4	2-3	1.5-3
Troy	1-1-2	1-7	1.0-7
at Michigan			
Purdue			
at Wisconsin			
at Northwestern			
Minnesota			
at Ohio St.			
Illinois			
Michigan St.			
at Iowa			

## CAREER TACKLE STATS

YEAR	G/S	UT	AT	TT	TFL-YD	SCK-YD
2014						
2015	11/4	11	10	21	7-45	4.5-36
2016	13/13	15	17	32	5-30	4.0-28
2017	12/12	15	9	24	2-7	1.0-3
2018	2/2	3	3	6	3-10	2.5-10
<b>TOTAL</b>	<b>38/31</b>	<b>44</b>	<b>39</b>	<b>83</b>	<b>17-92</b>	<b>12.0-77</b>

## CAREER MISCELLANEOUS STATS

YEAR	FF	FR	PBU	INT	QBH	BLK
2014						
2015	0	0	0	0	4	0
2016	1	0	0	0	10	0
2017	0	0	2	0	2	0
2018	0	0	0	0	0	0
<b>TOTAL</b>	<b>1</b>	<b>0</b>	<b>2</b>	<b>0</b>	<b>16</b>	<b>0</b>

## CAREER HIGHS

Tackles	6 at Miami (2015)
TFLs	2 four times
Sacks	2.0 twice
Breakups	1 twice



# 93 DAMION DANIELS

6-3 | 340 | RFR. | DL  
DALLAS, TEXAS

## CAREER HONORS

- Nebraska Scholar-Athlete Honor Roll (Fall 2017)
- Brook Berringer Citizenship Team (2018)
- Tom Osborne Citizenship Team (2018)

## 2018 SEASON HIGHLIGHTS

- Has posted tackles in each of his first two games after redshirting last season
- Has helped Nebraska limit opponents to 2.7 yards per carry

## 2018 GAME-BY-GAME

OPPONENT	UT-AT-TT	TFL-YD	SACK-YD
Colorado	0-1-1	0-0	0.0-0
Troy	1-1-2	0-0	0.0-0
at Michigan			
Purdue			
at Wisconsin			
at Northwestern			
Minnesota			
at Ohio St.			
Illinois			
Michigan St.			
at Iowa			

## CAREER TACKLE STATS

YEAR	G/S	UT	AT	TT	TFL-YD	SCK-YD
2017		Redshirt				
2018	2/0	1	2	3	0-0	0.0-0
<b>TOTAL</b>	<b>2/0</b>	<b>1</b>	<b>2</b>	<b>3</b>	<b>0-0</b>	<b>0.0-0</b>

## CAREER MISCELLANEOUS STATS

YEAR	FF	FR	PBU	INT	QBH	BLK
2017	Redshirt					
2018	0	0	0	0	0	0
<b>TOTAL</b>	<b>0</b>	<b>0</b>	<b>0</b>	<b>0</b>	<b>0</b>	<b>0</b>

## CAREER HIGHS

<b>Tackles</b>	2 vs. Troy (2018)
<b>TFLs</b>	none
<b>Sacks</b>	none
<b>Breakups</b>	none



# 94 KHALIL DAVIS

6-2 | 310 | JR. | DL  
BLUE SPRINGS, MO.

## CAREER HONORS

- Nebraska Scholar-Athlete Honor Roll (Spring 2018)
- 3-Time Brook Berringer Citizenship Team
- 3-Time Tom Osborne Citizenship Team

## PERSONAL NOTES

- Twin brother Carlos - born five minutes before Khalil - is also a Husker defensive lineman

## 2018 NCAA RANKINGS (TOP 25)

- Sacks Per Game: 18th (1.0)

## 2018 BIG TEN RANKINGS (TOP 5)

- Sacks Per Game: t-5th (1.0)

## 2018 SEASON HIGHLIGHTS

- Enjoyed a career game in the season opener against Colorado
- Led all NU defensive linemen with six tackles vs. the Buffs, doubling his previous career high
- Also set a career high and matched his career total with 2.0 sacks against Colorado and matched his career high with a pair of TFLs

## 2018 GAME-BY-GAME

OPPONENT	UT-AT-TT	TFL-YD	SACK-YD
Colorado	4-2-6	2-16	2.0-16
Troy	1-1-2	0-0	0.0-0
at Michigan			
Purdue			
at Wisconsin			
at Northwestern			
Minnesota			
at Ohio St.			
Illinois			
Michigan St.			
at Iowa			

## CAREER TACKLE STATS


YEAR	G/S	UT	AT	TT	TFL-YD	SCK-YD
2015	Redshirt					
2016	12/0	4	1	5	2-4	0.0-0
2017	12/0	6	9	15	4-17	2.0-11
2018	2/0	5	3	18	2-16	2.0-16
<b>TOTAL</b>	<b>26/0</b>	<b>15</b>	<b>13</b>	<b>28</b>	<b>8-37</b>	<b>4.0-27</b>

## CAREER MISCELLANEOUS STATS

YEAR	FF	FR	PBU	INT	QBH	BLK
2015	Redshirt					
2016	0	0	0	0	0	0
2017	1	0	1	0	0	0
2018	0	0	0	0	1	0
<b>TOTAL</b>	<b>1</b>	<b>0</b>	<b>1</b>	<b>0</b>	<b>1</b>	<b>0</b>

## CAREER HIGHS

<b>Tackles</b>	6 vs. Colorado (2018)
<b>TFLs</b>	2 three times
<b>Sacks</b>	2.0 vs. Colorado (2018)
<b>Breakups</b>	1 vs. No. Illinois (2017)



# 95 BEN STILLE

6-5 | 290 | SO. | DL  
ASHLAND, NEB.

## CAREER HONORS

- BTN All-Freshman Team (2017)
- Big Ten Freshman of the Week (Illinois, 2017)
- Academic All-Big Ten (2017)
- 2-Time Nebraska Scholar-Athlete Honor Roll
- 2-Time Brook Berringer Citizenship Team
- 2-Time Tom Osborne Citizenship Team

## CAREER NOTES

- 1st Husker freshman to lead NU in TFLs (10 in 2017) since the stat began being tracked in 1968
- 1st Husker freshman to lead NU in sacks (3.5 in 2017) since the stat became official in 1981

## 2018 SEASON HIGHLIGHTS

- Had a nine-yard sack and three tackles in the season opener against Colorado
- Helped the Huskers total 7.0 sacks and limit CU to 44 yards rushing

## 2018 GAME-BY-GAME

OPPONENT	UT-AT-TT	TFL-YD	SACK-YD
Colorado	1-2-3	1-9	1.0-9
Troy	1-0-1	0-0	0.0-0
at Michigan			
Purdue			
at Wisconsin			
at Northwestern			
Minnesota			
at Ohio St.			
Illinois			
Michigan St.			
at Iowa			

## CAREER TACKLE STATS

YEAR	G/S	UT	AT	TT	TFL-YD	SCK-YD
2016	Redshirt					
2017	9/1	12	12	24	10-38	3.5-27
2018	2/2	2	2	4	1-9	1.0-9
<b>TOTAL</b>	<b>11/3</b>	<b>14</b>	<b>14</b>	<b>28</b>	<b>11-47</b>	<b>4.5-36</b>

## CAREER MISCELLANEOUS STATS

YEAR	FF	FR	PBU	INT	QBH	BLK
2016	Redshirt					
2017	1	0	1	0	1	0
2018	0	0	0	0	1	0
<b>TOTAL</b>	<b>1</b>	<b>0</b>	<b>1</b>	<b>0</b>	<b>2</b>	<b>0</b>

## CAREER HIGHS

<b>Tackles</b>	4 three times
<b>TFLs</b>	3 at Illinois (2017)
<b>Sacks</b>	1.0 four times
<b>Breakups</b>	1 vs. Northwestern (2017)





# 96 CARLOS DAVIS

6-2 | 325 | JR. | DL

BLUE SPRINGS, MO.

## CAREER HONORS

- Honorable-Mention BTN All-Freshman Team (2016)
- Nebraska Most Improved Player (2016)
- 2-Time Nebraska Scholar-Athlete Honor Roll
- 3-Time Brook Berringer Citizenship Team
- 3-Time Tom Osborne Citizenship Team

## CAREER NOTES

- Also one of the nation's top discus throwers, earning honorable-mention All-America honors with a 23rd-place finish at the 2018 NCAA Outdoor Championships

## PERSONAL NOTES

- Twin brother Khalil - born five minutes after Carlos - is also a Husker defensive lineman

## 2018 SEASON HIGHLIGHTS

- Finished with one TFL against Colorado, helping Nebraska total 12 TFLs as a team
- Notched his first sack of the season vs. Troy

## 2018 GAME-BY-GAME

OPPONENT	UT-AT-TT	TFL-YD	SACK-YD
Colorado	0-1-1	1-2	0.0-0
Troy	2-0-2	1-8	1.0-8
at Michigan			
Purdue			
at Wisconsin			
at Northwestern			
Minnesota			
at Ohio St.			
Illinois			
Michigan St.			
at Iowa			

## CAREER TACKLE STATS

YEAR	G/S	UT	AT	TT	TFL-YD	SCK-YD
2015		Redshirt				
2016	13/4	11	13	24	5-25	2.0-24
2017	12/12	17	25	42	4-19	2.5-18
2018	2/0	2	1	3	2-10	1.0-8
<b>TOTAL</b>	<b>27/16</b>	<b>30</b>	<b>39</b>	<b>69</b>	<b>11-54</b>	<b>5.5-50</b>

## CAREER MISCELLANEOUS STATS

YEAR	FF	FR	PBU	INT	QBH	BLK
2015	Redshirt					
2016	0	0	0	0	3	0
2017	0	0	0	0	6	0
2018	0	0	0	0	1	0
<b>TOTAL</b>	<b>0</b>	<b>0</b>	<b>0</b>	<b>0</b>	<b>10</b>	<b>0</b>

## CAREER HIGHS

<b>Tackles</b>	6 twice
<b>TFLs</b>	2 at Illinois (2017)
<b>Sacks</b>	1.0 five times
<b>Breakups</b>	none



# 97 DEONTRE THOMAS

6-3 | 290 | SO. | DL

MUSTANG, OKLA.

## CAREER HONORS

- Nebraska Scholar-Athlete Honor Roll (Spring 2018)

## 2018 SEASON HIGHLIGHTS

- Notched his first tackle against Troy
- Has helped Nebraska limit opponents to 93.5 rushing yards per game

## 2018 GAME-BY-GAME

OPPONENT	UT-AT-TT	TFL-YD	SACK-YD
Colorado	0-0-0	0-0	0.0-0
Troy	1-0-1	0-0	0.0-0
at Michigan			
Purdue			
at Wisconsin			
at Northwestern			
Minnesota			
at Ohio St.			
Illinois			
Michigan St.			
at Iowa			

## CAREER TACKLE STATS

YEAR	G/S	UT	AT	TT	TFL-YD	SCK-YD
2017	10/0	4	10	14	0-0	0.0-0
2018	2/0	1	0	1	0-0	0.0-0
<b>TOTAL</b>	<b>12/0</b>	<b>5</b>	<b>10</b>	<b>15</b>	<b>0-0</b>	<b>0.0-0</b>

## CAREER MISCELLANEOUS STATS

YEAR	FF	FR	PBU	INT	QBH	BLK
2017	0	0	0	0	0	0
2018	0	0	0	0	0	0
<b>TOTAL</b>	<b>0</b>	<b>0</b>	<b>0</b>	<b>0</b>	<b>0</b>	<b>0</b>

## CAREER HIGHS

<b>Tackles</b>	3 three times
<b>TFLs</b>	none
<b>Sacks</b>	none
<b>Breakups</b>	none

# 2018 NEBRASKA SCHEDULE AND RESULTS

DATE	OPPONENT	RESULT	SCORE	RECORD	CONFERENCE	TIME	ATTEND.
Sept. 1	Akron	canceled					
Sept. 8	Colorado	L	28-33	0-1	0-0	3:41	89,853
Sept. 15	Troy	L	19-24	0-2	0-0	3:16	89,360

\*Big Ten conference game

SCORE BY QUARTERS	1ST	2ND	3RD	4TH	OT	TOTAL
Nebraska	7	21	13	6	-	47
Opponents	17	17	10	13	-	57

## TEAM STATISTICS

TEAM STATISTICS	NU	OPP
SCORING	47	57
Points Per Game	23.5	28.5
Points Off Turnovers	3	14
FIRST DOWNS	47	38
Rushing	25	12
Passing	16	20
Penalty	6	6
RUSHING YARDAGE	516	187
Yards gained rushing	589	278
Yards lost rushing	73	91
Rushing Attempts	102	69
Average Per Rush	5.1	2.7
Average Per Game	258.0	93.5
TDs Rushing	3	3
PASSING YARDAGE	413	461
Comp-Att-Int	38-56-3	47-71-1
Average Per Pass	7.4	6.5
Average Per Catch	10.9	9.8
Average Per Game	206.5	230.5
TDs Passing	3	3
TOTAL OFFENSE	929	648
Total Plays	158	140
Average Per Play	5.9	4.6
Average Per Game	464.5	324.0
KICK RETURNS: #-Yards	6-115	3-64
PUNT RETURNS: #-Yards	3--2	5-75
INT RETURNS: #-Yards	1-0	3-32
KICK RETURN AVERAGE	19.2	21.3
PUNT RETURN AVERAGE	-0.7	15.0
INT RETURN AVERAGE	0.0	10.7
FUMBLES-LOST	7-3	3-1
PENALTIES-Yards	21-172	18-141
Average Per Game	86.0	70.5
PUNTS-Yards	8-336	10-486
Average Per Punt	42.0	48.6
Net punt average	32.6	46.8
KICKOFFS-Yards	10-649	12-715
Average Per Kick	64.9	59.6
Net kick average	41.0	39.6
TIME OF POSSESSION/Game	31:20	28:40
3RD-DOWN Conversions	10/28	10/30
3rd-Down Pct	36%	33%
4TH-DOWN Conversions	1/4	2/4
4th-Down Pct	25%	50%
SACKS BY-Yards	10-62	5-35
MISC YARDS	0	0
TOUCHDOWNS SCORED	6	7
FIELD GOALS-ATTEMPTS	2-4	3-5
ON-SIDE KICKS	0-0	0-0
RED-ZONE SCORES	(6-8) 75%	(6-7) 86%
RED-ZONE TOUCHDOWNS	(4-8) 50%	(4-7) 57%
PAT-ATTEMPTS	(5-5) 100%	(6-6) 100%
ATTENDANCE	179213	0
Games/Avg Per Game	2/89606	0/0
Neutral Site Games		0/0

## INDIVIDUAL OFFENSIVE STATISTICS

RUSHING	G/GS	ATT	GAIN	LOSS	NET	AVG	TD	LONG	AVG/G
Greg Bell	2/2	27	173	5	168	6.2	0	45	84.0
Maurice Washington	2/0	22	144	18	126	5.7	0	29	63.0
Adrian Martinez	1/1	15	138	21	117	7.8	2	41	117.0
Devine Ozigbo	2/0	23	91	6	85	3.7	1	11	42.5
Tyjon Lindsey	2/0	2	9	0	9	4.5	0	9	4.5
Andrew Bunch	2/1	11	29	23	6	0.5	0	11	3.0
JD Spielman	2/2	2	5	0	5	2.5	0	4	2.5
<b>Total</b>	<b>2</b>	<b>102</b>	<b>589</b>	<b>73</b>	<b>516</b>	<b>5.1</b>	<b>3</b>	<b>45</b>	<b>258.0</b>
<b>Opponents</b>	<b>2</b>	<b>69</b>	<b>278</b>	<b>91</b>	<b>187</b>	<b>2.7</b>	<b>3</b>	<b>57</b>	<b>93.5</b>

PASSING	G/GS	EFFIC	COMP-ATT-INT	PCT	YDS	TD	LNG	AVG/G
Andrew Bunch	2/1	123.84	23-36-2	63.9	226	2	33	113.0
Adrian Martinez	1/1	160.04	15-20-1	75.0	187	1	57	187.0
<b>Total</b>	<b>2</b>	<b>136.77</b>	<b>38-56-3</b>	<b>67.9</b>	<b>413</b>	<b>3</b>	<b>57</b>	<b>206.5</b>
<b>Opponents</b>	<b>2</b>	<b>131.86</b>	<b>47-71-1</b>	<b>66.2</b>	<b>461</b>	<b>3</b>	<b>40</b>	<b>230.5</b>

RECEIVING	G/GS	NO.	YDS	AVG	TD	LONG	AVG/G
Stanley Morgan Jr.	2/2	10	139	13.9	1	33	69.5
JD Spielman	2/2	9	112	12.4	2	57	56.0
Maurice Washington	2/0	5	30	6.0	0	14	15.0
Mike Williams	2/1	3	40	13.3	0	19	20.0
Devine Ozigbo	2/0	3	24	8.0	0	17	12.0
Greg Bell	2/2	3	9	3.0	0	6	4.5
Kurt Rafdal	2/0	2	40	20.0	0	26	20.0
Jack Stoll	2/2	2	13	6.5	0	9	6.5
Tyjon Lindsey	2/0	1	6	6.0	0	6	3.0
<b>Total</b>	<b>2</b>	<b>38</b>	<b>413</b>	<b>10.9</b>	<b>3</b>	<b>57</b>	<b>206.5</b>
<b>Opponents</b>	<b>2</b>	<b>47</b>	<b>461</b>	<b>9.8</b>	<b>3</b>	<b>40</b>	<b>230.5</b>

PUNT RETURNS	NO.	YDS	AVG	TD	LONG
Tyjon Lindsey	3	-2	-0.7	0	2
<b>TOTAL</b>	<b>3</b>	<b>-2</b>	<b>-0.7</b>	<b>0</b>	<b>2</b>
<b>OPPONENTS</b>	<b>5</b>	<b>75</b>	<b>15.0</b>	<b>1</b>	<b>58</b>

## 2018 INDIVIDUAL STATISTICS

INTERCEPTIONS	NO.	YDS	AVG	TD	LONG
Lamar Jackson	1	0	0.0	0	0
<b>Total</b>	<b>1</b>	<b>0</b>	<b>0.0</b>	<b>0</b>	<b>0</b>
<b>Opponents</b>	<b>3</b>	<b>32</b>	<b>10.7</b>	<b>0</b>	<b>22</b>

KICK RETURNS	NO.	YDS	AVG	TD	LONG
JD Spielman	5	105	21.0	0	31
Jack Stoll	1	10	10.0	0	10
<b>Total</b>	<b>6</b>	<b>115</b>	<b>19.2</b>	<b>0</b>	<b>31</b>
<b>Opponents</b>	<b>3</b>	<b>64</b>	<b>21.3</b>	<b>0</b>	<b>27</b>

FUMBLE RETURNS	NO.	YDS	AVG	TD	LONG
None					
<b>TOTAL</b>	<b>0</b>	<b>0</b>	<b>0.0</b>	<b>0</b>	<b>0</b>
<b>OPPONENTS</b>	<b>0</b>	<b>0</b>	<b>0.0</b>	<b>0</b>	<b>0</b>

FIELD GOALS	FGM-FGA	PCT	1-19	20-29	30-39	40-49	50-59	LG	BLK
B. Pickering	2-4	50.0	0-0	1-1	1-2	0-1	0-0	32	0
<b>TOTAL</b>	<b>2-4</b>	<b>50.0</b>	<b>0-0</b>	<b>1-1</b>	<b>1-2</b>	<b>0-1</b>	<b>0-0</b>	<b>32</b>	<b>0</b>
<b>OPPONENTS</b>	<b>3-5</b>	<b>60.0</b>	<b>0-0</b>	<b>0-0</b>	<b>2-3</b>	<b>1-2</b>	<b>0-0</b>	<b>0</b>	<b>0</b>

FG SEQUENCE	NEBRASKA	OPPONENTS
Colorado	43	(40),(35),37,43
Troy	33,(23),(32)	(37)

Numbers in (parenthesis) indicate field goal was made

PUNTING	NO.	YDS	AVG	LONG	TB	FC	I20	50+	BLK
Caleb Lightbourn	8	336	42.0	51	0	2	2	1	0
<b>Total</b>	<b>8</b>	<b>336</b>	<b>42.0</b>	<b>51</b>	<b>0</b>	<b>2</b>	<b>2</b>	<b>1</b>	<b>0</b>
<b>Opponents</b>	<b>10</b>	<b>486</b>	<b>48.6</b>	<b>79</b>	<b>1</b>	<b>3</b>	<b>2</b>	<b>3</b>	<b>0</b>

KICKOFFS	NO.	YDS	AVG	TB	OB	RET.	NET	YDLN
Caleb Lightbourn	10	649	64.9	7	0			
<b>Total</b>	<b>10</b>	<b>649</b>	<b>64.9</b>	<b>7</b>	<b>0</b>	<b>64</b>	<b>41.0</b>	<b>24</b>
<b>Opponents</b>	<b>12</b>	<b>715</b>	<b>59.6</b>	<b>5</b>	<b>0</b>	<b>115</b>	<b>39.6</b>	<b>25</b>

SCORING	TD	FGs	PATs						DXP	Saf	Pts
			Kick	Rush	Rcv	Pass					
JD Spielman	2	0-0	0-0	0-0	0	0-0	0	0	0	12	
Adrian Martinez	2	0-0	0-0	0-0	0	0-0	0	0	0	12	
Barret Pickering	0	2-4	5-5	0-0	0	0-0	0	0	0	11	
Devine Ozigbo	1	0-0	0-0	0-0	0	0-0	0	0	0	6	
Stanley Morgan Jr.	1	0-0	0-0	0-0	0	0-0	0	0	0	6	
Andrew Bunch	0	0-0	0-0	0-0	0	0-1	0	0	0	0	
<b>Total</b>	<b>6</b>	<b>2-4</b>	<b>5-5</b>	<b>0-0</b>	<b>0</b>	<b>0-1</b>	<b>0</b>	<b>0</b>	<b>0</b>	<b>47</b>	
<b>Opponents</b>	<b>7</b>	<b>3-5</b>	<b>6-6</b>	<b>0-0</b>	<b>0</b>	<b>0-1</b>	<b>0</b>	<b>0</b>	<b>0</b>	<b>57</b>	

TOTAL OFFENSE	G	PLAYS	RUSH	PASS	TOTAL	AVG/G
Adrian Martinez	1	35	117	187	304	304.0
Andrew Bunch	2	47	6	226	232	116.0
Greg Bell	2	27	168	0	168	84.0
Maurice Washington	2	22	126	0	126	63.0
Devine Ozigbo	2	23	85	0	85	42.5
Tyjon Lindsey	2	2	9	0	9	4.5
JD Spielman	2	2	5	0	5	2.5
<b>Total</b>	<b>2</b>	<b>158</b>	<b>516</b>	<b>413</b>	<b>929</b>	<b>464.5</b>
<b>Opponents</b>	<b>2</b>	<b>140</b>	<b>187</b>	<b>461</b>	<b>648</b>	<b>324.0</b>

ALL PURPOSE	G	RUSH REC	PR	KOR	IR	TOT	AVG/G	
JD Spielman	2	5	112	0	105	0	222	111.0
Greg Bell	2	168	9	0	0	0	177	88.5
Maurice Washington	2	126	30	0	0	0	156	78.0
Stanley Morgan Jr.	2	0	139	0	0	0	139	69.5
Adrian Martinez	1	117	0	0	0	0	117	117.0
Devine Ozigbo	2	85	24	0	0	0	109	54.5
Mike Williams	2	0	40	0	0	0	40	20.0
Kurt Rafdal	2	0	40	0	0	0	40	20.0
Jack Stoll	2	0	13	0	10	0	23	11.5
Tyjon Lindsey	2	9	6	-2	0	0	13	6.5
Andrew Bunch	2	6	0	0	0	0	6	3.0
<b>Total</b>	<b>2</b>	<b>516</b>	<b>413</b>	<b>-2</b>	<b>115</b>	<b>0</b>	<b>1042</b>	<b>521.0</b>
<b>Opponents</b>	<b>2</b>	<b>187</b>	<b>461</b>	<b>75</b>	<b>64</b>	<b>32</b>	<b>819</b>	<b>409.5</b>

## DEFENSIVE STATISTICS

NAME	GP-GS	-----TACKLES-----			TFL-YDS	-SACKS-  NO-YARDS	---PASS DEF---		QBH	---FUMBLES---		BLKD	
		SOLO	AST	TOTAL			INT-YDS	BRUP		RCV-YDS	FF	KICK	SAF
7 Mohamed Barry	2-2	6	9	15	1-6	.	.	.	1	.	.	.	
43 Tyrin Ferguson	2-2	7	7	14	3-9	1.0-4	.	.	.	.	.	.	
12 Luke Gifford	2-2	6	8	14	5-19	2.5-15	.	.	1	.	.	.	
24 Aaron Williams	2-1	7	6	13	.	.	.	1	1	.	.	.	
14 Tre Neal	2-2	5	7	12	1-2	.	.	1	.	.	.	.	
5 Dedrick Young II	2-2	6	6	12	3-3	.	.	.	.	.	.	.	
3 Will Honas	2-0	3	7	10	1-1	.	.	.	1	.	.	.	
25 Antonio Reed	2-1	5	4	9	.	.	.	.	.	.	.	.	
94 Khalil Davis	2-0	5	3	8	2-16	2.0-16	.	.	1	.	.	.	
91 Freedom Akinmoladun	2-2	3	3	6	3-10	2.5-10	.	.	.	.	.	.	
95 Ben Stille	2-2	2	2	4	1-9	1.0-9	.	.	1	.	.	.	
23 Dicaprio Bootle	2-2	1	3	4	.	.	.	2	.	.	.	.	
96 Carlos Davis	2-0	2	1	3	2-10	1.0-8	.	.	1	.	.	.	
93 Damion Daniels	2-0	1	2	3	.	.	.	.	.	.	.	.	
21 Lamar Jackson	2-2	.	3	3	.	.	1-0	1	.	.	.	.	
31 Collin Miller	2-0	1	1	2	.	.	.	.	.	.	.	.	
57 Jacob Weinmaster	2-0	1	1	2	.	.	.	.	.	.	.	.	
44 Mick Stoltenberg	2-2	.	1	1	.	.	.	.	.	.	.	.	
13 JoJo Domann	1-0	1	.	1	.	.	.	.	.	.	.	.	
41 Deontai Williams	2-0	.	1	1	.	.	.	1	.	.	.	.	
17 Cam Taylor	2-0	1	.	1	.	.	.	.	.	1-0	.	.	
22 Alex Davis	2-0	.	1	1	.	.	.	.	.	.	.	.	
2 Adrian Martinez	1-1	1	.	1	.	.	.	.	.	.	.	.	
97 Deontre Thomas	2-0	1	.	1	.	.	.	.	.	.	.	.	
4 Caleb Tannor	2-0	1	.	1	.	.	.	.	.	.	.	.	
10 JD Spielman	2-2	1	.	1	.	.	.	.	.	.	.	.	
<b>Total</b>	<b>2-0</b>	<b>67</b>	<b>76</b>	<b>143</b>	<b>22-85</b>	<b>10-62</b>	<b>1-0</b>	<b>6</b>	<b>7</b>	<b>1-0</b>	<b>.</b>	<b>.</b>	
<b>Opponents</b>	<b>2-0</b>	<b>91</b>	<b>80</b>	<b>171</b>	<b>19-73</b>	<b>5-35</b>	<b>3-32</b>	<b>3</b>	<b>3</b>	<b>3-0</b>	<b>3</b>	<b>.</b>	

SPECIAL TEAMS TACKLES	UA-A/TOT	COLO	TROY	MICH	PUR	WIS	NW	MINN	OSU	ILL	MSU	IOWA	TBA
Caleb Tannor	1-0/1	1-0/1	-										
Jacob Weinmaster	1-1/2	1-0/1	0-1/1										
Collin Miller	1-0/1	1-0/1	-										
JoJo Domann	1-0/1	1-0/1	-										
Deontai Williams	0-1/1	-	0-1/1										
Collin Miller	0-1/1	-	0-1/1										
Alex Davis	0-1/1	-	0-1/1										



## INDIVIDUAL OFFENSE GAME BY GAME

RUSHING	NO-YDS/TD	COLO	TROY	MICH	PUR	WIS	NW	MINN	OSU	ILL	MSU	IOWA	TBA
Greg Bell RB	27-168/0	13-104/0	14-64/0										
Maurice Washington RB	22-126/0	8-34/0	14-92/0										
Adrian Martinez QB	15-117/2	15-117/2	DNP										
Devine Ozigbo RB	23-85/1	14-60/1	9-25/0										
Tyson Lindsey WR	2-9/0	2-9/0	-										
Andrew Bunch QB	11-6/0	1-1/0	10-5/0										
JD Spielman WR	2-5/0	1-4/0	1-1/0										

RECEIVING	NO-YDS/TD	COLO	TROY	MICH	PUR	WIS	NW	MINN	OSU	ILL	MSU	IOWA	TBA
Stanley Morgan WR	10-139/1	5-75/0	5-64/1										
JD Spielman WR	9-112/2	3-67/1	6-45/1										
Mike Williams WR	3-40/0	3-40/0	-										
Kurt Rafdal TE	2-40/0	1-14/0	1-26/0										
Maurice Washington RB	5-30/0	2-16/0	3-14/0										
Devine Ozigbo RB	3-24/0	2-17/0	1-7/0										
Jack Stoll TE	2-13/0	1-4/0	1-9/0										
Greg Bell RB	3-9/0	2-3/0	1-6/0										
Tyson Lindsey WR	1-6/0	-	1-6/0										

### PASSING

ADRIAN MARTINEZ	ATT	COMP	INT	PCT	YARDS	TD	LONG	SACK	YDS	EFFIC
Colorado	20	15	1	75.0	187	1	57	2	12	160.0
Troy	DNP-Injury									
<b>TOTALS</b>	<b>20</b>	<b>15</b>	<b>1</b>	<b>75.0</b>	<b>187</b>	<b>1</b>	<b>57</b>	<b>2</b>	<b>12</b>	<b>160.0</b>
ANDREW BUNCH	ATT	COMP	INT	PCT	YARDS	TD	LONG	SACK	YDS	EFFIC
Colorado	9	4	0	44.4	49	0	25	0	0	90.2
Troy	27	19	2	70.4	177	2	33	3	23	135.1
<b>TOTALS</b>	<b>36</b>	<b>23</b>	<b>2</b>	<b>63.9</b>	<b>226</b>	<b>2</b>	<b>33</b>	<b>3</b>	<b>23</b>	<b>123.8</b>

PUNT RETURNS	NO-YDS	COLO	TROY	MICH	PUR	WIS	NW	MINN	OSU	ILL	MSU	IOWA	TBA
Tyson Lindsey	3--2	3--2	-										

KICK RETURNS	NO-YDS	COLO	TROY	MICH	PUR	WIS	NW	MINN	OSU	ILL	MSU	IOWA	TBA
JD Spielman	5-105	2-35	3-70										
Jack Stoll	1-10	1-10	-										

## INDIVIDUAL DEFENSE GAME BY GAME

PLAYER	UA-A	TOTAL	COLO	TROY	MICH	PUR	WIS	NW	MINN	OSU	ILL	MSU	IOWA	TBA
Mohamed Barry LB	6-9	15	4-8	2-1										
Tyrin Ferguson LB	7-7	14	5-5	2-2										
Luke Gifford LB	6-8	14	3-8	3-0										
Aaron Williams DB	7-6	13	4-4	3-2										
Tre Neal DB	5-7	12	2-3	3-4										
Dedrick Young LB	6-6	12	4-5	2-1										
Will Honas LB	3-7	10	0-2	3-5										
Antonio Reed DB	5-4	9	1-3	4-1										
Khalil Davis DL	5-3	8	4-2	1-1										
Freedom Akinmoladun DL	3-3	6	2-2	1-1										
Ben Stille DL	2-2	4	1-2	1-0										
Dicaprio Bootle DB	1-3	4	1-2	0-1										
Damion Daniels DL	1-2	3	0-1	1-1										
Carlos Davis DL	2-1	3	0-1	2-0										
Lamar Jackson DB	0-3	3	0-1	0-2										
Collin Miller LB	1-1	2	1-0	0-1										
Jacob Weinmaster LB	1-1	2	1-0	0-1										
Deontai Williams DB	0-1	1	-	0-1										
Mick Stoltenberg DL	0-1	1	0-1	-										
JoJo Domann DB	1-0	1	1-0	DNP										
JD Spielman	1-0	1	-	1-0										
Caleb Tannor LB	1-0	1	1-0	-										
Alex Davis LB	0-1	1	-	0-1										
Adrian Martinez	1-0	1	1-0	DNP										
Deontre Thomas DL	1-0	1	-	1-0										
Cam Taylor DB	1-0	1	1-0	-										

## INDIVIDUAL DEFENSE GAME BY GAME

TACKLES FOR LOSS	UA-A	TOTAL	COLO	TROY	MICH	PUR	WIS	NW	MINN	OSU	ILL	MSU	IOWA	TBA
Luke Gifford LB	3-2	5	3-13	2-6										
Freedom Akinmoladun DL	2-1	3	2-3	1-7										
Tyrin Ferguson LB	3-0	3	2-7	1-2										
Dedrick Young LB	2-1	3	2-3	1-0										
Carlos Davis DL	1-1	2	1-2	1-8										
Khalil Davis DL	2-0	2	2-16	-										
Will Honas LB	0-1	1	-	1-1										
Tre Neal DB	1-0	1	-	1-2										
Mohamed Barry LB	1-0	1	1-6	-										
Ben Stille DL	1-0	1	1-9	-										

SACKS	UA-A	TOT	COLO	TROY	MICH	PUR	WIS	NW	MINN	OSU	ILL	MSU	IOWA	TBA
Freedom Akinmoladun DL	2-1	2.5	1.5-3	1.0-7										
Luke Gifford LB	2-1	2.5	1.5-11	1.0-4										
Khalil Davis DL	2-0	2.0	2.0-16	-										
Tyrin Ferguson LB	1-0	1.0	1.0-4	-										
Carlos Davis DL	1-0	1.0	-	1.0-8										
Ben Stille DL	1-0	1.0	1.0-9	-										

INT RETURNS	NO-YDS	COLO	TROY	MICH	PUR	WIS	NW	MINN	OSU	IOWA	MSU	IOWA	TB
Lamar Jackson	1-0	-	1-0										

FUMBLES RECOVERED	NO	COLO	TROY	MICH	PUR	WIS	NW	MINN	OSU	ILL	MSU	IOWA	TBA
Cam Taylor	1	-	1										

FORCED FUMBLES	NO	COLO	TROY	MICH	PUR	WIS	NW	MINN	OSU	ILL	MSU	IOWA	TBA
None													

FUMBLES RETURNS	NO-YDS	COLO	TROY	MICH	PUR	WIS	NW	MINN	OSU	ILL	MSU	IOWA	TBA
None													

## TEAM GAME BY GAME

DATE	OPPONENT	RUSHING				RECEIVING				PASSING				KICK RET				PUNT RET				TOTAL OFF.		
		NO.	YDS	TD	LG	NO.	YDS	TD	LG	CMP	ATT	INT	YDS	TD	LG	NO	YDS	TD	LG	NO	YDS		TD	LG
Sept. 8	COLORADO	54	329	3	45	19	236	1	57	19	29	1	236	1	57	3	45	0	20	3	-2	0	2	565
Sept. 15	TROY	48	187	0	29	19	177	2	33	19	27	2	177	2	33	3	70	0	31	0	0	0	0	364
	<b>TOTALS</b>	<b>102</b>	<b>516</b>	<b>3</b>	<b>45</b>	<b>38</b>	<b>413</b>	<b>3</b>	<b>57</b>	<b>38</b>	<b>56</b>	<b>3</b>	<b>413</b>	<b>3</b>	<b>57</b>	<b>6</b>	<b>115</b>	<b>0</b>	<b>31</b>	<b>3</b>	<b>-2</b>	<b>0</b>	<b>2</b>	<b>929</b>
	<b>OPPONENT</b>	<b>69</b>	<b>187</b>	<b>3</b>	<b>57</b>	<b>47</b>	<b>461</b>	<b>3</b>	<b>40</b>	<b>47</b>	<b>71</b>	<b>1</b>	<b>461</b>	<b>3</b>	<b>40</b>	<b>3</b>	<b>64</b>	<b>0</b>	<b>27</b>	<b>5</b>	<b>75</b>	<b>1</b>	<b>58</b>	<b>648</b>

DATE	OPPONENT	TACKLES				SACKS	FUMBLE		INT-YDS	QBH	PBU	BLKD KICK	KICKS				SAF	PTS	
		SOL	AST	TOT	TFL-YDS		NO-YDS	FF					FR-YDS	ATT	MAD	RUN			RCV
Sept. 8	COLORADO	37	50	87	12.0-59	7.0-43	0	0-0	0-0	5	3	0	4-4	0	0	0	0	0	28
Sept. 15	TROY	30	26	56	7.0-26	3.0-19	0	1-0	1-0	2	3	0	1-1	0	0	0	0	0	19
	<b>TOTALS</b>	<b>67</b>	<b>76</b>	<b>143</b>	<b>19.0-85</b>	<b>10.0-62</b>	<b>0</b>	<b>1-0</b>	<b>1-0</b>	<b>7</b>	<b>6</b>	<b>0</b>	<b>5-5</b>	<b>0</b>	<b>0</b>	<b>0</b>	<b>0</b>	<b>0</b>	<b>47</b>
	<b>OPPONENT</b>	<b>91</b>	<b>80</b>	<b>171</b>	<b>16.0-73</b>	<b>5.0-35</b>	<b>3</b>	<b>3-0</b>	<b>3-32</b>	<b>3</b>	<b>3</b>	<b>0</b>	<b>6-6</b>	<b>0</b>	<b>0</b>	<b>0</b>	<b>0</b>	<b>0</b>	<b>57</b>

DATE	OPPONENT	PUNTING										FIELD GOALS			KICKOFFS				
		NO	YDS	AVG	LG	BLK	TB	FC	50+	120	ATT	MADE	LG	BLKD	NO	YDS	AVG	TB	OB
Sept. 8	COLORADO	3	128	42.7	47	0	0	1	0	1	1-0	0	0	5	324	64.8	3	0	
Sept. 15	TROY	5	208	41.6	51	0	0	1	1	1	3-2	32	0	5	325	65.0	4	0	
	<b>TOTALS</b>	<b>8</b>	<b>336</b>	<b>42.0</b>	<b>51</b>	<b>0</b>	<b>0</b>	<b>2</b>	<b>1</b>	<b>2</b>	<b>4-2</b>	<b>32</b>	<b>0</b>	<b>10</b>	<b>649</b>	<b>64.9</b>	<b>7</b>	<b>0</b>	
	<b>OPPONENT</b>	<b>10</b>	<b>486</b>	<b>48.6</b>	<b>79</b>	<b>0</b>	<b>1</b>	<b>3</b>	<b>3</b>	<b>2</b>	<b>5-3</b>	<b>40</b>	<b>0</b>	<b>12</b>	<b>715</b>	<b>59.6</b>	<b>5</b>	<b>0</b>	

## OPPONENT GAME BY GAME

DATE	OPPONENT	RUSHING				RECEIVING				PASSING				KICK RET				PUNT RET				TOTAL OFF.		
		NO.	YDS	TD	LG	NO.	YDS	TD	LG	CMP	ATT	INT	YDS	TD	LG	NO	YDS	TD	LG	NO	YDS		TD	LG
Sept. 8	COLORADO	35	44	1	16	33	351	3	40	33	50	0	351	3	40	2	51	0	27	2	10	0	7	395
Sept. 15	TROY	34	143	2	57	14	110	0	39	14	21	1	110	0	39	1	13	0	13	3	65	1	58	253
	<b>OPPONENT</b>	<b>69</b>	<b>187</b>	<b>3</b>	<b>57</b>	<b>47</b>	<b>461</b>	<b>3</b>	<b>40</b>	<b>47</b>	<b>71</b>	<b>1</b>	<b>461</b>	<b>3</b>	<b>40</b>	<b>3</b>	<b>64</b>	<b>0</b>	<b>27</b>	<b>5</b>	<b>75</b>	<b>1</b>	<b>58</b>	<b>64</b>
	<b>NEBRASKA</b>	<b>102</b>	<b>516</b>	<b>3</b>	<b>45</b>	<b>38</b>	<b>413</b>	<b>3</b>	<b>57</b>	<b>38</b>	<b>56</b>	<b>3</b>	<b>413</b>	<b>3</b>	<b>57</b>	<b>6</b>	<b>115</b>	<b>0</b>	<b>31</b>	<b>3</b>	<b>-2</b>	<b>0</b>	<b>2</b>	<b>929</b>

DATE	OPPONENT	TACKLES				SACKS	FUMBLE		INT-YDS	QBH	PBU	BLKD KICK	KICKS				SAF	PTS	
		SOL	AST	TOT	TFL-YDS		NO-YDS	FF					FR-YDS	ATT	MAD	RUN			RCV
Sept. 8	COLORADO	46	42	88	7.0-25	2.0-12	0	2-0	1-22	2	0	0	3-3	0	0	0	0	0	33
Sept. 15	TROY	45	38	83	9.0-48	3.0-23	3	1-0	2-10	1	3	0	3-3	0	0	0	0	0	24
	<b>OPPONENT</b>	<b>91</b>	<b>80</b>	<b>171</b>	<b>16.0-73</b>	<b>5.0-35</b>	<b>3</b>	<b>3-0</b>	<b>3-32</b>	<b>3</b>	<b>3</b>	<b>0</b>	<b>6-6</b>	<b>0</b>	<b>0</b>	<b>0</b>	<b>0</b>	<b>0</b>	<b>57</b>
	<b>NEBRASKA</b>	<b>67</b>	<b>76</b>	<b>143</b>	<b>19.0-85</b>	<b>10.0-62</b>	<b>0</b>	<b>1-0</b>	<b>1-0</b>	<b>7</b>	<b>6</b>	<b>0</b>	<b>5-5</b>	<b>0</b>	<b>0</b>	<b>0</b>	<b>0</b>	<b>0</b>	<b>47</b>

DATE	OPPONENT	PUNTING										FIELD GOALS			KICKOFFS				
		NO	YDS	AVG	LG	BLK	TB	FC	50+	120	ATT	MADE	LG	BLKD	NO	YDS	AVG	TB	OB
Sept. 8	COLORADO	5	217	43.4	54	0	0	1	1	1	4-2	40	0	7	405	57.9	3	0	
Sept. 15	TROY	5	269	53.8	79	0	1	2	2	1	1-1	37	0	5	310	62.0	2	0	
	<b>OPPONENT</b>	<b>10</b>	<b>486</b>	<b>48.6</b>	<b>79</b>	<b>0</b>	<b>1</b>	<b>3</b>	<b>3</b>	<b>2</b>	<b>5-3</b>	<b>40</b>	<b>0</b>	<b>12</b>	<b>715</b>	<b>59.6</b>	<b>5</b>	<b>0</b>	
	<b>NEBRASKA</b>	<b>8</b>	<b>336</b>	<b>42.0</b>	<b>51</b>	<b>0</b>	<b>0</b>	<b>2</b>	<b>1</b>	<b>2</b>	<b>4-2</b>	<b>32</b>	<b>0</b>	<b>10</b>	<b>649</b>	<b>64.9</b>	<b>7</b>	<b>0</b>	



## TEAM COMPARISON

OPPONENT	SCORE	1ST DNS (RUN/PASS/PEN.)	RUSHING	PASSING	PASS YDS	TOTAL OFFENSE	RET YDS	T/O
COLORADO	28-33	25/26 (13/7; 9/16; 3/3)	54-329/35-44	19-29-1/33-50-0	236/351	83-565/85-395	43/83	3/0
TROY	19-24	22/12 (12/5; 7/4; 3/3)	48-187/34-143	19-27-2/14-21-1	177/110	75-364/55-253	70/88	3/2
<b>Totals</b>	<b>47-57</b>	<b>47/38 (25/12;16/20; 6/6)</b>	<b>102-516/69-187</b>	<b>38-56-3/47-71-1</b>	<b>413/461</b>	<b>158-929/140-648</b>	<b>113/171</b>	<b>6/2</b>

Note: Game totals are displayed in the format TEAM/OPPONENT for each category

OPPONENT	3RD DOWN	4TH DOWN	TIME POSS	MARGIN	YDS/RUSH	YDS/PASS	YDS/PLAY	PUNTING	PENALTIES
COLORADO	5-13/6-18	0-3/2-3	29:45/30:15	-0:30	6.1/1.3	8.1/7.0	6.8/4.6	3-42.7/5-43.4	11-95/8-46
TROY	5-15/4-12	1-1/0-1	32:54/27:06	5:48	3.9/4.2	6.6/5.2	4.9/4.6	5-41.6/5-53.8	10-77/10-95
<b>TOTALS</b>	<b>10-28/10-30</b>	<b>1-4/2-4</b>	<b>62:39/57:21</b>	<b>5:18</b>	<b>5.1/2.7</b>	<b>7.4/6.5</b>	<b>5.9/4.6</b>	<b>8-42.0/10-48.6</b>	<b>172/141</b>

Note: Game totals are displayed in the format TEAM/OPPONENT for each category

## NEBRASKA RED ZONE CHART

### NEBRASKA INSIDE OPPONENT RED-ZONE

DATE	OPPONENT	SCORE	TIMES	TIMES	PTS	TOTAL RUSH PASS			-----FGs-----		----- FAILED TO SCORE INSIDE RZ -----				
			IN RZ	SCORED		TDS	TDS	TDS	MADE	FGA	DOWN	INT	FUMB	HALF	GAME
Sept. 8	Colorado	L, 28-33	3	2	14	2	2	0	0	0	1	0	0	0	0
Sept. 15	Troy	L, 19-24	5	4	19	2	0	2	2	1	0	0	0	0	0
<b>TOTALS</b>			<b>8</b>	<b>6</b>	<b>33</b>	<b>4</b>	<b>2</b>	<b>2</b>	<b>2</b>	<b>1</b>	<b>1</b>	<b>0</b>	<b>0</b>	<b>0</b>	<b>0</b>
			<b>6 OF 8 (75.0%)</b>												

### OPPONENT INSIDE NEBRASKA RED-ZONE

DATE	OPPONENT	SCORE	TIMES	TIMES	PTS	TOTAL RUSH PASS			-----FGs-----		----- FAILED TO SCORE INSIDE RZ -----				
			IN RZ	SCORED		TDS	TDS	TDS	MADE	FGA	DOWN	INT	FUMB	HALF	GAME
Sept. 8	Colorado	L, 28-33	5	4	24	3	1	2	1	1	0	0	0	0	0
Sept. 15	Troy	L, 19-24	2	2	10	1	1	0	1	0	0	0	0	0	0
<b>TOTALS</b>			<b>7</b>	<b>6</b>	<b>34</b>	<b>4</b>	<b>2</b>	<b>2</b>	<b>2</b>	<b>1</b>	<b>0</b>	<b>0</b>	<b>0</b>	<b>0</b>	<b>0</b>
			<b>6 OF 7 (85.7%)</b>												

# NEBRASKA & OPPONENT LONG PLAYS & DRIVE INFORMATION

## LONG SEASON PLAYS (20 OR MORE YARDS)

	[-----NEBRASKA-----]				[-----OPPONENT-----]			
	RUSH	PASS	RET	TOT	RUSH	PASS	RET	TOT
COLORADO	4	3	0	7	0	4	3	7
TROY	3	2	2	7	2	1	1	4
<b>TOTALS</b>	<b>7</b>	<b>5</b>	<b>2</b>	<b>14</b>	<b>2</b>	<b>5</b>	<b>4</b>	<b>11</b>

## OPPONENT LONG PLAYS 7; 2 RUNS; 5 PASSES; 4 RETURNS

YDS	OPPONENT	PLAY	RESULT
58	Troy	PR (Rookard)	Touchdown
57	Troy	Run (S. Smith)	1st-10
40	Colorado	Pass (Montez-Shenault)	Touchdown
39	Troy	Pass (Barker-Willis)	1st-10
37	Colorado	Pass (Montez-Shenault)	1st-10
28	Colorado	Pass (Montez-Shenault)	1st-10
27	Colorado	KOR (Blackmon)	1st-10
26	Troy	Run (B. Smith)	Touchdown
24	Colorado	KOR (Nixon)	1st-10
22	Colorado	IR (Landman)	1st-10
20	Colorado	Pass (Montez-Winfrey)	1st-10

## LONG DRIVE SUPERLATIVES

	NEBRASKA	OPPONENT
Most Yards (Result)	80 vs. Colorado (TD)	86 vs. Colorado (TD)
Most Plays (Result)	11 2x vs. Troy (FG, TD)	13 vs. Colorado (Missed FG)
Most Time (Result)	4:06 vs. Troy (FG)	4:34 vs. Troy (TD)

## NEBRASKA LONG PLAYS (14; 7 RUNS; 5 PASSES; 2 RETURNS)

YDS	OPPONENT	PLAY	RESULT
57	Colorado	Pass (Martinez-Spielman)	Touchdown
45	Colorado	Run (Bell)	1st-10
41	Colorado	Run (Martinez)	Touchdown
33	Troy	Pass (Bunch-Morgan Jr.)	1st-10
31	Troy	KOR (Spielman)	1st-10
29	Troy	Run (Washington)	1st-10
26	Troy	Pass (Bunch-Rafdal)	1st-10
25	Colorado	Run (Martinez)	1st-10
25	Colorado	Pass (Bunch-Morgan)	1st-10
23	Troy	KOR (Spielman)	1st-10
21	Colorado	Pass (Martinez-Morgan)	1st-10
21	Troy	Run (Washington)	1st-10
20	Troy	Run (Washington)	1st-10
20	Colorado	Run (Bell)	1st-10

## GAME-OPENING DRIVES

OPPONENT	[-----NEBRASKA-----]			[-----OPPONENT-----]		
	PTS.	1ST DWN	YDS	PTS.	1ST DWN	YDS
Colorado	0	3	62	7	4	86
Troy	0	1	7	0	0	8

## SECOND-HALF OPENING DRIVES

OPPONENT	[-----NEBRASKA-----]			[-----OPPONENT-----]		
	PTS.	1ST DWN	YDS	PTS.	1ST DWN	YDS
Colorado	0	0	0	3	4	55
Troy	0	2	24	0	2	38

# NEBRASKA & OPPONENT SCORING DRIVES, MISCELLANEOUS STATS

## SCORING DRIVES

GAME	SCORING DRIVES	[----TIME-----]		[---PLAYS---		5 OR LESS	1 OR 0
		TOT	AVG.	TOT	AVG.		
Colorado	3	11:11	3:43	29	9.67	0	0
Troy	4	11:16	2:49	31	7.75	2	0
<b>TOTAL</b>	<b>7</b>	<b>22:27</b>	<b>3:12</b>	<b>60</b>	<b>8.6</b>	<b>2</b>	<b>0</b>
<b>OPPONENTS</b>	<b>10</b>	<b>26:56</b>	<b>2:41</b>	<b>74</b>	<b>7.40</b>	<b>3</b>	<b>1</b>

## NEBRASKA POINTS OFF TURNOVERS

GAME	TOs GAINED	TD	FG-FGA	PTS.	(NU FUM./LOST, INT)
Colorado	0 (0/0 F/L, 0 INT)	0	0-0	0	3 (3/2 F/L, 1 INT)
Troy	2 (3/1 F/L, 1 INT)	0	1-1	3	3 (4/1 F/L, 2 INT)
<b>TOTALS</b>	<b>2 (3/1 F/L, 1 INT)</b>	<b>0</b>	<b>1-1</b>	<b>3</b>	<b>6 (7/3 F/L, 3 INT)</b>
<b>OPPONENTS</b>	<b>6 (7/3 F/L, 3 INT)</b>	<b>2</b>	<b>0-1</b>	<b>14</b>	<b>0 (3/1 F/L, 1 INT)</b>

## NEBRASKA SCORING DRIVES

OPPONENT	[---DRIVE---					
	PLAYS	YDS	TIME	SCORE	QTR./TIME	PLAY
Colorado	8	75	3:00	7-14	1st/3:47	Martinez 41-yd. run
Colorado	8	52	2:47	14-14	2nd/10:15	Ozigbo 8-yd. run
Colorado	8	79	3:07	21-14	2nd/2:24	Martinez 3-yd. run
Colorado	6	80	2:17	28-20	3rd/5:35	Spielman 57-yd. pass from Martinez
Troy	5	65	2:02	7-17	2nd/3:02	Morgan 9-yd. pass from Bunch
Troy	4	2	1:18	10-17	3rd/10:25	Pickering 23-yd. FG
Troy	11	47	4:06	13-17	3rd/3:02	Pickering 32-yd. FG
Troy	11	75	3:50	19-24	4th/2:55	Spielman 7-yd. pass from Bunch

## STARTING FIELD POSITION\*

GAME	NU AVG. START	OPP. AVG. START	NU DIFF.
	(yards/drives/in 20/past 50)	(yards/drives/in 20/past 50)	
Colorado	26.7 (401/15/3/1)	33.2 (465/14/2/2)	-6.5
Troy	29.3 (381/13/2/1)	30.5 (397/13/2/1)	-1.2
<b>TOTALS</b>	<b>27.9 (782/28/5/2)</b>	<b>31.9 (862/27/4/3)</b>	<b>-4.0</b>

\*does not include drives with time of 0:00 (i.e. defensive and special teams touchdowns, end of half turnovers, overtime, etc.)

## OPPONENT SCORING DRIVES

OPPONENT	[---DRIVE---					
	PLAYS	YDS	TIME	SCORE	QTR./TIME	PLAY
Colorado	8	86	3:05	7-0	1st/9:00	MacIntyre 3-yd pass from Montez
Colorado	4	24	1:42	14-0	1st/6:47	Shenault 3-yd. run
Colorado	11	52	1:51	17-21	2nd/0:28	Stefanou 40-yd. FG
Colorado	12	55	3:55	20-21	3rd/10:59	Stefanou 35-yd. FG
Colorado	11	75	4:11	27-28	3rd/1:24	MacIntyre 8-yd pass from Montez
Colorado	7	77	1:17	33-28	4th/1:06	Shenault 40-yd. pass from Montez
Troy	6	43	3:00	3-0	1st/7:23	Sumpter 37-yd. FG
Troy	0	0	0:00	10-0	2nd/12:17	Rookard 58-yd. punt return
Troy	5	80	3:21	17-0	2nd/5:12	B. Smith 9-yd. run
Troy	10	62	4:32	24-13	4th/6:45	B. Smith 26-yd. run

## PENALTY NUMBERS

	NU PEN.-YDS.	OPP. PEN.-YDS
Colorado	11-95	8-46
Troy	10-77	10-95
<b>TOTALS (AVG. PER PEN.)</b>	<b>21-72 (8.2)</b>	<b>18-141 (7.8)</b>
<b>AVG-GAME</b>	<b>10.5-86.0</b>	<b>9.0-70.4</b>

## INDIVIDUAL CAREER/SEASON SUPERLATIVES

SEASON AND CAREER, MOST PASSING YARDS			SEASON AND CAREER, LONGEST PASS	
PLAYER	2018	CAREER	2017	CAREER
Adrian Martinez	187 vs. Colorado	same	57 vs. Colorado (Spielman)	same
Andrew Bunch	177 vs. Troy	same	33 vs. Troy (Morgan)	same
Matt Masker	none	same	none	same

\*-Indicates touchdown pass

SEASON AND CAREER, MOST RECEIVING YARDS			SEASON AND CAREER, LONGEST CATCH	
PLAYER	2018	CAREER	2018	CAREER
Austin Allen	none	same	none	same
Jaylin Bradley	none	31 at Purdue, 2017	none	13 at Purdue, 2017 (Lee)
Greg Bell	6vs. Troy	same	6 vs. CU, Troy (Bunch, Bunch)	same
Andre Hunt	none	same	none	same
Miles Jones	none	same	none	same
Tyjon Lindsey	6 vs. Troy	18 vs. Northern Illinois, 2017	6 vs. Troy (Bunch)	14 vs. Ohio State, 2017 (Lee)
Stanley Morgan Jr.	75 vs. Colorado	185 at Penn State, 2017	33 vs. Troy (Bunch)	80* vs. Wisconsin, 2017 (Lee)
Devine Ozigbo	17 vs. Colorado	42 at Purdue, 2015	17 vs. Colorado (Martinez)	39 vs. Wyoming (2016) (Armstrong)
Kurt Rafdal	26 vs. Troy	same	26 vs. Troy (Martinez)	same
Bryan Reimers	none	22 twice	none	22* twice (both touchdowns)
JD Spielman	67 vs. Colorado	200 vs. Ohio State, 2017	57* vs. Colorado (Martinez)	77* vs. Ohio State, 2017 (Lee)
Jack Stoll	9 vs. Troy	41 vs. Northwestern, 2017	9 vs. Troy (Bunch)	32 vs. Northwestern, 2017 (Lee)
Maurice Washington	16 vs. Colorado	same	9 vs. Troy (Bunch)	same
Mikale Wilbon	none	28 vs. BYU, 2015	none	14 vs. BYU, 2015 (Armstrong)
Mike Williams	40 vs. Colorado	same	19 vs. Colorado (Martinez)	same
Jaron Woodyard	none	Same	none	Same
Conor Young	none	31 vs. Ohio State, 2017	none	23 vs. Ohio State, 2017 (Lee)

\*-Indicates touchdown scored

SEASON AND CAREER, MOST RUSHING YARDS			SEASON AND CAREER, LONGEST RUN	
PLAYER	2018	CAREER	2018	CAREER
Greg Bell	104 vs. Colorado	same	45 vs. Colorado	same
Jaylin Bradley	none	42 at Purdue, 2017	none	20 at Purdue, 2017
Andrew Bunch	5 vs. Troy	same	11 vs. Troy	same
Caleb Lightbourn	none	4 vs. Wyoming, 2016	none	4 vs. Wyoming, 2016
Tyjon Lindsey	9 vs. Colorado	same	9 vs. Colorado	same
Adrian Martinez	117 vs. Colorado	same	41* vs. Colorado	same
Stanley Morgan Jr.	none	2 vs. Arkansas State, 2017	none	2 vs. Arkansas State, 2017
Devine Ozigbo	60 vs. Colorado	112 vs. Wisconsin, 2017	11 vs. Troy	31 at Illinois, 2015
JD Spielman	4 vs. Colorado	45 vs. Northwestern, 2017	4 vs. Colorado	40 vs. Northwestern, 2017
Maurice Washington	92 vs. Troy	same	29 vs. Troy	same
Mikale Wilbon	none	90 vs. Northern Illinois, 2017	none	32 at Northwestern, 2016

\*-Indicates touchdown scored

SEASON AND CAREER, MOST TACKLES, TFLS AND SACKS						
PLAYER	TACKLES (2018)	CAREER	TFL (2018)	CAREER	SACKS (2018)	CAREER
Freedom Akinmoladun	4 vs. Colorado	6 at Miami, 2015	2 vs. Colorado	2 four times, vs. Colorado	1.5 vs. Colorado	2.0 twice
Avery Anderson	none	1 three times	none	none	none	none
Mohamed Barry	12 vs. Colorado	same	1 vs. Colorado	1 at Minn., '17; vs. Colo., '18	none	none
Dicaprio Bootle	3 vs. Colorado	4 at Oregon, 2017	none	1 vs. Ohio State, 2017	none	none
Tony Butler	none	1 twice	none	none	none	none
Braxton Clark	none	same	none	same	none	same
Damion Daniels	2 vs. Troy	same	none	same	none	same
Alex Davis	none	4 vs. Northwestern, 2017	none	2 vs. Iowa, 2017	none	1.0 at Penn State, 2017
Carlos Davis	2 vs. Troy	6 twice	1 vs. Colorado; Troy	2 at Illinois, 2017	1 vs. Troy	1.0 four times
Khalil Davis	6 vs. Colorado	same	2 vs. Colorado	2 3x, last vs. Colorado	2.0 vs. Colorado	same
Marquel Dismuke	none	9 vs. Wisconsin, 2017	none	none	none	none
JoJo Domann	1 vs. Colorado	1 five times	none	none	none	none
Tyrin Ferguson	10 vs. Colorado	same	2 vs. Colorado	none	1.0 vs. Colorado	none
Luke Gifford	11 vs. Colorado	same	3 vs. Colorado	same	1.5 vs. Colorado	same
Will Honas	8 vs. Troy	same	1 vs. Troy	same	none	same
Lamar Jackson	2 vs. Troy	8 at Purdue, 2017	none	2 vs. Fresno State, 2016	none	1.0 vs. Fresno St., 2016
Eric Lee Jr.	none	7 vs. Arkansas St., 2017	none	1 twice	none	1 at Ohio St., 2016
Collin Miller	1 vs. Colorado; Troy	4 at Iowa, 2017	none	none	none	none
DaiShon Neal	none	1 three times	none	none	none	none
Tre Neal	7 vs. Troy	same	1 vs. Troy	same	none	same
Peyton Newell	none	2 vs. Iowa, 2017	none	none	none	none
Antonio Reed	5 vs. Troy	15 at Minnesota, 2017	none	1 twice	none	none
Mick Stoltenberg	1 vs. Colorado	7 vs. Northwestern, 2017	none	2 vs. Iowa, 2017	none	1.0 twice
Ben Stille	3 vs. Colorado	4 three times	1 vs. Colorado	3 at Illinois, 2017	1.0 vs. Colorado	1.0 four times
Jeremiah Stovall	none	1 four times	none	none	none	none
Eli Sullivan	none	2 at Purdue, 2017	none	none	none	none
Caleb Tannor	1 vs. Colorado	same	none	same	none	same
Cam Taylor	1 vs. Colorado; Troy	same	none	same	none	same
Deontre Thomas	1 vs. Troy	3 three times	none	none	none	none
Aaron Williams	8 vs. Colorado	12 at Oregon, 2017	none	1 eight times	none	1.0 twice
Jacob Weinmaster	1 vs. Colorado; Troy	2 at Purdue, 2017	none	none	none	none
Deontai Williams	1 vs. Colorado; Troy	same	none	same	none	same
Dedrick Young	9 vs. Colorado	14 vs. Ohio State, 2017	2 vs. Colorado	2 3x, last vs. Colorado	none	1.0 twice



# NEBRASKA STATISTICAL HIGHS AND LOWS

NEBRASKA TOTALS	HIGHS	LOWS
Points Scored	28 vs. Colorado	19 vs. Troy
First Downs	25 vs. Colorado	22 vs. Troy
Rushing Attempts	54 vs. Colorado	48 vs. Troy
Rushing Yards	329 vs. Colorado	187 vs. Troy
Passes Attempted	29 vs. Colorado	27 vs. Troy
Passes Completed	19 vs. Colorado; vs. Troy	19 vs. Colorado; vs. Troy
Had Intercepted	2 vs. Troy	1 vs. Colorado
Passing Yards	236 vs. Colorado	177 vs. Troy
Total Plays	83 vs. Colorado	75 vs. Troy
Total Yards	565 vs. Colorado	364 vs. Troy
Possession Time	32:54 vs. Troy	29:45 vs. Colorado
Fumbles	4 vs. Troy	3 vs. Colorado
Fumbles Lost	2 vs. Colorado	1 vs. Troy
Turnovers	3 vs. Colorado; vs. Troy	3 vs. Colorado; vs. Troy
Turnover Margin	-3 vs. Colorado	-1 vs. Troy
Penalties	11 vs. Colorado	10 vs. Troy
Yards Penalized	95 vs. Colorado	77 vs. Troy
Sacks By-Yards Lost	7.0-43 vs. Colorado	3.0-19 vs. Troy
Team Tackles for Loss-Yards	12-59 vs. Colorado	7-26 vs. Troy

## NEBRASKA INDIVIDUAL OFFENSIVE HIGHS

Most Rushing Attempts	15; Adrian Martinez vs. Colorado
Most Net Rushing Yards	117; Adrian Martinez vs. Colorado
Most Rushing TDs	2; Adrian Martinez vs. Colorado
Longest TD Run	41; Adrian Martinez vs. Colorado
Longest Run, No TD	45; Greg Bell vs. Colorado
Most Pass Attempts	27; Andrew Bunch vs. Troy
Most Completed Passes	19; Andrew Bunch vs. Troy
Most Passing Yards	187; Adrian Martinez vs. Colorado
Most Passing TDs	1; Adrian Martinez vs. Colorado
Longest TD Pass	57; Adrian Martinez to JD Spielman vs. Colorado
Longest Pass, No TD	33; Andrew Bunch to Stanley Morgan Jr. vs. Troy
Most Pass Receptions	6; JD Spielman vs. Troy
Most Receiving Yards	75; Stanley Morgan Jr. vs. Colorado
Most TD Receptions	1; JD Spielman vs. Colorado, vs. Troy; Stanley Morgan Jr. vs. Troy
Most Total Offense Attempts	35; Andrew Bunch vs. Troy (11 rush, 27 passes)
Most Total Offense Yards	304; Adrian Martinez vs. Colorado (117 rush, 187 pass)
Most All-Purpose Attempts	17; Maurice Washington vs. Troy (14 rushes, 3 receptions)
Most All-Purpose Yards	117; Adrian Martinez vs. Colorado
Most Touchdowns Scored	2; Adrian Martinez vs. Colorado

## NEBRASKA INDIVIDUAL SPECIAL TEAMS HIGHS

Most Field Goals Attempted	3; Barret Pickering vs. Troy
Most Field Goals Made	2; Barret Pickering vs. Troy
Longest Field Goal Made	32; Barret Pickering vs. Troy
Longest Field Goal Attempted	43; Barret Pickering vs. Colorado
Longest Punt Return, TD	none
Longest Punt Return, No TD	2; Tyjon Lindsey vs. Colorado
Most Punt Return Yardage	-2; Tyjon Lindsey vs. Colorado
Longest Kickoff Return, TD	none
Longest Kickoff Return, No TD	31; JD Spielman vs. Troy
Longest Blocked Punt, TD	none
Longest Blocked Field Goal Return	none
Most Kickoff Return Yardage	70; JD Spielman vs. Troy
Most Punts	3; Caleb Lightbourn vs. Colorado (42.7 avg)
Highest Punting Average	42.7; Caleb Lightbourn vs. Colorado (3 punts)
Longest Punt	51; Caleb Lightbourn vs. Troy
Most Blocked Field Goals	none
Most Blocked Punts	none
Most Blocked PAT	none

## NEBRASKA INDIVIDUAL DEFENSIVE HIGHS

Most Total Tackles	12; Mohamed Barry vs. Colorado (4 solo, 8 asst.)
Most Solo Tackles	5; Tyrin Ferguson vs. Colorado (10 tackles)
Most Tackles for Loss	3; Luke Gifford vs. Colorado (13 yards)
Most Yards Lost	16; Khalil Davis vs. Colorado (2 TFL)
Most Quarterback Sacks	16; Khalil Davis vs. Colorado
Most Yards Lost	16; Khalil Davis vs. Colorado (2.0 sacks)
Most Pass Breakups	2; Dicaprio Bootle vs. Colorado
Most Interceptions	1; Lamar Jackson vs. Troy
Longest Interception TD Return	none
Longest Interception Return, No TD	0; Lamar Jackson vs. Troy
Longest Fumble TD Return	none
Longest Fumble Return, No TD	none

## OPPONENT STATISTICAL HIGHS AND LOWS

OPPONENT TOTALS	HIGHS	LOWS
Points Scored	33 vs. Colorado	24 vs. Troy
First Downs	26 vs. Colorado	12 vs. Troy
Rushing Attempts	35 vs. Colorado	34 vs. Troy
Rushing Yards	143 vs. Troy	44 vs. Colorado
Passes Attempted	50 vs. Colorado	21 vs. Troy
Passes Completed	33 vs. Colorado	14 vs. Troy
Had Intercepted	1 vs. Troy	0 vs. Colorado
Passing Yards	351 vs. Colorado	110 vs. Troy
Total Plays	85 vs. Colorado	55 vs. Troy
Total Yards	395 vs. Colorado	253 vs. Troy
Possession Time	30:15 vs. Colorado	27:06 vs. Troy
Fumbles	3 vs. Troy	0 vs. Colorado
Fumbles Lost	1 vs. Troy	0 vs. Colorado
Turnovers	2 vs. Troy	0 vs. Colorado
Turnover Margin	+3 vs. Colorado	+1 vs. Troy
Penalties	10 vs. Troy	6 vs. Colorado
Yards Penalized	95 vs. Troy	48 vs. Colorado
Sacks By-Yards Lost	3-23 vs. Troy	2.0-12 vs. Colorado
Team Tackles for Loss-Yards	10-48 vs. Troy	7-25 vs. Colorado

### OPPONENT INDIVIDUAL HIGHS

Most Yards Rushing	70; B.J. Smith (Troy)
Most Rushing Attempts	12; Kyle Evans (Colorado)
Most Yards Passing	351; Steven Montez (Colorado)
Most Passing Attempts	50; Steven Montez (Colorado)
Most Pass Completions	33; Steven Montez (Colorado)
Most Pass Receptions	10; Laviska Shenault (Colorado)
Most Yards Receiving	177; Laviska Shenault (Colorado)

### OPPONENT INDIVIDUAL LONGEST PLAYS

Rush	57; Sawyer Smith (Troy)
Pass	40; Steven Montez to Laviska Shenault (Colorado)
Field Goal	40; James Stefanou (Colorado)
Punt Return	58*; Cedarius Rookard (Troy)
Kickoff Return	27; Ronnie Blackmon (Colorado)
Fumble Return	None
Interception Return	22; Nate Landman (Colorado)
Punt	79; Tyler Sumpter (Troy)

## COLORADO 33, NEBRASKA 28

SCORE BY QUARTERS	1	2	3	4	FINAL
Colorado	14	3	10	6	33
Nebraska	7	14	7	0	28

### SCORING SUMMARY

QTR	TIME	TEAM	SCORE
1st	09:00	COLO	MacIntyre 3 yd pass from Montez (Stefanou kick)
1st	06:47	COLO	Shenault 3 yd run (Stefanou kick)
1st	03:47	NEB	Martinez 41 yd run (Pickering kick)
2nd	10:15	NEB	Ozigbo 8 yd run (Pickering kick)
2nd	02:24	NEB	Martinez 3 yd run (Pickering kick)
2nd	00:28	COLO	Stefanou 40 yd field goal
3rd	10:59	COLO	Stefanou 35 yd field goal
3rd	05:35	NEB	Spielman 57 yd pass from Martinez (Pickering kick)
3rd	01:24	COLO	MacIntyre 8 yd pass from Montez (Stefanou kick)
4th	01:06	COLO	Shenault 40 yd pass from Montez (pass failed)

**Lincoln (Sept. 8)** - Steven Montez's touchdown pass with 1:06 remaining gave Colorado a 33-28 win over Nebraska, spoiling the debut of Husker Head Coach Scott Frost.

The Huskers, who overcame an early 14-0 deficit, led 28-27 before Montez drove CU 77 yards for the winning score. A costly personal foul on NU on 3rd-and-24 kept the drive alive before Montez hit Laviska Shenault on a 40-yard strike for the winning score.

The Huskers who were hurt by 11 penalties and three turnovers, still had an opportunity as backup quarterback Andrew Bunch drove NU to the Colorado 21 in the final minute but were unable to score in the final seconds.

Nebraska put up 565 total yards on Colorado, including 329 rushing yards, as quarterback Adrian Martinez (117) and Greg Bell (104) both reached the century mark, the first time NU had two 100-yard rushers since 2014. Martinez added 187 yards on 15-of-20 passing in his collegiate debut before leaving the game with an injury.

The Blackshirts held CU to just 44 rushing yards, while recording seven sacks of Montez - the most by the Nebraska defense in five seasons. But Montez answered with 351 yards on 33-of-50 passing with three scores, two touchdown passes to Jay MacIntyre and the game-winner to Shenault, who had 177 receiving yards.

Trailing 14-0 after a pair of turnovers, Martinez put the Big Red on the board, sprinting 41 yards to paydirt on Nebraska's next drive to cap an eight-play, 75-yard march to pull the Huskers within 14-7. The Huskers tied the score going 52 yards in seven plays, as Devine Ozigbo scored from eight yards out. The senior had 25 of the 52 yards on the drive for the Huskers.

Martinez gave the Huskers their first lead, scoring from three yards with 2:24 left in the half. That capped an eight-play, 79-yard march for the Big Red. Martinez also completed 9-of-11 first-half passes for 86 yards.

In the second quarter, the Huskers outgained Colorado 140-36, including 105-(-12) on the ground, to carry a 329-139 edge in total yards for the half despite managing just a 21-17 halftime lead.

After Colorado kicked a second field goal to pull within 21-20, Martinez found JD Spielman on a 57-yard strike to put the Big Red up 28-20 with 5:35 left in the third quarter.

The Buffaloes came right back on their next drive as Montez found MacIntyre on an 8-yard pass to put the visitors within one with 1:24 left in the third quarter.

### TEAM STATISTICS

	COLO	NEB
FIRST DOWNS	26	25
RUSHES-YARDS (NET)	35-44	54-329
PASSING YDS (NET)	351	236
Passes Att-Comp-Int	50-33-0	29-19-1
TOTAL OFFENSE PLAYS-YARDS	85-395	83-565
Fumble Returns-Yards	0-0	0-0
Punt Returns-Yards	2-10	3--2
Kickoff Returns-Yards	2-51	3-45
Interception Returns-Yards	1-22	0-0
Punts (Number-Avg)	5-43.4	3-42.7
Fumbles-Lost	0-0	3-2
Penalties-Yards	8-46	11-95
Possession Time	30:15	29:45
Third-Down Conversions	6 of 18	5 of 13
Fourth-Down Conversions	2 of 3	0 of 3
Red-Zone Scores-Chances	4-5	2-3
Sacks By: Number-Yards	2-12	7-43

**RUSHING: COLO-** Kyle Evans 12-25; Travon McMillian 8-25; Laviska Shenault 2-5; K.D. Nixon, 2--4; Steven Montez 11--7. **NEB-**Adrian Martinez 15-117; Greg Bell 13-104; Devine Ozigbo 14-60; Maurice Washington 8-34; Tyjon Lindsey 2-9; JD Spielman 1-4; Andrew Bunch 1-1

**PASSING: COLO-** Steven Montez 33-50-0-351-3 **NEB-**Adrian Martinez 15-20-1-187-1; Andrew Bunch 4-9-0-49-0

**RECEIVING: COLO-** Laviska Shenault 10-177; Jay MacIntyre 8-45; Juwann Winfree 5-48; K. D. Nixon 5-39; Tony Brown 2-28; Travon McMillian 2-5; Kyle Evans 1-9. **NEB-**Stanley Morgan Jr. 5-75; JD Spielman 3-67; Mike Williams 3-40; Devine Ozigbo 2-17; Maurice Washington 2-16; Greg Bell 2-3; Kurt Rafdal 1-14; Jack Stoll 1-4.

**INTERCEPTIONS: COLO-** Nate Landman, 1-22. **NEB-**None

**FUMBLES: COLO-**None. **NEB-**Adrian Martinez 2-1; Greg Bell 1-1.

**TACKLES: COLO-**Nate Landman 8-5. **NEB-**Mohamed Barry 4-8

## TROY 24, NEBRASKA 19

SCORE BY QUARTERS	1	2	3	4	FINAL
Troy	3	14	0	7	24
Nebraska	0	7	6	6	19

### SCORING SUMMARY

QTR	TIME	TEAM	SCORE
1st	07:24	TROY	Sumpter 37 yd field goal
2nd	12:17	TROY	Rookard 58 yd punt return (Sumpter kick)
2nd	05:12	TROY	Smith, B 9 yd run (Sumpter kick)
2nd	03:02	NEB	Morgan 9 yd pass from Bunch (Pickering kick)
3rd	10:25	NEB	Pickering 23 yd field goal
3rd	03:02	NEB	Pickering 32 yd field goal
4th	06:45	TROY	Smith, B 26 yd run (Sumpter kick)
4th	02:55	NEB	Spielman 7 yd pass from Bunch (pass failed)

**Lincoln (Sept. 15)** - For the second straight week Nebraska out-yarded its opponent but could not overcome early turnovers in a 24-19 loss to Troy.

Nebraska managed 364 total yards with sophomore Andrew Bunch playing from start to finish at quarterback for the Big Red. Bunch completed 19-of-27 passes for 177 yards with two touchdowns, but he also threw a pair of interceptions.

As a team, the Huskers out-gained the Trojans 187-143 on the ground, but three first-half turnovers by Nebraska and a 58-yard punt return for a touchdown by Troy's Cedarius Rookard helped the visitors jump out to a 17-0 lead.

Maurice Washington led the Husker rushing attack with 92 yards on 14 carries, while Greg Bell added 68 yards on 14 totes.

The Huskers also won the time of possession battle (32:54-27:06), but several big plays in the punting game sparked the Trojans. Not only did Rookard's return for touchdown help Troy, Tyler Sumpter's 79-yard punt after the Trojans' opening offensive possession of the game and two other long punts helped Troy maintain a field position edge.

The Huskers got on the board right before halftime, as Bunch connected with Stanley Morgan Jr. on an eight-yard strike to pull NU within 17-7.

Nebraska got a special teams' break on its first possession of the half, as Rookard fumbled the ball before Cam Taylor recovered at the Troy 6-yard line. But the Huskers settled for Barret Pickering's first career field goal from 23 yards out to cut the margin to 17-10 with 10:25 left in the third quarter.

The Huskers appeared to have tied the score momentarily on a touchdown catch by JD Spielman, but a costly penalty wiped away the touchdown before Pickering's 32-yard field goal cut Troy's lead to 17-13 with 3:02 left in the third.

For the game, Nebraska was flagged 10 times for 77 yards, while Troy also committed 10 penalties for 95 yards.

Troy then mounted its only sustained drive of the second half, marching 62 yards in 10 plays over 4:34 to go up 24-13 with 6:45 left in the contest.

However the Huskers refused to quit, as Bunch and the Big Red answered with an 11-play, 75-yard drive capped by Spielman's touchdown catch.

The Blackshirts then forced a 3-and-out by Troy on the ensuing drive to give the ball back to Bunch and the offense at the NU 27 with 2:31 left in the game. But Nebraska's chance to complete the comeback was short-lived, as Bunch was intercepted by Will Sunderland, ending NU's comeback hopes.

Quarterback Kaleb Barker led the Trojans by completing 14-of-21 passes for 110 yards, while B.J. Smith provided the biggest plays for the Troy offense with 11 carries for 70 yards, including a pair of touchdowns.

### TEAM STATISTICS

	TROY	NEB
FIRST DOWNS	12	22
RUSHES-YARDS (NET)	34-143	48-187
PASSING YDS (NET)	110	177
Passes Att-Comp-Int	21-14-1	27-19-2
TOTAL OFFENSE PLAYS-YARDS	55-253	75-364
Fumble Returns-Yards	0-0	0-0
Punt Returns-Yards	3-65	0-0
Kickoff Returns-Yards	1-13	3-70
Interception Returns-Yards	2-10	1-0
Punts (Number-Avg)	5-53.8	5-41.6
Fumbles-Lost	3-1	4-1
Penalties-Yards	10-95	10-77
Possession Time	27:06	32:54
Third-Down Conversions	4 of 12	5 of 15
Fourth-Down Conversions	0 of 1	1 of 1
Red-Zone Scores-Chances	2-2	4-5
Sacks By: Number-Yards	3-23	3-19

**RUSHING: TROY-** B.J. Smith 11-70; Sawyer Smith 4-60; Jabir Daughtry-Frye 6-15; Kaleb Barker 8-12; Deondre Douglas 1--2; **TEAM** 4--12. **NEB-**Maurice Washington 14-92; Greg Bell 14-64; Devine Ozigbo 9-25; Andrew Bunch 10-5; JD Spielman 1-1.

**PASSING: TROY-** Kaleb Barker 14-21-1-110-0 **NEB-**Andrew Bunch 19-27-2-177-2

**RECEIVING: TROY-** Tray Eafford 4-33; Deondre Douglas 4-6; Sidney Davis 3-21; Jabir Daughtry-Frye 2-11; Damion Willis 1-39. **NEB-**JD Spielman 6-45; Stanley Morgan Jr. 5-64; Maurice Washington 3-14; Kurt Rafdal 1-26; Jack Stoll 1-9; Devine Ozigbo 1-7; Tyjon Lindsey 1-6; Greg Bell 1-6.

**INTERCEPTIONS: TROY-** Tyler Murray 1-6; Will Sunderland 1-4. **NEB-**Lamar Jackson 1-0

**FUMBLES: TROY-**TEAM 2-0; Cedarius Rookard 1-1 **NEB-**Andrew Bunch 3-0; Jack Stoll 1-1.

**TACKLES: TROY-**Tron Folsom 8-6. **NEB-**Will Honas 3-5.