

N NEBRASKA FOOTBALL

5 NATIONAL CHAMPIONSHIPS • 46 CONFERENCE TITLES • 53 BOWL GAMES



NEBRASKA
CORNHUSKERS

- **Record:** 3-4 (2-2, Big Ten)
- **Last Game:** lost to Ohio St., 56-14
- **Rankings:** Not ranked
- **Coach:** Mike Riley
- **At Nebraska:** 18-15 (3rd year)
- **Career:** 111-95 (17th year)
- **vs. Purdue:** 1-1



BTN

Brandon Gaudin, Play-by-Play
Glen Mason, Analyst
Michelle McMahon, Sidelines

19

Nebraska redshirt freshman J.D. Spielman has 19 receptions on third or fourth down. That ties for the third-most receptions on third or fourth down in the nation and is first in the Big Ten. Spielman's five fourth-down receptions are the most in the nation.

4

Nebraska will be playing its fourth consecutive night game on Saturday in West Lafayette. Nebraska has had just two longer stretches of night games in school history, most recently a five-game stretch of night games in 2014.

28

Nebraska junior I-back Devine Ozigbo needs 28 rushing yards on Saturday to join the Nebraska career 1,000-yard rushing club. Ozigbo would become the 65th Cornhusker player to have 1,000 career rushing yards.

THE MATCHUP

Nebraska returns to action following a bye week, as it travels to West Lafayette, Ind., to take on the Purdue Boilermakers in a Big Ten West division matchup. The game will kick off at 6:30 p.m. CT (7:30 p.m. local) from Purdue's Ross-Ade Stadium. Television coverage will be provided by BTN, with radio coverage on the IMG Husker Sports Network.

The Huskers head to West Lafayette with a 3-4 record and a 2-2 mark in Big Ten play, following consecutive setbacks against top-10 foes Wisconsin and Ohio State, prior to a bye week. The Huskers remain in a tie for second place in the West Division with its 2-2 league mark, and has four remaining games against divisional opponents in the final five weeks, beginning with Saturday's game at Purdue.

Purdue has shown signs of being one of the nation's most improved teams in 2017, particularly at home at Ross-Ade Stadium. The Boilermakers have posted a 3-4 record and a 1-3 Big Ten mark in their first season under Head Coach Jeff Brohm. Purdue has posted a 2-1 record at home this season with their only setback against nationally ranked Michigan.

Purdue is coming off a narrow 14-12 loss at Rutgers on Saturday, in a game the Boilermakers dominated statistically, outgaining Rutgers 474 yards to 217 yards. Three of the Boilermakers' four losses this season have come against teams that were nationally ranked at game time, with two of those losses by eight or fewer points.

NEBRASKA FOOTBALL TOP 10

- Nebraska is 892-376-40 all-time, one of only 10 schools with 800 wins.
- The Cornhuskers are tied for fourth all-time with their 892 victories.
- Nebraska has won five national titles (1970, 1971, 1994, 1995, 1997).
- The Huskers have won an NCAA record 46 conference championships.
- Nebraska's 53 all-time bowl appearances rank second in NCAA history.
- Three Huskers have won the Heisman Trophy (Rodgers, Rozier, Crouch).
- Nebraska's 107 football Academic All-Americans lead the nation.
- The Huskers have 110 first-team All-Americans in school history.
- Nebraska football is the only team in any sport in NCAA history to total 100 athletic and academic All-Americans.
- Memorial Stadium has been sold out every game since Nov. 3, 1962, a streak of 359 consecutive sellouts.



PURDUE
BOILERMAKERS

- **Record:** 3-4 (1-3, Big Ten)
- **Last Game:** lost to Rutgers, 14-12
- **Rankings:** Not ranked
- **Coach:** Jeff Brohm
- **At Purdue:** 3-4 (1st year)
- **Career:** 33-14 (4th year)
- **vs. Nebraska:** first meeting



HUSKER RADIO
Greg Sharpe
Matt Davison
Ben McLaughlin

NATIONAL SIMULCASTS
• Sirius: 135 • XM: 195

1 NEBRASKA 43
ARKANSAS STATE 36

Saturday, Sept. 2 • 7 p.m. (BTN)
Lincoln, Neb. • Memorial Stadium

2 OREGON 42
NEBRASKA 35

Saturday, Sept. 9 • 3:30 p.m. (FOX)
Eugene, Ore. • Autzen Stadium

3 NORTHERN ILLINOIS 21
NEBRASKA 17

Saturday, Sept. 16 • 11 a.m. (FS1)
Lincoln, Neb. • Memorial Stadium

4 NEBRASKA 27
RUTGERS 17

Saturday, Sept. 23 • 2:30 p.m. (BTN)
Lincoln, Neb. • Memorial Stadium

5 NEBRASKA 28
ILLINOIS 6

Friday, Sept. 29 • 7 p.m. (FS1)
Champaign, Ill. • Memorial Stadium

6 #9 WISCONSIN 38
NEBRASKA 17

Saturday, Oct. 7 • 7 p.m. (BTN)
Lincoln, Neb. • Memorial Stadium

7 #9 OHIO STATE 56
NEBRASKA 14

Saturday, Oct. 14 • 6:30 p.m. (FS1)
Lincoln, Neb. • Memorial Stadium

8 NEBRASKA 3-4
PURDUE 3-4

Saturday, Oct. 28 • 6:30 pm. (BTN)
West Lafayette, Ind. • Ross-Ade Stadium

9 NORTHWESTERN 4-3
NEBRASKA 3-4

Saturday, Nov. 4 • TBA (TBA)
Lincoln, Neb. • Memorial Stadium

10 NEBRASKA 3-4
MINNESOTA 4-3

Saturday, Nov. 11 • TBA (TBA)
Minneapolis, Minn. • TCF Bank Stadium

11 NEBRASKA 3-4
#2 PENN STATE 7-0

Saturday, Nov. 18 • TBA (TBA)
University Park, Pa. • Beaver Stadium

12 IOWA 4-3
NEBRASKA 3-4

Friday, Nov. 24 • 3 p.m. (FS1)
Lincoln, Neb. • Memorial Stadium

13 BIG TEN CONFERENCE
CHAMPIONSHIP GAME

Saturday, Dec. 2 • 7 p.m. (FOX)
Indianapolis, Ind. • Lucas Oil Stadium

NEBRASKA COMMUNICATIONS

One Memorial Stadium
P.O. Box 880123
Lincoln, NE 68588-0123
(402) 472-2263
sportsinfo@huskers.com

Shipping Address: 600 Stadium Drive

FOOTBALL CONTACTS

Credential Requests..... Huskers.com/Media

Assistant A.D./Communications... Keith Mann

Phone.....402-472-0237
E-Mail.....kmann@huskers.com

Sr. Assoc. Comm. Director . Shamus McKnight

Phone.....402-472-7772
E-Mail.....smcknight@huskers.com

Associate Comm. DirectorMatt Smith

Phone.....402-472-7780
E-Mail.....msmith@huskers.com

Admin. Associate (Credentials) .. Vicki Capazo

Phone.....402-472-2263
E-Mail.....vcapazo@huskers.com

Huskers.com • @Huskers

GENERAL MEDIA POLICIES

All player and coach interviews must be arranged at least one day in advance through the Nebraska Communications Office. Contact Keith Mann, Shamus McKnight, Matt Smith or Erica Nett. All post-practice interviews will be conducted at the practice site. Interviews will not be conducted in the weight room, Student Life Complex, training room, hallways or the tunnel leading from the locker room to the field. The Nebraska locker room, training room and football office meeting rooms are **OFF-LIMITS** to the media. When arriving for post-practice interviews, media should wait in the Hawks Center lobby, or access Memorial Stadium through Gate 11 entrance if practice is in the stadium.

Requested players are available (depending on class schedules) at the Monday press conferences (11:30 a.m.-1 p.m.) and after practice on the field on Tuesday. Player cell phone numbers will **NOT** be given to the media.

Practices are **CLOSED** to the media and to the general public during the season. Media will be allowed to shoot photos/video at the start of practice on Tuesdays (app. 15 minutes). A Communications representative will be on hand during the open portion of practice.

After all games, Nebraska's locker room is closed. Head Coach Mike Riley, coordinators and requested players will be brought to the postgame interview room after a 10-minute cooling off period. At home, the postgame interview room is located in the strength complex of the Osborne Athletic Complex. Media are asked to wait to set up equipment until the conclusion of halftime. On the road, Coach Riley, assistant coaches and requested players will be brought to the designated interview area. Please note, **NO INTERVIEWS** will be conducted on the field as the players are returning to the locker room.

NEBRASKA MEDIA INFORMATION AND POLICIES

COACH AND PLAYER AVAILABILITY

MONDAY

Nebraska Weekly Press Conference

Coach Riley will be available in the West Stadium Level 6 at Memorial Stadium at 11:30 a.m. CT. The press conference will be available free at Huskers.com. Players will follow Coach Riley at the press conference.

Following Monday practice, assistant coaches will be available on the practice field. No player interviews will be conducted following Monday practice.

TUESDAY

Big Ten Teleconference (Mike Riley - 11:24 a.m. CT)

To participate on the teleconference, media members should call 1-866-392-7674. Contact the Big Ten Conference Office for the weekly passcode. The calls will be available for playback approximately two hours after each conference at www.bigten.org.

- 11:00 a.m. – Chris Ash, Rutgers
- 11:08 a.m. – Jim Harbaugh, Michigan
- 11:16 a.m. – Paul Chryst, Wisconsin
- 11:24 a.m. – **MIKE RILEY, NEBRASKA**
- 11:32 a.m. – Mark Dantonio, Michigan State
- 11:40 a.m. – Kirk Ferentz, Iowa
- 11:48 a.m. – P.J. Fleck, Minnesota
- 11:56 a.m. – Pat Fitzgerald, Northwestern
- 12:04 p.m. – Lovie Smith, Illinois
- 12:12 p.m. – DJ Durkin, Maryland
- 12:20 p.m. – Jeff Brohm, Purdue
- 12:28 p.m. – James Franklin, Penn State
- 12:36 p.m. – Urban Meyer, Ohio State
- 12:44 p.m. – Tom Allen, Indiana

A group of players not at Monday's press conference and assistant coaches will be available on the field after practice.

WEDNESDAY

There will be no interviews following Wednesday practice.

THURSDAY

Coach Riley available after practice on field.

FRIDAY

No Media Availability.

RILEY PHONE INTERVIEWS

Media wishing to try to arrange a phone interview may contact Keith Mann for availability. Please contact the Communications Office as far in advance as possible.

STUDENT-ATHLETE PHONE INTERVIEWS

Out-of-town media requesting phone interviews with players should contact Keith Mann or Shamus McKnight with those requests, preferably on Sundays, but no later than 10 a.m. CT on Monday of game week. Other than rare exceptions, these interviews will take place only during the Monday press conference window or the Tuesday post-practice player availability.

S-A/COACH MUG SHOTS

Action photos and/or a flash drive of Nebraska mug shots may be obtained by calling or e-mailing the Nebraska Communications Office.

HUSKERS.COM

Huskers.com is the official site of Nebraska Athletics and includes updated stats, game notes, depth chart and extensive quotes and audio and video clips from Nebraska's Monday press conference, including Coach Riley and selected players in the afternoon.

CREDENTIALS

Media may make credential requests for home games on-line at Huskers.com/media. Follow the steps on the web site to complete the application. You will receive an e-mail confirming your application, and approval/denial e-mail. Contact Vicki Capazo at (402) 472-2263 with questions. Once again this season, photo ID will be required to gain access to the stadium on game day and the name on your photo ID and credential must match. Single-game credentials will not be mailed and must be picked up on game day at media will call.

TELECONFERENCE/SATELLITE FEED/FTP

For video of Nebraska's press conferences contact the Communications Office. All of Coach Riley's press conferences are available live on Huskers.com. Several players will follow Riley at the press conference.

MEDIA GUIDE AND SUPPLEMENT ON-LINE

PDF versions of the 2017 Nebraska media guide and media supplement are available on Huskers.com. Please go to the "Football" page, on the right menu, click on "2017 Media Guide" and proceed.

BANK OF THE WEST NEBRASKA FOOTBALL SHOW "DAY BY DAY"

The Nebraska Football television show will air on several affiliates throughout the 2017 season. The stations and times are as follows:

- KOLN/KGIN-Lincoln (Sunday, 10:35 p.m.)
- KNPL-North Platte (Sunday, 10:35 p.m.)
- KMTV-Omaha (Sunday, 11 p.m.)
- Fox Sports Midwest-Monday, 1 p.m.

The N-Side Nebraska show will follow the half-hour football show and feature all 24 of Nebraska's sports, including football during the fall.

IMG HUSKER SPORTS RADIO NETWORK

The Husker IMG Sports Network will continue the strong tradition of broadcasting excellence in 2017, as it brings NU football to fans across the nation and the world.

In the state of Nebraska, KXSP (590 AM and KEZO (92.3 FM) serve as the Omaha affiliates. KLIN (1400 AM) along with KFGE (98.1 FM) remain the Lincoln affiliates, while KRVN (880 AM) is a powerful central Nebraska affiliate that reaches around the state. All radio broadcasts are available live on Huskers.com, the Official Husker App, TuneIn.com, the TuneIn Radio App and SiriusXM Satellite Radio.

2017 NEBRASKA STATIONS

- Ainsworth: 1400 AM
- Alliance: 1400 AM
- Beatrice: 1450 AM
- Broken Bow: 95.3 FM
- Chadron: 610 AM
- Columbus: 900 AM/101.1 FM
- Cozad: 1580 AM
- Fairbury: 1310 AM/99.5 FM
- Falls City: 1230 AM
- Fremont: 105.5 FM
- Grand Island: 1430 AM/97.3 FM
- Hastings: 1230 AM/94.5 FM
- Holdrege: 1380 AM/97.7 FM
- Imperial: 102.9 FM
- Kearney: 1340/105.9
- Lexington: 880 AM
- Lincoln: 1400 AM/98.1 FM
- McCook: 93.9/102.1 FM
- Neb. City: 1600 AM/103.1 FM
- Norfolk: 94.7 FM
- North Platte: 1240 AM/103.5 FM
- Ogallala: 93.5 FM
- Omaha: 590 AM/92.3 FM
- Scottsbluff: 960 AM/94.1 FM
- Sidney: 1340 AM/98.7 FM
- Superior: 1600 AM/103.9 FM
- Valentine: 940 AM
- West Point: 840/98.3 AM
- York: 1370 AM

WEEKLY MEDIA CALENDAR: NEBRASKA VS. PURDUE (OCT. 23-28)

MONDAY, OCT. 23	TUESDAY, OCT. 24	WEDNESDAY, OCT. 25	THURSDAY, OCT. 26	FRIDAY, OCT. 27	SATURDAY, OCT. 28
PRESS CONFERENCE 11 a.m. - Lunch 11:30 a.m. - Mike Riley <i>Student-Athletes to follow</i>	BIG TEN CONF. CALL 11 a.m. - Call begins 11:24 a.m. - Mike Riley <i>Details: Contact Big Ten</i>		NEBRASKA FOOTBALL RADIO HOUR (HSN) 7 p.m. - Bob Diaco		GAME DAY Nebraska at Purdue, 7:30 p.m. ET (BTN)
PRACTICE 5:45 - 7 p.m. <i>Available after practice:</i> • Offensive assistant coaches	PRACTICE 3:35 - 5:45 p.m. <i>Available after practice:</i> • Defensive assistant coaches • Requested S-A	PRACTICE 3:35 - 5:45 p.m. NO MEDIA ACCESS	PRACTICE 3:45 - 5:20 p.m. <i>Available after practice:</i> • Mike Riley	PRACTICE Walk-thru at Memorial Stadium before departure; travel to Purdue NO MEDIA ACCESS	POST-GAME Post-game interview area <i>Available after game:</i> • Mike Riley • Coordinators • Requested players

NEBRASKA-PURDUE SERIES

Games: 5

Standing: Nebraska leads, 3-2

At Lincoln: Nebraska leads, 2-0

At West Lafayette: Purdue leads, 2-1

NEBRASKA-PURDUE MEETINGS

Date	Site	Rank NU/PU	Result	Score
9/27/1958	W. Lafayette	/	L	0-28
10/12/2013	W. Lafayette	/	W	44-7
11/1/2014	Lincoln	17/	W	35-14
10/31/2015	W. Lafayette	/	L	45-55
10/22/2016	Lincoln	8/	W	27-14

Series scoring	Total	Average
Nebraska	151	30.2
Purdue	118	23.6

- Nebraska holds a 3-1 edge in the series as Big Ten opponents.
- The Huskers and Purdue are both members of the West Division and meet each year. The schools were in opposite divisions of the Big Ten from 2011 to 2013.
- Prior to the first meeting as Big Ten opponents in 2013, the schools had not met since 1958.

MOOS NAMED NEBRASKA ATHLETIC DIRECTOR

Bill Moos, a distinguished leader in collegiate athletics who elevated programs at the Oregon and Washington State to national prominence, was named Nebraska's athletic director on Sunday, Oct. 15.

Moos, who had been director of athletics at Washington State since 2010, began his tenure in Lincoln on Monday, Oct. 23.

In his seven years at Washington State, Moos secured a 10-year, \$35 million marketing rights agreement with IMG College and led a \$130 million addition and remodel of WSU's football stadium. He was in a leading position in securing the conference's 12-year, \$3 billion television contract with Fox and ESPN. In Moos' time in Pullman, the Cougar Athletic Fund's Annual Giving program has seen an 81 percent increase in gifts. From 2010-16, Cougar student-athletes and coaches earned 805 academic all-conference honors, 130 all-conference selections, 45 All-America accolades and three Pac-12 coach-of-the-year honors.

Moos led Oregon's athletics from 1995-2007, during which time the athletic department grew to national prominence – its annual budget rose from \$18.5 million in his first year to more than \$40 million by 2007 and became self-sufficient. In Moos' Oregon tenure, the Ducks won 13 Pac-10 championships in six different sports; and UO student-athletes earned 722 academic all-conference selections, 34 Academic All-America selections, nine NCAA post Graduate Scholars and one NCAA Top VIII Award.

Moos came to Oregon after five years as the University of Montana's director of athletics. He began his career in 1982 as assistant athletic director at Washington State and also was the school's associate director. He was director of development for more than five years and associate director for nearly two, supervising all external operations. For eight years prior to that, he managed and owned private businesses in Washington and Oregon.

Raised on a wheat and cattle ranch in eastern Washington, Moos went to high school in Olympia when his father was in the governor's cabinet. He earned a bachelor's degree in history in Pullman and was a three-year letterman in football. He co-captained Washington State's 1972 team and was first-team All-Pac-8. He and his wife Kendra have three daughters, Christa, Brittany and Kaiti; and two sons, Bo and Benjamin.

RILEY IN THIRD SEASON AT HELM OF HUSKER PROGRAM

Head Coach Mike Riley is in his third season as the Nebraska head coach in 2017. Riley has guided the Huskers to an 18-15 record.

- Riley is in his 26th season as a head coach, tying for the second-most experience of any FBS head coach entering the 2017 season.
- Riley is one of eight active FBS head coaches who also has experience as an NFL head coach.
- Riley owns 16 victories over nationally ranked opponents during his college head coaching tenure.

VETERANS LEADING YOUNG 2017 HUSKER TEAM

The 2017 version of Nebraska football is one of the youngest teams in the Big Ten Conference. Coupled with that youth, Nebraska does feature several players with extensive starting experience. Six players have at least 20 career starts at Nebraska, led by place-kicker Drew Brown.

Overall, Nebraska has 19 players with at least 10 collegiate starts, including quarterback Tanner Lee, who made 19 starts at Tulane and has started each game in 2017 with the Huskers.

MOST EXPERIENCED HUSKER STARTERS

Player, Pos.	Career Starts
Drew Brown, PK	46
Joshua Kalu, S	32
Nick Gates, OT	30
Dedrick Young II, LB	27
Tanner Lee, QB*	26
Freedom Akinmoladun, DE	24
Chris Jones, CB	21
Aaron Williams, S	20

*-19 starts at Tulane, 2014-15



BIG TEN STANDINGS

WEST DIVISION

Place	Team	Overall	Big Ten
1.	Wisconsin	6-0	3-0
2.	Northwestern	4-3	2-2
	Nebraska	3-4	2-2
4.	Iowa	4-3	1-3
	Minnesota	4-3	1-3
	Purdue	3-4	1-3
7.	Illinois	2-5	0-4

EAST DIVISION

Place	Team	Overall	Big Ten
1.	Penn State	7-0	4-0
	Ohio State	6-1	4-0
	Michigan State	6-1	4-0
4.	Michigan	5-2	2-2
	Rutgers	3-4	2-2
6.	Maryland	3-4	1-3
7.	Indiana	3-4	0-4

BIG TEN CONFERENCE

PLAYER OF THE WEEK NOMINEES

Game	Offense	Defense	Sp. Teams	Frosh
ASU	Bryant		Spielman	Spielman
ORE	Morgan	Williams		
NIU				
RU	Ozigbo	Reed	Pierson-El	Spielman
ILL	Lee	Weber		Stille
WIS				
OSU				Spielman
PUR				
NU				
MINN				
PSU				
IOWA				

Bold indicates winner

2017 HUSKER HONORS

Drew Brown, Sr., PK

- Lou Groza Award Watch List (1 of 30)
- Wuerffel Trophy Watch List (1 of 109)
- Senior Bowl Watch List
- Senior CLASS Award Nominee

Nick Gates, Jr., OT

- Outland Trophy Watch List (1 of 81)

Chris Jones, Sr., DB

- Thorpe Award Watch List (1 of 45)

Joshua Kalu, Sr., DB

- Lott IMPACT Award Watch List
- Senior Bowl Watch List

David Knevel, Sr., OT

- Senior Bowl Watch List

Tanner Lee, Jr., QB

- Johnny Unitas Award Watch List

De'Mornay Pierson-El, Sr., WR/PR

- Paul Hornung Award Watch List (1 of 46)

Ben Stille, Fr., LB

- Big Ten Freshman of the Week (vs. Illinois)

Chris Weber, Sr., LB

- AFCA Good Works Team Nominee (1 of 146)
- Campbell Trophy Semifinalist (1 of 181)

LAST TIME OUT**OHIO STATE 56, NEBRASKA 14**

Team Stats	OSU	NU
First Downs	41	15
Rushes-Yards	47-279	16-44
Passes	31-39-0	27-47-1
Passing Yards	354	349
Total Offense	633	393
3rd Downs	10-of-13	5-of-15
Turnovers	0	1
Penalties	7-53	12-104
Time of Possession	35:15	24:45

NU Rushing Leader

Devine Ozigbo—9 carries, 24 yards

NU Passing Leader

Tanner Lee—23-38-0, 303 yards, 2 TD

NU Receiving Leaders

JD Spielman—11 receptions, 200 yards, TD

Stanley Morgan Jr.—3 receptions, 30 yards, TD

NU Defensive Leaders

Chris Weber—4 UT, 11 AT, 15 TT, TFL

Dedrick Young—4 UT, 10 AT, 14 TT, TFL

Mohamed Barry—1 UT, 7 AT, 8 TT

Sedrick King—2 UT, 5 AT, 7 TT, TFL

NU Special Teams Leaders

Caleb Lightbourn—4 punts, 48.0-yard average

NOTING GAME 6

- Redshirt freshman **JD Spielman** set a Nebraska record with 200 receiving yards on 11 receptions, including a 77-yard touchdown catch. Spielman's 11 receptions were a Nebraska freshman record, and the 200 yards bettered the previous NU record of 167 receiving yards by Matt Davison at Texas A&M in 1998.
- Spielman's 200 receiving yards were the most by a freshman in 2017 in the FBS ranks.
- Quarterback **Tanner Lee** passed for a Nebraska career-high 303 yards and two touchdowns. Lee has thrown for at least 200 yards in six of seven games.
- Senior linebacker **Chris Weber** had a team-high 15 tackles, marking his second double-figure tackle game of the season.
- Junior linebacker Dedrick Young registered a career-high 14 tackles, bettering his previous career high of 11 tackles against Illinois in 2015 and against Purdue in 2016.
- Redshirt freshman **Dicpario Bootle** made his first career start in the game, lining up at safety after playing cornerback in the first six games.
- Sophomore linebacker **Mohamed Barry** set a career-high with eight tackles, while junior linebacker **Sedrick King** had a career-best seven stops.

NUMEROUS HUSKERS MAKE FIRST CAREER STARTS IN 2017

Due to injuries and youth, Nebraska has had a number of players make their first career starts in 2017. Most recently, Nebraska saw redshirt freshman defensive back Dicaprio Bootle shift from cornerback to safety and make his first career start against Ohio State, while receiver Conor Young also make his first career start against the Buckeyes.

The starts by Bootle and Young brought Nebraska's first-time starters total in 2017 to 15 players.

FIRST-TIME STARTERS IN 2017

- Luke Gifford, LB (7)
- Eric Lee Jr., CB (6)
- Tyler Hoppes, TE (6)
- Connor Ketter, TE (6)
- Brenden Jaimes, Fr., OT (4)
- Michael Decker, So., C (4)
- Mikale Wilbon, Jr., IB (4)
- JD Spielman, RFr., WR (3)
- Sedrick King, Jr., LB (3)
- Tre Bryant, IB (2)
- Matt Farniok, RFr., OT (2)
- Gabe Rahn, Sr., WR (1)
- Ben Stille, RFr., LB (1)
- Dicaprio Bootle, RFr., DB (1)
- Conor Young, So., WR (1)

JAIMES IN RARE COMPANY FOR NU OFFENSIVE LINEMEN

True freshman Brenden Jaimes earned his first career start against Rutgers and has continued to hold down the right tackle position the past three games. Jaimes originally started at right tackle where senior David Knevel and redshirt freshman Matt Farniok were out with injury, but has continued to hold the No. 1 spot after those two have returned.

A native of Austin, Texas, Jaimes became just the fifth true freshman offensive lineman to start a game at Nebraska since 1972, and the first since 2011. Jaimes is also just the 11th offensive lineman to play at Nebraska as a true freshman.

TRUE FRESHMAN OL STARTERS IN NEBRASKA HISTORY (SINCE 1972)

- Matt Slauson, OG (3 games, 2005)
- Jacob Hickman, C (1 game, 2006)
- Javorio Burkes, OT (3 games, 2007)
- Tyler Moore, OT (4 games, 2011)
- Brenden Jaimes, OT (4 games, 2017)

YOUTH DOMINATES NU ROSTER

The large number of first-time starters throughout the 2017 season is indicative of a young 2017 Husker roster.

Nearly two-thirds of the squad is comprised of underclassmen, as 81 of the Huskers' 129 players are either freshmen or sophomores. Among players on Nebraska's offensive and defensive two-deep depth charts, 32 of 63 players are freshmen or sophomores. Nebraska has just five seniors listed on its defensive two-deep.

UNDERCLASSMEN BY POSITION GROUP

Group	Underclassmen	Total
Quarterbacks	3	4
Linebackers	16	22
Offensive Line	14	20
Tight Ends	6	9
Wide Receivers	10	16
Running Backs	6	12
Defensive Line	8	16

INJURIES TAKE EARLY TOLL ON 2017 HUSKERS

Nebraska is hopeful of a much healthier second half of the 2017 season. The injury hits started in the summer when All-America candidate cornerback Chris Jones was sidelined with a knee injury. Jones returned against Wisconsin in a part-time role at cornerback, and was back in the starting lineup against Ohio State.

Nebraska running back starter Tre Bryant went down with a knee injury after two games and has missed the past five games. His availability for the remainder of 2017 remains uncertain.

Nebraska was also without Joshua Kalu (S), and Marcus Newby (LB) for several weeks, before they returned against Wisconsin. Starters and key reserves Mikale Wilbon (IB), Aaron Williams (S), Antonio Reed (S), David Knevel (RT), Cole Conrad (C), Stanley Morgan Jr. (WR), Matt Farniok (RT), Bryan Reimers (WR) and Tyrin Ferguson (LB) have all missed time as well.

- Through seven games, Nebraska has lost 23 games by projected starters to injury.

PROJECTED STARTERS GAMES MISSED

- Chris Jones, Sr., CB, 5 games
- David Knevel, Sr., OT, 3 games
- Joshua Kalu, Sr., S, 3 games
- Tre Bryant, So., RB, 5 games
- Marcus Newby, Sr., LB, 2 games
- Stanley Morgan Jr., Jr., WR, 1 game
- Cole Conrad, Jr., C, 1 game
- Mikale Wilbon, Jr., RB, 1 game
- Aaron Williams, Jr., S, 1 game
- Antonio Reed, Jr., S, 1 game

RUSHING BATTLE OFTEN HOLDS THE KEY TO SUCCESS

The 2017 season has continued a tell-tale statistic for Nebraska in the running game. Nebraska has outrushed the opponent in all three of its victories, while losing the run game battle in three of its losses, and being even in the run department in a third loss.

Nebraska rushed for 225 yards, while holding Arkansas State to 82 yards on the ground in a 43-36 victory in the season opener.

In a 42-35 loss at Oregon, Nebraska rushed for 109 yards, while the Ducks gained 201 yards on the ground. NU picked up just 85 rushing yards in a loss to Northern Illinois, but rebounded with 197 rushing yards against Rutgers, and had 165 yards on the ground against Illinois. The Huskers struggled to get the run game untracked against Wisconsin and Ohio State.

- Nebraska is now 17-3 under Head Coach Mike Riley when out-rushing the opposition, and has won 15 straight games when having an advantage in that category.
- In three seasons under Coach Riley, Nebraska is 9-0 when rushing for 200 yards or more, including 4-0 records in both 2015 and 2016.
- Stopping the run also keyed Nebraska victories in 2016. The Blackshirts held five opponents to 88 or fewer rushing yards last season, winning each of those five contests. Nebraska has held four of seven opponents this season to fewer than 100 rushing yards, but has given up an average of 316.0 rushing yards the past two games.

HUSKERS STRIVING FOR BALANCED OFFENSIVE ATTACK

The Nebraska offense is striving for a balanced attack in 2017. NU produced its most efficient offensive effort of the year in the win at Illinois on Sept. 29.

Nebraska rushed 38 times for 165 yards, while completing 17-of-24 passes for 246 yards. The Huskers showed great balance to open the season against Arkansas State, rushing for 225 yards while passing for 238 yards. That game was the first time NU had topped 200 yards in both rushing and passing since accomplishing that feat in three straight wins against Oregon, Northwestern and Illinois in 2016.

- The balanced attack in the opener produced a rare individual stat milestone. Tre Bryant rushed for 192 yards, while Stanley Morgan Jr. had 102 receiving yards. That was the first time Nebraska had a 100-yard rusher and receiver in the same game since a 2014 victory over Illinois when Ameer Abdullah ran for 208 yards and Kenny Bell had 105 receiving yards.
- Bryant and Morgan duplicated the feat at Oregon, with Bryant rushing for 107 yards and Morgan posting 103 receiving yards. This marked the first time NU had consecutive games with a 100-yard rusher and a 100-yard receiver since 1983.

- Morgan posted his third 100-yard receiving game against Wisconsin with a career-high 115 yards, while Devine Ozigbo rushed for a career-best 112 yards against the Badgers.
- Nebraska has five individual 100-yard rushing games through seven games in 2017, including three straight by Ozigbo against Rutgers, Illinois and Wisconsin. Last season, Nebraska had a total of four 100-yard rushing games.
- The Huskers have had a total of five 100-yard receiving games, including three by Morgan and one each by De'Mornay Pierson-El and JD Spielman.

HUSKER BALL CONTROL

Nebraska's offense has been at its best when it shows the ability to control the football. The Huskers had great success in that department in wins over Rutgers and Illinois, before Wisconsin and Ohio State easily won the time of possession battle in wins over the Huskers.

- Against Illinois, Nebraska scored touchdowns on all three of its first half possessions. NU reached the end zone on its first three possessions for the first time since a 2009 game against Arkansas State.
- The Huskers had three scoring drives of at least 88 yards at Illinois. Nebraska has six scoring drives this season that have covered at least 85 yards.
- In the second half of wins over Rutgers and Illinois, Nebraska has held the ball for 22:50 and 18:39, respectively.

NU FEATURES TRIPLE THREAT OF WIDEOUTS IN PASSING ATTACK

Nebraska began the season with the luxury of two veteran and proven pass catchers to lead the receiving corps. Senior De'Mornay Pierson-El and junior Stanley Morgan Jr. both had extensive playing experience entering 2017.

That duo has had a strong first half of the 2017 season, and redshirt freshman JD Spielman has emerged to give Nebraska three dangerous receiving options.

Morgan has 33 receptions for 540 yards and six touchdowns, despite missing the Rutgers game. Spielman is coming off a Nebraska record 200-yard receiving day on 11 catches against Ohio State. He has 31 receptions for 475 yards in 2017. Pierson-El has caught 26 passes for 371 yards and four touchdowns.

- Morgan ranks second in the Big Ten in receiving yards (540), second in receiving yards per game (90.0 ypg), third in receiving touchdowns (6) and is tied for first in 100-yard games (3).
- The 540 receiving yards by Morgan through the team's first seven games is the third-most in NU history through seven contests. His 33 catches through seven games are tied for the fifth-most in school history.

OFFENSE GAME-BY-GAME

RUSHING

Game	Att.	Yds.	TD	Long
ASU	38	225	2	35
ORE	29	109	2	25
NIU	36	85	2	25
RU	47	197	1	20
ILL	38	165	1	20
WIS	26	110	0	28
OSU	16	44	0	11
PUR				
NW				
MINN				
PSU				
IOWA				

PASSING

Game	Passes	Yds.	TD	Long	Sacks
ASU	19-32-0	238	2	44	1-7
ORE	19-41-4	252	3	35	3-13
NIU	25-47-3	299	0	36	3-24
RU	13-26-2	109	2	18	0-0
ILL	17-24-0	246	3	45	2-16
WIS	18-35-1	271	1	80	1-7
OSU	27-47-1	349	2	77	0-0
PUR					
NW					
MINN					
PSU					
IOWA					

DEFENSE GAME-BY-GAME

RUSHING DEFENSE

Game	Att.	Yds.	TD	Long
ASU	21	82	0	14
ORE	44	201	3	28
NIU	31	85	1	19
RU	24	68	1	13
ILL	37	93	0	19
WIS	49	353	3	75
OSU	47	279	3	52
PUR				
NW				
MINN				
PSU				
IOWA				

PASSING DEFENSE

Game	Passes	Yds.	TD	Long	Sacks
ASU	46-68-2	415	3	38	1-5
ORE	25-33-1	365	3	51	0-0
NIU	15-23-0	128	0	47	2-14
RU	15-29-2	126	0	19	0-0
ILL	10-16-1	106	0	19	5-32
WIS	9-17-1	113	1	31	1-6
OSU	31-39-0	354	5	31	1-7
PUR					
NW					
MINN					
PSU					
IOWA					

SACKS/TFL

Game	Sacks	Yds.	TFL	Yards
ASU	1	5	2	6
ORE	0	0	2	11
NIU	2	14	5	30
RU	0	0	3	7
ILL	5	32	10	47
WIS	1	6	1	6
OSU	1	7	5	13
PUR				
NW				
MINN				
PSU				
IOWA				

NEBRASKA UNDER RILEY

Overall	18-15
vs. AP Ranked Teams	2-5
vs. AP Top 10 Teams	1-4
vs. Unranked Teams	16-10
vs. Big Ten Teams	11-10
Home	12-7
Road	5-7
Neutral	1-1
In August	0-0
In September	9-4
In October	4-7
In November	4-3
In December	1-1
In January	0-0
When Rushing for 200 or more yards	9-0
When Rushing for 300 or more yards	2-0
When Passing for 200 or more yards	14-10
When Passing for 300 or more yards	4-4
When NU player rushes for 100 yards	9-2
When NU has two 100-yard rushers	0-0
When NU player has 100 yards receiving	4-6
When Opponent has 100 Yd. Rusher	2-11
When Scoring 35 or More Points	9-2
When Holding Opponent to 10 Pts. or less	4-0
When forcing three or more turnovers	3-0
When Nebraska scores first	13-4
When Nebraska leads at halftime	12-2
When Nebraska trails at halftime	5-13
When Nebraska is tied at halftime	1-0
Games decided by 11 points or more	10-5
Games decided by 10 or less	7-10
Games decided by 7 or less	5-8
Games decided by 3 or less	2-4
Overtime games	0-2

2017 TEAM GAME-BY-GAME**TURNOVER MARGIN**

Game	Turnovers			Takeaways			+/-
	Fumb.	INT	Total	Fumb.	INT	Total	
ASU	0	0	0	0	2	2	+2
ORE	0	4	4	1	1	2	-2
NIU	0	3	3	1	0	0	-2
RUT	0	2	2	0	2	2	0
ILL	1	0	1	0	1	1	0
WIS	1	1	2	0	1	1	-1
OSU	0	1	1	0	0	0	-1
PUR							
NW							
MINN							
PSU							
IOWA							

PENALTIES

Game	NU		Opponent	
	Pen.	Yds.	Pen.	Yds.
ASU	8	75	9	63
ORE	3	25	12	103
NIU	5	48	3	25
RUT	6	46	4	35
ILL	5	70	5	49
WIS	4	35	8	78
OSU	12	104	7	53
PUR				
NW				
MINN				
PSU				
IOWA				

MOST CATCHES, FIRST 7 GAMES**NEBRASKA HISTORY**

Rk.	Player	Receptions
1.	Marlon Lucky, 2007	36
2.	Jordan Westerkamp, 2015	35
3.	Todd Peterson, 2008	34
	Johnny Rodgers, 1972	34
5.	Stanley Morgan Jr., 2017	33
	Nate Swift, 2008	33

MOST RECEIVING YARDS, FIRST 7 GAMES**NEBRASKA HISTORY**

Rk.	Player	Yards
1.	Johnny Rodgers, 1972	645
2.	Irving Fryar, 1983	580
3.	Stanley Morgan Jr., 2017	540
	Kenny Bell, 2012	540
5.	Johnny Rodgers, 1971	513
6.	Kenny Bell, 2014	509
7.	Jordan Westerkamp, 2014	502

- Morgan opened the 2017 season with a pair of 100-yard receiving games. He is the first player in Nebraska history to have 100 receiving yards in each of the first two games.
- Morgan fell just shy of tying a school record with three straight 100-yard receiving games when he had six catches for 94 yards against Northern Illinois. He added his third 100-yard receiving game of 2017 with a career-high 115 yards against Wisconsin.
- The Nebraska season record for 100-yard receiving games is four by six Huskers, most recently Jordan Westerkamp in 2015.
- Morgan has had at least 94 receiving yards and at least four receptions in five of six games he has played in 2017.
- Morgan had seven catches for 103 yards and two touchdowns at Oregon, setting then-career highs in all three categories. He has since bettered his career high in receptions with eight at Illinois, and his receiving high with 115 yards against Wisconsin.
- Morgan had touchdown catches of 28 and 18 yards at Oregon, marking his first career multiple-TD game.
- Morgan surpassed the 1,000-yard career receiving mark with his effort against Northern Illinois. Morgan is the 25th Husker to surpass 1,000 career receiving yards, and now ranks 13th in NU history with 1,295 career yards.
- Morgan caught an 80-yard touchdown pass from Tanner Lee against Wisconsin, marking the seventh-longest pass play in NU history. It was the longest pass for Nebraska since the 2014 Gator Bowl.
- Morgan has at least one catch in 21 straight games, the seventh-longest stretch in Nebraska history.
- Pierson-El earned All-America honors as a punt returner in 2014 and has continued to grow as a receiver. He has 26 receptions for 371 yards and four touchdowns in 2017.
- He had a 12-yard touchdown against Arkansas State, then added four catches for 67 yards and a touchdown at Oregon. He tied his career high with eight receptions against Northern Illinois, while his 101 receiving yards was just one shy of his career best. He an 8-yard TD catch against Rutgers and a 45-yard touchdown reception at Illinois, the second-longest catch of his career.

- Pierson-El joined Morgan in the 1,000-yard club against Wisconsin. Pierson-El has 80 receptions for 1,057 yards in his NU career.
- Pierson-El is a versatile performer who is an electrifying punt returner and is used in the NU run game. He had his 12th career punt return of at least 25 yards, with a 63-yarder against Rutgers to set up a touchdown. The 63-yard return was the third-longest of his career.
- Pierson-El has 895 career punt return yards, putting him in position to be the third Husker with 1,000 career punt return yards. His yardage total is fourth among active FBS players.
- Spielman has taken his game to a higher level in recent weeks. Against Ohio State, Spielman set a Nebraska single-game record with 200 receiving yards, shattering the previous record of 167 yards. Spielman also set a freshman record with 11 receptions, tied for the third-most in a game by any NU player.
- Spielman's 200 yard-effort against Ohio State is the second-best receiving total in the Big Ten this season. It is also the most receiving yards by a freshman in the the FBS ranks in 2017.
- Spielman has been very effective on third and fourth downs. He has 14 receptions on third down and five on fourth down. His 19 catches on those two downs ranks as the third-most in the nation. His five fourth-down catches are the most in the nation.
- Spielman has 31 receptions for 475 yards through seven games. The Nebraska freshman records are 45 receptions and 641 receiving yards by Nate Swift in 2005.

CAREER RECEIVING YARDS

Rk.	Player	Yards
1.	Kenny Bell	2,689
2.	Johnny Rodgers	2,479
...		
10.	Maurice Purify	1,444
11.	Marlon Lucky	1,379
12.	Stanley Morgan Jr.	1,295
13.	Brandon Reilly	1,275
14.	Matt Herian	1,243
15.	Irving Fryar	1,196
16.	Guy Ingles	1,157
	Tracey Wistrom	1,150
18.	Todd Brown	1,092
19.	Tim Smith	1,089
20.	Bobby Thomas	1,083
	Jon Bostick	1,083
22.	Mike McNeill	1,072
23.	Kyler Reed	1,063
24.	Chuck Malito	1,057
	De'Mornay Pierson-El	1,057
26.	Junior Miller	1,045

CAREER RECEPTIONS

Rk.	Player	Receptions
1.	Kenny Bell	181
2.	Jordan Westerkamp	167
...		
10.	Matt Davison	93
11.	Maurice Purify	91
12.	Stanley Morgan Jr.	87
13.	Jeff Kinney	82
	Mike McNeill	82
15.	Brandon Kinnie	81
16.	De'Mornay Pierson-El	77

LEE BRINGS PASSING TALENT TO NEBRASKA OFFENSE

Quarterback Tanner Lee has had a productive first half of the 2017 season, his first as Nebraska's starting quarterback. Lee has completed 55 percent of his passes for 1,709 yards and 13 touchdowns.

The 6-4, 220-pound Lee became just the third opening-day starting quarterback for the Huskers since 2010, joining Taylor Martinez and Tommy Armstrong Jr. He has passed for at least 200 yards in six of seven games this season, and is coming off a career-high 303 yards and two touchdowns against Ohio State.

Lee threw for 299 yards against Northern Illinois, and also ran for two touchdowns against the Huskies. He had thrown for 252 yards and three touchdowns a week earlier at Oregon.

The Tulane transfer put together his most complete game as a Husker at Illinois. Lee completed 17-of-24 passes for 246 yards and three touchdowns. The game was his best as a Husker in terms of completion percentage, NCAA passer rating while tying his NU best with three TD passes.

- Lee was the first Nebraska quarterback to throw for 200 yards in their first three Nebraska starts since Joe Ganz did so in his first five starts spanning the 2007 and 2008 seasons.
- The 238 passing yards by Lee vs. ASU were the third-most by an NU quarterback in their starting debut. The yardage total trailed only Ryker Fyfe (407 yards at Purdue, 2015) and Joe Ganz (405 yards at Kansas, 2007). Lee's 238 yards were the most passing yards by a first-time starter in a Husker win.
- Lee is nearing the top 10 on the NU single-season passing yardage list. With his 1,709 yards, Lee is 372 yards from the top 10 on the single-season list.
- Lee has made 26 collegiate starts, including 19 as the starting quarterback at Tulane in 2014 and 2015.

GATES CONTINUES TO HOLD DOWN LEFT SIDE OF O-LINE

Junior Nick Gates is the most game-tested of a veteran Nebraska offensive line. The five regular starters on the line at the start of the season all had at least four career starts entering the 2017 season and are all in at least their fourth year in the program.

- Gates leads the way with 30 career starts, the most of any offensive player.
- Gates has started 20 consecutive games at left tackle. The streak is the longest by a Husker at the position since Mike Smith also started 20 straight games at the position in 2009 and 2010.

The stability of Gates at left tackle has been important in the first half of the season. Injuries forced Nebraska to start three players at right tackle in the first four games, and NU has shifted to new starters at right tackle and center.

HUSKER BACKS SHARING THE LOAD IN RUN GAME

Sophomore I-back Tre Bryant earned the starting job with a strong preseason practice effort. The 5-11, 200-pound Bryant showed through two games why he earned the nod. However, he has missed the past five games with a knee injury, and his status for the remainder of 2017 is uncertain. In Bryant's absence, juniors Devine Ozigbo and Mikale Wilbon have shown the Huskers have strong depth at the position.

Bryant carried 31 times for 192 yards and a touchdown in the season opener. It marked the most rushing yards for a Husker in 25 games, dating back to Terrell Newby's 198 yards against South Alabama in 2015. Bryant responded with 20 carries for 107 yards and a touchdown at Oregon before leaving with an injury.

- Bryant's 31 carries against Arkansas State were the most by a Husker since Ameer Abdullah carried 35 times for 229 yards against Miami in September of 2014.
- With his second straight 100-yard rushing day at Oregon, Bryant was the first Husker to post back-to-back 100-yard rushing games to start the season since Ameer Abdullah in 2013.

Ozigbo had three consecutive 100-yard rushing games against Rutgers, Illinois and Wisconsin. He churned out 101 yards on a career-high 24 carries against Rutgers, 106 yards at Illinois, and a career-high 112 yards against Wisconsin.

- Ozigbo was the first Husker to post three straight 100-yard rushing games since Ameer Abdullah accomplished the feat in September of 2014. His three 100-yard rushing games is tied for second in the Big Ten.
- Ozigbo was the first back to eclipse the century mark against Wisconsin since LSU's Leonard Fournette did so in the 2016 season opener.

Ozigbo shared the running back load with fellow junior Mikale Wilbon for three games, before Wilbon was sidelined with an ankle injury against Wisconsin. Wilbon rushed for a career-high 90 yards against Northern Illinois. He returned to action against Ohio State and has 254 rushing yards this season.

BLACKSHIRT DEFENSE LOOKS TO REGAIN STRIDE

The Nebraska defense was very impressive from halftime of the Oregon game through its next 14 quarters. Wisconsin and Ohio State have had success against the Blackshirts to end the impressive run.

From halftime at Oregon through Illinois game, the Blackshirt defense has allowed just two touchdowns and 23 points in 14 quarters.

- The six points allowed in a 28-6 win at Illinois were the fewest by a Nebraska defense since a 24-3 win over Michigan State in October of 2011. It was also the lowest point total allowed by NU on the road since 2006.
- Nebraska held Illinois to 199 total yards, including 46 yards in the second half and zero yards in the final 22:49 of the game.

NATIONAL RANKINGS

ASSOCIATED PRESS (OCT. 22)

Rk.	Team (1st)	Record	Points
1.	Alabama (61)	8-0	1,525
2.	Penn State	7-0	1,444
3.	Georgia	7-0	1,409
4.	TCU	7-0	1,327
5.	Wisconsin	7-0	1,241
6.	Ohio State	6-1	1,165
7.	Clemson	6-1	1,113
8.	Miami	6-0	1,101
9.	Notre Dame	6-1	1,066
10.	Oklahoma	6-1	1,040
11.	Oklahoma State	6-1	894
12.	Washington	6-1	836
13.	Virginia Tech	6-1	791
14.	North Carolina State	6-1	666
15.	Washington State	7-1	648
16.	Michigan State	6-1	615
17.	South Florida	7-0	604
18.	UCF	6-0	500
19.	Auburn	6-2	397
20.	Stanford	5-2	344
21.	USC	6-2	319
22.	West Virginia	5-2	196
23.	LSU	6-2	182
24.	Memphis	6-1	111
25.	Iowa State	5-2	98

USA TODAY COACHES (OCT. 22)

Rk.	Team (1st)	Record	Points
1.	Alabama (64)	8-0	1,600
2.	Penn State	7-0	1,520
3.	Georgia	7-0	1,463
4.	TCU	7-0	1,385
5.	Wisconsin	7-0	1,343
6.	Ohio State	6-1	1,244
7.	Clemson	6-1	1,173
8.	Miami	6-0	1,172
9.	Oklahoma	6-1	1,084
10.	Notre Dame	6-1	951
11.	Washington	6-1	931
12.	Oklahoma State	6-1	926
13.	Virginia Tech	6-1	818
14.	South Florida	7-0	730
15.	North Carolina State	6-1	683
16.	Washington State	7-1	636
17.	UCF	6-0	561
18.	Michigan State	6-1	560
19.	Auburn	6-2	455
20.	Stanford	5-2	367
21.	USC	6-2	321
22.	West Virginia	5-2	211
23.	LSU	6-2	178
24.	Texas A&M	5-2	151
25.	Michigan	5-2	121

HOME OF THE HUSKERS

Memorial Stadium's history dates back more than 90 years. In the fall of 1922, a drive for \$430,000 in stadium construction funds was undertaken by faculty, students, alumni and friends of the University.

The stadium was named Memorial Stadium to honor all Nebraskans who served in the Civil and Spanish-American Wars; the 751 Nebraskans who died in World War I; the 3,839 in World War II; the 225 in Korea; the 422 in Vietnam; and those in Iraq.

Construction was completed in a few more than 90 working days and Memorial Stadium was dedicated on Oct. 20, 1923, at the Homecoming game in which Nebraska was held to a scoreless tie by Kansas.

The field at Memorial Stadium was named Tom Osborne Field - after the Huskers' legendary Hall-of-Fame coach - in 1998, one year after Osborne's retirement following 25 years and 255 victories as Nebraska's head coach.

TOP 10 HOME CROWDS

Rk.	Date	Opponent	Atten.
1.	Sept. 20, 2014	Miami	91,585
2.	Sept. 14, 2013	UCLA	91,471
3.	Aug. 30, 2014	Fla. Atlantic	91,441
4.	Nov. 29, 2013	Iowa	91,260
5.	Sept. 27, 2014	Illinois	91,225
6.	Nov. 22, 2014	Minnesota	91,186
7.	Aug. 31, 2013	Wyoming	91,185
8.	Nov. 2, 2013	Northwestern	91,140
9.	Nov. 1, 2014	Purdue	91,107
10.	Oct. 25, 2014	Rutgers	91,088

TOP 5 SEASON ATTENDANCE

Rk.	Year	Games	Total	Avg.
1.	2014	7	638,744	91,249
2.	2013	8	727,466	90,933
3.	2016	7	631,402	90,200
4.	2015	7	629,986	89,998
5.	2009	7	601,216	85,888

LONGEST HOME WIN STREAKS

Rk.	Began	Ended	Wins
1.	Oct. 19, 1991	Oct. 31, 1998	47
2.	Sept. 28, 1901	Oct. 20, 1906	33
3.	Nov. 27, 1998	Nov. 2, 2002	26
4.	Sept. 27, 1969	Nov. 23, 1972	23
5.	Oct. 3, 1981	Nov. 17, 1984	21

Note: All streaks at Memorial Stadium, except for the 33-game home winning streak from 1901 to 1906, which occurred prior to Memorial Stadium opening in 1923.



- The Illinois game marked the second straight game NU has held the opposition to fewer than 200 yards, after limiting Rutgers to 194 yards. Those two games were the two best total defensive efforts in three seasons under Mike Riley, and marked the first time NU held consecutive opponents to fewer than 200 yards since opening the 2001 season by holding three straight foes under 200 yards. Nebraska had not held two straight conference opponents to less than 200 yards since 1997.

- Nebraska's 194-yard total defense effort against Rutgers was the fewest yards allowed by Nebraska in 47 games. It was the fifth-lowest total NU had allowed a Big Ten opponent since joining the conference in 2011.

- The 393 yards allowed against Rutgers and Illinois were the fewest yards the Huskers allowed in back-to-back games since allowing 377 yards to Minnesota and Iowa in 2012.

- Nebraska closed non-conference play by allowing just 213 yards against Northern Illinois. The Huskers have three of the top four total defense efforts under Mike Riley in the past four weeks. This marked the first time since the first three games of 2003 that the NU defense held three straight foes to fewer than 250 yards.

BIG PLAY PREVENTION

The three-game run of success for the Blackshirts was due in large part to preventing the big play. Nebraska allowed just one play of more than 20 yards in the three-game stretch, including none in wins over Rutgers and Illinois.

On the season, Nebraska has allowed a total of 23 offensive plays of more than 20 yards to rank in a tie for 14th in the nation.

- Nebraska's defense has allowed 15 passing plays of 20 yards or more, a total that is tied for 10th nationally.

RETURN OF JONES AND KALU HELPS SOLIDIFY SECONDARY

Nebraska has been forced to battle through its share of injuries in the first half of the 2017 season. No area has been harder hit than the Nebraska secondary.

The position group suffered a significant loss this summer when senior cornerback Chris Jones went down with a knee injury. Jones returned against Wisconsin as part of the Huskers' cornerback rotation, and earned his first start of 2017 against Ohio State.

The loss of Jones came on the heels of losing sophomore safety JoJo Domann during spring practice. Domann was pushing for significant playing time after seeing action as a true freshman.

The injury bug has continued to plague the secondary. Senior Joshua Kalu injured his hamstring in the first half at Oregon and missed 3 1/2 games. He returned to the starting lineup against Wisconsin and had a career-high 10 tackles and two breakups, and added five tackles against Ohio State before re-injuring his hamstring. He is expected to be ready for the Purdue game.

Kalu had started all 28 games over the past two-plus seasons. After lining up at cornerback in his first three years, Kalu moved to safety this spring.

One of five team captains, Kalu remains in position to leave his mark in the NU record book despite missing a third of his senior year.

- Kalu opened the season with an interception and a pass breakup against Arkansas State. The interception was the sixth of his career and gave him at least one interception in each of his four seasons as a Husker.

- Kalu is one of only five players at Nebraska to record at least one interception in four consecutive seasons. The other players to have at least one interception in four straight seasons since World War II are Mike Brown (1996-99), Ralph Brown (1996-99), Tyrone Byrd (1989-92) and Tom Novak (1946-49).

- Kalu has 190 career tackles and is in line to become just the sixth Husker defensive back to post 200 career tackles. Had he remained at cornerback, Kalu would likely have shattered the NU cornerback record of 192 career tackles.

DEFENSIVE BACK CAREER TACKLES

Rk.	Player	Tackles
1.	Mike Brown	287
2.	Nathan Gerry	273
3.	Daniel Bullocks	226
4.	Larry Asante	224
5.	Tyrone Byrd	209
6.	Reggie Cooper	195
7.	Keyuo Craver	192
8.	Corey Cooper	190
	Joshua Kalu	190
10.	Steve Carmer	182

While Kalu and Jones have returned, the injury bug continued to show up against Ohio State as safeties Aaron Williams and Antonio Reed were both sidelined. Both players are hopeful of returning to action at Purdue.

With the loss of Kalu and Jones in the first half of the season, Williams has been the leader of the Nebraska secondary.

Williams had 11 tackles and an interception return for a touchdown against Wisconsin, continuing his strong play. Against Oregon, Williams posted a career-high 12 tackles and was part of two second-half takeaways. Williams ranks third on the team with 40 tackles, including 23 solo stops.

WEBER, YOUNG ANCHORING BLACKSHIRT LINEBACKERS

Junior Dedrick Young II and senior Chris Weber serve as the anchors of Nebraska's linebacking corps in 2017.

Weber is one five team captains for the 2017 season. Weber leads the team with 54 tackles, and is coming off a Nebraska season-high 15-tackle effort against Ohio State. He is also tied for the team lead in tackles for loss (5) and pass breakups (5).

Weber had a complete game at Illinois, recording nine tackles, two tackles for loss, while adding his first career sack and first career interception. Weber also reached double-figures with 10 tackles at Oregon and as five double-figure tackle efforts in his career.

Young played on the outside the past two seasons, but moved inside this fall to give NU a veteran tandem on the inside as the Huskers transitioned from a 4-3 defensive scheme to a 3-4 attack.

Young totaled 121 tackles in his first two seasons. He was only the third Husker to record 100 tackles prior to his junior season. He ranks second among all 2017 Huskers in career tackles despite his junior status. Young has 52 tackles this season to rank second on the squad. Young had a career-high 14 tackles against Ohio State.

Junior Luke Gifford has been the other mainstay at linebacker, making his first seven career starts in 2017. Gifford has recorded 39 tackles and 1.5 sacks. He also closed the Rutgers game with an interception.

SENIOR KICKER DREW BROWN CONTINUES FAMILY TRADITION

Place-kicker Drew Brown is in his final season with the Huskers and has put together four solid seasons as a starter. One of the nation's top kickers since 2014, Brown earned honorable-mention All-Big Ten recognition in 2016 and was a second-team all-conference pick in 2015. Brown is a leading contender for the Lou Groza Award and other conference and national honors in 2017.

Brown has made 6-of-8 field goals this season and is perfect on 23 extra-point attempts.

Brown connected on 12-of-14 field goals in 2016, including 9-of-10 over the final six games. Brown had a streak of 13 straight made field goals prior to a miss against Illinois last season, tying for the third-longest streak in NU history.

- Brown made a field goal to close the first half against Wisconsin, giving him 53 career field goals. He is third in school history in that category, four behind his brother, Kris, for second on the NU career field goals list. Drew Brown trails career record holder Alex Henery by 15 field goals.
- Brown has 323 career points to rank fourth in NU history. He is on pace to finish third in school history in scoring and could challenge his older brother for second place on the scoring list at 388 points. Alex Henery holds the school record with 397 career points.

- Brown's 323 career points are sixth among active Football Bowl Subdivision Players.
- Brown connected on a career-long 51-yard field goal against Purdue last season and has made 20 field goals of at least 40 yards in his career. He is 18-of-25 in his career from 40-49 yards.
- Brown scored 107 points as a sophomore after posting a freshman-record 101 points in 2014. He was the first player in NU history with 100-point seasons as both a freshman and sophomore.
- Brown's 21 field goals in 2015 were second on the NU season list. He made each of his last 11 attempts that season.
- Brown made five field goals against Southern Miss in 2015, all in the first half. The five field goals in a half tied an NCAA record. The five field goals were the most ever by a Husker in Lincoln, and tied a Memorial Stadium record held by two opposing kickers.

MOST FIELD GOALS IN HUSKER HISTORY

Rk.	Player, Year	FG
1.	Alex Henery, 2007-10	68
2.	Kris Brown, 1995-98	57
3.	Drew Brown, 2014-pres.	53

CAREER SCORING

Rk.	Player, Year	Points
1.	Alex Henery, 2007-10	397
2.	Kris Brown, 1995-98	388
3.	Eric Crouch, 1998-2001	368
4.	Drew Brown, 2014-present	323
5.	Josh Brown, 1999-2002	315

HUSKERS STRIVING FOR SPECIAL TEAMS CONSISTENCY

Nebraska has had several bright spots in its special teams play in 2017. In addition to Drew Brown's continued strong place-kicking Nebraska made strong statements in the return and punting game.

- Redshirt freshman JD Spielman had a 99-yard kickoff return for a touchdown in the first quarter of the season opener against Arkansas State. His return tied for the fifth-longest in school history and was the first kickoff return score by a Husker since Kenny Bell had a 99-yarder at Penn State in 2013. Spielman averages 27.9 yards per kickoff return to rank 12th in the nation.
- Sophomore punter Caleb Lightbourn averaged a career-best 48.0 yards on four punts against Ohio State. A week earlier he had set a then-career best by 47.4 yards on five punts against Wisconsin, including a career-long 69-yard punt. He had four punts of at least 50 yards against Northern Illinois.
- Lightbourn is averaging 43.2 yards per punt this season to rank sixth in the Big Ten. He has 10 punts of at least 50 yards this season and has pinned the opposition inside the 20-yard line 14 times.

HUSKER HIGHLIGHTS

1

Nebraska football is the only team in any sport in NCAA history to boast 100 athletic All-Americans and 100 academic All-Americans.

3

Three Huskers have won the Heisman Trophy, all since 1972. Johnny Rodgers won in 1972, Mike Rozier in 1983 and Eric Crouch in 2001.

4

Nebraska ranks fourth in NCAA history with 892 all-time victories. The Huskers are one of only 10 teams with 800 all-time wins.

5

Nebraska has won five national titles: 1970, 1971, 1994, 1995 and 1997. The Huskers have won the second-most national titles of any school in the country since 1970.

9

Nebraska ranks ninth nationally with a total of 23 former players and coaches (17 players, six coaches) who have been enshrined in the College Football Hall of Fame.

24

Nebraska leads the nation with a former Husker on a Super Bowl roster for 24 consecutive years.

46

The Huskers have won 46 conference titles in program history, the most of any school in the country. This includes 33 perfect conference seasons and 27 unbeaten seasons.

53

Nebraska ranks third in NCAA history with 53 all-time bowl appearances. The Huskers are one of only five teams to appear in 50 bowl games.

55

Nebraska is one of only five programs to have at least one player selected in each of the past 55 NFL Drafts.

107

Nebraska football has totaled 107 CoSIDA Academic All-Americans, the most of any team in any sport in NCAA history.

329

Across all sports, the University of Nebraska has totaled a nation-leading 329 CoSIDA Academic All-Americans, 74 more than any other school.

359

Memorial Stadium has been sold out for an NCAA-record 359 consecutive games dating back to Nov. 3, 1962.








NATIONAL TITLES (SINCE 1970)

	ALABAMA CRIMSON TIDE	10
	NEBRASKA CORNHUSKERS	5
	MIAMI HURRICANES	5

COACHES NATIONAL TITLES

	ALABAMA CRIMSON TIDE	9
	OKLAHOMA SOONERS	6
	USC TROJANS	5
	NEBRASKA CORNHUSKERS	4

AP NATIONAL TITLES

	ALABAMA CRIMSON TIDE	10
	NOTRE DAME FIGHTING IRISH	8
	OKLAHOMA SOONERS	7
	MIAMI HURRICANES	5
	OHIO STATE BUCKEYES	5
	USC TROJANS	5
	NEBRASKA CORNHUSKERS	4

9-WIN SEASONS

	NEBRASKA CORNHUSKERS	50
	ALABAMA CRIMSON TIDE	47
	OKLAHOMA SOONERS	44

10-WIN SEASONS

	OKLAHOMA SOONERS	37
	ALABAMA CRIMSON TIDE	36
	MICHIGAN WOLVERINES	28
	NEBRASKA CORNHUSKERS	27

NEBRASKA LOOKS TO CLIMB IN TURNOVER MARGIN

Nebraska was one of the nation's top teams in 2016 in protecting the football. The Huskers committed just 14 turnovers in 13 games. As a result of the ball security, Nebraska was a +5 in turnover margin, the Huskers' first positive turnover margin since 2009. Nebraska has had mixed results in the turnover area in 2017.

- The Huskers were turnover-free against Arkansas State, while intercepting two Red Wolves' passes.
- Since the opener, Nebraska has been a combined -6 in turnover margin.
- Nebraska has won 20 consecutive games when it has a positive turnover margin dating back to a 2011 loss to Northwestern. NU is 8-0 under Mike Riley when winning the turnover battle.

DIACO LEADING NEW-LOOK BLACKSHIRT DEFENSE

Nebraska has three new faces on its defensive staff in 2017. The group is led by defensive coordinator Bob Diaco, while Donté Williams coaches the cornerbacks and Scott Booker tutors the safeties.

- Diaco was the winner of the 2012 Broyles Award as the nation's best assistant coach, while at Notre Dame. He is regarded as one of the top defensive minds in college football and has a proven track record of success at the highest level. Diaco came to Nebraska after three seasons as the head coach at the University of Connecticut. Diaco has roots in the Big Ten, twice earning All-Big Ten honors as a linebacker at Iowa in the mid-1990s.
- Williams joined the Nebraska staff last December prior to the Music City Bowl and worked with the secondary during bowl preparation. Williams spent the 2016 season at Arizona, helping compile the Wildcats' top recruiting class in recent years.
- Booker brings 10 years of full-time FBS coaching experience to the Nebraska sideline, including five seasons on the Notre Dame coaching staff. Before being elevated to safeties coach in June, Booker served as a special teams consultant with the Huskers. In addition to his duties with the safeties, Booker serves as Nebraska's special teams coordinator in 2017.

FIVE PLAYERS SERVING AS 2017 TEAM CAPTAINS

Five players are serving as 2017 captains as voted by their teammates. The group consists of three seniors and two juniors, and three players on offense and two defenders. The 2017 captains also include three Nebraska natives and two players who began their career as walk-ons before earning scholarships.

2017 NEBRASKA TEAM CAPTAINS

- Jerald Foster, Jr., OG, Lincoln, Neb.
- Joshua Kalu, Sr., S, Houston, Texas
- Tanner Lee, Jr., QB, Destrehan, La.
- Luke McNitt, Sr., FB, Kearney, Neb.
- Chris Weber, Sr., LB, Elkhorn, Neb.

CAPTAIN NOTES

- The three Nebraska natives (Foster, McNitt, Weber) to be named captains are the most in-state captains since Nebraska also had three in-state captains in 2001 (Eric Crouch, Jeremy Slechta, Dave Volk). The Huskers have had at least one Nebraska native as a captain for 12 consecutive seasons.
- Foster is the third captain from Lincoln in four seasons, joining Jake Cotton (2014) and Josh Banderas (2016).
- A Husker offensive lineman has served as a captain for five straight seasons. Foster joins Spencer Long (2013), Jake Cotton (2014), Alex Lewis (2015) and Dylan Utter (2016).
- Kalu is the fifth defensive back to be a captain since 2013, joining Ciente Evans (2013), Corey Cooper (2014), Josh Mitchell (2014) and Nathan Gerry (2015, 2016).
- McNitt and Weber are the fourth and fifth players since 2013 to earn the role of a captain after starting their career as a walk-on. They join Spencer Long (2013), Jack Gangwish (2015) and Dylan Utter (2016) in that group.
- McNitt is the first fullback to serve as a captain since Judd Davies in 2003.
- Lee's selection marks the fourth time in six seasons a quarterback has served as a Husker captain, joining Taylor Martinez (2012, 2013) and Tommy Armstrong Jr. (2015).

NEBRASKA WALK-ON TRADITION CONTINUES

Mike Riley placed six former walk-ons on scholarship before the start of the season. Five of the six members of the group are fifth-year seniors and four are Nebraska natives.

WALK-ONS AWARDED SCHOLARSHIPS

- Brett Classen, WR (Medina, Minn.)
- Cole Conrad, OL (Fremont, Neb.)
- Tyler Hoppes, TE (Lincoln, Neb.)
- Connor Ketter, TE (Norfolk, Neb.)
- Luke McNitt, FB (Kearney, Neb.)
- Gabe Rahn, WR (Le Mars, Iowa)

Nebraska has a long tradition of relying on its walk-on program to help build the foundation of the program. Six walk-ons have gone on to earn first-team All-America honors for Nebraska, while 13 walk-ons have earned first-team academic All-America recognition.

A quick look at the 2017 depth chart shows 16 players on the two-deep who began their Nebraska career as a walk-on.

2017 HUSKERS FEATURE PROMINENT FATHERS

Husker fans could see some famous faces at Nebraska games this fall, as three freshmen feature prominent fathers.

- Redshirt freshman JD Spielman is the adopted son of Minnesota Vikings General Manager Rick Spielman, and JD's uncle is former Ohio State All-America linebacker and NFL standout Chris Spielman, who now serves as an NFL analyst for Fox Sports.
- Freshman fullback Ben Miles is the son of former national championship head coach Les Miles. Les compiled a 141-55 record in 15 seasons as a head coach at Oklahoma State and LSU. He led the Tigers to the 2007 national title and an appearance in the 2011 BCS National Championship Game.
- Freshman wide receiver Kade Warner is the son of former two-time NFL MVP Kurt Warner. In addition to a distinguished Arena Football League career, Kurt enjoyed a 12-year NFL career with the St. Louis Rams and the Arizona Cardinals. He threw for more than 32,000 yards in his career and ranks seventh in NFL history with an average of 260.8 passing yards per game. Kurt was also a four-time Pro Bowler, a two-time NFL MVP (1999 & 2001) and the Super Bowl XXXIV MVP. He was inducted into the Pro Football Hall of Fame in 2017.

NU LOOKS TO REMAIN AMONG ATTENDANCE LEADERS

Nebraska averaged 90,200 fans for seven home games in 2016 to rank 10th nationally in average attendance. That marked the fourth straight year Nebraska ranked 11th or higher in average attendance. Nebraska is averaging 89,763 fans for five home games in 2017.

NU averaged 89,998 fans for its seven games in 2015, to rank 11th in the nation and fourth among Big Ten schools.

In 2014, Nebraska was 10th in home attendance with 91,249 fans per game. The average attendance for seven home games was the largest ever at Memorial Stadium, bettering the 2013 mark of 90,933 per game. NU has ranked in the top 20 nationally in attendance each of the 18 years with available attendance figures.

NCAA-RECORD SELLOUT STREAK CONTINUES IN 2017

One of the most remarkable streaks in college sports continues in 2017. Nebraska has sold out every game at Memorial Stadium since Nov. 3, 1962, a streak of 359 consecutive sellouts, 99 more than second-place Notre Dame.

- Nebraska owns a 305-54 (.850) record during the sellout streak.
- The overall attendance during the streak is nearly 27 million fans.

LONGEST SELLOUT STREAKS IN NCAA HISTORY

Rk.	School	Total
1.	Nebraska	359
2.	Notre Dame	260

NEBRASKA OWNS BIG ADVANTAGE AT MEMORIAL STADIUM

Nebraska has rewarded the loyalty of its fans with great success at Memorial Stadium.

- Nebraska has won at least six home games in 24 of the past 30 seasons, including 2016. NU is 171-31 (.847) at home since 1989.
- NU was 7-0 at home in 2016, marking the Huskers' first perfect home season since 2012.
- The Huskers are 18-9 in Big Ten home games since joining the league in 2011.
- In the past three decades, NU has had three home winning streaks of 20 or more games and has posted 41 unbeaten and untied home seasons.
- The Huskers are 540-150-20 (.775, 710 games, 128 years) in Lincoln, and 415-127-13 (.759, 555 games, 94 years) in Memorial Stadium (since 1923).

NEBRASKA AMONG NATION'S TOP ALL-TIME PROGRAMS

Nebraska is in its 128th season of college football and owns an 892-376-40 all-time record in 1,308 games (.697). Since 1970, NU has a 458-134-5 record (.771).

- Nebraska is one of 10 programs with 800 all-time victories, ranking in a tie for fourth in NCAA history with 892 wins.
- Nebraska is the nation's winningest program over the last 40, 50 and 60 years.
- Nebraska was the first team in NCAA history to win 100 games in consecutive decades, leading the nation with 103 wins in the 1980s and ranking second with 108 wins in the 1990s.






NEBRASKA AMONG LEADERS IN NATIONAL TITLES

Nebraska has won five national titles in program history - all since 1970 - as the Huskers have won the second-most national titles since 1970. NU also ranks highly in most Associated Press national championship and most coaches' poll national titles. The Huskers have won four AP and four coaches' poll national championships. In 1997, Nebraska was crowned national champion by the coaches, but NU finished second to Michigan in the AP poll. In 1970, Nebraska was awarded the AP national title, but Texas was No. 1 in the coaches' poll, as the coaches released their final poll prior to the bowl games. Texas lost its bowl games, while Nebraska defeated No. 5 LSU.

MOST NATIONAL TITLES SINCE 1970

Rk.	School	Total
1.	Alabama	10
2.	Nebraska	5
	Miami	5

ALL-TIME VICTORIES

	MICHIGAN WOLVERINES	940
	NOTRE DAME FIGHTING IRISH	902
	TEXAS LONGHORNS	894
	NEBRASKA CORNHUSKERS	892
	OHIO STATE BUCKEYES	892

MOST WINS LAST 60 YEARS

	NEBRASKA CORNHUSKERS	540
	ALABAMA CRIMSON TIDE	525
	OKLAHOMA SOONERS	522
	OHIO STATE BUCKEYES	516

MOST WINS LAST 50 YEARS

	NEBRASKA CORNHUSKERS	479
	OHIO STATE BUCKEYES	457
	OKLAHOMA SOONERS	456




MOST WINS LAST 40 YEARS

	NEBRASKA CORNHUSKERS	379
	FLORIDA STATE SEMINOLES	369
	OHIO STATE BUCKEYES	366

MOST WINS LAST 30 YEARS

	FLORIDA STATE SEMINOLES	283
	NEBRASKA CORNHUSKERS	278
	OHIO STATE BUCKEYES	278
	FLORIDA GATORS	276

MOST CONFERENCE TITLES

	NEBRASKA CORNHUSKERS	46
	OKLAHOMA SOONERS	45
	MICHIGAN WOLVERINES	42





ALL-TIME BOWL APPEARANCES

	ALABAMA CRIMSON TIDE	62
	NEBRASKA CORNHUSKERS	53
	TEXAS LONGHORNS	53

ACADEMIC ALL-AMERICANS

	NEBRASKA FOOTBALL	107
	PENN STATE FOOTBALL	65
	NOTRE DAME FOOTBALL	60

NCAA TODAY'S TOP 10 AWARDS

	NEBRASKA FOOTBALL	9
	GEORGIA WOMEN'S SWIM & DIVE	6
	ALABAMA FOOTBALL	5
	ALABAMA WOMEN'S GYMNASTICS	5

NATIONAL LEADER IN CONFERENCE CROWNS

Nebraska has won a nation-leading 46 conference titles. NU won three Western Inter-State University Foot Ball Association championships, 12 Missouri Valley Conference titles (in 18 seasons), nine Big 6 titles, 20 Big Eight championships (in 36 seasons) and two Big 12 titles. The Huskers appeared in six Big 12 Championship Games before playing in the 2012 Big Ten Championship Game in only their second season in the league.

HUSKERS RANK NEAR TOP OF ALL-TIME AP RANKING

The Associated Press weekly poll began in 1936 and has been a fixture in college football ever since. In August of 2016 the AP released an all-time top 100 for the first time, ranking programs over the 80-year history of the poll. The poll was updated following the 2016 campaign.

Nebraska checks in at No. 6 in the all-time rankings and is one of three Big Ten programs in the top seven in the poll. Nebraska has appeared in 65 percent of all polls since 1936 and has been ranked No. 1 in 72 polls.

ASSOCIATED PRESS ALL-TIME TOP 10

Rk.	School	Points
1.	Ohio State	1,128
2.	Oklahoma	1,070
3.	Notre Dame	1,045
4.	Alabama	1,039
5.	Southern California	980
6.	Nebraska	913
7.	Michigan	910
8.	Texas	826
9.	Florida State	730
10.	Florida	689

A HOLIDAY TRADITION

Nebraska participated in its 53rd all-time bowl game with its appearance in the 2016 Franklin American Mortgage Music City Bowl.

Nebraska is one of only five programs with 50 or more bowl appearances, and its 53 bowl appearances are tied for second nationally, trailing only Alabama (63).

- The Huskers have played in the postseason in 46 of the past 48 seasons.
- Nebraska appeared in an NCAA-record 35 straight bowl games from 1969 to 2003.
- NU owns a 26-27 all-time bowl record, and the 26 bowl victories rank seventh nationally.

NEBRASKA HONORS**1997 NATIONAL TITLE TEAM**

Nebraska celebrated the 20th anniversary of the 1997 national championship team the weekend of the Wisconsin game.

- The 1997 Huskers (13-0) won the fifth national title in school history and third in four years. Nebraska was voted No. 1 in the coaches' poll, while Michigan (12-0) was voted No. 1 in the Associated Press poll.
- The 1997 season marked Tom Osborne's final season on the Husker sideline, as the Hall-of-Fame coach capped his career with a 42-17 win over No. 3 Tennessee in the Orange Bowl.
- Nebraska's senior class capped a remarkable run with its 1997 national title. In their four seasons, the Husker seniors compiled a 49-2 record with three undefeated national championship seasons.

EIGHT HUSKER GREATS ADDED TO RETIRED JERSEY GROUP

The Nebraska Athletics Department posthumously honored eight members of the College Football Hall of Fame by adding them to a prestigious group of former Cornhuskers with retired jerseys.

The group of eight Hall of Fame players now have their names displayed on the façade of the North Stadium. They were honored at the season opener. The uniform numbers of those retired jerseys will continue to be used, but the eight names join 17 other former Huskers with their jerseys retired.

Nebraska College Football Hall of Fame players added to the retired jersey fraternity include **Guy Chamberlin, Ed Weir, Clarence Swanson, George Sauer, Sam Francis, Forrest Behm, Bobby Reynolds** and **Wayne Meylan**.

BROWN, GLOVER TO JOIN NU ATHLETICS HALL OF FAME

Football standouts Bob Brown and Rich Glover were part of an illustrious group of six distinguished student-athletes enshrined into the Nebraska Athletics Hall of Fame on Oct. 13 and recognized at the Ohio State game.

Both Brown and Glover are College Football Hall of Fame members, while Brown is also in the Pro Football Hall of Fame. Brown was the the Huskers' first African-American football player to be named an All-American, when he played a leading role in the Huskers winning their first-ever Big Eight title in 1963 in Bob Devaney's second year as coach. Glover then helped the Huskers win back-to-back national titles in 1970 and 1971, the first football national championships in school history.

The other inductees in the 2017 Nebraska Athletics Hall of Fame were Karen Dahlgren (Volleyball), Denise Day (Softball, Track & Field), Dave Hoppen (Men's Basketball) and Scott Johnson (Men's Gymnastics).

Brown and Glover join three previous football inductees into the Nebraska Athletics Hall of Fame. Dave Rimington was the football representative in the inaugural class in 2015, while Johnny Rodgers and Will Shields were part of the 2016 class.

HUSKERS IN THE NFL

Nebraska has a long-standing tradition of being one of the leading programs in putting players into the National Football League.



Twenty-four Huskers are currently on NFL rosters, including 19 on active 53-man rosters, with another player on and NFL practice squads and four players on injured reserve.

The group is led four-time All-Pro and five-time Pro Bowl selection Ndamukong Suh who is in his third season with the Miami Dolphins. Linebacker Lavonte David is a captain of the Tampa Bay Buccaneers and has more than 650 tackles in five NFL seasons. David is a two-time All-Pro.

- Nebraska has had more than 400 players see action in the National Football League.
- At least one Husker has been selected in 55 consecutive NFL Drafts, the fifth-longest streak in NFL history.
- Two or more Huskers were taken in every NFL Draft from 1963 to 2016, the longest such streak in Draft history.
- A former Husker has appeared on a Super Bowl roster for 24 consecutive years, the longest streak in the nation.
- Since 1997, Nebraska ranks second in the Big Ten Conference with 89 NFL draftees.

HUSKERS ON 2017 NFL ROSTERS

- Ameer Abdullah, RB, Detroit Lions
- Prince Amukamara, CB, Chicago Bears
- Zaire Anderson, LB, Denver Broncos
- Rex Burkhead, RB, New England Patriots
- Cethan Carter, TE, Cincinnati Bengals
- Maliek Collins, DT, Dallas Cowboys
- Will Compton, LB, Washington Redskins
- Jared Crick, DE, Denver Broncos (IR)
- Lavonte David, LB, Tampa Bay Buccaneers
- Quincy Enunwa, WR, New York Jets (IR)
- Nathan Gerry, LB, Philadelphia Eagles
- Randy Gregory, DE, Dallas Cowboys (susp.)
- Richie Incognito, OG, Buffalo Bills
- Andy Janovich, FB, Denver Broncos
- Sam Koch, P, Baltimore Ravens
- Alex Lewis, OL, Baltimore Ravens (IR)
- Spencer Long, C, Washington Redskins
- Niles Paul, TE, Washington Redskins
- Brent Qvale, OL, New York Jets
- Brandon Reilly, WR, Buffalo Bills (practice)
- Jeremiah Sirles, OL, Minnesota Vikings
- Matt Slauson, OG, Los Angeles Chargers
- Ndamukong Suh, DT, Miami Dolphins
- Vincent Valentine, NT, New England Patriots

HUSKER FOOTBALL FACTS HISTORY

Season of Football.....	128th
All-Time Games Played	1,308
All-Time Record.....	892-376-40 (.697)
National Ranking in All-Time Wins	4th
All-Time Bowl Appearances	53
National Ranking in Bowl Appearances	2nd
All-Time Bowl Record.....	26-27

CHAMPIONSHIPS

National Championships	5
Back-to-Back National Championships	2
Undefeated Seasons	11
Perfect Seasons	9
Conference Championships	46

RECORD BREAKDOWN

Home Games	540-150-20 (.775)
Memorial Stadium	415-127-13 (.759)
Record in August	13-0-0 (1.000)
Record in September	177-43-6 (.796)
Record in October.....	360-142-19 (.709)
Record in November	305-156-15 (.657)
Record in December	22-14-0 (.611)
Record in January.....	14-21-0 (.400)
Record in February	1-0-0 (1.000)
In Overtime.....	8-3
At Night.....	96-41-3
When Scoring 35+ Points	365-8
When Allowing 10 Points or Less	252-7-1
vs. Big Ten Teams	114-89-10
• In Big Ten Play (since 2011).....	33-21
• Home	18-9
• Away.....	15-11
• Neutral	0-1
vs. Ranked Teams	104-127-3
• Home	50-40-0
• Away.....	29-63-3
• Neutral	25-24-0
• as No. 1 Team	46-7-1

STREAKS

Consecutive Games Scoring a Point	278
Consecutive Home Games Scoring a Point.....	325
Consecutive Home Sellouts	359
Record in Sellout Streak	305-54
• vs. Ranked Teams	45-29

INDIVIDUAL HONORS

College Football Hall of Fame Players	17
College Football Hall of Fame Coaches.....	6
First-Team All-Americans	110
CoSIDA Academic All-Americans*	107
NCAA Top Ten Award Winners*	9
Heisman Trophy Winners	3
Walter Camp Award Winners	3
Maxwell Trophy Winners	1
Outland Trophy Winners*.....	9
Lombardi Trophy Winners.....	5
Butkus Award Winners.....	1
Johnny Unitas Golden Arm Award Winners..	1
Davey O'Brien Award Winners.....	1
Rimington Award Winners.....	1
Bednarik Award Winners	1
Nagurski Trophy Winners	1
Retired Jerseys	25
All-Conference Selections	518

*Total leads the nation

2017 SEASON NOTEBOOK SCHEDULE NOTES

• Nebraska will play seven games against teams that played in a bowl game last year, including Ohio State (Fiesta Bowl - College Football Playoff Semifinal), Penn State (Rose Bowl) and Wisconsin (Cotton Bowl), all of which played in a New Year's Six Bowl last season.

• The Huskers will face three teams who won 11 games last season in Ohio State (11-2), Penn State (11-3) and Wisconsin (11-3). All three of those teams also finished the 2016 season with a top-10 ranking in the AP poll, as Ohio State was sixth, Penn State was seventh and Wisconsin was ninth.

• Nebraska will play five conference home games for the first time in program history this fall, as all seven Big Ten West Division teams will play five league games at home and four on the road.

• In Big Ten play, NU traveled to Illinois (Sept. 29), and will travel to Purdue (Oct. 28), Minnesota (Nov. 11) and Penn State (Nov. 18). The Huskers posted their first win at Illinois since 1986.

• The 2017 Big Ten Championship Game is scheduled for Saturday, Dec. 2 at 7 p.m. on FOX. The game will be played at Lucas Oil Stadium in Indianapolis, the site of each of the first six Big Ten Championship Games. Nebraska made its lone appearance in the championship game in 2012.

COACHING STAFF NOTES

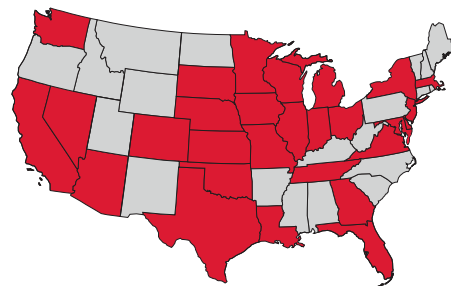
• Head Coach **Mike Riley** is in his 17th season as a collegiate head coach in 2017. Riley's 17 years of experience rank ninth nationally among all active FBS head coaches.

• Nebraska's 10 full-time head coaches boast a combined 190 years of collegiate coaching experience, including 113 seasons in Power Five Conferences.

• The Husker staff also features four coaches with a combined 14 years of NFL coaching experience including **Mike Riley** (three seasons as an NFL head coach and one season as an NFL assistant coach), **Reggie Davis** (four seasons as an NFL assistant), **Danny Langsdorf** (four seasons as an NFL assistant) and **Mike Cavanaugh** (two seasons as an NFL assistant).

• Nebraska welcomes three new additions to its full-time coaching staff for the 2017 season. **Bob Diaco** takes over as the Huskers' defensive coordinator, while **Scott Booker** will coach NU's safeties and **Donté Williams** - whose Nebraska debut came in the 2016 Music City Bowl - will tutor the Husker cornerbacks.

• **Bob Elliott** (1953-2017) passed away in July after being hired in February to coach the Husker safeties. The Nebraska coaching staff will honor Elliott by wearing a game day patch with the initials "BE".



ROSTER NOTES

• Nebraska's 2017 roster features players from 28 states and one Canadian province.

• The Huskers have 48 homegrown Nebraska players on the 2017 roster.

• The roster includes seven additional states with at least four players. The Huskers have eight players from both California and Florida, seven from Louisiana and Texas, six from Missouri and four each from Colorado and Illinois.

• Nebraska's 2017 freshman class features players from 15 states, including multiple players from Nebraska (15), California (2), Florida (2) and Texas (2).

• NU could have its first-ever letterwinner from the state of Delaware this fall, as linebacker **Avery Roberts** (Wilmington, Del.) has seen the field as a true freshman this season after enrolling at Nebraska in January. The Huskers have had a letterwinner from 45 of the 50 states (every state except Delaware, Idaho, Kentucky, New Hampshire and Rhode Island).

• Nebraska features a 129-player roster. The roster is unofficially the third-largest roster in the country behind Army (174) and Navy (173).

• Nearly two-thirds of the Huskers' 2017 roster are underclassmen, as 81 of Nebraska's 129 players are either freshmen or sophomores.

ACADEMIC NOTES

• Nebraska has always placed an emphasis on academic success, as the Husker football program has produced more CoSIDA Academic All-Americans than any other sport in NCAA history. With that emphasis, it has become a trend in recent years for many NU football players to earn their degree before playing in their final game.

• Three Huskers - fullback **Harrison Jordan**, defensive lineman **Joel Lopez** and wide receiver **Gabe Rahn** - will play the 2017 season as graduate students.

• As many as 17 Huskers could earn their degree by the end of the fall semester. That would continue an impressive recent early graduation trend for Nebraska, as 39 of the 50 players in **Mike Riley's** first two senior classes obtained their degree before playing in their final game.

• Senior linebacker **Chris Weber** is one of 181 semifinalists for the Campbell Trophy. Weber is a two-time Academic All-District selection and a strong contender for first-team academic All-America honors in 2017.

• Senior kicker Drew Brown is one of 30 candidates nationally for the Senior CLASS Award.

THE PURDUE BOILERMAKERS



Purdue has shown dramatic improvement under first-year head coach Jeff Brohm. The Boilermakers enter Saturday's game with a 3-4 record. The Boilermakers have already tied their highest season win total since a 6-6 campaign in 2012.

Purdue has won three of its four of its games against unranked opponents. Purdue has had a chance to win or tie in the fourth quarter in each of their four losses, three of which have come to top-20 opponents. Purdue held a lead with under 10 minutes to play in a season-opening loss to then-No. 16 Louisville. In its conference opener, Purdue trailed then-No. 8 Michigan by only four points in the fourth quarter before the Wolverines pulled away for a 28-10 win. Two weeks ago, Purdue drove inside the Wisconsin 10-yard line trailing by eight with less than 10 minutes to play before an interception spoiled any hopes of a Boilermaker upset in a 17-9 loss to the then-No. 7 Badgers. Last week at Rutgers, Purdue failed to convert on a two-point conversion with 25 seconds remaining that would have tied the game.

Purdue has split time between quarterbacks **David Blough** and **Elijah Sindelar**, with Sindelar earning four starts - including two straight - and Blough making three starts. Sindelar has thrown for a team-high 907 yards, while Blough leads Purdue with eight touchdown passes. The Boilermakers average only 146.6 rushing yards per game, but ran more than a quarter of their seasons yards last week when they ran for 279 yards at Rutgers despite being without leading rusher **Tario Fuller**.

Defensively, Purdue has forced 15 turnovers, its highest total since 2001. The Boilermakers rank 26th nationally in scoring defense by allowing an average of 19.3 points per game, an improvement by 19 points per game from 2016, when Purdue ranked 117th in scoring defense at 38.3 points per game.

NEBRASKA VS. PURDUE SERIES HISTORY

Nebraska leads the all-time series with Purdue, 3-2, but the Huskers have only won once in three tries in West Lafayette. The first meeting between the teams was a 28-0 Purdue home win in 1958. The programs did not meet again until Nebraska joined the Big Ten, with the Huskers winning 44-7 at Purdue in 2013 and 35-14 at home in 2014. Purdue defended its home field with a 55-45 win in 2015 before the Huskers defeated the Boilermakers last season, 27-14.

- **All-Time Series:** Nebraska leads, 3-2
- **In West Lafayette:** Purdue leads, 2-1
- **As Big Ten Foes:** Nebraska leads, 3-1
- **Win Streak:** Nebraska, 1 game

ABOUT PURDUE FOOTBALL

Purdue played its first football season in 1887, and the Boilermakers own an all-time record of 604-558-48, including a 324-393-32 record in Big Ten Conference games. Purdue has appeared in 17 bowl games, most recently a loss to Oklahoma State in the 2013 Heart of Dallas Bowl following the 2012 season.

- **First Season:** 1887
- **Big Ten Titles:** 8
- **Bowl Record:** 9-8
- **All-Time Record:** 604-558-48
- **National Titles:** None

PURDUE TEAM STATS

	RUSHING	TOTAL YARDS
PUR	146.6 YDS ● ● ●	386.0 YDS ● ● ● ● ●
OPP	168.6 YDS ● ● ● ● ●	369.3 YDS ● ● ● ● ●
	PASSING	SCORING
PUR	239.4 YDS ● ● ● ● ●	24.1 PPG ● ● ● ● ●
OPP	200.7 YDS ● ● ● ● ●	19.3 PPG ● ● ● ● ●
	RED ZONE	3RD-DOWNS
PUR	89% ● ● ● ● ●	31% ● ● ● ● ●
OPP	76% ● ● ● ● ●	37% ● ● ● ● ●

BOILERMAKER STAT LEADERS

PASSING	CMP-ATT-INT	PCT	YDS	TD	
Elijah Sindelar	78-148-5	52.7	907	6	
David Blough	70-105-4	66.7	745	8	
RUSHING	ATT.	YDS	YPC	TD	
Tario Fuller	43	261	6.2	2	
D.J. Knox	41	236	5.8	0	
Markell Jones	33	140	4.2	1	
RECEIVING	REC.	YDS	YPC	TD	
Jackson Anthrop	27	267	9.9	4	
Anthony Mahoungou	20	300	15.0	2	
Gregory Phillips	20	168	8.4	0	
TACKLES	SOLO	ALL	TFL	SACKS	
Ja'Whaun Bentley	28	53	5.5	0.0	
Markus Bailey	35	49	4.5	3.0	
T.J. McCollum	25	40	2.0	0.0	
Jacob Thieneman	24	39	3.5	1.0	
Josh Okonye	26	38	3.5	1.0	
PUNTING	NO.	YDS	AVG.	LG	I20
Joe Schopper	35	1,520	43.4	63	13
FIELD GOALS	MADE	ATT	PCT.	LG	
J.D. Dellinger	5	8	62.5	40	
Spencer Evans	5	7	71.4	49	
PUNT RETURNS	RET.	YDS	YPR	TD	
Jackson Anthrop	15	18	1.2	0	
KICK RETURNS	RET.	YDS	YPR	TD	
D.J. Knox	8	157	19.6	0	

NEBRASKA CORNHUSKERS (3-4)



HEAD COACH
MIKE RILEY

- 18-15 (at Nebraska)
- 111-95 (Career Record)
- 1-1 vs. Purdue

2017 SCHEDULE & RESULTS

9/2	Arkansas St.	W, 43-36
9/9	@ Oregon	L, 35-42
9/16	Northern Illinois	L, 17-21
9/23	Rutgers	W, 27-17
9/29	@ Illinois	W, 28-6
10/7	#9 Wisconsin	L, 17-38
10/14	#9 Ohio St.	L, 14-52
10/28	@ Purdue	6:30 p.m.
11/4	Northwestern	TBA
11/11	@ Minnesota	TBA
11/18	@ Penn St.	TBA
11/24	Iowa	3 p.m.

STATISTICAL RANKING COMPARISON

B1G	NAT.	CATEGORY	NAT.	B1G
11th	98th	Rushing Offense	84th	9th
4th	49th	Passing Offense	56th	5th
6th	80th	Total Offense	79th	5th
8th	85th	Scoring Offense	94th	11th
11th	69th	Rushing Defense	70th	12th
11th	79th	Pass Defense	42nd	9th
12th	71st	Total Defense	50th	9th
13th	94th	Scoring Defense	26th	8th
5th	63rd	3rd-Down Offense	118th	13th
13th	117th	3rd-Down Defense	54th	9th
13th	105th	Red Zone Offense	35th	4th
7th	47th	Red Zone Defense	32nd	4th
8th	49th	Net Punting	27th	3rd
9th	68th	Punt Returns	116th	13th
11th	76th	Penalty Yards	62nd	5th
12th	99th	Turnover Margin	49th	5th

PURDUE BOILERMAKERS (3-5)



HEAD COACH
JEFF BROHM

- 3-4 (at Purdue)
- 33-14 (Career Record)
- 0-0 vs. Nebraska

2017 SCHEDULE & RESULTS

9/2	vs. #16 Louisville	L, 28-35
9/8	Ohio	W, 44-21
9/16	@ Missouri	W, 35-3
9/23	#8 Michigan	L, 10-28
10/7	Minnesota	W, 31-17
10/14	@ #7 Wisconsin	L, 9-17
10/21	@ Rutgers	L, 12-14
10/28	Nebraska	6:30 p.m.
11/4	Illinois	TBA
11/11	@ Northwestern	TBA
11/18	@ Iowa	TBA
11/25	Indiana	TBA

THE MIKE RILEY FILE**HEAD COACHING RECORD**

- **Overall:** 176-170 (26th season)
- **College:** 111-95 (17th season)
- **Nebraska:** 18-15 (Third season)

FAMILY

- **Wife:** Dee
- **Children:** Matthew, Kate
- **Grandchildren:** Elijah Jo, Cecilia

COACHING NUMBERS

- 43 Years of Coaching Experience
- 26 Years as a Head Coach
- 17 Years as a Collegiate Head Coach
- 9 Years as a Professional Head Coach
- 3 Years as an NFL Head Coach
- 17 Years as an Assistant Coach
- 13 Years as a Collegiate Assistant Coach
- 4 Years as a Professional Assistant Coach
- 1 Year as an NFL Assistant Coach

HEAD COACHING EXPERIENCE**NEBRASKA**

- 2015-present (3rd season; 18-15 record)

OREGON STATE

- 2003-14 (12 seasons; 85-66 record)
- 1997-98 (2 seasons; 8-14 record)
- 14 overall seasons; 93-80 record)
- 6-2 record in eight bowl games
- 2008 Pac-10 Coach of the Year

SAN DIEGO CHARGERS

- 1999-2001 (3 seasons; 14-34 record)

SAN ANTONIO RIDERS (WFLA)

- 1991-92 (2 seasons; 11-9 record)

WINNIPEG BLUE BOMBERS (CFL)

- 1987-90 (4 seasons; 40-32 record)
- 2 Grey Cup Championships (1987, 1990)

ASSISTANT COACH EXPERIENCE**NEW ORLEANS SAINTS**

- Assistant Head Coach (2002)

USC

- Assistant Head Coach/
Offensive Coordinator (1993-96)

NORTHERN COLORADO

- Defensive Coordinator (1986)

WINNIPEG BLUE BOMBERS (CFL)

- Assistant Coach (1983-85)

LINFIELD COLLEGE

- Defensive Coordinator (1977-82)
- NAIA National Championship (1982)

WHITWORTH COLLEGE

- Graduate Assistant (1976)

CALIFORNIA

- Graduate Assistant (1975)

PLAYING EXPERIENCE

- Alabama (CB)
- National Championship (1973)

N HEAD COACH MIKE RILEY

Mike Riley boasts 43 years of coaching experience at the collegiate or professional level, including 26 years as a head coach. Below are some of his career coaching highlights:

- The only head coach in college football to win a professional title as a head coach
- Has been a champion at the NAIA, NCAA FBS and professional levels
- Won two Grey Cup titles in four seasons as a Canadian Football League head coach
- In his first season as a head coach, led Winnipeg to the 1987 Grey Cup title
- Defensive coordinator for Linfield College, the 1982 NAIA national champions
- Was a cornerback on Alabama's 1973 national championship team
- 1 of 8 active FBS head coaches who was also an NFL head coach (Chargers, 1999-2001)
- Named the No. 2 most underrated coach in a 2014 ESPN survey of FBS head coaches
- 2008 Pac-12 Coach of the Year
- Guided NU to the third-largest regular-season win improvement in school history in 2016
- Led Nebraska to its highest College Football Playoff ranking in 2016 (No. 10)
- Became the fourth Husker coach to win a bowl game in his first season
- Won 93 games at Oregon State and is the Beavers' all-time wins leader
- Ranks 11th all-time in Pac-12 history with 58 conference wins at OSU
- 1 of 6 coaches in NCAA history to win his first five bowl games
- 16 wins over ranked opponents in 16 seasons, including 15 wins in the last 12 seasons
- Only active coach to have two players win the Biletnikoff Award

OVERALL COACHING EXPERIENCE*

Nick Saban (Alabama)	45 Years
Mike Riley (Nebraska)	43 Years
Bill Snyder (Kansas State)	42 Years
Rocky Long (San Diego State)	42 Years

*College and professional experience only

HEAD COACHING EXPERIENCE

Brian Kelly (Notre Dame)	28 Years
Mike Riley (Nebraska)	26 Years
Bill Snyder (Kansas State)	26 Years
Three Others with	24 Years

PRO HEAD COACHING EXPERIENCE

Lovie Smith (Illinois)	11 Years
Mike Riley (Nebraska)	9 Years
Butch Davis (FIU)	4 Years
Jim Harbaugh (Michigan)	4 Years
Jim Mora Jr. (UCLA)	4 Years

NFL HEAD COACHING EXPERIENCE

Lovie Smith (Illinois)	11 Years
Butch Davis (FIU)	4 Years
Jim Harbaugh (Michigan)	4 Years
Jim Mora Jr. (UCLA)	4 Years
Mike Riley (Nebraska)	3 Years

WINS AT POWER FIVE CONFERENCE SCHOOLS AMONG ACTIVE COACHES

Bill Snyder (Kansas St.)	205
Nick Saban (Michigan St., LSU, Alabama)	204
Mark Richt (Georgia, Miami)	160
Kirk Ferentz (Iowa)	141
Urban Meyer (Utah, Florida, Ohio St.)	132
Mike Leach (Texas Tech, Washington St.)	120
Mike Riley (Oregon St., Nebraska)	111

BOWL WINS AMONG ACTIVE COACHES

Urban Meyer (Utah, Florida, Ohio St.)	10
Nick Saban (Michigan St., LSU, Alabama)	10
Kyle Whittingham (Utah)	10
Mark Richt (Georgia, Miami)	9
Gary Patterson (TCU)	8
Bill Snyder (Kansas St.)	8
Mike Riley (Oregon St., Nebraska)	7

ALL-TIME BOWL WINNING PERCENTAGE (MINIMUM 10 BOWL GAMES)

Kyle Whittingham	10-1	.909
Tom O'Brien	8-2	.800
Urban Meyer	10-3	.769
Pat Dye	7-2-1	.750
Mike Riley	7-3	.700

DEFENSIVE ASSISTANTS



BOB DIACO
DEFENSIVE COORDINATOR

- 21 Years of Experience
- 7 Years as Def. Coordinator
- 3 Years as an FBS Head Coach
- Game Day: Press Box

CAREER HIGHLIGHTS

- UConn head coach from 2014-16
- 2012 Broyles Award Winner
- Has coordinated defenses at Central Michigan, Cincinnati, Notre Dame and Nebraska
- Notre Dame ranked 2nd nationally in scoring defense and 7th in total defense en route to 2012 BCS Championship Game appearance



SCOTT BOOKER
SAFETIES/SPECIAL TEAMS

- 15 Years of Experience
- 8 Years at a Power Five School
- 5 Years as Special Teams Coord.
- Game Day: Field

CAREER HIGHLIGHTS

- Special teams coordinator at Notre Dame and NU
- Coached in 2016 BCS national title game
- Defensive backs coach at Kent State in 2006 when team led MAC in pass efficiency defense



TRENT BRAY
LINEBACKERS

- 9 Years of Experience
- 9 Years at Power Five School
- 1 Year Playing in NFL Europe
- Game Day: Field

CAREER HIGHLIGHTS

- 2016 Broyles Award nominee (top assistant)
- Helped Dedrick Young II total the second-most tackles by a Husker entering his junior year
- Coached in five bowl games past six years



JOHN PARRELLA
DEFENSIVE LINE

- 10 Years of Experience
- 5 Years of College Experience
- 12 Years of Playing in NFL
- Game Day: Field

CAREER HIGHLIGHTS

- Coached two All-Big Ten defensive linemen in his first season at Nebraska in 2016
- Helped Chabot JC to a conference title in 2013
- Started the varsity program at Valley Christian High in California and led team to playoffs



DONTÉ WILLIAMS
CORNERBACKS

- 10 Years of Experience
- 4 Years at Power Five School
- Produced 17 NFL Players
- Game Day: Field

CAREER HIGHLIGHTS

- Has coached cornerbacks at Arizona and NU
- Coordinated a San Jose State secondary that led the nation in pass defense in 2014 and was second in 2015
- Named one of college football's top 10 recruiters by Sports Illustrated in 2015

OFFENSIVE ASSISTANTS



DANNY LANGSDORF
OFFENSIVE COORD./QBs

- 22 Years of Experience
- 12 Years as Off. Coordinator
- 4 Years of NFL Experience
- Game Day: Press Box

CAREER HIGHLIGHTS

- Helped Nebraska rank in top three in Big Ten in passing, scoring and total offense in 2015
- Helped Eli Manning set a career-high completion rate in 2014 with New York Giants
- Coached Sean Mannion, the all-time leading passer in Pac-12 Conference history



MIKE Cavanaugh
OFFENSIVE LINE

- 32 Years of Experience
- 13 Years at Power Five School
- 2 Years of NFL Experience
- Game Day: Field

CAREER HIGHLIGHTS

- 25 all-conference linemen in past 12 years
- OSU set a then-Pac-12 passing record in 2013
- Helped Hawaii rank in the top 10 nationally in total offense three times in six seasons




REGGIE DAVIS
RUNNING BACKS

- 14 Years of Experience
- 6 Years at Power Five School
- 4 Years of NFL Experience
- Game Day: Field

CAREER HIGHLIGHTS

- Coached in three NFC Championship Games
- Coached All-Pro TE Vernon Davis for three years
- Helped OSU RB Jacquizz Rodgers become first freshman to be Pac-10 Offensive MVP



KEITH WILLIAMS
WIDE RECEIVERS

- 18 Years of Experience
- 3 Years at Power Five School
- 1 Year Playing in NFL
- Game Day: Field

CAREER HIGHLIGHTS

- Eight former wideouts played in NFL in 2016
- Helped Jordan Westerkamp finish 2nd all-time at NU in receptions and 4th in yards
- Coached San Jose State's Edell Shepherd to school-record 1,500 receiving yards in 2001

ADDITIONAL FOOTBALL STAFF

- **Associate A.D./Football:** Dan Van De Riet
- **Director of Football Operations:** Adam Clark
- **Exec. Dir. of Player Personnel:** Billy Devaney
- **Assoc. Dir. of Player Personnel:** Todd McShane
- **Director of Recruiting:** Andy Vaughn
- **Dir. of High School Relations:** Kenny Wilhite
- **Dir. of Player Development:** James Rodgers
- **Offensive GA:** Roman Sapolu (Offensive Line)
- **Offensive GA:** Tavita Thompson (Tight Ends)
- **Defensive GA:** Andrew Seumalo (Def. Line)
- **Special teams GA:** Nick Smith
- **Head Football Strength Coach:** Mark Philipp
- **Head Football Athletic Trainer:** Mark Mayer
- **Head Equipment Manager:** Jay Terry
- **Director of Video:** Tate Guillotte

HUSKER COACHING NUMBERS

4

Mike Riley is 1 of 5 FBS coaches with at least three seasons of NFL head coaching experience. Riley is 1 of 8 FBS coaches who has been an NFL head coach (UCLA's Jim Mora Jr., Michigan's Jim Harbaugh, Louisville's Bobby Petrino, Alabama's Nick Saban, Illinois' Lovie Smith, FIU's Butch Davis, FAU's Lane Kiffin).

4

Four coaches boast NFL experience, including Mike Riley as a head coach and Mike Cavanaugh, Reggie Davis and Danny Langsdorf as assistant coaches.

5

Mike Riley ranks fifth in NCAA history with a .700 winning percentage in bowl games (minimum 10 bowl games). One of only six coaches in NCAA history to win his first five bowl games, Riley is 7-3 in bowl games.

9

Mike Riley owns nine years of experience as a professional head coach, the second-most of any FBS coach. In addition to the NFL, Riley led teams in the Canadian Football League and the World League of American Football, the predecessor to NFL Europe.

14

The NU coaching staff has combined for 14 seasons of coaching experience in the NFL.

26

Mike Riley owns 26 years of head coaching experience at the collegiate or professional level, the second most among FBS head coaches.

43

Mike Riley's 43 years of coaching experience at the collegiate or professional level rank second among FBS head coaches. Alabama's Nick Saban (45 years) is the only coach ahead of Riley on that list.

65

Nebraska's 10 full-time coaches have been a part of 65 bowl teams during their collegiate coaching careers.

189

The Husker coaching staff has a combined 189 years of coaching experience at the collegiate or professional level.

NEBRASKA DEPTH CHART-PURDUE

OFFENSE

LEFT TACKLE

- 68 Nick Gates, 6-5, 295, Jr.
65 Christian Gaylord, 6-6, 300, So.

LEFT GUARD

- 67 Jerald Foster, 6-3, 310, Jr.
50 John Raridon, 6-4, 290, RFr.
74 Jalin Barnett, 6-4, 315, So.

CENTER

- 79 Michael Decker, 6-4, 305, So.
62 Cole Conrad, 6-5, 300, Jr.

RIGHT GUARD

- 63 Tanner Farmer, 6-4, 305, Jr.
56 Boe Wilson, 6-3, 295, RFr.

RIGHT TACKLE

- 76 Brenden Jaimes, 6-5, 280, Fr.
77 David Knevel, 6-9, 315, Sr.
71 Matt Farniok, 6-6, 315, RFr.

TIGHT END

- 88 Tyler Hoppes, 6-4, 245, Sr.
86 Jack Stoll, 6-4, 245, RFr.

TIGHT END

- 89 Connor Ketter, 6-5, 245, Sr.
85 Matt Snyder, 6-5, 240, So.

QUARTERBACK

- 13 Tanner Lee, 6-4, 220, Jr.
12 Patrick O'Brien, 6-4, 230, RFr.
14 Tristan Gebbia, 6-3, 185, Fr.

I-BACK

- 21 Mikale Wilbon, 5-9, 200, Jr. -OR-
22 Devine Ozigbo, 6-0, 230, Jr.
33 Jaylin Bradley, 6-0, 180, Fr.

FULLBACK

- 41 Luke McNitt, 6-2, 250, Sr.
23 Austin Rose, 6-1, 225, Jr.

WIDE RECEIVER

- 8 Stanley Morgan Jr., 6-1, 195, Jr.
83 Bryan Reimers, 6-5, 210, Jr.
87 Conor Young, 6-2, 180, So.

WIDE RECEIVER

- 10 JD Spielman, 5-9, 180, RFr.
81 Gabe Rahn, 6-1, 195, Sr.

WIDE RECEIVER

- 15 De'Mornay Pierson-El, 5-9, 190, Sr.
1 Tyjon Lindsey, 5-9, 160, Fr.
80 Brett Classen, 6-2, 200, Sr.

OFFENSIVE CAREER STARTS

Nick Gates, Jr., OT	30
Tanner Lee, Jr., QB	26*
De'Mornay Pierson-El, Sr., WR	18
Tanner Farmer, Jr., OG	18
Stanley Morgan Jr., Jr., WR	15
David Knevel, Sr., OT	11
Jerald Foster, Jr., OG	11
Cole Conrad, Jr., OL	8
Tyler Hoppes, Sr., TE	6
Connor Ketter, Sr., TE	6
Brenden Jaimes, Fr., OT	4
Michael Decker, Soph., C	4
Mikale Wilbon, Jr., IB	4
Bryan Reimers, Jr., WR	3
JD Spielman, RFr., WR	3
Luke McNitt, Sr., FB	3
Tre Bryant, Soph., IB	2
Matt Farniok, RFr., OT	2
Devine Ozigbo, Jr., IB	2
Gabe Rahn, Sr., WR	1
Conor Young, So., WR	1

*-Includes starts at Tulane, 2014-15

DEFENSE

DEFENSIVE END

- 91 Freedom Akinmoladun, 6-4, 280, Jr.
94 Khalil Davis, 6-2, 290, So.

NOSE TACKLE

- 44 Mick Stoltenberg, 6-5, 305, Jr.
97 Deontre Thomas, 6-3, 280, Fr.
99 Peyton Newell, 6-3, 295, Jr.

DEFENSIVE END

- 96 Carlos Davis, 6-2, 295, So.
9 DaiShon Neal, 6-7, 275, So.
76 Dylan Owen, 6-5, 260, Jr.

OUTSIDE LINEBACKER

- 12 Luke Gifford, 6-3, 235, Jr.
3 Marcus Newby, 6-1, 235, Sr.
43 Tyrin Ferguson, 6-2, 225, So.

INSIDE LINEBACKER

- 49 Chris Weber, 6-3, 240, Sr.
14 Avery Roberts, 6-1, 230, Fr.
31 Collin Miller, 6-3, 235, RFr.

INSIDE LINEBACKER

- 5 Dedrick Young II, 6-1, 235, Jr.
7 Mohamed Barry, 6-1, 230, So.
57 Jacob Weinmaster, 6-0, 215, So.

OUTSIDE LINEBACKER

- 17 Sedrick King, 6-4, 245, Jr. -OR-
95 Ben Stille, 6-5, 255, RFr.
22 Alex Davis, 6-5, 255, So.

CORNERBACK

- 8 Chris Jones, 6-0, 195, Sr.
6 Eric Lee Jr., 6-0, 195, So.
4 Avery Anderson, 6-0, 180, So.

SAFETY

- 46 Joshua Kalu, 6-0, 195, Sr. -OR-
25 Antonio Reed, 6-2, 210, Jr.

SAFETY

- 24 Aaron Williams, 5-11, 190, Jr.
19 Marquel Dismuke, 6-2, 195, RFr.
26 Kieron Williams, 6-1, 195, Sr.

CORNERBACK

- 21 Lamar Jackson, 6-3, 210, So.
23 Dicaprio Bootle, 5-10, 185, RFr.
42 Jeremiah Stovall, 5-11, 185, So.

DEFENSIVE CAREER STARTS

Joshua Kalu, Sr., DB	32
Dedrick Young, Jr., LB	27
Freedom Akinmoladun, Jr., DE	24
Chris Jones, Sr., CB	21
Aaron Williams, Jr., S	20
Mick Stoltenberg, Jr., NT	16
Marcus Newby, Sr., LB	13
Carlos Davis, So., DL	11
Chris Weber, Sr., LB	11
Kieron Williams, Sr., S	9
Lamar Jackson, So., CB	8
Luke Gifford, Jr., LB	7
Eric Lee Jr., So., CB	6
Antonio Reed, Jr., S	4
Sedrick King, Jr., LB	3
Ben Stille, RFr., LB	1
Dicaprio Bootle, RFr., DB	1

SPECIAL TEAMS

PLACE-KICKER

- 34 Drew Brown, 5-11, 200, Sr.
95 Kramer Rath, 6-1, 175, Sr.

PUNTER

- 35 Caleb Lightbourn, 6-3, 235, So.
98 Isaac Armstrong, 5-11, 200, So.

LONG SNAPPER

- 54 Jordan Ober, 6-1, 225, Jr.
92 Chase Urbach, 6-3, 200, So.

HOLDER

- 2 Zack Darlington, 6-2, 195, Jr.

KICKOFF RETURNER

- 10 JD Spielman, 5-9, 180, RFr.
1 Tyjon Lindsey, 5-9, 160, Fr.
33 Jaylin Bradley, 6-0, 180, Fr.

PUNT RETURNER

- 15 De'Mornay Pierson-El, 5-9, 190, Sr.
8 Stanley Morgan Jr., 6-1, 195, Jr.
1 Tyjon Lindsey, 5-9, 160, Fr.

INJURED

- 4 Jaevon McQuitty, WR
13 JoJo Domann, S
9 Keyan Williams, WR
18 Tre Bryant, RB

SPECIAL TEAMS CAREER STARTS

Drew Brown, Sr., PK	46
Jordan Ober, Jr., LS	33
Caleb Lightbourn, So., P	19

HUSKER NUMERICAL ROSTER

NO.	NAME	POS.
1	Tyson Lindsey	WR
2	Tony Butler	DB
2	Zack Darlington	WR
3	Marcus Newby	LB
4	Avery Anderson	DB
4	Jaevon McQuitty	WR
5	Dedrick Young II	LB
6	Eric Lee Jr.	DB
7	Mohamed Barry	LB
8	Chris Jones	DB
8	Stanley Morgan Jr.	WR
9	DaiShon Neal	DL
9	Keyan Williams	WR
10	JD Spielman	WR
11	Austin Allen	TE
11	Boaz Joseph	DB
12	Luke Gifford	LB
12	Patrick O'Brien	QB
13	JoJo Domann	DB
13	Tanner Lee	QB
14	Tristan Gebbia	QB
14	Avery Roberts	LB
15	De'Mornay Pierson-El	WR
16	Andrew Bunch	QB
16	Ethan Cox	DB
17	Sedrick King	LB
18	Tre Bryant	IB
18	Guy Thomas	LB
19	Marquel Dismuke	DB
21	Lamar Jackson	DB
21	Mikale Wilbon	IB
22	Alex Davis	LB
22	Devine Ozigbo	IB
23	Dicaprio Bootle	DB
23	Austin Rose	FB
24	Sean Lambert	IB
24	Aaron Williams	DB
25	Antonio Reed	DB
26	Kieron Williams	DB
26	Thomas Connely	LB
28	Eli Sullivan	DB
28	Adam Taylor	IB
29	Ben Miles	FB
30	Quayshon Alexander	LB
30	Bo Kitrell	TE
31	Collin Miller	LB
31	Kade Warner	WR
32	Tanner Hass	DB
32	Pernell Jefferson	LB
33	Jaylin Bradley	IB
33	Willie Hampton	LB
33	Dylan Reynolds	WR
34	Drew Brown	PK
35	Caleb Lightbourn	P
36	Christian Banker	WR
36	Spencer Jordan	LB
36	Reid Karel	DB
37	Wyatt Mazour	IB
38	Damian Jackson	DL
38	Harrison Jordan	FB
39	Bradley Bunner	DB
39	Cole Frahm	PK
40	Grant Jordan	LB
40	Brandon Robbins	WR

2017 NEBRASKA CORNHUSKER ALPHABETICAL ROSTER

No.	Name	Pos.	Ht.	Wt.	Yr.	Hometown (High School/College)
91	** Akinmoladun, Freedom	DL	6-4	280	Jr.	Grandview, Mo. (Grandview)
30	Alexander, Quayshon	LB	6-3	245	RFr.	Prospect Park, N.J. (De Paul Catholic)
42	Alioth Jr., Chad	WR	6-2	170	Fr.	Omaha, Neb. (North)
11	Allen, Austin	TE	6-8	210	Fr.	Aurora, Neb. (Aurora)
4	Anderson, Avery	DB	6-0	180	So.	Surprise, Ariz. (Pine Creek, Colorado Springs, Colo.)
75	Anderson, Fyn	DL	6-3	275	So.	Lincoln, Neb. (Southeast)
98	Armstrong, Isaac	P	5-11	200	So.	Lincoln, Neb. (Kearney/Southwest)
73	Bando, Broc	OL	6-5	295	Fr.	Lincoln, Neb. (IMG Academy)
36	Banker, Christian	WR	6-1	185	Fr.	Omaha, Neb. (Skutt Catholic)
74	* Barnett, Jalin	OL	6-4	315	So.	Lawton, Okla. (Lawton)
7	* Barry, Mohamed	LB	6-1	230	So.	Grayson, Ga. (Grayson)
23	Bootle, Dicaprio	DB	5-10	185	RFr.	Miami, Fla. (Southridge)
33	Bradley, Jaylin	IB	6-0	180	Fr.	Bellevue, Neb. (Bellevue West)
61	Brokop, Bryan	OL	6-5	295	RFr.	New Lenox, Ill. (Lincoln-Way West)
34	*** Brown, Drew	PK	5-11	200	Sr.	Southlake, Texas (Southlake Carroll)
18	* Bryant, Tre	IB	5-11	200	So.	St. Louis, Mo. (Christian Brothers College)
16	Bunch, Andrew	QB	6-1	200	So.	Thompson Station, Tenn. (Independence/Scottsdale CC)
39	Bunner, Bradley	DB	6-1	180	Fr.	Clarkson, Neb. (Clarkson)
2	Butler, Tony	DB	6-2	210	RFr.	Lakewood, Ohio (St. Edward)
45	Chaffin, Ty	WR	6-5	200	RFr.	Burwell, Neb. (Burwell)
80	Classen, Brett	WR	6-2	200	Sr.	Medina, Minn. (Wayzata/Winona State)
26	Connely, Thomas	LB	5-11	225	Jr.	Kearney, Neb. (Kearney Catholic)
62	* Conrad, Cole	OL	6-5	300	Jr.	Fremont, Neb. (Archbishop Bergan)
16	Cox, Ethan	DB	5-11	175	Fr.	Blair, Neb. (Blair)
93	Daniels, Damion	DL	6-2	310	Fr.	Dallas, Texas (Bishop Dunne)
2	* Darlington, Zack	WR	6-2	195	Jr.	Apopka, Fla. (Apopka)
22	* Davis, Alex	LB	6-5	255	So.	Riviera Beach, Fla. (Dwyer)
96	* Davis, Carlos	DL	6-2	295	So.	Blue Springs, Mo. (Blue Springs)
94	* Davis, Khalil	DL	6-2	290	So.	Blue Springs, Mo. (Blue Springs)
79	* Decker, Michael	OL	6-4	305	So.	Omaha, Neb. (North)
19	Dismuke, Marquel	DB	6-2	195	RFr.	Compton, Calif. (Calabasas)
13	* Domann, JoJo	DB	6-1	205	So.	Colorado Springs, Colo. (Pine Creek)
84	Engelhaupt, David	TE	6-3	240	RFr.	Norfolk, Neb. (Norfolk Catholic)
48	Evans, Erik	DL	6-3	265	Sr.	Waverly, Neb. (Waverly)
63	* Farmer, Tanner	OL	6-4	305	Jr.	Highland, Ill. (Highland)
71	Farniok, Matt	OL	6-6	315	RFr.	Sioux Falls, S.D. (Washington)
43	* Ferguson, Tyrin	LB	6-2	225	So.	New Orleans, La. (Edna Karr)
67	** Foster, Jerald	OL	6-3	310	Jr.	Lincoln, Neb. (Southeast)
39	Frahm, Cole	PK	6-5	200	Fr.	Omaha, Neb. (Burke)
68	** Gates, Nick	OL	6-5	295	Jr.	Las Vegas, Nev. (Bishop Gorman)
65	* Gaylord, Christian	OL	6-6	300	So.	Baldwin City, Kan. (Baldwin City)
14	Gebbia, Tristan	QB	6-3	185	Fr.	Calabasas, Calif. (Calabasas)
12	** Gifford, Luke	LB	6-3	235	Jr.	Lincoln, Neb. (Southeast)
33	Hampton, Willie	LB	6-1	225	Fr.	Plantation, Fla. (American Heritage)
32	Hass, Tanner	DB	6-0	200	RFr.	West Point, Neb. (Guardian Angels)
49	Hemphill, Austin	FB	5-10	225	So.	Gretna, Neb. (Gretna)
75	Hixson, Trent	OL	6-4	260	Fr.	Omaha, Neb. (Skutt Catholic)
47	Hohenstein, Branden	TE	6-4	220	RFr.	Jackson, Neb. (Bishop Heelan)
43	Honas, Todd	WR	5-11	195	RFr.	Aurora, Neb. (Aurora)
88	* Hoppes, Tyler	TE	6-4	245	Sr.	Lincoln, Neb. (Southwest/Wayne State)
38	Jackson, Damian	LB	6-1	245	Fr.	Las Vegas, Nev. (Shadow Ridge)
21	* Jackson, Lamar	DL	6-3	210	So.	Elk Grove, Calif. (Franklin)
76	Jaimes, Brenden	OL	6-5	280	Fr.	Austin, Texas (Lake Travis)
47	Jarzynka, Matt	DL	6-4	260	Jr.	Loup City, Neb. (Loup City)
32	Jefferson, Pernell	LB	6-2	235	RFr.	New Orleans, La. (Warren Easton)
8	*** Jones, Chris	DB	6-0	195	Sr.	Jacksonville, Fla. (Sandalwood)
40	Jordan, Grant	LB	6-2	205	RFr.	Omaha, Neb. (Westside)
38	Jordan, Harrison	FB	5-10	240	Sr.	Omaha, Neb. (Westside)
36	Jordan, Spencer	LB	6-2	210	RFr.	Omaha, Neb. (Westside)
11	*** Joseph, Boaz	DB	6-1	200	Sr.	Weston, Fla. (Cypress Bay)
46	*** Kalu, Joshua	DB	6-1	195	Sr.	Houston, Texas (Alief Taylor)
36	Karel, Reid	DB	6-3	205	So.	Seward, Neb. (Seward)
89	* Ketter, Connor	TE	6-5	245	Fr.	Norfolk, Neb. (Norfolk Catholic)
17	* King, Sedrick	LB	6-4	245	Jr.	Plant City, Fla. (Plant City)
30	Kitrell, Bo	TE	6-1	235	Jr.	Ashland, Neb. (Ashland-Greenwood)
59	Kitten, Jake	OL	6-2	300	RFr.	Santee, Calif. (Santana)
77	*** Knevel, David	OL	6-9	315	Sr.	Brantford, Ontario, Canada (Pauline S. Johnson Collegiate)
24	Lambert, Sean	IB	6-0	205	RFr.	Fremont, Neb. (Fremont)
6	* Lee Jr., Eric	DB	6-0	195	So.	Milton, Mass. (Valor Christian [Colo.])
13	Lee, Tanner	QB	6-4	220	Jr.	Destrehan, La. (Jesuit/Tulane)
35	* Lightbourn, Caleb	P	6-3	235	So.	Washougal, Wash. (Camas)
1	Lindsey, Tyson	WR	5-9	160	Fr.	Corona, Calif. (Bishop Gorman [Nev.])
90	Lingenfelter, Ben	DL	6-5	265	Fr.	Cherokee, Iowa (Washington)
42	Liske, Cody	LB	6-0	200	Fr.	Bennington, Neb. (Bennington)

58	Lopez, Joel	DL	6-2	280	Sr.	Saint Charles, Ill. (Burlington Central)	41	Luke McNitt.....FB
37	Mazour, Wyatt	IB	5-9	190	So.	Albion, Neb. (Boone Central)	42	Chad Aloith Jr.WR
41	** McNitt, Luke	FB	6-2	250	Sr.	Kearney, Neb. (Kearney/Nebraska-Kearney)	42	Cody Liske.....LB
4	McQuitty, Jaevon	WR	6-0	195	Fr.	Columbia, Mo. (Battle)	42	Jeremiah Stovall.....DB
29	Miles, Ben	FB	6-1	210	Fr.	Baton Rouge, La. (Catholic)	43	Tyrin Ferguson.....LB
31	Miller, Collin	LB	6-3	235	RFr.	Fishers, Ind. (Hamilton Southeastern)	43	Todd Honas.....WR
66	Miller, Hunter	OL	6-5	275	Fr.	Stromsburg, Neb. (Cross County)	44	Mick Stoltenberg.....DL
8	** Morgan Jr., Stanley	WR	6-1	195	Jr.	New Orleans, La. (St. Augustine)	45	Ty ChaffinWR
45	* Natter, A.J.	DL	6-5	260	Sr.	Milton, Wis. (Milton)	45	A.J. Natter.....DL
9	* Neal, DaiShon	DL	6-7	275	So.	Houston, Texas (Omaha Central)	46	Joshua KaluDB
3	*** Newby, Marcus	LB	6-1	235	Sr.	Gaithersburg, Md. (Quince Orchard)	47	Branden Hohenstein.....TE
99	* Newell, Peyton	DL	6-3	295	Jr.	Hiawatha, Kan. (Hiawatha)	47	Matt Jarzynka.....DL
12	O'Brien, Patrick	QB	6-4	230	RFr.	San Juan Capistrano, Calif. (San Juan Hills)	48	Erik Evans.....DL
54	** Ober, Jordan	LS	6-1	225	Jr.	Las Vegas, Nev. (Bishop Gorman)	48	Johnny Richard.....WR
76	Owen, Dylan	DL	6-5	260	Jr.	Westchester, N.Y. (Somers/Bridgton Academy)	49	Austin Hemphill.....FB
22	** Ozigbo, Devine	IB	6-0	230	Jr.	Sachse, Texas (Sachse)	49	Chris Weber.....LB
55	Paup, Jordan	DL	6-4	230	Fr.	Central City, Neb. (Central City)	50	John RaridonOL
15	*** Pierson-El, De'Mornay	WR	5-9	190	Sr.	Alexandria, Va. (West Potomac)	51	Matt Watts.....OL
82	Rafdal, Kurt	TE	6-7	230	Fr.	Carmel, Ind. (Carmel)	52	Andrew WardLB
81	* Rahn, Gabe	WR	6-1	195	Sr.	Le Mars, Iowa (Le Mars)	54	Jordan Ober.....LS
50	Raridon, John	OL	6-4	290	RFr.	West Des Moines, Iowa (Valley)	55	Jordan Paup.....DL
95	Rath, Kramer	PK	6-1	175	Sr.	Lincoln, Neb. (Southwest/Nebraska Wesleyan)	55	Chris WalkerOL
25	** Reed, Antonio	DB	6-2	210	Jr.	Memphis, Tenn. (Southaven [Miss.])	56	Boe WilsonOL
83	* Reimers, Bryan	WR	6-5	210	Jr.	Lincoln, Neb. (East)	57	Jacob WeinmasterLB
33	Reynolds, Dylan	WR	6-0	170	Fr.	Broken Bow, Neb. (Broken Bow)	58	Joel Lopez.....DL
48	Richard, Johnny	WR	6-5	205	Fr.	Atlanta, Ga. (South Cobb)	59	Jake KittenOL
40	Robbins, Brandon	WR	5-10	185	Fr.	Bellevue, Neb. (Bellevue East)	61	Bryan Brokop.....OL
14	Roberts, Avery	LB	6-1	230	Fr.	Wilmington, Del. (Concord)	62	Cole Conrad.....OL
23	Rose, Austin	FB	6-1	225	Jr.	Lincoln, Neb. (North Star)	63	Tanner Farmer.....OL
70	Sichterman, Matt	OL	6-5	270	Fr.	Kings Mills, Ohio (Kings)	65	Christian Gaylord.....OL
85	Snyder, Matt	TE	6-5	240	So.	San Ramon, Calif. (California)	66	Hunter MillerOL
10	Spielman, JD	WR	5-9	180	RFr.	Eden Prairie, Minn. (Eden Prairie)	67	Jerald FosterOL
95	Stille, Ben	LB	6-5	255	RFr.	Ashland, Neb. (Ashland-Greenwood)	68	Nick Gates.....OL
86	Stoll, Jack	TE	6-4	245	RFr.	Lone Tree, Colo. (Regis Jesuit)	70	Matt Sichterman.....OL
44	** Stoltenberg, Mick	DL	6-5	305	Jr.	Gretna, Neb. (Gretna)	71	Matt Farniok.....OL
42	Stovall, Jeremiah	DB	5-11	185	So.	Omaha, Neb. (Creighton Prep)	73	Broc Bando.....OL
28	Sullivan, Eli	DB	6-2	200	RFr.	Longmont, Colo. (Longmont)	74	Jalin Barnett.....OL
28	** Taylor, Adam	IB	6-2	210	Sr.	Katy, Texas (Katy)	75	Fyn Anderson.....DL
97	Thomas, Deontre	DL	6-3	280	Fr.	Mustang, Okla. (Mustang)	75	Trent HixsonOL
18	Thomas, Guy	LB	6-3	200	Fr.	Miami, Fla. (Booker T. Washington)	76	Brenden Jaimes.....OL
92	Urbach, Chase	LS	6-3	200	So.	Grosse Pointe, Mich. (Grosse Pointe South)	76	Dylan Owen.....DL
55	Walker, Chris	OL	6-8	275	Fr.	Lincoln, Neb. (East)	77	David KnevelOL
90	Walker, Jackson	P	6-4	250	Jr.	Overland Park, Kan. (Blue Valley Northwest/Coffeyville CC/Johnson County)	79	Michael DeckerOL
52	Ward, Andrew	LB	6-1	200	Fr.	Muskegon, Mich. (Muskegon)	80	Brett Classen.....WR
31	Warner, Kade	WR	6-1	200	Fr.	Scottsdale, Ariz. (Desert Mountain)	81	Gabe Rahn.....WR
51	Watts, Matt	OL	6-4	285	Sr.	Stockton, Calif. (Saint Mary's/Nevada/Butte CC)	82	Kurt Rafdal.....TE
49	*** Weber, Chris	LB	6-3	240	Sr.	Omaha, Neb. (Elkhorn)	83	Bryan Reimers.....WR
57	Weinmaster, Jacob	LB	6-0	215	So.	Loveland, Colo. (Loveland)	84	David Engelhaupt.....TE
21	** Wilbon, Mikale	IB	5-9	200	Jr.	Chicago, Ill. (De La Salle Institute)	85	Matt Snyder.....TE
24	** Williams, Aaron	DB	5-11	190	Jr.	Atlanta, Ga. (Carver)	86	Jack StollTE
9	Williams, Keyan	WR	5-10	195	Jr.	New Orleans, La. (Lusher/Fresno State)	87	Conor YoungWR
26	*** Williams, Kieron	DB	6-1	195	Sr.	Shreveport, La. (C.E. Byrd/Air Force Prep)	88	Tyler Hoppes.....TE
56	Wilson, Boe	OL	6-3	295	RFr.	Lee's Summit, Mo. (Lee's Summit West)	89	Connor KetterTE
87	Young, Conor	WR	6-2	180	So.	Cozad, Neb. (Cozad)	90	Ben Lingenfelter.....DL
5	** Young II, Dedrick	LB	6-1	235	Jr.	Peoria, Ariz. (Centennial)	90	Jackson Walker.....P

*denotes letters earned

PRONUNCIATION GUIDE

Freedom Akinmoladun...ackin-mo-LAW-doon
 Bryan Brokop.....bro-COP
 Ty ChaffinCHAY-fin
 Brett ClassenCLASS-in
 Matt FarniokFAR-nee-ock
 Tristan Gebbia.....JEB-ee-uh
 Branden Hohenstein.....HO-inn-stine
 Todd Honas.....HO-nuss
 Tyler Hoppes.....HOP-iss
 Brenden Jaimes.....HYME-iss
 Matt Jarzynkajar-ZINK-uh
 Boaz Joseph.....BOSE
 Joshua Kalukuh-LOO
 Reid Karel.....CARE-ull
 Bo Kitrell.....KIT-trull

David KnevelNEV-ull
 Wyatt MazourMUH-zoo-er
 Jaevon McQuittyJAY-vaughn
 DaiShon NealDAY-shawn
 Devine Ozigbooh-ZIG-bo
 Jordan PaupPOP
 De'Mornay Pierson-Elduh-MORN-eh
 Gabe Rahn.....RAWN
 Bryan Reimers.....RHYME-ers
 Matt SichtermanSICK-ter-mun
 Ben Stille.....STILL-ee
 Jacob Weinmaster.....WINE-master
 Mikale Wilbon.....MICK-kale
 Keyan WilliamsKEY-on
 Kieron Williams.....KYE-run
 Dedrick Young II.....DEAD-rick

41	Luke McNitt.....FB
42	Chad Aloith Jr.WR
42	Cody Liske.....LB
42	Jeremiah Stovall.....DB
43	Tyrin Ferguson.....LB
43	Todd Honas.....WR
44	Mick Stoltenberg.....DL
45	Ty ChaffinWR
45	A.J. Natter.....DL
46	Joshua KaluDB
47	Branden Hohenstein.....TE
47	Matt Jarzynka.....DL
48	Erik Evans.....DL
48	Johnny Richard.....WR
49	Austin Hemphill.....FB
49	Chris Weber.....LB
50	John RaridonOL
51	Matt Watts.....OL
52	Andrew WardLB
54	Jordan Ober.....LS
55	Jordan Paup.....DL
55	Chris WalkerOL
56	Boe WilsonOL
57	Jacob WeinmasterLB
58	Joel Lopez.....DL
59	Jake KittenOL
61	Bryan Brokop.....OL
62	Cole Conrad.....OL
63	Tanner Farmer.....OL
65	Christian Gaylord.....OL
66	Hunter MillerOL
67	Jerald FosterOL
68	Nick Gates.....OL
70	Matt Sichterman.....OL
71	Matt Farniok.....OL
73	Broc Bando.....OL
74	Jalin Barnett.....OL
75	Fyn Anderson.....DL
75	Trent HixsonOL
76	Brenden Jaimes.....OL
76	Dylan Owen.....DL
77	David KnevelOL
79	Michael DeckerOL
80	Brett Classen.....WR
81	Gabe Rahn.....WR
82	Kurt Rafdal.....TE
83	Bryan Reimers.....WR
84	David Engelhaupt.....TE
85	Matt Snyder.....TE
86	Jack StollTE
87	Conor YoungWR
88	Tyler Hoppes.....TE
89	Connor KetterTE
90	Ben Lingenfelter.....DL
90	Jackson Walker.....P
91	Freedom Akinmoladun.....DL
92	Chase Urbach.....LS
93	Damion Daniels.....DL
94	Khalil Davis.....DL
95	Kramer Rath.....PK
95	Ben Stille.....LB
96	Carlos Davis.....DL
97	Deontre Thomas.....DL
98	Isaac Armstrong.....P
99	Peyton Newell.....DL



#1 TYJON LINDSEY • Fr. • WR

 CORONA, CALIF.
BISHOP GORMAN HS (NEV.)

CAREER STATS

Year	G/S	No.	Yds.	Y/R	Y/G	Long	TDs
2017	7/0	10	62	6.2	8.9	14 vs. Ohio State	0
Totals	7/0	10	62	6.2	8.9	14 vs. Ohio State	0

2017 SINGLE-GAME HIGHS

- » Receptions - 3 vs. Arkansas State, at Oregon
- » Receiving Yards - 18 vs. Northern Illinois
- » Rushes - 1 vs. Arkansas State, at Oregon
- » Rushing Yards - 5 vs. Arkansas State
- » Touchdowns - 0

2017 GAME-BY-GAME

Opponent	Rec.	Yds	TD	Lg
Arkansas State	3	14	0	8
at Oregon	3	12	0	9
Northern Illinois	2	18	0	11
Rutgers	0	0	0	0
at Illinois	1	4	0	4
Wisconsin	0	0	0	0
Ohio State	1	14	0	14
at Purdue				
Northwestern				
at Minnesota				
at Penn State				
Iowa				
Totals	10	62	0	14



#3 MARCUS NEWBY • Sr. • LB

 NORTH POTOMAC, MD.
QUINCE ORCHARD HS

CAREER STATS

Year	G/S	(-----Tackles-----)					Fum.		QB		
		UT	AT	TT	TFL	Sacks	C-R	BK	PBU	INT	Hry.
2013		Redshirt									
2014	9/0	1	2	3	1-9	1.0-9	0-0	0	0	0	2
2015	10/6	17	17	34	5-13	1.0-8	0-0	0	4	0	2
2016	12/4	7	11	18	3-17	2.0-16	1-0	0	1	0	2
2017	5/3	13	13	26	2-2	0.0-0	0-0	0	0	0	0
Totals	36/13	38	43	81	11-41	4.0-33	1-0	0	5	0	6

2017 GAME-BY-GAME

Opponent	--Tackles-- UT-AT-TT	TFL-Yds	-Sacks- No-Yds	FF-FR-Yds	Int-Yds	PBU	QBH
Arkansas State	3-3-6	0-0	0.0-0	0-0-0	0-0	0	0
at Oregon	5-5-10	1-2	0.0-0	0-0-0	0-0	0	0
Northern Illinois	2-1-3	0-0	0.0-0	0-0-0	0-0	0	0
Rutgers	-- Did Not Play Due to Injury --						
at Illinois	-- Did Not Play Due to Injury --						
Wisconsin	2-0-2	0-0	0.0-0	0-0-0	0-0	0	0
Ohio State	1-4-5	1-0	0.0-0	0-0-0	0-0	0	0
at Purdue							
Northwestern							
at Minnesota							
at Penn State							
Iowa							
Totals	13-13-26	2-2	0.0-0	0-0-0	0-0	0	0

CAREER HONORS

- » Nebraska Scholar-Athlete Honor Roll (Spring 2015)
- » NU Record for Most PBU by a Linebacker (4 vs. Wisconsin, 2015)
- » Brook Berringer Citizenship Team (2015, 2016, 2017)
- » Tom Osborne Citizenship Team (2015, 2016, 2017)

CAREER SINGLE-GAME HIGHS

- » Tackles - 10 at Oregon (2017)
- » Tackles for Loss - 1, 11 times
- » Sacks - 1.0, four times

2017 SINGLE-GAME HIGHS

- » Tackles - 10 at Oregon
- » Tackles for Loss - 1 at Oregon, vs. Ohio State
- » Sacks - 0

2017 SEASON NOTES

- » Recorded a career-high 10 tackles against Oregon



#5 DEDRICK YOUNG II • Jr. • LB

 PEORIA, ARIZ.
CENTENNIAL HS

CAREER STATS

Year	G/S	(-----Tackles-----)					Fum.		QB		
		UT	AT	TT	TFL	Sacks	C-R	BK	PBU	INT	Hry.
2015	12/11	25	36	61	5-8	0.0-0	0-0	0	3	0	2
2016	12/9	34	26	60	4-5	1.0-3	1-0	0	4	0	2
2017	7/7	18	34	52	3-8	1.0-5	0-0	0	0	0	1
Totals	31/27	77	96	173	12-21	2.0-8	1-0	0	7	0	5

2017 GAME-BY-GAME

Opponent	--Tackles-- UT-AT-TT	TFL-Yds	-Sacks- No-Yds	FF-FR-Yds	Int-Yds	PBU	QBH
Arkansas State	5-2-7	1-5	1.0-5	0-0-0	0-0	0	0
at Oregon	3-4-7	0-0	0.0-0	0-0-0	0-0	0	0
Northern Illinois	0-2-2	0-0	0.0-0	0-0-0	0-0	0	0
Rutgers	3-3-6	1-2	0.0-0	0-0-0	0-0	0	1
at Illinois	1-5-6	0-0	0.0-0	0-0-0	0-0	0	0
Wisconsin	2-8-10	0-0	0.0-0	0-0-0	0-0	0	0
Ohio State	4-10-14	1-1	0.0-0	0-0-0	0-0	0	0
at Purdue							
Northwestern							
at Minnesota							
at Penn State							
Iowa							
Totals	18-34-52	3-8	1.0-5	0-0-0	0-0	0	1

CAREER HONORS

- » Academic All-Big Ten (2016)
- » Big Ten All-Freshman Team (BTN.com, ESPN.com, 2015)
- » Nebraska Newcomer of the Year Award (2015)
- » NU Record for Most Tackles by a True Freshman (61, 2015)
- » Nebraska Scholar-Athlete Honor Roll (Spring 2015)
- » Brook Berringer Citizenship Team (2016, 2017)
- » Tom Osborne Citizenship Team (2016, 2017)

2017 SEASON NOTES

- » Recorded his second-career sack in the opener against Arkansas State
- » Notched six tackles, including a tackle for loss, against Rutgers
- » Had a then-season-high 10 tackles against Wisconsin
- » Posted a career-high 14 tackles, including a tackle for loss, against Ohio State

CAREER SINGLE-GAME HIGHS

- » Tackles - 14 vs. Ohio State (2017)
- » Tackles for Loss - 2 at Illinois (2015), at Rutgers (2015), at Indiana (2016)
- » Sacks - 1.0 at Indiana (2016), 1.0 vs. Arkansas State (2017)

2017 SINGLE-GAME HIGHS

- » Tackles - 14 vs. Ohio State
- » Tackles for Loss - 1 vs. Arkansas State, vs. Rutgers, vs. Ohio State
- » Sacks - 1.0 vs. Arkansas State



#6 ERIC LEE JR. • So. • DB

MILTON, MASS.
VALOR CHRISTIAN HS (COLO.)

CAREER STATS

	(-----Tackles-----)					Fum.					QB	
Year	G/S	UT	AT	TT	TFL	Sacks	C-R	BK	PBU	INT	Hry.	
2015		Redshirt										
2016	8/0	1	1	2	1-1	0.0-0	0-0	0	0	0	0	
2017	7/6	17	12	29	1-1	0.0-0	0-0	0	2	0	0	
Totals	15/6	18	13	31	2-2	0.0-0	0-0	0	2	0	0	

2017 GAME-BY-GAME

Opponent	--Tackles--		-Sacks-		FF-FR-Yds	Int-Yds	PBU	QBH
	UT-AT-TT	TFL-Yds	No-Yds	FF-FR-Yds				
Arkansas State	5-2-7	1-1	0.0-0	0.0-0	0-0	0	0	0
at Oregon	2-3-5	0-0	0.0-0	0.0-0	0-0	1	0	0
Northern Illinois	2-1-3	0-0	0.0-0	0.0-0	0-0	1	0	0
Rutgers	2-0-2	0-0	0.0-0	0.0-0	0-0	0	0	0
at Illinois	1-2-3	0-0	0.0-0	0.0-0	0-0	0	0	0
Wisconsin	2-2-4	0-0	0.0-0	0.0-0	0-0	0	0	0
Ohio State	3-2-5	0-0	0.0-0	0.0-0	0-0	0	0	0
at Purdue								
Northwestern								
at Minnesota								
at Penn State								
Iowa								
Totals	17-12-29	1-1	0.0-0	0.0-0	0-0	2	0	0



#7 MOHAMED BARRY • So. • LB

GRAYSON, GA.
GRAYSON HS

CAREER STATS

		(-----Tackles-----)					Fum.				QB
Year	G/S	UT	AT	TT	TFL	Sacks	C-R	BK	PBU	INT	Hry.
2015		Redshirt									
2016	13/0	0	6	6	0-0	0.0-0	0-1	0	0	0	0
2017	7/0	4	13	17	0-0	0.0-0	0-0	0	0	0	0
Totals	20/0	4	19	23	0-0	0.0-0	0-1	0	0	0	0

2017 GAME-BY-GAME

Opponent	--Tackles--		-Sacks-		FF-FR-Yds	Int-Yds	PBU	QBH
	UT-AT-TT	TFL-Yds	No-Yds	FF-FR-Yds				
Arkansas State	1-3-4	0-0	0.0-0	0.0-0	0-0	0	0	0
at Oregon	0-1-1	0-0	0.0-0	0.0-0	0-0	0	0	0
Northern Illinois	1-1-2	0-0	0.0-0	0.0-0	0-0	0	0	0
Rutgers	1-0-1	0-0	0.0-0	0.0-0	0-0	0	0	0
at Illinois	0-1-1	0-0	0.0-0	0.0-0	0-0	0	0	0
Wisconsin	0-0-0	0-0	0.0-0	0.0-0	0-0	0	0	0
Ohio State	1-7-8	0-0	0.0-0	0.0-0	0-0	0	0	0
at Purdue								
Northwestern								
at Minnesota								
at Penn State								
Iowa								
Totals	4-13-17	0-0	0.0-0	0.0-0	0-0	0	0	0



#8 CHRIS JONES • Sr. • DB

JACKSONVILLE, FLA.
SANDALWOOD HS

CAREER STATS

Year	G/S	(-----Tackles-----)					Fum.		PBU	INT	QB Hry.
		UT	AT	TT	TFL	Sacks	C-R	BK			
2014	12/0	5	2	7	0	0.0-0	0-1	0	0	0	0
2015	13/7	21	4	25	2-7	1.0-5	0-0	0	5	2	0
2016	13/13	33	4	37	3-5	1.0-2	0-0	0	10	3	0
2017	2/1	1	1	2	0	0.0-0	0-0	0	0	0	0
Totals	40/21	60	11	71	5-12	2.0-7	0-1	0	15	5	0

2017 GAME-BY-GAME

Opponent	--Tackles-- UT-AT-TT	TFL-Yds	-Sacks- No-Yds	FF-FR-Yds	Int-Yds	PBU	QBH
Arkansas State	-- Did Not Play Due to Injury --						
at Oregon	-- Did Not Play Due to Injury --						
Northern Illinois	-- Did Not Play Due to Injury --						
Rutgers	-- Did Not Play Due to Injury --						
at Illinois	-- Did Not Play Due to Injury --						
Wisconsin	1-1-2	0-0	0.0-0	0-0-0	0-0	0	0
Ohio State	0-0-0	0-0	0.0-0	0-0-0	0-0	0	0
at Purdue							
Northwestern							
at Minnesota							
at Penn State							
Iowa							
Totals	1-1-2	0-0	0.0-0	0-0-0	0-0	0	0

CAREER HONORS

- » Nebraska Scholar-Athlete Honor Roll (Spring 2015)
- » Brook Berringer Citizenship Team (2016, 2017)
- » Tom Osborne Citizenship Team (2016, 2017)

2017 SEASON NOTES

- » Had a career-high seven tackles, including a tackle for loss, in his first career start in the opener against Arkansas State

CAREER SINGLE-GAME HIGHS

- » Tackles - 7 vs. Arkansas State (2017)
- » Interceptions - 0
- » Pass Breakups - 1 at Oregon (2017), vs. Northern Illinois (2017)
- » Tackles for Loss - 1 at Ohio State (2016), vs. Arkansas State (2017)
- » Sacks - 0

2017 SINGLE-GAME HIGHS

- » Tackles - 7 vs. Arkansas State
- » Interceptions - 0
- » Pass Breakups - 1 at Oregon, vs. Northern Illinois
- » Tackles for Loss - 1 vs. Arkansas State
- » Sacks - 0

CAREER HONORS

- » Academic All-Big Ten (2016)
- » Nebraska Scholar-Athlete Honor Roll (Fall 2015; Spring 2017)
- » Brook Berringer Citizenship Team (2016, 2017)
- » Tom Osborne Citizenship Team (2016, 2017)

2017 SEASON NOTES

- » Made a career-high eight tackles against Ohio State

CAREER SINGLE-GAME HIGHS

- » Tackles - 8 vs. Ohio State (2017)
- » Tackles for Loss - 0
- » Sacks - 0

2017 SINGLE-GAME HIGHS

- » Tackles - 8 vs. Ohio State
- » Tackles for Loss - 0
- » Sacks - 0

CAREER HONORS

- » Honorable-Mention All-Big Ten (Coaches, Media, 2016)
- » Academic All-Big Ten (2015)
- » Nebraska Scholar-Athlete Honor Roll (Fall 2015; Spring 2015)
- » Brook Berringer Citizenship Team (2017)
- » Tom Osborne Citizenship Team (2017)

2017 SEASON NOTES

- » Appeared in his first game of the season against Wisconsin
- » Recorded two tackles against Wisconsin

CAREER SINGLE-GAME HIGHS

- » Tackles - 6 vs. Oregon (2016)
- » Interceptions - 1, five times
- » Pass Breakups - 2 at Northwestern (2016), at Indiana (2016)
- » Tackles for Loss - 2 at Northwestern (2016)
- » Sacks - 1.0 vs. Southern Miss (2015), at Northwestern (2016)

2017 SINGLE-GAME HIGHS

- » Tackles - 2 vs. Wisconsin
- » Interceptions - 0
- » Pass Breakups - 0
- » Tackles for Loss - 0
- » Sacks - 0



#8 STANLEY MORGAN JR. • Jr. • WR

 NEW ORLEANS, LA.
ST. AUGUSTINE HS

CAREER STATS

Year	G/S	No.	Yds.	Y/R	Y/G	Long	TDs
2015	13/3	25	304	12.2	23.4	33 at Miami	3
2016	13/9	33	453	13.7	34.8	72 at Indiana	2
2017	6/3	33	540	16.4	90.0	80 vs. Wisconsin	6
Totals	32/15	91	1,297	14.3	40.5	80 vs. Wisconsin	11

CAREER SINGLE-GAME HIGHS

- » Receptions - 8 at Illinois
- » Receiving Yards - 115 vs. Wisconsin
- » Touchdowns - 2 at Oregon

2017 SINGLE-GAME HIGHS

- » Receptions - 8 at Illinois
- » Receiving Yards - 115 vs. Wisconsin
- » Touchdowns - 2 at Oregon

2017 SEASON NOTES

- » Recorded a 44-yard touchdown reception in the opener against Arkansas State
- » Had seven receptions for 103 yards, including touchdown catches of 18 and 28 yards against Oregon
- » Set career high in touchdowns against Oregon
- » Had two touchdown catches against Oregon to mark the first multiple touchdown game of his career
- » Became the 25th player in Nebraska history to surpass 1,000 career receiving yards with a six-catch, 94-yard performance against Northern Illinois
- » Had a career-high eight catches at Illinois
- » Recorded career-high receiving yards against Wisconsin, as well as the longest TD catch (80) of his career
- » Caught a 17-yard touchdown against Ohio State
- » Has 91 career receptions, just two receptions away from 10th place on the NU career list (93 is 10th)

CAREER HONORS

- » BTN.com All-Freshman Team (2015)
- » Nebraska Newcomer of the Year (2015)
- » Tom Osborne Citizenship Team (2017)
- » Brook Berringer Citizenship Team (2017)

2017 GAME-BY-GAME

Opponent	Rec.	Yds	TD	Lg
Arkansas State	5	102	1	44
at Oregon	7	103	2	28
Northern Illinois	6	94	0	28
Rutgers	--	Did Not Play Due to Injury --		
at Illinois	8	96	1	23
Wisconsin	4	115	1	80
Ohio State	3	30	1	17
at Purdue				
Northwestern				
at Minnesota				
at Penn State				
Iowa				
Totals	33	540	6	80



#10 JD SPIELMAN • RFr. • WR

 EDEN PRAIRIE, MINN.
EDEN PRAIRIE HS

CAREER STATS

Receiving

Year	G/S	No.	Yds.	Y/R	Y/G	Long	TDs
2016		Redshirt					
2017	7/3	31	475	16.4	67.9	77 vs. Ohio State	2
Totals	7/3	31	475	16.4	67.9	77 vs. Ohio State	2

Kick Returns

Year	G/S	No.	Yds.	Y/R	Y/G	Long	TDs
2016		Redshirt					
2017	7/3	12	335	27.9	47.9	99 vs. Arkansas State	1
Totals	7/3	12	335	27.9	47.9	99 vs. Arkansas State	1

2017 SINGLE-GAME HIGHS

- » Receptions - 11 vs. Ohio State
- » Receiving Yards - 200 vs. Ohio State*
- » Receiving TDs - 1 vs. Rutgers, vs. Ohio State
- » Kick Return Yards - 99 vs. Arkansas State
- » Kick Return TDs - 1 vs. Arkansas State
- » All-Purpose Yards - 261 vs. Ohio State

*-School Record

2017 SEASON NOTES

- » Returned a kick 99 yards for a touchdown in the opener against Arkansas State
- » Scored first-career receiving touchdown against Rutgers
- » Set school record with 200 receiving yards against Ohio State, besting the previous top mark in program history of 167, set by Matt Davison in 1998
- » His 11 receptions against the Buckeyes tied for third-most in a single game in school history
- » Hauled in a 77-yard touchdown reception against OSU, the longest reception of his career


CAREER HONORS

- » NU School Record for Receiving Yards in a Game (200 vs. Ohio State, 2017)
- » Nebraska Scout Team Offensive MVP (2016)
- » Nebraska Scholar-Athlete Honor Roll (Fall 2016)

2017 GAME-BY-GAME

Opponent	----- Receiving -----				----- Kick Returns -----			
	Rec.	Yds	TD	Lg	Ret.	Yds	TD	Lg
Arkansas State	2	44	0	35	1	99	1	99
at Oregon	2	29	0	23	1	11	0	11
Northern Illinois	3	52	0	36	2	74	0	50
Rutgers	5	46	1	18	2	49	0	25
at Illinois	2	25	0	18	1	20	0	20
Wisconsin	6	79	0	22	1	22	0	22
Ohio State	11	200	1	77	4	60	0	20
at Purdue								
Northwestern								
at Minnesota								
at Penn State								
Iowa								
Totals	31	475	2	77	12	335	1	99





#12 PATRICK O'BRIEN • RFr. • QB

SAN JUAN CAPISTRANO, CALIF.
SAN JUAN HILLS HS

CAREER STATS

Passing

Year	G/S	Comp-Att-Int	Pct.	Yds.	Y/G	LP	TD	Eff.R.
2016		Redshirt						
2017	2/0	6-12-1	50.0	55	27.5	18	0	71.83
Totals	2/0	6-12-1	50.0	55	27.5	18	0	71.83

CAREER HONORS

- » Brook Berringer Citizenship Team (2017)
- » Tom Osborne Citizenship Team (2017)

2017 SEASON NOTES


- » Made his first appearance as a Husker against Wisconsin

2017 SINGLE-GAME HIGHS

- » Pass Attempts – 9 vs. Ohio State
- » Pass Completions – 4 vs. Ohio State
- » Passing Yards – 46 vs. Wisconsin
- » Passing Touchdowns – 0

2017 GAME-BY-GAME

Opponent	----- Passing -----					----- Rushing -----			
	Comp-Att-Int	Yds	TD	Lg	No.	Yds	TD	Lg	
Arkansas State	-- Did Not Play --								
at Oregon	-- Did Not Play --								
Northern Illinois	-- Did Not Play --								
Rutgers	-- Did Not Play --								
at Illinois	2-3-0	9	0	8	1	-7	0	0	
Wisconsin	4-9-1	46	0	18	2	11	0	11	
Ohio State									
at Purdue									
Northwestern									
at Minnesota									
at Penn State									
Iowa									
Totals	6-12-1	55	0	18	3	4	0	11	



#12 LUKE GIFFORD • Jr. • LB

LINCOLN, NEB.
SOUTHEAST HS

CAREER STATS

Year	G/S	-----Tackles-----					Fum.		QB		
		UT	AT	TT	TFL	Sacks	C-R	BK	PBU	INT	Hry.
2014		Redshirt									
2015	6/0	2	5	7	1-3	0.0-0	0-0	0	0	0	0
2016	4/0	0	1	1	0-0	0.0-0	0-0	0	0	0	0
2017	7/7	20	19	39	5-17	1.5-10	0-0	0	1	1	0
Totals	17/7	22	25	47	6-20	1.5-10	0-0	0	1	1	0

CAREER HONORS

- » Three-Time Nebraska Scholar-Athlete Honor Roll
- » Brook Berringer Citizenship Team (2015, 2016, 2017)
- » Tom Osborne Citizenship Team (2015, 2016, 2017)

2017 SEASON NOTES

- » Led Nebraska with a career-high nine tackles against Arkansas State
- » Paced the Huskers with eight tackles, including a half sack, against Northern Illinois
- » Recorded first-career interception against Rutgers, while posting six tackles including a tackle for loss
- » Recorded a sack against Wisconsin

CAREER SINGLE-GAME HIGHS

- » Tackles - 9 vs. Arkansas State (2017)
- » Tackles for Loss – 1 six times
- » Pass Breakups – 1 at Oregon (2017)
- » Sacks – 1.0 vs. Wisconsin (2017)
- » Interceptions - 1 vs. Rutgers (2017)

2017 SINGLE-GAME HIGHS

- » Tackles - 9 vs. Arkansas State
- » Tackles for Loss – 1 five times
- » Pass Breakups – 1 at Oregon
- » Sacks – 1.0 vs. Wisconsin
- » Interceptions - 1 vs. Rutgers

2017 GAME-BY-GAME

Opponent	--Tackles--		-Sacks-		FF-FR-Yds	Int-Yds	PBU	QBH
	UT-AT-TT	TFL-Yds	No-Yds					
Arkansas State	4-5-9	0-0	0.0-0		0-0-0	0-0	0	0
at Oregon	3-2-5	0-0	0.0-0		0-0-0	0-0	1	0
Northern Illinois	4-4-8	1-4	0.5-4		0-0-0	0-0	0	0
Rutgers	3-3-6	1-3	0.0-0		0-0-0	1--3	0	0
at Illinois	3-2-5	1-3	0.0-0		0-0-0	0-0	0	0
Wisconsin	2-1-3	1-6	1.0-6		0-0-0	0-0	0	0
Ohio State	1-2-3	1-1	0.0-0		0-0-0	0-0	0	0
at Purdue								
Northwestern								
at Minnesota								
at Penn State								
Iowa								
Totals	20-19-39	5-17	1.5-10		0-0-0	1--3	1	0





#13 TANNER LEE • Jr. • QB

 DESTREHAN, LA.
JESUIT HS/TULANE

CAREER STATS

Passing

Year	G/GS	Comp-Att-Int	Pct.	Yds.	Y/G	LP	TD	Eff.R.
2013		Redshirt at Tulane						
2014	10/10	185-336-14	55.1	1,962	196.2	74	12	107.6
2015	9/9	143-276-7	51.8	1,639	182.1	76	11	109.8
Totals	19/19	328-612-21	53.6	3,601	189.5	76	23	108.6
2016		Did Not Play - Transfer						
2017	7/7	132-240-10	55.0	1,709	244.1	80	13	124.4
Totals	26/26	460-852-31	54.0	5,310	204.23	80	36	113.0

CAREER HONORS

» 2016 Nebraska Scout Team Offensive MVP

2017 SEASON NOTES

- » Completed 19 of 32 passes for 238 yards in the opener against Arkansas State, throwing two touchdowns and no interceptions
- » Scored first two rushing touchdowns of his career against Northern Illinois
- » Posted best completion percentage and best QB rating at Illinois
- » Had career-long 80-yard touchdown pass vs. Wisconsin
- » Surpassed 5,000 career passing yards with a 262-yard game in the air against Wisconsin
- » Threw for a career-high 303 yards against Ohio State with two touchdowns

CAREER HIGHS


- » Pass Attempts – 48 vs. Memphis (2014 at Tulane)
- » Pass Completions – 26 vs. Memphis (2014 at Tulane)
- » Passing Yards – 303 vs. Ohio State (2017)
- » Passing Touchdowns – 4 vs. UCF (2015 at Tulane)
- » Rushing Touchdowns – 2 vs. Northern Illinois (2017)

2017 SINGLE-GAME HIGHS

- » Pass Attempts – 47 vs. Northern Illinois
- » Pass Completions – 25 vs. Northern Illinois
- » Passing Yards – 303 vs. Ohio State
- » Passing Touchdowns – 3 at Oregon, at Illinois
- » Rushing Touchdowns – 2 vs. Northern Illinois

2017 GAME-BY-GAME

Opponent	Passing				Rushing			
	Comp-Att-Int	Yds	TD	Lg	No.	Yds.	TD	Lg
Arkansas State	19-32-0	238	2	44	1	-7	0	0
at Oregon	19-41-4	252	3	35	3	-19	0	0
Northern Illinois	25-47-3	299	0	36	7	-18	2	4
Rutgers	13-26-2	109	2	18	0	0	0	0
at Illinois	17-24-0	246	3	45	2	-16	0	0
Wisconsin	16-32-1	262	1	80	2	5	0	5
Ohio State	23-38-0	303	2	77	1	5	0	5
at Purdue								
Northwestern								
at Minnesota								
at Penn State								
at Iowa								
Totals	132-240-10	1,709	13	80	16	-50	2	5



#15 DE'MORNAY PIERSON-EL • Sr. • WR/PR

 ALEXANDRIA, VA.
WEST POTOMAC HS

CAREER STATS

Receiving

Year	G/S	No.	Yds.	Y/R	Y/G	Long	TDs
2014	13/6	23	321	14.0	24.7	46 at Northwestern	4
2015	5/1	12	111	9.3	22.2	19 vs. Wisconsin	1
2016	13/6	20	254	12.7	19.5	40 vs. Purdue	1
2017	7/5	26	371	14.3	53.0	45 at Illinois	4
Totals	38/18	81	1,057	13.0	27.8	46 at Northwestern	10

Punt Returns

Year	G/S	No.	Yds.	Y/R	Y/G	Long	TDs
2014	13/6	34	596	17.5	45.8	86 at Fresno State	3
2015	5/1	4	48	12.0	9.6	42 at Minnesota	0
2016	13/6	23	168	7.3	12.9	45 vs. Oregon	0
2017	7/5	11	83	7.5	11.9	63 vs. Rutgers	0
Totals	38/18	72	895	12.4	23.6	86 at Fresno State	3

CAREER SINGLE-GAME HIGHS

- » Receptions – 8 vs. USC (2014 Holiday Bowl), vs. Northern Illinois (2017)
- » Receiving Yards – 102 vs. USC (2014 Holiday Bowl)
- » Receiving TDs – 1, 10 times

- » Punt Return Yards – 150 at Fresno State
- » Punt Return TDs – 1, three times

- » All-Purpose Yards – 150, twice

2017 SEASON NOTES

- » Caught two passes for 20 yards and a touchdown, while rushing for 23 yards against Arkansas State
- » Hauled in a career-high-tying eight passes for a season-high 101 yards against Northern Illinois
- » Returned a punt 63 yards to set up a Nebraska touchdown against Rutgers, the 12th return of at least 25 yards in his career, while catching three passes and a touchdown
- » Had a season-long reception of 45 yards against Illinois
- » Broke 1,000-yard career-receiving mark against Wisconsin

CAREER HONORS

- » Second-Team All-American (USA Today, SI, FWA, 2014)
- » Third-Team All-American (Athlon, 2014)
- » Nebraska Pat Clare Award (2016)
- » Freshman All-American (Scout, 247Sports, USA Today, 2014)
- » 2014 Jet Award Punt Returner of the Year
- » Honorable-Mention All-Big Ten (Media, Coaches, 2016)
- » 2x Big Ten Special Teams Player of the Week (Fresno State, Iowa, 2014)
- » NU Freshman Record - Long Punt Return, Punt Return Yards & TDs
- » NU Bowl Record for Receptions (8 vs. USC, 2014 Holiday Bowl)
- » Nebraska Special Teams MVP (2015)
- » Nebraska Scholar-Athlete Honor Roll (Fall 2014, 2016)
- » Nebraska Student-Athlete HERO Leadership Award (2015)
- » Brook Berringer Citizenship Team (2015, 2016, 2017)
- » Tom Osborne Citizenship Team (2015, 2016, 2017)

2017 GAME-BY-GAME

Opponent	Receiving				Punt Returns			
	No.	Yds	TD	Lg	No.	Yds	TD	Lg
Arkansas State	2	20	1	12	0	0	0	0
at Oregon	4	67	1	34	0	0	0	0
Northern Illinois	8	101	0	36	5	13	0	10
Rutgers	3	22	1	10	3	56	0	63
at Illinois	4	94	1	45	1	4	0	4
Wisconsin	3	59	0	37	2	10	0	9
Ohio State	2	8	0	5	0	0	0	0
at Purdue								
Northwestern								
at Minnesota								
at Penn State								
Iowa								
Totals	26	371	4	45	11	83	0	63

#17 **SEDRICK KING • Jr. • LB**PLANT CITY, FLA.
PLANT CITY HS**CAREER STATS**

Year	G/S	Tackles					Fum.		QB Hry.
		UT	AT	TT	TFL	Sacks	C-R	BK	
2015	2/0	0	0	0	0-0	0.0-0	0-0	0	0
2016	8/0	0	4	4	0-0	0.0-0	0-0	0	0
2017	5/3	4	7	11	1-1	0.0-0	0-0	0	0
Totals	15/3	4	11	15	1-1	0.0-0	0-0	0	0

2017 SEASON NOTES

- » Made first-career start against Rutgers
- » Recorded a career-high seven tackles, including a tackle for loss, against Ohio State

CAREER SINGLE-GAME HIGHS

- » Tackles - 7 vs. Ohio State (2017)
- » Tackles for Loss - 1 vs. Ohio State (2017)
- » Sacks - 0

2017 SINGLE-GAME HIGHS

- » Tackles - 7 vs. Ohio State
- » Tackles for Loss - 1 vs. Ohio State
- » Sacks - 0

2017 GAME-BY-GAME

Opponent	--Tackles-- UT-AT-TT	TFL-Yds	-Sacks- No-Yds	FF-FR-Yds	Int-Yds	PBU	QBH
Arkansas State at Oregon	-- Did Not Play --	-- Did Not Play --					
Northern Illinois	0-0-0	0-0	0.0-0	0-0-0	0-0	0	0
Rutgers	0-0-0	0-0	0.0-0	0-0-0	0-0	0	0
at Illinois	1-2-3	0-0	0.0-0	0-0-0	0-0	0	0
Wisconsin	1-0-1	0-0	0.0-0	0-0-0	0-0	0	0
Ohio State at Purdue	2-5-7	1-1	0.0-0	0-0-0	0-0	0	0
Northwestern at Minnesota							
at Penn State							
Iowa							
Totals	4-7-11	1-1	0.0-0	0-0-0	0-0	0	0

#18 **TRE BRYANT • So. • IB**ST. LOUIS, MO.
CHRISTIAN BROTHERS COLLEGE**CAREER STATS**

Year	G/S	Att.	Gain	Loss	Net	Y/A	Y/G	Long	TDs
2016	12/0	43	179	7	172	4.0	14.3	22 vs. Maryland	1
2017	2/2	51	304	5	299	5.9	149.5	35 vs. Arkansas State	2
Totals	14/2	94	483	12	471	5.0	33.6	35 vs. Arkansas State	3

CAREER HONORS

- » Nebraska Newcomer of the Year (2016)
- » Brook Berringer Citizenship Team (2017)
- » Tom Osborne Citizenship Team (2017)

CAREER SINGLE-GAME HIGHS

- » Rushes - 31 vs. Arkansas State (2017)
- » Rushing Yards - 192 vs. Arkansas State (2017)
- » Rushing TDs - 1 vs. Fresno State (2016), vs. Arkansas State (2017), at Oregon (2017)
- » Receiving TDs - 1 vs. Minnesota (2016)

2017 SINGLE-GAME HIGHS

- » Rushes - 31 vs. Arkansas State
- » Rushing Yards - 192 vs. Arkansas State
- » Rushing TDs - 1 vs. Arkansas State, at Oregon
- » All-Purpose Yards - 192 vs. Arkansas State

- » Kick Return Yards - 124 at Ohio State (2016)
- » Kick Return TDs - 0

- » All-Purpose Yards - 192 vs. Arkansas State (2017)

2017 SEASON NOTES

- » Ran for a career-high 192 yards on 31 carries with a touchdown against Arkansas State
- » Rushed for 107 yards against Oregon to give him back-to-back 100-yard rushing games. He became the first Husker to post back-to-back 100-yard rushing games to open a season since Ameer Abdullah in 2013.

2017 GAME-BY-GAME

Opponent	No.	Yds	TD	Lg
Arkansas State	31	192	1	35
at Oregon	20	107	1	25
Northern Illinois	-- Did Not Play Due to Injury --			
Rutgers	-- Did Not Play Due to Injury --			
at Illinois	-- Did Not Play Due to Injury --			
Wisconsin	-- Did Not Play Due to Injury --			
Ohio State at Purdue	-- Did Not Play Due to Injury --			
Northwestern at Minnesota				
at Penn State				
Iowa				
Totals	51	299	2	35

#19 **MARQUEL DISMUKE • RFr. • DB**COMPTON, CALIF.
CALABASAS HS**CAREER STATS**

Year	G/S	Tackles					Fum.		QB Hry.
		UT	AT	TT	TFL	Sacks	C-R	BK	
2016		Redshirt							
2017	7/0	7	8	15	0-0	0.0-0	0-1	0	0
Totals	7/0	7	8	15	0-0	0.0-0	0-1	0	0

CAREER HONORS

- » Nebraska Scholar-Athlete Honor Roll (Fall 2016)

2017 SEASON NOTES

- » Recovered a fumble against Northern Illinois
- » Recorded career-high nine tackles against Wisconsin

2017 GAME-BY-GAME

Opponent	--Tackles-- UT-AT-TT	TFL-Yds	-Sacks- No-Yds	FF-FR-Yds	Int-Yds	PBU	QBH
Arkansas State	0-0-0	0-0	0.0-0	0-0-0	0-0	0	0
at Oregon	0-0-0	0-0	0.0-0	0-0-0	0-0	0	0
Northern Illinois	0-0-0	0-0	0.0-0	0-1-0	0-0	0	0
Rutgers	0-0-0	0-0	0.0-0	0-0-0	0-0	0	0
at Illinois	0-0-0	0-0	0.0-0	0-0-0	0-0	0	0
Wisconsin	3-6-9	0-0	0.0-0	0-0-0	0-0	0	0
Ohio State at Purdue	4-2-6	0-0	0.0-0	0-0-0	0-0	0	0
Northwestern at Minnesota							
at Penn State							
Iowa							
Totals	7-8-15	0-0	0.0-0	0-1-0	0-0	0	0

2017 SINGLE-GAME HIGHS

- » Tackles - 9 vs. Wisconsin
- » Tackles for Loss - 0
- » Sacks - 0
- » Pass Breakups - 0
- » Interceptions - 0



#21 LAMAR JACKSON • So. • DB

 ELK GROVE, CALIF.
FRANKLIN HS

CAREER STATS

Year	G/S	-----Tackles-----					Fum.		QB
		UT	AT	TT	TFL	Sacks	C-R	BK	
2016	13/1	14	3	17	2-14	1.0-11	0-0	0	0
2017	7/7	12	7	19	0-0	0.0-0	0-0	0	1
Totals	20/8	26	10	36	2-14	1.0-11	0-0	0	1

CAREER SINGLE-GAME HIGHS

- » Tackles - 5 vs. Fresno State (2016), vs. Arkansas State (2017)
- » Tackles for Loss - 2 vs. Fresno State (2016)
- » Pass Breakups - 1 vs. Arkansas State (2017)
- » Interceptions - 0

2017 SINGLE-GAME HIGHS

- » Tackles - 5 vs. Arkansas State
- » Tackles for Loss - 0
- » Tackles for Loss - 0
- » Pass Breakups - 1 vs. Arkansas State
- » Interceptions - 0

2017 GAME-BY-GAME

Opponent	--Tackles--		-Sacks-		FF-FR-Yds	Int-Yds	PBU	QBH
	UT-AT-TT	TFL-Yds	No-Yds	FF-FR-Yds				
Arkansas State	5-0-5	0-0	0.0-0	0-0-0	0-0	0	0	0
at Oregon	1-2-3	0-0	0.0-0	0-0-0	0-0	0	0	0
Northern Illinois	1-1-2	0-0	0.0-0	0-0-0	0-0	0	0	0
Rutgers	3-1-4	0-0	0.0-0	0-0-0	0-0	0	0	0
at Illinois	1-1-2	0-0	0.0-0	0-0-0	0-0	0	0	0
Wisconsin	0-0-0	0-0	0.0-0	0-0-0	0-0	0	0	0
Ohio State	1-2-3	0-0	0.0-0	0-0-0	0-0	0	0	0
at Purdue								
Northwestern								
at Minnesota								
at Penn State								
Iowa								
Totals	12-7-19	0-0	0.0-0	0-0-0	0-0	1	0	0



#21 MIKALE WILBON • Jr. • IB

 CHICAGO, ILL.
DE LA SALLE INSTITUTE

CAREER STATS

Year	G/S	Att.	Gain	Loss	Net	Y/A	Y/G	Long	TDs
2014									
2015	4/0	9	42	7	35	3.9	8.8	19 vs. South Alabama	0
2016	10/0	15	91	2	89	5.9	8.9	32 at Northwestern	0
2017	6/4	59	265	11	254	4.3	42.3	25 vs. Northern Illinois	3
Totals	20/4	83	398	20	378	4.6	18.9	32 at Northwestern	3

CAREER HONORS

- » 2014 Nebraska Offensive Scout Team MVP

2017 SEASON NOTES

- » Scored first career touchdown on a seven-yard run against Arkansas State
- » Ran for 90 yards on 24 carries in his first-career start against Northern Illinois
- » Rushed for 78 yards and a touchdown against Rutgers

CAREER SINGLE-GAME HIGHS

- » Rushes - 24 vs. Northern Illinois (2017)
- » Rushing Yards - 90 vs. Northern Illinois (2017)
- » Rushing Touchdowns - 1 three times

2017 SINGLE-GAME HIGHS

- » Rushes - 24 vs. Northern Illinois
- » Rushing Yards - 90 vs. Northern Illinois
- » Rushing Touchdowns - 1 vs. Arkansas State, at Oregon, vs. Rutgers

2017 GAME-BY-GAME

Opponent	----- Rushing -----				----- Receiving -----			
	No.	Yds	TD	Lg	No.	Yds	TD	Lg
Arkansas State	2	15	1	8	3	7	0	6
at Oregon	3	8	1	4	1	4	0	4
Northern Illinois	24	90	0	25	3	14	0	11
Rutgers	14	78	1	15	1	-2	0	0
at Illinois	13	60	0	15	0	0	0	0
Wisconsin	---Did Not Play Due to Injury---							
Ohio State	3	3	0	2	3	3	0	3
at Purdue								
Northwestern								
at Minnesota								
at Penn State								
Iowa								
Totals	59	254	3	25	11	26	0	11



#22 ALEX DAVIS • So. • LB

 RIVIERA BEACH, FLA.
DWYER HS

CAREER STATS

Year	G/S	-----Tackles-----					Fum.		QB
		UT	AT	TT	TFL	Sacks	C-R	BK	
2015									
2016	13/0	0	2	2	0-0	0.0-0	0-0	0	0
2017	7/0	2	3	5	1-3	0.5-3	0-0	0	0
Totals	20/0	2	5	7	1-3	0.5-3	0-0	0	0

CAREER HONORS

- » Scout Team Defensive MVP (2015)
- » Nebraska Scholar-Athlete Honor Roll (Spring 2016)
- » Brook Berringer Citizenship Team (2016, 2017)
- » Tom Osborne Citizenship Team (2016, 2017)

2017 SEASON NOTES

- » Recorded a half sack against Northern Illinois

CAREER SINGLE-GAME HIGHS

- » Tackles - 1 five times
- » Tackles for Loss - 1 vs. Northern Illinois (2017)
- » Sacks - 0.5 vs. Northern Illinois (2017)

2017 SINGLE-GAME HIGHS

- » Tackles - 1 three times
- » Tackles for Loss - 1 vs. Northern Illinois
- » Sacks - 0.5 vs. Northern Illinois

2017 GAME-BY-GAME

Opponent	--Tackles--		-Sacks-		FF-FR-Yds	Int-Yds	PBU	QBH
	UT-AT-TT	TFL-Yds	No-Yds	FF-FR-Yds				
Arkansas State	1-0-1	0-0	0.0-0	0-0-0	0-0	0	0	0
at Oregon	0-0-0	0-0	0.0-0	0-0-0	0-0	0	0	0
Northern Illinois	0-1-1	1-3	0.5-3	0-0-0	0-0	0	0	0
Rutgers	0-0-0	0-0	0.0-0	0-0-0	0-0	0	0	0
at Illinois	1-0-1	0-0	0.0-0	0-0-0	0-0	0	0	0
Wisconsin	0-0-0	0-0	0.0-0	0-0-0	0-0	0	0	0
Ohio State	0-2-2	0-0	0.0-0	0-0-0	0-0	0	0	0
at Purdue								
Northwestern								
at Minnesota								
at Penn State								
Iowa								
Totals	2-3-5	1-3	0.5-3	0-0-0	0-0	0	0	0



#22 DEVINE OZIGBO • Jr. • IB

SACHSE, TEXAS
SACHSE HS

CAREER STATS

Year	G/S	Att.	Gain	Loss	Net	Y/A	Y/G	Long	TDs
2015	11/0	38	212	3	209	5.5	19.0	31 at Illinois	1
2016	11/1	97	429	17	412	4.2	37.5	42 vs. Tennessee	5
2017	5/1	76	360	9	351	4.6	70.2	28 vs. Wisconsin	1
Totals	27/2	211	999	29	972	4.6	36.0	42 vs. Tennessee	7

CAREER HONORS

» Nebraska Scholar-Athlete Honor Roll (Fall 2016)

2017 SEASON NOTES

- » Rushed for 101 yards on a career-high 24 carries against Rutgers
- » Rushed for three consecutive 100 yard games against Rutgers, Illinois and Wisconsin
- » Recorded his first rushing touchdown of the season at Illinois
- » Rushed for a career-high 112 yards, including a season-long rush of 28 yards against Wisconsin in his first start of the season
- » Caught two passes for a season-high 37 yards against Ohio State

CAREER SINGLE-GAME HIGHS

- » Rushes - 24 vs. Rutgers (2017)
- » Rushing Yards - 112 vs. Wisconsin (2017)
- » Rushing Touchdowns - 2 vs. Fresno State (2016)
- » Receptions - 4 vs. Wisconsin (2017)
- » Receiving Yards - 42 at Purdue (2015)

2017 SINGLE-GAME HIGHS

- » Rushes - 24 vs. Rutgers
- » Rushing Yards - 112 vs. Wisconsin
- » Rushing Touchdowns - 1 at Illinois
- » Receptions - 4 vs. Wisconsin
- » Receiving Yards - 37 vs. Ohio State

2017 GAME-BY-GAME

Opponent	----- Rushing -----				----- Receiving -----			
	No.	Yds	TD	Lg	No.	Yds	TD	Lg
Arkansas State	-- Did Not Play --							
at Oregon	-- Did Not Play --							
Northern Illinois	2	8	0	8	0	0	0	0
Rutgers	24	101	0	20	0	0	0	0
at Illinois	18	106	1	20	0	0	0	0
Wisconsin	23	112	0	28	4	18	0	8
Ohio State	9	24	0	5	2	37	0	37
at Purdue								
Northwestern								
at Minnesota								
at Penn State								
Iowa								
Totals	76	351	1	28	6	55	0	37



#23 DICAPRIO BOOTLE • RFr. • DB

MIAMI, FLA.
SOUTHRIDGE HS

CAREER STATS

Year	G/S	(-----Tackles-----)					Fum.			QB	
		UT	AT	TT	TFL	Sacks	C-R	BK	PBU	INT	Hry.
2016		Redshirt									
2017	7/1	10	2	12	1-1	0.0-0	0-0	0	0	0	0
Totals	7/1	10	2	12	1-1	0.0-0	0-0	0	0	0	0

CAREER HONORS

» Nebraska Scholar-Athlete Honor Roll (Fall 2015)

2017 SEASON NOTES

- » Recorded a career-high four tackles against Oregon
- » Made his first career start against Ohio State, recording a tackle for loss while lining up at safety after playing cornerback in the first six games,

2017 SINGLE-GAME HIGHS

- » Tackles - 4 at Oregon
- » Tackles for Loss - 1 vs. Ohio State
- » Sacks - 0
- » Pass Breakups - 0
- » Interceptions - 0

2017 GAME-BY-GAME

	--Tackles--		-Sacks-				
Opponent	UT-AT-TT	TFL-Yds	No-Yds	FF-FR-Yds	Int-Yds	PBU	QBH
Arkansas State	2-0-2	0-0	0.0-0	0-0-0	0-0	0	0
at Oregon	4-0-4	0-0	0.0-0	0-0-0	0-0	0	0
Northern Illinois	0-1-1	0-0	0.0-0	0-0-0	0-0	0	0
Rutgers	1-0-1	0-0	0.0-0	0-0-0	0-0	0	0
at Illinois	0-0-0	0-0	0.0-0	0-0-0	0-0	0	0
Wisconsin	0-1-1	0-0	0.0-0	0-0-0	0-0	0	0
Ohio State	3-0-3	1-1	0.0-0	0-0-0	0-0	0	0
at Purdue							
Northwestern							
at Minnesota							
at Penn State							
Iowa							
Totals	10-2-12	1-1	0.0-0	0-0-0	0-0	0	0



#24 AARON WILLIAMS • Jr. • DB

ATLANTA, GA.
CARVER HS

CAREER STATS

Year	G/S	(-----Tackles-----)					Fum.			QB	
		UT	AT	TT	TFL	Sacks	C-R	BK	PBU	INT	Hry.
2015	13/3	17	7	24	3-9	0.0-0	0-0	0	0	0	0
2016	13/11	32	30	62	6-22	2.0-18	0-0	0	7	3	0
2017	6/6	23	17	40	1-4	0.0-0	0-1	0	1	2	0
Totals	32/20	72	54	126	10-35	2.0-18	0-1	0	8	5	0

CAREER HONORS

» Nebraska Scholar-Athlete Honor Roll (Spring 2015)

2017 SEASON NOTES

- » Made six tackles and had a pass breakup against Arkansas State
- » Had a career-high 12 tackles and first fumble recovery against Oregon
- » Returned an interception for a touchdown against Wisconsin

CAREER SINGLE-GAME HIGHS

- » Tackles - 12 at Oregon (2017)
- » Tackles for Loss - 1, nine times
- » Sacks - 1.0 at Indiana (2016), vs. Maryland (2016)
- » Pass Breakups - 2 vs. Maryland (2016)
- » Interceptions - 1 vs. Wyoming (2016), at Northwestern (2016), at Indiana (2016), at Oregon (2017), vs. Wisconsin (2017)
- » Fumble Recovery - 1 at Oregon (2017)

2017 SINGLE-GAME HIGHS

- » Tackles - 12 at Oregon
- » Tackles for Loss - 1 vs. Northern Illinois
- » Sacks - 0
- » Pass Breakups - 1 vs. Arkansas State
- » Interceptions - 1 at Oregon, vs. Wisconsin
- » Fumble Recovery - 1 at Oregon

2017 GAME-BY-GAME

Opponent	--Tackles--		-Sacks-		FF-FR-Yds	Int-Yds	PBU	QBH
	UT-AT-TT	TFL-Yds	No-Yds					
Arkansas State	3-3-6	0-0	0.0-0	0-0-0	0-0	1	0	
at Oregon	6-6-12	0-0	0.0-0	0-1-0	1-27	0	0	
Northern Illinois	2-3-5	1-4	0.0-0	0-0-0	0-0	0	0	
Rutgers	1-0-1	0-0	0.0-0	0-0-0	0-0	0	0	
at Illinois	3-2-5	0-0	0.0-0	0-0-0	0-0	0	0	
Wisconsin	8-3-11	0-0	0-0	0-0-0	1-14	0	0	
Ohio State	-- Did Not Play Due to Injury --							
at Purdue								
Northwestern								
at Minnesota								
at Penn State								
Iowa								
Totals	23-17-40	1-4	0.0-0	0-1-0	2-41	1	0	



#25 ANTONIO REED • Jr. • DB

 MEMPHIS, TENN.
SOUTHAVEN HS (MISS.)

CAREER STATS

Year	G/S	Tackles					Fum.		QB Hry.
		UT	AT	TT	TFL	Sacks	C-R	BK	
2015	13/0	9	1	10	0-0	0.0-0	2-0	0	0
2016	12/1	14	8	22	0-0	0.0-0	0-0	2	0
2017	6/3	15	10	25	2-5	0.0-0	1-0	0	1
Totals	31/4	38	19	57	2-5	0.0-0	3-0	0	1

CAREER HONORS

- » Brook Berringer Citizenship Team (2017)
- » Tom Osborne Citizenship Team (2017)

2017 SEASON NOTES

- » Recorded a career-high six tackles and intercepted the first pass of his career in the game against Rutgers
- » Tied his career-high with six tackles at Illinois

CAREER SINGLE-GAME HIGHS

- » Tackles - 6 vs. Rutgers, at Illinois (2017)
- » Pass Breakups - 1, vs. Purdue (2016), vs. Maryland (2016)
- » Forced Fumbles - 1 at Oregon (2017)
- » Interceptions - 1 vs. Rutgers (2017)

2017 SINGLE-GAME HIGHS

- » Tackles - 6 vs. Rutgers, at Illinois
- » Tackles for Loss - 1 at Oregon, vs. Northern Illinois
- » Sacks - 0
- » Pass Breakups - 0
- » Forced Fumbles - 1 at Oregon
- » Interceptions - 1 vs. Rutgers

2017 GAME-BY-GAME

Opponent	--Tackles--		-Sacks-		FF-FR-Yds	Int-Yds	PBU	QBH
	UT-AT-TT	TFL-Yds	No-Yds					
Arkansas State	2-1-3	0-0	0.0-0	0-0-0	0-0	0-0	0	0
at Oregon	2-3-5	1-4	0.0-0	1-0-0	0-0	0-0	0	0
Northern Illinois	3-2-5	1-1	0.0-0	0-0-0	0-0	0-0	0	0
Rutgers	4-2-6	0-0	0.0-0	0-0-0	0-0-0	1-19	0	0
at Illinois	4-2-6	0-0	0.0-0	0-0-0	0-0-0	0-0	0	0
Wisconsin	0-0-0	0-0	0.0-0	0-0-0	0-0-0	0-0	0	0
Ohio State	-- Did Not Play Due to Injury --							
at Purdue								
Northwestern								
at Minnesota								
at Penn State								
Iowa								
Totals	15-10-25	2-5	0.0-0	1-0-0	1-19		0	0



#26 KIERON WILLIAMS • Sr. • DB

 SHREVEPORT, LA.
AIR FORCE PREP/C.E. BYRD HS

CAREER STATS

Year	G/S	Tackles					Fum.		QB Hry.
		UT	AT	TT	TFL	Sacks	C-R	BK	
2014	13/0	4	5	9	1-1	0.0-0	0-0	3	0
2015	13/0	5	2	7	0-0	0.0-0	0-0	0	0
2016	13/9	43	26	69	4-2	0.0-0	0-0	2	5
2017	7/0	4	4	8	0-0	0.0-0	1-0	0	0
Totals	46/9	56	37	93	5-3	0.0-0	1-0	3	5

CAREER HONORS

- » Brook Berringer Citizenship Team (2015, 2016, 2017)
- » Tom Osborne Citizenship Team (2015, 2016, 2017)

CAREER SINGLE-GAME HIGHS

- » Tackles - 10 vs. Fresno State (2016), at Indiana (2016)
- » Tackles for Loss - 1, five times
- » Pass Breakups - 1 vs. Oregon (2016), vs. Purdue (2016)
- » Interceptions - 2 vs. Purdue (2016)
- » Blocked Punts - 2 vs. USC (2014 Holiday Bowl)*
- *Tied school record

2017 SINGLE-GAME HIGHS

- » Tackles - 5 vs. Ohio State
- » Tackles for Loss - 0
- » Sacks - 0
- » Pass Breakups - 0
- » Interceptions - 0
- » Forced Fumble - 1 at Wisconsin

2017 SEASON NOTES

- » Forced a fumble against Wisconsin
- » Posted a season-high five tackles against Ohio State

2017 GAME-BY-GAME

	--Tackles--		-Sacks-				
Opponent	UT-AT-TT	TFL-Yds	No-Yds	FF-FR-Yds	Int-Yds	PBU	QBH
Arkansas State	0-0-0	0-0	0.0-0	0-0-0	0-0	0	0
at Oregon	0-0-0	0-0	0.0-0	0-0-0	0-0	0	0
Northern Illinois	0-0-0	0-0	0.0-0	0-0-0	0-0	0	0
Rutgers	0-0-0	0-0	0.0-0	0-0-0	0-0	0	0
at Illinois	0-1-1	0-0	0.0-0	0-0-0	0-0	0	0
Wisconsin	2-0-2	0-0	0.0-0	1-0-0	0-0	0	0
Ohio State	2-3-5	0-0	0.0-0	0-0-0	0-0	0	0
at Purdue							
Northwestern							
at Minnesota							
at Penn State							
Iowa							
Totals	4-4-8	0-0	0.0-0	1-0-0	0-0	0	0



#33 JAYLIN BRADLEY • Fr. • IB

 BELLEVUE, NEB.
BELLEVUE WEST HS

CAREER STATS

Year	G/S	Att.	Gain	Loss	Net	Y/A	Y/G	Long	TDs
2017	3/0	7	23	0	23	3.3	7.7	8 vs. Rutgers	0
Totals	3/0	7	23	0	23	3.3	7.7	8 vs. Rutgers	0

2017 SINGLE-GAME HIGHS

- » Rushes - 6 vs. Rutgers
- » Rushing Yards - 16 vs. Rutgers
- » Rushing Touchdowns - 0

2017 GAME-BY-GAME

Opponent	Rushing				Receiving			
	No.	Yds	TD	Lg	No.	Yds	TD	Lg
Arkansas State	-- Did Not Play --							
at Oregon	-- Did Not Play --							
Northern Illinois	0	0	0	0	0	0	0	0
Rutgers	6	16	0	8	0	0	0	0
at Illinois	1	7	0	7	0	0	0	0
Wisconsin	-- Did Not Play --							
Ohio State	-- Did Not Play --							
at Purdue								
Northwestern								
at Minnesota								
at Penn State								
Iowa								
Totals	7	23	0	8	0	0	0	0



#34 DREW BROWN • Sr. • PK

SOUTHLAKE, TEXAS
SOUTHLAKE CARROLL HS

CAREER STATS

Year	G/S	PAT	FG	Pct.	TP	PPG	0-19	20-29	30-39	40-49	50+	Lg
2014	13/13	59/59	14/21	66.7	101	7.8	1-1	4-5	7-8	2-6	0-1	44
2015	13/13	45/47	21/27	77.8	107	8.2	0-0	6-7	2-3	12-14	1-3	50
2016	13/13	38/38	12/14	85.7	74	5.7	0-0	4-4	4-4	3-4	1-2	51
2017	7/7	23/23	6/8	75.0	41	5.9	0-0	2-2	3-5	1-1	0-0	41
Totals	46/46	163/165	53/70	75.7	323	7.0	1-1	16-18	16-20	18-25	2-6	51

2017 SEASON NOTES

» Made a pair of field goals, including a 41-yarder, in the opener against Arkansas State
 » Became the third Husker with at least 50 field goals when he connected on a pair of kicks in the Northern Illinois game. He also became the sixth Husker to reach at least 300 points in the game against NIU.
 » Connected on a pair of fourth quarter field goals against Rutgers

2017 GAME-BY-GAME

Opponent	XP-ATT	FG-ATT	Lg	Blk	Pts
Arkansas State	5-5	2-2	41	0	11
at Oregon	5-5	0-0	0	0	5
Northern Illinois	2-2	1-2	36	1	5
Rutgers	3-3	2-2	32	0	9
at Illinois	4-4	0-0	0	0	4
Wisconsin	2-2	1-2	32	0	5
Ohio State	2-2	0-0	0	0	2
at Purdue					
Northwestern					
at Minnesota					
at Penn State					
Iowa					
Totals	23-23	6-8	41	1	41

CAREER HONORS

» Senior CLASS Award Candidate (2017)
 » Wuerffel Trophy Watch List (2016)
 » Allstate AFCA Good Works Team Watch List (2016)
 » Lou Groza Award Watch List (2016)
 » Second-Team All-Big Ten (Media, Associated Press, 2015)
 » Honorable-Mention All-Big Ten (Coaches, 2015; Media, 2016)
 » NCAA Record for Field Goals in a Half, Tied Record (5, 1st Half vs. Southern Miss)
 » Memorial Stadium Record for Most Field Goals, Tied Record (5 vs. Southern Miss)
 » Nebraska Sophomore Record for Season Field Goals (21 in 2015)
 » Nebraska Freshman Scoring Record (101 in 2015)
 » Nebraska Scholar-Athlete Honor Roll (Fall 2014; Spring 2016, 2017)
 » Brook Berringer Citizenship Team (2015, 2016, 2017)
 » Tom Osborne Citizenship Team (2015, 2016, 2017)

CAREER SINGLE-GAME HIGHS

» FGs – 5 vs. Southern Miss (2015)
 » Long FG – 51 vs. Purdue (2016)
 » PATs – 7 at Fresno State (2014), vs. Wyoming (2016)

2017 SINGLE-GAME HIGHS

» FGs – 2 vs. Arkansas State, vs. Rutgers
 » Long FG – 41 vs. Arkansas State
 » PATs – 5 vs. Arkansas State, at Oregon



#35 CALEB LIGHTBOURN • So. • P

WASHOUGAL, WASH.
CAMAS HS

CAREER STATS

Year	G/S	No.	Yds.	Avg.	Long	TB	FC	I20	50+	Blk.
2016	12/12	65	2,578	39.7	58	5	18	21	10	0
2017	7/7	34	1,468	43.2	69	4	10	14	11	0
Totals	19/19	99	4,046	40.9	69	9	28	35	21	0

CAREER HONORS

» Big Ten Freshman of the Week (vs. Oregon, 2016)
 » Nebraska Scholar-Athlete Honor Roll (Fall 2016)
 » Brook Berringer Citizenship Team (2017)
 » Tom Osborne Citizenship Team (2017)

2017 GAME-BY-GAME

Opponent	No.	Yds	Avg	Lg	Blkd	TB	I20
Arkansas State	5	212	42.4	54	0	0	3
at Oregon	7	282	40.3	46	0	0	3
Northern Illinois	6	284	47.3	55	0	1	0
Rutgers	5	194	38.8	64	0	0	3
at Illinois	2	67	35.5	35	0	0	1
Wisconsin	5	237	47.4	69	0	2	3
Ohio State	4	192	48.0	57	0	1	1
at Purdue							
Northwestern							
at Minnesota							
at Penn State							
Iowa							
Totals	34	1,468	43.2	69	0	4	14

2017 SEASON NOTES

» Recorded punts inside the 20 three times in each of the first two games this season
 » Averaged 47.3 yards on six punts against Northern Illinois, marking his career best, while recording four punts over 50 yards
 » Pinned the Scarlet Knights inside the 20 on three punts
 » Boomed a career-best 69-yard punt against Wisconsin, while pinning the Badgers inside the 20 on three punts
 » Averaged a career-high 48.0 yards on four punts against Ohio State

CAREER SINGLE-GAME HIGHS

» Punts – 10 at Iowa (2016)
 » Punting Average – 48.0 vs. Ohio State (2017)
 » Inside 20 – 3, nine times

2017 SINGLE-GAME HIGHS

» Punts – 7 at Oregon
 » Punting Average – 48.0 vs. Ohio State
 » Inside 20 – 3 vs. Arkansas State, at Oregon, vs. Rutgers, vs. Wisconsin



#41 LUKE MCNITT • Sr. • FB

KEARNEY, NEB.
NEBRASKA-KEARNEY/KEARNEY HS

CAREER STATS

Year	G/S	Att.	Gain	Loss	Net	Y/A	Y/G	Long	TDs
2014									
2015	5/0	0	0	0	0.0	0.0		0	0
2016	13/3	2	4	0	4	2.0	0.3	2 vs. Iowa	0
2017	7/1	3	6	0	6	2.0	0.9	4 vs. Northern Illinois	0
Totals	25/4	5	10	0	10	2.0	0.4	4 vs. Northern Illinois	0

2017 GAME-BY-GAME

Opponent	Rushing				Receiving			
	No.	Yds	TD	Lg	No.	Yds	TD	Lg
Arkansas State	1	0	0	0	1	11	0	11
at Oregon	1	2	0	2	0	0	0	0
Northern Illinois	1	4	0	4	0	0	0	0
Rutgers	0	0	0	0	0	0	0	0
at Illinois	0	0	0	0	0	0	0	0
Wisconsin	0	0	0	0	0	0	0	0
Ohio State	0	0	0	0	0	0	0	0
at Purdue								
Northwestern								
at Minnesota								
at Penn State								
Iowa								
Totals	3	6	0	4	1	11	0	11

CAREER HONORS

» Academic All-Big Ten (2015, 2016)
 » Nebraska Lifter of the Year (2016)
 » Nebraska Scholar-Athlete Honor Roll (Spring 2017)
 » Brook Berringer Citizenship Team (2017)
 » Tom Osborne Citizenship Team (2017)

CAREER HIGHS

» Rushes – 2 vs. Iowa (2016)
 » Rushing Yards – 4 vs. Iowa (2016), vs. Northern Illinois (2017)


2017 SINGLE-GAME HIGHS

» Rushes – 1 vs. Arkansas State, at Oregon, vs. Northern Illinois
 » Rushing Yards – 4 vs. Northern Illinois
 » Tackles – 2 vs. Arkansas State

» Career Total Tackles – 14
 » Season Total Tackles – 2

2017 SEASON NOTES

» Earned his first start of the season at fullback against Wisconsin



#43 TYRIN FERGUSON • So. • LB

NEW ORLEANS, LA.
EDNA KARR HS

CAREER STATS

Year	G/S	(-----Tackles-----)					Fum.		QB
		UT	AT	TT	TFL	Sacks	C-R	BK	
2015	10/0	3	2	5	0-0	0.0-0	0-0	0	0
2016									
2017	5/0	1	2	3	0-0	0.0-0	0-0	0	1
Totals	15/0	4	4	8	0-0	0.0-0	0-0	0	1

CAREER HONORS

- » Brook Berringer Citizenship Team (2016, 2017)
- » Tom Osborne Citizenship Team (2016, 2017)

2017 SEASON NOTES

- » Recorded first career interception in the opener against Arkansas State
- » Had a career-high two tackles vs. Northern Illinois

CAREER HIGHS


- » Tackles - 2 vs. Northern Illinois (2017)
- » Interceptions - 1 vs. Arkansas State (2017)

2017 SINGLE-GAME HIGHS

- » Tackles - 2 vs. Northern Illinois
- » Tackles for Loss - 0
- » Sacks - 0
- » Interceptions - 1 vs. Arkansas State

2017 GAME-BY-GAME

	--Tackles--		-Sacks-				
Opponent	UT-AT-TT	TFL-Yds	No-Yds	FF-FR-Yds	Int-Yds	PBU	QBH
Arkansas State	0-0-0	0-0	0.0-0	0-0-0	1-0	0	0
at Oregon	0-1-1	0-0	0.0-0	0-0-0	0-0	0	0
Northern Illinois	1-1-2	0-0	0.0-0	0-0-0	0-0	0	0
Rutgers	-- Did Not Play Due to Injury --						
at Illinois	-- Did Not Play Due to Injury --						
Wisconsin	0-0-0	0-0	0.0-0	0-0-0	0-0	0	0
Ohio State	0-0-0	0-0	0.0-0	0-0-0	0-0	0	0
at Purdue							
Northwestern							
at Minnesota							
at Penn State							
Iowa							
Totals	1-2-3	0-0	0.0-0	0-0-0	1-0	0	0



#44 MICK STOLTENBERG • Jr. • DL

GRETNA, NEB.
GRETNA HS

CAREER STATS

Year	G/S	(-----Tackles-----)					Fum.		QB
		UT	AT	TT	TFL	Sacks	C-R	BK	
2014									
2015	9/0	2	0	2	1-6	1.0-6	0-1	0	0
2016	12/9	9	16	25	3-6	1.5-5	0-0	0	1
2017	7/7	6	12	18	2-1	0.0-0	0-0	0	1
Totals	28/16	17	28	45	6-13	2.5-11	0-1	0	2

CAREER HONORS

- » Academic All-Big Ten (2016)
- » CoSIDA Academic All-District VII (2016)
- » Five-Time Nebraska Scholar-Athlete Honor Roll
- » Tom Osborne Citizenship Team (2017)
- » Brook Berringer Citizenship Team (2017)

CAREER SINGLE-GAME HIGHS

- » Tackles - 6 at Wisconsin (2016)
- » Tackles for Loss - 2 at Northwestern (2016)
- » Sacks - 1 vs. South Alabama (2015), at Wisconsin (2016)

2017 SINGLE-GAME HIGHS

- » Tackles - 5 at Oregon
- » Tackles for Loss - 1 vs. Northern Illinois, at Illinois
- » Sacks - 0

2017 GAME-BY-GAME

	--Tackles--		-Sacks-				
Opponent	UT-AT-TT	TFL-Yds	No-Yds	FF-FR-Yds	Int-Yds	PBU	QBH
Arkansas State	0-2-2	0-0	0.0-0	0-0-0	0-0	0	1
at Oregon	3-2-5	0-0	0.0-0	0-0-0	0-0	0	0
Northern Illinois	0-1-1	1-1	0.0-0	0-0-0	0-0	0	0
Rutgers	1-2-3	0-0	0.0-0	0-0-0	0-0	0	0
at Illinois	2-1-3	1-0	0.0-0	0-0-0	0-0	0	0
Wisconsin	0-2-2	0-0	0.0-0	0-0-0	0-0	0	0
Ohio State	0-2-2	0-0	0.0-0	0-0-0	0-0	0	0
at Purdue							
Northwestern							
at Minnesota							
at Penn State							
Iowa							
Totals	6-12-18	2-1	0.0-0	0-0-0	0-0	0	1



#46 JOSHUA KALU • Sr. • DB

HOUSTON, TEXAS
ALIEF TAYLOR HS

CAREER STATS

Year	G/S	(-----Tackles-----)					Fum.		QB
		UT	AT	TT	TFL	Sacks	C-R	BK	
2014	13/2	20	7	27	1-1	0.0-0	2-1	0	1
2015	13/13	51	24	75	5-27	1.0-8	0-0	1	3
2016	13/13	48	18	66	3-8	1.0-6	0-0	1	2
2017	4/4	14	8	22	0-0	0.0-0	0-0	0	1
Totals	43/32	133	57	190	9-36	2.0-14	2-1	2	4

CAREER HONORS

- » Lott IMPACT Trophy Quarterfinalist (2016)
- » Honorable-Mention All-Big Ten (Coaches, 2015)
- » Academic All-Big Ten (2015)
- » Nebraska Scholar-Athlete Honor Roll (Spring 2015, 2017)
- » Brook Berringer Citizenship Team (2015, 2016, 2017)
- » Tom Osborne Citizenship Team (2015, 2016, 2017)

2017 SEASON NOTES

- » Recorded six tackles, an interception and a pass breakup in the opener against Arkansas State
- » Recorded career-high 10 tackles against Wisconsin
- » Is 10 tackles away from becoming the sixth Nebraska defensive back with 200 career tackles

CAREER SINGLE-GAME HIGHS

- » Tackles - 10 vs. Wisconsin
- » Tackles for Loss - 2 vs. BYU (2015)
- » Pass Breakups - 4 vs. Wisconsin (2015)
- » Interceptions - 1, six times
- » Long Interception Return - 41 yards (TD) at Minnesota (2015)

2017 SINGLE-GAME HIGHS

- » Tackles - 10 vs. Wisconsin
- » Tackles for Loss - 0
- » Sacks - 0
- » Pass Breakups - 2 vs. Wisconsin
- » Interceptions - 1 vs. Arkansas State

2017 GAME-BY-GAME

Opponent	--Tackles--		-Sacks-		FF-FR-Yds	Int-Yds	PBU	QBH
	UT-AT-TT	TFL-Yds	No-Yds	FF-FR-Yds				
Arkansas State	4-2-6	0-0	0.0-0	0-0-0	1-0		1	0
at Oregon	1-0-1	0-0	0.0-0	0-0-0	0-0		0	0
Northern Illinois	-- Did Not Play Due to Injury --							
Rutgers	-- Did Not Play Due to Injury --							
at Illinois	-- Did Not Play Due to Injury --							
Wisconsin	6-4-10	0-0	0.0-0	0-0-0	0-0		2	0
Ohio State	3-2-5	0-0	0.0-0	0-0-0	0-0		0	0
at Purdue								
Northwestern								
at Minnesota								
at Penn State								
Iowa								
Totals	14-8-22	0-0	0.0-0	0-0-0	1-0		3	0

#49 **CHRIS WEBER • Sr. • LB**ELKHORN, NEB.
ELKHORN HS**CAREER STATS**

		(------Tackles-----)					Fum.				QB
Year	G/S	UT	AT	TT	TFL	Sacks	C-R	BK	PBU	INT	Hry.
2013		Redshirt									
2014	13/0	3	3	6	0-0	0.0-0	0-0	0	0	0	0
2015	10/4	19	30	49	5-10	0.0-0	0-1	0	2	0	2
2016	13/0	5	12	17	1-1	0.0-0	0-0	0	0	0	0
2017	7/7	25	29	54	5-22	1.0-6	0-0	0	3	1	1
Totals	43/11	52	74	126	11-33	1.0-6	0-1	0	5	1	3

CAREER HONORS

- » Big Ten Distinguished Scholar (2015, 2016, 2017)
- » CoSIDA Academic All-District VII (2015, 2016)
- » Academic All-Big Ten (2014, 2015, 2016)
- » Nebraska Walk-on of the Year (2015)
- » Eight-Time Nebraska Scholar-Athlete Honor Roll
- » Brook Berringer Citizenship Team (2014, 2015, 2016, 2017)
- » Tom Osborne Citizenship Team (2014, 2015, 2016, 2017)

2017 SEASON NOTES

- » Recorded a then-season-high 10 tackles at Oregon, including a tackle for loss
- » Recorded first career sack and interception at Illinois
- » Had career-high two pass breakups against Wisconsin
- » Posted a season-high 15 tackles, including a tackle for loss, against Ohio State

CAREER SINGLE-GAME HIGHS

- » Tackles - 17 at Illinois (2015)
- » Tackles for Loss - 3 at Illinois (2015)
- » Sacks - 1.0 at Illinois (2017)
- » Interception - 1 at Illinois (2017)
- » Pass Breakups - 2 vs. Wisconsin (2017)

2017 SINGLE-GAME HIGHS

- » Tackles -15 vs. Ohio State
- » Tackles for Loss - 2 at Illinois
- » Sacks - 1.0 at Illinois
- » Interception - 1 at Illinois
- » Pass Breakups - 2 vs. Wisconsin

2017 GAME-BY-GAME


Opponent	--Tackles--		-Sacks-		FF-FR-Yds	Int-Yds	PBU	QBH
	UT-AT-TT	TFL-Yds	No-Yds	FF-FR-Yds				
Arkansas State	2-3-5	0-0	0.0-0	0-0-0	0-0	0	0	0
at Oregon	5-5-10	1-5	0.0-0	0-0-0	0-0	0	0	0
Northern Illinois	2-2-4	1-4	0.0-0	0-0-0	0-0	0	0	0
Rutgers	1-2-3	0-0	0.0-0	0-0-0	0-0	1	1	1
at Illinois	6-3-9	2-11	1.0-6	0-0-0	1-0	0	0	0
Wisconsin	5-3-8	0-0	0.0-0	0-0-0	0-0	2	0	0
Ohio State	4-11-15	1-2	0.0-0	0-0-0	0-0	0	0	0
at Purdue								
Northwestern								
at Minnesota								
at Penn State								
Iowa								
Totals	25-29-54	5-22	1.0-6	0-0-0	1-0	3	1	

#62 **COLE CONRAD • Jr. • OL**FREMONT, NEB.
ARCHBISHOP BERGAN HS**CAREER STATS**

- » Games Played - 20 (13 in 2016; 7 in 2017)
- » Games Started - 8 (5 in 2016; 3 in 2017)

CAREER HONORS

- » Academic All-Big Ten (2016)
- » Nebraska Scholar-Athlete Honor Roll (Spring 2016; Fall 2015)

#63 **TANNER FARMER • Jr. • OL**HIGHLAND, ILL.
HIGHLAND HS**CAREER STATS**

- » Games Played - 18 (11 in 2016; 7 in 2017)
- » Games Started - 18 (11 in 2016; 7 in 2017)

CAREER HONORS

- » Nebraska Sam Foltz Hero 27 Leadership Award (2017)
- » Brook Berringer Citizenship Team (2016, 2017)
- » Tom Osborne Citizenship Team (2016, 2017)

#67 **JERALD FOSTER • Jr. • OL**LINCOLN, NEB.
SOUTHEAST HS**CAREER STATS**

- » Games Played - 24 (13 in 2015; 4 in 2016; 7 in 2017)
- » Games Started - 11 (4 in 2016; 7 in 2017)

CAREER HONORS

- » Academic All-Big Ten (2016)
- » Six-Time Nebraska Scholar-Athlete Honor Roll
- » Nebraska Sam Foltz Hero 27 Leadership Award (2017)
- » Brook Berringer Citizenship Team (2015, 2016, 2017)
- » Tom Osborne Citizenship Team (2015, 2016, 2017)

#68 **NICK GATES • Jr. • OL**LAS VEGAS, NEV.
BISHOP GORMAN HS**CAREER STATS**

- » Games Played - 30 (10 in 2015; 13 in 2016; 7 in 2017)
- » Games Started - 30 (10 in 2015; 13 in 2016; 7 in 2017)

2017 SEASON NOTES

- » Has started 24 straight games at left tackle, marking the longest streak by a Husker at that position. He passed Richie Incognito, who made 22 consecutive starts from 2002 to 2003

CAREER HONORS

- » Third-Team All-Big Ten (Media, 2016)
- » Honorable-Mention All-Big Ten (Coaches, 2016)
- » Big Ten All-Freshman Team (BTN.com, ESPN.com)
- » BTN All-Bowl Team (2015)
- » Nebraska Scholar-Athlete Honor Roll (Fall 2015; Spring 2017)
- » Brook Berringer Citizenship Team (2016, 2017)
- » Tom Osborne Citizenship Team (2016, 2017)

#71 **MATT FARNIOK • RFr. • OL**SIOUX FALLS, S.D.
WASHINGTON HS**CAREER STATS**

- » Games Played - 3 (2017)
- » Games Started - 2 (2017)

CAREER HONORS

- » Nebraska Scholar-Athlete Honor Roll (Fall 2016; Spring 2017)

2017 SEASON NOTES

- » Made his first career start at Oregon



#76 BRENDEN JAIMES • Fr. • OL

AUSTIN, TEXAS
LAKE TRAVIS HS

CAREER STATS

- » Games Played - 4 (4 in 2017)
- » Games Started - 4 (4 in 2017)

2017 SEASON NOTES

- » Became the fifth true freshman offensive lineman to start a game at Nebraska since freshmen regained eligibility in the early 1970s after earning the start at right tackle against Rutgers. Jaimes is just the 11th Husker offensive lineman to play as a true freshman.



#77 DAVID KNEVEL • Sr. • OL

BRANTFORD, ONTARIO, CANADA
PAULINE JOHNSON COLLEGIATE

CAREER STATS

- » Games Played - 27 (4 in 2014; 9 in 2015; 10 in 2016; 4 in 2017)
- » Games Started - 11 (10 in 2016; 1 in 2017)

CAREER HONORS

- » Academic All-Big Ten (2016)
- » Nebraska Scholar-Athlete Honor Roll (Fall 2014; Spring 2016)
- » Brook Berringer Citizenship Team (2014, 2015, 2016, 2017)
- » Tom Osborne Citizenship Team (2014, 2015, 2016, 2017)



#79 MICHAEL DECKER • So. • OL

OMAHA, NEB.
OMAHA NORTH HS

CAREER STATS

- » Games Played - 18 (13 in 2016; 5 in 2017)
- » Games Started - 4 (4 in 2017)

2017 SEASON NOTES

- » Made first career start against Rutgers

CAREER HONORS

- » Big Ten Distinguished Scholar (2016)
- » Academic All-Big Ten (2016)
- » Four-Time Nebraska Scholar-Athlete Honor Roll
- » Brook Berringer Citizenship Team (2016)
- » Tom Osborne Citizenship Team (2016)



#81 GABE RAHN • Sr. • WR

LE MARS, IOWA
LE MARS HS

CAREER STATS

Year	G/S	No.	Yds.	Y/R	Y/G	Long	TDs
2013		Redshirt					
2014	0/0	0	0	0.0	0.0	0	0
2015	0/0	0	0	0.0	0.0	0	0
2016	6/0	1	35	35.0	5.8	35 vs. Wyoming	1
2017	7/1	2	27	13.5	3.9	17 vs. Rutgers	0
Totals	13/1	3	62	20.6	4.8	35 vs. Wyoming	1

CAREER HONORS

- » Big Ten Distinguished Scholar (2016)
- » Academic All-Big Ten (2016)
- » Eight-Time Nebraska Scholar-Athlete Honor Roll
- » Brook Berringer Citizenship Team (2016)
- » Tom Osborne Citizenship Team (2016)

CAREER HIGHS

- » Receptions - 2 vs. Rutgers (2017)
- » Receiving Yards - 35 vs. Wyoming (2016)
- » Touchdowns - 1 vs. Wyoming (2016)

2017 SINGLE-GAME HIGHS

- » Receptions - 2 vs. Rutgers
- » Receiving Yards - 27 vs. Rutgers
- » Touchdowns - 0

2017 SEASON NOTES

- » Made first career start against Rutgers, hauling in a career-high two passes for 27 yards

2017 GAME-BY-GAME

Opponent	Rec.	Yds	TD	Lg
Arkansas State	0	0	0	0
at Oregon	0	0	0	0
Northern Illinois	0	0	0	0
Rutgers	2	27	0	17
at Illinois	0	0	0	0
Wisconsin	0	0	0	0
Ohio State	0	0	0	0
at Purdue				
Northwestern				
at Minnesota				
at Penn State				
Iowa				
Totals	2	27	0	17



#83 BRYAN REIMERS • Jr. • WR

LINCOLN, NEB.
LINCOLN EAST HS

CAREER STATS

Year	G/S	No.	Yds.	Y/R	Y/G	Long	TDs
2014		Redshirt					
2015	0/0	0	0	0.0	0.0	0	0
2016	12/1	5	75	15.0	6.3	24 vs. Tennessee	1
2017	5/2	1	3	3.0	1.0	3 vs. Northern Illinois	0
Totals	17/3	6	78	13.0	3.7	24 vs. Tennessee	1

CAREER HONORS

- » Three-Time Nebraska Scholar-Athlete Honor Roll
- » Brook Berringer Citizenship Team (2017)
- » Tom Osborne Citizenship Team (2017)

CAREER SINGLE-GAME HIGHS

- » Receptions - 2 vs. Tennessee (2016 Music City Bowl)
- » Receiving Yards - 24 vs. Tennessee (2016 Music City Bowl)
- » Touchdowns - 1 vs. Oregon (2016)

2017 SINGLE-GAME HIGHS

- » Receptions - 1 vs. Northern Illinois
- » Receiving Yards - 3 vs. Northern Illinois
- » Touchdowns - 0

2017 GAME-BY-GAME

Opponent	Rec.	Yds	TD	Lg
Arkansas State	0	0	0	0
at Oregon	0	0	0	0
Northern Illinois	1	3	0	3
Rutgers	-- Did Not Play --			
at Illinois	0	0	0	0
Wisconsin	0	0	0	0
Ohio State	-- Did Not Play Due to Injury --			
at Purdue				
Northwestern				
at Minnesota				
at Penn State				
Iowa				
Totals	1	3	0	3



#86 JACK STOLL • RFr. • TE

LONE TREE, COLO.
REGIS JESUIT HS

CAREER STATS

Year	G/S	No.	Yds.	Y/R	Y/G	Long	TDs
2016		Redshirt					
2017	7/0	1	12	12.0	1.7	12 vs. Ohio State	0
Totals	7/0	1	12	12.0	1.7	12 vs. Ohio State	0

CAREER HONORS

- » Nebraska Scholar-Athlete Honor Roll (Fall 2016; Spring 2017)
- » Brook Berringer Citizenship Team (2017)
- » Tom Osborne Citizenship Team (2017)

2017 SINGLE-GAME HIGHS

- » Receptions - 1 vs. Ohio State
- » Receiving Yards - 12 vs. Ohio State
- » Touchdowns - 0

2017 SEASON NOTES

- » Hauled in first career pass against Ohio State for 12 yards

2017 GAME-BY-GAME

Opponent	Rec.	Yds	TD	Lg
Arkansas State	0	0	0	0
at Oregon	0	0	0	0
Northern Illinois	0	0	0	0
Rutgers	0	0	0	0
at Illinois	0	0	0	0
Wisconsin	0	0	0	0
Ohio State	1	12	0	12
at Purdue				
Northwestern				
at Minnesota				
at Penn State				
Iowa				
Totals	1	12	0	12



#87 CONOR YOUNG • So. • WR

COZAD, NEB.
COZAD HS

CAREER STATS

Year	G/S	No.	Yds.	Y/R	Y/G	Long	TDs
2015		Redshirt					
2016	0/0	0	0	0.0	0.0	0	0
2017	7/1	2	31	15.5	4.4	23 vs. Ohio State	0
Totals	7/1	2	31	15.5	4.4	23 vs. Ohio State	0

CAREER HONORS

- » Nebraska Scout Team Special Teams MVP (2016)
- » Four-Time Nebraska Scholar-Athlete Honor Roll
- » Brook Berringer Citizenship Team (2017)
- » Tom Osborne Citizenship Team (2017)

2017 SINGLE-GAME HIGHS


- » Receptions - 2 vs. Ohio State
- » Receiving Yards - 31 vs. Ohio State
- » Touchdowns - 0

2017 SEASON NOTES

- » Earned first career start against Ohio State, recording two receptions for 31 yards

2017 GAME-BY-GAME

Opponent	Rec.	Yds	TD	Lg
Arkansas State	0	0	0	0
at Oregon	0	0	0	0
Northern Illinois	0	0	0	0
Rutgers	0	0	0	0
at Illinois	0	0	0	0
Wisconsin	0	0	0	0
Ohio State	2	31	0	23
at Purdue				
Northwestern				
at Minnesota				
at Penn State				
Iowa				
Totals	2	31	0	23



#88 TYLER HOPPES • Sr. • TE

LINCOLN, NEB.
LINCOLN SOUTHWEST HS/WAYNE STATE

CAREER STATS

Year	G/S	No.	Yds.	Y/R	Y/G	Long	TDs
2014		Did Not Play - Transfer					
2015	0/0	0	0	0.0	0.0	0	0
2016	10/0	0	0	0.0	0.0	0	0
2017	7/6	14	151	10.8	21.6	35 at Oregon	1
Totals	17/6	14	151	10.8	21.6	35 at Oregon	1

CAREER HONORS

- » Academic All-Big Ten (2016)
- » Five-Time Nebraska Scholar-Athlete Honor Roll
- » Brook Berringer Citizenship Team (2017)
- » Tom Osborne Citizenship Team (2017)

2017 SINGLE-GAME HIGHS

- » Receptions - 3 vs. Arkansas State
- » Receiving Yards - 40 vs. Arkansas State
- » Touchdowns - 1 at Illinois

2017 SEASON NOTES

- » Hauled in three passes for 40 yards in his first career start in the opener against Arkansas State
- » Had a career-high 35-yard catch against Oregon
- » Recorded first-career touchdown reception at Illinois

2017 GAME-BY-GAME

Opponent	Rec.	Yds	TD	Lg
Arkansas State	3	40	0	19
at Oregon	2	37	0	35
Northern Illinois	2	17	0	11
Rutgers	2	16	0	9
at Illinois	2	27	1	21
Wisconsin	1	0	0	0
Ohio State	2	14	0	9
at Purdue				
Northwestern				
at Minnesota				
at Penn State				
Iowa				
Totals	14	151	1	35



#89 CONNOR KETTER • Sr. • TE

NORFOLK, NEB.
NORFOLK CATHOLIC HS

CAREER STATS

Year	G/S	No.	Yds.	Y/R	Y/G	Long	TDs
2013		Redshirt					
2014	0/0	0	0	0.0	0.0	0	0
2015	0/0	0	0	0.0	0.0	0	0
2016	9/0	0	0	0.0	0.0	0	0
2017	7/6	0	0	0.0	0.0	0	0
Totals	16/6	0	0	0.0	0.0	0	0

CAREER HONORS

- » Nebraska Scholar-Athlete Honor Roll (Spring 2014, 2017)
- » Brook Berringer Citizenship Team (2017)
- » Tom Osborne Citizenship Team (2017)

2017 SINGLE-GAME HIGHS

- » Receptions - 0
- » Receiving Yards - 0
- » Touchdowns - 0

2017 GAME-BY-GAME

Opponent	Rec.	Yds	TD	Lg
Arkansas State	0	0	0	0
at Oregon	0	0	0	0
Northern Illinois	0	0	0	0
Rutgers	0	0	0	0
at Illinois	0	0	0	0
Wisconsin	0	0	0	0
Ohio State	0	0	0	0
at Purdue				
Northwestern				
at Minnesota				
at Penn State				
Iowa				
Totals	0	0	0	0



#91 FREEDOM AKINMOLADUN • Jr. • DE

GRANDVIEW, MO.
GRANDVIEW HS

CAREER STATS

Year	G/S	Tackles				TFL	Sacks	Fum.	C-R	BK	PBU	INT	QB Hry.
2014		UT	AT	TT									
2015	11/4	11	10	21	7-45	4.5-36	0-0	0	0	0	0	0	4
2016	13/13	15	17	32	5-30	4.0-28	1-0	0	0	0	0	0	10
2017	7/7	9	5	14	1-3	1.0-3	0-0	1	0	0	0	0	1
Totals	31/24	35	32	67	13-78	9.5-67	1-0	1	0	0	0	0	15

CAREER HONORS

- » Academic All-Big Ten (2015, 2016)
- » Big Ten All-Freshman Team (BTN.com, ESPN.com)
- » Nebraska Scholar-Athlete Honor Roll (Fall 2014; Spring 2015)
- » Nebraska Student-Athlete HERO Leadership Award (2015, 2016)
- » Brook Berringer Citizenship Team (2015, 2016, 2017)
- » Tom Osborne Citizenship Team (2015, 2016, 2017)

CAREER SINGLE-GAME HIGHS

- » Tackles - 6 at Miami (2015)
- » Tackles for Loss - 2, three times
- » Sacks - 2.0 vs. Southern Miss (2015), vs. Maryland (2016)

2017 SINGLE-GAME HIGHS

- » Tackles - 4 vs. Northern Illinois, Ohio State
- » Pass Breakups - 1 vs. Arkansas State
- » Quarterback Hurries - 1 vs. Arkansas State
- » Tackles for Loss - 1 at Illinois
- » Sacks - 1.0 at Illinois

2017 SEASON NOTES

- » Had season-high four tackles against Northern Illinois
- » Had one pass break up and one quarterback hurry against Arkansas State
- » Recorded first tackle for loss of the season at Illinois
- » Matched season-high with four tackles against Ohio State

2017 GAME-BY-GAME

Opponent	Tackles		TFL-Yds	Sacks	FF-FR-Yds	Int-Yds	PBU	QBH
Arkansas State	UT-AT-TT			No-Yds				
at Oregon	1-1-2	0-0	0.0-0	0.0-0	0-0-0	0-0	1	1
Northern Illinois	0-0-0	0-0	0.0-0	0.0-0	0-0-0	0-0	0	0
Rutgers	3-1-4	0-0	0.0-0	0.0-0	0-0-0	0-0	0	0
at Illinois	1-0-1	0-0	0.0-0	0.0-0	0-0-0	0-0	0	0
Wisconsin	1-0-1	1-3	1.0-3	0.0-0	0-0-0	0-0	0	0
Ohio State	2-0-2	0-0	0.0-0	0.0-0	0-0-0	0-0	0	0
at Purdue	1-3-4	0-0	0.0-0	0.0-0	0-0-0	0-0	0	0
Northwestern								
at Minnesota								
at Penn State								
Iowa								
Totals	9-5-14	1-3	1.0-3	0-0-0	0-0	1	1	



#94 KHALIL DAVIS • So. • DL

BLUE SPRINGS, MO.
BLUE SPRINGS HS

CAREER STATS

Year	G/S	Tackles				TFL	Sacks	Fum.	C-R	BK	PBU	INT	QB Hry.
2015		UT	AT	TT									
2016	12/0	4	1	5	2-4	0.0-0	0-0	0	0	0	0	0	0
2017	7/0	3	5	8	3-15	1.5-9	1-0	0	1	0	1	0	2
Totals	19/0	7	6	13	5-19	1.5-9	1-0	0	1	0	1	0	2

CAREER HONORS

- » Nebraska Scholar-Athlete Honor Roll (Spring 2017)
- » Brook Berringer Citizenship Team (2016, 2017)
- » Tom Osborne Citizenship Team (2016, 2017)

CAREER HIGHS

- » Tackles - 3 vs. Northern Illinois (2017)
- » Tackles for Loss - 2 vs. Wyoming (2016), vs. Northern Illinois (2017)
- » Sacks - 0.5 vs. Northern Illinois (2017)

2017 SINGLE-GAME HIGHS


- » Tackles - 3 vs. Northern Illinois
- » Tackles for Loss - 2 vs. Northern Illinois
- » Sacks - 0.5 vs. Northern Illinois

2017 SEASON NOTES

- » Registered three tackles, including two for a loss and a half sack, while forcing a fumble and breaking up a pass against Northern Illinois
- » Recorded his first solo sack and a QB hurry at Illinois

2017 GAME-BY-GAME

Opponent	Tackles		TFL-Yds	Sacks	FF-FR-Yds	Int-Yds	PBU	QBH
Arkansas State	UT-AT-TT			No-Yds				
at Oregon	0-0-0	0-0	0.0-0	0.0-0	0-0-0	0-0	0	1
Northern Illinois	0-0-0	0-0	0.0-0	0.0-0	0-0-0	0-0	0	0
Rutgers	1-2-3	2-9	0.5-3	1-0-0	0-0	1	0	0
at Illinois	0-0-0	0-0	0.0-0	0.0-0	0-0-0	0-0	0	0
Wisconsin	1-2-3	1-6	1.0-6	0.0-0	0-0-0	0-0	0	1
Ohio State	1-0-1	0-0	0.0-0	0.0-0	0-0-0	0-0	0	0
at Purdue	0-1-1	0-0	0.0-0	0.0-0	0-0-0	0-0	0	0
Northwestern								
at Minnesota								
at Penn State								
Iowa								
Totals	3-5-8	3-15	1.5-9	1-0-0	0-0	1	2	



#95 BEN STILLE • RFr. • LB

ASHLAND, NEB.
ASHLAND-GREENWOOD HS

CAREER STATS

Year	G/S	(-----Tackles-----)				Fum.		PBU	INT	QB Hry.
		UT	AT	TT	TFL	Sacks	C-R			
2016		Redshirt								
2017	4/1	6	4	10	5-20	2.0-12	1-0	0	0	0
Totals	4/1	6	4	10	5-20	2.0-12	1-0	0	0	0

2017 GAME-BY-GAME

Opponent	--Tackles-- UT-AT-TT	TFL-Yds	-Sacks- No-Yds	FF-FR-Yds	Int-Yds	PBU	QBH
Arkansas State	-- Did Not Play --						
at Oregon	-- Did Not Play --						
Northern Illinois	-- Did Not Play --						
Rutgers	2-1-3	1-2	0.0-0	0-0-0	0-0	0	0
at Illinois	3-1-4	3-11	1.0-5	1-0-0	0-0	0	0
Wisconsin	0-1-1	0-0	0.0-0	0-0-0	0-0	0	0
Ohio State	1-1-2	1-7	1.0-7	0-0-0	0-0	0	0
at Purdue							
Northwestern							
at Minnesota							
at Penn State							
Iowa							
Totals	6-4-10	5-20	2.0-12	1-0-0	0-0	0	0

CAREER HONORS


- » Big Ten Freshman of the Week (Oct. 2, 2017)
- » Nebraska Scholar-Athlete Honor Roll (Fall 2016; Spring 2017)
- » Brook Berringer Citizenship Team (2017)
- » Tom Osborne Citizenship Team (2017)

2017 SINGLE-GAME HIGHS

- » Tackles - 4 at Illinois
- » Tackles for Loss - 3 at Illinois
- » Sacks - 1.0 at Illinois, vs. Ohio State
- » Forced Fumble - 1 at Illinois

2017 SEASON NOTES

- » Registered three tackles, including a tackle for loss in first game action against Rutgers
- » Recorded career highs in tackles, tackles for loss and sacks against Illinois; also forced one fumble
- » Made his first-career start against Wisconsin
- » Had his second sack of the season in the game against Ohio State



#96 CARLOS DAVIS • So. • DL

BLUE SPRINGS, MO.
BLUE SPRINGS HS

CAREER STATS

Year	G/S	(-----Tackles-----)				Fum.		PBU	INT	QB Hry.
		UT	AT	TT	TFL	Sacks	C-R			
2015		Redshirt								
2016	13/4	11	13	24	5-25	2.0-24	0-0	0	0	3
2017	7/7	11	13	24	3-17	1.5-16	0-0	0	0	5
Totals	20/11	22	26	48	8-42	3.5-40	0-0	0	0	8

2017 GAME-BY-GAME

Opponent	--Tackles-- UT-AT-TT	TFL-Yds	-Sacks- No-Yds	FF-FR-Yds	Int-Yds	PBU	QBH
Arkansas State	2-0-2	0-0	0.0-0	0-0-0	0-0	0	2
at Oregon	3-2-5	0-0	0.0-0	0-0-0	0-0	0	0
Northern Illinois	0-5-5	1-4	0.5-4	0-0-0	0-0	0	0
Rutgers	1-2-3	0-0	0.0-0	0-0-0	0-0	0	2
at Illinois	2-1-3	2-13	1.0-12	0-0-0	0-0	0	0
Wisconsin	1-2-3	0-0	0.0-0	0-0-0	0-0	0	0
Ohio State	2-1-3	0-0	0.0-0	0-0-0	0-0	0	1
at Purdue							
Northwestern							
at Minnesota							
at Penn State							
Iowa							
Totals	11-13-24	3-17	1.5-16	0-0-0	0-0	0	5

CAREER HONORS

- » 2016 Nebraska Most Improved Player
- » Honorable-Mention BTN All-Freshman Team (2016)
- » Brook Berringer Citizenship Team (2016, 2017)
- » Tom Osborne Citizenship Team (2016, 2017)

2017 SEASON NOTES

- » Made two tackles and recorded two quarterback hurries in the opener against Arkansas State
- » Recorded a season-high five tackles against Oregon
- » Notched first quarterback sack of the season against Northern Illinois
- » Recorded career-high two tackles for loss at Illinois

CAREER SINGLE-GAME HIGHS

- » Tackles - 6 at Iowa
- » Tackles for Loss - 2 at Illinois (2017)
- » Sacks - 1.0, three times

2017 SINGLE-GAME HIGHS

- » Tackles - 5 at Oregon, vs. Northern Illinois
- » Tackles for Loss - 2 at Illinois
- » Sacks - 1.0 at Illinois
- » Quarterback Hurries - 2 vs. Arkansas State, vs. Rutgers



#97 DEONTRE THOMAS • Fr. • DL

MUSTANG, OKLA.
MUSTANG HS

CAREER STATS

Year	G/S	(-----Tackles-----)				Fum.		PBU	INT	QB Hry.
		UT	AT	TT	TFL	Sacks	C-R			
2017	7/0	4	9	13	0-0	0.0-0	0-0	0	0	0
Totals	7/0	4	9	13	0-0	0.0-0	0-0	0	0	0

2017 GAME-BY-GAME

Opponent	--Tackles-- UT-AT-TT	TFL-Yds	-Sacks- No-Yds	FF-FR-Yds	Int-Yds	PBU	QBH
Arkansas State	0-3-3	0-0	0.0-0	0-0-0	0-0	0	0
at Oregon	2-1-3	0-0	0.0-0	0-0-0	0-0	0	0
Northern Illinois	0-0-0	0-0	0.0-0	0-0-0	0-0	0	0
Rutgers	0-2-2	0-0	0.0-0	0-0-0	0-0	0	0
at Illinois	2-1-3	0-0	0.0-0	0-0-0	0-0	0	0
Wisconsin	0-0-0	0-0	0.0-0	0-0-0	0-0	0	0
Ohio State	0-2-2	0-0	0.0-0	0-0-0	0-0	0	0
at Purdue							
Northwestern							
at Minnesota							
at Penn State							
Iowa							
Totals	4-9-13	0-0	0.0-0	0-0-0	0-0	0	0

2017 SINGLE-GAME HIGHS

- » Tackles - 3 vs. Arkansas State, at Oregon, at Illinois
- » Tackles for Loss - 0
- » Sacks - 0

2017 SEASON NOTES

- » Recorded three tackles in each of the first two games of the season



2017 Nebraska Schedule and Results

DATE	OPPONENT	RESULT	SCORE	RECORD	CONFERENCE	TIME	ATTEND
Sept. 2	Arkansas State	W	43-36	1-0	0-0	3:52	90,171
Sept. 9	at Oregon	L	35-42	1-1	0-0	3:35	58,389
Sept. 16	Northern Illinois	L	17-21	1-2	0-0	3:15	89,664
Sept. 23	Rutgers *	W	27-17	2-2	1-0	3:13	89,775
Sept. 29	at Illinois *	W	28-6	3-2	2-0	2:55	43,058
Oct. 7	No. 9 Wisconsin *	L	17-38	3-3	2-1	3:10	89,860
Oct. 14	No. 9 Ohio State *	L	14-56	3-4	2-2	3:21	89,346

* Big Ten conference game

Team Statistics

TEAM STATISTICS	NU	OPP
SCORING	181	216
Points Per Game	25.9	30.9
Points Off Turnovers	31	52
FIRST DOWNS	137	154
Rushing	49	65
Passing	79	77
Penalty	9	12
RUSHING YARDAGE	935	1161
Yards gained rushing	1047	1320
Yards lost rushing	112	159
Rushing Attempts	230	253
Average Per Rush	4.1	4.6
Average Per Game	133.6	165.9
TDs Rushing	8	11
PASSING YARDAGE	1764	1607
Comp-Att-Int	138-252-11	151-225-7
Average Per Pass	7.0	7.1
Average Per Catch	12.8	10.6
Average Per Game	252.0	229.6
TDs Passing	13	12
TOTAL OFFENSE	2699	2768
Total Plays	482	478
Average Per Play	5.6	5.8
Average Per Game	385.6	395.4
KICK RETURNS: #-Yards	16-389	13-254
PUNT RETURNS: #-Yards	12-84	6-61
INT RETURNS: #-Yards	7-57	11-316
KICK RETURN AVERAGE	24.3	19.5
PUNT RETURN AVERAGE	7.0	10.2
INT RETURN AVERAGE	8.1	28.7
FUMBLES-LOST	10-2	13-2
PENALTIES-Yards	43-403	48-406
Average Per Game	57.6	58.0
PUNTS-Yards	34-1468	33-1382
Average Per Punt	43.2	41.9
Net punt average	39.0	37.5
KICKOFFS-Yards	36-2281	40-2420
Average Per Kick	63.4	60.5
Net kick average	41.0	38.9
TIME OF POSSESSION/Game	30:24	29:36
3RD-DOWN Conversions	42/105	41/88
3rd-Down Pct	40%	47%
4TH-DOWN Conversions	7/12	2/5
4th-Down Pct	58%	40%
SACKS BY-Yards	10-64	9-71
MISC YARDS	0	0
TOUCHDOWNS SCORED	23	28
FIELD GOALS-ATTEMPTS	6-8	6-8
ON-SIDE KICKS	0-0	1-1
RED-ZONE SCORES	(19-25) 76%	(23-29) 79%
RED-ZONE TOUCHDOWNS	(14-25) 56%	(18-29) 62%
PAT-ATTEMPTS	(23-23) 100%	(28-28) 100%
ATTENDANCE	448816	101447
Games/Avg Per Game	5/89763	2/50724
Neutral Site Games		0/0

SCORE BY QUARTERS	1ST	2ND	3RD	4TH	OT	TOTAL
Nebraska	38	48	59	36		181
Opponents	80	67	31	38		216

2017 Nebraska Individual Statistics

RUSHING	GP-GS	ATT	GAIN	LOSS	NET	AVG	TD	LONG	AVG/G
Devine Ozigbo	5-1	76	360	9	351	4.6	1	28	70.2
Tre Bryant	2-2	51	304	5	299	5.9	2	35	149.5
Mikale Wilbon	6-4	59	265	11	254	4.3	3	25	42.3
Jaylin Bradley	3-0	7	23	0	23	3.3	0	8	7.7
De'Mornay Pierson-El	7-5	2	23	0	23	11.5	0	12	3.3
JD Spielman	7-3	6	26	6	20	3.3	0	8	2.9
Nick Gates	7-7	0	6	0	6	0.0	0	0	0.9
Luke McNitt	7-1	3	6	0	6	2.0	0	4	0.9
Tyjon Lindsey	7-0	2	5	0	5	2.5	0	4	0.7
Patrick O'Brien	2-0	3	11	7	4	1.3	0	11	2.0
Stanley Morgan Jr.	6-3	1	2	0	2	2.0	0	2	0.3
TEAM	7-0	4	0	8	-8	-2.0	0	0	-1.1
Tanner Lee	7-7	16	16	66	-50	-3.1	2	5	-7.1
Total	7	230	1047	112	935	4.1	8	35	133.6
Opponents	7	253	1320	159	1161	4.6	11	75	165.9

PASSING	G-S	EFFIC	CMP-ATT-INT	PCT	YDS	TD	LNG	AVG/G
Tanner Lee	7-7	124.36	132-240-10	55.0	1709	13	80	244.1
Patrick O'Brien	2-0	71.83	6-12-1	50.0	55	0	18	27.5
Total	7	121.86	138-252-11	54.8	1764	13	80	252.0
Opponents	7	138.48	151-225-7	67.1	1607	12	51	229.6

RECEIVING	G-GS	NO.	YDS	AVG	TD	LONG	AVG/G
Stanley Morgan Jr.	6-3	33	540	16.4	6	80	90.0
JD Spielman	7-3	31	475	15.3	2	77	67.9
De'Mornay Pierson-El	7-5	26	371	14.3	4	45	53.0
Tyler Hoppes	7-6	14	151	10.8	1	35	21.6
Mikale Wilbon	6-4	11	26	2.4	0	11	4.3
Tyjon Lindsey	7-0	10	62	6.2	0	14	8.9
Devine Ozigbo	5-1	6	55	9.2	0	37	11.0
Conor Young	7-1	2	31	15.5	0	23	4.4
Gabe Rahn	7-1	2	27	13.5	0	17	3.9
Jack Stoll	7-0	1	12	12.0	0	12	1.7
Luke McNitt	7-1	1	11	11.0	0	11	1.6
Bryan Reimers	5-2	1	3	3.0	0	3	0.6
Total	7	138	1764	12.8	13	80	252.0
Opponents	7	151	1607	10.6	12	51	229.6

PUNT RETURNS	NO.	YDS	AVG	TD	LONG
De'Mornay Pierson-El	11	83	7.5	0	63
Stanley Morgan Jr.	1	1	1.0	0	1
Total	12	84	7.0	0	63
Opponents	6	61	10.2	1	63

INTERCEPTIONS	NO.	YDS	AVG	TD	LONG
Aaron Williams	2	41	20.5	1	27
Joshua Kalu	1	0	0.0	0	0
Antonio Reed	1	19	19.0	0	19
Tyrin Ferguson	1	0	0.0	0	0
Chris Weber	1	0	0.0	0	0
Luke Gifford	1	-3	-3.0	0	0
Total	7	57	8.1	1	27
Opponents	11	316	28.7	4	87

KICK RETURNS	NO.	YDS	AVG	TD	LONG
JD Spielman	12	335	27.9	1	99
Stanley Morgan Jr.	1	15	15.0	0	15
Austin Rose	1	13	13.0	0	13
Tyjon Lindsey	1	17	17.0	0	17
Luke McNitt	1	9	9.0	0	9
Total	16	389	24.3	1	99
Opponents	13	254	19.5	0	30

FUMBLE RETURNS	NO.	YDS	AVG	TD	LONG
None	0	0	0.0	0	0
Total	0	0	0.0	0	0
Opponents	1	5	5.0	0	5

FIELD GOALS	FGM-FGA	PCT	01-19	20-29	30-39	40-49	50-99	LG	BLK
Drew Brown	6-8	75.0	0-0	2-2	3-5	1-1	0-0	41	1
Totals	6-8	75.0	0-0	2-2	3-5	1-1	0-0	41	1
Opponents	6-8	75.0	0-0	2-2	4-5	0-1	0-0	39	0

FG SEQUENCE	NEBRASKA	OPPONENTS
Arkansas State	(21),(41)	(39),(31)
Oregon	-	44
NIU	37,(36)	39
Rutgers	(32),(27)	(33)
Illinois	-	(25),(25)
Wisconsin	33,(32)	(37)
Ohio State	-	-

Numbers in parentheses indicate field goal was made.

PUNTING	NO.	YDS	AVG	LONG	TB	FC	I20	50+	BLKD
Caleb Lightbourn	34	1468	43.2	69	4	10	14	11	0
Total	34	1468	43.2	69	4	10	14	11	0
Opponents	33	1382	41.9	60	3	7	12	5	0

KICKOFFS	NO.	YDS	AVG	TB	OB	RETN	NET	YDLN
Drew Brown	35	2220	63.4	22	1			
Caleb Lightbourn	1	61	61.0	0	0			
Totals	36	2281	63.4	22	1	254	41.0	23
Opponents	40	2420	60.5	19	2	389	38.9	26



SCORING	TD	FGS	----- PATS -----		RCV	PASS	DXP	SAF	PTS
			KICK	RUSH					
Drew Brown	0	6-8	23-23	0-0	0	0-0	0	0	41
Stanley Morgan Jr.	6	0-0	0-0	0-0	0	0-0	0	0	36
De'Mornay Pierson-El	4	0-0	0-0	0-0	0	0-0	0	0	24
JD Spielman	3	0-0	0-0	0-0	0	0-0	0	0	18
Mikale Wilbon	3	0-0	0-0	0-0	0	0-0	0	0	18
Tanner Lee	2	0-0	0-0	0-0	0	0-0	0	0	12
Tre Bryant	2	0-0	0-0	0-0	0	0-0	0	0	12
Devine Ozigbo	1	0-0	0-0	0-0	0	0-0	0	0	6
Tyler Hoppes	1	0-0	0-0	0-0	0	0-0	0	0	6
Aaron Williams	1	0-0	0-0	0-0	0	0-0	0	0	6
TEAM	0	0-0	0-0	0-0	0	0-0	0	1	2
Total	23	6-8	23-23	0-0	0	0-0	0	1	181
Opponents	28	6-8	28-28	0-0	0	0-0	0	1	216

TOTAL OFFENSE	G	PLAYS	RUSH	PASS	TOTAL	AVG/G
Tanner Lee	7	256	-50	1709	1659	237.0
Devine Ozigbo	5	76	351	0	351	70.2
Tre Bryant	2	51	299	0	299	149.5
Mikale Wilbon	6	59	254	0	254	42.3
Patrick O'Brien	2	15	4	55	59	29.5
De'Mornay Pierson-El	7	2	23	0	23	3.3
Jaylin Bradley	3	7	23	0	23	7.7
JD Spielman	7	6	20	0	20	2.9
Nick Gates	7	0	6	0	6	0.9
Luke McNitt	7	3	6	0	6	0.9
Tyjon Lindsey	7	2	5	0	5	0.7
Stanley Morgan Jr.	6	1	2	0	2	0.3
TEAM	7	4	-8	0	-8	-1.1
Total	7	482	935	1764	2699	385.6
Opponents	7	478	1161	1607	2768	395.4

ALL PURPOSE	G	RUSH	REC	PR	KOR	IR	TOT	AVG/G
JD Spielman	7	20	475	0	335	0	830	118.6
Stanley Morgan Jr.	6	2	540	1	15	0	558	93.0
De'Mornay Pierson-El	7	23	371	83	0	0	477	68.1
Devine Ozigbo	5	351	55	0	0	0	406	81.2
Tre Bryant	2	299	0	0	0	0	299	149.5
Mikale Wilbon	6	254	26	0	0	0	280	46.7
Tyler Hoppes	7	0	151	0	0	0	151	21.6
Tyjon Lindsey	7	5	62	0	17	0	84	12.0
Aaron Williams	6	0	0	0	0	41	41	6.8
Conor Young	7	0	31	0	0	0	31	4.4
Gabe Rahn	7	0	27	0	0	0	27	3.9
Luke McNitt	7	6	11	0	9	0	26	3.7
Jaylin Bradley	3	23	0	0	0	0	23	7.7
Antonio Reed	6	0	0	0	0	19	19	3.2
Austin Rose	7	0	0	0	13	0	13	1.9
Jack Stoll	7	0	12	0	0	0	12	1.7
Nick Gates	7	6	0	0	0	0	6	0.9
Patrick O'Brien	2	4	0	0	0	0	4	2.0
Bryan Reimers	5	0	3	0	0	0	3	0.6
Luke Gifford	7	0	0	0	0	-3	-3	-0.4
TEAM	7	-8	0	0	0	0	-8	-1.1
Tanner Lee	7	-50	0	0	0	0	-50	-7.1
Total	7	935	1764	84	389	57	3229	461.3
Opponents	7	1161	1607	61	254	316	3399	485.6



Defensive Statistics

		-----TACKLES-----					-SACKS-		--PASS DEF--			---FUMBLES---		BLKD	
NAME	GP-GS	SOLO	AST	TOTAL	TFL-YDS	NO-YARDS	INT-YDS	BRUP	QBH	RCV-YDS	FF	KICK	SAF		
49 Chris Weber	7-7	25	29	54	5-22	10-6	1-0	3	1		
5 Dedrick Young II	7-7	18	34	52	3-8	10-5	.	.	1		
24 Aaron Williams	6-6	23	17	40	1-4	.	2-41	1	.	1-0	.	.	.		
1A Luke Gifford	7-7	20	19	39	5-17	15-10	1--3	1		
6 Eric Lee Jr.	7-6	17	12	29	1-1	.	.	2		
3 Marcus Newby	5-3	13	13	26	2-2		
25 Antonio Reed	6-3	15	10	25	2-5	.	1-19	.	.	.	1	.	.		
96 Carlos Davis	7-7	11	13	24	3-17	15-16	.	.	5		
46 Joshua Kalu	4-4	14	8	22	.	.	1-0	3		
2B Lamar Jackson	7-7	12	7	19	.	.	.	1		
44 Mick Stoltzenberg	7-7	6	12	18	2-1	.	.	.	1		
7 Mohamed Barry	7-0	4	13	17		
19 Marquel Dismuke	7-0	7	8	15	1-0	.	.	.		
91 Freedom Akinmoladun	7-7	9	5	14	1-3	10-3	.	1	1		
97 Deontre Thomas	7-0	4	9	13		
23 Dicaprio Bootle	7-1	10	2	12	1-1		
17 Sedrick King	5-3	4	7	11	1-1		
95 Ben Stille	4-1	6	4	10	5-20	20-12	1	.	.		
26 Kieron Williams	7-0	4	4	8	1	.	.		
94 Khalil Davis	7-0	3	5	8	3-15	15-9	.	1	2	.	1	.	.		
2C Alex Davis	7-0	2	3	5	1-3	05-3		
43 Tyrin Ferguson	5-0	1	2	3	.	.	1-0		
42 Jeremiah Stovall	7-0	.	2	2		
8A Chris Jones	2-1	1	1	2		
4 Avery Anderson	7-0	.	2	2		
14 Avery Roberts	7-0	1	1	2		
41 Luke McNitt	7-1	2	.	2		
13 Tanner Lee	7-7	1	.	1		
34 Drew Brown	7-0	1	.	1		
8 Stanley Morgan Jr.	6-3	1	.	1		
67 Jerald Foster	7-7	1	.	1		
2A Tony Butler	7-0	1	.	1		
88 Tyler Hoppes	7-6	1	.	1		
31 Collin Miller	7-0	1	.	1		
TM TEAM	7-0	1		
Total	7-0	239	242	481	36-120	10-64	7-57	13	11	2-0	4	.	1		
Opponents	7-0	-	-	-	-	9-71	11-316	37	25	2-5	7	1	1		

SPECIAL TEAMS TACKLES	UA-A/TOT	ASU	ORE	NIU	RUT	ILL	WIS	OSU	PUR	NW	MINN	PSU	IOWA	BIG	BOWL
Avery Roberts	1-1/2	-	0-1	-	1-0	-	-	-							
Jeremiah Stovall	0-2/2	-	-	0-1	0-1	-	-	-							
Avery Anderson	0-2/2	-	-	0-1	0-1	0-1	-	-							
Kieron Williams	2-1/2	-	-	-	-	0-1	2-0	-							
Luke McNitt	2-0/1	2-0	-	-	-	-	-	-							
Dicaprio Bootle	1-0/1	-	1-0	-	-	-	-	-							
Tyrin Ferguson	0-1/1	-	0-1	0-1	-	-	-	-							
Tony Butler	1-0/1	-	1-0	-	-	-	-	-							
Collin Miller	1-0/1	-	-	1-0	-	-	-	-							
Drew Brown	1-0/1	-	-	-	-	-	-	1-0							





Individual Game By Game

RUSHING	NO-YDS/TD	ASU	ORE	NIU	RUT	ILL	WIS	OSU	PUR	NW	MINN	PSU	IOWA	BIG	BOWL
Devine Ozigbo RB	76-351/1	DNP	DNP	2-8/0	24-101/0	18-106/1	23-112/0	9-24/0							
Tre Bryant RB	51-299/2	31-192/1	20-107/1	DNP	DNP	DNP	DNP	DNP							
Mikale Wilbon RB	59-254/3	2-15/1	3-8/1	24-90/0	14-78/1	13-60/0	DNP	3-3/0							
Jaylin Bradley RB	7-23/0	DNP	DNP	-	6-16/0	1-7/0	DNP	DNP							
De'Mornay Pierson-El WR	2-23/0	2-23/0	-	-	-	-	-	-							
JD Spielman WR	6-20/0	-	-	2-1/0	1-6/0	2-12/0	-	1-1/0							
Luke McNitt FB	3-6/0	1-0/0	1-2/0	1-4/0	-	-	-	-							
Tyjon Lindsey WR	2-5/0	-	2-5/0	-	-	-	-	-							
Patrick O'Brien QB	3-4/0	DNP	DNP	DNP	DNP	DNP	1--7/0	2-11/0							
Stanley Morgan WR	1-2/0	1-2/0	-	-	DNP	-	-	-							
TEAM	4--8/0	-	-	-	2--4/0	2--4/0	-	-							
Tanner Lee QB	16--50/2	1--7/0	3--19/0	7--18/2	-	2--16/0	2-5/0	1-5/0							

RECEIVING	NO-YDS/TD	ASU	ORE	NIU	RUT	ILL	WIS	OSU	PUR	NW	MINN	PSU	IOWA	BIG	BOWL
Stanley Morgan WR	33-540/6	5-102/1	7-103/2	6-94/0	DNP	8-96/1	4-115/1	3-30/1							
JD Spielman WR	31-475/2	2-44/0	2-29/0	3-52/0	5-46/1	2-25/0	6-79/0	11-200/1							
De'Mornay Pierson-El WR	26-371/4	2-20/1	4-67/1	8-101/0	3-22/1	4-94/1	3-59/0	2-8/0							
Tyler Hoppes TE	14-151/1	3-40/0	2-37/0	2-17/0	2-16/0	2-27/1	1-0/0	2-14/0							
Tyjon Lindsey WR	10-62/0	3-14/0	3-12/0	2-18/0	-	1-4/0	-	1-14/0							
Devine Ozigbo RB	6-55/0	DNP	DNP	-	-	-	4-18/0	2-37/0							
Conor Young WR	2-31/0	-	-	-	-	-	-	2-31/0							
Gabe Rahn WR	2-27/0	-	-	-	2-27/0	-	-	-							
Mikale Wilbon RB	11-26/0	3-7/0	1-4/0	3-14/0	1--2/0	-	DNP	3-3/0							
Jack Stoll TE	1-12/0	-	-	-	-	-	-	1-12/0							
Luke McNitt FB	1-11/0	1-11/0	-	-	-	-	-	-							
Bryan Reimers WR	1-3/0	-	-	1-3/0	DNP	-	-	DNP							

PASSING											
Tanner Lee	Att	Comp	Int	Pct	Yards	TD	Long	Sack	Yds	Effic	
Arkansas State	32	19	0	59.4	238	2	44	1	7	142.5	
Oregon	41	19	4	46.3	252	3	35	2	17	102.6	
NIU	47	25	3	53.2	299	0	36	3	24	93.9	
Rutgers	26	13	2	50.0	109	2	18	0	0	95.2	
Illinois	24	17	0	70.8	246	3	45	2	16	198.2	
Wisconsin	32	16	1	50.0	262	1	80	0	0	122.8	
Ohio State	38	23	0	60.5	303	2	77	0	0	144.9	
TOTALS	240	132	10	55.0	1709	13	80	8	64	124.4	

Patrick O'Brien	Att	Comp	Int	Pct	Yards	TD	Long	Sack	Yds	Effic	
Wisconsin	3	2	0	66.7	9	0	8	1	7	91.9	
Ohio State	9	4	1	44.4	46	0	18	0	0	65.2	
TOTALS	12	6	1	50.0	55	0	18	1	7	71.8	

PUNT RETURNS	NO-YDS	ASU	ORE	NIU	RUT	ILL	WIS	OSU	PUR	NW	MINN	PSU	IOWA	BIG	BOWL
De'Mornay Pierson-El	11-83	-	-	5-13	3-56	1-4	2-10	-							
Stanley Morgan	1-1	1-1	-	-	DNP	-	-	-							

KICK RETURNS	NO-YDS	ASU	ORE	NIU	RUT	ILL	WIS	OSU	PUR	NW	MINN	PSU	IOWA	BIG	BOWL
JD Spielman	12-335	1-99	1-11	2-74	2-49	1-20	1-22	4-60							
Tyjon Lindsey	1-17	-	-	1-17	-	-	-	-							
Stanley Morgan	1-15	1-15	-	-	DNP	-	-	-							
Austin Rose	1-13	-	-	-	-	-	1-13	-							
Luke McNitt	1-9	-	-	-	-	-	-	1-9							

Defense Game By Game

TOTAL TACKLES	UA-A	TOT	ASU	ORE	NIU	RUT	ILL	WIS	OSU	PUR	NW	MINN	PSU	IOWA	B1G	BOWL
Chris Weber LB	25-29	54	2-3	5-5	2-2	1-2	6-3	5-3	4-11							
Dedrick Young LB	18-34	52	5-2	3-4	0-2	3-3	1-5	2-8	4-10							
Aaron Williams DB	23-17	40	3-3	6-6	2-3	1-0	3-2	8-3	DNP							
Luke Gifford LB	20-19	39	4-5	3-2	4-4	3-3	3-2	2-1	1-2							
Eric Lee Jr. DB	17-12	29	5-2	2-3	2-1	2-0	1-2	2-2	3-2							
Marcus Newby LB	13-13	26	3-3	5-5	2-1	DNP	DNP	2-0	1-4							
Antonio Reed DB	15-10	25	2-1	2-3	3-2	4-2	4-2	-	DNP							
Carlos Davis DL	11-13	24	2-0	3-2	0-5	1-2	2-1	1-2	2-1							
Joshua Kalu DB	14-8	22	4-2	1-0	DNP	DNP	DNP	6-4	3-2							
Lamar Jackson DB	12-7	19	5-0	1-2	1-1	3-1	1-1	-	1-2							
Mick Stoltenberg DL	6-12	18	0-2	3-2	0-1	1-2	2-1	0-2	0-2							
Mohamed Barry LB	4-13	17	1-3	0-1	1-1	1-0	0-1	-	1-7							
Marquel Dismuke DB	7-8	15	-	-	-	-	-	3-6	4-2							
Freedom Akinmoladun DL	9-5	14	1-1	-	3-1	1-0	1-0	2-0	1-3							
Deontre Thomas DL	4-9	13	0-3	2-1	-	0-2	2-1	-	0-2							
Dicaprio Bootle DB	10-2	12	2-0	4-0	0-1	1-0	-	0-1	3-0							
Sedrick King LB	4-7	11	DNP	DNP	-	-	1-2	1-0	2-5							
Ben Stille DL	6-4	10	DNP	DNP	DNP	2-1	3-1	0-1	1-1							
Kieron Williams DB	4-4	8	-	-	-	-	0-1	2-0	2-3							
Khalil Davis DL	3-5	8	-	-	1-2	-	1-2	1-0	0-1							
Alex Davis LB	2-3	5	1-0	-	0-1	-	1-0	-	0-2							
Tyrin Ferguson LB	1-2	3	-	0-1	1-1	DNP	DNP	-	-							
Avery Roberts LB	1-1	2	-	0-1	-	1-0	-	-	-							
Jeremiah Stovall DB	0-2	2	-	-	0-1	0-1	-	-	-							
Chris Jones DB	1-1	2	DNP	DNP	DNP	DNP	DNP	1-1	-							
Luke McNitt FB	2-0	2	2-0	-	-	-	-	-	-							
Avery Anderson DB	0-2	2	-	-	-	0-1	0-1	-	-							
Stanley Morgan WR	1-0	1	-	-	1-0	DNP	-	-	-							
Tyler Hoppes TE	1-0	1	-	1-0	-	-	-	-	-							
Jerald Foster OG	1-0	1	-	1-0	-	-	-	-	-							
Tanner Lee QB	1-0	1	-	1-0	-	-	-	-	-							
Tony Butler DB	1-0	1	-	1-0	-	-	-	-	-							
Drew Brown PK	1-0	1	-	-	-	-	-	-	1-0							
Collin Miller LB	1-0	1	-	-	1-0	-	-	-	-							





Defense Game By Game

TACKLES FOR LOSS	UA-A	TOT	ASU	ORE	NIU	RUT	ILL	WIS	OSU	PUR	NW	MINN	PSU	IOWA	B1G	BOWL
Chris Weber LB	2-3	5	-	1-5	1-4	-	2-11	-	1-2							
Luke Gifford LB	3-2	5	-	-	1-4	1-3	1-3	1-6	1-1							
Ben Stille DL	5-0	5	DNP	DNP	DNP	1-2	3-11	-	1-7							
Dedrick Young LB	2-1	3	1-5	-	-	1-2	-	-	1-1							
Khalil Davis DL	2-1	3	-	-	2-9	-	1-6	-	-							
Carlos Davis DL	1-2	3	-	-	1-4	-	2-13	-	-							
Mick Stoltenberg DL	0-2	2	-	-	1-1	-	1-0	-	-							
Marcus Newby LB	1-1	2	-	1-2	-	DNP	DNP	-	1-0							
Antonio Reed DB	0-2	2	-	1-4	1-1	-	-	-	DNP							
Aaron Williams DB	0-1	1	-	-	1-4	-	-	-	DNP							
Freedom Akinmoladun DL	1-0	1	-	-	-	-	1-3	-	-							
Sedrick King LB	1-0	1	DNP	DNP	-	-	-	-	1-1							
Alex Davis LB	0-1	1	-	-	1-3	-	-	-	-							
Dicaprio Bootle DB	1-0	1	-	-	-	-	-	-	1-1							
Eric Lee Jr. DB	1-0	1	1-1	-	-	-	-	-	-							

SACKS	UA-A	TOT	ASU	ORE	NIU	RUT	ILL	WIS	OSU	PUR	NW	MINN	PSU	IOWA	B1G	BOWL
Ben Stille DL	2-0	2.0	DNP	DNP	DNP	-	1.0-5	-	1.0-7							
Khalil Davis DL	1-1	1.5	-	-	0.5-3	-	1.0-6	-	-							
Carlos Davis DL	1-1	1.5	-	-	0.5-4	-	1.0-12	-	-							
Luke Gifford LB	1-1	1.5	-	-	0.5-4	-	-	1.0-6	-							
Dedrick Young LB	1-0	1.0	1.0-5	-	-	-	-	-	-							
Freedom Akinmoladun DL	1-0	1.0	-	-	-	-	1.0-3	-	-							
Chris Weber LB	1-0	1.0	-	-	-	-	1.0-6	-	-							
Alex Davis LB	0-1	0.5	-	-	0.5-3	-	-	-	-							

INT RETURNS	NO-YDS	ASU	ORE	NIU	RUT	ILL	WIS	OSU	PUR	NW	MINN	PSU	IOWA	B1G	BOWL
Aaron Williams	2-41	-	1-27	-	-	-	1-14	DNP							
Chris Weber	1-0	-	-	-	-	1-0	-	-							
Joshua Kalu	1-0	1-0	-	DNP	DNP	DNP	-	-							
Antonio Reed	1-19	-	-	-	1-19	-	-	DNP							
Luke Gifford	1-3	-	-	-	1-3	-	-	-							
Tyrin Ferguson	1-0	1-0	-	-	DNP	DNP	-	-							

FUMBLES RECOVERED	NO	ASU	ORE	NIU	RUT	ILL	WIS	OSU	PUR	NW	MINN	PSU	IOWA	B1G	BOW
Marquel Dismuke	1	-	-	1	-	-	-	-							
Aaron Williams	1	-	1	-	-	-	-	DNP							

FORCED FUMBLES	NO	ASU	ORE	NIU	RUT	ILL	WIS	OSU	PUR	NW	MINN	PSU	IOWA	B1G	BOW
Antonio Reed	1	-	1	-	-	-	-	DNP							
Kieron Williams	1	-	-	-	-	-	1	-							
Khalil Davis	1	-	-	1	-	-	-	-							
Ben Stille	1	DNP	DNP	DNP	-	1	-	-							

FUMBLE RETURNS	NO-YDS	ASU	ORE	NIU	RUT	ILL	WIS	OSU	PUR	NW	MINN	PSU	IOWA	B1G	BOWL
None															

Nebraska Team Game By Game

DATE	OPPONENT	--RUSHING--				--RECEIVING--				-----PASSING-----				--KICK RET--				--PUNT RET--				TOTAL	
		NO.	YDS	TD	LG	NO.	YDS	TD	LG	CMP	ATT	INT	YDS	TD	LG	NO	YDS	TD	LG	NO	YDS	TD	LG
Sept. 2, 2017	Arkansas State	38	225	2	35	19	238	2	44	19	32-0	238	2	44	2	114	1	99	1	1	0	1	463
Sept. 9, 2017	at Oregon	29	109	2	25	19	252	3	35	19	41-4	252	3	35	1	11	0	11	0	0	0	0	361
Sept. 16, 2017	NIU	36	85	2	25	25	299	0	36	25	47-3	299	0	36	3	91	0	50	5	13	0	10	384
Sept. 23, 2017	Rutgers	47	197	1	20	13	109	2	18	13	26-2	109	2	18	2	49	0	25	3	56	0	63	306
Sept. 29, 2017	at Illinois	38	165	1	20	17	246	3	45	17	24-0	246	3	45	1	20	0	20	1	4	0	0	411
Oct. 7, 2017	Wisconsin	26	110	0	28	18	271	1	80	18	35-1	271	1	80	2	35	0	22	2	10	0	9	381
Oct. 14, 2017	Ohio State	16	44	0	11	27	349	2	77	27	47-1	349	2	77	5	69	0	20	0	0	0	0	393
	Totals	230	935	8	35	138	1764	13	80	138	252-11	1764	13	80	16	389	1	99	12	84	0	63	2699
	Opponent	253	1161	11	75	151	1607	12	51	151	225-7	1607	12	51	13	254	0	30	6	61	1	63	2768

DATE	OPPONENT	-----TACKLES-----				--SACKS--		--FUMBLE--		PASS INT-YDS	QBH	BRK	KICK	--KICKS-----XPTS--				SAF	PTS
		SOLO	AST	TFL	YDS	NO	YDS	FF	FR					ATT	MAD	RUN	RCV		
Sept. 2, 2017	Arkansas State	42	30	72	2.0-6	1.0-5	0	0	0-0	2-0	5	4	0	5-5	0	0	0	1	43
Sept. 9, 2017	at Oregon	44	38	82	2.0-11	0.0-0	1	1	1-0	1-27	0	2	0	5-5	0	0	0	0	35
Sept. 16, 2017	NIU	24	30	54	5.0-30	2.0-14	1	1	1-0	0-0	0	2	0	2-2	0	0	0	0	17
Sept. 23, 2017	Rutgers	25	20	45	3.0-7	0.0-0	0	0	0-0	2-16	4	1	0	3-3	0	0	0	0	27
Sept. 29, 2017	at Illinois	32	28	60	10.0-47	5.0-32	1	0	0-0	1-0	1	0	0	4-4	0	0	0	0	28
Oct. 7, 2017	Wisconsin	38	34	72	1.0-6	1.0-6	1	0	0-0	1-14	0	4	0	2-2	0	0	0	0	17
Oct. 14, 2017	Ohio State	34	62	96	5.0-13	1.0-7	0	0	0-0	0-0	1	0	0	2-2	0	0	0	0	14
	Totals	239	242	481	28.0-120	10.0-64	4	2	2-0	7-57	11	13	0	23-23	0	0	0	1	181
	Opponent	246	223	469	30.5-112	9.0-71	7	2	5-5	11-316	25	37	1	28-28	0	0	0	1	216

DATE	OPPONENT	-----PUNTING-----								--FIELD GOALS--				-----KICKOFFS-----				
		NO	YDS	AVG	LONG	BLKD	TB	FC	50+	I20	ATT-MADE	LG	BLKD	NO	YDS	AVG	TB	OB
Sept. 2, 2017	Arkansas State	5	212	42.4	54	0	0	1	2	3	2-2	41	0	9	566	62.9	5	1
Sept. 9, 2017	at Oregon	7	282	40.3	46	0	0	2	0	3	0-0	0	0	6	378	63.0	4	0
Sept. 16, 2017	NIU	6	284	47.3	55	0	1	3	4	0	2-1	36	1	4	260	65.0	3	0
Sept. 23, 2017	Rutgers	5	194	38.8	64	0	0	2	1	3	2-2	32	0	6	388	64.7	4	0
Sept. 29, 2017	at Illinois	2	67	33.5	35	0	0	0	0	1	0-0	0	0	5	303	60.6	2	0
Oct. 7, 2017	Wisconsin	5	237	47.4	69	0	2	1	2	3	2-1	32	0	3	195	65.0	2	0
Oct. 14, 2017	Ohio State	4	192	48.0	57	0	1	1	2	1	0-0	0	0	3	191	63.7	2	0
	Totals	34	1468	43.2	69	0	4	10	11	14	8-6	41	1	36	2281	63.4	22	1
	Opponent	33	1382	41.9	60	0	3	7	5	12	8-6	39	0	40	2420	60.5	19	2

Opponent Team Game By Game

DATE	OPPONENT	--RUSHING--				--RECEIVING--				-----PASSING-----				--KICK RET--				--PUNT RET--				TOTAL	
		NO.	YDS	TD	LG	NO.	YDS	TD	LG	CMP	ATT	INT	YDS	TD	LG	NO	YDS	TD	LG	NO	YDS	TD	LG
Sept. 2, 2017	Arkansas State	21	82	0	14	46	415	3	38	46-68-2	415	3	38	3	62	0	25	1	63	1	63		497
Sept. 9, 2017	at Oregon	44	201	3	28	25	365	3	51	25-33-1	365	3	51	2	28	0	15	2	1	0	0		566
Sept. 16, 2017	NIU	31	85	1	19	15	128	0	47	15-23-0	128	0	47	1	25	0	25	2	-10	0	12		213
Sept. 23, 2017	Rutgers	24	68	1	13	15	126	0	19	15-29-2	126	0	19	2	41	0	27	0	0	0	0		194
Sept. 29, 2017	at Illinois	37	93	0	19	10	106	0	19	10-16-1	106	0	19	3	43	0	29	0	0	0	0		199
Oct. 7, 2017	Wisconsin	49	353	3	75	9	113	1	31	9-17-1	113	1	31	1	25	0	25	1	7	0	7		466
Oct. 14, 2017	Ohio State	47	279	3	52	31	354	5	31	31-39-0	354	5	31	1	30	0	30	0	0	0	0		633
	Opponent totals	253	1161	11	75	151	1607	12	51	151-225-7	1607	12	51	13	254	0	30	6	61	1	63		2768
	Nebraska	230	935	8	35	138	1764	13	80	138-252-11	1764	13	80	16	389	1	99	12	84	0	63		2699

DATE	OPPONENT	-----TACKLES-----				--SACKS--		--FUMBLE--		PASS INT-YDS	QBH	BRK	KICK	--KICKS-----XPTS--				SAF	PT
		SOLO	AST	TFL	YDS	NO	YDS	FF	FR					ATT	MAD	RUN	RCV		
Sept. 2, 2017	Arkansas State	38	33	71	4.5-12	1.0-7	1	0	0-0	0-0	2	5	0	4-4	0	0	0	1	36
Sept. 9, 2017	at Oregon	32	20	52	6.0-24	2.0-17	1	0	0-0	4-84	2	9	0	6-6	0	0	0	0	42
Sept. 16, 2017	NIU	47	32	79	8.0-37	3.0-24	0	0	0-0	3-121	7	6	1	3-3	0	0	0	0	21
Sept. 23, 2017	Rutgers	32	50	82	4.0-7	0.0-0	0	0	0-0	2-33	3	2	0	2-2	0	0	0	0	17
Sept. 29, 2017	at Illinois	32	38	70	5.0-20	2.0-16	4	1	1-5	0-0	3	2	0	0-0	0	0	0	0	6
Oct. 7, 2017	Wisconsin	34	18	52	2.0-9	1.0-7	1	1	1-0	1-78	4	7	0	5-5	0	0	0	0	38
Oct. 14, 2017	Ohio State	33	26	59	1.0-3	0.0-0	0	0	0-0	1-0	4	5	0	8-8	0	0	0	0	56
	Opponent totals	246	223	469	30.5-112	9.0-71	7	2	5-5	11-316	25	37	1	28-28	0	0	0	1	216
	Nebraska	239	242	481	28.0-120	10.0-64	4	2	0-0	7-57	11	13	0	23-23	0	0	0	1	181

DATE	OPPONENT	-----PUNTING-----									--FIELD GOALS--			-----KICKOFFS-----					
		NO	YDS	AVG	LONG	BLKD	TB	FC	50+	120	ATT	MADE	LG	BLKD	NO	YDS	AVG	TB	OB
Sept. 2, 2017	Arkansas State	5	198	39.6	55	0	0	1	1	2	2-2	39	0	0	6	322	53.7	1	1
Sept. 9, 2017	at Oregon	5	185	37.0	43	0	1	2	0	1	1-0	0	0	0	7	448	64.0	6	0
Sept. 16, 2017	NIU	8	371	46.4	53	0	1	0	2	3	1-0	0	0	0	4	260	65.0	1	0
Sept. 23, 2017	Rutgers	6	274	45.7	60	0	0	1	2	3	1-1	33	0	0	4	260	65.0	2	0
Sept. 29, 2017	at Illinois	5	185	37.0	44	0	0	3	0	3	2-2	25	0	0	3	180	60.0	2	0
Oct. 7, 2017	Wisconsin	4	169	42.2	49	0	1	0	0	0	1-1	37	0	0	7	447	63.9	5	0
Oct. 14, 2017	Ohio State	0	0	0.0	0	0	0	0	0	0	0-0	0	0	0	9	503	55.9	2	1
	Opponent totals	33	1382	41.9	60	0	3	7	5	12	8-6	39	0	0	40	2420	60.5	19	2
	Nebraska	34	1468	43.2	69	0	4	10	11	14	8-6	41	1	1	36	2281	63.4	22	1

OPPONENT	SCORE	1ST DNS (RUN/PASS/PEN.)	RUSHING	PASSING	PASS YDS	TOTAL OFFENSE	RET YDS	T/O
ARKANSAS STATE	43-36	25/32 (10/5; 14/25; 1/2)	38-225/21-82	19-32-0/46-68-2	238/415	70-463/89-497	115/125	0/2
Oregon	35-42	19/22 (6/11; 11/10; 2/1)	29-109/44-201	19-41-4/25-33-1	252/365	70-361/77-566	38/113	4/2
NIU	17-21	18/13 (6/7; 12/5; 0/1)	36-85/31-85	25-47-3/15-23-0	299/128	83-384/54-213	104/136	3/1
RUTGERS	27-17	21/12 (11/4; 8/7; 2/1)	47-197/24-68	13-26-2/15-29-2	109/126	73-306/53-194	121/74	2/2
Illinois	28-6	23/15 (9/6;12/7; 2/2)	38-165/37-93	17-24-0/10-16-1	246/106	62-411/53-199	24/48	1/1
WISCONSIN	17-38	16/19 (5/14; 10/4; 1/1)	26-110/49-353	18-35-1/9-17-1	271/113	61-381/66-466	59/110	2/1
OHIO STATE	14-56	15/41 (2/18; 12/19; 1/4)	16-44/47-279	27-47-1/31-39-0	349/354	63-393/86-633	69/30	1/0

Note: Game totals are displayed in the format TEAM/OPPONENT for each category.

Note: Game totals are displayed in the format TEAM/OPPONENT for each category

NEBRASKA INSIDE OPPONENT RED-ZONE

Totals
19 of 25 (76.0%)

23 of 29 (79.3%)

LONG SEASON PLAYS (20 OR MORE YARDS)

	Husker Long Plays				Opponent Long Plays			
	Rush	Pass	Ret.	Total	Rush	Pass	Ret.	Total
Arkansas State	2	3	1	6	0	2	3	5
Oregon	1	6	1	8	2	7	3	12
Northern Illinois	1	4	2	7	0	1	3	4
Rutgers	1	0	2	3	0	0	2	2
Illinois	1	5	1	7	0	0	1	1
Wisconsin	1	3	1	5	4	1	1	6
Ohio State	0	4	1	5	2	4	1	7
Totals	7	25	9	41	8	15	14	37

DRIVE SUPERLATIVES

	Nebraska	Opponent
Most Yards (Result)	97 vs. Rutgers (TD)	97 vs. Wisconsin (TD)
Most Plays (Result)	17 vs. Rutgers (TD)	15 at Illinois (FG)
Most Time (Result)	8:10 vs. Rutgers (TD)	9:00 at Illinois (FG)

NEBRASKA LONG PLAYS (41; 7 RUNS; 25 PASSES; 9 RETURNS)

Yards	Opponent	Play	Result
99	Arkansas State	KOR (Spielman)	Touchdown
80	Wisconsin	Pass (Lee-Morgan)	Touchdown
77	Ohio State	Pass (Lee-Spielman)	1st-10
63	Rutgers	PR (Pierson-El)	1st-Goal
50	Northern Illinois	KOR (Spielman)	1st-10
45	Illinois	Pass (Lee-Pierson-El)	Touchdown
44	Arkansas State	Pass (Lee-Morgan)	Touchdown
38	Ohio State	Pass (Lee-Spielman)	1st-10
37	Ohio State	Pass (Lee-Ozigbo)	1st-10
37	Wisconsin	Pass (Lee-Pierson-El)	1st-10
36	Northern Illinois	Pass (Lee-Pierson-El)	1st-10
36	Northern Illinois	Pass (Lee-Spielman)	1st-Goal
35	Arkansas State	Pass (Lee-Spielman)	1st-10
35	Arkansas State	Run (Bryant)	1st-10
35	Oregon	Pass (Lee-Hoppes)	1st-10
34	Oregon	Pass (Lee-Pierson-El)	1st-10
28	Northern Illinois	Pass (Lee-Morgan)	1st-10
28	Oregon	Pass (Lee-Morgan)	Touchdown
28	Wisconsin	Run (Ozigbo)	1st-10
27	Oregon	IR (Williams)	1st-10
26	Arkansas State	Pass (Lee-Morgan)	1st-10
25	Oregon	Run (Bryant)	1st-10
25	Rutgers	KOR (Spielman)	1st-10
25	Northern Illinois	Run (Wilbon)	1st-10
24	Northern Illinois	KOR (Spielman)	1st-10
24	Illinois	Pass (Lee-Pierson-El)	1st-10
24	Arkansas State	Run (Bryant)	1st-10
23	Illinois	Pass (Lee-Morgan)	Touchdown
23	Oregon	Pass (Lee-Spielman)	1st-10
23	Oregon	Pass (Lee-Pierson-El)	Touchdown
23	Ohio State	Pass (Lee-Young)	1st-10
22	Oregon	Pass (Lee-Morgan)	1st-10
22	Wisconsin	Pass (Lee-Spielman)	1st-10
22	Wisconsin	KOR (Spielman)	1st-10
21	Northern Illinois	Pass (Lee-Morgan)	1st-10
21	Illinois	Pass (Lee-Hoppes)	1st-10
21	Illinois	Pass (Lee-Morgan)	1st-10
20	Illinois	Run (Ozigbo)	1st-10
20	Illinois	KOR (Spielman)	1st-10
20	Rutgers	Run (Ozigbo)	1st-10
20	Ohio State	KOR (Spielman)	1st-10

OPPONENT LONG PLAYS 37; 8 RUNS; 15 PASSES; 14 RETURNS)

Yards	Opponent	Play	Result
87	Northern Illinois	IR (Lurry)	Touchdown
78	Wisconsin	IR (Orr)	Touchdown
75	Wisconsin	Run (Taylor)	Touchdown
63	Arkansas State	PR (Taylor)	Touchdown
52	Ohio State	Run (Dobbins)	Touchdown
51	Oregon	Pass (Herbert-Johnson)	1st-10
47	Northern Illinois	Pass (Santacaterina-Blake)	1st-10
42	Oregon	Pass (Herbert-Nelson)	1st-10
38	Oregon	Pass (Herbert-Mitchell)	1st-10
38	Arkansas State	Pass (Hansen-Mason)	1st-10
35	Oregon	IR (Robinson)	1st-10
33	Rutgers	IR (Hester)	Touchdown
32	Oregon	Pass (Herbert-Nelson)	1st-10
32	Oregon	Pass (Herbert-Schooler)	Touchdown
31	Wisconsin	Pass (Cephus)	1st-10
31	Ohio State	Pass (Barrett-McLaurin)	Touchdown
30	Ohio State	KOR (Hill)	1st-10
30	Wisconsin	Run (Taylor)	1st-10
29	Arkansas State	Pass (Hansen-Murray)	Touchdown
29	Illinois	KOR (Farmer)	1st-10
28	Oregon	IR (Graham)	1st-10
28	Oregon	Run (Freeman)	1st-10
27	Rutgers	KOR (Hicks)	1st-10
25	Arkansas State	KOR (Mason)	1st-10
25	Northern Illinois	IR (Johnson)	Touchdown
25	Northern Illinois	KOR (Blake)	1st-10
24	Wisconsin	Run (Ibrahim)	1st-10
23	Ohio State	Run (Weber)	1st-10
22	Ohio State	Pass (Barrett-Mack)	1st-10
22	Oregon	Pass (Herbert-McCormick)	1st-10
22	Arkansas State	KOR (Mason)	1st-10
21	Oregon	Pass (Herbert-Johnson)	1st-10
21	Wisconsin	Run (Taylor)	1st-10
21	Oregon	IR (Amadi)	1st-10
21	Ohio State	Pass (Barrett-Baugh)	1st-10
20	Ohio State	Pass (Barrett-Hill)	1st-10
20	Oregon	Run (Herbert)	1st-10

GAME-OPENING DRIVES

Opponent	[---- Nebraska ----]			[---- Opponent ----]		
	Pts.	1st Dwn	Yds	Pts.	1st Dwn	Yds
Arkansas State	3	2	33	0	0	-9
Oregon	0	0	0	7	3	75
Northern Illinois	0	3	65	0	1	20
Rutgers	7	4	75	7	5	75
Illinois	7	4	88	0	1	29
Wisconsin	0	2	58	3	2	61
Ohio State	0	0	4	7	4	96
Purdue						
Northwestern						
Minnesota						
Penn State						
Iowa						
B1G						

SECOND HALF OPENING DRIVES

Opponent	[---- Nebraska ----]			[---- Opponent ----]		
	Pts.	1st Dwn	Yds	Pts.	1st Dwn	Yds
Arkansas State	7	4	70	0	2	28
Oregon	7	3	75	0	0	4
Northern Illinois	0	0	2	0	0	6
Rutgers	0	0	-1	0	0	5
Illinois	0	0	1	3	3	46
Wisconsin	0	1	12	0	1	15
Ohio State	7	1	77	7	5	75
Purdue						
Northwestern						
Minnesota						
Penn State						
Iowa						
B1G						

SCORING DRIVES

Game	Scoring	[---Time---]		[--Plays--]		5 or less	1 or 0
	Drives	Total	Avg.	Total	Avg.		
Arkansas State	6	13:33	2:15	35	5.83	2	1
Oregon	5	13:15	2:39	31	6.20	3	0
Northern Illinois	3	9:22	3:07	23	7.67	1	0
Rutgers	5	20:19	4:03	42	8.40	2	1
Illinois	4	18:56	4:44	39	9.75	0	0
Wisconsin	3	1:16	0:25	12	4.00	2	2
Ohio State	2	2:08	1:04	6	3.00	2	0
Season	28	78:49	2:48	188	6.71	12	4
Opponents	34	92:48	2:43	251	7.38	8	5

NEBRASKA SCORING DRIVES

Opponent	[-----Drive-----]					
	Plays	Yds	Time	Score	Qtr./Time	Play
Arkansas State	8	33	3:19	3-0	1st/9:52	D. Brown 21-yd. FG
Arkansas State	0	0	0:00	10-7	1st/4:53	Spielman 99-yd. kickoff return
Arkansas State	4	75	1:40	17-14	1st/0:32	Morgan 44-yd. pass from Lee
Arkansas State	8	91	2:41	24-14	2nd/9:57	Wilbon 7-yd. run
Arkansas State	9	41	2:43	27-23	2nd/1:02	Brown 41-yd. FG
Arkansas State	8	70	3:46	34-26	3rd/11:14	Bryant 1-yd. run
Arkansas State	6	53	2:07	41-26	4th/12:25	Pierson-El 8-yd. pass from Lee
Arkansas State	0	0	0:00	43-29	4th/5:52	Safety
Oregon	10	95	5:26	7-14	1st/3:03	Pierson-El 23-yd. pass from Lee
Oregon	4	75	1:34	14-21	2nd/13:26	Bryant 5-yd. run
Oregon	7	75	2:10	21-42	3rd/12:50	Morgan 18-yd. pass from Lee
Oregon	5	53	1:56	28-42	3rd/8:52	Morgan 28-yd. pass from Lee
Oregon	5	22	2:09	35-42	4th/2:47	Wilbon 2-yd. run
Northern Illinois	2	2	0:48	7-14	3rd/8:05	Lee 4-yd. run
Northern Illinois	15	71	6:20	10-14	3rd/0:15	Brown 36-yd. FG
Northern Illinois	6	63	2:14	17-14	4th/11:14	Lee 1-yd. run
Rutgers	7	75	3:30	7-7	1st/6:52	Spielman 18-yd. pass from Lee
Rutgers	1	5	0:05	14-10	2nd/4:48	Wilbon 4-yd. run
Rutgers	17	97	8:10	21-17	3rd/2:49	Pierson-El 8-yd. pass from Lee
Rutgers	5	22	1:18	24-17	4th/14:10	Brown 32-yd. FG
Rutgers	12	50	7:16	27-17	4th/5:59	Brown 27-yd. FG
Illinois	8	88	3:08	7-0	1st/8:57	Pierson-El 45-yd. pass from Lee
Illinois	8	75	4:19	14-3	3nd/10:38	Ozigbo 15-yd. run
Illinois	9	89	5:02	21-3	2nd/1:23	Hoppes 6-yd. pass from Lee
Illinois	14	93	6:27	28-6	4th/14:34	Morgan 23-yd. pass from Lee
Wisconsin	1	80	0:12	7-10	2nd/1:20	Morgan 80-yd. pass from Lee
Wisconsin	11	60	1:04	10-17	2nd/0:00	Brown 32-yd. FG
Wisconsin	0	0	0:00	17-17	3rd/10:43	Williams 14-yd. interception return
Ohio State	2	77	0:17	7-42	3rd/11:05	Spielman 77-yd. pass from Lee
Ohio State	4	68	1:51	14-49	3rd/5:52	Morgan 17-yd. pass from Lee

OPPONENT SCORING DRIVES

Opponent	[-----Drive-----]					
	Plays	Yds	Time	Score	Qtr./Time	Play
Arkansas State	0	0	0:00	10-7	1st/5:07	Blaise 63-yd. punt return
Arkansas State	9	87	2:41	14-10	1st/2:12	Murray 29-yd. pass from Hansen
Arkansas State	0	0	0:00	16-24	2nd/7:00	Safety
Arkansas State	10	61	3:08	23-24	2nd/3:45	Mack 3-yd. pass from Hansen
Arkansas State	8	43	1:02	26-27	2nd/0:00	Williams 39-yd. FG
Arkansas State	10	61	2:53	29-41	4th/9:27	Williams 31-yd. FG
Arkansas State	12	63	3:21	36-43	4th/ 0:47	Edwards 3-yd. pass from Hansen
Oregon	5	75	1:18	7-0	1st/13:42	Schooler 32-yd. pass from Herbert
Oregon	5	20	1:59	14-0	1st/11:31	Nelson 8-yd. pass from Herbert
Oregon	8	75	3:03	21-7	1st/0:00	Freeman 2-yd. run
Oregon	8	73	3:00	28-14	2nd/7:10	Freeman 1-yd. run
Oregon	7	70	1:57	35-14	2nd/2:40	Benoit 5-yd. run
Oregon	3	34	1:08	42-14	2nd/0:39	Mitchell 17-yd. pass from Herbert
Northern Illinois	0	0	0:00	7-0	1st/11:24	Lurry 87-yd. interception return
Northern Illinois	0	0	0:00	14-0	1st/1:13	Johnson 25-yd. interception return
Northern Illinois	6	75	2:22	21-17	4th/8:52	Huff 2-yd. run
Rutgers	7	75	3:30	7-0	1st/6:52	Edwards 2-yd. run
Rutgers	6	28	2:21	10-7	2nd/10:20	Harte 33-yd. FG
Rutgers	0	0	0:00	17-14	3rd/14:07	Hester 33-yd. interception return
Illinois	15	64	9:00	3-7	2nd/14:57	McLaughlin 25-yd. FG
Illinois	12	46	5:35	6-21	3rd/7:49	McLaughlin 25-yd. FG
Wisconsin	0	0	0:00	7-0	1st/12:34	Orr 78-yd. interception return
Wisconsin	11	61	5:47	10-0	1st/3:31	Gaglianone 37-yd. FG
Wisconsin	1	75	0:11	17-10	2nd/1:09	Taylor 75-yd. run
Wisconsin	10	93	5:42	24-17	3rd/4:56	Cephus 5-yd. pass from Hornibrook
Wisconsin	10	80	5:45	31-17	4th/9:08	Taylor 2-yd. run
Wisconsin	10	40	6:15	38-17	4th/2:40	Shaw 1-yd. run
Ohio State	9	96	2:44	7-0	1st/10:47	Dobbins 52-yd. run
Ohio State	9	85	3:48	14-0	1st/05:39	Barrett 6-yd. run
Ohio State	8	80	3:11	21-0	2nd/13:37	Hill 16-yd. pass from Barret
Ohio State	8	71	3:23	28-0	2nd/08:20	McLaurin 31-yd. pass from Barrett
Ohio State	8	59	2:29	35-0	2nd/01:10	Barrett 3-yd. run
Ohio State	9	75	3:31	42-0	3rd/11:29	Berry 16-yd. pass from Barrett
Ohio State	7	75	3:16	49-7	3rd/07:49	Baugh 18-yd. pass from Barret
Ohio State	15	66	6:24	56-14	4th/14:20	Hill 6-yd. pass from Barrett

NEBRASKA POINTS OFF TURNOVERS

Game	TOs Gained	TDs	FG-FGA	Pts.	(NU Fumbles/Lost, INT)
Arkansas State	2 (2/0 F/L, 2 INT)	1	0-0	7	0 (1/0 F/L, 0 INT)
Oregon	2 (3/1 F/L, 1 INT)	1	0-0	7	4 (1/0 F/L, 4 INT)
Northern Illinois	1 (3/1 F/L, 0 INT)	1	0-0	7	3 (2/0 F/L, 3 INT)
Rutgers	2 (1/0 F/L, 2 INT)	0	1-1	3	2 (1/0 F/L, 2 INT)
Illinois	1 (3/0 F/L, 1 INT)	0	0-0	0	1 (4/1 F/L, 0 INT)
Wisconsin	1 (1/0 F/L, 1 INT)	7	0-0	7	2 (1/1 F/L, 1 INT)
Ohio State	0 (0/0 F/L, 0 INT)	0	0-0	0	1 (0/0 F/L, 0 INT)

Nebraska	9 (12/2 F/L, 7 INT)	4	1-1	31	13 (10/2 F/L, 11 INT)
Opponent	13 (10/2 F/L, 11 INT)	7	1-1	52	9 (12/2 F/L, 7 INT)

STARTING FIELD POSITION*

	NU Avg. Start	Opp. Avg. Start	NU diff.
	(yards/drives/in 20/past 50)	(yards/drives/in 20/past 50)	
Arkansas State	28.3 (340/12/2/1)	23.4 (328/14/4/0)	+ 4.9
Oregon	31.9 (511/16/2/2)	34.1 (580/17/4/4)	-2.2
Northern Illinois	27 (378/14/5/2)	28.9 (347/12/1/1)	-1.9
Rutgers	37.4 (486/12/3/4)	25.5 (306/12/4/2)	+11.9
Illinois	20.5 (164/8/3/0)	30.8 (246/9/4/0)	-10.3
Wisconsin	24.7 (272/11/2/0)	26.1 (287/11/4/2)	-1.4
Ohio State	24.2 (242/10/2/0)	24.0 (216/9/2/0)	+0.2

Totals	28.8 (2393/83/19/9)	27.5 (2310/84/23/9)	+1.3
--------	---------------------	---------------------	------

*does not include drives with time of 0:00 (ie, defensive and special teams touchdowns, end of half turnovers, overtime, etc.)

PENALTY NUMBERS	NU Pen.-Yds.	Opp. Pen.-Yds
Arkansas State	8-75	9-63
Oregon	3-25	12-103
Northern Illinois	5-48	3-25
Rutgers	6-46	4-35
Illinois	5-70	5-49
Wisconsin	4-35	8-78
Ohio State	12-104	7-53
Purdue		
Northwestern		
Minnesota		
Penn State		
Iowa		
Totals (Avg. Per Penalty)	43-403 (9.4)	48-406 (8.5)
Avg-Game	6.1-57.6	6.9-58.0

Individual Career/Season Superlatives

SEASON AND CAREER, MOST PASSING YARDS

Player	2017	Career
Tanner Lee	303 vs. Ohio State	Same
Patrick O'Brien	46 vs. Ohio State	Same
Zack Darlington	None	14 vs. Tennessee, 2016
De'Mornay Pierson-El	None	16 at Northwestern, 2014

*Indicates touchdown pass

SEASON AND CAREER, MOST RECEIVING YARDS

Player	2017	Career
Tre Bryant		35 vs. Minnesota, 2016
Tyler Hoppes	40 vs. Arkansas State	Same
Tyjon Lindsey	18 vs. Northern Illinois	Same
Luke McNitt	11 vs. Arkansas State	Same
Stanley Morgan Jr.	115 vs. Wisconsin	Same
Devine Ozigbo	37 vs. Ohio State	42 at Purdue, 2015
Gabe Rahn	27 vs. Rutgers	35 vs. Wyoming, 2016
Bryan Reimers	3 vs. Northern Illinois	22 vs. Oregon, 2016
De'Mornay Pierson-El	101 vs. Northern Illinois	134 vs. USC, 2014
JD Spielman	200 vs. Ohio State	Same
Jack Stoll	12 vs. Ohio State	Same
Mikale Wilbon	14 vs. Northern Illinois	28 vs. BYU, 2015
Conor Young	31 vs. Ohio State	Same

*Indicates touchdown scored

SEASON AND CAREER, LONGEST PASS

2017	Career
80* vs. Wisconsin (Morgan)	Same
18 vs. Ohio State (Spielman)	Same
None	12 vs. Tennessee (Reilly)
None	16* at Northwestern (Armstrong)

SEASON AND CAREER, LONGEST CATCH

2017	Career
	35* vs. Minnesota (Armstrong)
37 at Oregon (Lee)	Same
14 vs. Ohio State (Lee)	Same
11 vs. Arkansas State (Lee)	Same
80* vs. Wisconsin (Lee)	Same
37 vs. Ohio State (Lee)	39 vs. Wyoming, 2016 (Armstrong)
17 vs. Rutgers (Lee)	35* vs. Wyoming, 2016 (Fyfe)
3 vs. Northern Illinois (Lee)	22* vs. Oregon, 2016 (Armstrong)
45* at Illinois (Lee)	46 at Northwestern, 2014 (Armstrong)
77* vs. Ohio State (Lee)	Same
12 vs. Ohio State (Lee)	Same
11 vs. Northern Illinois (Lee)	14 vs. BYU, 2015 (Armstrong)
23 vs. Ohio State (Lee)	Same

SEASON AND CAREER, MOST RUSHING YARDS

Player	2017	Career
Tre Bryant	192 vs. Arkansas State	Same
Jaylin Bradley	16 vs. Rutgers	Same
Tanner Lee	5 vs. Wisconsin; vs. Ohio State	Same
Caleb Lightbourn		4 vs. Wyoming, 2016
Tyjon Lindsey	5 at Oregon	Same
Stanley Morgan Jr.	2 vs. Arkansas State	Same
Luke McNitt	4 vs. Northern Illinois	4 at Iowa, 2016; vs. Northern Illinois
Devine Ozigbo	112 vs. Wisconsin	Same
Patrick O'Brien	11 vs. Ohio State	Same
De'Mornay Pierson-El	23 vs. Arkansas State	Same
JD Spielman	12 at Illinois	Same
Mikale Wilbon	90 vs. Northern Illinois	Same

*Indicates touchdown scored

SEASON AND CAREER, LONGEST RUN

2017	Career
35 vs. Arkansas State	Same
8 vs. Rutgers	
5 vs. Wisconsin; vs. Ohio State	Same
	4 vs. Wyoming, 2016
4 at Oregon	Same
2 vs. Arkansas State	Same
4 vs. Northern Illinois	Same
28 vs. Wisconsin	31 at Illinois, 2015
11 vs. Ohio State	Same
12 vs. Arkansas State	Same
8 at Illinois	Same
25 vs. Northern Illinois	32 at Northwestern, 2016

SEASON AND CAREER, MOST TACKLES, TFLS AND SACKS

Player	Tackles (2017)	Career	TFL (2017)	Career	Sacks (2017)	Career
Freedom Akinmoladun	4 vs. Northern Illinois; vs. Ohio St.	6 at Miami, 2015	1 at Illinois	2 3x, last vs. Maryland, 2016	1 at Illinois	2.0 vs. So. Miss, 2015; vs. Maryland, 2016
Avery Anderson	1 vs. Rutgers; at Illinois	1 at Ohio State, 2016; vs. Rutgers		Same		Same
Mohamed Barry	8 vs. Ohio State	Same		Same		Same
Dicaprio Bootle	4 at Oregon	Same	1 vs. Ohio State	Same		Same
Tony Butler	1 at Oregon	Same		Same		Same
Alex Davis	2 vs. Ohio State	Same	1 vs. Northern Illinois	Same	0.5 vs. Northern Illinois	Same
Carlos Davis	5 at Oregon; vs. Northern Illinois	6 at Iowa, 2016	2 at Illinois	Same	1.0 at Illinois	1.0 3x last at Illinois, 2017
Khalil Davis	3 vs. Northern Illinois; at Illinois	Same	2 vs. Northern Illinois	2 vs. Wyoming, 2016; NIU, 2017	1.0 at Illinois	Same
Marquel Dismuke	9 vs. Wisconsin	Same		Same		Same
Jolo Domann		1 4x, last at Wisconsin, 2016		Same		Same
Tyrin Ferguson	2 vs. Northern Illinois	Same		Same		Same
Luke Gifford	9 vs. Arkansas State	Same	1 5x, last vs. Ohio State	1 5x last vs. Wisconsin	1.0 vs. Wisconsin	Same
Lamar Jackson	5 vs. Arkansas State	6 vs. Fresno State		2 vs. Fresno State, 2016		1 vs. Fresno State, 2016
Chris Jones	2 vs. Wisconsin	6 vs. Oregon, 2016		2 at Northwestern, 2016		1.0 vs. Southern Miss, 2015; at NW, 2016
Boaz Joseph		2 at Wisconsin, 2016; at Ohio State, 2016		Same		Same
Joshua Kalu	10 vs. Wisconsin	Same		2 vs. BYU, 2015		1.0 vs. So. Miss, 2015; Fresno St., 2016
Sedrick King	7 vs. Ohio State	Same	1 vs. Ohio State	Same		Same
Eric Lee Jr.	7 vs. Arkansas State	Same	1 vs. Arkansas State	1 at Ohio State, 2016; ASU, 2017		1 at Ohio State, 2016
Luke McNitt	2 vs. Arkansas State	2 vs. Fresno State, 2016 vs. Arkansas St, 2017		Same		Same
Collin Miller	1 vs. Northern Illinois	Same		Same		Same
A.J. Natter		1 4x, last vs. Maryland		Same		Same
DaiShon Neal		1 at Northwestern; at Ohio State		Same		Same
Marcus Newby	10 at Oregon	Same	1 at Oregon; vs. Ohio State	1 10x, last at Oregon, 2017		1 4x, last vs. Maryland, 2016
Antonio Reed	6 vs. Rutgers; at Illinois	Same	1 at Oregon; vs. NIU	Same		Same
Avery Roberts	1 at Oregon; vs. Rutgers	Same		Same		Same
Mick Stoltzenberg	5 at Oregon	6 at Wisconsin, 2016	1 at Illinois	2 at Northwestern		1.0 vs. S. Alabama, 2015; at Wis., 2016
Ben Stille	4 at Illinois	Same	3 at Illinois	Same	1.0 at Illinois; vs. Ohio State	Same
Jeremiah Stovall	1 vs. Northern Illinois; vs. Rutgers	Same		Same		Same
Deontre Thomas	3 3x, last at Illinois	Same		Same		Same
Aaron Williams	12 at Oregon	Same	1 vs. Northern Illinois	1 8x, last vs. Northern Illinois, 2017		1.0 at Indiana, 2016; vs. Maryland, 2016
Kieron Williams	5 vs. Ohio State	10 at Indiana, 2016		1 4x, last vs. Purdue, 2016		Same
Chris Weber	15 vs. Ohio State	17 at Illinois, 2015	2 at Illinois	3 at Illinois, 2015	1.0 at Illinois	Same
Dedrick Young	14 vs. Ohio State	Same	13x, last vs. Ohio State	2 at Illinois, 2015; at Indiana, 2016	1 vs. Arkansas State, 2017	1.0 at Indiana, 2016; ASU, 2017



Nebraska Statistical Highs and Lows

NEBRASKA TOTALS	HIGHS	LOWS
Points Scored	43 vs. Arkansas State	14 vs. Ohio State
First Downs	25 vs. Arkansas State	15 vs. Ohio State
Rushing Attempts	47 vs. Rutgers	16 vs. Ohio State
Rushing Yards	225 vs. Arkansas State	44 vs. Ohio State
Passes Attempted	47 vs. Northern Illinois; vs. Ohio State	26 vs. Rutgers
Passes Completed	27 vs. Ohio State	13 vs. Rutgers
Had Intercepted	4 at Oregon	0 vs. Arkansas State; at Illinois
Passing Yards	349 vs. Ohio State	109 vs. Rutgers
Total Plays	83 vs. Northern Illinois	61 vs. Wisconsin
Total Yards	463 vs. Arkansas State	306 vs. Rutgers
Possession Time	36:34 vs. Northern Illinois	23:19 vs. Wisconsin
Fumbles	4 at Illinois	0 vs. Ohio State
Fumbles Lost	1 at Illinois; vs. Wisconsin	0 vs. Arkansas State; at Oregon; Northern Illinois; vs. Rutgers; vs. Ohio State
Turnovers	4 at Oregon	0 vs. Arkansas State
Turnover Margin	+2 vs. Arkansas State	-2 at Oregon; vs. Northern Illinois
Penalties	12 vs. Ohio State	3 at Oregon
Yards Penalized	104 vs. Ohio State	25 at Oregon
Sacks By-Yards Lost	5-32 at Illinois	0-0 at Oregon; vs. Rutgers
Team Tackles for Loss-Yards	10-47 at Illinois	1-6 vs. Wisconsin

OPPONENT TOTALS	HIGHS	LOWS
Points Scored	56 vs. Ohio State	6 at Illinois
First Downs	41 vs. Ohio State	12 vs. Rutgers
Rushing Attempts	49 vs. Wisconsin	21 vs. Arkansas State
Rushing Yards	353 vs. Wisconsin	68 vs. Rutgers
Passes Attempted	68 vs. Arkansas State	16 at Illinois
Passes Completed	46 vs. Arkansas State	9 vs. Wisconsin
Had Intercepted	2 vs. Arkansas State; vs. Rutgers	0 vs. Northern Illinois; vs. Ohio State
Passing Yards	415 vs. Arkansas State	106 at Illinois
Total Plays	89 vs. Arkansas State	53 vs. Rutgers; at Illinois
Total Yards	633 vs. Ohio State	194 vs. Rutgers
Possession Time	36:41 vs. Wisconsin	23:26 vs. Northern Illinois
Fumbles	3 at Oregon; vs. Northern Illinois; at Illinois	0 vs. Ohio State
Fumbles Lost	1 at Oregon; vs. Northern Illinois	0 vs. Arkansas State; at Illinois; vs. Wisconsin; vs. Ohio State
Turnovers	2 vs. Arkansas State; at Oregon	0 vs. Rutgers; vs. Ohio State
Turnover Margin	+2 at Oregon; vs. Northern Illinois	-2 vs. Arkansas State
Penalties	12 at Oregon	3 vs. Northern Illinois
Yards Penalized	103 at Oregon	25 vs. Northern Illinois
Sacks By-Yards Lost	3-24 vs. Northern Illinois	0-0 vs. Rutgers; vs. Ohio State
Team Tackles for Loss-Yards	9-37 vs. Northern Illinois	3-9 vs. Wisconsin

NEBRASKA INDIVIDUAL HIGHS

Most Rushing Attempts.....	31; Tre Bryant vs. Arkansas State
Most Net Rushing Yards.....	192; Tre Bryant vs. Arkansas State
Most Rushing TDs.....	2; Tanner Lee vs. Northern Illinois
Longest TD Run.....	7; Mikale Wilbon vs. Arkansas State
Longest Run, No TD.....	35; Tre Bryant vs. Arkansas State
Most Pass Attempts.....	47; Tanner Lee vs. Northern Illinois
Most Completed Passes.....	25; Tanner Lee vs. Northern Illinois
Most Passing Yards.....	303; Tanner Lee vs. Ohio State
Most Passing TDs.....	3; Tanner Lee at Oregon; at Illinois
Longest TD Pass.....	80; Tanner Lee to Stanley Morgan vs. Wisconsin
Longest Pass, No TD.....	38; Tanner Lee to JD Spielman vs. Ohio State
Most Pass Receptions.....	11; JD Spielman vs. Ohio State
Most Receiving Yards.....	200; JD Spielman vs. Ohio State
Most TD Receptions.....	2; Stanley Morgan at Oregon
Most Total Offense Attempts.....	54; Tanner Lee vs. Northern Illinois (7 rush, 47 passes)
Most Total Offense Yards.....	281; Tanner Lee vs. Northern Illinois (-18 rush, 299 pass)
Most All-Purpose Attempts.....	31; Tre Bryant vs. Arkansas State (31 rushes)
Most All-Purpose Yards.....	261; JD Spielman vs. Ohio State
Most Touchdowns Scored.....	2; Stanley Morgan at Oregon; Tanner Lee vs. Northern Illinois
Most Field Goals Attempted.....	2; Drew Brown vs. Arkansas State; vs. Wisconsin
Most Field Goals Made.....	2; Drew Brown vs. Arkansas State; vs. Rutgers
Longest Field Goal Made.....	41; Drew Brown vs. Arkansas State; vs. Rutgers
Longest Field Goal Attempted.....	41; Drew Brown vs. Arkansas State
Most Interceptions.....	1; Several Players
Longest Interception TD Return.....	1; Aaron Williams vs. Wisconsin
Longest Interception Return, No TD.....	27; Aaron Williams at Oregon
Longest Fumble TD Return.....	None
Longest Fumble Return, No TD.....	None
Longest Punt Return, TD.....	None
Longest Punt Return, No TD.....	63; De'Mornay Pierson-El vs. Rutgers
Most Punt Return Yardage.....	56; De'Mornay Pierson-El vs. Rutgers
Longest Kickoff Return, TD.....	99; JD Spielman vs. Arkansas State
Longest Kickoff Return, No TD.....	50; JD Spielman vs. Northern Illinois
Longest Blocked Punt, TD.....	None
Longest Blocked Field Goal Return.....	None
Most Kickoff Return Yardage.....	99; JD Spielman vs. Arkansas State
Most Punts.....	7; Caleb Lightbourn at Oregon (40.3 avg)
Highest Punting Average.....	48.0; Caleb Lightbourn vs. Ohio State (4 punts)
Longest Punt.....	69; Caleb Lightbourn vs. Wisconsin

Nebraska Statistical Highs and Lows

NEBRASKA INDIVIDUAL HIGHS....(CONTINUED)

Most Total Tackles.....	15; Chris Weber vs. Ohio State (4 solo, 11 asst.)
Most Solo Tackles.....	8; Aaron Williams vs. Wisconsin
Most Tackles for Loss	3; Ben Stille at Illinois (11 yards)
Most Yards Lost.....	13; Carlos Davis at Illinois (2 TFL)
Most Quarterback Sacks.....	1; Six times
Most Yards Lost.....	12; Carlos Davis at Illinois (1.0 sack)
Most Pass Breakups	1; Nine times
Most Blocked Field Goals	None
Most Blocked Punts.....	None
Most Blocked PAT	None

OPPONENT INDIVIDUAL HIGHS

Most Yards Rushing	249; Jonathan Taylor (Wisconsin)
Most Rushing Attempts.....	29; Royce Freeman (Oregon)
Most Yards Passing	415; Justice Hansen (Arkansas State)
Most Passing Attempts.....	68; Justice Hansen (Arkansas State)
Most Pass Completions	46; Justice Hansen (Arkansas State)
Most Pass Receptions.....	9; Chris Murray (Arkansas State)
Most Yards Receiving.....	117; Charles Nelson (Oregon)

OPPONENT INDIVIDUAL LONGEST PLAYS

Rush.....	75; Jonathan Taylor (Wisconsin)
Pass.....	51; Justin Herbert to Johnny Johnson (Oregon)
Field Goal.....	39; Sawyer Williams (Arkansas State)
Punt Return	63; Blaise Taylor (Arkansas State)
Kickoff Return.....	30; K.J. Hicks (Ohio State)
Fumble Return.....	None
Interception Return.....	87*; Shawun Lurry (Northern Illinois)
Punt.....	55; Grace Cody (Arkansas State)

Nebraska Starting Lineups

HUSKER OFFENSIVE STARTERS GAME-BY-GAME

Opponent	WR	WR	TE	RT	RG	C	LG	LT	QB	IB	FB	PK
Arkansas State	Morgan Jr.	Pierson-El	Hoppes	Knevel	Farmer	Conrad	Foster	Gates	Lee	Bryant	Ketter [^]	Brown
Oregon	Morgan Jr.	Pierson-El	Hoppes	Farniok	Farmer	Conrad	Foster	Gates	Lee	Bryant	Ketter [^]	Brown
Northern Illinois	Reimers	Spielman	Hoppes	Farniok	Farmer	Conrad	Foster	Gates	Lee	Wilbon	Ketter [^]	Brown
Rutgers	Pierson-El	Spielman	Hoppes	Jaimes	Farmer	Decker	Foster	Gates	Lee	Wilbon	#Rahn	Brown
Illinois	Morgan Jr.	Pierson-El	Hoppes	Jaimes	Farmer	Decker	Foster	Gates	Lee	Wilbon	Ketter [^]	Brown
Wisconsin	Reimers	Spielman	Ketter	Jaimes	Farmer	Decker	Foster	Gates	Lee	Wilbon	McNitt	Brown
Ohio State	Young	Pierson-El	Hoppes	Jaimes	Farmer	Decker	Foster	Gates	Lee	Wilbon	Ketter [^]	Brown
Purdue												
Northwestern												
Minnesota												
Penn State												
Iowa												
B1G												

#-opened in three wide receiver formation; %-NU opened in a four-receiver set (three receivers and a tight end); ^-NU opened in two tight end set; \$-NU opened in four receiver set (no tight end); &-NU opened in three tight end set.

HUSKER DEFENSIVE STARTERS GAME-BY-GAME

Opponent	DE	NT	DE	OLB	LB	LB	OLB	CB	S	S	CB	P
Arkansas State	Akinmoladun	Stoltenberg	C. Davis	Newby	Weber	Young II	Gifford	Lee Jr.	Kalu	A. Williams	Jackson	Lightbourn
Oregon	Akinmoladun	Stoltenberg	C. Davis	Newby	Weber	Young II	Gifford	Lee Jr.	Kalu	A. Williams	Jackson	Lightbourn
Northern Illinois	Akinmoladun	Stoltenberg	C. Davis	Newby	Weber	Young II	Gifford	Lee Jr.	Reed	A. Williams	Jackson	Lightbourn
Rutgers	Akinmoladun	Stoltenberg	C. Davis	King	Weber	Young II	Gifford	Lee Jr.	Reed	A. Williams	Jackson	Lightbourn
Illinois	Akinmoladun	Stoltenberg	C. Davis	King	Weber	Young II	Gifford	Lee Jr.	Reed	A. Williams	Jackson	Lightbourn
Wisconsin	Akinmoladun	Stoltenberg	C. Davis	Stille	Weber	Young II	Gifford	Lee Jr.	Reed	A. Williams	Jackson	Lightbourn
Ohio State	Akinmoladun	Stoltenberg	C. Davis	King	Weber	Young II	Gifford	Jones	Kalu	Bootle	Jackson	Lightbourn
Purdue												
Northwestern												
Minnesota												
Penn State												
Iowa												
B1G												

* - NU opened with nickel package # - NU opened with dime packages; %-NU opened with five defensive linemen; @-NU opened with three safeties; !-NU opened with 3 defensive ends

Overall Participation

PLAYER (GAMES):

Freedom Akinmoladun (7/7); Avery Anderson (7/-); Mohamed Barry (7/-); Dicaprio Bootle (7/1); Jaylin Bradley (3/-); Drew Brown (7/-); Tre Bryant (2/2); Tony Butler (7/-); Brett Classen (2/-); Cole Conrad (6/3); Zack Darlington (7/-); Alex Davis (7/-); Carlos Davis (7/7); Khalil Davis (7/-); Michael Decker (5/4); Marquel Dismuke (7/-); Tanner Farmer (7/7); Matt Farniok (3/2); Tyrin Ferguson (5/-); Jerald Foster (7/7); Nick Gates (7/7); Christan Gaylord (6/-); Luke Gifford (7/7); Tyler Hoppes (7/6); Lamar Jackson (7/7); Brenden James (4/4); Chris Jones (2/1); Joshua Kalu (4/4); Reid Karel (7/-); Connor Ketter (7/6); Sedrick King (5/3); David Knevel (4/1); Eric Lee Jr. (7/6); Tanner Lee (7/7); Caleb Lightbourn (7/-); Tyjon Lindsey (7/-); Luke McNitt (7/1); Collin Miller (7/-); Stanley Morgan (6/3); DaiShon Neal (7/-); Marcus Newby (5/3); Peyton Newell (2/-); Patrick O'Brien (2/-); Jordan Ober (7/-); Devine Ozigbo (5/1); De'Mornay Pierson-El (7/5); Gabe Rahn (7/1); John Raridon (1/-); Antonio Reed (6/3); Bryan Reimers (5/2); Avery Roberts (7/-); Austin Rose (7/-); Matt Snyder (7/-); JD Spielman (7/3); Ben Stille (4/1); Jack Stoll (7/-); Mick Stoltenberg (7/7); Jeremiah Stovall (7/-); Eli Sullivan (1/-); Deontre Thomas (7/-); Chris Weber (7/7); Jacob Weinmaster (7/-); Mikale Wilbon (6/4); Aaron Williams (6/6); Kieron Williams (7/-); Boe Wilson (6/-); Conor Young (7/1); Dedrick Young (7/7)

Game 1 | Nebraska 43, Arkansas St. 36

SCORE BY QUARTERS	1	2	3	4	FINAL
Arkansas State	14	12	0	10	36
Nebraska	17	10	7	9	43

Lincoln (Sept. 2) --- Sophomore I-back Tre Bryant erupted for a career-high 192 yards on 31 carries to pace Nebraska to a 43-36 win over Arkansas State in the season opener for both teams.

Bryant had 114 of his yards in the second half, as Nebraska built a 14-point fourth quarter lead and weathered a frantic finish. Leading 43-29 after a Husker safety, ASU's Justice Hansen hit Kendrick Edwards on a three-yard touchdown pass with 47 seconds left to pull the Red Wolves within 43-36. Arkansas State then recovered an on-side kick to keep its upset hopes alive. The Red Wolves drove to the 11-yard line with 11 seconds remaining before the Blackshirts preserved the win. On first down, Lamar Jackson broke up a pass in the end zone intended for Justin McInnis, before Hansen threw too high to Edwards on the game's final play.

Hansen set the Arkansas State record and tied the Nebraska individual opponent passing record by completing 46 throws on a Nebraska opponent-record-tying 68 attempts. He finished with 415 passing yards and three touchdowns, but he also threw a pair of costly interceptions.

Husker quarterback Tanner Lee led a balanced NU attack, completing 19-of-32 passes for 238 yards and two touchdowns without committing a turnover, as Nebraska threw for 238 and rushed for 225. Stanley Morgan led the Huskers with five catches for 102 yards to set career bests in both categories. Freshman JD Spielman accounted for 143 all-purpose yards, highlighted by a 99-yard kickoff return in the first quarter. Six Huskers had multiple catches on the evening.

Leading 27-26 at the half, Bryant took over for the Huskers in the third quarter. His one-yard touchdown run with 11:14 left in the third quarter pushed Nebraska's lead to 34-26, before the Blackshirts slowed down the Red Wolves by allowing just 43 yards in the third quarter. The Huskers extended their lead to 41-26 early in the fourth quarter on an eight-yard pass from Lee to senior De'Mornay Pierson-El to cap a six-play, 53-yard drive with 12:25 left in the game.



SCORING SUMMARY

QTR	TIME	TEAM	SCORE
1st	09:52	NEB	Brown 21 yd field goal
1st	05:07	ASU	Taylor 63 yd punt return (Williams kick)
1st	04:53	NEB	Spielman 99 yd kickoff return (Brown kick)
1st	02:12	ASU	Murray 29 yd pass from Hansen (Williams kick)
1st	00:32	NEB	Morgan 44 yd pass from Lee (Brown kick)
2nd	09:57	NEB	Wilbon 7 yd run (Brown kick)
2nd	07:00	ASU	TEAM safety
2nd	03:45	ASU	Mack 3 yd pass from Hansen (Williams kick)
2nd	01:02	NEB	Brown 41 yd field goal
2nd	00:00	ASU	Williams 39 yd field goal
3rd	11:14	NEB	Bryant 1 yd run (Brown kick)
4th	12:25	NEB	Pierson-El 8 yd pass from Lee (Brown kick)
4th	09:27	ASU	Williams 31 yd field goal
4th	05:52	NEB	TEAM safety
4th	00:47	ASU	Edwards 3 yd pass from Hansen (Williams kick)

TEAM STATISTICS

	ASU	NEB
FIRST DOWNS	32	25
RUSHES-YARDS (NET)	21-82	38-225
PASSING YDS (NET)	415	238
Passes Att-Comp-Int	68-46-2	32-19-0
TOTAL OFFENSE PLAYS-YARDS	89-497	70-463
Fumble Returns-Yards	0-0	0-0
Punt Returns-Yards	1-63	1-1
Kickoff Returns-Yards	3-62	2-114
Interception Returns-Yards	0-0	2-0
Punts (Number-Avg)	5-39.6	5-42.4
Fumbles-Lost	2-0	1-0
Penalties-Yards	9-63	8-75
Possession Time	27:42	32:18
Third-Down Conversions	7 of 13	7 of 14
Fourth-Down Conversions	0 of 0	0 of 0
Red-Zone Scores-Chances	3-5	4-4
Sacks By: Number-Yards	1-7	1-5

RUSHING: AS- Wand Warren 12-69; Jamal Jones 4-14; Chris Murray 1-2; Justice Hansen 4-3; **Nebraska-**Tre Bryant 31-192; De'Mornay Pierson-El 2-23; Mikale Wilbon 2-15; Stanley Morgan Jr. 1-2; Luke McNitt 1-0; Tanner Lee 1-7

PASSING: AS- Justice Hansen 46-68-2-415-3. **Nebraska-**Tanner Lee 19-32-0-238-2

RECEIVING: AS- Chris Murray 9-90; Kendrick Edwards 8-100; Christian Booker 7-72; Omar Bayless 7-42; Blake Mack 5-50; Dijon Paschal 3-23; Justin McInnis 3-22; Warren Wand 2-15; Jamal Jones 2-1. **Nebraska-**Stanley Morgan Jr. 5-102; Tyler Hoppes 3-40; Tyjon Lindsey 3-14; Mikale Wilbon 3-7; JD Spielman 2-44; De'Mornay Pierson-El 2-20; Luke McNitt 1-11.

INTERCEPTIONS: FS- None. **Nebraska-**Joshua Kalu 1-0; Tyrin Ferguson 1-0

FUMBLES: FS- Justice Hansen 1-0; Blaise Taylor 1-0. **Nebraska-**Mikale Wilbon 1-0

SACKS (Sacks-Yds): AS- Caleb Caston 1-7. **Nebraska-** Dedrick Young II 1-5

TACKLE LEADER (UA-A): AS-Kyle Wilson 3-7. **Nebraska-**Luke Gifford 4-5

Game 2 | Oregon 42, Nebraska 35

SCORE BY QUARTERS	1	2	3	4	FINAL
Nebraska	7	7	14	7	35
Oregon	21	21	0	0	42

Eugene, Ore. (Sept. 9) -- Nebraska's defense held Oregon scoreless on seven straight possessions in the second half to spur a furious rally, but the Ducks forced four turnovers, including a clinching interception in the final two minutes and held on for a 42-35 victory at Autzen Stadium.

NU trailed 42-14 at halftime but scored on its first two possessions of the second half to stay in the game. The Husker defense forced two turnovers and another turnover on downs to redeem themselves from a first half in which Oregon amassed 409 yards.

Antonio Reed forced a fumble by running back Royce Freeman that linebacker Aaron Williams recovered at the Oregon 22-yard line, and it led to a Mikale Wilbon 2-yard touchdown run to pull Nebraska within seven with 2:47 remaining.

The Huskers used their three time outs in forcing a three-and-out and regained possession with 2:17 remaining on the Nebraska 43-yard line. But on the first play from scrimmage, Oregon cornerback Uguchukwu Amadi intercepted Tanner Lee to clinch the win. Lee was 19-of-41 passing for 252 yards and three touchdowns, with four interceptions. Sophomore running back Tre Bryant ran 20 times for 107 yards for his second straight 100-yard rushing game, as the Huskers finished with 361 yards of total offense.

Justin Herbert completed 25 of 33 passes for 365 yards and three touchdowns, and Freeman ran 29 times for 153 yards and two touchdowns, as the Ducks amassed 566 total yards, but only 157 came in the second half.

Oregon scored on its first possession before a Husker turnover led to another Ducks touchdown just 3:31 into the game. Nebraska settled in and went on a 10-play, 95-yard drive capped by De'Mornay Pierson-El's 23-yard touchdown catch. Nebraska eventually pulled to within 21-14 after a Tre Bryant touchdown run early in the second quarter, but Oregon took control with 21 straight points to close the half.

Lee directed two scoring drives, sandwiched around a three-and-out by the defense, to start the second half. On the second play of the half, Lee hit Pierson-El for a 34-yard pass to get the Huskers into Oregon territory. On 4th-and-10, Morgan gained 22 yards on a catch-and-run, and then hauled in an 18-yard touchdown pass on the next play. Morgan finished with career highs of seven receptions and 103 yards to increase his career total to 962 receiving yards.

NU's next drive began at the Husker 47-yard line. This time, Bryant paced the Huskers with rushes of 12, 8 and 5 yards, before Lee found Morgan for a 28-yard touchdown, pulling Nebraska within 42-28.

SCORING SUMMARY

1st	13:42	ORE	Schooler 32 yd pass from Herbert (Schneider kick)
1st	11:31	ORE	Nelson 8 yd pass from Herbert (Schneider kick)
1st	03:03	NEB	Pierson-El 23 yd pass from Lee (Brown kick)
1st	00:00	ORE	Freeman 2 yd run (Schneider kick)
2nd	13:26	NEB	Bryant 5 yd run (Brown kick)
2nd	07:10	ORE	Freeman 1 yd run (Schneider kick)
2nd	02:40	ORE	Benoit 5 yd run (Schneider kick)
2nd	00:39	ORE	Mitchell 17 yd pass from Herbert (Schneider kick)
3rd	12:50	NEB	Morgan 18 yd pass from Lee (Brown kick)
3rd	08:52	NEB	Morgan 28 yd pass from Lee (Brown kick)
4th	02:47	NEB	Wilbon 2 yd run (Brown kick)

TEAM STATISTICS

	NEB	ORE
FIRST DOWNS	19	22
RUSHES-YARDS (NET)	29-109	44-201
PASSING YDS (NET)	252	365
Passes Att-Comp-Int	41-19-4	33-25-1
TOTAL OFFENSE PLAYS-YARDS	70-361	77-566
Fumble Returns-Yards	0-0	0-0
Punt Returns-Yards	0-0	2-1
Kickoff Returns-Yards	1-11	2-28
Interception Returns-Yards	1-27	4-84
Punts (Number-Avg)	7-40.3	5-37.0
Fumbles-Lost	1-0	3-1
Penalties-Yards	3-25	12-103
Possession Time	29:22	30:38
Third-Down Conversions	2 of 14	7 of 14
Fourth-Down Conversions	2 of 2	0 of 1
Red-Zone Scores-Chances	3-3	5-6
Sacks By: Number-Yards	0-0	2-17

RUSHING: ORE- Royce Freeman 29-153; Justin Herbert 5-31; Tony Brooks-James 6-7; Charles Nelson 2-6; Kani Benoit 1-5; TEAM 1-minus-1. **Nebraska-** Tre Bryant 20-107; Mikale Wilbon 3-8; Tyjon Lindsey 2-5; Luke McNitt 1-2; Nick Gates 0-6; Tanner Lee 3-minus-19;

PASSING: ORE- Justin Herbert 25-33-1-365-3. **Nebraska-**Tanner Lee 19-41-4-252-3

RECEIVING: ORE-Charles Nelson 8-117; Dillon Mitchell 5-80; Johnny Johnson III 4-80; Brenden Schooler 3-41; Cam McCormick 1-22; Jacob Breeland 1-13; Royce Freeman 1-9; Tony Brooks-James 1-2; Kani Benoit 1-1. **Nebraska-**Stanley Morgan Jr. 7-103; De'Mornay Pierson-El 4-67; Tyjon Lindsey 3-12; Tyler Hoppes 2-37; JD Spielman 2-29; Mikale Wilbon 1-4.

INTERCEPTIONS: ORE-Tyree Robinson 1-35; Thomas Graham Jr. 2-28; Uguchukwu Amadi 1-21. **Nebraska-**Williams, Aaron 1-27

FUMBLES: ORE-Royce Freeman 1-1; Charles Nelson 1-0; Justin Herbert 1-0 **Nebraska-**Tanner Lee 1-0

SACKS (Sacks-Yds): ORE-Troy Dye 1-10; Jonah Moi 1-7. **Nebraska-**None

TACKLE LEADER (UA-A): ORE-Troy Dye 7-4. **Nebraska-**Aaron Williams 6-5



Game 3 | Northern Illinois 21, Nebraska 17

SCORE BY QUARTERS	1	2	3	4	FINAL
Northern Illinois	14	0	0	7	21
Nebraska	0	0	10	7	17

Lincoln (Sept. 16) -- Nebraska put up 171 more yards of total offense than Northern Illinois, but the Huskies used three interceptions, including a pair of first-quarter pick sixes, to defeat the Huskers, 21-17. The loss snapped Nebraska's eight-game home winning streak.

Nebraska quarterback Tanner Lee completed 25-of-47 passes for 299 yards on the day, but he threw a trio of interceptions and was sacked three times. After Nebraska drove quickly down the field on the opening drive, NIU's Shawun Lurry jumped a wide receiver screen and raced 87 yards for a touchdown to give the Huskies an early 7-0 lead. Later in the quarter, Jawuan Johnson picked off another Lee pass and scampered 25 yards to put NIU up 14-0.

While the offense was unable to get untracked, the Blackshirts played solid on defense to keep the Northern Illinois offense off the board in the first half. In fact, Nebraska out-yarded NIU, 201-88, in the half and ran 43 plays compared to just 25 for the Huskies.

The Huskers got on the scoreboard midway through the third quarter, as Lee scored on a four-yard run after Marquel Dismuke recovered a muffed NIU punt at the 2-yard line. Nebraska cut the margin to 14-10 with 15 seconds left in the third quarter on Drew Brown's 36-yard field goal to finish a 15-play, 71-yard drive. The Huskers then took their first lead of the day on Lee's one-yard touchdown run with 11:14 left in the game to cap a six-play, 63-yard march by the Big Red.

However, Nebraska's lead was short-lived, as Northern Illinois quarterback Daniel Santacaterina moved the Huskies 75 yards in just six plays to put NIU back in front 21-17 with 8:52 remaining.

Nebraska had two chances to answer down the stretch, the first drive ended with an incomplete pass on 4th-and-7 at the NIU 33 with 5:31 left. The Blackshirts got another stop with 3:09 left, but Lee was intercepted for the third time on 4th-and-14 from the Nebraska 16 with 1:36 left.

NU I-back Mikale Wilbon led the Nebraska backs with 90 yards on 24 carries. De'Mornay Pierson-El led Nebraska's receivers with 101 yards on a career-high eight receptions while Stanley Morgan Jr. added six catches for 94 yards to go over 1,000 yards receiving in his career.

Jordan Huff led the Northern Illinois running game with 105 yards and a touchdown on just 16 carries, while Santacaterina threw for 128 yards on 15-of-22 passing to improve to 2-0 as a starter for the Huskies this season.

SCORING SUMMARY

QTR	TIME	TEAM	SCORE
1st	11:24	NIU	Lurry 87 yd interception return (Hagan kick)
1st	01:13	NIU	Johnson 25 yd interception return (Hagan kick)
3rd	08:05	NEB	Lee 4 yd run (Brown kick)
3rd	00:15	NEB	Brown 36 yd field goal
4th	11:14	NEB	Lee 1 yd run (Brown kick)
4th	08:52	NIU	Huff 2 yd run (Hagan kick)

TEAM STATISTICS

	NIU	NEB
FIRST DOWNS	13	18
RUSHES-YARDS (NET)	31-85	36-85
PASSING YDS (NET)	128	299
Passes Att-Comp-Int	23-15-0	47-25-3
TOTAL OFFENSE PLAYS-YARDS	54-213	83-384
Fumble Returns-Yards	0-0	0-0
Punt Returns-Yards	2--10	5-13
Kickoff Returns-Yards	1-25	3-91
Interception Returns-Yards	3-121	0-0
Punts (Number-Avg)	8-46.4	6-47.3
Fumbles-Lost	3-1	2-0
Penalties-Yards	3-25	5-48
Possession Time	23:26	36:34
Third-Down Conversions	3 of 13	6 of 19
Fourth-Down Conversions	0 of 0	2 of 4
Red-Zone Scores-Chances	1-2	3-5
Sacks By: Number-Yards	3-24	2-14

RUSHING: NIU- Jordan Huff 16-105; Marcus Childers 2-10; Marcus Jones 1-3; Christian Blake 1-minus-1; Daniel Santacaterina 7-minus-9; Team 4-minus-23. **Nebraska**-Mikale Wilbon 24-90; Devine Ozigbo 2-8; Luke McNitt 1-4; JD Spielman 2-1; Tanner Lee 7-minus-18

PASSING: NIU- Daniel Santacaterina 15-22-0-128-0; Christian Blake 0-1-0-0-0. **Nebraska**- Tanner Lee 25-47-3-299-0

RECEIVING: NIU- Christian Blake 5-77; Jawuan Wesley 3-29; D.J. Brown 3-18; Spencer Tears 2-minus-3; Jordan Huff 1-6; Marcus Jones 1-1. **Nebraska**-De'Mornay Pierson-El 8-101; Stanley Morgan Jr. 6-94; JD Spielman 3-52; Mikale Wilbon 3-14; Tyjon Lindsey 2-18; Tyler Hoppes 2-17; Bryan Reimers 1-3

INTERCEPTIONS: NIU- Jawuan Johnson 1-25; Josh Corcoran 1-9; Shawun Lurry 1-87. **Nebraska**-None

FUMBLES: NIU- TEAM 1-0; Jalen Embry 1-1; Daniel Santacaterina 1-0. **Nebraska**-Mikale Wilbon 1-0; De'Mornay Pierson-El 1-0.

SACKS (Sacks-Yds): NIU- Sutton Smith 2-14; Ben Leroy 1-8. **Nebraska**- Luke Gifford 0.5-4; Carlos Davis 0.5-4; Khalil Davis 0.5-3; Alex Davis 0.5-3

TACKLE LEADER (UA-A): NIU-Bobby Jones 5-9. **Nebraska**-Luke Gifford 4-4

Game 4 | Nebraska 27, Rutgers 17

SCORE BY QUARTERS	1	2	3	4	FINAL
Rutgers	7	3	7	0	17
Nebraska	7	7	7	6	27

Lincoln (Sept. 23) -- Nebraska's defense produced another strong effort, while the offense used a powerful ground game fueled by Devine Ozigbo and Mikale Wilbon to claim a 27-17 win over Rutgers

Nebraska dominated the second half on both sides of the ball, erasing a 17-14 deficit in the opening minutes of the second half following Kiy Hester's interception return for a TD off Tanner Lee.

Two drives later, Lee led the Huskers on a massive 17-play, 97-yard march that consumed 8:10 and culminated with his eight-yard touchdown strike to De'Mornay Pierson-El with 2:49 left in the third quarter.

While the Husker offense assumed control, the Blackshirts continued to show consistent improvement on defense. After allowing Rutgers to open the game 2-for-2 on third-down conversions on an 11-play, 75-yard drive that was capped by a Gus Edwards two-yard touchdown run, the Blackshirts forced the Scarlet Knights to go without a conversion on their next eight third-down attempts.

The Blackshirts also provided a big play of their own late in the third quarter with Antonio Reed's interception and 19-yard return. Nebraska converted the turnover into points five plays later on Drew Brown's 32-yard field goal with 14:10 left.

Then Ozigbo, who had two carries in NU's first three games, took over. The junior carried nine times for 42 yards on a game-clinching 12-play, 50-yard drive to set up Brown's 27-yard field goal.

Ozigbo finished the game with a career-high 24 carries for 101 yards, including 19 carries for 85 yards in the second half. Ozigbo and starter Mikale Wilbon led a Big Red rushing binge that racked up 197 yards on 47 carries against the Rutgers defense. Wilbon finished with 78 yards and a touchdown

JD Spielman added a career-best five receptions for 46 yards and a score to lead Nebraska's air attack, as his 18-yard touchdown reception on a Lee pass with 6:52 left in the first quarter tied the game at 7-7. Pierson-El contributed three catches for 22 yards and a touchdown, which gave Nebraska the lead for good at 21-17 with 2:49 left in the third quarter. Pierson-El also gave Nebraska's its biggest play of the day with his 63-yard punt return midway through the second quarter to set up Wilbon's scoring run.

For the game, Nebraska finished with 306 yards of total offense on 73 plays while accumulating 35:21 of possession time. The Blackshirts held the Scarlet Knights to just 194 total yards on just 53 plays, including just 68 rushing yards on 24 carries.

SCORING SUMMARY

1st	10:28	RU	Edwards 2 yd run (Harte kick)
1st	06:52	NEB	Spielman 18 yd pass from Lee (Brown kick)
2nd	10:20	RU	Harte 33 yd field goal
2nd	04:48	NEB	Wilbon 4 yd run (Brown kick)
3rd	14:07	RU	Hester 33 yd interception return (Harte kick)
3rd	02:49	NEB	Pierson-El 8 yd pass from Lee (Brown kick)
4th	14:10	NEB	Brown 32 yd field goal
4th	05:59	NEB	Brown 27 yd field goal

TEAM STATISTICS

	RU	NEB
FIRST DOWNS	12	21
RUSHES-YARDS (NET)	24-68	47-197
PASSING YDS (NET)	126	109
Passes Att-Comp-Int	29-15-2	26-13-2
TOTAL OFFENSE PLAYS-YARDS	53-194	73-306
Fumble Returns-Yards	0-0	0-0
Punt Returns-Yards	0-0	3-56
Kickoff Returns-Yards	2-41	2-49
Interception Returns-Yards	2-33	2-16
Punts (Number-Avg)	6-45.7	5-38.8
Fumbles-Lost	1-0	1-0
Penalties-Yards	4-35	6-46
Possession Time	24:39	35:21
Third-Down Conversions	3 of 12	8 of 17
Fourth-Down Conversions	0 of 1	0 of 0
Red-Zone Scores-Chances	2-2	5-5
Sacks By: Number-Yards	0-0	0-0

RUSHING: RU-Gus Edwards 15-58; Robert Martin 5-14; Kyle Bolin 1-11; Jonathan Lewis 1-2; Raheem Blackshear 1-1; TEAM 1-minus-18. **Nebraska**-Devine Ozigbo 24-101; Mikale Wilbon 14-78; Jaylin Bradley 6-16; JD Spielman 1-6; TEAM 2-minus-4

PASSING: RU- Kyle Bolin 15-29-2-126-0. **Nebraska**-Tanner Lee 13-26-2-109-2

RECEIVING: RU-Dacoven Bailey 3-38; Hunter Hayek 3-32; Jerome Washington 3-27; Robert Martin 2-minus-5; Damon Mitchell 1-16; Nakia Griffin-Stewart 1-12; Jawuan Harris 1-4; Gus Edwards 1-2. **Nebraska**-JD Spielman 5-46; De'Mornay Pierson-El 3-22; Gabe Rahn 2-27; Tyler Hoppes 2-16; Mikale Wilbon 1-minus-2

INTERCEPTIONS: RU-Kiy Hester 1-33; Blessuan Austin 1-0; Dixon, D'Cota 1-5. **Nebraska**-Antonio Reed 1-19; Luke Gifford 1-minus-3

FUMBLES: RU-Team 1-0 **Nebraska**-Devine Ozigbo 1-0.

SACKS (Sacks-Yds): RU-None. **Nebraska**-None

TACKLE LEADER (UA-A): RU-Trevor Morris 4-9 **Nebraska**-Antonio Reed 4-2; Luke Gifford 3-3; Dedrick Young 3-3.

Game 5 | Nebraska 28, Illinois 6

SCORE BY QUARTERS	1	2	3	4	FINAL
Nebraska	7	14	0	7	28
Illinois	0	3	3	0	6

Champaign, Ill. (Sept. 29) -- Nebraska scored touchdowns on its first three offensive possessions and held Illinois to under 200 yards of total offense in a 28-6 victory Friday night in Champaign.

The Husker offense totaled 411 yards on the night, while the Blackshirts held the Illini to 199 yards, as the Blackshirts held its third straight opponent to 250 yards or less. NU's defense notched season highs in both tackles for loss and sacks with 10 and five, respectively.

Nebraska's offense included 246 yards and three touchdowns from quarterback Tanner Lee on 17-for-24 passing, while Devine Ozigbo rushed for a career-high 106 yards, as NU had 165 yards on the ground.

After missing last week's game due to an injury, Stanley Morgan Jr. returned to the lineup and caught a career-high eight passes for 96 yards, including a 23-yard touchdown, while De'Mornay Pierson-El had four catches for 94 yards.

On its first possession, the Huskers went 88 yards on eight plays, capped by a 45-yard touchdown pass to Pierson-El for his fourth TD catch of the year.

The Illini responded with a 15-play drive that ate nine minutes off the clock. Illinois had 1st-and-goal at the three, but the Blackshirts stiffened and held the Illini to a field goal.

Nebraska's offense got the ball back and Lee again led a scoring drive, and he was a perfect 5-for-5 on the drive for 52 yards. Ozigbo ended the drive with a 15-yard scamper to make it 14-3.

The Huskers stretched the lead to 21-3, as Lee marched the Huskers 89 yards capped by a 6-yard TD pass to Tyler Hoppes for his first career score. Lee was 11-for-13 in the first half for 167 and two touchdowns, including a perfect 9-for-9 in the second quarter for 110 yards.

Nebraska got the ball to start the second half and the Illini defense delivered its first stop of the night as it came through with a quick 3-and-out. The Illini offense put together a 12-play drive, but were unable to get the ball in the end zone and settled for a field goal.

Nebraska's offense got back in rhythm and strung together a 93-yard scoring drive that lasted 14 plays over 6:27. Lee polished the drive with his third touchdown pass of the game, a 23-yard delivery to Morgan Jr. for the final margin.



Game 6 | No. 9 Wisconsin 38, Nebraska 17

SCORE BY QUARTERS	1	2	3	4	FINAL
No. 9 Wisconsin	10	7	7	14	38
Nebraska	0	10	7	0	17

Lincoln (Oct. 7) --- Nebraska' battled back from a 10-point deficit to tie the game at 17, but No. 9 Wisconsin scored 21 unanswered points to post a 38-17 victory.

The Huskers took the opening kickoff and raced into the Wisconsin red zone before a huge momentum swing. On 3rd-and-2 at the Wisconsin 17, Tanner Lee's pass to Devine Ozigbo went through Ozigbo's hands, ricocheted off his helmet and bounded into the arms of Badger linebacker Chris Orr who went 78 yards for the score.

Wisconsin extended the lead to 10-0 on its first offensive series, going 61 yards on 11 plays capped by Rafael Gaglianone's 37-yard field goal.

The Huskers, who got into Wisconsin territory on four of its first five drives but could not score, finally broke through late in the first half, as Lee connected with Stanley Morgan Jr. for an 80-yard touchdown pass to pull NU within 10-7. Lee completed 16-of-32 passes for 262 yards, while Morgan finished his night with four receptions for a career-high 115 yards and a score.

On Wisconsin's next offensive play, UW running back Jonathan Taylor sprinted 75 yards to the end zone to push the lead back to 17-7. Taylor finished with 249 yards and two touchdowns on 25 carries.

Nebraska responded quickly, as Ozigbo, who rushed for a career-high 112 yards on 23 carries, unleashed a 28-yard burst to put the Big Red quickly into Wisconsin territory. Nebraska eventually worked its way to the Badger 14, where Drew Brown booted a 32-yard field goal as time expired to make it a 17-10 game.

Nebraska's defense then capitalized on a Wisconsin turnover, as Aaron Williams intercepted an Alex Hornibrook pass and raced 14 yards to the end zone to tie the game with 10:43 left in the third quarter.

After a fumble and a pair of penalties on the kickoff, the Huskers had Wisconsin back at its own 7-yard line, but the visitors went 93 yards for the go-ahead score. Taylor took the first three carries of the drive and galloped 32 yards before Hornibrook connected with Quintez Cephus on a 31-yard pass to convert on 3rd-and-4. Moments later, Hornibrook found Cephus in the end zone on a five-yard TD pass to make it 24-17.

Wisconsin extended the lead to 31-17 midway through the fourth quarter, going 80 yards in 10 plays, culminating in a two-yard touchdown by Taylor.

Nebraska's next drive ended with a fumble after a completion on a short pass from Lee to Morgan, and Wisconsin turned the mistake into points with a 10-play, 40-yard drive that ate up 6:15 and ended with a one-yard plunge by Bradrick Shaw with 2:40 left to extend the Badger margin to 38-17. In the fourth quarter, Wisconsin outgained the Huskers, 125-17, with all 125 yards coming on the ground.



SCORING SUMMARY

1st	08:57	NEB	Pierson-El 45 yd pass from Lee (Brown kick)
2nd	14:57	ILL	McLaughlin 25 yd field goal
2nd	10:38	NEB	Ozigbo 15 yd run (Brown kick)
2nd	01:23	NEB	Hoppes 6 yd pass from Lee (Brown kick)
3rd	07:49	ILL	McLaughlin 25 yd field goal
4th	13:34	NEB	Morgan 23 yd pass from Lee (Brown kick)

TEAM STATISTICS

	NEB	ILL
FIRST DOWNS	23	15
RUSHES-YARDS (NET)	38-165	37-93
PASSING YDS (NET)	246	106
Passes Att-Comp-Int	24-17-0	16-10-1
TOTAL OFFENSE PLAYS-YARDS	62-411	53-199
Fumble Returns-Yards	0-0	1-5
Punt Returns-Yards	1-4	0-0
Kickoff Returns-Yards	1-20	3-43
Interception Returns-Yards	1-0	0-0
Punts (Number-Avg)	2-33.5	5-37.0
Fumbles-Lost	4-1	3-0
Penalties-Yards	5-70	5-49
Possession Time	31:08	28:52
Third-Down Conversions	7 of 11	5 of 12
Fourth-Down Conversions	1 of 1	0 of 0
Red-Zone Scores-Chances	2-3	2-2
Sacks By: Number-Yards	5-32	2-16

RUSHING: ILL- Mike Epstein 10-42; Chayce Crouch 18-37; RaVon Bonner 4-10; Reggie Corbin 4-9; Kendrick Foster 1-minus-5. **Nebraska-** Devine Ozigbo 18-106; Mikale Wilbon 13-60; JD Spielman 2-12; Jaylin Bradley 1-7; TEAM 2-minus-4; Tanner Lee 2-minus-16

PASSING: ILL- Chayce Crouch 9-15-1-99-0; Trenard Davis 1-1-0-7-0. **Nebraska-**Tanner Lee 17-24-0-246-3

RECEIVING: ILL-Malik Turner 3-25; Mike Dudek 2-37; Carmoni Green 1-18; Dominic Thieman 1-11; Ricky Smalling 1-10; Bobby Walker 1-7; Bonner RaVon 1-minus-2. **Nebraska-**Stanley Morgan Jr. 8-96; De'Mornay Pierson-El 4-94; Tyler Hoppes 2-27; JD Spielman 2-25; Tyjon Lindsey 1-4

INTERCEPTIONS: ILL-None. **Nebraska-**Chris Weber 1-0

FUMBLES: ILL-Kendrick Foster 2-0; Chayce Crouch 1-0. **Nebraska-**Nebraska-Stanley Morgan Jr. 1-0; De'Mornay Pierson-El 1-0; Devine Ozigbo 1-1; Tanner Lee 1-0

SACKS (Sacks-Yds): ILL-James Crawford 1-6; DelShawn Phillips 0.5-5; Tre Watson 0.5-5; **Nebraska-** Chris Weber 1-6; Ben Stille 1-5; Carlos Davis 1-12; Khalil Davis 1-6; Freedom Akinmoladu 1-3

TACKLE LEADER (UA-A): ILL-Patrick Nelson 7-3. **Nebraska-**Chris Weber 6-3

SCORING SUMMARY

QTR	TIME	TEAM	SCORE
1st	12:34	WIS	Orr 78 yd interception return (Gaglianone kick)
1st	03:31	WIS	Gaglianone 37 yd field goal
2nd	01:20	NEB	Morgan 80 yd pass from Lee (Brown kick)
2nd	01:09	WIS	Taylor 75 yd run (Gaglianone kick)
2nd	00:00	NEB	Brown 32 yd field goal (Brown kick)
3rd	10:43	NEB	Williams 14 yd interception return (Brown kick)
3rd	04:56	WIS	Cephus 5 yd pass from Hornibrook (Gaglianone kick)
4th	09:08	WIS	Taylor 2 yd run (Gaglianone kick)
4th	02:40	WIS	Shaw 1 yd run (Gaglianone kick)

TEAM STATISTICS

	UW	NEB
FIRST DOWNS	19	16
RUSHES-YARDS (NET)	49-353	26-110
PASSING YDS (NET)	113	271
Passes Att-Comp-Int	17-9-1	35-18-1
TOTAL OFFENSE PLAYS-YARDS	66-466	61-381
Fumble Returns-Yards	0-0	0-0
Punt Returns-Yards	1-7	2-10
Kickoff Returns-Yards	1-25	2-35
Interception Returns-Yards	1-78	1-14
Punts (Number-Avg)	4-42.2	5-47.4
Fumbles-Lost	1-0	1-1
Penalties-Yards	8-78	4-35
Possession Time	36:41	23:19
Third-Down Conversions	6 of 11	7 of 15
Fourth-Down Conversions	0 of 0	0 of 1
Red-Zone Scores-Chances	4-5	1-3
Sacks By: Number-Yards	1-7	1-6

RUSHING: WIS-Jonathan Taylor 25-249; Rachid Ibrahim 7-51; Bradrick Shaw 12-43; Chris James 2-11; Garrett Groshek 1-7; TEAM 1-minus-2; Alex Hornibrook 1-minus-6; **Nebraska-**Devine Ozigbo 23-112; Tanner Lee 2-5; Patrick O'Brien 1-minus-7

PASSING: WIS- Alex Hornibrook 9-17-1-113-1; **Nebraska-**Tanner Lee 16-32-1-262-1; Patrick O'Brien 2-3-0-9-0

RECEIVING: WIS-Quintez Cephus 4-68; Troy Fumagalli 3-31; Chris James 1-9; A.J. Taylor 1-5. **Nebraska-**JD Spielman 6-79; Stanley Morgan Jr. 4-115; Devine Ozigbo 4-18; De'Mornay Pierson-El 3-59; Tyler Hoppes 1-0.

INTERCEPTIONS: WIS- Chris Orr 1-78. **Nebraska-**Aaron Williams 1-14

FUMBLES: WIS- A.J. Taylor 1-0. **Nebraska-**Stanley Morgan 1-1

SACKS (Sacks-Yds): WIS- Natrell Jamerson 1-7 **Nebraska-** Luke Gifford 1-6

TACKLE LEADER (UA-A): WIS-T.J. Edwards 6-3; D'Cota Dixon 6-3. **Nebraska-**Aaron Williams 8-3

Game 7 | No. 9 Ohio St. 56, Nebraska 14

SCORE BY QUARTERS	1	2	3	4	FINAL
No. 9 Ohio State	14	21	14	7	56
Nebraska	0	0	14	0	14

Lincoln (Oct. 14) – Nebraska freshman JD Spielman set the Husker single-game record with 200 receiving yards on 11 catches, but quarterback J.T. Barrett led Ohio State to touchdowns on each of its first eight possessions on the way to a 56-14 win.

The Buckeyes amassed 632 yards of total offense and weren't unsuccessful on a drive until their ninth possession of the game after Barrett ended his night. Ohio State's balance included 354 yards passing and 279 yards rushing and a whopping 41 first downs. Nebraska passed for 349 yards to nearly match the Buckeyes through the air, but the Huskers could only muster 44 yards on 16 carries on the ground.

Barrett finished a spectacular night by completing 27-of-33 passes for 325 yards and five touchdowns. He added 10 carries for 48 yards and two more scores as he had a hand in seven of Ohio State's eight touchdowns. J.K. Dobbins led OSU on the ground with 12 carries for 106 yards and a score, while Mike Weber added 18 carries for 82 yards.

Nebraska quarterback Tanner Lee also had a solid night, completing 23-of-38 passes for 303 yards and two scores with no interceptions.

In a first half completely controlled by Ohio State, the Buckeyes took a 35-0 lead to the halftime locker room. Ohio State rolled up 366 total yards on 42 plays in 15:35 of possession time. The Buckeyes scored on each of their five first-half drives, with all five drives covering at least 59 yards and all taking at least eight plays. On the flip side, the Huskers managed just 116 yards on 33 plays and went just 2-for-9 on third-down conversions in the first half.

Nebraska finally broke through on its first possession of the second half with Lee's 77-yard touchdown pass to Spielman with 11:05 left in the quarter. Nebraska's two-play drive took just 17 seconds, but gave life back to Huskers.

Barrett kept the Buckeyes moving, leading a seven-play, 75-yard march that ended with his 18-yard pass to Marcus Baugh with 7:49 left in the quarter to extend the margin to 49-7.

However, the Huskers continued to fight, as Lee led a four-play, 68-yard scoring drive that closed with his 17-yard touchdown pass to Stanley Morgan Jr., who finished the night with three receptions for 30 yards against a tough and talented Ohio State secondary.

Ohio State produced its final scoring drive of the night with a 15-play, 66-yard drive that lasted 6:24 and resulted in Barrett's six-yard touchdown pass to Hill. It was Hill's second touchdown catch of the night, as he led the Buckeyes with seven receptions for 80 yards.



SCORING SUMMARY

1st	10:47	OSU	Dobbins 52 yd run (Nuernberger kick)
1st	05:39	OSU	Barrett 6 yd run (Nuernberger kick)
2nd	13:37	OSU	Hill 16 yd pass from Barrett (Nuernberger kick)
2nd	08:20	OSU	McLaurin 31 yd pass from Barrett (Nuernberger kick)
2nd	01:10	OSU	Barrett 3 yd run (Nuernberger kick)
3rd	11:29	OSU	Berry 16 yd pass from Barrett (Nuernberger kick)
3rd	11:05	NEB	Spielman 77 yd pass from Lee (Brown kick)
3rd	07:49	OSU	Baugh 18 yd pass from Barrett (Nuernberger kick)
3rd	05:52	NEB	Morgan 17 yd pass from Lee (Brown kick)
4th	14:20	OSU	Hill 6 yd pass from Barrett (Nuernberger kick)

TEAM STATISTICS

	OSU	NEB
FIRST DOWNS	41	15
RUSHES-YARDS (NET)	47-279	16-44
PASSING YDS (NET)	354	349
Passes Att-Comp-Int	39-31-0	47-27-1
TOTAL OFFENSE PLAYS-YARDS	86-633	63-393
Fumble Returns-Yards	0-0	0-0
Punt Returns-Yards	0-0	0-0
Kickoff Returns-Yards	1-30	5-69
Interception Returns-Yards	1-0	0-0
Punts (Number-Avg)	0-0.0	4-48.0
Fumbles-Lost	0-0	0-0
Penalties-Yards	7-53	12-104
Possession Time	35:15	24:45
Third-Down Conversions	10 of 13	5 of 15
Fourth-Down Conversions	2 of 3	2 of 4
Red-Zone Scores-Chances	6-7	1-2
Sacks By: Number-Yards	0-0	1-7

RUSHING: Ohio State-J.K. Dobbins 12-106; Mike Weber 18-82; J.T. Barrett 10-48; Antonio Williams 4-34; Joe Burrow 2-5; Dwayne Haskins 1-4. **Nebraska**-Devine Ozigbo 9-24; Patrick O'Brien 2-11; Tanner Lee 1-5; Mikale Wilbon 3-3; JD Spielman 1-1.

PASSING: Ohio State-J.T. Barrett 27-33-0-325-5; Dwayne Haskins 3-3-0-25-0; Joe Burrow 1-3-0-4-0. **Nebraska**-Tanner Lee 23-38-0-303-2; Patrick O'Brien 4-9-1-46-0

RECEIVING: Ohio State- K.J.Hill 7-80; Benjimen Victor 4-48; J.K.Dobbins 4-42; Marcus Baugh 3-43; Terry McLaurin 2-38; Rashod Berry 2-29; Austin Mack 2-27; C.J.Saunders 2-19; Antonio Williams 2-9; Parris Campbell 2-6; Johnnie Dixon 1-13. **Nebraska**-JD Spielman 11-200; Stanley Morgan Jr. 3-30; Mikale Wilbon 3-3; Devine Ozigbo 2-37; Conor Young 2-31; Tyler Hoppes 2-14; De'Mornay Pierson-El 2-8; Tyjon Lindsey 1-14; Jack Stoll 1-12

INTERCEPTIONS: Ohio State- Amir Riep 1-0. **Nebraska**-None

FUMBLES: Ohio State-None. **Nebraska**-None

SACKS (Sacks-Yds): Ohio State-None. **Nebraska**-Ben Stille 1-7

TACKLE LEADER (UA-A): Ohio State-Dante Booker 3-4. **Nebraska**-Chris Weber 4-11