

NEBRASKA

2018 FOOTBALL GAME NOTES



NEBRASKA (0-3, 0-1) vs. PURDUE (1-3, 0-1)

SATURDAY, SEPT. 29, 2018 • 2:30 P.M. CT • LINCOLN, NEB.
MEMORIAL STADIUM • CAPACITY: 85,458 • SURFACE: FIELDTURF



THIS WEEK'S MATCHUP

Nebraska returns to Memorial Stadium on Saturday afternoon to open its 2018 Big Ten home schedule against Purdue in the annual Homecoming game in Lincoln. The matchup between Big Ten West Division foes will kick off shortly after 2:30 p.m. CT with television coverage on BTN. The game is also available on the IMG Husker Sports Network.

Nebraska comes into the contest at 0-3 overall and 0-1 in the Big Ten Conference following a loss at No. 19 Michigan on Saturday. The Huskers will be looking to get back on track at Memorial Stadium after opening the season with a pair of five-point home losses. The home contest is Nebraska's lone Big Ten home game in its first four 2018 league contests.

The Boilermakers are 1-3 overall, including an 0-1 Big Ten mark. Like Nebraska, Purdue was on the wrong end of close decisions to start the 2018 season, but reversed its fortunes last Saturday and comes to Lincoln with momentum. Purdue is coming off a 30-13 win against then-No. 23 Boston College on Saturday in West Lafayette. Purdue dropped each of its first three games in September by four or fewer points with the combined margin of just eight points. The Boilermakers have a high-powered offensive attack, averaging 483.5 yards and 28.2 points per game.

THIS WEEK'S NUMBERS

12

Nebraska is back to a full 12-game regular-season schedule for the 2018 season. The Huskers added a game on Oct. 27 against Bethune-Cookman to replace the canceled Sept. 1 season opener against Akron.

15

Nebraska senior receiver Stanley Morgan Jr. has caught at least three passes in 15 straight games. Morgan needs five receptions on Saturday to move into the top five on the NU career receptions list.

9

Nebraska will play host to Purdue on Homecoming on Saturday afternoon. The Huskers have won nine straight Homecoming games at Memorial Stadium and have won better than 75 percent of Homecoming games in school history.

NEBRASKA'S 2018 SCHEDULE

Sept. 1	Akron	canceled	FOX	Storms push back opening of '18 season
Sept. 8	Colorado	L, 33-28	ABC	NU rushes for 329 yards, 565 total offense
Sept. 15	Troy	L, 24-19	BTN	Husker defense limits Troy to 243 yards
Sept. 22	@ Michigan	L, 56-10	FS1	NU falls in Frost's Big Ten debut
Sept. 29	Purdue	2:30 p.m.	BTN	Nebraska leads, 4-2
Oct. 6	@ Wisconsin	TBA	TBA	Wisconsin leads, 8-4
Oct. 13	@ Northwestern	11 a.m.	TBA	Nebraska leads, 7-4
Oct. 20	Minnesota	TBA	TBA	Minnesota leads, 32-24-2
Oct. 27	Bethune-Cookman	TBA	TBA	Replaces Akron on 2018 schedule
Nov. 3	@ Ohio State	TBA	TBA	Ohio State leads, 5-1
Nov. 10	Illinois	TBA	TBA	Nebraska leads, 11-3-1
Nov. 17	Michigan State	TBA	TBA	Nebraska leads, 8-2
Nov. 23	@ Iowa	11 a.m.	FOX	Nebraska leads, 29-16-3

All times Central

THE TEAMS



- 2018 Record: 0-3, 0-1
- Last Game: lost to Michigan, 56-10
- AP/Coaches Rank: NR



- 2018 Record: 1-3, 0-1
- Last Game: def. B. College, 30-13
- AP/Coaches Rank: NR

THE COACHES



Scott Frost

- 1st Season at Nebraska
- 0-3 Nebraska Record
- 3rd Career Season
- 19-10 Career Record
- 1st Meeting with Purdue



Jeff Brohm

- 2nd Season at Purdue
- 8-9 at Purdue
- 5th College Season
- 38-19 Career Record
- 0-1 vs. Nebraska

THE SERIES

- All-Time Series: Nebraska leads, 4-2
- In Lincoln: Nebraska leads, 2-0
- Last Meeting: NU, 25-24 (10/28/17)
- Win Streak: Nebraska, 2 games

TV INFORMATION



BTN

- Play-by-Play: Kevin Kugler
- Analyst: Matt Millen
- Sidelines: Lisa Byington

RADIO INFORMATION



- Play-by-Play: Greg Sharpe
- Analysis: Matt Davison
- Sidelines: Ben McLaughlin
- XM Simulcast: 195
- Sirius Simulcast: 94

ONLINE/MOBILE RADIO

- Huskers.com (free)
- Official Nebraska Huskers App (free)
- TuneIn.com (free)
- Tunein App (free)

NEBRASKA COMMUNICATIONS

One Memorial Stadium
P.O. Box 880123
Lincoln, NE 68588-0123
(402) 472-2263
sportsinfo@huskers.com

Shipping Address: 600 Stadium Drive

FOOTBALL CONTACTS

Credential Requests..... Huskers.com/Media

Assistant A.D./Communications... Keith Mann

Phone.....402-472-0237

E-Mail.....kmann@huskers.com

Sr. Assoc. Comm. Director . Shamus McKnight

Phone.....402-472-7772

E-Mail.....smcknight@huskers.com

Associate Director..... Matt Smith

Phone.....402-472-7780

E-Mail.....msmith@huskers.com

Admin. Associate (Credentials) .. Vicki Capazo

Phone.....402-472-2263

E-Mail.....vcapazo@huskers.com

Huskers.com • @Huskers

GENERAL MEDIA POLICIES

All player and coach interviews must be arranged at least one day in advance through the Nebraska Communications Office. Contact Keith Mann, Shamus McKnight, Matt Smith or Erica Nett. All post-practice interviews will be conducted at the practice site. Interviews will not be conducted in the weight room, Student Life Complex, training room, hallways or the tunnel leading from the locker room to the field. The Nebraska locker room, training room and football office meeting rooms are **OFF-LIMITS** to the media. When arriving for post-practice interviews, media should come to the Hawks Championship Center, or outside Memorial Stadium as instructed.

Requested players are available (depending on class schedules) at the Monday press conferences (11:30 a.m.-1 p.m.) and after practice on the field on Tuesday and Wednesday. Student-athlete cell phone numbers will **NOT** be given to the media, and media should not contact or message student-athletes directly through social media platforms.

PRACTICES ARE CLOSED to the media and to the general public during the season.

After all games, Nebraska's **LOCKER ROOM IS CLOSED**. Head Coach Scott Frost and requested players will be brought to the postgame interview room after a 10-minute cooling off period. At home, the postgame interview room is located in the strength complex of the Osborne Athletic Complex. Media are asked to wait to set up equipment until the conclusion of halftime. On the road, Coach Frost and requested players will be brought to the designated interview area. Please note, **NO INTERVIEWS** will be conducted on the field as the players are returning to the locker room.

NEBRASKA MEDIA INFORMATION & POLICIES

COACH AND PLAYER AVAILABILITY

MONDAY

Nebraska Weekly Press Conference

Selected players will be available in the West Stadium Level 6 at Memorial Stadium at 11:30 a.m. CT. The press conference will be available free at Huskers.com. Coach Frost will follow the players and conclude the press conference beginning at 12:30 p.m. CT. (Sept. 3 press conference will begin with Players at 1 p.m. and Coach Frost at 1:30 p.m.).

TUESDAY

Defensive assistant coaches and requested players will be available following practice.

Big Ten Teleconference (Scott Frost - 11:24 a.m. CT)

To participate on the teleconference, media members should call 1-866-392-7674. Contact the Big Ten Conference Office for the weekly passcode. The calls will be available for playback approximately two hours after each conference at www.bigten.org.

- 11:00 a.m. – Chris Ash, Rutgers
- 11:08 a.m. – Jim Harbaugh, Michigan
- 11:16 a.m. – Paul Chryst, Wisconsin
- **11:24 A.M. – SCOTT FROST, NEBRASKA**
- 11:32 a.m. – Mark Dantonio, Michigan State
- 11:40 a.m. – Kirk Ferentz, Iowa
- 11:48 a.m. – P.J. Fleck, Minnesota
- 11:56 a.m. – Pat Fitzgerald, Northwestern
- 12:04 p.m. – Lovie Smith, Illinois
- 12:12 p.m. – Matt Canada, Maryland
- 12:20 p.m. – Jeff Brohm, Purdue
- 12:28 p.m. – James Franklin, Penn State
- 12:36 p.m. – Urban Meyer, Ohio State
- 12:44 p.m. – Tom Allen, Indiana

WEDNESDAY

Offensive assistant coaches and a limited number of requested players will be available after practice.

THURSDAY

Coach Frost will be available after practice.

FRIDAY

No Media Availability.

FROST PHONE INTERVIEWS

Media wishing to try to arrange a phone interview may contact Keith Mann for availability. Please contact the Communications Office as far in advance as possible.

PLAYER PHONE INTERVIEWS

Out-of-town media requesting phone interviews with players should contact Keith Mann or Shamus McKnight with those requests, preferably on Sundays, but no later than 10 a.m. CT on Monday of game week. Other than rare exceptions, these interviews will take place only during the Monday press conference window or the Tuesday or Wednesday post-practice player availability.

NEBRASKA FOOTBALL HEAD SHOTS

Action photos and/or a flash drive of Nebraska head shots may be obtained by calling or e-mailing the Nebraska Communications Office.

HUSKERS.COM

Huskers.com is the official site of Nebraska Athletics and includes updated stats, game notes, depth chart and extensive quotes and audio and video clips from Nebraska's Monday press conference, including Coach Frost and selected players in the afternoon.

CREDENTIALS

Media may make credential requests for home games on-line at Huskers.com/media. Follow the steps on the web site to complete the application. You will receive

an e-mail confirming your application, and approval/denial e-mail. Contact Vicki Capazo at (402) 472-2263 with questions. Once again this season, photo ID will be required to gain access to the stadium on game day and the name on your photo ID and credential must match. Single-game credentials will not be mailed and must be picked up on game day at media will call. Single-game parking passes will be mailed to media.

TELECONFERENCE/SATELLITE FEED/FTP

For video of Nebraska's press conferences contact the Communications Office. All of Coach Frost's press conferences are available live on Huskers.com. Several players will precede Frost at the press conference.

MEDIA GUIDE AND ON-LINE

PDF versions of the 2018 Nebraska media guide and all-sport record book are available on Huskers.com. Please go to the "Football" page and click on "Media Guide" link under the "More" tab on the menu bar.

THE BANK OF THE WEST NEBRASKA FOOTBALL SHOW

The Nebraska Football television show will air on several affiliates throughout the 2018 season. The stations and times are as follows:

- KOLN/KGIN – Lincoln (Sunday, 10:35 p.m.)
- KNPL – North Platte (Sunday, 10:35 p.m.)
- KMTV – Omaha (Sunday, 11 p.m.)
- Fox Sports Midwest – Monday, 1 p.m.

The N-Side Nebraska show will follow the half-hour football show and feature all 24 of Nebraska's sports, including football during the fall.

IMG HUSKER SPORTS RADIO NETWORK

The Husker IMG Sports Network will continue the strong tradition of broadcasting excellence in 2018, as it brings NU football to fans across the nation and the world.

In the state of Nebraska, KXSP (590 AM and KEZO (92.3 FM) serve as the Omaha affiliates. KLIN (1400 AM) along with KFGE (98.1 FM) remain the Lincoln affiliates, while KRVN (880 AM) is a powerful central Nebraska affiliate that reaches around the state. All radio broadcasts are available live on

Huskers.com, the Official Husker App, TuneIn.com, the TuneIn Radio App and SiriusXM Satellite Radio.

2018 NEBRASKA STATIONS

- Ainsworth, KBRB-AM: 1400
- Alliance, KCOW-AM: 1400
- Beatrice, KWBE-AM: 1450
- Broken Bow, KBBN-FM: 95.3
- Chadron, KCSR-AM: 610
- Columbus, KJSK-AM: 900
- Columbus, KLIR-FM: 101.1
- Cozad, KAMI-AM: 1580
- Fairbury, KGMT-AM: 1310
- Fairbury, KUTT-FM: 99.5
- Falls City, KTNK-AM: 1230
- Fremont, KFMT-FM: 105.5
- Grand Island, KRGI-AM: 1430
- Grand Island, KRGY-FM: 97.3
- Hastings, KHAS-AM: 1230
- Hastings, KLIQ-FM: 94.5
- Hiawatha, KS, KLZA-FM: 101.3
- Holdrege, KUVR-AM: 1380
- Holdrege, KMTY-FM: 97.7
- Imperial, KADL-FM: 102.9
- Kearney, KGFV-AM: 1340
- Kearney, KQKY-FM: 105.9
- Lexington, KRVN-AM: 880
- Lincoln, KLIN-AM: 1400
- Lincoln, KFGE-FM: 98.1
- McCook, KSWN-FM: 93.9
- McCook, KZMC-FM: 102.1
- Nebraska City, KNKY-AM: 1600
- Nebraska City, KBIE-FM: 103.1
- Norfolk, KNEN-FM: 94.7
- North Platte, KODY-AM: 1240
- Ogallala, KQTL-FM: 93.5
- Omaha, KXSP-AM: 590
- Omaha, KEZO-FM (Z-92): 92.3
- Rapid City, SD, KTOQ-AM: 1340
- Scottsbluff, KNEB-AM: 960
- Scottsbluff, KNEB-FM: 94.1
- Sidney, KSID-AM: 1340
- Sidney, KSID-FM: 98.7
- Sioux City, IA KSEZ-FM: 97.9
- Sioux Falls, SD KS00-FM: 99.1
- Superior, KRFS-AM: 1600
- Superior, KRFS-FM: 103.9
- Valentine, KVSH-AM: 940
- West Point, KTIC-AM: 840
- West Point, KTIC-FM: 98.3
- Yankton, SD KKYA-FM: 93.1
- York, KAWL-AM: 1370
- Winner, SD, KWYR-AM: 1260

WEEKLY MEDIA CALENDAR: NEBRASKA VS. PURDUE (SEPT. 24-29)

MONDAY, SEPT. 24	TUESDAY, SEPT. 25	WEDNESDAY, SEPT. 26	THURSDAY, SEPT. 27	FRIDAY, SEPT. 28	SATURDAY, SEPT. 29
PRACTICE 8:45 a.m.-10:30 a.m. NO MEDIA ACCESS	PRACTICE 8:50 - 10:50 a.m. <i>Available after practice:</i> • Defensive Coaches • Requested Players	PRACTICE 8:25 - 10:25 a.m. <i>Available after practice:</i> • Offensive Coaches • Requested Players	PRACTICE 9:10 - 10:50 a.m. <i>Available after practice:</i> • Coach Frost	PRACTICE Morning practice at Memorial Stadium NO MEDIA ACCESS	GAME DAY Nebraska vs. Purdue 2:30 p.m. CT (BTN)
PRESS CONFERENCE 11:30 a.m. - Players 12:30 p.m. - Coach Frost	BIG TEN CONF. CALL 11 a.m. - Call begins 11:24 a.m. - Scott Frost Details: Contact Big Ten		NEBRASKA FOOTBALL RADIO HOUR (HSN) 7 p.m. - Barrett Ruud		POST-GAME Post-game interview area: • Scott Frost • Requested players

NEBRASKA-PURDUE SERIES

Games: 6

Standing: Nebraska leads, 4-2

At Lincoln: Nebraska leads, 2-0

At West Lafayette: Series tied 2-2

NEBRASKA-PURDUE MEETINGS

Date	Site	Rank NU/PU	Result	Score
9/27/1958	W. Lafayette	/	L	0-28
10/12/2013	W. Lafayette	/	W	44-7
11/1/2014	Lincoln	17/	W	35-14
10/31/2015	W. Lafayette	/	L	45-55
10/22/2016	Lincoln	8/	W	27-14
10/28/2017	W. Lafayette	/	W	25-24

Series scoring

Series scoring	Total	Average
Nebraska	176	29.3
Purdue	142	23.6

- Nebraska holds a 4-1 edge in the series as Big Ten opponents.
- The Huskers and Purdue are both members of the West Division and meet each year. The schools were in opposite divisions of the Big Ten from 2011 to 2013.
- Prior to the first meeting as Big Ten opponents in 2013, the schools had not met since 1958.
- Other than Nebraska's one-point, last-minute victory in 2017, each of the other five meetings have been decided by 10 or more points.

HUSKERS TO OPEN BIG TEN HOME SLATE ON SATURDAY

The matchup with Purdue is the first of four Big Ten home games on the 2018 schedule. In addition to Purdue, Nebraska will also host Minnesota (Oct. 20), Illinois (Nov. 10) and Michigan State (Nov. 17) at Memorial Stadium.

- The Huskers are 6-1 in Big Ten home openers since joining the conference in 2011.

NEBRASKA BIG TEN HOME OPENERS

Date	Opponent	Result
10-8-11	Ohio State	W, 34-27
9-29-12	Wisconsin	W, 30-27
10-5-13	Illinois	W, 39-19
9-27-14	Illinois	W, 45-14
10-10-15	Wisconsin	L, 21-23
10-1-16	Illinois	W, 31-16
9-23-17	Rutgers	W, 27-17

- Purdue is the fifth different school Nebraska has played in a Big Ten home opener.
- Nebraska is 18-11 in Big Ten home games since joining the conference in 2011, including 2-0 against Purdue.

HOMECOMING FOR HUSKERS

Nebraska will play host to Purdue on Saturday in the annual Homecoming game in Lincoln. The game will be Nebraska's 108th Homecoming game. The Huskers boast an all-time record of 81-22-4 (.776 winning percentage) in Homecoming games.

Nebraska has won its past nine Homecoming games, including a 6-0 record against Big Ten opponents on Homecoming. Nebraska also won 36 straight Homecoming games from 1969 to 2004.

NEBRASKA ADDS GAME WITH BETHUNE-COOKMAN TO FINALIZE 2018 SCHEDULE

Nebraska has added a game against Bethune-Cookman University on Oct. 27 at Memorial Stadium to fill an opening on the 2018 football schedule. The contest will replace the Huskers' Sept. 1 game against Akron which was canceled due to severe storms in Lincoln.

Bethune-Cookman plays in the Football Championship Subdivision and owns a 1-3 record in 2018. The Wildcats compete in the Mid-Eastern Athletic Conference and posted a 6-2 record in league play in 2017. Coach Terry Sims in his fourth season guiding the BCU program.

- With the addition of the game against Bethune-Cookman, Nebraska will play 12 consecutive weeks and will not have a bye. The 2018 season will mark the first time in school history Nebraska has played 12 consecutive weeks.

NU LOOKS TO FIND SUCCESS IN THE RUNNING GAME

Nebraska churned out 329 rushing yards in the opener against Colorado, and added 187 rushing yards against Troy. However, the Huskers found moving the ball on the ground difficult at Michigan, and must find success in that area to get into the win column.

- The rushing total against Colorado bettered Nebraska's season highs from 2017. In fact, the Huskers had 243 rushing yards by halftime, surpassing last year's single-game high of 225 yards against Arkansas State.
- The 329 rushing yards were Nebraska's most yards on the ground since rushing for 458 yards against Illinois in 2014.
- Nebraska surpassed 300 yards on the ground for the first time since rushing for 310 yards at Northwestern on Sept. 24, 2016.
- Adrian Martinez (117) and running back Greg Bell (104) both cracked the century mark on the ground. That marked the first time Nebraska had a pair of 100-yard rushers in the same game since a 2014 win over Illinois.
- Nebraska had a pair of runs of 40 yards or more against Colorado—a 41-yard touchdown by Martinez and a 45-yard rush by Bell. That was the first time Nebraska had two runs of at least 40 yards in a game since a 2014 win at Fresno State.
- Nebraska was solid again on the ground against Troy, rushing for 187 yards. NU was again led on the ground by a true freshman, with Maurice Washington rushing 14 times for 92 yards.
- Nebraska heads into the Purdue contest averaging 185.0 rushing yards per game to rank seventh in the Big Ten.

BIG TEN STANDINGS



WEST DIVISION

Place	Team	Overall	Big Ten
1.	Wisconsin	3-1	1-0
	Northwestern	1-2	1-0
3.	Iowa	3-1	0-1
	Minnesota	3-1	0-1
	Illinois	2-2	0-1
	Purdue	1-3	0-1
	Nebraska	0-3	0-1

EAST DIVISION

Place	Team	Overall	Big Ten
1.	Ohio State	4-0	1-0
	Penn State	4-0	1-0
	Maryland	3-1	1-0
	Michigan	3-1	1-0
	Michigan State	2-1	1-0
6.	Indiana	3-1	0-1
	Rutgers	1-3	0-1

PLAYER OF THE WEEK NOMINEES

GAME	OFF.	DEF.	SPEC.	FROSH
COLO	--	--	--	---
TROY	--	--	--	--
MICH	--	--	--	--
PUR				
WIS				
NW				
MINN				
BCU				
OSU				
ILL				
MSU				
IOWA				

Bold indicates winner

2018 HUKER HONORS

FREEDOM AKINMOLADUN, SR., DL

- AFCA Good Works Team (1 of 11 in FBS)

CALEB LIGHTBOURN, JR., P

- Ray Guy Award Watch List (1 of 27)

STANLEY MORGAN JR., SR., WR

- Biletnikoff Award Watch List (1 of 50)

JD SPIELMAN, SO., WR

- Hornung Award Watch List (1 of 43)
- Biletnikoff Award Watch List (1 of 50)

JACK STOLL, SO., TE

- Mackey Award Watch List (1 of 64)

LAST TIME OUT

MICHIGAN 56, NEBRASKA 10

Team Stats	NU	UM
First Downs	12	22
Rushes-Yards	30-39	45-285
Passes	13-24-1	18-31-1
Passing Yards	93	206
Total Offense	132	491
3rd Downs	3-of-13	7-of-15
Turnovers	2	1
Penalties	10-79	8-77
Time of Possession	24:31	35:29

NU Rushing Leaders

Andrew Bunch—3 rushes, 23 yards
Wyatt Mazour—5 rushes, 18 yards, TD

NU Passing Leader

Andrew Bunch—6-9, 71 yards

NU Receiving Leaders

Stanley Morgan Jr.—3 receptions, 61 yards

NU Defensive Leaders

Mohamed Barry—11 tackles, 3 TFL, sack

Dicaprio Bootle—4 tackles, 5 PBU

Tyrin Ferguson—3 tackles, 2 TFL

NOTING GAME 3

- Nebraska dropped to 5-3 all-time in Big Ten openers and ended a streak of two straight wins in conference openers.
- Stanley Morgan Jr. had three catches in the game, giving him 15 straight games with at least three receptions.
- Sophomore cornerback Dicaprio Bootle had five pass breakups in the game. The five PBU were the most ever by a Husker in a Big Ten game and the most since Stanley Jean-Baptiste had five at Northwestern in 2012.
- Linebacker Mohamed Barry had a team-high 11 tackles, including his first career sack and a career-high three tackles for loss.
- Kicker Barret Pickering connected on a season-long 35-yard field goal in the third quarter.
- Junior Wyatt Mazour scored his first career touchdown on a three-yard run in the fourth quarter.
- Sophomore Deontai Williams had his first career interception in the fourth quarter.

RUSHING BATTLE OFTEN HOLDS THE KEY TO SUCCESS

The ability to win the running game battle has long been key to victory for the Huskers. The losses to Colorado and Troy while controlling the running game were a rarity.

- Before the Colorado loss, Nebraska had won 15 consecutive games when holding an advantage in rushing yards.
- Scott Frost is 11-3 in his coaching career when his team out-rushes the opponent.
- Nebraska has won 28 of its last 30 games when holding the opponent to fewer than 100 yards rushing, dating back to 2009.
- Frost and staff are 6-2 over the past three seasons when holding the opponent to under 100 rushing yards.

OFFENSE HOPES TO REGAIN RHYTHM AGAINST PURDUE

Head Coach Scott Frost and his staff oversaw one of the nation's most potent offenses at UCF in 2017. The season opener against Colorado showed that Nebraska could feature similar explosiveness in 2018, as the Huskers produced one of its better offensive games in recent years.

- NU posted 565 yards of offense vs. Colorado, with 329 rushing yards and 236 passing.
- The 565 yards marked the first 500-yard total offense game for the Huskers since posting 556 yards at Northwestern in 2016.
- The total offense output was the best by Nebraska in 35 games, dating back to a 610-yard effort against Southern Miss in 2015.

NEBRASKA PASSING GAME LED BY RECORD-SETTING TANDEM

In 2017, Stanley Morgan Jr. and JD Spielman combined for 1,816 receiving yards, the highest two-player total in Husker history. The duo set the top mark despite each player missing a game due to injury.

Morgan set an NU record with 986 receiving yards in 2017. Spielman added 830 receiving yards, a total that ranked seventh in school history and was the most ever by a Husker freshman.

- In three games in 2018, the duo has combined for 26 receptions for 317 yards and three touchdowns.

TOP RECEIVING DUOS IN NU HISTORY

YEAR	PLAYERS	YARDS
2017	Stanley Morgan Jr. (986)* JD Spielman (830)*	1,816
2008	Nate Swift (941) Todd Peterson (786)	1,727
2015	Jordan Westerkamp (918)* Brandon Reilly (754)*	1,672
2014	Kenny Bell (788) Jordan Westerkamp (747)	1,535
2007	Maurice Purify (814) Marlon Lucky (705)	1,519

*both players returned the next season

B1G RECEIVING DUO

Spielman and Morgan were at their best in conference play in 2017. Spielman and Morgan ranked first and second, respectively, in the Big Ten last season in receiving yards per play in conference play. Spielman led the league 88.1 receiving yards per game in conference-only games, while Morgan averaged 85.9 yards per game in league play.

- Spielman (88.1 ypg) and Morgan (85.9 ypg) are the only returning Big Ten players who averaged at least 59 receiving yards per game during Big Ten Conference play last season. The next highest returning receiver is Penn State's Juwan Johnson, who averaged 58.9 receiving yards per game during the 2017 Big Ten slate.

TOP RETURNING B1G RECEIVERS

PLAYER, SCHOOL	2017 REC. YDS/GM
JD Spielman, Nebraska	88.1
Stanley Morgan Jr., Nebraska	85.9
Juwan Johnson, Penn State	58.9

MORGAN AIMS TO BE NEBRASKA'S ALL-TIME LEADING RECEIVER

After setting a school record with 986 receiving yards in 2017, Stanley Morgan Jr. will look to become Nebraska's all-time leading receiver this fall.

Morgan has 132 career receptions, which ranks seventh on NU's all-time list. He needs 49 receptions to tie Kenny Bell (181) atop the Husker chart. Morgan has 1,943 career receiving yards to rank fifth on Nebraska's all-time list. Morgan needs 746 yards to tie Bell (2,689) for the most receiving yards in program history.

The New Orleans native put himself in position to challenge Nebraska's all-time records thanks to a breakout junior season, when he earned All-Big Ten accolades. Morgan caught 61 passes for 986 yards and 10 touchdowns in 2017.

- Morgan set Nebraska records with 986 receiving yards and five 100-yard receiving games in 2017, while ranking third in school history in touchdown receptions (10) and fifth in catches (61).
- He led the Big Ten and ranked 14th nationally in receiving yards per game (89.6) in 2017. His 986 receiving yards ranked second nationally among players who saw action in 11 or fewer games.
- Morgan led all Big Ten wide receivers and ranked 16th nationally in touchdown catches with his 10 touchdown grabs.
- He produced his first five career 100-yard receiving efforts in 2017, leading the Big Ten in that category.
- Morgan posted 185 receiving yards at No. 13 Penn State, the second-highest total in school history.
- He has had at least three catches in 15 straight games. Morgan has a streak of 29 consecutive games with a reception, the fourth-longest streak in Husker history.

MORGAN'S 2017 SCHOOL RANKINGS

CATEGORY	TOTAL	RANK
Receiving Yards	986	1st
100-Yard Receiving Games	5	1st
Receiving Touchdowns	10	3rd
Receptions	61	5th

MORGAN ON NU'S CAREER CHARTS

CATEGORY	TOTAL	RANK	RECORD
100-Yard Games	5	4th	10
Receiving Yards	1,943	5th	2,689
TD Catches	16	5th	25
Receptions	132	7th	181

MORGAN'S 2017 NATIONAL RANKS

CATEGORY	TOTAL	RANK
Receiving Yards Per Game	89.6	14th
Receiving Touchdowns	10	16th
Receiving Yards	986	31st
Receptions Per Game	5.5	38th

NEBRASKA CAREER RECEPTIONS

RK	PLAYER, YEARS	RECEPTIONS
1.	Kenny Bell, 2011-14	181
2.	Jordan Westerkamp, 2013-16	167
3.	Nate Swift, 2005-08	166
4.	Johnny Rodgers, 1970-72	143
5.	Terrence Nunn, 2004-07	136
6.	Marlon Lucky, 2005-08	135
7.	Stanley Morgan Jr., 2015-present	132

NEBRASKA CAREER RECEIVING YARDS

RK	PLAYER, YEARS	YARDS
1.	Kenny Bell, 2011-14	2,689
2.	Johnny Rodgers, 1970-72	2,479
3.	Nate Swift, 2005-08	2,476
4.	Jordan Westerkamp, 2013-16	2,474
5.	Stanley Morgan Jr., 2015-pres.	1,943

SPIELMAN SET TO BUILD ON FRESHMAN ALL-AMERICA SEASON

JD Spielman is in his sophomore season after earning freshman All-America accolades in 2017. Spielman emerged as one of the nation's most productive freshmen in 2017.

Spielman was named a freshman All-American by both USA Today and the Football Writers Association of America and was a third-team coaches' All-Big Ten pick. He also made the Big Ten Network's All-Freshman team as both a wide receiver and kickoff returner.

Spielman hauled in 55 receptions for 830 yards as a redshirt freshman in 2017, both of which were Nebraska freshman records. He also totaled 669 kickoff return yards to finish with 1,572 all-purpose yards, the most by a freshman in school history.

- Spielman enters the Purdue game with 947 career receiving yards. He is 53 yards from becoming the 27th 1,000-yard receiver in school history. Entering his 15th career game, Spielman is poised to reach 1,000 yards faster than any player in NU history. Heisman winner Johnny Rodgers reached 1,000 yards in 16 games.

- Spielman has opened the season with 13 receptions and two touchdowns in three games. He is averaging 89.0 all-purpose yards per game in 2018.

- His 57-yard touchdown catch against Colorado marked the sixth play of 40 yards or longer for Spielman. He has three kickoff returns of that length, two receptions and one rush.

- Spielman led all FBS freshmen in receiving yards (830) in 2017. Spielman also ranked second among all freshmen nationally in kickoff return yards (669) and catches per game (5.0), was third in all-purpose yards (1,572) and fifth with 55 total receptions.

- Among all FBS players, Spielman ranked 13th nationally in all-purpose yards and was one of only five players in the country to total 1,500 all-purpose yards in fewer than 90 attempts in 2017. He also led all FBS players in fourth-down receptions (7) and receiving yards (89).

- Spielman led the Big Ten in kickoff return yards and kick return average and was third in all-purpose yards and receiving yards per game. He also led the league with 88.1 receiving yards per game in conference play and tied Wisconsin's Jonathan Taylor for second with an average of 157.8 all-purpose yards per game in league play.

- An explosive playmaker, Spielman posted Nebraska's longest return in 2017 (a 99-yard kickoff return vs. Arkansas State), the Huskers' longest rush (40 yards vs. Northwestern) and the team's second-longest reception (77 yards vs. No. 9 Ohio State).

- Spielman had 11 catches for a school-record 200 yards against No. 9 Ohio State. In addition to posting the only 200-yard receiving game in school history, Spielman's 11 catches were the most ever by a Husker freshman and ranked third overall in program history.

2017 FBS FRESHMAN LEADERS RECEIVING YARDS PER GAME

RK	PLAYER, SCHOOL	RECEIVING YPG
1.	JD Spielman, Nebraska	75.5
2.	Justin Hall, Ball State	66.8
3.	McLane Mannix, Nevada	64.8

RECEIVING YARDS

RK	PLAYER, SCHOOL	YARDS
1.	JD Spielman, Nebraska	830
2.	Tyler Vaughns, USC	809
3.	Ceedee Lamb, Oklahoma	803

Note: Spielman played 11 games, while Vaughns & Lamb played 14 games

ALL-PURPOSE YARDS

RK	PLAYER, SCHOOL	ATT.	YDS
1.	Jonathan Taylor, Wisconsin	307	2,072
2.	AJ Dillon, Boston College	300	1,589
3.	JD Spielman, Nebraska	92	1,572

FBS RETURNING LEADERS IN ALL-PURPOSE YARDS PER GAME

RK	PLAYER, SCHOOL	POS.	YPG
1.	Bryce Love, Stanford	RB	165.5
2.	Marcus Green, La.-Monroe	WR	165.5
3.	Devin Singletary, FAU	RB	151.3
4.	Malcolm Perry, Navy	QB	150.3
5.	Diontae Johnson, Toledo	WR	148.0
	Jonathan Taylor, Wisconsin	RB	148.0
7.	JD Spielman, Nebraska	WR	143.0

2018 OFFENSE GAME-BY-GAME

RUSHING

GAME	ATT.	YDS.	TD	LONG
COLO	54	329	3	45
TROY	48	187	0	29
MICH	30	39	1	23

PUR
WIS
NW
MINN
BCU
OSU
ILL
MSU
IOWA

PASSING

GAME	PASSES	YDS.	TD	LONG	SACKS
COLO	19-29-1	236	1	57	2-12
TROY	19-27-2	177	2	33	3-23
MICH	13-24-1	93	0	32	4-39

PUR
WIS
NW
MINN
BCU
OSU
ILL
MSU
IOWA

2018 DEFENSE GAME-BY-GAME

RUSHING DEFENSE

GAME	ATT.	YDS.	TD	LONG
COLO	35	44	1	16
TROY	34	143	2	57
MICH	45	285	4	46

PUR
WIS
NW
MINN
BCU
OSU
ILL
MSU
IOWA

PASSING DEFENSE

GAME	PASSES	YDS.	TD	LONG	SACKS
COLO	33-50-0	351	3	40	7-43
TROY	14-21-1	110	0	39	3-19
MICH	18-31-1	206	2	56	1-9

PUR
WIS
NW
MINN
BCU
OSU
ILL
MSU
IOWA

SACKS/TFL

GAME	SACKS	YARDS	TFL	YARDS
COLO	7	43	14	59
TROY	3	19	7	26
MICH	1	9	5	23

PUR
WIS
NW
MINN
BCU
OSU
ILL
MSU
IOWA

NATIONAL RANKINGS

ASSOCIATED PRESS (SEPT. 23)

RK.	TEAM (1ST)	RECORD	POINTS
1.	Alabama (60)	4-0	1523
2.	Georgia	4-0	1422
3.	Clemson (1)	4-0	1409
4.	Ohio State	4-0	1363
5.	LSU	4-0	1238
6.	Oklahoma	4-0	1201
7.	Stanford	4-0	1143
8.	Notre Dame	4-0	1067
9.	Penn State	4-0	1001
10.	Auburn	3-1	987
11.	Washington	3-1	946
12.	West Virginia	3-0	923
13.	UCF	3-0	727
14.	Michigan	3-1	698
15.	Wisconsin	3-1	662
16.	Miami	3-1	571
17.	Kentucky	4-0	541
18.	Texas	3-1	308
19.	Oregon	3-1	297
20.	BYU	3-1	270
21.	Michigan State	2-1	256
22.	Duke	4-0	244
23.	Mississippi State	3-1	241
24.	California	3-0	118
25.	Texas Tech	3-1	106

USA TODAY COACHES (SEPT. 23)

RK.	TEAM (1ST)	RECORD	POINTS
1.	Alabama (61)	4-0	1597
2.	Clemson (2)	4-0	1497
3.	Georgia	4-0	1473
4.	Ohio State (1)	4-0	1431
5.	Oklahoma	4-0	1300
6.	LSU	4-0	1234
7.	Stanford	4-0	1206
8.	Notre Dame	4-0	1135
9.	Penn State	4-0	1108
10.	Auburn	3-1	997
11.	Washington	3-1	959
12.	West Virginia	3-0	946
13.	Wisconsin	3-1	776
14.	UCF	3-0	705
15.	Michigan	3-1	603
16.	Miami	3-1	554
17.	Kentucky	4-0	531
18.	Michigan State	2-1	376
19.	Mississippi State	3-1	311
20.	Oregon	3-1	281
21.	Oklahoma State	3-1	199
22.	Texas	3-1	171
23.	Duke	4-0	170
24.	Virginia Tech	2-1	160
25.	Boise State	2-1	145

HUSKERS IN THE 2018 POLLS

DATE	AP	C	CFP	RESULT
Pre.	NR	NR		game cancelled
9-4	NR	NR		lost to Colorado, 33-28
9-9	NR	NR		lost to Troy, 24-19
9-16	NR	NR		lost to Michigan, 56-10
9-23	NR	NR		

FRESHMAN QB MARTINEZ RETURNS TO ACTION AGAINST MICHIGAN

True freshman Adrian Martinez made a memorable first start for Nebraska against Colorado. Martinez rushed 15 times for 117 yards and two touchdowns, including a 41-yard run in the first quarter. He completed 15-of-20 passes for 187 yards and one touchdown.

Martinez missed the Troy game with an injury, but returned against Michigan and played the first half.

- Martinez became the first true freshman quarterback in Nebraska history to start a season opener. He was just the second freshman quarterback to start an opener, joining Taylor Martinez who started as a redshirt freshman in 2010.
- Martinez joined Tommie Frazier (1992) and Cody Green (2009) as the only true freshmen to start at quarterback in Husker history.
- The 117 rushing yards by Martinez were the most rushing yards by a Nebraska quarterback since Tommy Armstrong Jr. rushed for 132 yards at Northwestern in 2016. It marked the most rushing yards for a quarterback in a season opener since Taylor Martinez ran for 135 yards against Chattanooga in 2011.
- The 41-yard touchdown run by Martinez was the longest rush by a Husker quarterback since Armstrong had a 42-yard run against McNeese State in 2014.
- Martinez had 302 yards of total offense, just the third 300-yard total offense game by a Nebraska freshman. It was the first-ever 300-yard total offense game by a true freshman quarterback.

CLEAN SLATE AT QUARTERBACK

Nebraska's roster features four quarterbacks, none of whom had ever taken a snap for the Huskers before the 2018 season. Among the four quarterbacks, only a pair of transfers - sophomore Andrew Bunch (Scottsdale CC) and sophomore Noah Vedral (UCF) - had taken a snap at the collegiate level. Vedral is the only quarterback on the roster who has appeared in an FBS game, but he must sit out this fall due to NCAA transfer rules.

- This year marks the first time since 1972 - Bob Devaney's final year - that the Huskers opened a season without a single quarterback who had ever taken a snap at Nebraska. In that 1972 season, Dave Humm emerged as the starter and threw for 2,259 yards, which at the time was both a Nebraska and Big Eight Conference record. Humm was a freshman on the Husker roster in 1971, but freshmen were ineligible at the time per NCAA rules.
- True freshman starter Adrian Martinez missed all of his senior season in 2017 due to injury. Before the Sept. 8 opener with Colorado, he last played in a game on Nov. 25, 2016, for Clovis High School in the semifinals of the Central Section CIF Division I Championships.
- For the third time in four seasons, Scott Frost's offense is being run by a quarterback who had never taken a snap at the FBS level prior to the start of the season. That group includes Adrian Martinez and Andrew Bunch this season, true freshman McKenzie Milton at UCF in 2016 and FCS transfer Vernon Adams Jr. at Oregon in 2015.

- Frost has been an offensive play-caller for three quarterbacks in his career, and each of those quarterbacks have been among the most efficient passers in NCAA history. Heisman Trophy winner Marcus Mariota led the nation in pass efficiency in 2015 with the 11th-best mark in NCAA history. The next year, first-year starter Vernon Adams led the nation in pass efficiency with the 16th-best mark in NCAA history. McKenzie Milton emerged as the starter in the third game of his true freshman season at UCF in 2016 and in his first year as the full-time starter, Milton ranked second nationally in pass efficiency in 2017 with the No. 16 mark in NCAA history.
- Quarterbacks coach Mario Verduzco has guided four quarterbacks to conference newcomer-of-the-year accolades in the past 17 seasons.

DEFENSE FACES TALL TASK AGAINST PURDUE OFFENSE

The Nebraska defense fared well in the first two home games, showing play-making ability in multiple areas. The defense will face a high-powered Purdue offense this week that averages better than 480 total yards and more than 315 passing yards per game.

- Nebraska recorded seven sacks for 43 yards against Colorado. The seven sacks were the most for the Huskers since also recording seven at Michigan in 2013—a span of 56 games. The last time Nebraska had more than seven sacks was in the 2009 Big 12 title game against Texas, when the Huskers had nine sacks.
- Nebraska added three sacks against Troy and has 11 sacks in three games. Nebraska is more than halfway to its 2017 team sack total. The Huskers finished last season with 14 sacks for 85 yards.
- Nebraska limited Colorado to 44 rushing yards, including just 12 first-half rushing yards. The 44 yards rushing are the fewest by a Nebraska opponent since Maryland rushed for 11 yards in 2016.

YOUNG CLIMBING NU TACKLE LIST

Senior linebacker Dedrick Young II continues to climb NU's career tackles chart. He has 219 career tackles, leaving him just 37 tackles shy of the career top 10, and just one tackle outside of the career top 25.

Young entered his senior season with 201 career tackles, nearly 70 more than any other Husker. That total marked the fourth-highest total ever for a Nebraska player entering his senior season.

- Young is the 35th Husker to record 200 career tackles and was just the fourth to reach the mark prior to his senior season.
- Young needs 57 to crack the top five on the career tackle list. Young has averaged 67 tackles per season over his first three years.
- Young is looking to become the first player in school history to total at least 60 tackles all four seasons. He set a Nebraska true freshman record with 61 tackles in 2015, added 60 stops as a sophomore in 2016 and totaled 80 tackles as a junior in 2017.

LINEBACKERS MAKE MARK EARLY IN 2018 SEASON

Young is the most experienced veteran among a seasoned group of Nebraska linebackers. In the first three games, Nebraska has started Young, a fourth-year senior, in addition to fifth-year senior Luke Gifford and fourth-year juniors Mohamed Barry and Tyrin Ferguson.

- Each of the four linebackers made their presence known against Colorado. The group represented the top four tacklers in the game, all totaling at least nine tackles.
- As a group, the Huskers' four starting linebackers combined for 42 tackles, 2.5 sacks and seven tackles for loss against Colorado.
- Gifford starred against Colorado with 11 tackles, 1.5 sacks and two tackles for loss. Barry had a similar game at Michigan, recording 11 tackles, a career high three tackles for loss and the first sack of his career.
- The four starting linebackers represent four of Nebraska's five leading tacklers on the season. The group has accounted for 17 of the team's 27 tackles for loss and 4.5 of the Huskers' 11 sacks.

BOOTLE BATTLING OPPOSING RECEIVERS

Sophomore cornerback Dicaprio Bootle was the first Husker defensive back to be awarded a Blackshirt this season. Through three games, Bootle has shown his ability to be a top-flight corner recording seven pass breakups.

- Bootle had five pass breakups at Michigan, tying for the most by a Nebraska player in a Big Ten Conference game.
- Bootle's five PBU tied for the third-most in a single game in NU history and was the first time a Husker had five PBU since Stanley Jean-Baptiste also had five at Northwestern in 2012.
- The seven pass breakups this year are one more than 2017 team leader Joshua Kalu who finished with six PBU.

FOUR SENIORS SELECTED AS 2018 TEAM CAPTAINS

Four Husker seniors were elected by their teammates as captains for the 2018 season. On offense, the captains are OG Jerald Foster and WR Stanley Morgan Jr. Representing the defense are NT Mick Stoltenberg and LB Luke Gifford.

2018 NEBRASKA TEAM CAPTAINS

- Jerald Foster, Sr., OG, Lincoln, Neb.
- Stanley Morgan Jr., Sr., WR, New Orleans, La.
- Luke Gifford, Sr., LB, Lincoln, Neb.
- Mick Stoltenberg, Sr., NT, Gretna, Neb.
- This marks the second straight season Nebraska has had three Nebraska natives as captains. Prior to last season Nebraska had not had three homegrown captains since 2001.
- This marks the 13th straight season at least one native Nebraskan has been elected as a captain.

- Foster and Gifford were teammates at Lincoln Southeast High School. This marks the first time high school teammates have served as captains in the same year since Jerry Tagge and Jim Anderson in 1971. Tagge and Anderson both went to high school at Green Bay West in Wisconsin. Foster and Gifford are the first pair on in-state high school teammates to serve as captains together.

- Foster is serving as a captain for the second straight season, and becomes just the 11th two-time team captain in NU history. This marks the sixth straight season an offensive lineman has served as a captain.

FROST IN FIRST SEASON

Scott Frost is in his first season as Nebraska's head coach in 2018. Frost is in his third season overall as a head coach, and owns a 19-10 career record as a head coach.

- Frost was the consensus 2017 national coach of the year after leading UCF to a 13-0 season. UCF was the only FBS unbeaten team in 2017.
- In Orlando, Frost led the greatest two-year turnaround in college football history. He inherited an 0-12 team and led the Knights to a bowl game in his first season in 2016. That set the stage for Frost to become the first coach in FBS history to turn a winless team into an undefeated team in just two years.
- Frost brought all nine of his UCF assistant coaches with him to Lincoln. Barrett Ruud also followed Frost to Lincoln after serving as a quality control administrator with the Knights. Ruud was promoted to inside linebackers coach in January, when the NCAA permitted schools to add a 10th assistant coach.
- Before becoming UCF's head coach in 2016, Frost spent seven seasons at Oregon (2009-15) and two years at Northern Iowa (2007-08). Included in those stops were stints as the Ducks' offensive coordinator from 2013 to 2015 and as the Panthers' defensive coordinator in 2008.
- Frost has been a proven winner in his coaching career. In 12 seasons as a full-time assistant or head coach, Frost's teams have posted a 122-27 record, averaging more than 11 wins per season. Frost has been a part of seven conference championship teams in his 11 seasons and has twice coached in the national championship game.
- Frost's teams have been ranked in the top 15 in 10 of his 11 seasons, including eight top-10 final rankings and six top-five final rankings.
- A Nebraska native, Frost is the fifth Husker player to return to Nebraska as head coach. His staff also features former Husker players Greg Austin (2003-06), Ryan Held (1993-96) and Barrett Ruud (2001-04).

FORMER HUSKERS WHO RETURNED TO BE NEBRASKA'S HEAD COACH

NAME	PLAYED	COACHED
Glenn Presnell	1925-27	1942
A.J. Lewandowski	1928-29	1943-44
Bernie Masterson	1931-33	1946-48
Frank Solich	1963-65	1998-2003
Scott Frost	1996-97	2018

HUSKER HIGHLIGHTS

1

Nebraska football is the only team in any sport in NCAA history to boast 100 athletic All-Americans and 100 academic All-Americans.

3

Three Huskers have won the Heisman Trophy, all since 1972. Johnny Rodgers won in 1972, Mike Rozier in 1983 and Eric Crouch in 2001.

5

Nebraska ranks fifth in NCAA history with 893 all-time victories. The Huskers are one of only 10 teams with 800 all-time wins.

5

Nebraska has won five national titles: 1970, 1971, 1994, 1995 and 1997. The Huskers have won the second-most national titles of any school in the country since 1970.

9

Nebraska ranks ninth nationally with a total of 24 former players and coaches (18 players, six coaches) who have been enshrined in the College Football Hall of Fame.

25

Nebraska leads the nation with a former Husker on a Super Bowl roster for 25 consecutive years.

46

The Huskers have won 46 conference titles in program history, the most in NCAA history. This includes 33 perfect conference seasons and 27 unbeaten seasons.

53

Nebraska ranks third in NCAA history with 53 all-time bowl appearances. The Huskers are one of only five teams to appear in 50 bowl games.

56

Nebraska has had at least one player selected in each of the past 56 NFL Drafts. Only four schools have a longer NFL Draft streak.

108

Nebraska football has totaled 108 CoSIDA Academic All-Americans, the most of any team in any sport in NCAA history.

333

Across all sports, the University of Nebraska has totaled a nation-leading 333 CoSIDA Academic All-Americans, 75 more than any other school.

364

Memorial Stadium has been sold out for an NCAA-record 364 consecutive games dating back to Nov. 3, 1962. (includes Purdue)

CHARTING THE HUSKERS

ALL-TIME WINS

RK.	SCHOOL	WINS
1.	Michigan	946
2.	Ohio State	902
3.	Texas	901
4.	Alabama	895
5.	NEBRASKA	893

CONFERENCE TITLES

RK.	SCHOOL	TITLES
1.	NEBRASKA	46
	Oklahoma	46
3.	Michigan	42

AP NATIONAL TITLES

RK.	SCHOOL	TITLES
1.	Alabama	11
2.	Notre Dame	8
3.	Oklahoma	7
4.	Miami	5
	Ohio State	5
	USC	5
7.	NEBRASKA	4

COACHES POLL NATIONAL TITLES

RK.	SCHOOL	TITLES
1.	Alabama	10
2.	Oklahoma	6
3.	USC	5
4.	NEBRASKA	4

NATIONAL TITLES SINCE 1970

RK.	SCHOOL	TITLES
1.	Alabama	11
2.	NEBRASKA	5
	Miami	5

ALL-TIME BOWL APPEARANCES

RK.	SCHOOL	BOWLS
1.	Alabama	63
2.	Texas	54
3.	NEBRASKA	53

HEISMAN TROPHY WINNERS

RK.	SCHOOL	WINNERS
1.	Notre Dame	7
	Ohio State	7
3.	Oklahoma	6
	USC	6
5.	NEBRASKA	3

NFL DRAFT PICKS

RK.	SCHOOL	PICKS
1.	USC	506
2.	Notre Dame	499
3.	Ohio State	444
4.	Oklahoma	385
5.	Michigan	364
6.	NEBRASKA	359

COACHING AT THEIR ALMA MATER

COACH	SCHOOL
John Bonamego	Central Michigan
Troy Calhoun	Air Force
Paul Chryst	Wisconsin
Pat Fitzgerald	Northwestern
Scott Frost	Nebraska
Mike Gundy	Oklahoma State
Jim Harbaugh	Michigan
Bryan Harsin	Boise State
Kliff Kingsbury	Texas Tech
Tim Lester	Western Michigan
Matt Luke	Ole Miss
Mike Neu	Ball State
Barry Odom	Missouri
Mark Richt	Miami
Nick Rolovich	Hawaii
Scott Satterfield	Appalachian State
David Shaw	Stanford
Kalani Sitake	BYU
Kirby Smart	Georgia
Jonathan Smith	Oregon State
Jeff Tedford	Fresno State
Matt Wells	Utah State

FROST HAS PLAYED FOR & COACHED WITH THE BEST

Throughout both his playing and coaching career, Scott Frost has had the opportunity to learn from some of the game's best coaches.

- Frost played for three Hall of Fame coaches in his career, and he has coached with Chip Kelly, who has been both the college football coach of the year and the NFL coach of the year.

NATIONAL COACHES OF THE YEAR FROST HAS PLAYED FOR OR COACHED WITH

- Bill Belichick, New York Jets
- Chip Kelly, Oregon Ducks
- Bill Parcells, New York Jets
- Tom Osborne, Nebraska Cornhuskers
- Mike Tomlin, Tampa Bay Buccaneers
- Bill Walsh, Stanford Cardinal

STAFF HAS FAMILIAR, FRESH FACES

All 11 members of Nebraska's coaching staff are in their first season with the Huskers. None of the 11 had ever been a full-time coach at Nebraska before, but the staff still has plenty of Husker ties.

Head Coach Scott Frost played for Nebraska from 1995 to 1997 and served as a graduate assistant coach during the Huskers' preparations for the 2002 Independence Bowl. Running backs coach Ryan Held also played for Nebraska (1993-96) and was an undergraduate coach on Nebraska's 1997 national championship team. Barrett Ruud (2001-04) and Greg Austin (2003-06) are also former Huskers, although neither had ever coached at Nebraska prior to this season.

The fresh faces on staff are seven assistants who are Nebraska newcomers: defensive coordinator Erik Chinander, offensive coordinator Troy Walters, special teams coordinator and outside linebackers coach Jovan Dewitt, tight ends coach Sean Beckton, defensive line coach Mike Dawson, defensive

backs coach Travis Fisher and quarterbacks coach Mario Verduzco.

Although all 11 members of the staff will be coaching in the Big Ten for the first time this fall, the staff boasts plenty of big-time experience. The staff owns a collective 25 years of coaching experience at nine different Power Five programs. Austin, Chinander and Dawson also spent a combined five seasons coaching in the National Football League.

FORMER HUSKERS ON 2018 STAFF

- Scott Frost, Head Coach (1995-97)
- Greg Austin, Assistant Coach (2003-06)
- Ryan Held, Assistant Coach (1993-96)
- Barrett Ruud, Assistant Coach (2001-04)

STAFF FEATURES TOP COACHES

Nebraska Head Coach Scott Frost, the 2017 conference, regional and national coach of the year, brought a top-notch staff with him from Orlando to Lincoln as each of his assistant coaches and his head strength coach followed Frost to Nebraska.

- Frost was the consensus choice for the 2017 national coach of the year, after he led UCF to a 13-0 record as the nation's only undefeated team. Frost was named the 2017 national coach of the year by eight different organizations.
- Frost, Alabama's Nick Saban and Wisconsin's Paul Chryst are the only coaches to be a semifinalist for the George Munger Coach-of-the-Year Award in both 2016 and 2017.
- Defensive coordinator Erik Chinander was one of 40 nominees for the 2016 Broyles Award, when he helped UCF rank in the top 10 nationally in four defensive categories.
- Offensive coordinator Troy Walters was one of five finalists for the 2017 Broyles Award after helping UCF lead the nation in scoring and rank fifth in total offense.
- Zach Duval was named the 2017 National Strength & Conditioning Coach of the Year.

STAFF AIMS FOR ANOTHER OFFENSIVE TURNAROUND

Nebraska aims for an improved offense in Scott Frost's first season, after Frost and his staff orchestrated the greatest two-year offensive turnaround in NCAA history at Central Florida.

- Nebraska rolled up 565 total yards against Colorado, the best by a Husker team in 35 games.
- In two seasons in Orlando, Frost and his offensive staff helped UCF improve by an average of more than 27 points per game and by more than 270 yards of total offense per game.
- The staff inherited a UCF offense that ranked 125th nationally in scoring and 127th in total offense in 2015. Two years later, the Knights led the nation in scoring and ranked fifth in total offense.

364

Consecutive Sellouts

108

Academic All-Americans

50

9-Win Seasons

46

Conference Titles

NEBRASKA FOOTBALL NCAA RECORDS

- In 2017, Nebraska ranked 84th nationally in scoring while UCF led the nation. The Knights' averaged more than 48 points per game, while the Huskers' season high was 44 at Penn State.
- Nebraska ranked 87th nationally in total offense in 2017, while UCF was fifth. The Knights averaged 530.5 yards per game, while the Huskers' high mark of the season was 471 yards at Purdue, a mark NU eclipsed in week one.

UCF'S OFFENSIVE IMPROVEMENT

YEAR	PPG	RANK	YPG	RANK
2015*	13.9	125th	268.4	127th
2017	48.2	1st	530.5	5th
TOTAL	+34.3	+124	+262.1	+122

*inherited offense

- Frost has a history of producing top offenses. In nine seasons as an offensive assistant, offensive coordinator or play-calling head coach, Frost has been a part of eight units that ranked in the top 10 nationally in scoring and seven that ranked in the top 10 in total offense.

NATIONAL RANKINGS IN FROST'S 9 SEASONS AS AN OFFENSIVE COACH

YEAR	SCHOOL	TOTAL	SCORING
2009	Oregon	33rd	8th
2010	Oregon	1st	1st
2011	Oregon	4th	3rd
2012	Oregon	5th	2nd
2013*	Oregon	2nd	4th
2014*	Oregon	3rd	4th
2015*	Oregon	5th	5th
2016*	UCF	113th	66th
2017*	UCF	5th	1st

*offensive play-caller

STAFF ALSO SEEKS ANOTHER DEFENSIVE TURNAROUND

Nebraska's defense struggled in 2017, but hope that the Blackshirts can show dramatic improvement lies in the immediate turnaround Erik Chinander and his fellow defensive assistants orchestrated at UCF in 2016.

- Nebraska has 11 sacks through three games, approaching Nebraska's 2017 season total of 14. The Huskers held Colorado to 44 rushing yards in the season opener, bettering the season opponent low of 2017.
- Chinander and his defensive staff inherited a UCF defense that ranked 113th in total defense in 2015 and 117th in scoring offense. The staff inherited a unit that had allowed 464.1 yards per game and 37.7 points per game.
- Those totals are similar to what Chinander and company inherited at Nebraska, as the Huskers ranked 100th in total defense (463.2 ypg) and 115th in scoring defense (36.4 ppg).
- In his first season at UCF, Chinander earned a nomination for the prestigious Broyles Award - presented annually to the nation's top assistant coach - after helping the Knights allow nearly two fewer touchdowns per game and 94 fewer yards per game.

UCF'S DEFENSIVE IMPROVEMENT

YEAR	PPG	RANK	YPG	RANK
2015*	37.7	117th	464.1	113th
2016	24.6	42nd	370.3	39th
TOTAL	-13.1	+75	-93.8	+74

*inherited defense

HUSKERS SEEK MORE TURNOVERS

Nebraska's defensive staff was known for producing takeaways the past two seasons at UCF. Nebraska hopes increased takeaways can help the Huskers win the turnover battle that has proven key to success the past decade.

- UCF forced 58 takeaways the past two seasons, a total that ranked third nationally. The Knights ranked in the top 20 nationally in takeaways in each of the staff's two seasons in Orlando, while the Huskers last ranked in the top 20 nationally in takeaways in 2003.
- Nebraska was 115th nationally in takeaways in 2017, forcing just 12 turnovers. By comparison, UCF was second nationally with 32 takeaways.
- Led by the takeaways, UCF finished with a positive turnover margin in both 2016 and 2017. In contrast, Nebraska has posted a positive turnover margin just twice in the past nine seasons, winning nine games in each of those years.
- Nebraska has won 20 of its last 21 games when winning the turnover battle. The Huskers are -5 in turnover margin through three games.

FIRST-TIME STARTERS/FRESHMEN

Nebraska has had seven players make their first Nebraska career starts in 2018, including four on offense, two on defense and one specialist.

FIRST-TIME NEBRASKA STARTERS

- Adrian Martinez, Freshman, QB (2 games)
- Greg Bell, Junior, RB (3 games)
- Mike Williams, Junior, WR (2 games)
- Tyrin Ferguson, Junior, LB (3 games)
- Tre Neal, Senior (Grad), S (3 games)
- Barret Pickering, Freshman, PK (3 games)
- Andrew Bunch, Sophomore, QB (1 game)

Martinez and Pickering are two of eight true freshmen to see action in 2018.

YOUTH DOMINATES NU ROSTER

Nebraska's 140-player roster features 55 newcomers who were not on last year's roster, including 40 true freshmen and 12 transfers (6 junior college transfers, 4 FBS transfers and 2 FCS transfers) and three new walk-ons.

- More than two-thirds of the squad is comprised of underclassmen, as 94 of the Huskers' 140 players are either freshmen or sophomores.
- Of the 25 players on the offensive depth chart, 16 are underclassmen and seven are newcomers.
- Of the 27 players on the defensive depth chart, 11 are underclassmen and six are newcomers.

CHARTING THE HUSKERS

CONSECUTIVE HOME SELLOUTS

RK.	SCHOOL	SELLOUTS
1.	NEBRASKA	363
2.	Notre Dame	265

WINS THE LAST 50 SEASONS

RK.	SCHOOL	WINS
1.	NEBRASKA	468
2.	Oklahoma	459
3.	Ohio State	457

WINS THE LAST 40 SEASONS

RK.	SCHOOL	WINS
1.	NEBRASKA	371
2.	Ohio State	369
3.	Florida State	368

WINS THE LAST 30 SEASONS

RK.	SCHOOL	WINS
1.	Ohio State	284
2.	Florida State	279
3.	Florida	272
4.	NEBRASKA	268

9-WIN SEASONS

RK.	SCHOOL	SEASONS
1.	NEBRASKA	50
2.	Alabama	48
3.	Oklahoma	45

10-WIN SEASONS

RK.	SCHOOL	SEASONS
1.	Oklahoma	38
2.	Alabama	37
3.	Michigan	28
4.	NEBRASKA	27

WEEKS RANKED IN AP POLL

RK.	SCHOOL	WEEKS
1.	Ohio State	890
2.	Michigan	837
3.	Oklahoma	818
4.	Notre Dame	787
5.	Alabama	779
6.	USC	767
7.	NEBRASKA	728

WEEKS RANKED NO. 1 IN AP POLL

RK.	SCHOOL	WEEKS
1.	Alabama	108
2.	Ohio State	105
3.	Oklahoma	101
4.	Notre Dame	98
5.	USC	91
6.	Florida State	72
7.	NEBRASKA	70

WEEKS IN THE AP POLL TOP 10

RK.	SCHOOL	WEEKS
1.	Ohio State	612
2.	Oklahoma	577
3.	Alabama	539
4.	Notre Dame	537
5.	NEBRASKA	518

3rd

Bowl Games

4th

Coaches Poll National Titles

5th

All-Time Victories

7th

AP Poll National Titles

NEBRASKA FOOTBALL IN NCAA HISTORY

HOME OF THE HUSKERS



Memorial Stadium's history dates back more than 90 years. In the fall of 1922, a drive for \$430,000 in stadium construction funds was undertaken by faculty, students, alumni and friends of the University.

The stadium was named Memorial Stadium to honor all Nebraskans who served in the Civil and Spanish-American Wars; the 751 Nebraskans who died in World War I; the 3,839 in World War II; the 225 in Korea; the 422 in Vietnam; and those in Iraq.

Construction was completed in a few more than 90 working days and Memorial Stadium was dedicated on Oct. 20, 1923, at the Homecoming game in which Nebraska was held to a scoreless tie by Kansas.

The field at Memorial Stadium was named Tom Osborne Field - after the Huskers' legendary Hall-of-Fame coach - in 1998, one year after Osborne's retirement following 25 years and 255 victories as head coach.

TOP 10 HOME CROWDS

RK.	DATE	OPPONENT	ATT.
1.	Sept. 20, 2014	Miami	91,585
2.	Sept. 14, 2013	UCLA	91,471
3.	Aug. 30, 2014	Fla. Atlantic	91,441
4.	Nov. 29, 2013	Iowa	91,260
5.	Sept. 27, 2014	Illinois	91,225
6.	Nov. 22, 2014	Minnesota	91,186
7.	Aug. 31, 2013	Wyoming	91,185
8.	Nov. 2, 2013	Northwestern	91,140
9.	Nov. 1, 2014	Purdue	91,107
10.	Oct. 25, 2014	Rutgers	91,088

TOP 5 SEASON ATTENDANCE

RK.	YEAR	GAMES	TOTAL	AVG.
1.	2014	7	638,744	91,249
2.	2013	8	727,466	90,933
3.	2016	7	631,402	90,200
4.	2015	7	629,986	89,998
5.	2017	7	628,583	89,798

LONGEST HOME WIN STREAKS

RK.	BEGAN	ENDED	WINS
1.	Oct. 19, 1991	Oct. 31, 1998	47
2.	Sept. 28, 1901	Oct. 20, 1906	33
3.	Nov. 27, 1998	Nov. 2, 2002	26
4.	Sept. 27, 1969	Nov. 23, 1972	23
5.	Oct. 3, 1981	Nov. 17, 1984	21

Note: All streaks at Memorial Stadium, except for the 33-game home winning streak from 1901 to 1906.

WALK-ONS EARN SCHOLARSHIPS

Nebraska Head Coach Scott Frost placed three former walk-ons on scholarship for 2018.

2018 WALK-ONS EARNING SCHOLARSHIPS

- Wyatt Mazour, Jr., RB
- Bryan Reimers, Sr., WR
- Jacob Weinmaster, Jr., ILB

FREEDOM RECOGNIZED FOR GOOD WORKS

Nebraska senior defensive end Freedom Akinmoladun was recognized for his work in the community on Sept. 13, as he was named to the 2018 Allstate AFCA Good Works Team®.

Akinmoladun was one of the 11 football student-athletes from the FBS ranks. A total of 22 players were selected from the FBS, FCS, Division II, Division III and NAIA ranks from 169 nominees. Akinmoladun is the 15th Husker football player to receive the honor since it was first presented more than 25 years ago. Prior to this year, C.J. Zimmerer in 2013 was the last Husker to earn this achievement.

One of the most active student-athletes at Nebraska, Akinmoladun has earned recognition on the Brook Berringer and Tom Osborne Citizenship Teams in 2015, 2016, 2017 and 2018 for his outreach work, while also earning Nebraska Student-Athlete HERO Leadership Awards in 2015 and 2016. Akinmoladun spent a week in May of 2018 in Panama as part of Nebraska's No Filter Outreach trip, and has also volunteered his time with Uplifting Athletes, School is Cool, NFL Fuel Up to Play 60, Husker Heroes, Husker Hotline, and local school, and hospital outreach visits.

On the field, Akinmoladun is a three-year starter on the Husker defensive line. The 2018 Allstate AFCA Good Works Team® will be invited to New Orleans to participate in a special community service project ahead of the 2019 Allstate® Sugar Bowl®, where the entire team will also be recognized on the field during a halftime presentation.

HUSKERS FACE TOUGH 2018 SLATE

Nebraska will face one of the nation's toughest schedules in 2018. The Huskers' FBS opponents combined for a 91-51 record in 2017.

- NU plays five games against opponents who won at least 10 games in 2017, the second-highest total nationally.
- The Huskers play eight games against teams that made a bowl game in 2017, the second-highest total nationally.
- Nebraska plays a nation-leading seven games against teams that won a bowl game in 2017.
- NU's five road opponents won at least eight games in 2017 and combined for a 51-16 record.

MOST GAMES VS. 2017 10-WIN TEAMS

TEAM	GAMES
Michigan	6
Nebraska	5
Rutgers	5

MOST GAMES VS. 2017 BOWL WINNERS

TEAM	GAMES
Nebraska	7
Minnesota	7
Oklahoma	7

SEVEN INDUCTED INTO NEBRASKA ATHLETICS HALL

Hall of Fame head coaches Bob Devaney and Tom Osborne headlined the fourth class of the Nebraska Athletics Hall of Fame, inducted on Sept. 7.

2018 NEBRASKA ATHLETICS HALL OF FAME INDUCTEES

- Darin Erstad, BSB/FB (1993-95/1994)
- Peaches James, SB (2001-04)
- Sarah Pavan, VB (2004-07)
- Mike Rozier, FB (1981-83)
- Tom Schlesinger, MGYM (1985-88)
- Bob Devaney, Head Coach (1962-72), Athletic Director (1967-92)
- Tom Osborne, Head Coach (1973-97), Athletic Director (2007-12)

Devaney and Osborne were the first coaches enshrined in the Nebraska Athletic Hall of Fame. Devaney guided Nebraska to a 101-20-2 record over 11 seasons from 1962 to 1972 and won eight Big Eight titles and the first two national championships – in any sport – in school history (1970 and 1971). Osborne served on Devaney's staff each year before taking over as head coach. He won 14 conference titles and three national championships in his 25 seasons (1973-97), guiding Nebraska to a 255-49-3 record. Devaney and Osborne were just the third coaching duo to post back-to-back 100-win careers at the same institution and the first to do so in 22 years after Osborne recorded his 100th victory in 1983.

The 1983 Heisman Trophy winner, Rozier was the other football honoree. He was the second player in NCAA history to rush for 2,000 yards in a season when he ran for 2,148 yards in 1983 en route to winning the Heisman Trophy.

NFL STARS HIGHLIGHT 2018 NEBRASKA FOOTBALL HALL OF FAME CLASS

Six players were inducted into the Nebraska Football Hall of Fame on Sept. 14 and honored before the Troy game on Sept. 15. The group is headlined by Long-time NFL standouts Mike Rucker, Kyle Larson and Danny Woodhead.

2018 NEBRASKA FOOTBALL HALL OF FAME INDUCTEES

- Mike Rucker, Defensive End, Nebraska, 1995-98
- Kyle Larson, Punter, Nebraska, 2001-03
- Bob Sledge, Offensive Line, Nebraska, 1986-88
- Dan Schmidt, Offensive Line, Nebraska, 1974-76
- Danny Woodhead, Running Back, Chadron State, 2004-07
- Casey Beran, Defensive End, Chadron State, 1996-99

NU AMONG ATTENDANCE LEADERS

Nebraska averaged 89,798 fans for seven home games in 2017 to rank 10th nationally in average attendance. Nebraska has ranked in the top 11 nationally in attendance each of the past five seasons. The Huskers ranked 10th in 2016 (90,200), 11th in 2015 (89,998); 10th in 2014 (91,249, a school record) and ninth in 2013 (90,933).

- The Huskers have ranked in the top 15 nationally in attendance every season since 2006 and in the top 20 every year since at least 2000.
- Nebraska is averaging 89,606 fans through two games in 2018.

NCAA-RECORD SELLOUT STREAK CONTINUES

One of the most remarkable streaks in college sports continued in 2017. Nebraska has sold out every game at Memorial Stadium since Nov. 3, 1962, an NCAA-record streak of 363 consecutive sellouts, 98 more than second-place Notre Dame. NU is 305-58 (.840) during the streak and overall attendance during the streak is more than 27 million fans.

LONGEST SELLOUT STREAKS IN NCAA HISTORY

RK.	SCHOOL	TOTAL
1.	Nebraska	363
2.	Notre Dame	265

HUSKERS OWN IMPRESSIVE HOME-FIELD ADVANTAGE

Nebraska has rewarded the loyalty of its fans with great success at Memorial Stadium.

- Nebraska has won at least six home games in 24 of the past 31 seasons. NU is 171-35 (.830) at home since 1989.
- The Huskers were 7-0 at home in 2016, marking the Huskers' first perfect home season since 2012, and just the second since 2001.
- NU is 18-11 in Big Ten home games since joining the league in 2011.
- Since 1970, Nebraska has had three home winning streaks of 20 or more games and has posted 41 unbeaten and untied home seasons.
- The Huskers are 540-154-20 all-time in Lincoln (.770, 714 games, 129 years), and 415-131-13 (.754, 559 games, 95 years) in Memorial Stadium (since 1923).

NEBRASKA AMONG TOP ALL-TIME PROGRAMS

Nebraska is in its 129th season and boasts an 893-383-40 all-time record in 1,316 games (.694). Nebraska is one of 10 programs with 800 all-time victories, ranking fifth with 893 wins.

- Nebraska is nearing the 900-win club. Entering the 2018 season, Michigan (946) was the only program with 900 wins. Ohio State (902) and Texas (901) have joined the group in 2018.
- Since 1970, Nebraska owns a 459-141-5 record, for a .763 winning percentage in 605 games.
- Nebraska is the nation's wins leader over the last 40 and 50 years.
- Nebraska has 24 10-win seasons since 1970. Overall, the Huskers have won at least 10 games in a season 27 times, including 12 seasons with 11 or more wins, seven seasons with 12 or more wins and three 13-win seasons (1971, 1994, 1997).
- NU posted its nation-leading 50th all-time nine-win season in 2016. Forty-two of those nine-win seasons have come since 1970 and 48 since 1962, 15 more than any other school.
- NU was the first team in NCAA history to win 100 games in consecutive decades, leading the nation with 103 wins in the 1980s and ranking second with 108 wins in the 1990s.

HUSKERS RANK 4TH & 7TH ALL-TIME IN NATIONAL TITLES

Nebraska has won a total of five national titles in 1970, 1971, 1994, 1995 and 1997. In 1971, 1995 and 1997, the Huskers were crowned national champions in both the Associated Press and coaches' polls. In 1970, Nebraska was awarded the AP national title, but was No. 3 in the coaches poll behind No. 1 Texas and No. 2 Ohio State, both of whom lost their bowl games (the coaches' poll was voted on before bowl games). In 1997, undefeated Nebraska was voted No. 1 in the coaches' poll, while undefeated Michigan was No. 1 in the AP poll.

- In the coaches' poll (since 1950), Nebraska is tied with Miami and Texas for fourth with four national titles, behind Alabama (10), Oklahoma (6) and USC (5).
- In the AP poll (since 1936), Nebraska is tied with Minnesota for seventh with four national titles, trailing Alabama (11), Notre Dame (8), Oklahoma (7), Miami (5), Ohio State (5) and USC (5).

NEBRASKA UNDER FROST

Overall	0-3
vs. AP Ranked Teams	0-1
vs. AP Top 10 Teams	0-0
vs. Unranked Teams	0-2
vs. Big Ten Teams	0-1
Home	0-2
Road	0-1
Neutral	0-0
In August	0-0
In September	0-3
In October	0-0
In November	0-0
In December	0-0
In January	0-0
When Rushing for 200 or more yards	0-1
When Rushing for 300 or more yards	0-1
When Passing for 200 or more yards	0-1
When Passing for 300 or more yards	0-0
When NU player rushes for 100 yards	0-1
When NU has two 100-yard rushers	0-1
When NU player has 100 yards receiving	0-0
When Opponent has 100 Yd. Rusher	0-1
When Scoring 35 or More Points	0-0
When Holding Opponent to 10 Pts. or less	0-0
When forcing three or more turnovers	0-0
When winning turnover margin	0-0
When Nebraska scores first	0-0
When Nebraska leads at halftime	0-1
When Nebraska trails at halftime	0-2
When Nebraska is tied at halftime	0-0
Games decided by 11 points or more	0-1
Games decided by 10 or less	0-2
Games decided by 7 or less	0-2
Games decided by 3 or less	0-0
Overtime games	0-0



Nebraska has a long-standing tradition of being one of the leading programs in putting players into the National Football League.

Twenty-five Huskers are currently on NFL rosters, including 18 on active 53-man rosters, with another four players on NFL practice squads and three players on injured reserve.

The group is led by four-time All-Pro and five-time Pro Bowl selection Ndamukong Suh who is in his first season with the Los Angeles Rams. Linebacker Lavonte David is a captain of the Tampa Bay Buccaneers and has more than 750 tackles in six NFL seasons. David is a three-time All-Pro.

- Nebraska has had more than 400 players see action in the National Football League.
- At least one Husker has been selected in 56 consecutive NFL Drafts, the fifth-longest streak in NFL history.
- Two or more Huskers were taken in every NFL Draft from 1963 to 2016, the longest such streak in Draft history.
- A former Husker has appeared on a Super Bowl roster for 25 consecutive years, the longest streak in the nation.
- Since 1997, Nebraska ranks second in the Big Ten Conference with 90 NFL draftees.

Chris Jones, Arizona Cardinals, PS
Sam Koch, Baltimore Ravens
Alex Lewis, Baltimore Ravens
Stanley Jean-Baptiste, Baltimore Ravens, IR
Prince Amukamara, Chicago Bears
Cethan Carter, Cincinnati Bengals, IR
Maliek Collins, Dallas Cowboys
Randy Gregory, Dallas Cowboys
Brett Maher, Dallas Cowboys
Andy Janovich, Denver Broncos, Team Captain
Ameer Abdullah, Detroit Lions
Matt Slauson, Indianapolis Colts
Niles Paul, Jacksonville Jaguars
Tanner Lee, Jacksonville Jaguars, PS
Ndamukong Suh, Los Angeles Rams
Rex Burkhead, New England Patriots
Vincent Valentine, New England Patriots, PS
Nick Gates, New York Giants, IR
Quincy Enunwa, New York Jets
Spencer Long, New York Jets
Brent Qvale, New York Jets
Nathan Gerry, Philadelphia Eagles
Lavonte David, Tampa Bay Buccaneers
Will Compton, Tennessee Titans
Joshua Kalu, Tennessee Titans, PS

NU LEADS IN CONFERENCE CROWNS

Nebraska has won a nation-leading 46 football conference championships in school history. The Huskers won 13 conference titles under Tom Osborne and eight under Bob Devaney.

- The Huskers have won titles in five different conferences, including: the Western Inter-State University Foot Ball Association (3 titles); the Missouri Valley (12 titles); the Big 6 (9 titles); the Big Eight (20 titles); and the Big 12 (2 titles).
- Nebraska's 46 conference titles are tied with Oklahoma for the most in NCAA history. Nebraska, Oklahoma and Michigan (42) are the only programs in NCAA history to win at least 40 conference championships.

NEBRASKA ALSO EXCELS IN THE CLASSROOM

Nebraska's rich tradition is not limited to the field, as the Huskers have been outstanding in the classroom as well.

- Nebraska owns the NCAA record with 333 CoSIDA Academic All-Americans across all sports.
- Nebraska football has produced 108 academic All-Americans, the most of any single team in NCAA history.
- Nebraska also owns the NCAA record with 17 Top 10 Award Winners, which is considered the "Heisman Trophy" of academics.
- Nebraska football has produced nine Top 10 Award winners, the most of any single team in NCAA history.

HISTORY

Season of Football.....	129th
All-Time Games Played	1,316
All-Time Record.....	893-383-40 (.694)
National Ranking in All-Time Wins	5th
All-Time Bowl Appearances	53
National Ranking in Bowl Appearances	3rd
All-Time Bowl Record.....	26-27

CHAMPIONSHIPS

National Championships	5
Back-to-Back National Championships	2
Undefeated Seasons	11
Perfect Seasons	9
Conference Championships	46

RECORD BREAKDOWN

Home Games	540-154-20 (.770)
Memorial Stadium	415-131-13 (.754)
Record in August.....	13-0-0 (1.000)
Record in September	177-46-6 (.786)
Record in October.....	361-142-19 (.710)
Record in November	305-160-15 (.651)
Record in December	22-14-0 (.611)
Record in January.....	14-21-0 (.400)
Record in February	1-0-0 (1.000)
In Overtime.....	8-4
At Night.....	97-41-3
When Scoring 35+ Points.....	365-9
When Allowing 10 Points or Less	252-7-1
vs. Big Ten Teams	115-93-10
• In Big Ten Play (since 2011).....	34-25
• Home	18-10
• Away.....	16-14
• Neutral	0-1
vs. Ranked Teams	104-129-3
• Home	50-40-0
• Away.....	29-65-3
• Neutral	25-24-0
• as No. 1 Team	46-7-1

STREAKS

Consecutive Games Scoring a Point	286
Consecutive Home Games Scoring a Point...	329
Consecutive Home Sellouts.....	364
Record in Sellout Streak	305-58
• vs. Ranked Teams.....	45-29

INDIVIDUAL HONORS

College Football Hall of Fame Players	18
College Football Hall of Fame Coaches.....	6
First-Team All-Americans	110
CoSIDA Academic All-Americans*	108
NCAA Top Ten Award Winners*	9
Heisman Trophy Winners	3
Walter Camp Award Winners	3
Maxwell Trophy Winners.....	1
Outland Trophy Winners*.....	9
Lombardi Trophy Winners.....	5
Butkus Award Winners.....	1
Johnny Unitas Golden Arm Award Winners..	1
Davey O'Brien Award Winners.....	1
Rimington Award Winners.....	1
Bednarik Award Winners	1
Nagurski Trophy Winners	1
Retired Jerseys	25
All-Conference Selections	519

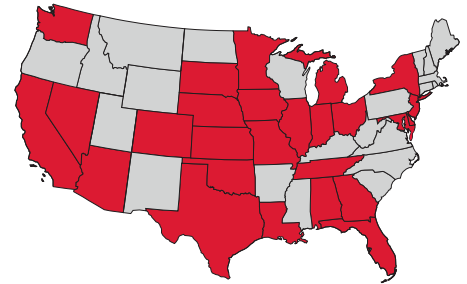
*Total leads the nation

SCHEDULE NOTES

- Nebraska's 2018 FBS opponents combined for a 91-51 record in 2017.
- The Huskers will play five games against opponents who won at least 10 games in 2017, the second-most nationally.
- Nebraska will play nine games against 2017 bowl teams, the second-most nationally. NU is the only Big Ten team who will play nine games against 2017 bowl teams.
- NU will play a nation-leading seven games against teams that won a bowl game in 2017.
- Nebraska will face four teams who finished the 2017 season ranked in the top 20 of the Associated Press poll (at No. 5 Ohio State, at No. 7 Wisconsin, No. 15 Michigan State and at No. 17 Northwestern).
- Each of Nebraska's five road opponents won at least eight games in 2017 while combining for a 51-16 record.
- Three of the Huskers' five road opponents were ranked in the top 20 of the final 2017 AP poll (Ohio State, Wisconsin, Northwestern), while Iowa received votes in the final poll and Michigan spent 11 weeks ranked during the 2017 season, including six weeks in the top 10.

COACHING STAFF NOTES

- Head Coach **Scott Frost** is in his third season as a head coach in 2018. Frost is one of four former Husker players to return to the Nebraska sideline as head coach, and he is one of 26 FBS head coaches coaching at his alma mater.
- Nebraska's staff also includes former Huskers Greg Austin (2003-06), Ryan Held (1993-96) and Barrett Ruud (2001-04).
- Scott Frost and all 10 of his assistant coaches are in their third season working together, after Frost's entire staff followed him from UCF to Nebraska.
- The Huskers' staff teamed up to produce the greatest two-year turnaround in college football history at Central Florida. The staff inherited an 0-12 Knight team and led UCF to a 13-0 season in 2017, when the Knights were the nation's only undefeated team.
- Frost is one of only four FBS head coaches who won a national title as a player. Both Frost (1995 & 1997) and Ryan Held (1994 & 1995) were two-time national champions at Nebraska.
- Scott Frost was the consensus choice as the 2017 national coach of the year, while offensive coordinator Troy Walters was a finalist for the Broyles Award last season. Defensive coordinator Erik Chinander was a nominee for the 2016 Broyles Award.
- Troy Walters, the all-time leading receiver in Pac-12 history, was the 1999 Biletnikoff Award winner as the nation's top receiver. He is the only Biletnikoff Award winner currently coaching in college football.



ROSTER NOTES

- Nebraska's roster features 140 players hailing from 27 different states.
- The roster features 62 homegrown Huskers and is unofficially the largest roster of any non-service academy in the country.
- Behind Nebraska, the states most represented are: Florida (10), California (7), Texas (6) and Colorado, Georgia, Kansas and Missouri (5).
- Nebraska's 140-player roster is believed to be the third-largest roster in the country behind Army and Navy.
- The roster features 55 newcomers, including 40 true freshmen, 12 transfers (6 junior college transfers, 4 FBS transfers and 2 FCS transfers) and three newcomers who earned spots on the team via walk-on tryouts.
- More than two-thirds of the Huskers' 2018 roster are underclassmen, as 94 of Nebraska's 140 players are either freshmen or sophomores.

ACADEMIC NOTES

- Nebraska has always placed an emphasis on academic success, as the Husker football program has produced more CoSIDA Academic All-Americans than any other sport in NCAA history. With that emphasis, it has become a trend in recent years for many NU football players to earn their degree before playing in their final game.
- A total of nine Huskers are playing the 2018 season as graduates. Nebraska's total of nine graduates rank 25th in the FBS, 16th among Power Five program and fifth among Big Ten schools.
- The following nine Huskers are playing the 2018 season as college graduates:
 - » Freedom Akinmoladun, DL
 - » Tanner Farmer, OL
 - » Jerald Foster, OL
 - » Luke Gifford, OLB
 - » Tre Neal, DB*
 - » Peyton Newell, DL
 - » Mick Stoltenberg, DL
 - » Vaha Vainuku, DL*
 - » Mikale Wilbon, RB
- An additional seven Huskers are on track to earn their degrees in December. If that happens, 15 members of Nebraska's 19-player senior class will have earned their degrees by the end of the calendar year.

COACHING LEDGER

NEBRASKA (2018)

- Head Coach (0-3 Record)

CENTRAL FLORIDA (2016-17)

- Head Coach (19-7 Record)

OREGON (2009-15)

- Offensive Coordinator (2013-15)
- Assistant Coach (WR) (2009-12)

NORTHERN IOWA (2007-08)

- Co-Defensive Coordinator (2008)
- Assistant Coach (LB) (2007)

KANSAS STATE (2006)

- Graduate Assistant

NEBRASKA (2002)

- Graduate Assistant

YEARLY TEAM RECORDS

YEAR	TEAM (ROLE)	RECORD
2007	Northern Iowa (AC)	12-1
2008	Northern Iowa (DC)	12-3
2009	Oregon (AC)	10-3
2010	Oregon (AC)	12-1
2011	Oregon (AC)	12-2
2012	Oregon (AC)	12-1
2013	Oregon (OC)	11-2
2014	Oregon (OC)	13-2
2015	Oregon (OC)	9-3
2016	UCF (HC)	6-7
2017	UCF (HC)	13-0
2018	Nebraska (HC)	0-3

HEAD COACHING RECORD **19-10**

OVERALL RECORD **122-28**

YEARLY TEAM RANKINGS

YEAR	TEAM (ROLE)	RANK
2007	UNI (AC)	4th
2008	UNI (DC)	4th
2009	Oregon (AC)	11th
2010	Oregon (AC)	3rd
2011	Oregon (AC)	4th
2012	Oregon (AC)	2nd
2013	Oregon (OC)	9th
2014	Oregon (OC)	2nd
2015	Oregon (OC)	14th*
2016	UCF (HC)	NR
2017	UCF (HC)	6th

*ranking prior to bowl game

CONFERENCE TITLES (7)

YEAR	TEAM	CONFERENCE
2007	UNI (AC)	Gateway
2008	UNI (DC)	Missouri Valley
2009	Oregon (AC)	Pac-10
2010	Oregon (AC)	Pac-10
2011	Oregon (AC)	Pac-12
2014	Oregon (OC)	Pac-12
2017	UCF (HC)	American

PLAYING LEDGER

NATIONAL FOOTBALL LEAGUE

- 3rd-Round Pick in 1998 NFL Draft
- 6-Year NFL Career at Safety

NEBRASKA (1995-97)

- 1995 & 1997 National Champion
- 24-2 Record as Starting Quarterback
- 1996 Big 12 Newcomer of the Year

STANFORD (1993-94)

- Two-Way Starter at Quarterback & Safety

HEAD COACH SCOTT FROST

- 2017 NATIONAL COACH OF THE YEAR
- 2017 AFCA REGION 1 COACH OF THE YEAR
- 2017 CONFERENCE COACH OF THE YEAR



NATIONAL COACH OF THE YEAR

Scott Frost was the consensus choice as the 2017 national coach of the year, earning the honor from at least eight different organizations.

As the Paul "Bear" Bryant Award winner, Frost joined Chris Petersen (2006 & 2009, Boise State) as the only coaches in the 32-year history of the award to win the honor while coaching a team outside of a Power Five Conference.

HISTORIC TURNAROUND AT UCF

At UCF, Frost and his staff produced the greatest two-year turnaround in college football history, inheriting an 0-12 team and leading the Knights to a 13-0 record just two years later.

- In his first season in 2016, Frost made history as the only first-time head coach in FBS history to make a bowl game with a team that was winless the previous season.
- UCF tied for the national lead with a six-win improvement from the 2015 to 2016 season. The Knights then ranked third nationally with a seven-win improvement from 2016 to 2017.
- UCF's seven-win improvement from 2016 to 2017 ranked 11th in NCAA history and was just the second time a bowl team improved by more than six wins the next season.
- Frost called UCF's plays, leading the greatest two-year offensive turnaround in NCAA history. The Knights' went from last to fifth in total offense, improving their output by more than 260 yards per game. UCF also went from third-to-last to first in scoring offense, improving by nearly 35 points per game.

FROST LED UCF TO 13-0 SEASON

In just his second season, Scott Frost guided UCF to a 13-0 record in 2017, when the Knights were the nation's only undefeated team.

- Frost became the fourth coach in FBS history to post a 13-0 record or better in either his first or second season as a head coach. Among that quartet, Frost is the only coach who inherited a team that won fewer than five games (inherited an 0-12 UCF team).
- Frost is one of only six active FBS head coaches who has posted a 13-0 season or better, joining Jimbo Fisher, Gary Patterson, Chris Petersen, Nick Saban and Kyle Whittingham.

- Frost also led Nebraska to a 13-0 record and a national title as the Huskers' starting quarterback in 1997. Frost is the only person in NCAA history to post a 13-0 season (or better) as both a player and a head coach.

ACTIVE FBS HEAD COACHES WHO HAVE PRODUCED A 13-0 SEASON OR BETTER

- Jimbo Fisher (Texas A&M)
- **Scott Frost (Nebraska)**
- Gary Patterson (TCU)
- Chris Petersen (Washington)
- Nick Saban (Alabama)
- Kyle Whittingham (Utah)

COACHES WITH A 13-0 SEASON IN THEIR 1ST OR 2ND YEAR AS A HEAD COACH

Year	Coach (School)	Season
1888	Walter Camp (Yale)	1st
2000	Bob Stoops (Oklahoma)	2nd
2006	Chris Petersen (Boise State)	1st
2017	Scott Frost (UCF)	2nd

FROST A TOP OFFENSIVE COACH

This fall marks Scott Frost's 10th season as either an offensive assistant, offensive coordinator or head coach who calls the offensive plays. During that time, he has consistently proven to be one of the nation's finest offensive coaches.

- In his last nine seasons coaching offense, Frost has worked with eight units that finished in the top 10 nationally in scoring, including seven that ranked in the top five.
- Frost has also been a part of seven teams that ranked in the top 10 nationally in total offense the past nine seasons.

FROST A PROVEN WINNER

The teams Scott Frost has been a part of have averaged 11 wins per season over the last 11 years, winning a total of seven conference titles.

- Frost has coached in two national title games and his teams have finished with a top-10 ranking eight times in the past 11 years.
- In two seasons as UCF's head coach, the Knights boasted the nation's best win improvement in 2016 and were the only FBS team to go undefeated in 2017.
- Frost was a two-time national champion who helped Nebraska to a 36-2 record, including a 24-2 mark as NU's starting quarterback.
- Frost is one of four active head coaches who won a national title as a player and is the only coach who won multiple national titles.

2018 NEBRASKA ASSISTANT COACHES



TROY WALTERS OFFENSIVE COORDINATOR/ WIDE RECEIVERS

- 1st Season at Nebraska
- 11th Career Season
- 3rd Year as an Offensive Coord.

Walters was the coordinator for the greatest two-year offensive improvement in NCAA history at UCF (125th to 1st). The Knights led the country in scoring in 2017 when he was a finalist for the Broyles Award. Walters also coaches the wide receivers, a position he played at Stanford and for eight seasons in the NFL. Walters is the only former Biletnikoff Award winner currently coaching in the FBS ranks, and he is the Pac-12's all-time leading receiver (4,047 yards).



GREG AUSTIN OFFENSIVE LINE

- 1st Season at Nebraska
- 9th Career Season
- 2 Years of NFL Experience

A former honorable-mention All-Big 12 Husker lineman, Austin boasts Power Five (Oregon) and NFL (Philadelphia) coaching experience. In 2017, his line paved the way for UCF to rank in the top 10 nationally in both rushing and passing touchdowns.



SEAN BECKTON TIGHT ENDS

- 1st Season at Nebraska
- 23rd Career Season
- 20th Year as a College Coach

One of the top receivers in UCF history, Nebraska marks Beckton's first coaching job outside the state of Florida. A veteran and versatile coach, Beckton has developed NFL draft picks at three different positions - cornerback, wide receiver and tight end.



RYAN HELD RUNNING BACKS

- 1st Season at Nebraska
- 19th Career Season
- 12 Years as a Head Coach

A former Husker, Held brings 12 years of head coaching experience at the junior college and Division II levels to Lincoln. He also boasts a winning pedigree after winning two national titles as a Husker and two as a coach (Nebraska and Tennessee).



MARIO VERDUZCO QUARTERBACKS

- 1st Season at Nebraska
- 42nd Career Season
- 31st Year as a College Coach

Under Verduzco, UCF's McKenzie Milton ranked 2nd nationally - and 16th in NCAA history - in pass efficiency in 2017. Milton also became just the third underclassman in NCAA history to record 4,000 yards passing and 500 yards rushing in a season.



ERIK CHINANDER DEFENSIVE COORDINATOR

- 1st Season at Nebraska
- 16th Career Season
- 3rd Year as a Defensive Coord.

Chinander earned a nomination for the Broyles Award in his first season as defensive coordinator at UCF in 2016. A former NFL assistant, Chinander's defense was the primary reason the Knights qualified for a bowl game one year after a winless campaign. The defense then preserved UCF's perfect season in 2017 with a pair of game-clinching interceptions in the American Athletic Conference title game and the Peach Bowl.



MIKE DAWSON DEFENSIVE LINE

- 1st Season at Nebraska
- 20th Career Season
- 3 Years of NFL Experience

Dawson boasts three years of NFL coaching experience, and he has also been a collegiate defensive coordinator. At UCF, two of Dawson's three defensive linemen earned all-conference accolades in 2017. In 2016, UCF ranked ninth nationally in TFLs.



JOVAN DEWITT OUTSIDE LINEBACKERS/ SPECIAL TEAMS COORD.

- 1st Season at Nebraska
- 20th Career Season
- 9 Years as a Defensive Coord.

The veteran of the defensive staff, Dewitt is also NU's special teams coordinator. At UCF, linebacker Shaquem Griffin was the 2016 American Athletic Conference Defensive Player of the Year after he made only nine career tackles before Dewitt's arrival.



TRAVIS FISHER DEFENSIVE BACKS

- 1st Season at Nebraska
- 6th Career Season
- 6th Year as a College Coach

Fisher has emerged as a rising star following a nine-year NFL career. Fisher was the highest-drafted defensive player in UCF history (No. 64) until he was surpassed in 2018 when his pupil Mike Hughes was selected in the first round with the 30th pick after just one season in Orlando.



BARRETT RUUD INSIDE LINEBACKERS

- 1st Season at Nebraska
- 3rd Career Season
- 1st Full-Time Coaching Role

Nebraska's all-time leading tackler, Ruud is in his first season as a full-time assistant coach. Ruud, who posted four consecutive 100-tackle seasons for the Tampa Bay Buccaneers, was a quality control administrator under Scott Frost at Central Florida the past two seasons.

GAME DAY COACHING SPOTS

SIDELINES

- Scott Frost, Head Coach
- Greg Austin, Defensive Line
- Sean Beckton, Tight Ends
- Erik Chinander, Defensive Coordinator
- Travis Fisher, Defensive Backs
- Ryan Held, Running Backs
- Barrett Ruud, Inside Linebackers

COACHES BOOTH

- Mike Dawson, Defensive Line
- Jovan Dewitt, Outside LBs/Special Teams Coord.
- Mario Verduzco, Quarterbacks
- Troy Walters, Offensive Coordinator/WRs

NEBRASKA SUPPORT STAFF

STRENGTH COACHES

- Zach Duval, Head Strength Coach
- Jasen Carlson, Assistant Strength Coach
- Dan Millington, Assistant Strength Coach
- Andrew Strop, Assistant Strength Coach

FOOTBALL ADMINISTRATION

- Gerrod Lambrecht, Chief of Staff
- Matt Davison, Associate A.D. - Football
- Adam Clark, Director of Football Operations
- Joni Duff, Football Secretary
- Teri Riggins, Football Secretary

ANALYSTS & QUALITY CONTROL STAFF

- Frank Verducci, Senior Offensive Analyst
- Dustin Haines, Offensive Analyst
- Jack Cooper, Defensive Quality Control
- Steve Cooper, Offensive Quality Control
- Zach Crespo, Special Teams Quality Control

PLAYER PERSONNEL & RECRUITING STAFF

- Ron Brown, Director of Player Development
- Sean Dillon, Director of Player Personnel
- Trent Mossbrucker, Dir. of Recruiting & Admin.
- Ryan Callaghan, Asst. Dir. of Player Personnel
- Kenny Wilhite, Director of High School Relations
- Mike Cassano, National High School Relations
- Kevin Ashmos, Recruiting Assistant

GRADUATE ASSISTANTS

- Demeitre Brim
- Chuka Ndulue
- Colby Ellis
- Nick Smith

GRADUATE MANAGERS & INTERNS

- Cole Ashby, Graduate Manager
- Steve DeMeo, Graduate Manager
- Sean Beckton Jr., Performance Intern
- Addison Morris, Recruiting/Operation Intern

FOOTBALL VIDEO

- Tate Guillotte, Director of Video Technology
- Ryan Voecks, Video Coordinator

GRADUATE MANAGERS & INTERNS

- Jay Terry, Equipment Manager
- Bryan Harrod, Assistant Equipment Manager
- Kyle Kotrous, Assistant Equipment Manager

ATHLETIC MEDICINE

- Mark Mayer, Head Football Athletic Trainer
- Drew Hamblin, Assistant Athletic Trainer
- Todd Johnson, Assistant Athletic Trainer
- Kengo Sugimoto, Grad. Asst. Athletic Trainer
- Michael Tsukamoto, Grad. Asst. Athletic Trainer
- Lonnie Albers, Associate A.D. - Medicine
- Jerry Weber, Head Athletic Trainer

PERFORMANCE NUTRITION

- Dave Ellis, Director of Performance Nutrition

SCOUTING THE PURDUE BOILERMAKERS (1-3)

PURDUE BOILERMAKERS (1-3)



HEAD COACH
JEFF BROHM

- 8-9 (at Purdue)
- 38-19 (Career Record)
- 0-1 vs. Nebraska

2018 SCHEDULE

Sept. 1	Northwestern (L, 27-31)
Sept. 8	Eastern Michigan (L, 19-20)
Sept. 15	Missouri (L, 37-40)
Sept. 22	Boston College (W, 30-13)
Sept. 29	at Nebraska
Oct. 13	at Illinois
Oct. 20	Ohio State
Oct. 27	at Michigan State
Nov. 3	Iowa
Nov. 10	at Minnesota
Nov. 17	vs. Wisconsin
Nov. 24	at Indiana

Purdue comes to Lincoln with a 1-3 record. The Boilermakers had three straight losses to begin the season, but let off some steam last weekend, knocking off No. 23 Boston College 30-13.



Last weekend, the Boilermakers racked up 372 yards on offense and picked off four passes in the upset. David Blough shredded the Eagle defense with 296 yards through the air and three touchdowns. He finished the day 21-of-28 passing. Rondale Moore accumulated 110 yards receiving with eight receptions and two scores. D.J. Knox finished the day with 51 yards on the ground and one touchdown on 20 carries.

Blough leads the Purdue offense this season and has gone 78-of-109 through the air for 990 yards, six touchdowns and one interception. Moore is Blough's

favorite target with 33 receptions for 372 yards and four scores. Knox is the top running back and has racked up 303 yards and three touchdowns on 55 rushing attempts.

On the opposite side of the ball, Jacob Thieneman and Deririck Barnes spearhead the defense with 31 tackles apiece. As a unit, the Boilermaker defense has piled up 11 sacks, four interceptions, seven forced fumbles and four fumble recoveries. All four interceptions came against Boston College last weekend.

NEBRASKA VS. PURDUE SERIES HISTORY

Nebraska and Purdue have met six times since 1958 and the Huskers hold a 4-2 advantage over the Boilermakers. Prior to Nebraska joining the Big Ten, the teams had met only once. However, the teams have played every year since 2013. Nebraska has won the last two meetings. In 2016, the Huskers beat the Boilermakers in Lincoln 27-14. Last season, NU tied a school record for largest fourth-quarter comeback. NU trailed early in the fourth quarter 24-12, before rallying for a 25-24 victory capped by a Stanley Morgan Jr. touchdown reception with 14 seconds left.

ABOUT PURDUE FOOTBALL

- **First Season:** 1887
- **All-Time Record:** 608-563-48
- **Conference Titles:** 12
- **Bowl Record:** 10-8
- **National Titles:** 0
- **Stadium:** Ross-Ade Stadium

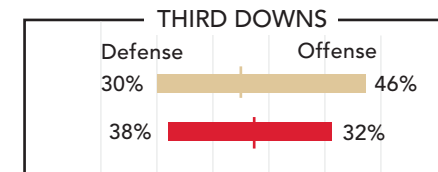
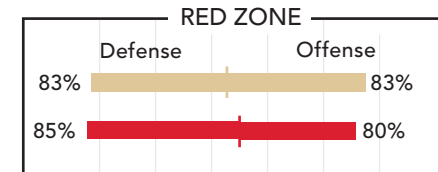
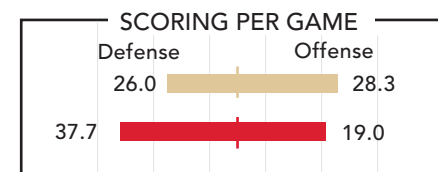
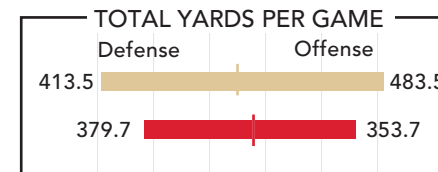
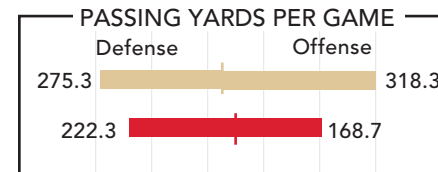
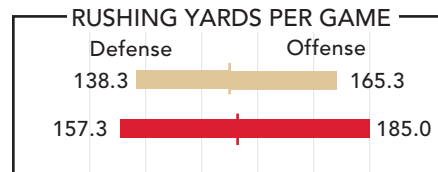
STATISTICAL RANKING COMPARISON

NEB	B1G	NAT.	CATEGORY	B1G	NAT.	PURDUE
185.0	7th	58th	Rushing Offense	8th	54th	165.3
168.7	11th	110th	Passing Offense	2nd	16th	318.3
353.7	12th	105th	Total Offense	3rd	31st	483.5
19.0	13th	117th	Scoring Offense	8th	79th	28.3
157.3	10th	68th	Rushing Defense	8th	54th	138.3
222.3	10th	74th	Pass Defense	12th	106th	275.3
379.7	10th	74th	Total Defense	12th	95th	413.5
37.7	13th	114th	Scoring Defense	10th	73rd	26.0
32%	14th	117th	3rd-Down Offense	5th	33rd	46%
38%	10th	67th	3rd-Down Defense	2nd	23rd	30%
80%	9th	92nd	Red Zone Offense	6th	81st	83%
85%	9th	72nd	Red Zone Defense	7th	64th	83%
34.1	14th	108th	Net Punting	4th	31st	40.7
0.2	14th	124th	Punt Returns	11th	98th	5.4
251	7th	83rd	Penalty Yards	9th	99th	270
-1.7	13th	125th	Turnover Margin	11th	95th	-0.5

PURDUE STAT LEADERS

PASSING	CMP-ATT-INT	PCT	YDS	TD	
David Blough	78-109-1	71.6	990	6	
Elijah Sindelar	26-44-3	59.1	283	2	
RUSHING	ATT.	YDS	YPC	TD	
D.J. Knox	55	303	5.5	3	
Markell Jones	29	181	6.2	0	
Rondale Moore	6	132	22.0	1	
RECEIVING	REC.	YDS	YPC	TD	
Rondale Moore	33	372	11.3	4	
Jared Sparks	14	146	10.4	0	
Brycen Hopkins	12	205	17.1	1	
Isaac Zico	12	201	16.8	0	
TACKLES	SOLO	TOTAL	TFL	SACK	
Jacob Thieneman	18	31	2	1.0	
Derrick Barnes	24	31	4	3.0	
Cornel Jones	19	29	8	2.5	
Markus Bailey	22	29	4.5	2.5	
PUNTING	NO.	YDS	AVG	LG	I20
Joe Schopper	15	635	42.3	56	4
FIELD GOALS	MADE	ATT	PCT	LG	
Spencer Evans	7	10	70.0	38	
J.D. Dellinger	1	2	50.0	21	

STATISTICAL COMPARISON



■ PURDUE ■ NEBRASKA

CAREER STARTS - OFFENSE

PLAYER	'15	'16	'17	'18	ALL
Morgan Jr.	3	9	8	3	23
Farmer	-	11	8	3	22
Foster	0	4	12	3	19
Conrad	0	5	7	3	15
Jaimes	-	-	9	3	12
Wilbon	0	0	7	0	7
M. Farniok	-	-	4	3	7
Spielman	-	-	4	3	7
Ozigbo	0	1	3	0	4
Reimers	0	1	2	1	4
Stoll	-	-	1	3	4
Bell	-	-	-	3	3
Lindsey	-	-	1	0	1
Martinez	-	-	-	2	2
M. Williams	-	-	-	2	2
C. Young	-	0	1	0	1
Bunch	-	-	-	1	1

CAREER STARTS - DEFENSE

PLAYER	'15	'16	'17	'18	ALL
D. Young II	11	9	11	3	34
Akinmoladun	4	13	12	3	32
Stoltenberg	0	9	12	3	24
A. Williams	3	11	8	2	24
T. Neal	5*	-	13*	3	21
C. Davis	-	4	12	0	16
Jackson	-	1	12	3	16
Gifford	0	0	7	3	10
Reed	0	1	4	1	6
Lee Jr.	-	0	6	0	6
A. Davis	-	0	5	0	5
Barry	-	0	2	3	5
Bootle	-	-	1	3	4
Stille	-	-	1	3	4
Ferguson	-	-	-	3	3
Dismuke	-	-	1	0	1

*at UCF

CAREER STARTS - SPECIAL TEAMS

PLAYER	'15	'16	'17	'18	ALL
Ober	13	13	12	2	40
Lightbourn	-	12	12	3	27
Pickering	-	-	-	2x	2x
Urbach	-	-	-	1	1

CONSECUTIVE STARTS (MIN. 10)

PLAYER, POSITION	STARTS
Freedom Akinmoladun, DL	28
Caleb Lightbourn, P	23
Mick Stoltenberg, DL	23
Tre Neal, S	16*
Jerald Foster, OG	15
Lamar Jackson, CB	15
Brenden Jaimes, OT	12

*includes games at UCF

NEBRASKA DEPTH CHART • PURDUE

OFFENSIVE DEPTH CHART

WR	8	Stanley Morgan Jr.	6-1	200	Sr.	New Orleans, La.
	83	Bryan Reimers	6-5	220	Sr.	Lincoln, Neb.
	-OR- 88	Jaron Woodyard	5-9	190	Jr.	Gaithersburg, Md.
LT	76	Brenden Jaimes	6-6	300	So.	Austin, Texas
	65	Christian Gaylord	6-6	310	Jr.	Baldwin City, Kan.
LG	67	Jerald Foster	6-3	335	Sr.	Lincoln, Neb.
	50	John Raridon	6-4	320	So.	West Des Moines, Iowa
C	62	Cole Conrad	6-5	320	Sr.	Fremont, Neb.
	66	Hunter Miller	6-4	325	RFr.	Stromsburg, Neb.
RG	63	Tanner Farmer	6-4	325	Sr.	Highland, Ill.
	56	Boe Wilson	6-3	305	So.	Lee's Summit, Mo.
RT	71	Matt Farniok	6-6	330	So.	Sioux Falls, S.D.
	70	Matt Sichterman	6-4	310	RFr.	Kings Mills, Ohio
TE	86	Jack Stoll	6-4	260	So.	Lone Tree, Colo.
	11	Austin Allen	6-8	245	RFr.	Aurora, Neb.
	-OR- 82	Kurt Rafdal	6-7	250	RFr.	Carmel, Ind.
WR	19	Mike Williams	5-10	185	Jr.	Lake City, Fla.
	15	Andre Hunt	6-0	190	Fr.	Palm Dale, Calif.
WR	10	JD Spielman	5-9	185	So.	Eden Prairie, Minn.
	1	Tyjon Lindsey	5-9	200	So.	Corona, Calif.
QB	2	Adrian Martinez	6-2	220	Fr.	Fresno, Calif.
	17	Andrew Bunch	6-1	210	So.	Thompson Station, Tenn.
RB	25	Greg Bell	6-0	205	Jr.	Chula Vista, Calif.
	-OR- 22	Devine Ozigbo	6-0	235	Sr.	Sachse, Texas
	28	Maurice Washington	6-1	190	Fr.	Stockton, Calif.
-OR- 26	Miles Jones	5-8	175	Fr.	Miramar, Fla.	

DEFENSIVE DEPTH CHART

DE	91	Freedom Akinmoladun	6-4	295	Sr.	Grandview, Mo.
	94	Khalil Davis	6-2	310	Jr.	Blue Springs, Mo.
	-OR- 97	Deontre Thomas	6-3	290	So.	Mustang, Okla.
NG	44	Mick Stoltenberg	6-5	315	Sr.	Gretna, Neb.
	99	Peyton Newell	6-3	300	Sr.	Hiawatha, Kan.
	-OR- 93	Damion Daniels	6-3	340	RFr.	Dallas, Texas
DE	95	Ben Stille	6-5	290	So.	Ashland, Neb.
	-OR- 96	Carlos Davis	6-2	325	Jr.	Blue Springs, Mo.
	9	DaiShon Neal	6-7	310	Jr.	Houston, Texas
OLB	43	Tyrin Ferguson	6-2	230	Jr.	New Orleans, La.
	22	Alex Davis	6-5	255	Jr.	Riviera Beach, Fla.
ILB	5	Dedrick Young II	6-1	245	Sr.	Peoria, Ariz.
	-OR- 31	Collin Miller	6-3	245	So.	Fishers, Ind.
ILB	7	Mohamed Barry	6-1	230	Jr.	Grayson, Ga.
	-OR- 3	Will Honas	6-1	235	Jr.	Wichita, Kan.
OLB	12	Luke Gifford	6-4	245	Sr.	Lincoln, Neb.
	4	Caleb Tannor	6-2	210	Fr.	Stone Mountain, Ga.
CB	21	Lamar Jackson	6-3	215	Jr.	Elk Grove, Calif.
	15	Braxton Clark	6-4	200	Fr.	Orlando, Fla.
S	24	Aaron Williams	5-11	190	Sr.	Atlanta, Ga.
	25	Antonio Reed	6-2	215	Sr.	Memphis, Tenn.
	13	JoJo Domann	6-1	225	So.	Colorado Springs, Colo.
S	14	Tre Neal	6-1	215	Sr.	Atlanta, Ga.
	41	Deontai Williams	6-1	200	So.	Jacksonville, Fla.
	19	Marquel Dismuke	6-2	200	So.	Compton, Calif.
CB	23	Dicaprio Bootle	5-10	190	So.	Miami, Fla.
	17	Cam Taylor	6-0	205	Fr.	Montgomery, Ala.

SPECIAL TEAMS DEPTH CHART

PK	32	Barret Pickering	6-0	195	Fr.	Birmingham, Ala.
	39	Cole Frahm	6-6	235	RFr.	Omaha, Neb.
P	35	Caleb Lightbourn	6-3	250	Jr.	Washougal, Wash.
	98	Isaac Armstrong	5-11	205	Jr.	Lincoln, Neb.
LS	84	Jordan Ober	6-1	225	Jr.	Las Vegas, Nev.
	92	Chase Urbach	6-3	210	Jr.	Grosse Pointe, Mich.
H	98	Isaac Armstrong	5-11	205	Jr.	Lincoln, Neb.
	35	Caleb Lightbourn	6-3	250	Jr.	Washougal, Wash.
KR	10	JD Spielman	5-9	185	So.	Eden Prairie, Minn.
	88	Jaron Woodyard	5-9	190	Jr.	Gaithersburg, Md.
	28	Maurice Washington	6-1	190	Fr.	Stockton, Calif.
PR	1	Tyjon Lindsey	5-9	200	So.	Corona, Calif.
	10	JD Spielman	5-9	185	So.	Eden Prairie, Minn.
	8	Stanley Morgan Jr.	6-1	200	Sr.	New Orleans, La.

2018 NEBRASKA GAME-BY-GAME STARTERS

OFFENSIVE STARTING LINEUPS

OPPONENT	WR	WR	WR	TE	RT	RG	C	LG	LT	QB	RB	PK
Colorado	Morgan Jr.	Williams	Spielman	Stoll	Farniok	Farmer	Conrad	Foster	Jaimes	Martinez	Bell	Pickering
Troy	Morgan Jr.	Reimers	Spielman	Stoll	Farniok	Farmer	Conrad	Foster	Jaimes	Bunch	Bell	Pickering
Michigan	Morgan Jr.	Williams	Spielman	Stoll	Farniok	Farmer	Conrad	Foster	Jaimes	Martinez	Bell	Pickering
Purdue												
Wisconsin												
Northwestern												
Minnesota												
Bethune-Cookman												
Ohio St.												
Illinois												
Michigan St.												
Iowa												

DEFENSIVE STARTING LINEUPS

OPPONENT	DE	NG	DE	OLB	ILB	ILB	OLB	CB	S	S	CB	P
Colorado	Akinmoladun	Stoltenberg	Stille	Ferguson	Young	Barry	Gifford	Jackson	Reed	Neal	Bootle	Lightbourn
Troy	Akinmoladun	Stoltenberg	Stille	Ferguson	Young	Barry	Gifford	Jackson	A. Williams	Neal	Bootle	Lightbourn
Michigan	Akinmoladun	Stoltenberg	Stille	Ferguson	Young	Barry	Gifford	Jackson	A. Williams	Neal	Bootle	Lightbourn
Purdue												
Wisconsin												
Northwestern												
Minnesota												
Bethune-Cookman												
Ohio St.												
Illinois												
Michigan St.												
Iowa												

2018 NEBRASKA PLAYER PARTICIPATION

PLAYER, POS.	GP	GS	PLAYER, POS.	GP	GS	PLAYER, POS.	GP	GS
Freedom Akinmoladun, DE	3	3	Andre Hunt, WR	1	0	Mick Stoltenberg, DL	3	3
Austin Allen, TE	3	0	Lamar Jackson, CB	3	3	Eli Sullivan, S	1	0
Isaac Armstrong, P/H	2	0	Brenden Jaimes, OL	3	3	Caleb Tannor, OLB	3	0
Mohamed Barry, ILB	3	3	Cameron Jurgens, TE	1	0	Cam Taylor, CB	3	0
Greg Bell, RB	3	3	Caleb Lightbourn, P	3	3	Deontre Thomas, DL	3	0
Dicaprio Bootle, CB	3	3	Tyjon Lindsey, WR	3	0	Guy Thomas, DL	1	0
Andrew Bunch, QB	3	1	Adrian Martinez, QB	2	2	Chase Urbach, LS	1	0
Braxton Clark, CB	1	0	Wyatt Mazour, RB	3	0	Maurice Washington, RB	3	0
Cole Conrad, OL	3	3	Jaevon McQuitty, WR	1	0	Jacob Weinmaster, ILB	3	0
Ethan Cox, CB	2	0	Collin Miller, OLB	3	0	Aaron Williams, S	3	2
Damion Daniels, DL	3	0	Stanley Morgan Jr., WR	3	3	Deontai Williams, S	2	0
Alex Davis, OLB	3	0	DaiShon Neal, DL	1	0	Mike Williams, WR	3	2
Carlos Davis, DL	3	0	Tre Neal, S	3	3	Boe Wilson, OL	3	0
Khalil Davis, DL	3	0	Peyton Newell, DL	3	0	Jaron Woodyard, WR	1	0
Marquel Dismuke, S	2	0	Jordan Ober, LS	3	2	Dedrick Young II, ILB	3	3
JoJo Domann, S	1	0	Devine Ozigbo, RB	3	0			
Tanner Farmer, OL	3	3	Barret Pickering, PK	3	3			
Matt Farniok, OL	3	3	Kurt Rafdal, TE	3	0			
Tyrin Ferguson, OLB	3	3	Antonio Reed, S	3	1			
Jerald Foster, OL	3	3	Bryan Reimers, WR	1	1			
Christian Gaylord, OL	2	0	Austin Rose, RB	3	0			
Luke Gifford, OLB	3	3	Matt Sichterman, OL	1	0			
Trent Hixson, OL	1	0	JD Spielman, WR	3	3			
Todd Honas, WR	2	0	Ben Stille, DL	3	3			
Will Honas, ILB	3	0	Jack Stoll, TE	3	3			

NUMERICAL ROSTER

NO.	NAME	POS.
1	Tyjon Lindsey	WR
2	Tony Butler	CB
2	Adrian Martinez	QB
3	Will Honas	ILB
4	Avery Anderson	S
4	Jaevon McQuitty	WR
4	Caleb Tanner	OLB
5	Dedrick Young II	ILB
6	Eric Lee Jr.	CB
7	Mohamed Barry	ILB
8	Stanley Morgan Jr.	WR
9	DaiShon Neal	DL
10	JD Spielman	WR
11	Austin Allen	TE
11	Vaha Vainuku	DL
12	Luke Gifford	OLB
12	Katerian Legrone	TE
13	JoJo Domann	S
13	Justin McGriff	WR
14	Tre Neal	S
15	Braxton Clark	CB
15	Andre Hunt	WR
16	Ethan Cox	CB
16	Noah Vedral	QB
17	Andrew Bunch	QB
17	Cam Taylor	CB
18	Matt Masker	QB
18	Guy Thomas	OLB
19	Marquel Dismuke	S
19	Mike Williams	WR
21	Lamar Jackson	CB
21	Mikale Wilbon	RB
22	Alex Davis	OLB
22	Devine Ozigbo	RB
23	Dicaprio Bootle	CB
24	Aaron Williams	S
25	Greg Bell	RB
25	Antonio Reed	S
26	Miles Jones	RB
26	CJ Smith	S
28	Maurice Washington	RB
29	Bennett Folkers	WR
29	Cam'ron Jones	S
29	Austin Rose	RB
30	Quayshon Alexander	OLB
30	Bo Kitrell	RB
30	Eli Sullivan	S
31	Collin Miller	ILB
31	Kade Warner	WR
32	Pernell Jefferson	OLB
32	Barret Pickering	PK
33	Jaylin Bradley	RB
34	Breon Dixon	OLB
34	Simon Otte	OLB
35	Moses Bryant	CB
35	Caleb Lightbourn	P
36	Christian Banker	WR
36	Spencer Jordan	ILB
36	Reid Karel	DB
37	Corbin Frederick	DB
37	Wyatt Mazour	RB
38	Brody Belt	RB
38	Damian Jackson	DL
39	Bradley Bunner	DB
39	Cole Frahm	PK
39	Andrew Thurman	WR
40	Grant Jordan	ILB
40	Brandon Robbins	WR
41	Justin Holm	WR
41	Deontai Williams	S

2018 NEBRASKA ALPHABETICAL ROSTER

NO.	NAME	POS.	HT.	WT.	YR.	HOMETOWN (HIGH SCHOOL/COLLEGE)
91 ***	Akinmoladun, Freedom	DL	6-4	295	Sr.	Grandview, Mo. (Grandview)
30	Alexander, Quayshon	OLB	6-3	250	So.	Prospect Park, N.J. (De Paul Catholic)
42	Alioth Jr., Chad	WR	6-2	195	RFr.	Omaha, Neb. (North)
11	Allen, Austin	TE	6-8	245	RFr.	Aurora, Neb. (Aurora)
45	Alston, David	OLB	6-4	225	Fr.	Saint Paul, Minn. (Woodbury)
4	* Anderson, Avery	S	6-0	180	Jr.	Surprise, Ariz. (Pine Creek [Colo.])
75	Anderson, Fyn	DL	6-3	285	Jr.	Lincoln, Neb. (Southeast)
50	Archer, Jake	LB	6-0	210	Fr.	Omaha, Neb. (Skutt Catholic)
98	Armstrong, Isaac	P	5-11	205	Jr.	Lincoln, Neb. (Kearney HS/Southwest HS)
61	Balenger, Mitchell	OL	6-2	305	Fr.	Leonardtown, Md. (Leonardtown/Fork Union [Va.] Military Academy)
51	Banderas, Anthony	LB	6-1	225	Fr.	Lincoln, Neb. (Southwest)
73	Bando, Broc	OL	6-5	315	RFr.	Lincoln, Neb. (IMG [Fla.] Academy)
36	Banker, Christian	WR	6-0	190	RFr.	Omaha, Neb. (Skutt Catholic)
7	** Barry, Mohamed	ILB	6-1	230	Jr.	Grayson, Ga. (Grayson)
25	Bell, Greg	RB	6-0	205	Jr.	Chula Vista, Calif. (Bonita Vista/Arizona Western CC)
38	Belt, Brody	RB	5-8	185	Fr.	Omaha, Neb. (Millard West)
23	* Bootle, Dicaprio	CB	5-10	190	So.	Miami, Fla. (Southridge)
33	* Bradley, Jaylin	RB	6-0	210	So.	Bellevue, Neb. (West)
35	Bryant, Moses	CB	5-11	200	Fr.	Elkhorn, Neb. (South)
17	Bunch, Andrew	QB	6-1	210	So.	Thompson's Station, Tenn. (Independence/Scottsdale [Ariz.] CC)
39	Bunner, Bradley	DB	6-0	190	RFr.	Clarkson, Neb. (Clarkson)
2	* Butler, Tony	CB	6-2	205	So.	Lakewood, Ohio (St. Edward)
58	Cassidy, Chris	ILB	6-0	225	Fr.	Lincoln, Neb. (Pius X)
45	Chaffin, Ty	WR	6-5	210	So.	Burwell, Neb. (Burwell)
15	Clark, Braxton	CB	6-4	200	Fr.	Orlando, Fla. (Dr. Phillips)
62	** Conrad, Cole	OL	6-5	320	Sr.	Fremont, Neb. (Archbishop Bergan)
16	Cox, Ethan	CB	5-10	185	RFr.	Blair, Neb. (Blair)
95	Cromer, Alec	P	6-4	230	So.	Beatrice, Neb. (Beatrice/South Dakota State)
93	Daniels, Damion	DL	6-3	340	RFr.	Dallas, Texas (Bishop Dunne)
22	** Davis, Alex	OLB	6-5	255	Jr.	Riviera Beach, Fla. (Dwyer)
96	** Davis, Carlos	DL	6-2	325	Jr.	Blue Springs, Mo. (Blue Springs)
94	** Davis, Khalil	DL	6-2	310	Jr.	Blue Springs, Mo. (Blue Springs)
19	* Dismuke, Marquel	S	6-2	200	So.	Compton, Calif. (Calabasas)
34	Dixon, Breon	OLB	6-0	205	So.	Loganville, Ga. (Grayson/Ole Miss)
13	* Domann, JoJo	S	6-1	225	So.	Colorado Springs, Colo. (Pine Creek)
63	** Farmer, Tanner	OL	6-4	325	Sr.	Highland, Ill. (Highland)
71	* Farniok, Matt	OL	6-6	330	So.	Sioux Falls, S.D. (Washington)
68	Farniok, Will	OL	6-3	290	Fr.	Sioux Falls, S.D. (Washington)
82	Feist, Colton	DL	6-2	255	Fr.	Yutan, Neb. (Yutan)
43	** Ferguson, Tyrin	OLB	6-2	230	Jr.	New Orleans, La. (Edna Karr)
29	Folkers, Bennett	WR	6-2	195	Fr.	Gothenburg, Neb. (Gothenburg)
52	Forbes, AJ	OL	6-4	290	Fr.	Bellevue, Neb. (West)
67	*** Foster, Jerald	OL	6-3	335	Sr.	Lincoln, Neb. (Southeast)
39	Frahm, Cole	PK	6-6	235	RFr.	Omaha, Neb. (Burke)
37	Frederick, Corbin	DB	5-11	205	Fr.	Mansfield, Texas (Mansfield)
65	* Gaylord, Christian	OL	6-6	310	Jr.	Baldwin City, Kan. (Baldwin City)
12	*** Gifford, Luke	OLB	6-4	245	Sr.	Lincoln, Neb. (Southeast)
49	Hemphill, Austin	RB	5-11	225	Jr.	Gretna, Neb. (Gretna)
81	Henry, Keaton	TE	6-2	235	So.	Albion, Neb. (Boone Central)
75	Hixson, Trent	OL	6-4	300	RFr.	Omaha, Neb. (Skutt Catholic)
47	Hohenstein, Branden	TE	6-4	225	So.	Jackson, Neb. (Bishop Heelan Catholic [Iowa])
41	Holm, Justin	WR	6-6	185	Fr.	Lincoln, Neb. (Southwest)
89	Honas, Todd	WR	5-11	200	So.	Aurora, Neb. (Aurora)
3	Honas, Will	ILB	6-1	235	Jr.	Wichita, Kan. (Bishop Carroll/Butler [Kan.] CC)
15	Hunt, Andre	WR	6-0	190	Fr.	Palm Dale, Calif. (Paraclete)
38	Jackson, Damian	DL	6-2	270	RFr.	Las Vegas, Nev. (Shadow Ridge)
21	** Jackson, Lamar	CB	6-3	215	Jr.	Elk Grove, Calif. (Franklin)
76	* Jaimes, Brenden	OL	6-6	300	So.	Austin, Texas (Lake Travis)
47	Jarzynka, Matt	DL	6-4	260	Sr.	Loup City, Neb. (Loup City)
32	Jefferson, Pernell	OLB	6-2	250	So.	New Orleans, La. (Warren Easton)
53	Johnson, Joseph	ILB	6-3	235	Fr.	Gretna, Neb. (Gretna)
29	Jones, Cam'ron	S	6-0	200	Fr.	Mansfield, Texas (Mansfield)
26	Jones, Miles	RB	5-8	175	Fr.	Miramar, Fla. (American Heritage)
40	Jordan, Grant	ILB	6-2	205	So.	Omaha, Neb. (Westside)
36	Jordan, Spencer	ILB	6-2	210	So.	Omaha, Neb. (Westside)
44	Jurgens, Cameron	TE	6-3	270	Fr.	Beatrice, Neb. (Beatrice)
36	* Karel, Reid	DB	6-3	205	Jr.	Seward, Neb. (Seward)
30	Kitrell, Bo	RB	6-1	225	Sr.	Ashland, Neb. (Ashland-Greenwood)
48	Krull, Bryson	TE	6-3	240	Fr.	North Platte, Neb. (North Platte)
6	** Lee Jr., Eric	CB	6-0	215	Jr.	Milton, Mass. (Valor Christian [Colo.])
12	Legrone, Katerian	TE	6-3	235	Fr.	Atlanta, Ga. (The B.E.S.T. Academy)
85	Liewer, Wyatt	WR	6-3	185	Fr.	O'Neill, Neb. (O'Neill)
35	** Lightbourn, Caleb	P	6-3	250	Jr.	Washougal, Wash. (Camas)
1	* Lindsey, Tyjon	WR	5-9	200	So.	Corona, Calif. (Bishop Gorman [Nev.])
90	Lingenfelter, Ben	DL	6-4	275	RFr.	Cherokee, Iowa (Washington)
2	Martinez, Adrian	QB	6-2	220	Fr.	Fresno, Calif. (Clovis West)
18	Masker, Matt	QB	6-1	220	Fr.	Kearney, Neb. (Kearney Catholic)
37	Mazour, Wyatt	RB	5-9	200	Jr.	Albion, Neb. (Boone Central)
48	McCallum, Lane	DB	6-2	210	RFr.	Norfolk, Neb. (Norfolk/Air Force)
96	McCashland, Noah	PK	6-1	180	Fr.	Lincoln, Neb. (Pius X)
13	McGriff, Justin	WR	6-6	230	Fr.	Tampa, Fla. (Jefferson)
4	McQuitty, Jaevon	WR	6-0	205	RFr.	Columbia, Mo. (Battle)

2018 NEBRASKA ALPHABETICAL ROSTER

NO.	NAME	POS.	HT.	WT.	YR.	HOMETOWN (HIGH SCHOOL/COLLEGE)
31	* Miller, Collin	ILB	6-3	245	So.	Fishers, Ind. (Hamilton Southeastern)
66	Miller, Hunter	OL	6-4	325	RFr.	Stromsburg, Neb. (Cross County)
8	*** Morgan Jr., Stanley	WR	6-1	200	Sr.	New Orleans, La. (St. Augustine)
94	Mueller, Cade	LS	6-0	210	Fr.	Gretna, Neb. (Gretna)
9	** Neal, DaiShon	DL	6-7	310	Jr.	Houston, Texas (Omaha [Neb.] Central)
14	Neal, Tre	S	6-1	215	Sr.	Atlanta, Ga. (Buford/Central Florida)
99	* Newell, Peyton	DL	6-3	300	Sr.	Hiawatha, Kan. (Hiawatha)
84	*** Ober, Jordan	LS	6-1	225	Sr.	Las Vegas, Nev. (Bishop Gorman)
34	Otte, Simon	OLB	6-1	205	Fr.	York, Neb. (York)
22	*** Ozigbo, Devine	RB	6-0	235	Sr.	Sachse, Texas (Sachse)
55	Paup, Jordan	OLB	6-3	245	RFr.	Central City, Neb. (Central City)
59	Perez, Brian	OL	6-3	230	So.	Hartle, Iowa (Hartley-Melvin-Sanborn)
32	Pickering, Barret	PK	6-0	195	Fr.	Birmingham, Ala. (Hoover)
91	Pieper, Cameron	LS	6-3	210	Fr.	Lincoln, Neb. (Southwest)
82	Rafdal, Kurt	TE	6-7	250	RFr.	Carmel, Ind. (Carmel)
50	Raridon, John	OL	6-4	320	So.	West Des Moines, Iowa (Valley)
25	*** Reed, Antonio	S	6-2	215	Sr.	Memphis, Tenn. (Southaven [Miss.])
83	** Reimers, Bryan	WR	6-5	220	Sr.	Lincoln, Neb. (East)
40	Robbins, Brandon	WR	6-3	195	RFr.	Bellevue, Neb. (East)
98	Rogers, Casey	DL	6-4	275	Fr.	Syracuse, N.Y. (Westhill/Old Farms [Conn.] Prep)
29	* Rose, Austin	RB	6-1	240	Sr.	Lincoln, Neb. (North Star)
43	Ruth, Connor	RB	5-11	205	Fr.	Malcolm, Neb. (Seward)
46	Ruth, Corbin	DB	6-0	200	RFr.	Malcolm, Neb. (Seward/Northwest Missouri State)
54	Schommer, Ryan	DL	6-4	250	Fr.	Norfolk, Neb. (Norfolk)
56	Shefke, Collin	OL	6-3	300	Fr.	Lincoln, Neb. (Southwest)
70	Sichterman, Matt	OL	6-4	310	RFr.	Kings Mills, Ohio (Kings)
26	Smith, CJ	S	6-2	205	Fr.	West Palm Beach, Fla. (Oxbridge Academy)
10	* Spielman, JD	WR	5-9	185	So	Eden Prairie, Minn. (Eden Prairie)
49	Stalbird, Isaiah	S	6-0	195	Fr.	Kearney, Neb. (Kearney)
95	* Stille, Ben	DL	6-5	290	So.	Ashland, Neb. (Ashland-Greenwood)
86	* Stoll, Jack	TE	6-4	260	So.	Lone Tree, Colo. (Regis Jesuit)
44	*** Stoltenberg, Mick	DL	6-5	315	Sr.	Gretna, Neb. (Gretna)
42	* Stovall, Jeremiah	S	5-11	195	Jr.	Omaha, Neb. (Creighton Prep)
30	* Sullivan, Eli	S	6-2	195	So.	Longmont, Colo. (Longmont)
4	Tannor, Caleb	OLB	6-2	210	Fr.	Stone Mountain, Ga. (Miller Grove)
17	Taylor, Cam	CB	6-0	205	Fr.	Montgomery, Ala. (Park Crossing)
97	* Thomas, Deontre	DL	6-3	290	So.	Mustang, Okla. (Mustang)
18	Thomas, Guy	OLB	6-3	230	RFr.	Miami, Fla. (Booker T. Washington)
39	Thurman, Andrew	WR	6-4	205	RFr.	Stillwell, Kan. (Blue Valley West)
92	Urbach, Chase	LS	6-3	210	Jr.	Grosse Pointe, Mich. (South)
11	Vainuku, Vaha	DL	6-3	325	Jr.	Salt Lake City, Utah (East/Utah)
16	Vedral, Noah	QB	6-1	200	So.	Wahoo, Neb. (Bishop Neumann/UCF)
72	Virka, Nick	OL	6-6	235	Jr.	Morse Bluff, Neb. (North Bend)
55	Walker, Chris	DL	6-6	290	RFr.	Lincoln, Neb. (East)
90	Walker, Jackson	P	6-4	260	Jr.	Overland Park, Kan. (Blue Valley Northwest/Coffeyville CC/Johnson County/Kansas)
31	Warner, Kade	WR	6-1	210	RFr.	Scottsdale, Ariz. (Desert Mountain)
28	Washington, Maurice	RB	6-1	190	Fr.	Stockton, Calif. (Trinity [Texas] Christian Academy)
57	* Weinmaster, Jacob	ILB	6-0	225	Jr.	Loveland, Colo. (Loveland)
21	*** Wilbon, Mikale	RB	5-9	220	Sr.	Chicago, Ill. (De La Salle Institute)
92	Wildeman, Tate	DL	6-5	275	Fr.	Parker, Colo. (Legend)
24	*** Williams, Aaron	S	5-11	190	Sr.	Atlanta, Ga. (Carver)
41	Williams, Deontai	S	6-1	200	So.	Jacksonville, Fla. (Trinity Christian Academy/Jones County [Miss.] CC)
19	Williams, Mike	WR	5-10	185	Jr.	Lake City, Fla. (Columbia HS/Georgia Southern/East Mississippi CC)
56	* Wilson, Boe	OL	6-3	305	So.	Lee's Summit, Mo. (Lee's Summit West)
88	Woodyard, Jaron	WR	5-9	190	Jr.	Gaithersburg, Md. (The Avalon School/Arizona Western CC)
87	* Young, Conor	WR	6-2	175	Jr.	Cozad, Neb. (Cozad)
5	*** Young II, Dedrick	ILB	6-1	245	Sr.	Peoria, Ariz. (Centennial)

Returning letterwinners in **bold**; *denotes letters earned

2018 NEBRASKA PRONUNCIATION GUIDE

Freedom Akinmoladun.....ackin-moo-LAW-doon
 Chad Alioth Jr.....EH-LEE-uth
 Ty Chaffin.....CHAFF-inn
 Khalil Davis.....kuh-LEEL
 Marquel Dismuke.....marr-KELL diss-MUKE
 Matt/Will Farniok.....FAR-knee-ack
 Colton Feist.....FEAST
 Cole Frahm.....FROMM
 Branden Hohenstein.....HO-inn-stine
 Will/Todd Honas.....HO-nuss
 Brenden Jaimes.....HYME-iss
 Matt Jarzynka.....jar-ZINK-uh
 Reid Karel.....CARL
 Bo Kitrell.....KIT-trull
 Katerian Legrone.....kuh-TAIR-EE-un leh-GROAN
 Wyatt Liewer.....LEE-vurr
 Tyjon Lindsey.....TIE-zjawn

Wyatt Mazour.....MUH-zoo-er
 Jaevon McQuitty.....JAY-vaughn
 DaiShon Neal.....DAY-shawn
 Simon Otte.....OH-tee
 Devine Ozigbo.....oh-ZIG-bo
 Jordan Paup.....POP
 Cameron Pieper.....PIPE-urr
 Kurt Rafdal.....RAFF-doll
 Bryan Reimers.....RHYME-ers
 Ryan Schommer.....SHOME-urr
 Ben Stille.....STILL-ee
 Vaha Vainuku.....vye-NEW-koo
 Jacob Weinmaster.....WINE-master
 Mikale Wilbon.....mick-KALE
 Tate Wildeman.....WILL-duh-munn
 Jaron Woodyard.....WOOD-yard
 Dedrick Young II.....DEAD-rik

NUMERICAL ROSTER

NO.	NAME	POS.
42	Chad Alioth Jr.	WR
42	Jeremiah Stovall	S
43	Tyrin Ferguson	OLB
43	Connor Ruth	RB
44	Cameron Jurgens	TE
44	Mick Stoltenberg	DL
45	David Alston	OLB
45	Ty Chaffin	WR
46	Corbin Ruth	DB
47	Branden Hohenstein	TE
47	Matt Jarzynka	DL
48	Bryson Krull	TE
48	Lane McCallum	DB
49	Austin Hemphill	RB
49	Isaiah Stalbird	S
50	Jake Archer	LB
50	John Raridon	OL
51	Anthony Banderas	LB
52	AJ Forbes	OL
53	Joseph Johnson	ILB
54	Ryan Schommer	DL
55	Jordan Paup	OLB
55	Chris Walker	DL
56	Collin Shefke	OL
56	Boe Wilson	OL
57	Jacob Weinmaster	ILB
58	Chris Cassidy	ILB
59	Brian Perez	OL
61	Mitchell Balenger	OL
62	Cole Conrad	OL
63	Tanner Farmer	OL
65	Christian Gaylord	OL
66	Hunter Miller	OL
67	Jerald Foster	OL
68	Will Farniok	OL
70	Matt Sichterman	OL
71	Matt Farniok	OL
72	Nick Virka	OL
73	Broc Bando	OL
75	Fyn Anderson	DL
75	Trent Hixson	OL
76	Brenden Jaimes	OL
81	Keaton Henry	TE
82	Colton Feist	DL
82	Kurt Rafdal	TE
83	Bryan Reimers	WR
84	Jordan Ober	LS
85	Wyatt Liewer	WR
86	Jack Stoll	TE
87	Conor Young	WR
88	Jaron Woodyard	WR
89	Todd Honas	WR
90	Ben Lingenfelter	DL
90	Jackson Walker	P
91	Freedom Akinmoladun	DL
91	Cameron Pieper	LS
92	Chase Urbach	LS
92	Tate Wildeman	DL
93	Damion Daniels	DL
94	Khalil Davis	DL
94	Cade Mueller	LS
95	Alec Cromer	P
95	Ben Stille	DL
96	Carlos Davis	DL
96	Noah McCashland	PK
97	Deontre Thomas	DL
98	Isaac Armstrong	P
98	Casey Rogers	DL
99	Peyton Newell	DL



1 TYJON LINDSEY

5-9 | 200 | SO. | WR

CORONA, CALIF.

2018 SEASON HIGHLIGHTS

- Did not have a catch, but had two carries for 9 yards vs. Colorado
- Recorded his first catch of the season vs. Troy
- Tied his career long with a 14-yard reception at Michigan

2018 GAME-BY-GAME

OPPONENT	REC.	YDS	TD	LONG
Colorado	0	0	0	0
Troy	1	6	0	6
at Michigan	2	16	0	14
Purdue				
at Wisconsin				
at Northwestern				
Minnesota				
Bethune-Cookman				
at Ohio St.				
Illinois				
Michigan St.				
at Iowa				

CAREER RECEIVING STATS

YEAR	G/S	REC.	YDS	Y/R	Y/G	TD
2017	12/1	12	76	6.3	6.3	0
2018	3	3	22	7.3	7.3	0
TOTAL	15/1	15	98	6.5	6.5	0


RUSHING: 9 att., 13 yds, 0 TD

KICKOFF RETURNS: 1 att., 17 yds, 0 TD

PUNT RETURNS: 6 att., 1 yd, 0 TD

CAREER HIGHS

Receptions	3 twice
Receiving Yards	18 vs. No. Illinois (2017)
Receiving Touchdowns	none
Long Reception	14 twice



2 ADRIAN MARTINEZ

6-2 | 220 | FR. | QB

FRESNO, CALIF.

CAREER HONORS

- Nebraska Scholar-Athlete Honor Roll (Spring 2018)
- Athlon National Freshman of the Week (9/10)

NEBRASKA RECORDS

- Game Passing Yards by a True Freshman (187 vs. Colorado)
- Game Total Offense by a True Freshman (304 vs. Colorado)
- Game Rushing Yards by a True Freshman Quarterback (117 vs. Colorado)

CAREER NOTES

- Is the only true freshman quarterback to start the season opener in Nebraska history
- Is 1 of 2 freshmen quarterbacks to start a season opener in NU history (also Taylor Martinez as a redshirt freshman in 2010 vs. Western Ky.)
- Is 1 of 3 true freshmen to start at quarterback in Husker history (also Tommie Frazier in 1993 and Cody Green in 2009)

2018 SEASON HIGHLIGHTS

- Set Nebraska true freshman records for passing yards (187) and total offense (304 yards) in season opener against Colorado
- Also ran for 117 yards against the Buffs, the first 100-yard rushing game by a true freshman quarterback in Nebraska history
- Marked the first 100-yard rushing game by an NU quarterback since 2016 (Tommy Armstrong Jr.)
- 41-yard touchdown run vs. CU was the longest by a Husker quarterback since a 42-yard run by Tommy Armstrong Jr. in 2014
- Left the game in the fourth quarter with an injury
- Missed the Troy game due to a knee injury
- Returned at Michigan, started and played the entire first half, but played only one snap in the second half

2018 PASSING GAME-BY-GAME

OPPONENT	COMP-ATT	YDS	TD	INT
Colorado	15-20	187	1	1
Troy	-	-	-	-
at Michigan	7-15	22	0	1
Purdue				
at Wisconsin				
at Northwestern				
Minnesota				
at Ohio St.				
Illinois				
Michigan St.				
at Iowa				

2018 RUSHING GAME-BY-GAME

OPPONENT	ATT.	YDS	TD	LONG
Colorado	15	117	2	41
Troy	-	-	-	-
at Michigan	7	-12	0	15
Purdue				
at Wisconsin				
at Northwestern				
Minnesota				
Bethune-Cookman				
at Ohio St.				
Illinois				
Michigan St.				
at Iowa				

CAREER PASSING STATS

YEAR	G/S	CMP-ATT	PCT	YDS	TD	INT
2018	2/2	22-35	62.9	209	1	2

CAREER RUSHING STATS

YEAR	G/S	ATT.	NET	Y/A	Y/G	TD
2018	2/2	22	105	4.8	52.5	2

Receiving: 1 rec, -11 yds, 0 TDs

CAREER PASSING HIGHS

Attempts	20 vs. Colorado (2018)
Completions	15 vs. Colorado (2018)
Yards	187 vs. Colorado (2018)
Touchdowns	1 vs. Colorado (2018)
Long Completion	57 vs. Colorado (TD) (2018)

CAREER RUSHING HIGHS

Attempts	15 vs. Colorado (2018)
Yards	117 vs. Colorado (2018)
Touchdowns	2 vs. Colorado (2018)
Long Rush	41 vs. Colorado (TD) (2018)



3 WILL HONAS

6-1 | 235 | JR. | ILB

WICHITA, KAN.

CAREER HONORS

- Nebraska Scholar-Athlete Honor Roll (Spring 2018)

CAREER NOTES

- Came to Nebraska from Butler CC in Kansas, where he totaled 117 tackles in 2 years

PERSONAL NOTES

- His cousin, Todd Honas, is a sophomore wide receiver for the Huskers

2018 SEASON HIGHLIGHTS

- Had two tackles in his debut vs. Colorado
- Saw extensive action vs. Troy after Mohamed Barry's first-half targeting ejection and led NU with a career-high eight tackles, including his first career TFL and first career hurry

2018 GAME-BY-GAME

OPPONENT	UT-AT-TT	TFL-YD	SACK-YD
Colorado	0-2-2	0-0	0.0-0
Troy	3-5-8	1-1	0.0-0
at Michigan	2-1-3	0-0	0.0-0
Purdue			
at Wisconsin			
at Northwestern			
Minnesota			
Bethune-Cookman			
at Ohio St.			
Illinois			
Michigan St.			
at Iowa			

CAREER TACKLE STATS

YEAR	G/S	UT	AT	TT	TFL-YD	SCK-YD
2018	3/0	5	8	13	1-1	0.0-0

CAREER MISCELLANEOUS STATS

YEAR	FF	FR	PBU	INT	QBH	BLK
2018	0	0	0	0	2	0

CAREER HIGHS

Tackles	8 vs. Troy
TFLs	1 vs. Troy
Sacks	none
Breakups	none



4 CALEB TANNOR

6-2 | 210 | FR. | OLB

STONE MOUNTAIN, GA.

2018 SEASON HIGHLIGHTS

- Had one solo tackle on special teams in his Husker debut against Colorado
- Added his second career tackle - and first on defense - at Michigan

2018 GAME-BY-GAME

OPPONENT	UT-AT-TT	TFL-YD	SACK-YD
Colorado	1-0-1	0-0	0.0-0
Troy	0-0-0	0-0	0.0-0
at Michigan	1-0-1	0-0	0.0-0
Purdue			
at Wisconsin			
at Northwestern			
Minnesota			
Bethune-Cookman			
at Ohio St.			
Illinois			
Michigan St.			
at Iowa			

CAREER TACKLE STATS

YEAR	G/S	UT	AT	TT	TFL-YD	SCK-YD
2018	3/0	2	0	2	0-0	0.0-0

CAREER MISCELLANEOUS STATS

YEAR	FF	FR	PBU	INT	QBH	BLK
2018	0	0	0	0	0	0

CAREER HIGHS

Tackles	1 twice
TFLs	none
Sacks	none
Breakups	none



5 DEDRICK YOUNG II

6-1 | 245 | SR. | ILB

PEORIA, ARIZ.

CAREER HONORS

- BTN All-Freshman Team (2015)
- Nebraska Newcomer of the Year (2015)
- Academic All-Big Ten (2016)
- Nebraska Scholar-Athlete Honor Roll (Spring 2015)
- 2-Time Brook Berringer Citizenship Team
- 2-Time Tom Osborne Citizenship Team

NEBRASKA RECORDS

- Season Tackles by a True Freshman (61 in 2015)

CAREER NOTES

- 4th Husker to record 200 career tackles prior to his senior season
- 201 tackles were most by a Husker entering his senior season since Barrett Ruud - Young's position coach - in 2004 (289)
- 33 starts rank 2nd among Big Ten linebackers behind Wisconsin's T.J. Edwards (42)
- 27th in NU history with 219 career tackles

2018 SEASON HIGHLIGHTS

- Is second on the team with 18 tackles
- Tied his career high with two TFLs as part of a nine-tackle performance against Colorado

2018 GAME-BY-GAME

OPPONENT	UT-AT-TT	TFL-YD	SACK-YD
Colorado	4-5-9	2-3	0.0-0
Troy	2-1-3	1-0	0.0-0
at Michigan	5-1-6	0-0	0.0-0
Purdue			
at Wisconsin			
at Northwestern			
Minnesota			
Bethune-Cookman			
at Ohio St.			
Illinois			
Michigan St.			
at Iowa			

CAREER TACKLE STATS

YEAR	G/S	UT	AT	TT	TFL-YD	SCK-YD
2015	12/11	25	36	61	5-8	0.0-0
2016	12/9	34	26	60	4-5	1.0-3
2017	12/11	33	47	80	4-9	1.0-5
2018	3/3	11	7	18	3-3	0.0-0
TOTAL	39/34	103	116	219	16-25	2.0-8

CAREER MISCELLANEOUS STATS

YEAR	FF	FR	PBU	INT	QBH	BLK
2015	0	0	3	0	2	0
2016	1	0	4	0	2	0
2017	0	0	1	0	1	0
2018	0	0	0	0	0	0
TOTAL	1	0	8	0	5	0

CAREER HIGHS

Tackles	14 vs. Ohio St. (2017)
TFLs	2 four times
Sacks	1.0 twice
Breakups	2 vs. Purdue (2016)



7 MOHAMED BARRY

6-1 | 230 | JR. | ILB
GRAYSON, GA.

CAREER HONORS

- 2-Time Academic All-Big Ten
- 3-Time Nebraska Scholar-Athlete Honor Roll
- 3-Time Brook Berringer Citizenship Team
- 3-Time Tom Osborne Citizenship Team

PERSONAL NOTES

- Born in Atlanta, moved to Africa when he was 1 and moved back to the U.S. to start kindergarten

2018 BIG TEN RANKINGS (TOP 5)

- Tackles Per Game: t-4th (8.7)

2018 SEASON HIGHLIGHTS

- Leads Nebraska with 26 tackles despite missing two-and-a-half quarters vs. Troy due to a targeting ejection
- Had a career-high 12 tackles against Colorado while starting a season opener for the first time
- Marked the first double-digit tackle game of his career, eclipsing his previous career high of eight tackles vs. Ohio State in 2017
- Recorded a game-high 11 tackles at Michigan
- Set a career high in TFLs (3) and recorded his first career sack against the Wolverines

2018 GAME-BY-GAME

OPPONENT	UT-AT-TT	TFL-YD	SACK-YD
Colorado	4-8-12	1-6	0.0-0
Troy	2-1-3	0-0	0.0-0
at Michigan	7-4-11	3-12	1.0-9
Purdue			
at Wisconsin			
at Northwestern			
Minnesota			
Bethune-Cookman			
at Ohio St.			
Illinois			
Michigan St.			
at Iowa			

CAREER TACKLE STATS

YEAR	G/S	UT	AT	TT	TFL-YD	SCK-YD
2015		Redshirt				
2016	13/0	0	6	6	0-0	0.0-0
2017	12/2	15	23	38	1-1	0.0-0
2018	3/3	13	13	26	4-18	1.0-9
TOTAL	28/5	28	42	70	5-19	1.0-9

CAREER MISCELLANEOUS STATS

YEAR	FF	FR	PBU	INT	QBH	BLK
2015	Redshirt					
2016	0	1	0	0	0	0
2017	0	0	1	0	0	0
2018	0	0	0	0	1	0
TOTAL	0	1	1	0	1	0

CAREER HIGHS

Tackles	12 vs. Colorado (2018)
TFLs	3 at Michigan (2018)
Sacks	1.0 at Michigan (2018)
Breakups	1 at Penn St. (2017)



8 STANLEY MORGAN JR.

6-1 | 200 | SR. | WR
NEW ORLEANS, LA.

CAREER HONORS

- Team Captain (2018)
- Biletnikoff Award Nominee (2017 & 2018)
- 2nd-Team All-Big Ten (2017)
- Nebraska Newcomer of the Year (2015)
- Tom Osborne Citizenship Team (2017)
- Brook Berringer Citizenship Team (2017)

NEBRASKA RECORDS

- Season Receiving Yards (986 in 2017)
- Season 100-Yard Receiving Games (5 in 2017)

NEBRASKA RECORD WATCH

- Receptions (7th; 129)
 - Receiving Yards (6th; 1,882)
 - Receiving Touchdowns (t-5th; 16)
 - 100-Yard Receiving Games (t-4th; 5)
 - Consecutive Games with a Reception (4th; 29)*
- *active streak

CAREER NOTES

- Has caught a pass in 29 consecutive games and multiple passes in 16 straight games
- 29-game reception streak ranks 7th nationally
- 3rd in school history with 10 TD catches in 2017
- 5th in school history with 61 catches in 2017
- No. 2 receiving yardage game in school history (185 yards at Penn State in 2017)
- Led the Big Ten & ranked 15th nationally in receiving yards per game in 2017 (89.6)
- Led all Big Ten receivers & was 16th nationally in touchdown receptions in 2017 (10)
- Ranked 2nd in the Big Ten & 31st nationally in receiving yards in 2017 (986)

2018 SEASON HIGHLIGHTS

- Leads NU with 13 catches and 200 receiving yards
- Biletnikoff nominee was ranked as the No. 48 player in the nation this summer by Sports Illustrated and as the No. 7 wide receiver by ESPN
- Has at least three catches in all three games, extending his streak to 29 consecutive games with a reception and 16 straight games with multiple catches
- Caught a nine-yard touchdown pass against Troy for his first score of the season
- Had a game-high 61 receiving yards at Michigan

2018 GAME-BY-GAME

OPPONENT	REC.	YDS	TD	LONG
Colorado	5	75	0	25
Troy	5	64	1	33
at Michigan	3	61	0	32
Purdue				
at Wisconsin				
at Northwestern				
Minnesota				
Bethune-Cookman				
at Ohio St.				
Illinois				
Michigan St.				
at Iowa				

CAREER RECEIVING STATS

YEAR	G/S	REC.	YDS	Y/R	Y/G	TD
2015	13/3	25	304	12.2	22.8	3
2016	13/9	33	453	13.7	34.8	2
2017	11/8	61	986	16.2	89.6	10
2018	3/3	13	200	15.4	66.7	1
TOTAL	40/23	132	1,943	14.7	48.6	16

RUSHING: 2 att., 2 yds, 0 TD

CAREER HIGHS

Receptions	8 at Illinois (2017)
Receiving Yards	185 at Penn State (2017)
Receiving TDs	2 twice
Long Reception	80 vs. Wisconsin (TD) (2017)

CAREER RECEPTIONS

RK.	PLAYER, YEARS	REC.
1.	Kenny Bell, 2011-14	181
2.	Jordan Westerkamp, 2013-16	167
3.	Nate Swift, 2005-08	166
4.	Johnny Rodgers, 1970-72	143
5.	Terrence Nunn, 2004-07	136
6.	Marlon Lucky, 2005-08	135
7.	Stanley Morgan Jr., 2015-18	132

CAREER RECEIVING YARDS

RK.	PLAYER, YEARS	YARDS
1.	Kenny Bell, 2011-14	2,689
2.	Johnny Rodgers, 1970-72	2,479
3.	Nate Swift, 2005-08	2,476
4.	Jordan Westerkamp, 2013-16	2,474
5.	Stanley Morgan Jr., 2015-18	1,943

CAREER RECEIVING TDS

RK.	PLAYER, YEARS	TDs
1.	Johnny Rodgers, 1970-72	25
2.	Nate Swift, 2005-08	22
3.	Kenny Bell, 2011-14	21
4.	Jordan Westerkamp, 2013-16	18
5.	Maurice Purify, 2006-07	16
	Stanley Morgan Jr., 2015-18	16

CAREER 100-YARD RECEIVING GAMES

RK.	PLAYER, YEARS	TOTAL
1.	Johnny Rodgers, 1970-72	10
2.	Jordan Westerkamp, 2013-16	8
	Nate Swift, 2005-08	8
4.	Kenny Bell, 2011-14	5
	Niles Paul, 2007-10	5
	Irving Fryar, 1981-83	5
	Stanley Morgan Jr., 2015-18	5

CONSECUTIVE GAMES WITH A CATCH

RK.	PLAYER, YEARS	GAMES
1.	Johnny Rodgers, 1970-72	37
2.	Jordan Westerkamp, 2013-16	36
3.	Terrence Nunn, 2004-07	32
	Stanley Morgan Jr., 2015-18*	29

*active streak

LONGEST ACTIVE RECEPTION STREAKS

RK.	PLAYER, SCHOOL	GAMES
1.	KeeSean Johnson, Fresno St.	39
2.	Cody Thompson, Toledo	33
	Olamide Zaccheaus, Virginia	33
4.	Jonathan Duhart, Old Dominion	32
	Hunter Renfrow, Clemson	32
6.	Penny Hart, Georgia St.	31
7.	Ty Lee, Middle Tennessee St.	29
t-8.	Stanley Morgan Jr., Nebraska	28



10 JD SPIELMAN

5-9 | 185 | SO. | WR

EDEN PRAIRIE, MINN.

CAREER HONORS

- Biletnikoff Award Watch List (2018)
- Paul Hornung Award Watch List (2018)
- Freshman All-American (2017)
- 3rd-Team All-Big Ten (2017, Coaches)
- Honorable-Mention All-Big Ten (2017, Media)
- Honorable-Mention All-Big Ten (KR, 2017)
- BTN All-Freshman Team (WR & KR, 2017)
- Nebraska Scout Team Offensive MVP (2016)
- Nebraska Scholar-Athlete Honor Roll (Spring 2015)

NEBRASKA RECORDS

- Game Receiving Yards (200 vs. Ohio St., 2017)
- Freshman Season Receptions (55)
- Freshman Season Receiving Yards (830)
- Freshman Season All-Purpose Yards (1,572)
- Freshman Season 100-Yard Receiving Games (2)
- Freshman Game Receptions (11 vs. Ohio St.)

CAREER NOTES

- Led all FBS freshmen with 830 receiving yards and 75.5 receiving yards per game in 2017
- 2nd among FBS freshmen with 142.9 all-purpose yards per game and 669 kickoff return yards
- Led the Big Ten with 88.1 receiving yards per game in conference games in 2017
- 13th nationally in all-purpose yards in 2017
- 3rd-best receptions game in school history (11 vs. Ohio State in 2017)

PERSONAL NOTES

- Is the adopted son of Minnesota Vikings General Manager Rick Spielman, and JD's uncle is former Ohio State All-American Chris Spielman

2018 SEASON HIGHLIGHTS

- Leads Nebraska with two touchdown receptions, matching his 2017 season total
- Caught NU's lone touchdown pass vs. Colorado with a 57-yard catch in the third quarter, the second-longest reception of his career
- Added a seven-yard touchdown against Troy, marking the first time in his career he had a touchdown reception in consecutive games
- His six catches against Troy are the highest total by a Husker this season
- Had 116 all-purpose yards against Troy, his eighth straight game with 100 all-purpose yards

2018 RECEIVING GAME-BY-GAME

OPPONENT	REC.	YDS	TD	LONG
Colorado	3	67	1	57
Troy	6	45	1	16
at Michigan	4	5	0	9
Purdue				
at Wisconsin				
at Northwestern				
Minnesota				
Bethune-Cookman				
at Ohio St.				
Illinois				
Michigan St.				
at Iowa				

CAREER RECEIVING STATS

YEAR	G/S	REC.	YDS	Y/R	Y/G	TD
2016						
			Redshirt			
2017	11/4	55	830	15.1	75.5	2
2018	3/3	13	117	9.0	39.0	2
TOTAL	14/7	68	947	13.9	67.6	4

RUSHING: 12 att., 78 yds, 0 TD

CAREER KICKOFF RETURN STATS

YEAR	RET.	YDS	AVG.	TD	LG
2016					
			Redshirt		
2017	27	669	24.8	1	99
2018	7	145	20.7	0	31
TOTAL	34	814	23.9	1	99

CAREER ALL-PURPOSE STATS

YEAR	RUSH	REC	PR	KR	TOT	Y/G
2016						
					Redshirt	
2017	73	830	0	669	1,572	142.9
2018	5	117	0	145	267	89.0
TOTAL	78	947	0	814	1,839	131.4

CAREER OFFENSIVE HIGHS

Receptions	11 vs. Ohio St. (2017)
Receiving Yards	200 vs. Ohio St. (2017)*
Receiving TDs	1 four times
Long Reception	77 vs. Ohio St. (TD) (2017)
Long Rush	40 vs. Northwestern (2017)

*school record

CAREER RETURN HIGHS

Kickoff Returns	7 at Minnesota (2017)
Kickoff Return Yards	150 at Minnesota (2017)
Kickoff Return TDs	1 vs. Arkansas St. (2017)
Long Return	99 vs. Arkansas St. (TD) (2017)

CAREER ALL-PURPOSE HIGHS

Attempts	16 twice
Yards	291 at Minnesota (2017)
Touchdowns	1 five times



11 AUSTIN ALLEN

6-8 | 245 | RFR. | TE

AURORA, NEB.

CAREER HONORS

- 4-Time Nebraska Scholar-Athlete Honor Roll
- Brook Berringer Citizenship Team (2018)
- Tom Osborne Citizenship Team (2018)

PERSONAL NOTES

- His father, Andrew, was a walk-on for the Husker football team in 1981

2018 SEASON HIGHLIGHTS

- Has appeared in all three games this season but has yet to make his first career reception

2018 GAME-BY-GAME

OPPONENT	REC.	YDS	TD	LONG
Colorado	0	0	0	0
Troy	0	0	0	0
at Michigan	0	0	0	0
Purdue				
at Wisconsin				
at Northwestern				
Minnesota				
Bethune-Cookman				
at Ohio St.				
Illinois				
Michigan St.				
at Iowa				

CAREER RECEIVING STATS

YEAR	G/S	REC.	YDS	Y/R	Y/G	TD
2017						
			Redshirt			
2018	3/0	0	0	0.0	0.0	0
TOTAL	3/0	0	0	0.0	0.0	0

CAREER HIGHS

Receptions	none
Receiving Yards	none
Receiving Touchdowns	none
Long Reception	none



12 LUKE GIFFORD

6-3 | 245 | SR. | ILB

LINCOLN, NEB.

CAREER HONORS

- Team Captain (2018)
- 4-Time Nebraska Scholar-Athlete Honor Roll
- Sam Foltz Hero 27 Leadership Award (2018)
- 4-Time Brook Berringer Citizenship Team
- 4-Time Tom Osborne Citizenship Team

CAREER NOTES

- Is playing the 2018 season as a graduate

2018 BIG TEN RANKINGS (TOP 5)

- Sacks Per Game: t-5th (0.8)

2018 SEASON HIGHLIGHTS

- Tied for the team lead in TFLs (5) and sacks (2.5), both of which are career highs
- Set career highs in tackles (11), TFLs (3) and sacks (1.5) in season opener against Colorado
- Added two more tackles for loss vs. Troy to post his seventh straight game with a TFL

2018 GAME-BY-GAME

OPPONENT	UT-AT-TT	TFL-YD	SACK-YD
Colorado	3-8-11	3-13	1.5-11
Troy	3-0-3	2-6	1.0-4
at Michigan	1-1-2	0-0	0.0-0
Purdue			
at Wisconsin			
at Northwestern			
Minnesota			
Bethune-Cookman			
at Ohio St.			
Illinois			
Michigan St.			
at Iowa			

CAREER TACKLE STATS

YEAR	G/S	UT	AT	TT	TFL-YD	SCK-YD
2014		Redshirt				
2015	6/0	2	5	7	1-3	0.0-0
2016	4/0	0	1	1	0-0	0.0-0
2017	7/7	20	19	39	5-7	1.5-10
2018	3/3	7	9	16	5-19	2.5-15
TOTAL	20/10	29	34	63	11-39	4.0-25

CAREER MISCELLANEOUS STATS

YEAR	FF	FR	PBU	INT	QBH	BLK
2014		Redshirt				
2015	0	0	0	0	0	0
2016	0	0	0	0	0	0
2017	0	0	1	1	0	0
2018	0	0	0	0	1	0
TOTAL	0	0	1	1	1	0

CAREER HIGHS

Tackles	11 vs. Colorado (2018)
TFLs	3 vs. Colorado (2018)
Sacks	1.5 vs. Colorado (2018)
Breakups	1 at Oregon (2017)
Interceptions	1 vs. Rutgers (2017)



13 JOJO DOMANN

6-1 | 225 | SO. | S

COLORADO SPRINGS, COLO.

CAREER HONORS

- Academic All-Big Ten (2017)
- 2-Time Nebraska Scholar-Athlete Honor Roll
- 2-Time Brook Berringer Citizenship Team
- 2-Time Tom Osborne Citizenship Team

2018 SEASON HIGHLIGHTS

- Had one special teams tackle in the season opener against Colorado after missing all of 2017 with an injury

2018 GAME-BY-GAME

OPPONENT	UT-AT-TT	TFL-YD	PBU	INT
Colorado	1-0-1	0-0	0	0
Troy		- DNP (injured) -		
at Michigan		- DNP (injured) -		
Purdue				
at Wisconsin				
at Northwestern				
Minnesota				
Bethune-Cookman				
at Ohio St.				
Illinois				
Michigan St.				
at Iowa				

CAREER TACKLE STATS

YEAR	G/S	UT	AT	TT	TFL-YD	SCK-YD
2016	13/0	5	3	8	0-0	0.0-0
2017		Redshirt (Injured)				
2018	1/0	1	0	1	0-0	0.0-0
TOTAL	14/0	6	3	9	0-0	0.0-0

CAREER MISCELLANEOUS STATS

YEAR	FF	FR	PBU	INT	QBH	BLK
2016	1	0	0	0	0	0
2017		Redshirt (Injured)				
2018	0	0	0	0	0	0
TOTAL	1	0	0	0	0	0

CAREER HIGHS

Tackles	2 vs. Tennessee (2016)
TFLs	none
Sacks	none
Breakups	none
Interceptions	none



14 TRE NEAL

6-1 | 215 | SR. | S

ATLANTA, GA.

CAREER NOTES

- Graduate transfer from UCF
- Played in 38 games with 18 starts at UCF
- Started all 13 games in UCF's 2017 perfect 13-0 season
- Has started 16 consecutive games, including his junior season at UCF in 2017

2018 SEASON HIGHLIGHTS

- Started the season opener vs. Colorado and had five tackles in his Husker debut
- Had his first breakup and TFL as a Husker against Troy while totaling seven tackles

2018 GAME-BY-GAME

OPPONENT	UT-AT-TT	TFL-YD	PBU	INT
Colorado	2-3-5	0-0	0	0
Troy	3-4-7	1-2	1	0
at Michigan	2-0-2	0-0	0	0
Purdue				
at Wisconsin				
at Northwestern				
Minnesota				
Bethune-Cookman				
at Ohio St.				
Illinois				
Michigan St.				
at Iowa				

CAREER TACKLE STATS

YEAR	G/S	UT	AT	TT	TFL-YD	SCK-YD
2014		Redshirt				
2015	12/5	30	25	55	1-1	0.0-0
2016	13/0	11	10	21	0-0	0.0-0
2017	13/13	41	27	68	2-3	0.0-0
2018	3/3	2	7	14	1-4	0.0-0
TOTAL	41/21	89	69	158	4-8	0.0-0

CAREER MISCELLANEOUS STATS

YEAR	FF	FR	PBU	INT	QBH	BLK
2014		Redshirt				
2015	0	1	3	0	0	0
2016	1	0	0	0	0	1
2017	1	1	3	3	0	0
2018	0	0	1	0	0	0
TOTAL	2	2	7	3	0	1

CAREER HIGHS

Tackles	13 at Cincinnati (2015)*
TFLs	1 three times*
Sacks	none
Breakups	1 six times*
Interceptions	1 three times*

*at UCF



17 ANDREW BUNCH

6-1 | 210 | SO. | QB

THOMPSON'S STATION, TENN.

CAREER HONORS

- Nebraska Scholar-Athlete Honor Roll (Spring 2018)

CAREER NOTES

- Threw for 1,331 yards and 13 touchdowns as a freshman at Scottsdale CC in 2016

PERSONAL NOTES

- His father, David, was a walk-on receiver at Nebraska in the 1970s

2018 SEASON HIGHLIGHTS

- Made his career debut against Colorado, throwing for 49 yards off the bench in the 4th quarter
- Made his first career start against Troy and set career highs in every category, throwing for 177 yards and his first two career touchdowns
- Came off the bench and led an 80-yard fourth-quarter touchdown drive at Michigan for the Huskers' lone touchdown

2018 PASSING GAME-BY-GAME

OPPONENT	COMP-ATT	YDS	TD	INT
Colorado	4-9	49	0	0
Troy	19-27	177	2	2
at Michigan	6-9	71	0	0
Purdue				
at Wisconsin				
at Northwestern				
Minnesota				
Bethune-Cookman				
at Ohio St.				
Illinois				
Michigan St.				
at Iowa				

CAREER PASSING STATS

YEAR	G/S	CMP-ATT	PCT	YDS	TD	INT
2017		Redshirt				
2018	3/1	29-45	64.4	297	2	2
TOTAL	3/1	29-45	64.4	297	2	2

CAREER RUSHING STATS

YEAR	G/S	ATT.	NET	Y/A	Y/G	TD
2017		Redshirt				
2018	3/1	14	29	2.1	9.7	0
TOTAL	3/1	14	29	2.1	9.7	0

CAREER PASSING HIGHS

Attempts	27 vs. Troy (2018)
Completions	19 vs. Troy (2018)
Yards	177 vs. Troy (2018)
Touchdowns	2 vs. Troy (2018)
Long Completion	33 vs. Troy (2018)

CAREER RUSHING HIGHS

Attempts	10 vs. Troy (2018)
Yards	23 at Michigan (2018)
Touchdowns	none
Long Rush	23 at Michigan (2018)



17 CAM TAYLOR

6-0 | 205 | FR. | CB

MONTGOMERY, ALA.

CAREER NOTES

- Taylor played quarterback in high school, throwing for 1,466 yards and 16 TDs and rushing for 1,030 yards and 14 TDs as a senior

2018 NCAA RANKINGS (TOP 25)

- Fumbles Recovered: 25th (1)

2018 BIG TEN RANKINGS (TOP 25)

- Fumbles Recovered: t-3rd (1)

2018 SEASON HIGHLIGHTS

- Has recorded one tackle on defense and one stop on special teams
- Was the lone true freshman to play a defensive snap in the season opener against Colorado
- Recovered a fumble on punt coverage that set up a Husker field goal against Troy

2018 GAME-BY-GAME

OPPONENT	UT-AT-TT	TFL-YD	PBU	INT
Colorado	1-0-1	0-0	0	0
Troy	0-0-0	0-0	0	0
at Michigan	1-0-1	0-0	0	0
Purdue				
at Wisconsin				
at Northwestern				
Minnesota				
Bethune-Cookman				
at Ohio St.				
Illinois				
Michigan St.				
at Iowa				

CAREER TACKLE STATS

YEAR	G/S	UT	AT	TT	TFL-YD	SCK-YD
2018	3/0	2	0	2	0-0	0-0-0

CAREER MISCELLANEOUS STATS

YEAR	FF	FR	PBU	INT	QBH	BLK
2018	0	1	0	0	0	0

CAREER HIGHS

Tackles	1 twice
TFLs	none
Sacks	none
Breakups	none
Interceptions	none



19 MIKE WILLIAMS

5-10 | 185 | JR. | WR

LAKE CITY, FLA.

CAREER HONORS

- Nebraska Scholar-Athlete Honor Roll (Spring 2018)

CAREER NOTES

- Came to Nebraska from East Mississippi CC, the 2017 National Junior College Athletic Association national champion
- Began his career at Georgia Southern (2016)

2018 SEASON HIGHLIGHTS

- Had three catches for 40 yards in his Husker debut against Colorado, matching his total of three catches in 11 games as a freshman at Georgia Southern in 2016 and exceeding his receiving yardage total at Georgia Southern (27)

2018 GAME-BY-GAME

OPPONENT	REC.	YDS	TD	LONG
Colorado	3	40	0	19
Troy	0	0	0	0
at Michigan	0	0	0	0
Purdue				
at Wisconsin				
at Northwestern				
Minnesota				
Bethune-Cookman				
at Ohio St.				
Illinois				
Michigan St.				
at Iowa				

CAREER RECEIVING STATS

YEAR	G/S	REC.	YDS	Y/R	Y/G	TD
2016*	11/0	3	27	9.0	2.5	0
2017						
2018	3/2	3	40	13.3	13.3	0
TOTAL	14/2	6	67	11.2	4.8	0

*at Georgia Southern

CAREER HIGHS

Receptions	3 vs. Colorado (2018)
Receiving Yards	40 vs. Colorado (2018)
Receiving Touchdowns	none
Long Reception	23 vs. New Mexico St. (2016)*

*at Georgia Southern



21 LAMAR JACKSON

6-3 | 215 | JR. | DB

ELK GROVE, CALIF.

CAREER HONORS

- Nebraska Scholar-Athlete Honor Roll (Spring 2018)

CAREER NOTES

- Has started 15 consecutive games at corner

2018 SEASON HIGHLIGHTS

- Had his first career interception vs. Troy, the first pick by a Husker cornerback in 21 games

2018 GAME-BY-GAME

OPPONENT	UT-AT-TT	TFL-YD	PBU	INT
Colorado	0-1-1	0-0	0	0
Troy	0-2-2	0-0	1	1
at Michigan	3-0-3	0-0	0	0
Purdue				
at Wisconsin				
at Northwestern				
Minnesota				
at Ohio St.				
Illinois				
Michigan St.				
at Iowa				

CAREER TACKLE STATS

YEAR	G/S	UT	AT	TT	TFL-YD	SCK-YD
2016	13/1	14	3	17	2-14	1.0-11
2017	12/12	27	11	38	0-0	0.0-0
2018	3/3	3	3	6	0-0	0.0-0
TOTAL	28/16	44	17	61	2-14	1.0-11

CAREER MISCELLANEOUS STATS

YEAR	FF	FR	PBU	INT	QBH	BLK
2016	0	0	0	0	0	0
2017	0	0	3	0	0	0
2018	0	0	1	1	0	0
TOTAL	0	0	4	1	0	0

CAREER HIGHS

Tackles	8 at Purdue (2017)
TFLs	2 vs. Fresno St. (2016)
Sacks	1.0 vs. Fresno St. (2016)
Breakups	1 four times
Interceptions	1 vs. Troy (2018)



22 ALEX DAVIS

6-5 | 255 | JR. | OLB

RIVIERA BEACH, FLA.

CAREER HONORS

- Nebraska Scout Team Defensive MVP (2015)
- Nebraska Scholar-Athlete Honor Roll (Spring 2016)
- 2-Time Brook Berringer Citizenship Team
- 2-Time Tom Osborne Citizenship Team

2018 SEASON HIGHLIGHTS

- Made his first tackle of the season on special teams against Troy

2018 GAME-BY-GAME

OPPONENT	UT-AT-TT	TFL-YD	SACK-YD
Colorado	0-0-0	0-0	0.0-0
Troy	0-1-1	0-0	0.0-0
at Michigan	0-0-0	0-0	0.0-0
Purdue			
at Wisconsin			
at Northwestern			
Minnesota			
at Ohio St.			
Illinois			
Michigan St.			
at Iowa			

CAREER TACKLE STATS

YEAR	G/S	UT	AT	TT	TFL-YD	SCK-YD
2015		Redshirt				
2016	13/0	0	2	2	0-0	0.0-0
2017	12/5	10	7	17	4-11	1.5-5
2018	3/0	0	1	1	0-0	0.0-0
TOTAL	28/5	10	10	20	4-11	1.5-5

CAREER MISCELLANEOUS STATS

YEAR	FF	FR	PBU	INT	QBH	BLK
2015		Redshirt				
2016	0	0	0	0	0	0
2017	0	0	0	0	0	0
2018	0	0	0	0	0	0
TOTAL	0	0	0	0	0	0

CAREER HIGHS

Tackles	4 vs. Northwestern (2017)
TFLs	2 vs. Iowa (2017)
Sacks	1.0 at Penn St. (2017)
Breakups	none
Interceptions	none



22 DEVINE OZIGBO

6-0 | 235 | SR. | RB

SACHSE, TEXAS

CAREER HONORS

- Nebraska Scholar-Athlete Honor Roll (Fall 2016)

CAREER NOTES

- 1 of 65 Huskers to rush for 1,000 career yards
- 52nd in school history in career rushing yards (1,204)

2018 SEASON HIGHLIGHTS

- Ran for 60 yards and a touchdown vs. Colorado and added two catches for 17 yards
- Was the only Husker running back to score a touchdown in the season's first two games

2018 GAME-BY-GAME

OPPONENT	ATT.	YDS	TD	LONG
Colorado	14	60	1	8
Troy	9	25	0	11
at Michigan	6	5	0	6
Purdue				
at Wisconsin				
at Northwestern				
Minnesota				
at Ohio St.				
Illinois				
Michigan St.				
at Iowa				

CAREER STATS

YEAR	G/S	ATT.	NET	Y/A	Y/G	TD
2015	11/0	38	209	5.5	19.0	1
2016	11/1	97	412	4.2	37.5	5
2017	10/3	129	493	3.8	49.3	3
2018	3/0	29	90	3.1	30.0	1
TOTAL	35/4	293	1,204	4.1	34.4	10

RECEIVING: 30 rec., 314 yds, 0 TD

CAREER HIGHS

Attempts	24 vs. Rutgers (2017)
Yards	112 vs. Wisconsin (2017)
Touchdowns	2 vs. Fresno St. (2016)
Long Rush	42 vs. Tennessee (2016)
Receptions	6 at Purdue (2017)
Receiving Yards	42 at Purdue (2017)



23 DICAPRIO BOOTLE

5-10 | 190 | SO. | DB
MIAMI, FLA.

CAREER HONORS

- Academic All-Big Ten (2017)
- Nebraska Scholar-Athlete Honor Roll (Fall 2016)
- Brook Berringer Citizenship Team (2018)
- Tom Osborne Citizenship Team (2018)

2018 NCAA RANKINGS (TOP 25)

- Passes Defended Per Game: 4th (2.3)
- Pass Breakups: 6th (7)

2018 BIG TEN RANKINGS (TOP 5)

- Passes Defended Per Game: 1st (2.3)
- Pass Breakups: t-1st (7)

2018 SEASON HIGHLIGHTS

- Leads Nebraska with seven pass breakups, more than any Husker produced all of last year
- Started and had three tackles and his first two career pass breakups against Colorado
- Had a career-high five breakups at Michigan
- The five breakups ranked 3rd in NU history and tied for the most by a Husker in a Big Ten game

2018 GAME-BY-GAME

OPPONENT	UT-AT-TT	TFL-YD	PBU	INT
Colorado	1-2-3	0-0	2	0
Troy	0-1-1	0-0	0	0
at Michigan	3-1-4	0-0	5	0
Purdue				
at Wisconsin				
at Northwestern				
Minnesota				
at Ohio St.				
Illinois				
Michigan St.				
at Iowa				

CAREER TACKLE STATS

YEAR	G/S	UT	AT	TT	TFL-YD	SCK-YD
2016		Redshirt				
2017	12/1	11	4	15	1-1	0.0-0
2018	3/3	4	4	8	0-0	0.0-0
TOTAL	15/4	15	8	23	1-1	0.0-0

CAREER MISCELLANEOUS STATS

YEAR	FF	FR	PBU	INT	QBH	BLK
2016		Redshirt				
2017	0	0	0	0	0	0
2018	0	0	7	0	0	0
TOTAL	0	0	7	0	0	0

CAREER HIGHS

Tackles	4 at Oregon (2017)
TFLs	1 vs. Ohio St. (2017)
Sacks	none
Breakups	5 at Michigan (2018)
Interceptions	none



24 AARON WILLIAMS

5-11 | 190 | SR. | DB
ATLANTA, GA.

CAREER HONORS

- Nebraska Scholar-Athlete Honor Roll (Spring 2015)

2018 SEASON HIGHLIGHTS

- Leads the Husker secondary and is third overall on the team with 17 tackles
- Had eight tackles off the bench vs. Colorado
- Made his first start of the season against Troy and recorded his first pass breakup of 2018

2018 GAME-BY-GAME

OPPONENT	UT-AT-TT	TFL-YD	PBU	INT
Colorado	4-4-8	0-0	0	0
Troy	3-2-5	0-0	1	0
at Michigan	4-0-4	0-0	0	0
Purdue				
at Wisconsin				
at Northwestern				
Minnesota				
at Ohio St.				
Illinois				
Michigan St.				
at Iowa				

CAREER TACKLE STATS

YEAR	G/S	UT	AT	TT	TFL-YD	SCK-YD
2015	13/3	17	7	24	3-9	0.0-0
2016	13/11	32	30	62	6-22	2.0-18
2017	9/8	31	17	48	1-4	0.0-0
2018	3/2	11	6	17	0-0	0.0-0
TOTAL	38/24	91	60	151	10-35	2.0-18

CAREER MISCELLANEOUS STATS

YEAR	FF	FR	PBU	INT	QBH	BLK
2015	0	0	0	0	0	0
2016	0	0	7	3	0	0
2017	0	1	1	2	0	0
2018	0	0	1	0	1	0
TOTAL	0	1	9	5	1	0

CAREER HIGHS

Tackles	12 at Oregon (2017)
TFLs	1 10 times
Sacks	1.0 twice
Breakups	2 vs. Maryland (2016)
Interceptions	1 five times



25 GREG BELL

6-0 | 205 | JR. | RB
CHULA VISTA, CALIF.

CAREER HONORS

- Nebraska Scholar-Athlete Honor Roll (Spring 2018)

CAREER NOTES

- Came to Nebraska from Arizona Western CC, where he was teammates with Husker wide receiver Jaron Woodyard
- Was a two-time first-team junior college All-American at Arizona Western
- Ran for 2,404 yards (114.5 yards per game) in his two seasons

2018 SEASON HIGHLIGHTS

- Is Nebraska's leading rusher with 171 yards through the season's first three games
- Ran for 104 yards in his Husker debut vs. Colorado, averaging 8.0 yards per carry
- His 45-yard carry in the second quarter vs. CU was the longest rush by a Husker in 21 games
- NU's second-leading rusher vs. Troy (64 yards)

2018 GAME-BY-GAME

OPPONENT	ATT.	YDS	TD	LONG
Colorado	13	104	0	45
Troy	14	64	0	14
at Michigan	6	3	0	4
Purdue				
at Wisconsin				
at Northwestern				
Minnesota				
at Ohio St.				
Illinois				
Michigan St.				
at Iowa				

CAREER STATS

YEAR	G/S	ATT.	NET	Y/A	Y/G	TD
2018	3/3	33	171	5.2	57.0	0

CAREER HIGHS

Attempts	14 vs. Troy (2018)
Yards	104 vs. Colorado (2018)
Touchdowns	none
Long Rush	45 vs. Colorado (2018)



25 ANTONIO REED

6-2 | 215 | SR. | DB

MEMPHIS, TENN.

CAREER HONORS

- Brook Berringer Citizenship Team (2017)
- Tom Osborne Citizenship Team (2017)

2018 SEASON HIGHLIGHTS

- Started his first season opener against Colorado and registered four tackles
- Added five tackles off the bench vs. Troy and four off the bench at Michigan

2018 GAME-BY-GAME

OPPONENT	UT-AT-TT	TFL-YD	PBU	INT
Colorado	1-3-4	0-0	0	0
Troy	4-1-5	0-0	0	0
at Michigan	2-2-4	0-0	0	0
Purdue				
at Wisconsin				
at Northwestern				
Minnesota				
Bethune-Cookman				
at Ohio St.				
Illinois				
Michigan St.				
at Iowa				

CAREER TACKLE STATS

YEAR	G/S	UT	AT	TT	TFL-YD	SCK-YD
2015	13/0	9	1	10	0-0	0.0-0
2016	12/1	14	8	22	0-0	0.0-0
2017	10/4	24	18	42	2-5	0.0-0
2018	3/1	7	6	13	0-0	0.0-0
TOTAL	38/6	54	33	87	2-5	0.0-0

CAREER MISCELLANEOUS STATS

YEAR	FF	FR	PBU	INT	QBH	BLK
2015	2	0	0	0	0	0
2016	0	0	2	0	1	0
2017	1	0	1	1	0	0
2018	0	0	0	0	0	0
TOTAL	3	0	3	1	1	0

CAREER HIGHS

Tackles	15 at Minnesota (17)
TFLs	1 twice
Sacks	none
Breakups	1 three times
Interceptions	1 vs. Rutgers (2017)



28 MAURICE WASHINGTON

6-1 | 190 | FR. | RB

STOCKTON, CALIF.

2018 SEASON HIGHLIGHTS

- 2nd on the team in rushing (128 yards)
- Debuted with 34 rushing yards, 16 receiving yards and 50 yards from scrimmage in the season opener against Colorado
- Ran for a career-high 92 yards vs. Troy, the most rushing yards by a true freshman Husker running back since Imani Cross ran for 100 yards vs. Idaho State on Sept. 22, 2012

2018 GAME-BY-GAME

OPPONENT	ATT.	YDS	TD	LONG
Colorado	8	34	0	10
Troy	14	92	0	29
at Michigan	3	2	0	1
Purdue				
at Wisconsin				
at Northwestern				
Minnesota				
Bethune-Cookman				
at Ohio St.				
Illinois				
Michigan St.				
at Iowa				

CAREER STATS

YEAR	G/S	ATT.	NET	Y/A	Y/G	TD
2018	3/0	25	128	5.1	42.7	0

RECEIVING: 6 rec., 26 yds, 0 TD

CAREER HIGHS

Attempts	14 vs. Troy (2018)
Yards	29 vs. Troy (2018)
Touchdowns	none
Long Rush	29 vs. Troy (2018)
Receptions	3 vs. Troy (2018)
Receiving Yards	16 vs. Colorado (2018)
Long Reception	14 vs. Colorado (2018)



31 COLLIN MILLER

6-3 | 245 | SO. | OLB

FISHERS, IND.

CAREER HONORS

- Nebraska Scout Team Defensive MVP (2016)
- Academic All-Big Ten (2015 & 2016)
- Nebraska Scholar-Athlete Honor Roll (Spring 2017)

2018 SEASON HIGHLIGHTS

- Leads Nebraska with four special teams tackles (3 on punt coverage, 1 on kickoff coverage)
- Has posted at least one special teams tackle in each of the first three games
- Recorded two tackles on punt coverage and recorded his first stop on defense at Michigan

2018 GAME-BY-GAME

OPPONENT	UT-AT-TT	TFL-YD	SACK-YD
Colorado	1-0-1	0-0	0.0-0
Troy	0-1-1	0-0	0.0-0
at Michigan	0-3-3	0-0	0.0-0
Purdue			
at Wisconsin			
at Northwestern			
Minnesota			
Bethune-Cookman			
at Ohio St.			
Illinois			
Michigan St.			
at Iowa			

CAREER TACKLE STATS

YEAR	G/S	UT	AT	TT	TFL-YD	SCK-YD
2016						
2017	12/0	4	7	11	0-0	0.0-0
2018	3/0	1	4	5	0-0	0.0-0
TOTAL	15/0	5	11	16	0-0	0.0-0

CAREER MISCELLANEOUS STATS

YEAR	FF	FR	PBU	INT	QBH	BLK
2016						
2017	0	1	0	0	0	0
2018	0	0	0	0	0	0
TOTAL	0	1	0	0	0	0

CAREER HIGHS

Tackles	4 vs. Iowa (2017)
TFLs	none
Sacks	none
Breakups	none
Interceptions	none



32 BARRET PICKERING

6-0 | 195 | FR. | PK
BIRMINGHAM, ALA.

CAREER HONORS

- Nebraska Scholar-Athlete Honor Roll (Spring 2018)

BIG TEN RANKINGS (TOP 5)

- Field Goals Per Game: t-4th (1.0)

2018 SEASON HIGHLIGHTS

- Early enrollee started at place-kicker as a true freshman in the season opener vs. Colorado and connected on all four extra-point tries
- Added his first two career field goals the next week against Troy
- Connected on a career-long 35-yard field goal at Michigan, his third straight made field goal

2018 GAME-BY-GAME

OPPONENT	XP-ATT	FG-ATT	LG	BK	PTS
Colorado	4-4	0-1	0	0	4
Troy	1-1	2-3	32	0	7
at Michigan	1-1	1-1	35	0	4
Purdue					
at Wisconsin					
at Northwestern					
Minnesota					
Bethune-Cookman					
at Ohio St.					
Illinois					
Michigan St.					
at Iowa					

CAREER STATS

YEAR	G/S	PAT	FG	PCT.	PTS	LG
2018	3/3	6/6	3/5	60.0	15	35

CAREER HIGHS

Field Goal Attempts	3 vs. Troy (2018)
Field Goals Made	2 vs. Troy (2018)
Long Field Goal	35 at Michigan (2018)
Points	7 vs. Troy (2018)



35 CALEB LIGHTBOURN

6-3 | 250 | JR. | P
WASHOUGAL, WASH.

CAREER HONORS

- Ray Guy Award Preseason Watch List (2018)
- Big Ten Freshman of the Week (Oregon, 2016)
- Nebraska Scholar-Athlete Honor Roll (Fall 2016)
- 2-Time Brook Berringer Citizenship Team
- 2-Time Tom Osborne Citizenship Team

CAREER NOTES

- Has started 27 of Nebraska's 28 games the last three seasons
- Lone missed start was 2016 vs. Illinois, when he never saw the field, as NU never punted

BIG TEN RANKINGS (TOP 5)

- Punting Average: 5th (43.4)

2018 SEASON HIGHLIGHTS

- Is averaging 43.4 yards per punt this season with a long of 52 yards at Michigan

2018 GAME-BY-GAME

OPPONENT	NO.	AVG	I20	LONG
Colorado	3	42.7	1	47
Troy	5	41.6	1	51
at Michigan	9	44.7	1	52
Purdue				
at Wisconsin				
at Northwestern				
Minnesota				
Bethune-Cookman				
at Ohio St.				
Illinois				
Michigan St.				
at Iowa				

CAREER STATS

YEAR	NO.	AVG	LG	TB	I20	50+	BLK
2016	65	39.7	58	5	21	10	0
2017	59	42.1	69	4	21	13	0
2018	17	43.4	52	0	3	2	0
TOTAL	141	41.1	69	9	45	25	0

CAREER HIGHS

Punts	10 at Iowa (2016)
Average	48.0 vs. Ohio St. (2017)
Inside 20	3 10 times
50-Yard Punts	4 vs. No. Illinois (2017)
Long Punt	69 vs. Wisconsin (2017)



37 WYATT MAZOUR

5-9 | 200 | JR. | RB
ALBION, NEB.

CAREER HONORS

- Academic All-Big Ten (2017)
- 4-Time Nebraska Scholar-Athlete Honor Roll
- 3-Time Brook Berringer Citizenship Team
- 3-Time Tom Osborne Citizenship Team

2018 SEASON HIGHLIGHTS

- Earned the first carries of his career at Michigan, rushing five times for 18 yards
- Scored NU's lone touchdown at Michigan on a three-yard run in the fourth quarter
- Also added his first career reception vs. the Wolverines, a 21-yard grab in the fourth quarter

2018 GAME-BY-GAME

OPPONENT	ATT.	YDS	TD	LONG
Colorado	0	0	0	0
Troy	0	0	0	0
at Michigan	5	18	1	17
Purdue				
at Wisconsin				
at Northwestern				
Minnesota				
Bethune-Cookman				
at Ohio St.				
Illinois				
Michigan St.				
at Iowa				

CAREER STATS

YEAR	G/S	ATT.	NET	Y/A	Y/G	TD
2015			Redshirt			
2016	1/0	0	0	0.0	0.0	0
2017	3/0	0	0	0.0	0.0	0
2018	3/1	5	18	3.6	6.0	1
TOTAL	7/1	5	18	3.6	2.6	1

RECEIVING: 1 rec., 21 yds, 0 TD

CAREER HIGHS

Attempts	6 at Michigan (2018)
Yards	18 at Michigan (2018)
Touchdowns	1 at Michigan (2018)
Long Rush	17 at Michigan (2018)
Receptions	1 at Michigan (2018)
Receiving Yards	21 at Michigan (2018)
Long Reception	21 at Michigan (2018)



41 DEONTAI WILLIAMS

6-1 | 200 | SO. | DB

JACKSONVILLE, FLA.

CAREER HONORS

- Nebraska Scholar-Athlete Honor Roll (Spring 2018)

CAREER NOTES

- Came to Nebraska after spending the past two seasons at Jones County (Miss.) Junior College
- Has three seasons of eligibility at Nebraska after being granted a redshirt in 2016 at Jones County, when he suffered a season-ending injury in the first game of the year
- Totaled 30 tackles and two interceptions at Jones County

PERSONAL NOTES

- Father, Roosevelt Williams, was a 3rd-round pick in the 2002 NFL Draft and played two seasons in the NFL

2018 SEASON HIGHLIGHTS

- Broke up a pass in his Husker debut against Colorado
- Added his first career tackle with a special teams stop against Troy
- Made a diving interception in the end zone at Michigan for his first career pick
- Also posted his first career tackle on defense against the Wolverines

2018 GAME-BY-GAME

OPPONENT	UT-AT-TT	TFL-YD	PBU	INT
Colorado	0-0-0	0-0	1	0
Troy	0-1-1	0-0	0	0
at Michigan	2-0-2	0-0	0	1
Purdue				
at Wisconsin				
at Northwestern				
Minnesota				
Bethune-Cookman				
at Ohio St.				
Illinois				
Michigan St.				
at Iowa				

CAREER TACKLE STATS

YEAR	G/S	UT	AT	TT	TFL-YD	SCK-YD
2018	3/0	2	1	3	0-0	0.0-0

CAREER MISCELLANEOUS STATS

YEAR	FF	FR	PBU	INT	QBH	BLK
2018	0	0	1	1	0	0

CAREER HIGHS

Tackles	2 at Michigan (2018)
TFLs	none
Sacks	none
Breakups	1 vs. Colorado (2018)
Interceptions	1 at Michigan (2018)



43 TYRIN FERGUSON

6-2 | 230 | JR. | OLB

NEW ORLEANS, LA.

CAREER HONORS

- 2-Time Brook Berringer Citizenship Team
- 2-Time Tom Osborne Citizenship Team

2018 NCAA RANKINGS (TOP 25)

- Tackles For Loss Per Game: 21st (1.7)

2018 BIG TEN RANKINGS (TOP 5)

- Tackles For Loss Per Game: 4th (1.7)

2018 SEASON HIGHLIGHTS

- Has set career highs in tackles (17), TFLs (5) and sacks (1.0)
- Tied for the team lead in TFLs (5) after not producing a single TFL in his first two seasons
- Tallied a career-high 10 tackles in his first career start vs. Colorado with his first career sack and first two career TFLs
- Surpassed his career tackle (8), TFL (0) and sack (0.0) totals against the Buffaloes
- Added two more TFLs at Michigan

2018 GAME-BY-GAME

OPPONENT	UT-AT-TT	TFL-YD	SACK-YD
Colorado	5-5-10	2-7	1.0-4
Troy	2-2-4	1-2	0.0-0
at Michigan	3-0-3	2-11	0.0-0
Purdue			
at Wisconsin			
at Northwestern			
Minnesota			
Bethune-Cookman			
at Ohio St.			
Illinois			
Michigan St.			
at Iowa			

CAREER TACKLE STATS


YEAR	G/S	UT	AT	TT	TFL-YD	SCK-YD
2015	10/0	3	2	5	0-0	0.0-0
2016						
2017	5/0	1	2	3	0-0	0.0-0
2018	3/3	10	7	17	5-20	1.0-4
TOTAL	18/3	14	11	25	5-20	1.0-4

CAREER MISCELLANEOUS STATS

YEAR	FF	FR	PBU	INT	QBH	BLK
2015	0	0	0	0	0	0
2016						
2017	0	0	0	1	0	0
2018	0	0	0	0	0	0
TOTAL	0	0	0	1	0	0

CAREER HIGHS

Tackles	10 vs. Colorado (2018)
TFLs	2 twice
Sacks	1.0 vs. Colorado (2018)
Interceptions	1 vs. Arkansas St. (2017)



44 MICK STOLTENBERG

6-5 | 315 | SR. | DL

GRETNA, NEB.

CAREER HONORS

- Team Captain (2018)
- Academic All-District 7 (2017)
- 2-Time Academic All-Big Ten
- 7-Time Nebraska Scholar-Athlete Honor Roll
- Sam Foltz Hero 27 Leadership Award (2018)
- 2-Time Brook Berringer Citizenship Team
- 2-Time Tom Osborne Citizenship Team

CAREER NOTES

- Has started 23 consecutive games
- Is playing the 2018 season as a graduate

2018 SEASON HIGHLIGHTS

- Has totaled three tackles while anchoring the interior of the Husker defensive line

2018 GAME-BY-GAME

OPPONENT	UT-AT-TT	TFL-YD	SACK-YD
Colorado	0-1-1	0-0	0.0-0
Troy	0-0-0	0-0	0.0-0
at Michigan	0-2-2	0-0	0.0-0
Purdue			
at Wisconsin			
at Northwestern			
Minnesota			
Bethune-Cookman			
at Ohio St.			
Illinois			
Michigan St.			
at Iowa			

CAREER TACKLE STATS

YEAR	G/S	UT	AT	TT	TFL-YD	SCK-YD
2014						
2015	9/0	2	0	2	1-6	1.0-6
2016	12/9	9	16	25	3-6	1.5-5
2017	12/12	12	21	33	4-5	0.0-0
2018	3/3	0	3	3	0-0	0.0-0
TOTAL	36/24	23	40	63	8-17	2.5-11

CAREER MISCELLANEOUS STATS

YEAR	FF	FR	PBU	INT	QBH	BLK
2014						
2015	0	1	0	0	0	0
2016	0	0	0	0	1	0
2017	0	0	1	0	1	0
2018	0	0	0	0	0	0
TOTAL	0	1	1	0	2	0

CAREER HIGHS

Tackles	7 vs. Northwestern (2017)
TFLs	2 twice
Sacks	1.0 twice
Breakups	1 vs. Northwestern (2017)



57 JACOB WEINMASTER

6-0 | 225 | JR. | ILB
LOVELAND, COLO.

CAREER HONORS

- Scout Team Special Teams MVP (2015)
- Academic All-Big Ten (2017)
- 6-Time Nebraska Scholar-Athlete Honor Roll
- 3-Time Brook Berringer Citizenship Team
- 3-Time Tom Osborne Citizenship Team

CAREER NOTES

- Originally a walk-on, was placed on scholarship by Scott Frost in August of 2018

2018 SEASON HIGHLIGHTS

- Leads Nebraska with three tackles on kickoff coverage and ranks 2nd with three special teams tackles overall
- Has set a career high with three tackles
- Made a special teams tackle in each of the season's first three games

2018 GAME-BY-GAME

OPPONENT	UT-AT-TT	TFL-YD	SACK-YD
Colorado	1-0-1	0-0	0.0-0
Troy	0-1-1	0-0	0.0-0
at Michigan	0-1-1	0-0	0.0-0
Purdue			
at Wisconsin			
at Northwestern			
Minnesota			
Bethune-Cookman			
at Ohio St.			
Illinois			
Michigan St.			
at Iowa			

CAREER TACKLE STATS

YEAR	G/S	UT	AT	TT	TFL-YD	SCK-YD
2015		Redshirt				
2016	0/0	0	0	0	0-0	0.0-0
2017	12/0	2	0	2	0-0	0.0-0
2018	3/0	1	2	3	0-0	0.0-0
TOTAL	15/0	3	2	5	0-0	0.0-0

CAREER MISCELLANEOUS STATS

YEAR	FF	FR	PBU	INT	QBH	BLK
2015	Redshirt					
2016	0	0	0	0	0	0
2017	0	0	0	0	0	0
2018	0	0	0	0	0	0
TOTAL	0	0	0	0	0	0

CAREER HIGHS

Tackles	2 at Purdue (2017)
TFLs	none
Sacks	none
Interceptions	none



62 COLE CONRAD

6-5 | 320 | SR. | OL
FREMONT, NEB.

CAREER HONORS

- Academic All-Big Ten (2016)
- 3-Time Nebraska Scholar-Athlete Honor Roll

CAREER NOTES

- Originally a walk-on, was placed on scholarship in January of 2017

2018 SEASON HIGHLIGHTS

- Has started the first three games at center
- Helped NU rush for 329 yards vs. Colorado, its highest total since 2014

CAREER STATS

- **Games:** 28 (13 in 2016; 12 in 2017; 3 in 2018)
- **Starts:** 15 (5 in 2016; 7 in 2017; 3 in 2018)



63 TANNER FARMER

6-4 | 325 | SR. | OL
HIGHLAND, ILL.

CAREER HONORS

- Nebraska Scholar-Athlete Honor Roll (Fall 2016)
- Sam Foltz Hero 27 Leadership Award (2017)
- 3-Time Brook Berringer Citizenship Team
- 3-Time Tom Osborne Citizenship Team

CAREER NOTES

- Is playing the 2018 season as a graduate

2018 SEASON HIGHLIGHTS

- Has started the first three games at right guard,
- Helped the Husker offense total 565 yards vs. Colorado, NU's highest output since 2016

CAREER STATS

- **Games:** 22 (11 in 2016; 8 in 2017; 3 in 2018)
- **Starts:** 22 (11 in 2016; 8 in 2017; 3 in 2018)



67 JERALD FOSTER

6-3 | 335 | SR. | OL
LINCOLN, NEB.

CAREER HONORS

- Team Captain (2017 & 2018)
- Honorable-Mention All-Big Ten (2017)
- 2-Time Academic All-Big Ten
- Arthur Ashe Jr. Sports Scholar Award (2018)
- 8-Time Nebraska Scholar-Athlete Honor Roll
- Sam Foltz Hero 27 Leadership Award (2017)
- 3-Time Brook Berringer Citizenship Team
- 3-Time Tom Osborne Citizenship Team

CAREER NOTES

- Has started 15 consecutive games at left guard
- Is just the 11th two-time captain in NU history
- Is playing the 2018 season as a graduate

PERSONAL NOTES

- His brother, Tre, was a four-year letterwinner at tight end for Nebraska from 2013-16

2018 SEASON HIGHLIGHTS

- Has started the first three games at left guard
- Helped pave the way for Adrian Martinez and Greg Bell to each rush for 100 yards in their Husker debuts against Colorado

CAREER STATS

- **Games:** 32 (13, 2015; 4, 2016; 12, 2017; 3, 2018)
- **Starts:** 19 (4 in 2016; 12 in 2017; 3 in 2018)



71 MATT FARNIOK

6-6 | 330 | SO. | OL
SIOUX FALLS, S.D.

CAREER HONORS

- Academic All-Big Ten (2017)
- 4-Time Nebraska Scholar-Athlete Honor Roll
- Brook Berringer Citizenship Team (2018)
- Tom Osborne Citizenship Team (2018)

PERSONAL NOTES

- His brother, Will, is a true freshman offensive lineman for the Huskers

2018 SEASON HIGHLIGHTS

- Has started the first three games at right tackle
- Helped NU pile up 329 rushing yards and 565 total yards vs. Colorado

CAREER STATS

- **Games:** 10 (7 in 2017; 3 in 2018)
- **Starts:** 7 (4 in 2017; 3 in 2018)



76 BRENDEN JAIMES

6-6 | 300 | SO. | OL

AUSTIN, TEXAS

CAREER HONORS

- Honorable-Mention BTN All-Freshman Team (2017)

NEBRASKA RECORDS

- Starts by a True Freshman Offensive Lineman (9 in 2017)

CAREER NOTES

- Has started 12 consecutive games
- Became the 11th Husker offensive lineman to play as a true freshman in 2017
- Became the 5th Husker offensive lineman to start a game as a true freshman in 2017
- Started 9 games on the offensive line as a true freshman in 2017, nearly matching the total of the four previous Husker true freshmen offensive line starters combined (11)

2018 SEASON HIGHLIGHTS

- Has made his first three career starts at left tackle
- Protected Adrian Martinez vs. Colorado when Martinez set a Nebraska true freshman record with 187 passing yards

CAREER STATS

- **Games:** 12 (9 in 2017; 3 in 2018)
- **Starts:** 12 (9 in 2017; 3 in 2018)



82 KURT RAFDAL

6-7 | 250 | RFR. | TE

CARMEL, IND.

CAREER HONORS

- Brook Berringer Citizenship Team (2018)
- Tom Osborne Citizenship Team (2018)

2018 SEASON HIGHLIGHTS

- Leads all Husker tight ends with 40 receiving yards
- Made his debut against Colorado and hauled in a 14-yard pass in the second quarter
- Added a 26-yard reception vs. Troy

2018 GAME-BY-GAME

OPPONENT	REC.	YDS	TD	LONG
Colorado	1	14	0	14
Troy	1	26	0	26
at Michigan	0	0	0	0
Purdue				
at Wisconsin				
at Northwestern				
Minnesota				
Bethune-Cookman				
at Ohio St.				
Illinois				
Michigan St.				
at Iowa				

CAREER RECEIVING STATS

YEAR	G/S	REC.	YDS	Y/R	Y/G	TD
2017						
2018	3/0	2	40	20.0	13.3	0
TOTAL	3/0	2	40	20.0	13.3	0

CAREER HIGHS

Receptions	1	twice
Receiving Yards	26	vs. Troy (2018)
Receiving Touchdowns	none	
Long Reception	26	vs. Troy (2018)



83 BRYAN REIMERS

6-5 | 220 | SR. | WR

LINCOLN, NEB.

CAREER HONORS

- 5-Time Nebraska Scholar-Athlete Honor Roll
- 2-Time Brook Berringer Citizenship Team
- 2-Time Tom Osborne Citizenship Team

CAREER NOTES

- Originally a walk-on, was placed on scholarship in January of 2017

2018 SEASON HIGHLIGHTS

- Has yet to record a catch, but earned his fourth career start against Troy

2018 GAME-BY-GAME

OPPONENT	REC.	YDS	TD	LONG
Colorado		-DNP-		
Troy	0	0	0	0
at Michigan		-DNP-		
Purdue				
at Wisconsin				
at Northwestern				
Minnesota				
Bethune-Cookman				
at Ohio St.				
Illinois				
Michigan St.				
at Iowa				

CAREER RECEIVING STATS

YEAR	G/S	REC.	YDS	Y/R	Y/G	TD
2014						
2015	0/0	0	0	0.0	0.0	0
2016	12/1	5	75	15.0	6.3	1
2017	10/2	2	25	12.5	2.5	1
2018	1/1	0	0	0.0	0.0	0
TOTAL	23/4	7	100	14.3	4.3	2

CAREER HIGHS

Receptions	2	vs. Tennessee (2016)
Receiving Yards	26	vs. Tennessee (2016)
Receiving Touchdowns	1	twice
Long Reception	24	vs. Tennessee (2016)



86 JACK STOLL

6-4 | 260 | SO. | TE

LONE TREE, COLO.

CAREER HONORS

- Mackey Award Watch List (2018)
- Academic All-Big Ten (2017)
- 3-Time Nebraska Scholar-Athlete Honor Roll
- 2-Time Brook Berringer Citizenship Team
- 2-Time Tom Osborne Citizenship Team

2018 SEASON HIGHLIGHTS

- Caught a pass in each of the first two games, extending his streak to six consecutive games with a reception before it was snapped at Michigan

2018 GAME-BY-GAME

OPPONENT	REC.	YDS	TD	LONG
Colorado	1	4	0	4
Troy	1	9	0	9
at Michigan	0	0	0	0
Purdue				
at Wisconsin				
at Northwestern				
Minnesota				
Bethune-Cookman				
at Ohio St.				
Illinois				
Michigan St.				
at Iowa				

CAREER RECEIVING STATS

YEAR	G/S	REC.	YDS	Y/R	Y/G	TD
2016						
2017	12/1	8	89	11.1	7.4	2
2018	3/3	2	13	6.5	4.3	0
TOTAL	15/4	10	102	10.2	6.8	2

KICKOFF RETURNS: 1 ret., 10 yds, 0 TD

CAREER HIGHS

- Receptions** 3 vs. Northwestern (2017)
- Receiving Yards** 41 vs. Northwestern (2017)
- Receiving Touchdowns** 1 twice
- Long Reception** 32 vs. Northwestern (TD) (2017)



91 FREEDOM AKINMOLADUN

6-4 | 295 | SR. | DL

GRANDVIEW, MO.

CAREER HONORS

- Allstate AFCA Good Works Team (2018)
- 2-Time Academic All-Big Ten
- BTN All-Freshman Team (2015)
- 2-Time Nebraska Scholar-Athlete Honor Roll
- 2-Time Nebraska HERO Leadership Award
- 3-Time Brook Berringer Citizenship Team
- 3-Time Tom Osborne Citizenship Team

CAREER NOTES

- 32 career starts rank 2nd among active Big Ten defensive linemen (Iowa's Parker Hesse, 37)
- Has started 28 consecutive games
- Is playing the 2018 season as a graduate

PERSONAL NOTES

- His cousin, Oladapo, was an All-American on the Nebraska track and field team from 2013-16

2018 BIG TEN RANKINGS (TOP 5)

- Sacks Per Game: t-5th (0.8)

2018 SEASON HIGHLIGHTS

- Was one of only 11 FBS players named to the 2018 Allstate AFCA Good Works Team and was the first Husker to earn the honor since 2013
- Had two TFLs and 1.5 sacks vs. Colorado, matching his entire 2017 TFL total and exceeding his 2017 sack total (1.0)
- Added another sack against Troy, giving him sacks in back-to-back games for the first time since the third and fourth games of his career against Miami and Southern Miss in 2015

2018 GAME-BY-GAME

OPPONENT	UT-AT-TT	TFL-YD	SACK-YD
Colorado	2-2-4	2-3	1.5-3
Troy	1-1-2	1-7	1.0-7
at Michigan	0-0-0	0-0	0.0-0
Purdue			
at Wisconsin			
at Northwestern			
Minnesota			
Bethune-Cookman			
at Ohio St.			
Illinois			
Michigan St.			
at Iowa			

CAREER TACKLE STATS

YEAR	G/S	UT	AT	TT	TFL-YD	SCK-YD
2014						
2015	11/4	11	10	21	7-45	4.5-36
2016	13/13	15	17	32	5-30	4.0-28
2017	12/12	15	9	24	2-7	1.0-3
2018	3/3	3	4	7	3-10	2.5-10
TOTAL	39/32	44	40	84	17-92	12.0-77

CAREER MISCELLANEOUS STATS

YEAR	FF	FR	PBU	INT	QBH	BLK
2014						
2015	0	0	0	0	4	0
2016	1	0	0	0	10	0
2017	0	0	2	0	2	0
2018	0	0	0	0	1	0
TOTAL	1	0	2	0	17	0

CAREER HIGHS

Tackles	6 at Miami (2015)
TFLs	2 four times
Sacks	2.0 twice
Breakups	1 twice



93 DAMION DANIELS

6-3 | 340 | RFR. | DL
DALLAS, TEXAS

CAREER HONORS

- Nebraska Scholar-Athlete Honor Roll (Fall 2017)
- Brook Berringer Citizenship Team (2018)
- Tom Osborne Citizenship Team (2018)

2018 SEASON HIGHLIGHTS

- Posted a tackle in each of his first two career games after redshirting last season

2018 GAME-BY-GAME

OPPONENT	UT-AT-TT	TFL-YD	SACK-YD
Colorado	0-1-1	0-0	0.0-0
Troy	1-1-2	0-0	0.0-0
at Michigan	0-0-0	0-0	0.0-0
Purdue			
at Wisconsin			
at Northwestern			
Minnesota			
Bethune-Cookman			
at Ohio St.			
Illinois			
Michigan St.			
at Iowa			

CAREER TACKLE STATS

YEAR	G/S	UT	AT	TT	TFL-YD	SCK-YD
2017		Redshirt				
2018	3/0	1	2	3	0-0	0.0-0
TOTAL	3/0	1	2	3	0-0	0.0-0

CAREER MISCELLANEOUS STATS

YEAR	FF	FR	PBU	INT	QBH	BLK
2017	Redshirt					
2018	0	0	0	0	0	0
TOTAL	0	0	0	0	0	0

CAREER HIGHS

Tackles	2 vs. Troy (2018)
TFLs	none
Sacks	none
Breakups	none



94 KHALIL DAVIS

6-2 | 310 | JR. | DL
BLUE SPRINGS, MO.

CAREER HONORS

- Nebraska Scholar-Athlete Honor Roll (Spring 2018)
- 3-Time Brook Berringer Citizenship Team
- 3-Time Tom Osborne Citizenship Team

PERSONAL NOTES

- Twin brother Carlos - born five minutes before Khalil - is also a Husker defensive lineman

2018 SEASON HIGHLIGHTS

- His 11 tackles lead all NU defensive linemen
- Enjoyed a career game in the season opener against Colorado, recording six tackles, doubling his previous career high
- Also set a career high and matched his career total with 2.0 sacks against Colorado and matched his career high with a pair of TFLs
- Paced the defensive line with three tackles at Michigan and forced a fumble

2018 GAME-BY-GAME

OPPONENT	UT-AT-TT	TFL-YD	SACK-YD
Colorado	4-2-6	2-16	2.0-16
Troy	1-1-2	0-0	0.0-0
at Michigan	2-1-3	0-0	0.0-0
Purdue			
at Wisconsin			
at Northwestern			
Minnesota			
Bethune-Cookman			
at Ohio St.			
Illinois			
Michigan St.			
at Iowa			

CAREER TACKLE STATS


YEAR	G/S	UT	AT	TT	TFL-YD	SCK-YD
2015	Redshirt					
2016	12/0	4	1	5	2-4	0.0-0
2017	12/0	6	9	15	4-17	2.0-11
2018	3/0	7	4	11	2-16	4.0-27
TOTAL	27/0	17	14	31	8-37	4.0-27

CAREER MISCELLANEOUS STATS

YEAR	FF	FR	PBU	INT	QBH	BLK
2015	Redshirt					
2016	0	0	0	0	0	0
2017	1	0	1	0	2	0
2018	1	0	0	0	1	0
TOTAL	2	0	1	0	3	0

CAREER HIGHS

Tackles	6 vs. Colorado (2018)
TFLs	2 three times
Sacks	2.0 vs. Colorado (2018)
Breakups	1 vs. No. Illinois (2017)



95 BEN STILLE

6-5 | 290 | SO. | DL
ASHLAND, NEB.

CAREER HONORS

- BTN All-Freshman Team (2017)
- Big Ten Freshman of the Week (Illinois, 2017)
- Academic All-Big Ten (2017)
- 2-Time Nebraska Scholar-Athlete Honor Roll
- 2-Time Brook Berringer Citizenship Team
- 2-Time Tom Osborne Citizenship Team

CAREER NOTES

- 1st Husker freshman to lead NU in TFLs (10 in 2017) since the stat began being tracked in 1968
- 1st Husker freshman to lead NU in sacks (3.5 in 2017) since the stat became official in 1981

2018 SEASON HIGHLIGHTS

- Had a nine-yard sack and three tackles in the season opener against Colorado
- Helped the Huskers total 7.0 sacks and limit CU to 44 yards rushing

2018 GAME-BY-GAME

OPPONENT	UT-AT-TT	TFL-YD	SACK-YD
Colorado	1-2-3	1-9	1.0-9
Troy	1-0-1	0-0	0.0-0
at Michigan	0-0-0	0-0	0.0-0
Purdue			
at Wisconsin			
at Northwestern			
Minnesota			
Bethune-Cookman			
at Ohio St.			
Illinois			
Michigan St.			
at Iowa			

CAREER TACKLE STATS

YEAR	G/S	UT	AT	TT	TFL-YD	SCK-YD
2016	Redshirt					
2017	9/1	12	12	24	10-38	3.5-27
2018	3/3	2	2	4	1-9	1.0-9
TOTAL	12/4	14	14	28	11-47	4.5-36

CAREER MISCELLANEOUS STATS

YEAR	FF	FR	PBU	INT	QBH	BLK
2016	Redshirt					
2017	1	0	1	0	1	0
2018	0	0	0	0	1	0
TOTAL	1	0	1	0	2	0

CAREER HIGHS

Tackles	4 three times
TFLs	3 at Illinois (2017)
Sacks	1.0 four times
Breakups	1 vs. Northwestern (2017)



96 CARLOS DAVIS

6-2 | 325 | JR. | DL

BLUE SPRINGS, MO.

CAREER HONORS

- Honorable-Mention BTN All-Freshman Team (2016)
- Nebraska Most Improved Player (2016)
- 2-Time Nebraska Scholar-Athlete Honor Roll
- 3-Time Brook Berringer Citizenship Team
- 3-Time Tom Osborne Citizenship Team

CAREER NOTES

- Also one of the nation's top disc throwers, earning honorable-mention All-America honors with a 23rd-place finish at the 2018 NCAA Outdoor Championships

PERSONAL NOTES

- Twin brother Khalil - born five minutes after Carlos - is also a Husker defensive lineman

2018 SEASON HIGHLIGHTS

- Finished with one tackle for loss against Colorado, helping NU total 12 TFLs as a team
- Notched his first sack of the season vs. Troy

2018 GAME-BY-GAME

OPPONENT	UT-AT-TT	TFL-YD	SACK-YD
Colorado	0-1-1	1-2	0.0-0
Troy	2-0-2	1-8	1.0-8
at Michigan	1-1-2	0-0	0.0-0
Purdue			
at Wisconsin			
at Northwestern			
Minnesota			
Bethune-Cookman			
at Ohio St.			
Illinois			
Michigan St.			
at Iowa			

CAREER TACKLE STATS


YEAR	G/S	UT	AT	TT	TFL-YD	SCK-YD
2015		Redshirt				
2016	13/4	11	13	24	5-25	2.0-24
2017	12/12	17	25	42	4-19	2.5-18
2018	3/0	3	2	5	2-10	1.0-8
TOTAL	28/16	31	40	71	11-54	5.5-50

CAREER MISCELLANEOUS STATS

YEAR	FF	FR	PBU	INT	QBH	BLK
2015		Redshirt				
2016	0	0	0	0	3	0
2017	0	0	0	0	6	0
2018	0	0	0	0	1	0
TOTAL	0	0	0	0	10	0

CAREER HIGHS

Tackles	6 twice
TFLs	2 at Illinois (2017)
Sacks	1.0 five times
Breakups	none



97 DEONTRE THOMAS

6-3 | 290 | SO. | DL

MUSTANG, OKLA.

CAREER HONORS

- Nebraska Scholar-Athlete Honor Roll (Spring 2018)

2018 SEASON HIGHLIGHTS

- Has recorded a tackle in each of the last two games

2018 GAME-BY-GAME

OPPONENT	UT-AT-TT	TFL-YD	SACK-YD
Colorado	0-0-0	0-0	0.0-0
Troy	1-0-1	0-0	0.0-0
at Michigan	1-0-1	0-0	0.0-0
Purdue			
at Wisconsin			
at Northwestern			
Minnesota			
Bethune-Cookman			
at Ohio St.			
Illinois			
Michigan St.			
at Iowa			

CAREER TACKLE STATS

YEAR	G/S	UT	AT	TT	TFL-YD	SCK-YD
2017	10/0	4	10	14	0-0	0.0-0
2018	3/0	2	0	2	0-0	0.0-0
TOTAL	13/0	6	10	16	0-0	0.0-0

CAREER MISCELLANEOUS STATS

YEAR	FF	FR	PBU	INT	QBH	BLK
2017	0	0	0	0	0	0
2018	0	0	0	0	0	0
TOTAL	0	0	0	0	0	0

CAREER HIGHS

Tackles	3 three times
TFLs	none
Sacks	none
Breakups	none

2018 NEBRASKA SCHEDULE AND RESULTS

DATE	OPPONENT	RESULT	SCORE	RECORD	CONFERENCE	TIME	ATTEND.
Sept. 1	Akron	canceled					
Sept. 8	Colorado	L	28-33	0-1	0-0	3:41	89,853
Sept. 15	Troy	L	19-24	0-2	0-0	3:16	89,360
Sept. 22	at Michigan	L	10-56	0-3	0-0	3:30	111,037

*Big Ten conference game

SCORE BY QUARTERS	1ST	2ND	3RD	4TH	OT	TOTAL
Nebraska	7	21	16	13	-	57
Opponents	37	36	20	20	-	113

TEAM STATISTICS

TEAM STATISTICS	NU	OPP
SCORING	57	113
Points Per Game	19.0	37.7
Points Off Turnovers	10	24
FIRST DOWNS	59	60
Rushing	30	24
Passing	20	29
Penalty	9	7
RUSHING YARDAGE	555	472
Yards gained rushing	685	581
Yards lost rushing	130	109
Rushing Attempts	132	114
Average Per Rush	4.2	4.1
Average Per Game	185.0	157.3
TDs Rushing	4	7
PASSING YARDAGE	506	667
Comp-Att-Int	51-80-4	65-102-2
Average Per Pass	6.3	6.5
Average Per Catch	9.9	10.3
Average Per Game	168.7	222.3
TDs Passing	3	5
TOTAL OFFENSE	1061	1139
Total Plays	212	216
Average Per Play	5.0	5.3
Average Per Game	353.7	379.7
KICK RETURNS: #-Yards	9-171	5-91
PUNT RETURNS: #-Yards	5-1	9-159
INT RETURNS: #-Yards	2-0	4-32
KICK RETURN AVERAGE	19.0	18.2
PUNT RETURN AVERAGE	0.2	17.7
INT RETURN AVERAGE	0.0	8.0
FUMBLES-LOST	8-4	5-1
PENALTIES-Yards	31-251	26-218
Average Per Game	83.7	72.7
PUNTS-Yards	17-738	13-664
Average Per Punt	43.4	51.1
Net punt average	34.1	49.5
KICKOFFS-Yards	14-905	22-1283
Average Per Kick	64.6	58.3
Net kick average	42.1	40.3
TIME OF POSSESSION/Game	29:03	30:57
3RD-DOWN Conversions	13/41	17/45
3rd-Down Pct	32%	38%
4TH-DOWN Conversions	1/4	3/6
4th-Down Pct	25%	50%
SACKS BY-Yards	11-71	9-74
MISC YARDS	0	0
TOUCHDOWNS SCORED	7	14
FIELD GOALS-ATTEMPTS	3-5	5-7
ON-SIDE KICKS	0-0	0-0
RED-ZONE SCORES	(8-10) 80%	(11-13) 85%
RED-ZONE TOUCHDOWNS	(5-10) 50%	(8-13) 62%
PAT-ATTEMPTS	(6-6) 100%	(12-13) 92%
ATTENDANCE	179213	111037
Games/Avg Per Game	2/89606	1/11037
Neutral Site Games		0/0

INDIVIDUAL OFFENSIVE STATISTICS

RUSHING	G/GS	ATT	GAIN	LOSS	NET	AVG	TD	LONG	AVG/G
Greg Bell	3/3	33	181	10	171	5.2	0	45	57.0
Maurice Washington	3/0	25	146	18	128	5.1	0	29	42.7
Adrian Martinez	2/2	22	165	60	105	4.8	2	41	52.5
Devine Ozigbo	3/0	29	100	10	90	3.1	1	11	30.0
Andrew Bunch	3/1	14	56	27	29	2.1	0	23	9.7
Wyatt Lindzey	3/0	5	23	5	18	3.6	1	17	6.0
Tyjon Lindzey	3/0	2	9	0	9	4.5	0	9	3.0
JD Spielman	3/3	2	5	0	5	2.5	0	4	1.7
Total	3	132	685	130	555	4.2	4	45	185.0
Opponents	3	114	581	109	472	4.1	7	57	157.3

PASSING	G/GS	EFFIC	COMP-ATT-INT	PCT	YDS	TD	LNG	AVG/G
Andrew Bunch	3/1	125.66	29-45-2	64.4	297	2	33	99.0
Adrian Martinez	2/2	111.02	22-35-2	62.9	209	1	57	104.5
Total	3	119.25	51-80-4	63.8	506	3	57	168.7
Opponents	3	130.91	65-102-2	63.7	667	5	56	222.3

RECEIVING	G/GS	NO.	YDS	AVG	TD	LONG	AVG/G
Stanley Morgan Jr.	3/3	13	200	15.4	1	33	66.7
JD Spielman	3/3	13	117	9.0	2	57	39.0
Maurice Washington	3/0	6	26	4.3	0	14	8.7
Devine Ozigbo	3/0	4	29	7.2	0	17	9.7
Mike Williams	3/2	3	40	13.3	0	19	13.3
Tyjon Lindzey	3/0	3	22	7.3	0	14	7.3
Greg Bell	3/0	3	9	3.0	0	6	3.0
Kurt Rafdal	3/0	2	40	20.0	0	26	13.3
Jack Stoll	3/3	2	13	6.5	0	9	4.3
Wyatt Mazour	3/0	1	21	21.0	0	21	7.0
Adrian Martinez	2/2	1	-11	-11.0	0	0	-5.5
Total	3	51	506	9.9	3	57	168.7
Opponents	3	65	667	10.3	5	56	222.3

PUNT RETURNS	NO.	YDS	AVG	TD	LONG
Tyjon Lindzey	5	1	0.2	0	3
Total	5	1	0.2	0	3
Opponents	9	159	17.7	2	60

2018 INDIVIDUAL STATISTICS

INTERCEPTIONS	NO.	YDS	AVG	TD	LONG
Deontai Williams	1	0	0.0	0	0
Lamar Jackson	1	0	0.0	0	0
Total	2	0	0.0	0	0
Opponents	4	32	8.0	0	22

KICK RETURNS	NO.	YDS	AVG	TD	LONG
JD Spielman	7	145	20.7	0	31
Maurice Washington	1	16	16.0	0	16
Jack Stoll	1	10	10.0	0	10
Total	9	171	19.0	0	31
Opponents	5	91	18.2	0	27

FUMBLE RETURNS	NO.	YDS	AVG	TD	LONG
None					
TOTAL	0	0	0.0	0	0
OPPONENTS	0	0	0.0	0	0

FIELD GOALS	FGM-FGA	PCT	1-19	20-29	30-39	40-49	50-59	LG	BLK
B. Pickering	3-5	60.0	0-0	1-1	2-3	0-1	0-0	32	0
TOTAL	3-5	60.0	0-0	1-1	2-3	0-1	0-0	32	0
OPPONENTS	5-7	71.4	0-0	0-0	3-4	1-2	1-1	50	0

FG SEQUENCE	NEBRASKA	OPPONENTS
Colorado	43	(40),(35),37,43
Troy	33,(23),(32)	(37)
Michigan	(35)	(50),(38)

Numbers in (parenthesis) indicate field goal was made

PUNTING	NO.	YDS	AVG	LONG	TB	FC	I20	50+	BLK
Caleb Lightbourn	17	738	43.4	52	0	2	3	2	0
Total	17	738	43.4	52	0	2	3	2	0
Opponents	13	664	51.1	79	1	3	4	6	0

KICKOFFS	NO.	YDS	AVG	TB	OB	RET.	NET	YDLN
Caleb Lightbourn	14	905	64.6	9	0			
Total	14	905	64.6	9	0	91	42.1	22
Opponents	22	1283	58.3	9	0	171	40.3	24

SCORING	TD	FGs	----- PATs -----				DXP	Saf	Pts
			Kick	Rush	Rcv	Pass			
Barret Pickering	0	3-5	6-6	0-0	0	0-0	0	0	15
Adrian Martinez	2	0-0	0-0	0-0	0	0-0	0	0	12
JD Spielman	2	0-0	0-0	0-0	0	0-0	0	0	12
Stanley Morgan Jr.	1	0-0	0-0	0-0	0	0-0	0	0	6
Devine Ozigbo	1	0-0	0-0	0-0	0	0-0	0	0	6
Wyatt Mazour	1	0-0	0-0	0-0	0	0-0	0	0	6
Andrew Bunch	0	0-0	0-0	0-0	0	0-1	0	0	0
Total	7	3-5	6-6	0-0	0	0-1	0	0	57
Opponents	14	5-7	12-13	0-0	0	0-1	0	1	113

TOTAL OFFENSE	G	PLAYS	RUSH	PASS	TOTAL	AVG/G
Andrew Bunch	3	59	29	297	326	108.7
Adrian Martinez	2	57	105	209	314	157.0
Greg Bell	3	33	171	0	171	57.0
Maurice Washington	3	25	128	0	128	42.7
Devine Ozigbo	3	29	90	0	90	30.0
Wyatt Mazour	3	5	18	0	18	6.0
Tyjon Lindsey	3	2	9	0	9	3.0
JD Spielman	3	2	5	0	5	1.7
Total	3	212	555	506	1061	353.7
Opponents	3	216	472	667	1139	379.7

ALL PURPOSE	G	RUSH REC	PR	KOR	IR	TOT	AVG/G	
JD Spielman	3	5	117	0	145	0	267	89.0
Stanley Morgan Jr.	3	0	200	0	0	0	200	66.7
Greg Bell	3	171	9	0	0	0	180	60.0
Maurice Washington	3	128	26	0	16	0	170	56.7
Devine Ozigbo	3	90	29	0	0	0	119	39.7
Adrian Martinez	2	105	-11	0	0	0	94	47.0
Kurt Rafdal	3	0	40	0	0	0	40	13.3
Mike Williams	3	0	40	0	0	0	40	13.3
Wyatt Mazour	3	18	21	0	0	0	39	13.0
Tyjon Lindsey	3	9	22	1	0	0	32	10.7
Andrew Bunch	3	29	0	0	0	0	29	9.7
Jack Stoll	3	0	13	0	10	0	23	7.7
Total	3	555	506	1	171	0	1233	411.0
Opponents	3	472	667	159	91	32	1421	473.7

DEFENSIVE STATISTICS

NAME	GP-GS	-----TACKLES-----			TFL-YDS	-SACKS- NO-YARDS	---PASS DEF---		QBH	---FUMBLES---		BLKD	
		SOLO	AST	TOTAL			INT-YDS	BRUP		RCV-YDS	FF	KICK	SAF
7 Mohamed Barry	3-3	13	13	26	4-18	1.0-9	.	.	1	.	.	.	
5 Dedrick Young II	3-3	11	7	18	3-3	
24 Aaron Williams	3-2	11	6	17	.	.	.	1	1	.	.	.	
43 Tyrin Ferguson	3-3	10	7	17	5-20	1.0-4	
12 Luke Gifford	3-3	7	9	16	5-19	2.5-15	.	.	1	.	.	.	
14 Tre Neal	3-3	7	7	14	1-2	.	.	1	
3 Will Honas	3-0	5	8	13	1-1	.	.	.	1	.	.	.	
25 Antonio Reed	3-1	7	6	13	
94 Khalil Davis	3-0	7	4	11	2-16	2.0-16	.	.	1	.	1	.	
23 Dicaprio Bootle	3-3	4	4	8	.	.	.	7	
91 Freedom Akinmoladun	3-3	3	4	7	3-10	2.5-10	.	.	1	.	.	.	
21 Lamar Jackson	3-3	3	3	6	.	.	1-0	1	
31 Collin Miller	3-0	1	4	5	
96 Carlos Davis	3-0	3	2	5	2-10	1.0-8	.	.	1	.	.	.	
95 Ben Stille	3-3	2	2	4	1-9	1.0-9	.	.	1	.	.	.	
93 Damion Daniels	3-0	1	2	3	
44 Mick Stoltenberg	3-3	.	3	3	
41 Deontai Williams	3-0	2	1	3	.	.	1-0	1	
57 Jacob Weinmaster	3-0	1	2	3	
4 Caleb Tannor	3-0	2	.	2	
17 Cam Taylor	3-0	2	.	2	1-0	.	.	
92 Chase Urbach	1-0	1	1	2	
19 Marquel Dismuke	2-0	1	1	2	
99 Peyton Newell	3-0	1	1	2	
9 DaiShon Neal	2-0	1	1	2	
97 Deontre Thomas	3-0	2	.	2	
22 Alex Davis	3-0	.	1	1	
13 JoJo Domann	1-0	1	.	1	
18 Guy Thomas	1-0	.	1	1	
2 Adrian Martinez	2-2	1	.	1	
10 JD Spielman	3-3	1	.	1	
Total	3-0	111	100	211	27-108	11-71	2-0	11	8	1-0	1	.	
Opponents	3-0	131	92	223	34-138	9-74	4-32	5	7	4-0	4	.	

SPECIAL TEAMS TACKLES	UA-A/TOT	COLO	TROY	MICH	PUR	WIS	NW	MINN	OSU	ILL	MSU	IOWA	TBA
Collin Miller	2-2/4	1-0/1	0-1/1	1-1/2									
Jacob Weinmaster	2-1/3	1-0/1	0-1/1	1-0/1									
Deontai Williams	1-1/2	-	0-1/1	1-0/1									
Chase Urbach	1-1/2	-	-	1-1/2									
Caleb Tannor	1-0/1	1-0/1	-	-									
JoJo Domann	1-0/1	1-0/1	-	-									
Alex Davis	0-1/1	-	0-1/1	-									
Cam Taylor	1-0/1	-	-	1-0/1									

INDIVIDUAL OFFENSE GAME BY GAME

RUSHING	NO-YDS/TD	COLO	TROY	MICH	PUR	WIS	NW	MINN	BC	OSU	ILL	MSU	IOWA
Greg Bell RB	33-171/0	13-104/0	14-64/0	6-3/0									
Maurice Washington RB	25-128/0	8-34/0	14-92/0	3-2/0									
Adrian Martinez QB	22-105/2	15-117/2	DNP	7--12/0									
Devine Ozigbo RB	29-90/1	14-60/1	9-25/0	6-5/0									
Andrew Bunch QB	14-29/0	1-1/0	10-5/0	3-23/0									
Wyatt Mazour RB	5-18/1	-	-	5-18/1									
Tyjon Lindsey WR	2-9/0	2-9/0	-	-									
JD Spielman WR	2-5/0	1-4/0	1-1/0	-									

RECEIVING	NO-YDS/TD	COLO	TROY	MICH	PUR	WIS	NW	MINN	BC	OSU	ILL	MSU	IOWA
Stanley Morgan WR	13-200/1	5-75/0	5-64/1	3-61/0									
JD Spielman WR	13-117/2	3-67/1	6-45/1	4-5/0									
Mike Williams WR	3-40/0	3-40/0	-	-									
Kurt Rafdal TE	2-40/0	1-14/0	1-26/0	-									
Devine Ozigbo RB	4-29/0	2-17/0	1-7/0	1-5/0									
Maurice Washington RB	6-26/0	2-16/0	3-14/0	1--4/0									
Tyjon Lindsey WR	3-22/0	-	1-6/0	2-16/0									
Wyatt Mazour RB	1-21/0	-	-	1-21/0									
Jack Stoll TE	2-13/0	1-4/0	1-9/0	-									
Greg Bell RB	3-9/0	2-3/0	1-6/0	-									
Adrian Martinez QB	1--11/0	-	DNP	1--11/0									

PASSING

ADRIAN MARTINEZ	ATT	COMP	INT	PCT	YARDS	TD	LONG	SACK	YDS	EFFIC
Colorado	20	15	1	75.0	187	1	57	2	12	160.0
Troy	DNP-Injury									
Michigan	15	7	1	46.7	22	0	32	4	39	45.7
TOTALS	35	22	2	62.9	209	1	57	6	51	111.0

ANDREW BUNCH	ATT	COMP	INT	PCT	YARDS	TD	LONG	SACK	YDS	EFFIC
Colorado	9	4	0	44.4	49	0	25	0	0	90.2
Troy	27	19	2	70.4	177	2	33	3	23	135.1
Michigan	9	6	0	66.7	71	0	27	0	0	132.9
TOTALS	45	29	2	64.4	297	2	33	3	23	125.7

PUNT RETURNS	NO-YDS	COLO	TROY	MICH	PUR	WIS	NW	MINN	BC	OSU	ILL	MSU	IOWA
Tyjon Lindsey	5-1	3--2	-	2-3									

KICK RETURNS	NO-YDS	COLO	TROY	MICH	PUR	WIS	NW	MINN	BC	OSU	ILL	MSU	IOWA
JD Spielman	7-145	2-35	3-70	2-40									
Maurice Washington	1-16	-	-	1-16									
Jack Stoll	1-10	1-10	-	-									

INDIVIDUAL DEFENSE GAME BY GAME

PLAYER	UA-A	TOTAL	COLO	TROY	MICH	PUR	WIS	NW	MINN	BC	OSU	ILL	MSU	IOWA
Mohamed Barry LB	13-13	26	4-8	2-1	7-4									
Dedrick Young LB	11-7	18	4-5	2-1	5-1									
Aaron Williams DB	11-6	17	4-4	3-2	4-0									
Tyrin Ferguson LB	10-7	17	5-5	2-2	3-0									
Luke Gifford LB	7-9	16	3-8	3-0	1-1									
Tre Neal DB	7-7	14	2-3	3-4	2-0									
Antonio Reed DB	7-6	13	1-3	4-1	2-2									
Will Honas LB	5-8	13	0-2	3-5	2-1									
Khalil Davis DL	7-4	11	4-2	1-1	2-1									
Dicaprio Bootle DB	4-4	8	1-2	0-1	3-1									
Freedom Akinmoladun DL	3-4	7	2-2	1-1	0-1									
Lamar Jackson DB	3-3	6	0-1	0-2	3-0									
Carlos Davis DL	3-2	5	0-1	2-0	1-1									
Collin Miller LB	1-4	5	1-0	0-1	0-3									
Ben Stille DL	2-2	4	1-2	1-0	-									
Damion Daniels DL	1-2	3	0-1	1-1	-									
Deontai Williams DB	2-1	3	-	0-1	2-0									
Jacob Weinmaster LB	1-2	3	1-0	0-1	0-1									
Mick Stoltenberg DL	0-3	3	0-1	-	0-2									
Caleb Tannor LB	2-0	2	1-0	-	1-0									
Deontre Thomas DL	2-0	2	-	1-0	1-0									
Peyton Newell DL	1-1	2	-	-	1-1									
Marquel Dismuke DB	1-1	2	DNP	-	1-1									
DaiShon Neal DL	1-1	2	DNP	-	1-1									
Chase Urbach LS	1-1	2	DNP	DNP	1-1									
Cam Taylor DB	2-0	2	1-0	-	1-0									
Adrian Martinez QB	1-0	1	1-0	DNP	-									
JoJo Domann DB	1-0	1	1-0	DNP	DNP									
Alex Davis LB	0-1	1	-	0-1	-									
Guy Thomas LB	0-1	1	DNP	DNP	0-1									
JD Spielman WR	1-0	1	-	1-0	-									

INDIVIDUAL DEFENSE GAME BY GAME

TACKLES FOR LOSS	UA-A	TOTAL	COLO	TROY	MICH	PUR	WIS	NW	MINN	BC	OSU	ILL	MSU	IOWA
Luke Gifford LB	3-2	5	3-13	2-6	-									
Tyrin Ferguson LB	5-0	5	2-7	1-2	2-11									
Mohamed Barry LB	4-0	4	1-6	-	3-12									
Dedrick Young LB	2-1	3	2-3	1-0	-									
Freedom Akinmoladun DL	2-1	3	2-3	1-7	-									
Carlos Davis DL	1-1	2	1-2	1-8	-									
Khalil Davis DL	2-0	2	2-16	-	-									
Tre Neal DB	1-0	1	-	1-2	-									
Ben Stille DL	1-0	1	1-9	-	-									
Will Honas LB	0-1	1	-	1-1	-									

SACKS	UA-A	TOT	COLO	TROY	MICH	PUR	WIS	NW	MINN	BC	OSU	ILL	MSU	IOWA
Luke Gifford LB	2-1	2.5	1.5-11	1.0-4	-									
Freedom Akinmoladun DL	2-1	2.5	1.5-3	1.0-7	-									
Khalil Davis DL	2-0	2.0	2.0-16	-	-									
Carlos Davis DL	1-0	1.0	-	1.0-8	-									
Mohamed Barry LB	1-0	1.0	-	-	1.0-9									
Tyrin Ferguson LB	1-0	1.0	1.0-4	-	-									
Ben Stille DL	1-0	1.0	1.0-9	-	-									

INT RETURNS	NO-YDS	COLO	TROY	MICH	PUR	WIS	NW	MINN	BC	OSU	IOWA	MSU	IOWA
Deontai Williams	1-0	-	-	1-0									
Lamar Jackson	1-0	-	1-0	-									

FUMBLES RECOVERED	NO	COLO	TROY	MICH	PUR	WIS	NW	MINN	OSU	BC	ILL	MSU	IOWA
Cam Taylor	1	-	1	-									

FORCED FUMBLES	NO	COLO	TROY	MICH	PUR	WIS	NW	MINN	OSU	BC	ILL	MSU	IOWA
Khalil Davis	1	-	-	1									

FUMBLES RETURNS	NO-YDS	COLO	TROY	MICH	PUR	WIS	NW	MINN	OSU	ILL	MSU	IOWA	TBA
None													

TEAM GAME BY GAME

DATE	OPPONENT	RUSHING				RECEIVING				PASSING				KICK RET				PUNT RET				TOTAL OFF.
		NO.	YDS	TD	LG	NO.	YDS	TD	LG	CMP	ATT	INT	YDS	TD	LG	NO	YDS	TD	LG	NO	YDS	
Sept. 8	COLORADO	54	329	3	45	19	236	1	57	19	29	1	57	3	45	0	20	3	-2	0	2	565
Sept. 15	TROY	48	187	0	29	19	177	2	33	19	27	2	33	3	70	0	31	0	0	0	0	364
Sept. 22	at Michigan	30	39	1	23	13	93	0	32	13	24	1	32	3	56	0	24	2	3	0	3	132
	TOTALS	132	555	4	45	51	506	3	57	51-80-4	506	3	57	9	171	0	31	5	1	0	3	1061
	OPPONENT	114	472	7	57	65	667	5	56	65-102-2	667	5	56	5	91	0	27	9	159	2	60	1139

DATE	OPPONENT	TACKLES				SACKS	FUMBLE		INT-YDS	QBH	PBU	BLKD KICK	KICKS				SAF	PTS	
		SOL	AST	TOT	TFL-YDS		NO-YDS	FF					FR-YDS	ATT	MAD	RUN			RCV
Sept. 8	COLORADO	37	50	87	12.0-59	7.0-43	0	0-0	0-0	5	3	0	4-4	0	0	0	0	0	28
Sept. 15	TROY	30	26	56	7.0-26	3.0-19	0	1-0	1-0	2	3	0	1-1	0	0	0	0	19	
Sept. 22	at Michigan	44	24	68	5.0-23	1.0-9	1	0-0	1-0	1	5	0	1-1	0	0	0	0	10	
	TOTALS	111	100	211	24.0-108	11.0-71	1	1-0	2-0	8	11	0	6-6	0	0	0	0	57	
	OPPONENT	131	92	223	30.0-138	9.0-74	4	4-0	4-32	7	5	0	13-12	0	0	1	113		

DATE	OPPONENT	PUNTING										FIELD GOALS			KICKOFFS				
		NO	YDS	AVG	LG	BLK	TB	FC	50+	120	ATT	MADE	LG	BLKD	NO	YDS	AVG	TB	OB
Sept. 8	COLORADO	3	128	42.7	47	0	0	1	0	1	1-0	0	0	5	324	64.8	3	0	
Sept. 15	TROY	5	208	41.6	51	0	0	1	1	1	3-2	32	0	5	325	65.0	4	0	
Sept. 22	at Michigan	9	402	44.7	52	0	0	1	1	1	1-1	35	0	4	256	64.0	2	0	
	TOTALS	17	738	43.4	52	0	0	2	2	3	5-3	35	0	14	905	64.6	9	0	
	OPPONENT	13	664	51.1	79	0	1	3	6	4	7-5	50	0	22	1283	58.3	9	0	

OPPONENT GAME BY GAME

DATE	OPPONENT	RUSHING				RECEIVING				PASSING				KICK RET				PUNT RET				TOTAL OFF.
		NO.	YDS	TD	LG	NO.	YDS	TD	LG	CMP	ATT	INT	YDS	TD	LG	NO	YDS	TD	LG	NO	YDS	
Sept. 8	COLORADO	35	44	1	16	33	351	3	40	33	50	0	40	2	51	0	27	2	10	0	7	395
Sept. 15	TROY	34	143	2	57	14	110	0	39	14	21	1	39	1	13	0	13	3	65	1	58	253
Sept. 22	at Michigan	45	285	4	46	18	206	2	56	18	31	1	56	2	27	0	14	4	84	1	60	491
	OPPONENTS	114	472	7	57	65	667	5	56	65-102-2	667	5	56	5	91	0	27	9	159	2	60	1139
	NEBRASKA	132	555	4	45	51	506	3	57	51-80-4	506	3	57	9	171	0	31	5	1	0	3	1061

DATE	OPPONENT	TACKLES				SACKS	FUMBLE		INT-YDS	QBH	PBU	BLKD KICK	KICKS				SAF	PTS
		SOL	AST	TOT	TFL-YDS		NO-YDS	FF					FR-YDS	ATT	MAD	RUN		
Sept. 8	COLORADO	46	42	88	7.0-25	2.0-12	0	2-0	1-22	2	0	0	3-3	0	0	0	0	33
Sept. 15	TROY	45	38	83	9.0-48	3.0-23	3	1-0	2-10	1	3	0	3-3	0	0	0	0	24
Sept. 22	at Michigan	40	12	52	14.0-65	4.0-39	1	1-0	1-0	4	2	0	7-6	0	0	1	56	
	OPPONENTS	131	92	223	30.0-138	9.0-74	4	4-0	4-32	7	5	0	13-12	0	0	1	113	
	NEBRASKA	111	100	211	24.0-108	11.0-71	1	1-0	2-0	8	11	0	6-6	0	0	0	57	

DATE	OPPONENT	PUNTING										FIELD GOALS			KICKOFFS				
		NO	YDS	AVG	LG	BLK	TB	FC	50+	120	ATT	MADE	LG	BLKD	NO	YDS	AVG	TB	OB
Sept. 8	COLORADO	5	217	43.4	54	0	0	1	1	1	4-2	40	0	7	405	57.9	3	0	
Sept. 15	TROY	5	269	53.8	79	0	1	2	2	1	1-1	37	0	5	310	62.0	2	0	
Sept. 22	at Michigan	3	178	59.3	64	0	0	3	2	2	2-2	50	0	10	568	56.8	4	0	
	OPPONENTS	13	664	51.1	79	0	1	3	6	4	7-5	50	0	22	1283	58.3	9	0	
	NEBRASKA	17	738	43.4	52	0	0	2	2	3	5-3	35	0	14	905	64.6	9	0	

TEAM COMPARISON

OPPONENT	SCORE	1ST DNS (RUN/PASS/PEN.)	RUSHING	PASSING	PASS YDS	TOTAL OFFENSE	RET YDS	T/O
COLORADO	28-33	25/26 (13/7; 9/16; 3/3)	54-329/35-44	19-29-1/33-50-0	236/351	83-565/85-395	43/83	3/0
TROY	19-24	22/12 (12/5; 7/4; 3/3)	48-187/34-143	19-27-2/14-21-1	177/110	75-364/55-253	70/88	3/2
Michigan	10-56	12/22 (5/12; 4/9; 3/1)	30-39/45-285	13-24-1/18-31-1	93/206	54-132/76-491	59/111	2/1
Totals	57-113	59/60 (30/24; 20/29; 9/7)	132-555/114-472	51-80-4/65-102-2	506/667	212-1061/216-1139	172/282	8/3

Note: Game totals are displayed in the format TEAM/OPPONENT for each category

OPPONENT	3RD DOWN	4TH DOWN	TIME POSS	MARGIN	YDS/RUSH	YDS/PASS	YDS/PLAY	PUNTING	PENALTIES
COLORADO	5-13/6-18	0-3/2-3	29:45/30:15	-0:30	6.1/1.3	8.1/7.0	6.8/4.6	3-42.7/5-43.4	11-95/8-46
TROY	5-15/4-12	1-1/0-1	32:54/27:06	5:48	3.9/4.2	6.6/5.2	4.9/4.6	5-41.6/5-53.8	10-77/10-95
Michigan	3-13/7-15	0-0/1-2	24:31/35:29	-10:58	1.3/6.3	3.9/6.6	2.4/6.5	9-44.7/3-59.3	10-79/8-77
TOTALS	13-41/17-45	1-4/3-6	87:10/92:50	-5:40	4.2/4.1	6.3/6.5	5.0/5.3	17-43.4/13-51.1	251/218

Note: Game totals are displayed in the format TEAM/OPPONENT for each category

NEBRASKA RED ZONE CHART

NEBRASKA INSIDE OPPONENT RED-ZONE

DATE	OPPONENT	SCORE	TIMES	TIMES	PTS	TOTAL RUSH PASS			-----FGs-----		----- FAILED TO SCORE INSIDE RZ -----				
			IN RZ	SCORED		TDS	TDS	TDS	MADE	FGA	DOWN	INT	FUMB	HALF	GAME
Sept. 8	Colorado	L, 28-33	3	2	14	2	2	0	0	0	1	0	0	0	0
Sept. 15	Troy	L, 19-24	5	4	19	2	0	2	2	1	0	0	0	0	0
Sept. 22	at Michigan	L, 10-56	2	2	10	1	1	0	1	0	0	0	0	0	0
TOTALS			10	8	43	5	3	2	3	1	1	0	0	0	0
			8 OF 10 (80.0%)												

OPPONENT INSIDE NEBRASKA RED-ZONE

DATE	OPPONENT	SCORE	TIMES	TIMES	PTS	TOTAL RUSH PASS			-----FGs-----		----- FAILED TO SCORE INSIDE RZ -----				
			IN RZ	SCORED		TDS	TDS	TDS	MADE	FGA	DOWN	INT	FUMB	HALF	GAME
Sept. 8	Colorado	L, 28-33	5	4	24	3	1	2	1	1	0	0	0	0	0
Sept. 15	Troy	L, 19-24	2	2	10	1	1	0	1	0	0	0	0	0	0
Sept. 22	at Michigan	L, 10-56	6	5	30	4	3	1	1	0	0	1	0	0	0
TOTALS			13	11	64	8	5	3	3	1	0	1	0	0	0
			11 OF 13 (84.6%)												

NEBRASKA & OPPONENT LONG PLAYS & DRIVE INFORMATION

LONG SEASON PLAYS (20 OR MORE YARDS)

	[-----NEBRASKA-----]				[-----OPPONENT-----]			
	RUSH	PASS	RET	TOT	RUSH	PASS	RET	TOT
COLORADO	4	3	0	7	0	4	3	7
TROY	3	2	2	7	2	1	1	4
MICHIGAN	1	3	1	5	4	3	1	8
TOTALS	8	8	3	19	6	8	5	19

LONG DRIVE SUPERLATIVES

	NEBRASKA	OPPONENT
Most Yards (Result)	80 vs. Colo. (TD); at Mich. (TD)	86 vs. Colorado (TD)
Most Plays (Result)	11 2x vs. Troy (FG, TD)	13 vs. Colorado (Missed FG)
Most Time (Result)	4:06 vs. Troy (FG)	4:34 vs. Troy (TD)

NEBRASKA LONG PLAYS (19; 8 RUNS; 8 PASSES; 3 RETURNS)

YDS	OPPONENT	PLAY	RESULT
57	Colorado	Pass (Martinez-Spielman)	Touchdown
45	Colorado	Run (Bell)	1st-10
41	Colorado	Run (Martinez)	Touchdown
33	Troy	Pass (Bunch-Morgan Jr.)	1st-10
32	Michigan	Pass (Martinez-Morgan)	1st-10
31	Troy	KOR (Spielman)	1st-10
29	Troy	Run (Washington)	1st-10
27	Michigan	Pass (Bunch-Morgan)	1st-10
26	Troy	Pass (Bunch-Rafdal)	1st-10
25	Colorado	Run (Martinez)	1st-10
25	Colorado	Pass (Bunch-Morgan)	1st-10
24	Michigan	KOR (Spielman)	1st-10
23	Michigan	Run (Bunch)	1st-10
23	Michigan	Pass (Bunch-Mazour)	1st-10
23	Troy	KOR (Spielman)	1st-10
21	Colorado	Pass (Martinez-Morgan)	1st-10
21	Troy	Run (Washington)	1st-10
20	Troy	Run (Washington)	1st-10
20	Colorado	Run (Bell)	1st-10

OPPONENT LONG PLAYS 19; 6 RUNS; 8 PASSES; 5 RETURNS)

YDS	OPPONENT	PLAY	RESULT
60	Michigan	PR (Peoples-Jones)	TD
58	Troy	PR (Rookard)	Touchdown
57	Troy	Run (S. Smith)	1st-10
56	Michigan	Pass (McCaffrey-Bell)	TD
46	Michigan	Run (Higdon)	1st-10
44	Michigan	Run (Higdon)	TD
40	Colorado	Pass (Montez-Shenault)	Touchdown
39	Troy	Pass (Barker-Willis)	1st-10
37	Colorado	Pass (Montez-Shenault)	1st-10
28	Colorado	Pass (Montez-Shenault)	1st-10
27	Colorado	KOR (Blackmon)	1st-10
26	Troy	Run (B. Smith)	Touchdown
26	Michigan	Run (Wilson)	1st-10
25	Michigan	Run (Higdon)	1st-10
24	Colorado	KOR (Nixon)	1st-10
23	Michigan	Pass (Patterson-Collins)	1st-10
22	Colorado	IR (Landman)	1st-10
21	Michigan	Pass (Patterson-Gentry)	1st-10
20	Colorado	Pass (Montez-Winfree)	1st-10

GAME-OPENING DRIVES

OPPONENT	[-----NEBRASKA-----]			[-----OPPONENT-----]		
	PTS.	1ST DWN	YDS	PTS.	1ST DWN	YDS
Colorado	0	3	62	7	4	86
Troy	0	1	7	0	0	8
Michigan	0	1	33	7	2	64

SECOND-HALF OPENING DRIVES

OPPONENT	[-----NEBRASKA-----]			[-----OPPONENT-----]		
	PTS.	1ST DWN	YDS	PTS.	1ST DWN	YDS
Colorado	0	0	0	3	4	55
Troy	0	2	24	0	2	38
Michigan	0	0	3	0	2	18

NEBRASKA & OPPONENT SCORING DRIVES, MISCELLANEOUS STATS

SCORING DRIVES

GAME	SCORING DRIVES	[-----TIME-----]		[---PLAYS---		5 OR LESS	1 OR 0
		TOT	AVG.	TOT	AVG.		
Colorado	3	11:11	3:43	29	9.67	0	0
Troy	4	11:16	2:49	31	7.75	2	0
Michigan	2	6:44	3:22	15	7.50	0	0
TOTAL	9	29:11	3:14	75	8.3	2	0
OPPONENTS	19	44:44	2:21	117	6.16	8	3

NEBRASKA SCORING DRIVES

OPPONENT	[---DRIVE---					
	PLAYS	YDS	TIME	SCORE	QTR./TIME	PLAY
Colorado	8	75	3:00	7-14	1st/3:47	Martinez 41-yd. run
Colorado	8	52	2:47	14-14	2nd/10:15	Ozigbo 8-yd. run
Colorado	8	79	3:07	21-14	2nd/2:24	Martinez 3-yd. run
Colorado	6	80	2:17	28-20	3rd/5:35	Spielman 57-yd. pass from Martinez
Troy	5	65	2:02	7-17	2nd/3:02	Morgan 9-yd. pass from Bunch
Troy	4	2	1:18	10-17	3rd/10:25	Pickering 23-yd. FG
Troy	11	47	4:06	13-17	3rd/3:02	Pickering 32-yd. FG
Troy	11	75	3:50	19-24	4th/2:55	Spielman 7-yd. pass from Bunch
Michigan	8	55	4:25	3-46	3rd/5:25	Pickering 35-yd. FG
Michigan	7	80	3:06	10-56	4th/4:14	Mazour 3-yd. run

OPPONENT SCORING DRIVES

OPPONENT	[---DRIVE---					
	PLAYS	YDS	TIME	SCORE	QTR./TIME	PLAY
Colorado	8	86	3:05	7-0	1st/9:00	MacIntyre 3-yd pass from Montez
Colorado	4	24	1:42	14-0	1st/6:47	Shenault 3-yd. run
Colorado	11	52	1:51	17-21	2nd/0:28	Stefanou 40-yd. FG
Colorado	12	55	3:55	20-21	3rd/10:59	Stefanou 35-yd. FG
Colorado	11	75	4:11	27-28	3rd/1:24	MacIntyre 8-yd pass from Montez
Colorado	7	77	1:17	33-28	4th/1:06	Shenault 40-yd. pass from Montez
Troy	6	43	3:00	3-0	1st/7:23	Sumpster 37-yd. FG
Troy	0	0	0:00	10-0	2nd/12:17	Rookard 58-yd. punt return
Troy	5	80	3:21	17-0	2nd/5:12	B. Smith 9-yd. run
Troy	10	62	4:32	24-13	4th/6:45	B. Smith 26-yd. run
Michigan	6	64	2:56	7-0	1st/10:27	Mason 1-yd. run
Michigan	1	44	0:10	14-0	1st/8:58	Higdon 44-yd. run
Michigan	8	66	4:13	20-0	1st/3:09	Mason 4-yd. run
Michigan	4	3	0:50	23-0	2nd/14:11	Nordin 50-yd. FG
Michigan	10	59	4:28	30-0	2nd/8:20	Gentry 5-yd. pass from Patterson
Michigan	3	34	1:19	37-0	2nd/5:25	Mason 1-yd. run
Michigan	0	0	0:00	39-0	2nd/4:03	Team Safety
Michigan	0	0	0	46-0	3rd/9:01	Peoples-Jones 60-yd. punt return
Michigan	11	55	4:25	49-3	3rd/0:58	Nordin 38-yd. FG
Michigan	2	56	0:17	56-3	3th/14:21	Bell 56-yd. pass from McCaffrey

NEBRASKA POINTS OFF TURNOVERS

GAME	TOs GAINED	TD	FG-FGA	PTS.	(NU FUM./LOST, INT)
Colorado	0 (0/0 F/L, 0 INT)	0	0-0	0	3 (3/2 F/L, 1 INT)
Troy	2 (3/1 F/L, 1 INT)	0	1-1	3	3 (4/1 F/L, 2 INT)
Michigan	1 (2/0 F/L, 1 INT)	1	0-0	7	2 (1/1 F/L, 1 INT)
TOTALS	3 (5/1 F/L, 2 INT)	1	1-1	10	8 (8/4 F/L, 4 INT)
OPPONENTS	8 (8/4 F/L, 4 INT)	3	1-2	24	3 (5/1 F/L, 2 INT)

STARTING FIELD POSITION*

GAME	NU AVG. START	OPP. AVG. START	NU DIFF.
	(yards/drives/in 20/past 50)	(yards/drives/in 20/past 50)	
Colorado	26.7 (401/15/3/1)	33.2 (465/14/2/2)	-6.5
Troy	29.3 (381/13/2/1)	30.5 (397/13/2/1)	-1.2
Michigan	22.6 (339/15/4/0)	35.3 (494/14/2/3)	-12.7
TOTALS	26.1 (1121/43/9/2)	33.1 (1356/41/6/6)	-7.0

*does not include drives with time of 0:00 (i.e. defensive and special teams touchdowns, end of half turnovers, overtime, etc.)

PENALTY NUMBERS

	NU PEN.-YDS.	OPP. PEN.-YDS
Colorado	11-95	8-46
Troy	10-77	10-95
Michigan	10-79	8-77
TOTALS (AVG. PER PEN.)	31-251 (8.1)	26-218 (8.4)
AVG-GAME	10.3-83.7	10.3-83.7

INDIVIDUAL CAREER/SEASON SUPERLATIVES

SEASON AND CAREER, MOST PASSING YARDS

PLAYER	2018	CAREER	2017	CAREER
Adrian Martinez	187 vs. Colorado	same	57 vs. Colorado (Spielman)	same
Andrew Bunch	177 vs. Troy	same	33 vs. Troy (Morgan)	same
Matt Masker	none	same	none	same

*-Indicates touchdown pass

SEASON AND CAREER, MOST RECEIVING YARDS

PLAYER	2018	CAREER	2018	CAREER
Austin Allen	none	same	none	same
Jaylin Bradley	none	31 at Purdue, 2017	none	13 at Purdue, 2017 (Lee)
Greg Bell	6 vs. Troy	same	6 vs. CU, Troy (Bunch, Bunch)	same
Andre Hunt	none	same	none	same
Miles Jones	none	same	none	same
Tyjon Lindsey	16 at Michigan	18 vs. Northern Illinois, 2017	14 at Michigan (Bunch)	14 2x (vs. OSU '17; at Mich. Bunch)
Wyatt Mazour	21 at Michigan	same	21 at Michigan (Bunch)	Same
Stanley Morgan Jr.	75 vs. Colorado	185 at Penn State, 2017	33 vs. Troy (Bunch)	80* vs. Wisconsin, 2017 (Lee)
Devine Ozigbo	17 vs. Colorado	42 at Purdue, 2015	17 vs. Colorado (Martinez)	39 vs. Wyoming (2016) (Armstrong)
Kurt Rafdal	26 vs. Troy	same	26 vs. Troy (Martinez)	same
Bryan Reimers	none	22 twice	none	22* twice (both touchdowns)
JD Spielman	67 vs. Colorado	200 vs. Ohio State, 2017	57* vs. Colorado (Martinez)	77* vs. Ohio State, 2017 (Lee)
Jack Stoll	9 vs. Troy	41 vs. Northwestern, 2017	9 vs. Troy (Bunch)	32 vs. Northwestern, 2017 (Lee)
Maurice Washington	16 vs. Colorado	same	9 vs. Troy (Bunch)	same
Mikale Wilbon	none	28 vs. BYU, 2015	none	14 vs. BYU, 2015 (Armstrong)
Mike Williams	40 vs. Colorado	same	19 vs. Colorado (Martinez)	same
Jaron Woodyard	none	Same	none	Same
Conor Young	none	31 vs. Ohio State, 2017	none	23 vs. Ohio State, 2017 (Lee)

*-Indicates touchdown scored

SEASON AND CAREER, MOST RUSHING YARDS

PLAYER	2018	CAREER	2018	CAREER
Greg Bell	104 vs. Colorado	same	45 vs. Colorado	same
Jaylin Bradley	none	42 at Purdue, 2017	none	20 at Purdue, 2017
Andrew Bunch	23 at Michigan	same	23 at Michigan	same
Caleb Lightbourn	none	4 vs. Wyoming, 2016	none	4 vs. Wyoming, 2016
Tyjon Lindsey	9 vs. Colorado	same	9 vs. Colorado	same
Adrian Martinez	117 vs. Colorado	same	41* vs. Colorado	same
Wyatt Mazour	18 at Michigan	same	17 at Michigan	same
Stanley Morgan Jr.	none	2 vs. Arkansas State, 2017	none	2 vs. Arkansas State, 2017
Devine Ozigbo	60 vs. Colorado	112 vs. Wisconsin, 2017	11 vs. Troy	31 at Illinois, 2015
JD Spielman	4 vs. Colorado	45 vs. Northwestern, 2017	4 vs. Colorado	40 vs. Northwestern, 2017
Maurice Washington	92 vs. Troy	same	29 vs. Troy	same
Mikale Wilbon	none	90 vs. Northern Illinois, 2017	none	32 at Northwestern, 2016

*-Indicates touchdown scored

SEASON AND CAREER, MOST TACKLES, TFLS AND SACKS

PLAYER	TACKLES (2018)	CAREER	TFL (2018)	CAREER	SACKS (2018)	CAREER
Freedom Akinmoladun	4 vs. Colorado	6 at Miami, 2015	2 vs. Colorado	2 four times, vs. Colorado	1.5 vs. Colorado	2.0 twice
Avery Anderson	none	1 three times	none	none	none	none
Mohamed Barry	12 vs. Colorado	same	3 at Michigan	same	1.0 at Michigan	none
Dicaprio Bootle	4 at Michigan	4 at Ore., 2017; at Mich, '18	none	1 vs. Ohio State, 2017	none	none
Tony Butler	none	1 twice	none	none	none	none
Braxton Clark	none	same	none	same	none	same
Damion Daniels	2 vs. Troy	same	none	same	none	same
Alex Davis	none	4 vs. Northwestern, 2017	none	2 vs. Iowa, 2017	none	1.0 at Penn State, 2017
Carlos Davis	2 vs. Troy	6 twice	1 vs. Colorado; Troy	2 at Illinois, 2017	1 vs. Troy	1.0 four times
Khalil Davis	6 vs. Colorado	same	2 vs. Colo.; at Mich	2 4x, last at Michigan, 2018	2.0 vs. Colorado	same
Marquel Dismuke	none	9 vs. Wisconsin, 2017	none	none	none	none
JoJo Domann	1 vs. Colorado	1 five times	none	none	none	none
Tyrin Ferguson	10 vs. Colorado	same	2 vs. Colorado	none	1.0 vs. Colorado	none
Luke Gifford	11 vs. Colorado	same	3 vs. Colorado	same	1.5 vs. Colorado	same
Will Honas	8 vs. Troy	same	1 vs. Troy	same	none	same
Lamar Jackson	3 at Michigan	8 at Purdue, 2017	none	2 vs. Fresno State, 2016	none	1.0 vs. Fresno St., 2016
Eric Lee Jr.	none	7 vs. Arkansas St., 2017	none	1 twice	none	1 at Ohio St., 2016
Collin Miller	3 at Michigan	4 at Iowa, 2017	none	none	none	none
DaiShon Neal	2 at Michigan	2 at Michigan	none	none	none	none
Tre Neal	7 vs. Troy	same	1 vs. Troy	same	none	same
Peyton Newell	2 at Michigan	2 2x, last at Michigan 2018	none	none	none	none
Antonio Reed	5 vs. Troy	15 at Minnesota, 2017	none	1 twice	none	none
Mick Stoltenberg	2 at Michigan	7 vs. Northwestern, 2017	none	2 vs. Iowa, 2017	none	1.0 twice
Ben Stille	3 vs. Colorado	4 three times	1 vs. Colorado	3 at Illinois, 2017	1.0 vs. Colorado	1.0 four times
Jeremiah Stovall	none	1 four times	none	none	none	none
Eli Sullivan	none	2 at Purdue, 2017	none	none	none	none
Caleb Tannor	1 vs. Colo., at Mich.	same	none	same	none	same
Cam Taylor	1 3x, last at Michigan	same	none	same	none	same
Guy Thomes	1 at Michigan	same	none	same	none	same
Deontre Thomas	1 vs. Troy; at Mich.	3 three times	none	none	none	none
Aaron Williams	8 vs. Colorado	12 at Oregon, 2017	none	1 eight times	none	1.0 twice
Jacob Weinmaster	1 vs. Colorado; Troy	2 at Purdue, 2017	none	none	none	none
Deontai Williams	1 vs. Colorado; Troy	same	none	same	none	same
Dedrick Young	9 vs. Colorado	14 vs. Ohio State, 2017	2 vs. Colorado	2 3x, last vs. Colorado	none	1.0 twice

NEBRASKA STATISTICAL HIGHS AND LOWS

NEBRASKA TOTALS	HIGHS	LOWS
Points Scored	28 vs. Colorado	10 at Michigan
First Downs	25 vs. Colorado	12 at Michigan
Rushing Attempts	54 vs. Colorado	30 at Michigan
Rushing Yards	329 vs. Colorado	39 at Michigan
Passes Attempted	29 vs. Colorado	24 at Michigan
Passes Completed	19 vs. Colorado; vs. Troy	13 at Michigan
Had Intercepted	2 vs. Troy	1 vs. Colorado; at Michigan
Passing Yards	236 vs. Colorado	93 at Michigan
Total Plays	83 vs. Colorado	54 at Michigan
Total Yards	565 vs. Colorado	132 at Michigan
Possession Time	32:54 vs. Troy	24:31 at Michigan
Fumbles	4 vs. Troy	2 at Michigan
Fumbles Lost	2 vs. Colorado	1 vs. Troy; at Michigan
Turnovers	3 vs. Colorado; vs. Troy	2 at Michigan
Turnover Margin	-3 vs. Colorado	-1 vs. Troy; at Michigan
Penalties	11 vs. Colorado	10 vs. Troy; at Michigan
Yards Penalized	95 vs. Colorado	77 vs. Troy
Sacks By-Yards Lost	7.0-43 vs. Colorado	1.0-9 at Michigan
Team Tackles for Loss-Yards	12-59 vs. Colorado	5-23 at Michigan

NEBRASKA INDIVIDUAL OFFENSIVE HIGHS

Most Rushing Attempts	15; Adrian Martinez vs. Colorado
Most Net Rushing Yards	117; Adrian Martinez vs. Colorado
Most Rushing TDs	2; Adrian Martinez vs. Colorado
Longest TD Run	41; Adrian Martinez vs. Colorado
Longest Run, No TD	45; Greg Bell vs. Colorado
Most Pass Attempts	27; Andrew Bunch vs. Troy
Most Completed Passes	19; Andrew Bunch vs. Troy
Most Passing Yards	187; Adrian Martinez vs. Colorado
Most Passing TDs	1; Adrian Martinez vs. Colorado
Longest TD Pass	57; Adrian Martinez to JD Spielman vs. Colorado
Longest Pass, No TD	33; Andrew Bunch to Stanley Morgan Jr. vs. Troy
Most Pass Receptions	6; JD Spielman vs. Troy
Most Receiving Yards	75; Stanley Morgan Jr. vs. Colorado
Most TD Receptions	1; JD Spielman vs. Colorado, vs. Troy; Stanley Morgan Jr. vs. Troy
Most Total Offense Attempts	35; Andrew Bunch vs. Troy (11 rush, 27 passes)
Most Total Offense Yards	304; Adrian Martinez vs. Colorado (117 rush, 187 pass)
Most All-Purpose Attempts	17; Maurice Washington vs. Troy (14 rushes, 3 receptions)
Most All-Purpose Yards	117; Adrian Martinez vs. Colorado
Most Touchdowns Scored	2; Adrian Martinez vs. Colorado

NEBRASKA INDIVIDUAL SPECIAL TEAMS HIGHS

Most Field Goals Attempted	3; Barret Pickering vs. Troy
Most Field Goals Made	2; Barret Pickering vs. Troy
Longest Field Goal Made	35; Barret Pickering at Michigan
Longest Field Goal Attempted	43; Barret Pickering vs. Colorado
Longest Punt Return, TD	none
Longest Punt Return, No TD	3; Tyjon Lindsey at Michigan
Most Punt Return Yardage	3; Tyjon Lindsey at Michigan
Longest Kickoff Return, TD	none
Longest Kickoff Return, No TD	31; JD Spielman vs. Troy
Longest Blocked Punt, TD	none
Longest Blocked Field Goal Return	none
Most Kickoff Return Yardage	70; JD Spielman vs. Troy
Most Punts	9; Caleb Lightbourn at Michigan (44.7 avg)
Highest Punting Average	44.7; Caleb Lightbourn at Michigan (9 punts)
Longest Punt	52; Caleb Lightbourn at Michigan
Most Blocked Field Goals	none
Most Blocked Punts	none
Most Blocked PAT	none

NEBRASKA INDIVIDUAL DEFENSIVE HIGHS

Most Total Tackles	12; Mohamed Barry vs. Colorado (4 solo, 8 asst.)
Most Solo Tackles	7; Mohamed Barry at Michigan (11 tackles)
Most Tackles for Loss	3; Luke Gifford vs. Colorado (13 yards)
Most Yards Lost	16; Khalil Davis vs. Colorado (2 TFL)
Most Quarterback Sacks	16; Khalil Davis vs. Colorado
Most Yards Lost	16; Khalil Davis vs. Colorado (2.0 sacks)
Most Pass Breakups	5; Dicaprio Bootle at Michigan
Most Interceptions	1; Lamar Jackson vs. Troy; Deontai Williams at Michigan
Longest Interception TD Return	none
Longest Interception Return, No TD	0; Lamar Jackson vs. Troy; Deontai Williams at Michigan
Longest Fumble TD Return	none
Longest Fumble Return, No TD	none

OPPONENT STATISTICAL HIGHS AND LOWS

OPPONENT TOTALS	HIGHS	LOWS
Points Scored	56 at Michigan	24 vs. Troy
First Downs	26 vs. Colorado	12 vs. Troy
Rushing Attempts	45 at Michigan	34 vs. Troy
Rushing Yards	285 at Michigan	44 vs. Colorado
Passes Attempted	50 vs. Colorado	21 vs. Troy
Passes Completed	33 vs. Colorado	14 vs. Troy
Had Intercepted	1 vs. Troy; at Michigan	0 vs. Colorado
Passing Yards	351 vs. Colorado	110 vs. Troy
Total Plays	85 vs. Colorado	55 vs. Troy
Total Yards	491 at Michigan	253 vs. Troy
Possession Time	35:29 at Michigan	27:06 vs. Troy
Fumbles	3 vs. Troy	0 vs. Colorado
Fumbles Lost	1 vs. Troy	0 vs. Colorado; at Michigan
Turnovers	2 vs. Troy	0 vs. Colorado
Turnover Margin	+3 vs. Colorado	+1 vs. Troy; at Michigan
Penalties	10 vs. Troy	6 vs. Colorado
Yards Penalized	95 vs. Troy	48 vs. Colorado
Sacks By-Yards Lost	4-39 at Michigan	2.0-12 vs. Colorado
Team Tackles for Loss-Yards	14-65 at Michigan	7-25 vs. Colorado

OPPONENT INDIVIDUAL HIGHS

Most Yards Rushing	136; Karan Higdon (Michigan)
Most Rushing Attempts	12; Kyle Evans (Colorado); Karan Higdon (Michigan)
Most Yards Passing	351; Steven Montez (Colorado)
Most Passing Attempts	50; Steven Montez (Colorado)
Most Pass Completions	33; Steven Montez (Colorado)
Most Pass Receptions	10; Laviska Shenault (Colorado)
Most Yards Receiving	177; Laviska Shenault (Colorado)

OPPONENT INDIVIDUAL LONGEST PLAYS

Rush	57; Sawyer Smith (Troy)
Pass	56*; Dylan McCaffrey to Ronnie Bell (Michigan)
Field Goal	50; Quinn Nordin (at Michigan)
Punt Return	60*; Donovan Peoples-Jones (Michigan)
Kickoff Return	27; Ronnie Blackmon (Colorado)
Fumble Return	None
Interception Return	22; Nate Landman (Colorado)
Punt	79; Tyler Sumpter (Troy)

COLORADO 33, NEBRASKA 28

SCORE BY QUARTERS	1	2	3	4	FINAL
Colorado	14	3	10	6	33
Nebraska	7	14	7	0	28

SCORING SUMMARY

QTR	TIME	TEAM	SCORE
1st	09:00	COLO	MacIntyre 3 yd pass from Montez (Stefanou kick)
1st	06:47	COLO	Shenault 3 yd run (Stefanou kick)
1st	03:47	NEB	Martinez 41 yd run (Pickering kick)
2nd	10:15	NEB	Ozigbo 8 yd run (Pickering kick)
2nd	02:24	NEB	Martinez 3 yd run (Pickering kick)
2nd	00:28	COLO	Stefanou 40 yd field goal
3rd	10:59	COLO	Stefanou 35 yd field goal
3rd	05:35	NEB	Spielman 57 yd pass from Martinez (Pickering kick)
3rd	01:24	COLO	MacIntyre 8 yd pass from Montez (Stefanou kick)
4th	01:06	COLO	Shenault 40 yd pass from Montez (pass failed)

Lincoln (Sept. 8) - Steven Montez's touchdown pass with 1:06 remaining gave Colorado a 33-28 win over Nebraska, spoiling the debut of Husker Head Coach Scott Frost.

The Huskers, who overcame an early 14-0 deficit, led 28-27 before Montez drove CU 77 yards for the winning score. A costly personal foul on NU on 3rd-and-24 kept the drive alive before Montez hit Laviska Shenault on a 40-yard strike for the winning score.

The Huskers who were hurt by 11 penalties and three turnovers, still had an opportunity as backup quarterback Andrew Bunch drove NU to the Colorado 21 in the final minute but were unable to score in the final seconds.

Nebraska put up 565 total yards on Colorado, including 329 rushing yards, as quarterback Adrian Martinez (117) and Greg Bell (104) both reached the century mark, the first time NU had two 100-yard rushers since 2014. Martinez added 187 yards on 15-of-20 passing in his collegiate debut before leaving the game with an injury.

The Blackshirts held CU to just 44 rushing yards, while recording seven sacks of Montez - the most by the Nebraska defense in five seasons. But Montez answered with 351 yards on 33-of-50 passing with three scores, two touchdown passes to Jay MacIntyre and the game-winner to Shenault, who had 177 receiving yards.

Trailing 14-0 after a pair of turnovers, Martinez put the Big Red on the board, sprinting 41 yards to paydirt on Nebraska's next drive to cap an eight-play, 75-yard march to pull the Huskers within 14-7. The Huskers tied the score going 52 yards in seven plays, as Devine Ozigbo scored from eight yards out. The senior had 25 of the 52 yards on the drive for the Huskers.

Martinez gave the Huskers their first lead, scoring from three yards with 2:24 left in the half. That capped an eight-play, 79-yard march for the Big Red. Martinez also completed 9-of-11 first-half passes for 86 yards.

In the second quarter, the Huskers outgained Colorado 140-36, including 105-(-12) on the ground, to carry a 329-139 edge in total yards for the half despite managing just a 21-17 halftime lead.

After Colorado kicked a second field goal to pull within 21-20, Martinez found JD Spielman on a 57-yard strike to put the Big Red up 28-20 with 5:35 left in the third quarter.

The Buffaloes came right back on their next drive as Montez found MacIntyre on an 8-yard pass to put the visitors within one with 1:24 left in the third quarter.

TEAM STATISTICS

	COLO	NEB
FIRST DOWNS	26	25
RUSHES-YARDS (NET)	35-44	54-329
PASSING YDS (NET)	351	236
Passes Att-Comp-Int	50-33-0	29-19-1
TOTAL OFFENSE PLAYS-YARDS	85-395	83-565
Fumble Returns-Yards	0-0	0-0
Punt Returns-Yards	2-10	3--2
Kickoff Returns-Yards	2-51	3-45
Interception Returns-Yards	1-22	0-0
Punts (Number-Avg)	5-43.4	3-42.7
Fumbles-Lost	0-0	3-2
Penalties-Yards	8-46	11-95
Possession Time	30:15	29:45
Third-Down Conversions	6 of 18	5 of 13
Fourth-Down Conversions	2 of 3	0 of 3
Red-Zone Scores-Chances	4-5	2-3
Sacks By: Number-Yards	2-12	7-43

RUSHING: COLO- Kyle Evans 12-25; Travon McMillian 8-25; Laviska Shenault 2-5; K.D. Nixon, 2--4; Steven Montez 11--7. **NEB-**Adrian Martinez 15-117; Greg Bell 13-104; Devine Ozigbo 14-60; Maurice Washington 8-34; Tyjon Lindsey 2-9; JD Spielman 1-4; Andrew Bunch 1-1

PASSING: COLO- Steven Montez 33-50-0-351-3 **NEB-**Adrian Martinez 15-20-1-187-1; Andrew Bunch 4-9-0-49-0

RECEIVING: COLO- Laviska Shenault 10-177; Jay MacIntyre 8-45; Juwann Winfree 5-48; K. D. Nixon 5-39; Tony Brown 2-28; Travon McMillian 2-5; Kyle Evans 1-9. **NEB-**Stanley Morgan Jr. 5-75; JD Spielman 3-67; Mike Williams 3-40; Devine Ozigbo 2-17; Maurice Washington 2-16; Greg Bell 2-3; Kurt Rafdal 1-14; Jack Stoll 1-4.

INTERCEPTIONS: COLO- Nate Landman, 1-22. **NEB-**None

FUMBLES: COLO-None. **NEB-**Adrian Martinez 2-1; Greg Bell 1-1.

TACKLES: COLO-Nate Landman 8-5. **NEB-**Mohamed Barry 4-8

TROY 24, NEBRASKA 19

SCORE BY QUARTERS	1	2	3	4	FINAL
Troy	3	14	0	7	24
Nebraska	0	7	6	6	19

SCORING SUMMARY

QTR	TIME	TEAM	SCORE
1st	07:24	TROY	Sumpter 37 yd field goal
2nd	12:17	TROY	Rookard 58 yd punt return (Sumpter kick)
2nd	05:12	TROY	Smith, B 9 yd run (Sumpter kick)
2nd	03:02	NEB	Morgan 9 yd pass from Bunch (Pickering kick)
3rd	10:25	NEB	Pickering 23 yd field goal
3rd	03:02	NEB	Pickering 32 yd field goal
4th	06:45	TROY	Smith, B 26 yd run (Sumpter kick)
4th	02:55	NEB	Spielman 7 yd pass from Bunch (pass failed)

Lincoln (Sept. 15) - For the second straight week Nebraska out-yarded its opponent but could not overcome early turnovers in a 24-19 loss to Troy.

Nebraska managed 364 total yards with sophomore Andrew Bunch playing from start to finish at quarterback for the Big Red. Bunch completed 19-of-27 passes for 177 yards with two touchdowns, but he also threw a pair of interceptions.

As a team, the Huskers out-gained the Trojans 187-143 on the ground, but three first-half turnovers by Nebraska and a 58-yard punt return for a touchdown by Troy's Cedarius Rookard helped the visitors jump out to a 17-0 lead.

Maurice Washington led the Husker rushing attack with 92 yards on 14 carries, while Greg Bell added 68 yards on 14 totes.

The Huskers also won the time of possession battle (32:54-27:06), but several big plays in the punting game sparked the Trojans. Not only did Rookard's return for touchdown help Troy, Tyler Sumpter's 79-yard punt after the Trojans' opening offensive possession of the game and two other long punts helped Troy maintain a field position edge.

The Huskers got on the board right before halftime, as Bunch connected with Stanley Morgan Jr. on an eight-yard strike to pull NU within 17-7.

Nebraska got a special teams' break on its first possession of the half, as Rookard fumbled the ball before Cam Taylor recovered at the Troy 6-yard line. But the Huskers settled for Barret Pickering's first career field goal from 23 yards out to cut the margin to 17-10 with 10:25 left in the third quarter.

The Huskers appeared to have tied the score momentarily on a touchdown catch by JD Spielman, but a costly penalty wiped away the touchdown before Pickering's 32-yard field goal cut Troy's lead to 17-13 with 3:02 left in the third.

For the game, Nebraska was flagged 10 times for 77 yards, while Troy also committed 10 penalties for 95 yards.

Troy then mounted its only sustained drive of the second half, marching 62 yards in 10 plays over 4:34 to go up 24-13 with 6:45 left in the contest.

However the Huskers refused to quit, as Bunch and the Big Red answered with an 11-play, 75-yard drive capped by Spielman's touchdown catch.

The Blackshirts then forced a 3-and-out by Troy on the ensuing drive to give the ball back to Bunch and the offense at the NU 27 with 2:31 left in the game. But Nebraska's chance to complete the comeback was short-lived, as Bunch was intercepted by Will Sunderland, ending NU's comeback hopes.

Quarterback Kaleb Barker led the Trojans by completing 14-of-21 passes for 110 yards, while B.J. Smith provided the biggest plays for the Troy offense with 11 carries for 70 yards, including a pair of touchdowns.

TEAM STATISTICS

	TROY	NEB
FIRST DOWNS	12	22
RUSHES-YARDS (NET)	34-143	48-187
PASSING YDS (NET)	110	177
Passes Att-Comp-Int	21-14-1	27-19-2
TOTAL OFFENSE PLAYS-YARDS	55-253	75-364
Fumble Returns-Yards	0-0	0-0
Punt Returns-Yards	3-65	0-0
Kickoff Returns-Yards	1-13	3-70
Interception Returns-Yards	2-10	1-0
Punts (Number-Avg)	5-53.8	5-41.6
Fumbles-Lost	3-1	4-1
Penalties-Yards	10-95	10-77
Possession Time	27:06	32:54
Third-Down Conversions	4 of 12	5 of 15
Fourth-Down Conversions	0 of 1	1 of 1
Red-Zone Scores-Chances	2-2	4-5
Sacks By: Number-Yards	3-23	3-19

RUSHING: TROY- B.J. Smith 11-70; Sawyer Smith 4-60; Jabir Daughtry-Frye 6-15; Kaleb Barker 8-12; Deondre Douglas 1--2; **TEAM** 4--12. **NEB-**Maurice Washington 14-92; Greg Bell 14-64; Devine Ozigbo 9-25; Andrew Bunch 10-5; JD Spielman 1-1.

PASSING: TROY- Kaleb Barker 14-21-1-110-0 **NEB-**Andrew Bunch 19-27-2-177-2

RECEIVING: TROY- Tray Eafford 4-33; Deondre Douglas 4-6; Sidney Davis 3-21; Jabir Daughtry-Frye 2-11; Damion Willis 1-39. **NEB-**JD Spielman 6-45; Stanley Morgan Jr. 5-64; Maurice Washington 3-14; Kurt Rafdal 1-26; Jack Stoll 1-9; Devine Ozigbo 1-7; Tyjon Lindsey 1-6; Greg Bell 1-6.

INTERCEPTIONS: TROY- Tyler Murray 1-6; Will Sunderland 1-4. **NEB-**Lamar Jackson 1-0

FUMBLES: TROY-TEAM 2-0; Cedarius Rookard 1-1 **NEB-**Andrew Bunch 3-0; Jack Stoll 1-1.

TACKLES: TROY-Tron Folsom 8-6. **NEB-**Will Honas 3-5.

NO. 19 MICHIGAN 56, NEBRASKA 10

SCORE BY QUARTERS	1	2	3	4	FINAL
Nebraska	0	0	3	7	10
Michigan	20	19	10	7	56

SCORING SUMMARY

QTR	TIME	TEAM	SCORE
1st	MICH		Mason 1 yd run (Nordin kick)
1st	MICH		Higdon 44 yd run (Nordin kick)
1st	MICH		Mason 4 yd run (kick failed)
2nd	MICH		Nordin 50 yd field goal
2nd	MICH		Gentry 5 yd pass from Patterson (Nordin kick)
2nd	MICH		Mason 1 yd run (Nordin kick)
2nd	MICH		TEAM safety
3rd	MICH		Peoples-Jones 60 yd punt return (Nordin kick)
3rd	NEB		Pickering 35 yd field goal
3rd	MICH		Nordin 38 yd field goal
4th	MICH		Bell 56 yd pass from McCaffrey (Nordin kick)
4th	NEB		Mazour 3 yd run (Pickering kick)

Ann Arbor, Mich. (Sept. 22) - Wyatt Mazour scored his first career touchdown in the fourth quarter and Barret Pickering added a field goal to account for Nebraska's scoring in a 56-10 setback at No. 19 Michigan.

The Wolverines (3-1, 1-0 Big Ten) scored early and often, building a 20-0 lead at the end of the first quarter that grew to 39-0 at the half. NU quarterback Adrian Martinez gave way to Andrew Bunch in the second half. Bunch led the Big Red on a pair of scoring drives, the first resulting in Pickering's 35-yard field goal with 5:23 left in the third quarter.

Nebraska's final scoring drive of the day was a seven-play, 80-yard drive that featured a 17-yard run and a 21-yard reception for Mazour that set up his three-yard touchdown blast with 4:14 left. NU's touchdown drive was preceded by a spectacular interception from Deontai Williams that gave the Big Red (0-3, 0-1 Big Ten) their lone turnover of the game.

Junior linebacker Mohamed Barry led the defense with 11 tackles, including a career-high three tackles for loss and his first career sack. Dicaprio Bootle added a career-best five breakups on the day.

For the game, Nebraska managed just 132 total yards, with 93 coming on 13-of-24 passing. The Huskers managed just 39 yards rushing on the afternoon. Stanley Morgan Jr. provided a bright spot for the Big Red offense by hauling in three receptions for 61 yards. JD Spielman led the Huskers with four receptions but totaled just five yards, while Tyjon Lindsey added two catches for 16 yards.

While the Nebraska offense struggled to find room to roam against the Wolverines, Michigan marched throughout the first half and finished with 491 yards of total offense, including 285 on the ground. Karan Higdon led the way for the Wolverine rushing attack with 136 yards on just 12 carries with one score. Fullback Ben Mason carried six times for 18 yards with three short touchdowns.

Quarterback Shea Patterson completed 15-of-22 passes for 120 yards for Michigan, before giving way to back-up quarterbacks Dylan McCaffrey and Brandon Peters in the second half.

TEAM STATISTICS

	NEB	MICH
FIRST DOWNS	12	22
RUSHES-YARDS (NET)	30-39	45-285
PASSING YDS (NET)	93	206
Passes Att-Comp-Int	24-13-1	31-18-1
TOTAL OFFENSE PLAYS-YARDS	54-132	76-491
Fumble Returns-Yards	0-0	0-0
Punt Returns-Yards	2-3	4-84
Kickoff Returns-Yards	3-56	2-27
Interception Returns-Yards	1-0	1-0
Punts (Number-Avg)	9-44.7	3-59.3
Fumbles-Lost	1-1	2-0
Penalties-Yards	10-79	8-77
Possession Time	24:31	35:29
Third-Down Conversions	3 of 13	7 of 15
Fourth-Down Conversions	0 of 0	1 of 2
Red-Zone Scores-Chances	2-2	5-6
Sacks By: Number-Yards	1-9	4-39

RUSHING: MICH-Karan Higdon 12-136; Christian Turner 10-55; Tru Wilson 6-43; O'Maury Samuels 6-23; Dylan McCaffrey 2-23; Ben Mason 6-18; TEAM 2--4; Shea Patterson 1--9. **NEB**-Andrew Bunch 3-23; Wyatt Mazour 5-18; Devine Ozigbo 6-5; Greg Bell 6-3; Maurice Washington 3-2; Adrian Martinez 7--12

PASSING: MICH-Shea Patterson 15-22-0-120-1; Dylan McCaffrey 3-8-0-86-1; Brandon Peters 0-1-1-0-0. **NEB**-Adrian Martinez 7-15-1-22-0 Andrew Bunch 6-9-0-71-0

RECEIVING: MICH-Grant Perry 4-5; Zach Gentry 3-32; Sean McKeon 2-29; Nico Collins 2-28; Ronnie Bell 1-56; Jacob McCurry 1-15; Oliver Martin 1-15; Donovan Peoples-Jones 1-10; Tru Wilson 1-9; Karan Higdon 1-7; O'Maury Samuels 1-0. **NEB**-JD Spielman 4-5; Stanley Morgan Jr. 3-61; Tyjon Lindsey 2-16; Wyatt Mazour 1-21; Devine Ozigbo 1-5; Maurice Washington 1--4; Adrian Martinez 1--11

INTERCEPTIONS: MICH-Josh Metellus 1-0. **NEB**-Deontai Williams 1-0

FUMBLES: MICH-Team 1-0; O'Maury Samuels 1-0. **NEB**-Tyjon Lindsey 1-1

TACKLES: MICH-Devin Bush 6-0. **NEB**-Mohamed Barry 7-4