

# N NEBRASKA FOOTBALL

FIVE-TIME NATIONAL CHAMPIONS • MOST WINS IN THE NATION LAST 40, 50 & 60 YEARS



NEBRASKA  
CORNHUSKERS

- **Record:** 9-2 (6-2, Big Ten)
- **Last Game:** Maryland, W, 28-7
- **Rankings:** AP-17; Coaches-15
- **Series:** Nebraska leads, 29-14-3
- **Coach:** Mike Riley
- **At Nebraska:** 15-9 (2nd year)
- **Career:** 108-89 (16th year)
- **vs. Iowa:** 0-1

GAME 12: #17 NEBRASKA (9-2, 6-2) vs.  
IOWA (7-4, 5-3)

NOV. 25, 2016 • 2:30 P.M. (CT)

KINNICK STADIUM

IOWA CITY, IOWA

CAPACITY: 70,585; SURFACE: FIELDTURF



IOWA  
HAWKEYES

- **Record:** 7-4 (5-3, Big Ten)
- **Last Game:** Illinois, W, 28-0
- **Rankings:** AP-RV; Coaches-NR
- **Head Coach:** Kirk Ferentz
- **At Iowa:** 146-112 (21st year)
- **Career:** 134-91 (18th year)
- **vs. Nebraska:** 2-5



ABC

Allen Bestwick, Play-by-Play

Mike Bellotti, Analyst

Kris Budden, Sidelines

4

Nebraska has improved from 5-7 to 9-2 in the regular season this year. The four-win improvement in the regular season marks just the sixth time in NU history the Huskers have made a four-win improvement in the regular season.

10

A victory on Friday in Iowa City would give Nebraska a 10-win season for the first time since 2012 and the 28th 10-win season in school history. Nebraska secured its 50th nine-win season with last week's win over Maryland.

1,300

Friday's game with Iowa will mark the 1,300th game in the history of the Nebraska football program.

## THE MATCHUP

Nebraska will complete its 2016 regular season with its traditional Black Friday game at Iowa, as the Huskers and Hawkeyes will battle for the HyVee Heroes Trophy at Kinnick Stadium. Game time for the matchup between the Big Ten West Division rivals is set for 2:30 p.m. CT with the game televised nationally on ABC.

Nebraska enters the game with a 9-2 overall record and a 6-2 mark in Big Ten Conference play following a 28-7 win over Maryland on Saturday in Lincoln. The Husker defense stalled Maryland's strong run game, limiting the Terrapins to just 11 yards on the ground. The win kept Nebraska in the thick of the Big Ten West Division race. The Huskers enter the final weekend needing a victory at Iowa, and a Wisconsin loss to Minnesota in order to advance to the Big Ten title game in Indianapolis.

The Huskers will be looking to keep the road success going in the Nebraska-Iowa series. Each of the last four matchups between the Huskers and Hawkeyes have been won by the visiting team, including hard-fought Nebraska victories in Iowa City in 2012 and 2014.

Iowa comes into the contest with a 7-4 record, including a 5-3 mark in Big Ten Conference play. The Hawkeyes have won their past two games, knocking off then-No. 2 Michigan in Iowa City two weeks ago, before winning 28-0 at Illinois on Saturday.

Iowa is once again winning with a strong defense and a solid running game. The Hawkeyes allow just 18.6 points per game, and 365.2 yards of total offense. On the ground, Iowa averages more than 160 yards per game and has rushed for at least 200 yards three times, including 262 yards at Illinois.

## NEBRASKA FOOTBALL TOP 10

- Nebraska is 889-370-40 all-time, one of only 10 schools with 800 wins.
- The Cornhuskers rank fourth all-time with their 889 victories.
- Nebraska has won five national titles (1970, 1971, 1994, 1995, 1997).
- The Huskers have won 46 conference championships.
- Nebraska's 52 all-time bowl appearances rank third nationally.
- Three Huskers have won the Heisman Trophy (Rodgers, Rozier, Crouch).
- Nebraska's 107 football Academic All-Americans lead the nation.
- The Huskers have 110 first-team All-Americans in school history.
- Nebraska football is the only team in any sport in NCAA history to total 100 athletic and academic All-Americans.
- Memorial Stadium has been sold out every game since Nov. 3, 1962, a streak of 354 consecutive sellouts.



## HUSKER RADIO

Greg Sharpe  
Matt Davison  
Brenden Stai

## NATIONAL SIMULCASTS

• Sirius: 81 • XM: 81

1 NEBRASKA 43  
FRESNO STATE 10

Sept. 3 • 7 p.m. (BTN)  
Lincoln, Neb. • Memorial Stadium

2 NEBRASKA 52  
WYOMING 17

Sept. 10 • 11 a.m. (ESPN2)  
Lincoln, Neb. • Memorial Stadium

3 NEBRASKA 35  
#22 OREGON 32

Sept. 17 • 2:30 p.m. (ABC)  
Lincoln, Neb. • Memorial Stadium

4 #20 NEBRASKA 24  
NORTHWESTERN 13

Sept. 24 • 6:30 p.m. (BTN)  
Evanston, Ill. • Ryan Field

5 #15 NEBRASKA 31  
ILLINOIS 16

Oct. 1 • 2:30 p.m. (ESPN2)  
Lincoln, Neb. • Memorial Stadium

6 #10 NEBRASKA 27  
INDIANA 22

Oct. 15 • 2:30 p.m. (ABC/ESPN2)  
Bloomington, Ind. • Memorial Stadium

7 #8 NEBRASKA 27  
PURDUE 14

Oct. 22 • 2:30 p.m. (ABC/ESPN2)  
Lincoln, Neb. • Memorial Stadium

8 #11 WISCONSIN 23  
#7 NEBRASKA 17 (OT)

Oct. 29 • 6 p.m. (ESPN)  
Madison, Wis. • Camp Randall Stadium

9 #6 OHIO STATE 62  
#9 NEBRASKA 3

Nov. 5 • 7 p.m. (ABC)  
Columbus, Ohio • Ohio Stadium

10 #21 NEBRASKA 24  
MINNESOTA 17

Nov. 12 • 6:30 p.m. (BTN)  
Lincoln, Neb. • Memorial Stadium

11 #19 NEBRASKA 28  
MARYLAND 7

Nov. 19 • 11 a.m. (ESPNNews)  
Lincoln, Neb. • Memorial Stadium

12 #17 NEBRASKA 9-2  
IOWA 7-4

Nov. 25 • 2:30 p.m. (ABC)  
Iowa City, Iowa • Kinnick Stadium

13 BIG TEN CONFERENCE  
CHAMPIONSHIP GAME

Dec. 3 • 7:17 p.m. (FOX)  
Indianapolis, Ind. • Lucas Oil Stadium

## NEBRASKA COMMUNICATIONS

One Memorial Stadium  
P.O. Box 880123  
Lincoln, NE 68588-0123  
(402) 472-2263  
sportsinfo@huskers.com  
Shipping Address: 600 Stadium Drive

## FOOTBALL CONTACTS

Credential Requests ..... Huskers.com/Media

Assistant A.D./Communications.....Keith Mann  
Phone.....402-472-0237  
E-Mail.....kmann@huskers.com  
Sr. Assoc. Comm. Director.....Shamus McKnight  
Phone.....402-472-7772  
E-Mail.....smcknight@huskers.com

Associate Comm. Director.....Matt Smith  
Phone.....402-472-7780  
E-Mail.....msmith@huskers.com

Associate Comm. Director.....Jeremy Foote  
Phone.....402-472-7778  
E-Mail.....jfoote@huskers.com

Admin. Associate (Credentials).....Vicki Capazo  
Phone.....402-472-2263  
E-Mail.....vcapazo@huskers.com

Huskers.com • @Huskers

## GENERAL POLICIES

All player and coach interviews must be arranged at least one day in advance through the Nebraska Communications Office. Contact Keith Mann, Shamus McKnight, Matt Smith or Jeremy Foote. All post-practice interviews will be conducted at the practice site. Interviews will not be conducted in the weight room, Student Life Complex, training room, hallways or the tunnel leading from the locker room to the field. The Nebraska locker room, training room and football office meeting rooms are **OFF-LIMITS** to the media. When arriving for post-practice interviews, media should wait in the Hawks Center lobby, or access Memorial Stadium through Gate 11 entrance if practice is in the stadium.

Requested players are available (depending on class schedules) at the Monday press conferences (11:30 a.m.-1 p.m.) and after practice on the field on Tuesday (defense) and Wednesday (offense). Players cell phone numbers will **NOT** be given to the media.

Practices are **CLOSED** to the media and to the general public during the season. Media will be allowed to shoot photos/video at the start of practice on Tuesdays (app. 15 minutes). A Communications representative will be on hand during the open portion of practice.

After all games, Nebraska's locker room is closed. Head Coach Mike Riley, coordinators and requested players will be brought to the postgame interview room after a 10-minute cooling off period. At home, the postgame interview room is located in the strength complex of the Osborne Athletic Complex. Media are asked to wait to set up equipment until the conclusion of halftime. On the road, Coach Riley, assistant coaches and requested players will be brought to the designated interview area. Please note, **NO INTERVIEWS** will be conducted on the field as the players are returning to the locker room.

## NEBRASKA MEDIA INFORMATION AND POLICIES

## COACH AND PLAYER AVAILABILITY

## MONDAY

## Nebraska Weekly Press Conference

Coach Riley will be available in the West Stadium Level 6 at Memorial Stadium at 11:30 a.m. CT. The press conference will be available free at Huskers.com. Players will generally follow Coach Riley at the press conference.

Nebraska will not practice on Mondays.

## TUESDAY

## Big Ten Teleconference (Mike Riley - 11:24 a.m. CT)

To participate on the teleconference, media members should call 1-866-392-7674. Contact the Big Ten Conference Office for the weekly passcode. The calls will be available for playback approximately two hours after each conference at www.bigten.org.

- 11:00 a.m. – Pat Fitzgerald, Northwestern
- 11:08 a.m. – Jim Harbaugh, Michigan
- 11:16 a.m. – Paul Chryst, Wisconsin
- 11:24 A.M. – MIKE RILEY, NEBRASKA
- 11:32 a.m. – Mark Dantonio, Michigan State
- 11:40 a.m. – Kirk Ferentz, Iowa
- 11:48 a.m. – Tracy Claeys, Minnesota
- 11:56 a.m. – Chris Ash, Rutgers
- 12:04 p.m. – Lovie Smith, Illinois
- 12:12 p.m. – DJ Durkin, Maryland
- 12:20 p.m. – Gerard Parker, Purdue
- 12:28 p.m. – James Franklin, Penn State
- 12:36 p.m. – Urban Meyer, Ohio State
- 12:44 p.m. – Kevin Wilson, Indiana

Defensive coordinator Mark Banker, requested defensive assistants and requested defensive players not at press conference available on field after practice.

## WEDNESDAY

Offensive coordinator Danny Langsdorf, requested offensive assistants and requested offensive players not at press conference available on field after practice.

## THURSDAY

Coach Riley available after practice on field.

## FRIDAY

No Media Availability.

## RILEY PHONE INTERVIEWS

Media wishing to try to arrange a phone interview may contact Keith Mann for availability. Please contact the Communications Office as far in advance as possible.

## PLAYER PHONE INTERVIEWS

Out-of-town media requesting phone interviews with Nebraska players should contact Keith Mann or Shamus McKnight with those requests, preferably on Sundays, but no later than 10 a.m. CT on Monday of game week.

## PLAYER/COACH MUG SHOTS

Action photos and/or a DVD of Nebraska mug shots may be obtained by calling or e-mailing the Nebraska Communications Office.

## HUSKERS.COM

Huskers.com is the official site of Nebraska Athletics and includes updated stats, game notes, depth chart and extensive quotes and audio and video clips from Nebraska's Monday press conference, including Coach Riley and selected players in the afternoon.

## CREDENTIALS

Media may make credential requests for Nebraska home games on-line at Huskers.com/media. Follow the steps on the web site to complete the application. You will receive an e-mail confirming your application, and approval/denial e-mail. Contact Vicki Capazo at (402) 472-2263 with questions. Once again this season, photo ID will be required to gain access to the stadium on game day and the name on your photo ID and credential must match. Single-game credentials will not be mailed and must be picked up on game day at media will call.

## TELECONFERENCE/SATELLITE FEED/FTP

For video of Nebraska's press conferences contact the Communications Office. All of Coach Riley's press conferences are available live on Huskers.com. Several players will follow Riley at the press conference.

## MEDIA GUIDE AND SUPPLEMENT ON-LINE

PDF versions of the 2016 Nebraska media guide and media supplement are available on Huskers.com. Please go to the "Football" page, on the right menu, click on "2016 Media Guide" and proceed.

## BANK OF THE WEST NEBRASKA FOOTBALL SHOW "DAY BY DAY"

The Nebraska Football television show will air on several affiliates throughout the 2016 season. The stations and times are as follows:

- KOLN/KGIN–Lincoln (Sunday, 10:35 p.m.)
- KNPL–North Platte (Sunday, 10:35 p.m.)
- KMTV–Omaha (Sunday, 11 p.m.)
- Fox Sports Midwest–Monday, 1 p.m.

The N-Side Nebraska show will follow the half-hour football show and feature all 24 of Nebraska's sports, including football during the fall.

## IMG HUSKER SPORTS RADIO NETWORK

The Husker IMG Sports Network will continue the strong tradition of broadcasting excellence in 2016, as it brings NU football to fans across the nation and the world.

In the state of Nebraska, KXSP (590 AM and KEZO (92.3 FM) serve as the Omaha affiliates. KLIN (1400 AM) along with KFGE (98.1 FM) remain the Lincoln affiliates, while KRVN (880 AM) is a powerful central Nebraska affiliate that reaches around the state. All radio broadcasts are available live on Huskers.com, the Official Husker App, TuneIn.com, the TuneIn Radio App and SiriusXM Satellite Radio.

## 2016 NEBRASKA STATIONS

- Ainsworth: 1400 AM
- Alliance: 1400 AM
- Beatrice: 1450 AM
- Broken Bow: 95.3 FM
- Chadron: 610 AM
- Columbus: 900 AM/101.1 FM
- Cozad: 1580 AM
- Fairbury: 1310 AM/99.5 FM
- Falls City: 1230 AM
- Fremont: 105.5 FM
- Grand Island: 1430 AM/97.3 FM
- Hastings: 1230 AM/94.5 FM
- Holdrege: 97.7 FM
- Imperial: 102.9 FM
- Kearney: 1340/105.9
- Lexington: 880 AM
- Lincoln: 1400 AM/98.1 FM
- McCook: 93.9/102.1 FM
- Neb. City: 1600 AM/103.1 FM
- Norfolk: 94.7 FM
- North Platte: 1240 AM/103.5 FM
- Ogallala: 93.5 FM
- Omaha: 590 AM/92.3 FM
- Scottsbluff: 960 AM/94.1 FM
- Sidney: 1340 AM/98.7 FM
- Superior: 1600 AM/103.9 FM
- Valentine: 940 AM
- West Point: 840/98.3 AM
- York: 1370 AM

## WEEKLY MEDIA CALENDAR: NEBRASKA VS. IOWA (NOV. 21-25)

MONDAY, NOV. 21	TUESDAY, NOV. 22	WEDNESDAY, NOV. 23	THURSDAY, NOV. 24	FRIDAY, NOV. 25	SATURDAY, NOV. 26
<b>PRESS CONFERENCE</b> 11 a.m. - Lunch 11:30 a.m. - Mike Riley Players to follow	<b>BIG TEN CONF. CALL</b> 11 a.m. - Call begins 11:24 a.m. - Mike Riley Details: Contact Big Ten	<b>NEBRASKA FOOTBALL RADIO HOUR (HSN)</b> 7 p.m. - John Parrella	Travel to Iowa City via team charter	<b>GAME DAY</b> Nebraska at Iowa 2:30 p.m. CT (ABC)	<b>OFF DAY</b>
<b>PRACTICE</b> 8-9:30 p.m.	<b>PRACTICE</b> 3:45 - 5:30 p.m.	<b>PRACTICE</b> 4 - 5:20 p.m.	<b>PRACTICE</b> Walk-Thru in Lincoln in afternoon	<b>POST-GAME</b> Post-game interview area	
<b>NO MEDIA ACCESS</b>	Available after practice: • Banker, Langsdorf • Requested players • Requested asst. coaches	Available after practice: • Mike Riley	<b>NO MEDIA ACCESS</b>	Available after game: • Mike Riley • Coordinators • Requested players	

## HUSKERS, HAWKEYES TO TANGLE WITH HEROES TROPHY ON LINE

Nebraska and Iowa will battle for the Heroes Trophy when they hit the field at Kinnick Stadium on Friday. The HyVee Heroes Game is the annual trophy game between Nebraska and Iowa.

While both teams aim to win the trophy on the field, both Nebraska and Iowa wished to make their annual meeting about more than just winning a football game. With that in mind, the schools partnered together to not only create a trophy, but to use a national stage to honor a citizen hero from each state.

In addition to the trophy that will be claimed by the winner of the game, both an Iowa and Nebraska native will be honored for extraordinary acts. Those winners will be announced early this week.

### NEBRASKA-IOWA SERIES

**Games:** 46

**Standing:** Nebraska leads, 29-14-3

**At Lincoln:** Nebraska leads, 14-4-1

**At Memorial Stadium:** Nebraska leads, 11-3

**At Iowa City:** Nebraska leads 10-6

**At Neutral Sites:** 4-4-2

### MEETINGS AS BIG TEN FOES

Date	Site	Rank NU/IOWA	Result	Score
11/25/2011	Lincoln	21/	W	20-7
11/23/2012	Iowa City	17/	W	13-7
11/29/2013	Lincoln	/	L	17-38
11/28/2014	Iowa City	/	W	37-34 (ot)
11/27/2015	Lincoln	/3	L	20-28

- The visiting team has won four straight meetings in the series. Nebraska's win in Lincoln in 2011 is the only victory by the home team since the Huskers joined the Big Ten.
- The four-game road team win streak is the longest in a Nebraska conference series, since the visiting team won six straight NU-Missouri games between 1974 and 1979.

## NEBRASKA CONTINUES LONG BLACK FRIDAY TRADITION

Nebraska will continue its long-standing tradition of playing on Black Friday. This Friday's game with Iowa will mark the 27th consecutive season the Huskers have played on the day after Thanksgiving.

NU met Oklahoma in the final six seasons of the Big Eight Conference (1990 to 1995), then played Colorado in all 15 of the Huskers' Big 12 Conference years (1996 to 2010), before taking on Iowa each of the past six seasons.

Nebraska and Iowa are scheduled to conclude the season against each other on the day after Thanksgiving until at least 2019.

- Nebraska owns a 19-7 record since 1990 in games on the day after Thanksgiving, including a 5-1 record against Oklahoma, an 11-4 mark against Colorado and 3-2 against Iowa.
- Nebraska is 8-3 on the road in Black Friday games since 1990, including 2-0 at Iowa City.

- Nebraska's post-Thanksgiving game has been nationally televised by ABC each year since 1991 (26 games).

- In addition to the past five years, Nebraska and Iowa also closed the regular season against each other nine times from 1892 to 1916.

## HUSKERS MAKE HISTORIC WIN IMPROVEMENT IN 2016

Nebraska improved to 9-2 on the season with a victory over Maryland on Saturday in Lincoln. The win not only ensured the 50th season in school history with nine or more wins, but it also continued a strong turnaround season in 2016.

- After posting a 5-7 regular-season record and 6-7 overall record in 2015, the Huskers have made a four-win jump in the regular season. The 2016 season is just the sixth time in school history Nebraska has improved by four or more victories in the regular season.
- This year's win improvement is Nebraska's best in the regular season since 1962.
- A Nebraska win over Iowa on Friday would mark just the third time in school history, the Huskers have made a five-win improvement in the regular season.

### REGULAR-SEASON WIN IMPROVEMENT

Season	Record	Season	Record	Improvement
1899	1-7-1	1900	6-1-1	+5
1961	3-6-1	1962	8-2	+5
<b>2015</b>	<b>5-7</b>	<b>2016</b>	<b>9-2</b>	<b>+4</b>
1909	3-3-2	1910	7-1	+4
1930	4-3-2	1931	8-2	+4
1938	3-5-1	1939	7-1-1	+4

**Note:** Nebraska won a bowl game in 1962 to finish 9-2 and have an overall +6 win improvement

- Nebraska would post its 28th 10-win season in school history with a win over the Hawkeyes. The last time Nebraska won 10 games in the regular season was in 2012.

## NEBRASKA ENJOYING STRONG SECOND YEAR UNDER RILEY

The four-win improvement is the biggest historical milestone for Nebraska. However, NU has posted several other notable accomplishments on its way to a 9-2 season.

- Nebraska started 7-0 before losing in overtime at Wisconsin. The 7-0 record was NU's best start since opening 11-0 in 2001.
- Nebraska saw an eight-game winning streak end at Wisconsin. That streak was NU's longest win streak since its 13-game win streak spanning the 2000 and 2001 seasons. Nebraska had four six-game winning streaks between 2008 and 2014.
- The Huskers opened Big Ten play with four straight wins, marking Nebraska's best conference start since 2001 when NU opened Big 12 action by winning its first seven games.
- The 7-0 start for Nebraska is the best for Mike Riley in his 16 seasons as a college head coach. The Huskers' eight-game win streak was also the longest of Riley's career.



## BIG TEN STANDINGS

### WEST DIVISION

Place	Team	Overall	Big Ten
1.	<b>Nebraska</b>	<b>9-2</b>	<b>6-2</b>
	Wisconsin	9-2	6-2
3.	Minnesota	8-3	5-3
	Iowa	7-4	5-3
5.	Northwestern	5-6	4-4
6.	Illinois	3-8	2-6
7.	Purdue	3-8	1-7

### EAST DIVISION

Place	Team	Overall	Big Ten
1.	Michigan	10-1	7-1
	Ohio State	10-1	7-1
	Penn State	9-2	7-1
4.	Indiana	5-6	3-5
5.	Maryland	5-6	2-6
6.	Michigan State	3-8	1-7
7.	Rutgers	2-9	0-8

## BIG TEN CONFERENCE

### PLAYER OF THE WEEK NOMINEES

Game	Offense	Defense	Sp. Teams	Frosh
FS	Ozigbo	K. Williams		Jackson
WYO	Armstrong	<b>Gerry</b>		C. Davis
ORE	Armstrong		Pierson-El	Lightbourn
NW	<b>Armstrong</b>			
ILL	Newby	D. Young	Pierson-El	
IND	Morgan	Jones	Brown	
PUR		K. Williams	Lightbourn	
WIS		Gerry	Lightbourn	
OSU				
MINN	<b>Armstrong</b>	Banderas		Bryant
MARY	Westerkamp	Banderas		Bryant
IOWA				

**Bold indicates winner**

## 2016 HUSKER HONORS

### Mike Riley, Head Coach

- Paul "Bear" Bryant Coach of the Year Watch List
- Boddy Dodd Mid-Season Coach of Year Watch List

### Tommy Armstrong Jr., QB

- Big Ten Offensive POW (vs. Northwestern, Minn.)
- Rose Bowl Big Ten POW (vs. Oregon)
- Earl Campbell Tyler Rose Award Watch List
- Maxwell Award Watch List
- Davey O'Brien Quarterback Award Watch List
- Johnny Unitas Award Watch List
- Manning Award Watch List

### Drew Brown, PK

- Lou Groza Award Watch List
- Wuerffel Trophy Watch List
- Allstate AFCA Good Works Team Nominee

### Cethan Carter, TE

- Mackey Award Watch List

### Nathan Gerry, S

- Big Ten Defensive POW (vs. Wyoming)
- Bednarik Award Semifinalist (1 of 18)
- Jim Thorpe Award Watch List
- Pro Football Focus Mid-Season All-American

### Joshua Kalu, CB

- Lott IMPACT Award Quarterfinalist (1 of 19)

### Caleb Lightbourn, P

- Big Ten Freshman of the Week (vs. Oregon)

### Terrell Newby, IB

- Doak Walker Award Watch List

### Logan Rath, DT

- CoSIDA Academic All-District 7

### Brandon Reilly, WR

- Biletnikoff Award Watch List

### Mick Stoltenberg, DT

- CoSIDA Academic All-District 7

### Dylan Utter, C

- Rimington Trophy Watch List
- Burlsworth Trophy Semifinalist

### Chris Weber, LB

- CoSIDA Academic All-District 7

### Jordan Westerkamp, WR

- Biletnikoff Award Watch List



## LAST TIME OUT

### NEBRASKA 28, MARYLAND 7

Team Stats	UM	NU
First Downs	9	28
Rushes-Yards	25-11	45-181
Passes	15-31-0	23-37-0
Passing Yards	196	220
Total Offense	207	401
3rd Downs	4-of-15	8-of-17
Turnovers	0	0
Penalties	5-65	2-20
Time of Possession	21:00	39:00

#### NU Rushing Leaders

Terrell Newby—22 carries, 98 yards, 3 TD  
Tre Bryant—13 carries, 56 yards

#### NU Passing Leader

Ryker Fyfe—23-37-0, 220 yards, TD

#### NU Receiving Leaders

Jordan Westerkamp—8 receptions, 85 yards, TD  
Brandon Reilly—4 receptions, 49 yards  
Alonzo Moore—4 receptions, 15 yards

#### NU Defensive Leaders

Josh Banderas—9 tackles, TFL  
Michael Rose-Ivey—3 UT, 3 AT, 6 TT, TFL  
Joshua Kalu—4 UT, 1 AT, 5 TT, 2 PBU  
Freedom Akinmoladun—5 tackles, 2 sacks, 2 hurries

#### NU Special Teams Leader

Caleb Lightbourn—5 punts, 44.4 avg., 3 inside 20

## NOTING GAME 11

- Nebraska picked up its ninth win of the season, marking the 50th nine-win season in school history.
- Nebraska finished with a perfect 7-0 record at Memorial Stadium in 2016, its first unbeaten home season since 2012.
- Senior quarterback **Ryker Fyfe** made his second career start and threw for 220 yards and a touchdown.
- **Jordan Westerkamp** caught a season-high eight passes for 85 yards and his team-leading fifth touchdown.
- Nebraska senior running back **Terrell Newby** had a career-high three rushing touchdowns and ran for 98 yards on 22 carries.
- Nebraska allowed a total of 207 yards of offense, including a combined one yard in the second and third quarters. The 207 yards was the fewest allowed by NU this season and the lowest total by an NU conference foe since 2013.
- The Huskers did not commit a turnover in the game for the second straight week. This marks the first time NU had back-to-back games without a turnover since 2003.
- Nebraska had a season-high five sacks for 35 yards in losses, including a season-high two sacks by **Freedom Akinmoladun**.
- The seven points allowed were the fewest by Nebraska against a conference opponent since a 44-7 win at Purdue in 2013. NU held Maryland scoreless in the first half, marking the first time NU has shut out in the first half this season.

## HUSKERS REMAIN IN NATIONAL RANKINGS

Nebraska checks in at No. 17 in the Associated Press poll and No. 15 in the coaches poll this week. The Huskers were ranked No. 18 in last week's College Football Playoff rankings.

Nebraska began the season unranked before entering the national polls after starting 3-0. The Huskers have been ranked in each of the past 10 polls.

- The No. 7 ranking in the Oct. 23 AP poll was the Huskers' highest since being ranked No. 5 in the country in October of 2010.
- Nebraska moved into the top 10 on Oct. 10 prior to its game at Indiana. The Huskers' top-10 ranking was its first since November of 2011.
- The No. 10 ranking in the College Football Playoff poll on Nov. 1 was Nebraska's highest in the three years of the poll. NU was 13th in the Nov. 4, 2014 poll.

## HUSKERS HAMMERING FOES IN FOURTH QUARTER

Nebraska has proven to be a dominant fourth-quarter team in 2016. Nebraska owns a nation-best 88-point advantage in fourth-quarter scoring, and has been very strong in Big Ten play.

- Nebraska scored the decisive touchdown in the final quarter against Minnesota and out-scored the Gophers, 14-0, after half.
- Despite falling in overtime, Nebraska forced the extra session at Wisconsin by having a 10-0 fourth-quarter edge. Nebraska held the ball for 9:41 in the final quarter.
- The Huskers closed out their win over Purdue with a 10-0 fourth-quarter edge. NU out-yarded Purdue, 114-52, in the final quarter.
- In Nebraska's win at Indiana, the Huskers scored 10 fourth-quarter points to secure a victory. NU outgained Indiana 150-80 in the final quarter and held the ball for 11:16.
- Against Illinois, Nebraska had a 149-18 advantage in yards in the final quarter. The Huskers also had a 6-0 advantage in first downs and held the ball for 10:59.

## 2016 FOURTH QUARTER SCORING

Game	Nebraska	Opp.	Margin
Fresno State	22	0	+22
Wyoming	28	0	+28
Oregon	7	6	+1
Northwestern	0	0	0
Illinois	21	0	+21
Indiana	10	7	+3
Purdue	10	0	+10
Wisconsin	10	0	+10
Ohio State	0	7	-7
Minnesota	7	0	+7
Maryland	0	7	-7
<b>Totals</b>	<b>115</b>	<b>27</b>	<b>+88</b>

- Nebraska's 115 fourth-quarter points rank fourth nationally in points in the final quarter. The 27 points allowed are first in the nation.

## 4TH-QUARTER SCORING MARGIN (FBS)

Team	4th-Qtr. Margin
<b>NEBRASKA</b>	<b>+88</b>
Penn State	+87
Tennessee	+70
Washington State	+63
TCU	+55

- Nebraska averages an impressive 9:19 in time of possession in the final quarter.
- Nebraska has held the edge on the ground in the fourth quarter, averaging 68 rushing yards in the fourth quarter to 28.3 for the opposition.
- Eight of 11 NU's foes have rushed for 10 or fewer yards in the fourth quarter.

## BIG RED BALANCING ACT

The Nebraska offense has shown good balance in its second season under Head Coach Mike Riley and offensive coordinator Danny Langsdorf. The 2016 success comes a year after Nebraska ranked second in the Big Ten in total offense and passing offense, while finishing third in scoring offense.

Nebraska made a powerful running game and a balanced offense primary goals for 2016, and have produced solid results.

- Nebraska is averaging 186.2 rushing yards per game to rank seventh in the Big Ten. NU had a season-high 310 rushing yards at Northwestern and has rushed for at least 200 yards four times in 2016.
- Nebraska is among the nation's most balanced offensive attacks. The Huskers average 215.3 passing yards per game and 401.5 total yards per game, which ranks sixth in the Big Ten.
- Nebraska's 14.1 yards per completion ranks 21st in the nation. The Huskers had five passing plays of at least 25 yards against Wyoming and had five of 20 or more vs. Purdue.
- Nebraska's 310 rushing yards at Northwestern marked the Huskers' fifth-highest rushing total in a Big Ten Conference game.
- The 556 yards of total offense at Northwestern marked the second-highest total in a Big Ten game in NU's six seasons in the league, trailing only a 624-yard effort against Illinois in 2014.
- Nebraska has gained at least 400 yards of total offense in nine of its past 13 games.
- Nebraska is averaging 28.3 points per game in 2016 to rank fifth in the Big Ten. The 52 points against Wyoming were the most in two seasons under Mike Riley.
- Nebraska topped the 300-yard passing mark for the seventh time in two seasons under Mike Riley with 412 passing yards against Wyoming. The yardage total was the fifth highest in school history and most since the 2007 season.
- In addition to its 310-yard rushing effort at Northwestern, the Huskers rushed for 292 yards on 51 carries in the win over Fresno State. NU also had 228 rushing yards against Oregon, including 166 after half.

## NEBRASKA LOOKS TO KEEP POUNDING BALL ON GROUND

Throughout the 2016 season, Nebraska has shown the ability to control the running game on both sides of the ball.

Nebraska out-gained Northwestern, 310-137, on the ground, marking the third time since the 2015 Foster Farms Bowl that the Huskers have had at least 290 rushing yards. NU churned out 292 rushing yards on 51 carries in its season-opening victory over Fresno State. That rushing effort came on the heels of running for 326 yards in the Foster Farms Bowl win over UCLA to close the 2015 season.

The Blackshirts have been strong against the run for the majority of the year, holding eight opponents to 137 or fewer yards. Nebraska limited Maryland to 11 yards rushing after the Terrapins entered the game averaging 213.7 yards per game on the ground. NU also held Purdue to 24 rushing yards and Fresno State to 31 rushing yards.

- Nebraska is 8-0 under Riley when rushing for 200 yards or more, including 4-0 in 2016. The Huskers are 11-0 under Riley when out-rushing the opposition.

## INSIDE THE RUNNING GAME BATTLE (LAST 12 GAMES)

Opponent	NU Rush	Opp. Rush	+/-	Score
UCLA	62-326	16-67	+259	W, 37-29
Fresno St.	51-292	25-31	+261	W, 43-10
Wyoming	43-138	31-131	+7	W, 52-17
Oregon	47-228	47-336	-108	W, 35-32
Northwestern	47-310	32-137	+173	W, 24-13
Illinois	49-203	21-124	+79	W, 31-16
Indiana	45-152	30-88	+64	W, 27-22
Purdue	37-157	22-24	+133	W, 27-14
Wisconsin	44-152	38-223	-71	L, 23-17 (ot)
Ohio State	24-78	42-238	-160	L, 62-3
Minnesota	32-157	34-85	+72	W, 24-17
Maryland	45-181	25-11	+170	W, 28-7

## POUND THE ROCK, CONTROL THE CLOCK

Nebraska has had success this season when it has established an effective running game, allowing the Huskers to control the football.

- Nebraska averages 32:58 of time of possession to rank fourth in the Big Ten and 18th nationally in that category. Nebraska has won the TOP battle in nine of 11 games, and has possessed the ball for at least 35:00 four times in 2016, including a season-high 39:00 against Maryland.
- The Huskers' ability to control the football has resulted in Nebraska running 68 more plays than the opposition through 11 games.

## GAME-DECIDING DRIVES

Nebraska has had several second-half drives this season that have helped seal conference victories.

NU took the lead for good against Illinois with a memorable drive that spanned parts of the third and fourth quarters. Trailing 16-10, the Huskers embarked on an 18-play, 75-yard drive that consumed 10:42. The Huskers scored on a Terrell Newby 3-yard TD run and went on to a 31-16 win.

- The 18-play drive was NU's longest in terms of plays since a 20-play drive at Colorado in 2005.

- The 10:42 consumed on the drive is the most for a Husker scoring drive since at least 1990.
- Against Indiana, Nebraska had a fourth quarter drive that lasted 15 plays and 7:45 and resulted in a field goal that gave NU a 27-22 lead with less than a minute remaining.
- Nebraska's game-winning drive against Minnesota covered 91 yards in the fourth quarter. The drive took 13 plays and 5:40.

## FLIPPING THE TURNOVER SCRIPT

Nebraska has had solid success this season in changing its turnover fortunes. The Huskers are +5 in turnover margin after having a -12 turnover margin in 2015. NU has had a positive turnover margin just once in the past 12 seasons (+5 in 2009).

The Huskers +0.45 turnover margin per game ranks sixth in the Big Ten and 28th nationally.

- Nebraska did not turn the ball over against Minnesota or Maryland. It marks the first time Nebraska has had back-to-back games without a turnover since the final two games of the 2003 season.
- The Nebraska defense has 16 interceptions this season after posting 10 in 2015. The 16 interceptions rank eighth nationally, and are the most by the Huskers since picking off 19 passes in 2010.
- NU has scored 59 points on its 17 takeaways, while opponents have 32 points off 13 NU turnovers.
- Nebraska has won 19 consecutive games when it has a positive turnover margin dating back to a 2011 loss to Northwestern. NU is 7-0 under Mike Riley when it wins the turnover battle.
- Nebraska has three games this season without a turnover—vs. Fresno State, Minnesota and Maryland. Nebraska's turnover-free game against the Gophers marked the second straight year NU did not have a turnover against Minnesota.

- Nebraska has had six games with zero turnovers since 2014. In those games, NU's average margin of victory is 25.5 points.
- The Huskers had six takeaways, including five interceptions, against Wyoming. Those are the best totals in those categories since posting the same numbers against Idaho in 2010.
- The Huskers' plus-5 in turnover margin against Wyoming was their best since a +8 turnover margin against Texas A&M in 2003.
- Nebraska's performance in the first two games marked the first time the Huskers were +2 or better in turnover margin in consecutive games since the final two games of the 2003 season.

## 2016 OFFENSE GAME-BY-GAME

### RUSHING

Game	Att.	Yds.	TD	Long
FS	51	292	5	24
WYO	43	138	2	12
ORE	47	228	2	34
NW	47	310	2	49
ILL	49	203	3	63
IND	45	152	1	18
PUR	37	157	2	25
WIS	44	152	2	19
OSU	24	78	0	17
MINN	32	157	1	25
MARY IOWA	45	181	3	22

### PASSING

Game	Passes	Yds.	TD	Long	Sacks
FS	6-13-0	114	1	57	0-0
WYO	21-35-1	412	4	63	2-19
ORE	17-35-0	200	3	22	1-4
NW	18-29-0	246	1	59	0-0
ILL	16-23-1	220	1	37	0-0
IND	10-26-2	208	1	72	1-13
PUR	17-31-1	252	1	40	1-14
WIS	12-31-2	153	0	36	1-8
OSU	9-33-2	126	0	32	0-0
MINN	19-28-0	217	2	35	1-6
MARY IOWA	23-37-0	220	1	26	3-25

## 2016 DEFENSE GAME-BY-GAME

### RUSHING DEFENSE

Game	Att.	Yds.	TD	Long
FS	26	31	0	19
WYO	31	131	1	42
ORE	47	336	5	50
NW	32	137	1	42
ILL	21	124	1	31
IND	30	88	1	33
PUR	22	24	0	9
WIS	38	223	2	41
OSU	42	238	2	24
MINN	34	85	2	31
MARY IOWA	25	11	0	11

### PASSING DEFENSE

Game	Passes	Yds.	TD	Long	Sacks
FS	24-43-2	243	1	32	4-21
WYO	16-32-5	189	1	35	1-7
ORE	14-23-0	146	0	25	1-5
NW	25-38-2	251	1	24	4-17
ILL	14-23-0	146	0	26	1-9
IND	24-39-2	245	1	36	3-24
PUR	25-45-2	309	2	88	3-32
WIS	14-23-2	114	1	30	2-10
OSU	32-44-0	352	4	75	0-0
MINN	18-28-1	180	0	29	0-0
MARY IOWA	15-31-0	191	1	92	5-35

### SACKS/TFL

Game	Sacks	Yds.	TFL	Yards
FS	4	21	7	27
WYO	1	7	5	14
ORE	1	4	4	11
NW	4	17	9	23
ILL	1	9	4	14
IND	3	24	7	28
PUR	3	32	4	34
WIS	2	10	4	12
OSU	0	0	3	5
MINN	0	0	5	6
MARY IOWA	5	35	7	39

**HUSKERS REMEMBER SAM FOLTZ**

Nebraska lost a member of its family this summer, when senior punter Sam Foltz passed away in an automobile accident on July 23.

The latest success story of the Huskers' legendary walk-on program, Foltz embodied Nebraska's commitment to success on the field, in the classroom and in the community. On the field, he was the 2015 Big Ten Punter of the Year and his career average of 42.6 yards per punt ranked fifth all-time at Nebraska. In the classroom, Foltz was a five-time member of the Nebraska Scholar-Athlete Honor Roll, and he earned his degree in agronomy last May. Foltz was also active in the community, earning spots on both the Brook Berringer and Tom Osborne Citizenship teams in 2016, when he was also awarded a Nebraska Student-Athlete HERO Leadership Award for his leadership and dedicated community service.

**INITIATIVES TO HONOR SAM FOLTZ**

- Nebraska football players will wear a special "SF27" decal (pictured) on their helmets to honor Foltz's memory. The logo will also be featured on players' game-day hats, sweatshirts and compression shirts, as well as on the coaches' sideline polo shirts.
- Nebraska's annual student-athlete HERO Leadership Award will be renamed the Sam Foltz Hero 27 Leadership Award. The award will be presented annually to 27 student-athletes across all sports who exhibit strong leadership qualities, commitment to service and ability to encourage/empower peers.
- The Sam Foltz Memorial Scholarship has been created and was presented to Drew Brown before the first game. The Foltz Scholarship will be presented annually to a member of the football team who embodied Foltz's traits of leadership, excellence in the community and in the classroom.
- Nebraska is selecting a Sam Foltz Captain of the Week who will join the season-long captains. The Foltz captain will carry a flag onto the field honoring Foltz's memory.

**SAM FOLTZ**

January 21, 1994 - July 23, 2016

**ARMSTRONG RE-WRITING NEBRASKA RECORD BOOKS**

Quarterback **Tommy Armstrong Jr.** has made 43 starts in his Nebraska career since taking the reins midway through the 2013 season. Armstrong's 43 career starts tie Taylor Martinez for the most starts in school history by a quarterback.

Armstrong Jr. missed just his second game since the start of 2014 last week against Maryland, when he was sidelined by a hamstring injury. Armstrong has started 35 of 37 games since the start of the 2014 season, and his 30 career victories are third in school history. His status for the Iowa game remains day-to-day.

Armstrong ranks among the Big Ten offensive leaders for the second straight year. He has also rewritten the Nebraska record book, setting several school records this fall.

- Armstrong has 10,552 yards of total offense in his career, a school record. The previous record was 10,233 yards by Taylor Martinez.
- Armstrong is averaging 255.4 yards per game in 2016 to rank sixth in the Big Ten. He averaged 285.8 yards per game in 2015 to rank second in the Big Ten.
- Armstrong is just the 11th player in Big Ten history to eclipse 10,000 yards of total offense. He is now ninth in conference history in total offensive yards, and is on pace to finish sixth in league history in the category.
- Armstrong is the first player in NU history with two 3,000-yard total offense seasons, after posting 3,430 yards in 2015 and 3,400 yards in 2014. Those totals rank third and fourth, respectively, on the season total offense list. He has 2,554 yards this season.
- Armstrong has 13 touchdown passes this season, including three each against Wyoming and Oregon. He has a school-record 66 career touchdown passes, surpassing the previous high of 56 by Taylor Martinez. Armstrong has thrown for at least three touchdowns nine times in his career. His 66 career passing touchdowns rank 12th among active FBS players.
- Armstrong threw for 22 touchdowns in both 2014 and 2015, which tied for fourth on the NU season chart.
- Armstrong accounted for three touchdowns against Minnesota, giving him 90 career touchdowns. The 90 touchdowns ties Eric Crouch for the most in school history. It also is seventh among active FBS players.
- Armstrong has thrown for 2,055 yards in 2016, and 8,746 career passing yards, a Nebraska career record. Armstrong's passing yardage ranks 12th among active FBS players.
- Armstrong is the 20th quarterback in Big Ten history to surpass 8,000 career passing yards.
- Armstrong threw for 377 yards against Wyoming, four yards shy of his career high of 381 yards vs. USC in 2014. The Wyoming game was his sixth career 300-yard passing game. Armstrong has topped 250 passing yards 14 times in his career, the most in school history.

- Armstrong threw for 3,030 yards in 2015. The passing total marked the third 3,000-yard passing season in school history. He threw for 2,695 yards as a sophomore. Armstrong is the only player in Nebraska history with three 2,000-yard passing seasons.
- Armstrong had a career-high 431 yards of total offense against Southern Miss in 2015, and he has 13 career games of at least 300 yards of total offense, tops in school history.
- Armstrong ranked 22nd in the nation in passes of 20-plus yards (51) in 2015. He has 24 passes of more than 25 yards in 2016.
- Armstrong rushed for a career-high 132 yards on 13 carries at Northwestern, marking his second career 100-yard rushing game. Armstrong had 95 yards the previous week vs. Oregon. He has 499 yards and eight rushing touchdowns in 2016, while averaging 4.7 yards per carry.
- Armstrong is one of 10 Nebraska quarterbacks to surpass 1,000 career rushing yards. He has 1,806 rushing yards, sixth-most among NU quarterbacks. He has 23 career rushing touchdowns, and is the 10th NU quarterback to reach 20 rushing scores.
- Armstrong earned Big Ten Offensive Player-of-the-Week honors for his efforts at Northwestern and against Minnesota. He also earned the same honor twice in 2015, first against Southern Miss, and then for his play in the win over No. 6 Michigan State.
- Armstrong is the only active FBS quarterback with 8,000 career passing yards and 1,800 career rushing yards.

**ARMSTRONG NATIONAL RANKINGS AMONG ALL ACTIVE FBS PLAYERS**

Category	Total	Big Ten	National
Total Touchdowns	90	2nd	7th
Passing Touchdowns	66	2nd	12th
Total Offense	10,552	1st	8th
Passing Yards	8,746	1st	12th

**CAREER WINS BY A QUARTERBACK**

Rk.	Player, Years	Wins
1.	Eric Crouch, 1998-2001	35
2.	Tommie Frazier, 1992-95	33
3.	Tommy Armstrong Jr., 2013-pres.	30
4.	Turner Gill, 1981-83	29
	Steve Taylor, 1985-88	29
	Taylor Martinez, 2010-13	29

- **Note:** A full look at Armstrong's standings on NU's career charts can be found on pages 20, 22 of this release.

**WESTERKAMP CHASING NEBRASKA RECEIVING RECORDS**

Senior receiver **Jordan Westerkamp** leads a Nebraska receiving corps that ranks as one of the Big Ten's best. Westerkamp is one of the top pass catchers in Nebraska history. He is one of four captains for the 2016 season, marking the second straight year he has served as a captain.

Westerkamp missed two games in the middle of the season with a back injury. The two missed games were the first of Westerkamp's career, after he had previously played in all 44 games since the start of 2013.

Against Wyoming, Westerkamp had four receptions for 105 yards and two touchdowns,



then added a pair of touchdown catches in the win over Oregon. Westerkamp has 21 catches in four games since returning from his injury, including a season-high eight catches for 85 yards against Maryland.

Westerkamp leads the Huskers with 34 receptions for 476 yards and five touchdowns.

- Westerkamp continues to move up the NU career charts. He is fourth on the NU career receiving yardage list with 2,424 yards, leaving him 265 yards from the No. 1 spot, and just 55 yards from the second position. He has joined Kenny Bell, Nate Swift and Johnny Rodgers in the 2,000-yard receiving club.
- He has 163 career receptions, to rank third on Nebraska's all-time list. Westerkamp is three receptions behind Nate Swift on the list and 18 from Kenny Bell's school record total.
- Westerkamp's two-touchdown efforts against Wyoming and Oregon were the first multiple-TD games of his Husker career.
- Westerkamp's two multiple-TD reception games is just one off the NU season record. Quincy Enunwa (2013) and Bobby Thomas (1976) each had three games with a pair of receiving touchdowns for the Huskers.
- Westerkamp has 18 career touchdown catches to rank fourth in school history.
- Westerkamp's 100-yard receiving game vs. Wyoming was the eighth of his career, tying for the second most in school history.
- Westerkamp (105) and Alonzo Moore (109) each topped 100 receiving yards against Wyoming. That marked only the third time in NU history a pair of wideouts topped 100 receiving yards.
- Westerkamp has been a part of all three occasions. He and Kenny Bell combined for the feat against FAU in 2014, and Westerkamp and Reilly each topped the century mark against Southern Miss in 2015.
- Westerkamp has caught a pass in 35 straight games, the second-longest streak in school history.

#### CONSECUTIVE GAMES WITH A RECEPTION

Rk.	Player, Years of Streak	Games
1.	Johnny Rodgers, 1970-72	37
2.	Jordan Westerkamp, 2013-pres.	35
3.	Terrence Nunn, 2004-07	32

A Chicago area product, Westerkamp put together one of the most prolific receiving seasons in school history in 2015. He had 65 catches for 918 yards and seven touchdowns. He earned second-team All-Big Ten honors for his effort in 2015.

- Westerkamp's 65 catches in 2015 were second on the NU single-season charts, and were the most receptions ever by a Husker receiver.
- His 918 receiving yards in 2015 were the third-most in school history.
- Westerkamp had a career-high 11 receptions for 118 yards against Southern Miss in 2015. The 11 catches were tied for third on the NU single-game receptions list.
- Westerkamp had four 100-yard receiving games in 2015, tying a Nebraska season record, accomplished five times previously.

#### THE LOUISIANA CONNECTION

The Huskers' pass catching crew includes a trio of Louisiana natives—senior receiver **Alonzo Moore**, sophomore receiver **Stanley Morgan Jr.** and senior tight end **Cethan Carter**.

Moore was the Huskers' top target through four games, with 12 receptions for 310 yards and two touchdowns, before battling injuries for several weeks.

Moore posted career receiving highs in each of the first two games with 92 yards against Fresno State and 109 yards in the win over Wyoming.

- Moore posted the three longest catches of his career in September—a 57-yard TD against Fresno State, a 63-yard TD grab against Wyoming, and a 59-yard catch to set up a touchdown at Northwestern. He also scored on a 24-yard run against Purdue.
- Moore averages an impressive 18.8 yards on his 20 receptions, good for 21st in the nation.
- Moore has 981 career receiving yards and is 19 yards from becoming the 25th 1,000-yard receiver in school history.

Morgan has 28 catches for 397 yards, both second on the team. He made his biggest impact of the season at Indiana with three catches for a career-high 93 yards, including a 72-yard touchdown. He had a career-high five receptions at Wisconsin.

- Morgan's fourth-quarter touchdown grab at Indiana was Nebraska's longest play of the season, and gave NU a 24-15 lead as the Huskers went on to a 27-22 win.

Carter has given Nebraska a strong pass-catching option at tight end for the past several seasons. He has 16 receptions for 149 yards in 2016, with a touchdown catch at Northwestern. Carter missed three games with an elbow injury before returning to action the past three games.

- Carter has 56 career receptions, the sixth most ever by a Nebraska tight end. Carter needs two catches to crack the top five in career catches by a tight end.

#### TOP HUSKER RECEIVERS

Player	Career Catches	Receiving TDs
Jordan Westerkamp, WR	163	18
Brandon Reilly, WR	65	4
Alonzo Moore, WR	60	8
Cethan Carter, TE	56	3
Stanley Morgan Jr., WR	53	4
De'Mornay Pierson-El, WR	49	6

#### NEBRASKA CAREER TIGHT END RECEPTIONS

Rk.	Player	Receptions
1.	Mike McNeill, 2007-10	82
2.	Kyler Reed, 2009-12	67
3.	Matt Herian, 2002-06	65
4.	Jerry List, 1970-72	61
5.	Tracey Wistrom, 1998-01	58
6.	Cethan Carter, 2013-pres.	56

#### NEBRASKA UNDER RILEY

Overall .....	15-9
vs. AP Ranked Teams .....	2-3
vs. AP Top 10 Teams .....	1-2
vs. Unranked Teams .....	13-6
vs. Big Ten Teams .....	9-7
Home .....	10-4
Road .....	4-5
Neutral .....	1-0
In August .....	0-0
In September .....	6-2
In October .....	4-5
In November .....	4-2
In December .....	1-0
In January .....	0-0
When Rushing for 200 or more yards .....	8-0
When Rushing for 300 or more yards .....	2-0
When Passing for 200 or more yards .....	12-5
When Passing for 300 or more yards .....	4-3
When NU player rushes for 100 yards .....	6-0
When NU has two 100-yard rushers .....	0-0
When NU player has 100 yards receiving .....	3-2
When Opponent has 100 Yd. Rusher .....	2-5
When Scoring 35 or More Points .....	8-1
When Holding Opponent to 10 Pts. or less .....	3-0
When forcing three or more turnovers .....	3-0
When Nebraska scores first .....	11-4
When Nebraska leads at halftime .....	9-2
When Nebraska trails at halftime .....	5-7
When Nebraska is tied at halftime .....	1-0
Games decided by 11 points or more .....	9-1
Games decided by 10 or less .....	6-8
Games decided by 7 or less .....	4-6
Games decided by 3 or less .....	2-4
Overtime games .....	0-2

#### 2016 TEAM GAME-BY-GAME

##### TURNOVER MARGIN

Game	Turnovers			Takeaways			+/-
	Fumb.	INT	Total	Fumb.	INT	Total	
FS	0	0	0	0	2	2	+2
WYO	0	1	1	1	5	6	+5
ORE	1	0	1	0	0	0	-1
NW	2	0	2	0	2	2	0
ILL	1	1	2	0	0	0	-2
IND	0	2	2	0	2	2	0
PUR	0	2	2	0	1	1	+1
WIS	0	2	2	0	2	2	0
OSU	0	2	2	1	0	1	-1
MINN	0	0	0	0	1	1	+1
MARY	0	0	0	0	0	0	0
IOWA							

##### PENALTIES

Game	NU		Opponent	
	Pen.	Yds.	Pen.	Yds.
FS	7	80	4	29
WYO	7	93	5	42
ORE	7	55	13	126
NW	4	60	4	36
ILL	3	35	7	48
IND	9	53	1	10
PUR	7	67	4	32
WIS	2	10	1	5
OSU	4	43	4	35
MINN	8	81	2	15
MARY	2	20	5	65
IOWA				

## NATIONAL RANKINGS

ASSOCIATED PRESS (NOV. 20)

Rk.	Team (1st)	Record	Points
1.	Alabama (61)	11-0	1,525
2.	Ohio State	10-1	1,455
3.	Michigan	10-1	1,370
4.	Clemson	10-1	1,347
5.	Wisconsin	9-2	1,255
6.	Washington	10-1	1,220
7.	Oklahoma	9-2	1,169
8.	Penn State	9-2	1,091
9.	Colorado	9-2	997
10.	Oklahoma State	9-2	868
11.	Louisville	9-2	830
12.	USC	8-3	811
13.	Florida	8-2	703
14.	Western Michigan	11-0	701
15.	Florida State	8-3	661
16.	Auburn	8-3	613
17.	<b>NEBRASKA</b>	<b>9-2</b>	<b>593</b>
18.	Houston	9-2	490
19.	West Virginia	8-2	448
20.	Boise State	10-1	389
21.	Utah	8-3	280
22.	Texas A&M	8-3	253
23.	Washington State	8-3	186
24.	Tennessee	8-3	133
25.	LSU	6-4	84

USA TODAY COACHES (NOV. 20)

Rk.	Team (1st)	Record	Points
1.	Alabama (63)	11-0	1,575
2.	Ohio State	10-1	1,482
3.	Clemson	10-1	1,420
4.	Michigan	10-1	1,404
5.	Washington	10-1	1,297
6.	Wisconsin	9-2	1,279
7.	Oklahoma	9-2	1,215
8.	Penn State	9-2	1,077
9.	Colorado	9-2	1,052
10.	Oklahoma State	9-2	947
11.	Louisville	9-2	864
12.	USC	8-3	774
13.	Florida	8-2	744
14.	Florida State	8-3	735
15.	<b>NEBRASKA</b>	<b>9-2</b>	<b>719</b>
16.	Auburn	8-3	663
17.	West Virginia	8-2	489
18.	Western Michigan	11-0	448
19.	Boise State	10-1	414
20.	Utah	8-3	374
21.	Houston	9-2	349
22.	Texas A&M	8-3	315
23.	Washington State	8-3	132
24.	Tennessee	8-3	129
25.	North Carolina	8-3	118

## HUSKERS IN THE 2016 POLLS

Date	AP	C	CFP	Result
Pre.	RV	RV		def. Fresno St., 43-10
9-5	RV	RV		def. Wyoming, 52-17
9-11	RV	RV		def. Oregon, 35-32
9-18	20	20		def. NW, 24-13
9-25	15	15		def. Illinois, 31-16
10-2	12	12		bye week
10-10	10	9		def. Indiana, 27-22
10-16	8	9		def. Purdue, 27-14
10-23	7	t6		lost, Wisc., 23-17 (ot)
10-30	9	10	10	lost, Ohio State, 62-3
11-6	21	20	19	def. Minnesota, 24-17
11-13	19	17	18	def. Maryland, 28-7
11-20	17	15		

## REILLY LOOKING FOR BIG-PLAY IMPACT

Senior **Brandon Reilly** is another important component of the receiving corps. He has 16 receptions for 298 yards this season, despite battling injuries. He had a season-high four catches against Maryland.

- Reilly averages 18.6 yards per catch to rank among the top 25 nationally. His first catch of the year was a 38-yarder against Wyoming. He snagged a 35-yard catch at Northwestern, and had a spectacular 45-yarder at Indiana.
- Reilly has 1,161 career receiving yards to rank 14th in school history.
- Reilly's average of 18.9 yards per reception in 2015 ranked first among Big Ten receivers who averaged at least 2.0 catches per game. The 18.9 yard-per-catch average was also the third-best average in NU history for players with at least 40 receptions.
- Reilly's career average of 17.9 yards per reception ranks second in school history among players with at least 60 receptions.

## NEWBY PACING RUSHING ATTACK

Senior **Terrell Newby** has been a workhorse back for the Huskers during Big Ten play. The Los Angeles native topped the century mark against both Illinois and Indiana, while topping 75 yards against four other Big Ten foes, most recently with 98 yards against Maryland.

Newby has been at his best in the fourth quarter of games, helping Nebraska control the football. He rushed for 113 yards on 16 fourth-quarter carries against Illinois, 57 yards on 11 carries in the fourth quarter at Indiana, and 65 yards on 10 carries against Purdue. Newby had nine carries for 60 yards in the fourth quarter against Minnesota.

Newby leads the Huskers with 825 rushing yards and has seven rushing touchdowns, including a career-high three rushing touchdowns against Maryland.

- Newby has 707 of his rushing yards in Big Ten play, averaging 88.4 yards per game to rank sixth in the conference.
- Newby has picked up 364 of his 707 rushing yards in the fourth quarter of Big Ten games, which accounts for 51 percent of his rushing yards in conference games.
- Newby is the 29th Husker with 2,000 career rushing yards. He has 2,185 career rushing yards to rank 25th on the NU career chart. Newby is 175 yards from posting the 36th 1,000-yard rushing season in school history.
- Newby has not missed a game in his Nebraska career, and his 50 career games played are the most on the Husker roster.
- In addition to Newby's two 100-yard games (140 vs. Illinois, 102 at Indiana), Devine Ozigbo cracked the century mark with 103 yards vs. Fresno State.
- When including quarterback Tommy Armstrong Jr., Nebraska has had a player rush for at least 95 yards in six games this season.

## BLACKSHIRTS SHOWING TOUGHNESS AGAINST THE RUN

The Nebraska Blackshirt defense has been strong against the run throughout the 2016 season. The Huskers have been at their best the past two weeks against Minnesota and Maryland. Both teams came to Lincoln averaging more than 200 rushing yards per game, but managed 85 and 11 yards, respectively, against the Huskers.

The Blackshirts have held eight foes to less than 140 rushing yards, including 31 yards by Fresno State, 24 yards by Purdue and 11 by Maryland.

Opponents are gaining 129.8 yards rushing per game to rank fifth in the Big Ten and 25th nationally. In 2015, the Huskers allowed opponents to rush for 109.9 yards per game, second in the Big Ten and ninth nationally.

- Since the start of the 2015 season, Nebraska has held 10 foes to less than 90 rushing yards, including four games in Big Ten play this year. NU is 10-0 in those games.

## OPPOSING PASSERS FINDING TOUGH GOING IN 2016

Nebraska struggled against the pass in 2015, and entered the season looking to limit big plays through the air. Nebraska is vastly improved defending the pass in 2016 and has made a habit of taking the ball away.

- Nebraska has intercepted 16 passes to rank eighth in the nation. The Huskers also rank 26th nationally in pass efficiency defense with a 115.9 rating.
- Nebraska is allowing 215.5 passing yards per game. Last season, the Huskers allowed 290.5 passing yards per game.
- The Huskers have limited six opponents to less than 200 yards passing. Last season, the first seven opponents all topped 250 passing yards.
- The Huskers have allowed 12 passing touchdowns. Oregon did not have a touchdown pass against the Huskers, ending an NCAA record streak of 82 straight games for the Ducks with a passing TD.
- The vast improvement in pass defense has keyed a big jump in total defense for the 2016 Blackshirts. Nebraska is allowing 345.4 yards per game to rank fourth in the Big Ten and 21st in the nation.
- NU allows 21.2 points per game to rank fifth in the Big Ten and 22nd nationally. The Huskers allowed seven points against Maryland, the fewest in a Big Ten game since 2013.

## GERRY AGAIN SERVING AS LEADER OF HUSKER SECONDARY

Senior safety **Nathan Gerry** has been a fixture for the defense the past four seasons, and is having an All-America caliber season in 2016. Gerry is a semifinalist for the Chuck Bednarik Award and was a mid-season All-American by Pro Football Focus.

Gerry is in his second season as a captain in 2016, and has made 39 career starts. Gerry has 68 tackles this season to rank second on the team. He also has four interceptions, seven tackles for loss and eight breakups.



Gerry opened his season against Wyoming with two interceptions and a team-high seven tackles. His play earned him Big Ten Defensive Player-of-the-Week honors. He added his second two-interception game of the season at Wisconsin with a pair of fourth-quarter picks.

Gerry has led the Huskers in tackles multiple times this season. He had a team-high nine tackles against Oregon, and a team-high eight stops, with two tackles for loss and two breakups at Northwestern. At Indiana he made eight tackles, including two for loss. Gerry is in position to rank in the top two on the team in tackles for the third straight year after leading the team in 2015, and ranking second in 2014.

- Gerry's two interceptions at Wisconsin give him four interceptions this season and he is tied for 20th nationally in interceptions per game.
- Gerry has 13 career interceptions, one shy of the Nebraska career record, and tied for fourth among active FBS players. Dana Stephenson holds the NU record with 14 interceptions, and Gerry is tied with Josh Bullocks at 13 picks.
- Gerry led Nebraska in interceptions the past two seasons with five in 2014 and four in 2015.
- Gerry ranked in the top 10 in the Big Ten in interceptions each of the past two seasons. As a sophomore in 2014, he led the league in interceptions in conference games.
- Gerry has 267 career tackles to rank eighth in school history and second all-time among NU defensive backs. Gerry is nine tackles from the top five on the NU career tackles list, and is on pace to challenge for third by season's end.
- Gerry's seven tackles for loss are second on the team and four TFL from the Nebraska season defensive back record held by Ciente Evans.
- Gerry has 19 career tackles for loss which represents a school record for defensive backs.

#### MOST TACKLES AMONG DEFENSIVE BACKS IN NEBRASKA HISTORY

Rk.	Player, Pos.	Years	Tackles
1.	Mike Brown, Safety	1996-99	287
2.	Nathan Gerry, Safety	2013-pres.	267

Gerry saw action as a true freshman, then started every game in 2014 and 2015. In 2015, Gerry was a third-team All-Big Ten choice by the league media, marking the second straight year he earned all-conference accolades. As a sophomore, Gerry garnered second-team all-conference honors.

#### SECONDARY 'LOCKING DOWN' OPPOSING PASSERS

The Nebraska secondary is arguably the Huskers' most improved position group in 2016. Nebraska ranks 25th in the nation in team pass efficiency defense and is eighth nationally in interceptions.

The success of the secondary has been a true team effort with Nebraska's five Blackshirt defensive backs all having at least one interception.

- Junior safety **Kieron Williams** leads the team with five interceptions, most recently a pick to seal the Huskers' win over Minnesota. He ranks seventh nationally in interceptions per game. Williams had two interceptions against Purdue and had a return for a touchdown against Wyoming. Williams is third on the team with 62 tackles, including 39 solo stops.

- Junior cornerback **Chris Jones** has three interceptions, including a 33-yard return for a touchdown at Indiana. Jones leads the team with nine pass breakups and has 33 tackles. Jones has five career interceptions.
- Junior cornerback **Joshua Kalu** has 56 tackles, including 41 solo stops, good for fourth on the team. He is tied for second on the team with eight breakups and had a game-clinching interception in the fourth quarter at Northwestern.
- Sophomore **Aaron Williams** serves as the Huskers' nickel back and has three interceptions, including the clincher at Indiana. He also has 52 tackles, five tackles for loss, two sacks and seven PBU. Williams had a career-high 11 tackles against Minnesota.

#### SENIOR BLACKSHIRTS CAPPING CAREER WITH STRONG EFFORT

Senior defensive tackle **Kevin Maurice** and senior linebacker **Josh Banderas** are closing their Nebraska careers in style. The two have emerged as the leaders of their respective position groups and have played at an All-Big Ten level throughout the 2016 season.

Both players have started all 11 games this season. Banderas has made 29 career starts, while Maurice has emerged in 2016 after starting just one game entering his senior season.

- Maurice has 28 tackles this season, including five tackles for loss and three sacks. He tied his career high with eight tackles against Minnesota as the Huskers limited the Gophers' rushing attack to just 85 yards.
- Banderas leads the Huskers with 80 tackles, including 33 solo stops. He also has six tackles for loss.
- Banderas has collected at least eight tackles in each of the past six games, including double-figure tackle totals against Indiana (11), Purdue (13) and Minnesota (11).
- Banderas joined the Nebraska career 200-tackle club against Minnesota. He enters the final regular-season game with 219 tackles to rank 26th in school history.

#### NEBRASKA WINNING ON 'MONEY DOWN' AGAIN IN 2016




Coaches regularly preach the importance of winning on third down. Nebraska was effective on the 'money down' on both offense and defense in 2015, and has carried that success into 2016.

- In 2016, Nebraska is 76-of-162 on third downs (47 percent), to rank 19th in the nation. The Blackshirts have limited opponents to 58-of-152 (38 percent).
- Nebraska ranked third in the Big Ten in third-down conversions at 44.8 percent in 2015. Defensively, the Huskers were fifth in opponent third-down conversions at 34.0 percent.
- The Huskers ranked 24th nationally in both categories in 2015. Nebraska joined Clemson, Michigan and Tennessee as the only schools in the nation to rank in the top 25 in both third-down offense and defense.




#### MOST ALL-TIME VICTORIES

	MICHIGAN WOLVERINES	935
	NOTRE DAME FIGHTING IRISH	896
	TEXAS LONGHORNS	891
	NEBRASKA CORNHUSKERS	889




#### MOST WINS LAST 60 YEARS

	NEBRASKA CORNHUSKERS	542
	OKLAHOMA SOONERS	534
	OHIO STATE BUCKEYES	524


#### MOST WINS LAST 50 YEARS

	NEBRASKA CORNHUSKERS	485
	OKLAHOMA SOONERS	464
	OHIO STATE BUCKEYES	460

#### MOST WINS LAST 40 YEARS

	NEBRASKA CORNHUSKERS	394
	FLORIDA STATE SEMINOLES	380
	OHIO STATE BUCKEYES	377

#### MOST WINS LAST 30 YEARS

	FLORIDA STATE SEMINOLES	296
	NEBRASKA CORNHUSKERS	294
	OHIO STATE BUCKEYES	287
	FLORIDA GATORS	282

## HOME OF THE HUSKERS

Memorial Stadium's history dates back more than 90 years. In the fall of 1922, a drive for \$430,000 in stadium construction funds was undertaken by faculty, students, alumni and friends of the University.

The stadium was named Memorial Stadium to honor all Nebraskans who served in the Civil and Spanish-American Wars; the 751 Nebraskans who died in World War I; the 3,839 in World War II; the 225 in Korea; the 422 in Vietnam; and those in Iraq.

Construction was completed in a few more than 90 working days and Memorial Stadium was dedicated on Oct. 20, 1923, at the Homecoming game in which Nebraska was held to a scoreless tie by Kansas.

The field at Memorial Stadium was named Tom Osborne Field - after the Huskers' legendary Hall-of-Fame coach - in 1998, one year after Osborne's retirement following 25 years and 255 victories as Nebraska's head coach.

## TOP 10 HOME CROWDS

Rk.	Date	Opponent	Atten.
1.	Sept. 20, 2014	Miami	91,585
2.	Sept. 14, 2013	UCLA	91,471
3.	Aug. 30, 2014	Fla. Atlantic	91,441
4.	Nov. 29, 2013	Iowa	91,260
5.	Sept. 27, 2014	Illinois	91,225
6.	Nov. 22, 2014	Minnesota	91,186
7.	Aug. 31, 2013	Wyoming	91,185
8.	Nov. 2, 2013	Northwestern	91,140
9.	Nov. 1, 2014	Purdue	91,107
10.	Oct. 25, 2014	Rutgers	91,088

## TOP 5 SEASON ATTENDANCE

Rk.	Year	Games	Total	Avg.
1.	2014	7	638,744	91,249
2.	2013	8	727,466	90,933
3.	2016	7	631,402	90,200
4.	2015	7	629,986	89,998
5.	2009	7	601,216	85,888

## LONGEST HOME WIN STREAKS

Rk.	Began	Ended	Wins
1.	Oct. 19, 1991	Oct. 31, 1998	47
2.	Sept. 28, 1901	Oct. 20, 1906	33
3.	Nov. 27, 1998	Nov. 2, 2002	26
4.	Sept. 27, 1969	Nov. 23, 1972	23
5.	Oct. 3, 1981	Nov. 17, 1984	21

Note: All streaks at Memorial Stadium, except for the 33-game home winning streak from 1901 to 1906, which occurred prior to Memorial Stadium opening in 1923.



## MOST NATIONAL TITLES SINCE 1970

	ALABAMA CRIMSON TIDE	7
	NEBRASKA CORNHUSKERS	5
	MIAMI HURRICANES	5

## KICKER BROWN CONTINUES FAMILY TRADITION

Place-kicker **Drew Brown** is a leading contender for conference honors this fall. Brown established himself as one of the nation's top kickers as a sophomore and earned second-team All-Big Ten honors last fall. He is putting together a strong 2016 campaign.

Brown is 10-of-12 on field goals in 2016, including 7-of-8 in the past four games. His streak of 13 straight made field goals ended against Illinois when he was just short on a career-long 56-yard attempt. The 13 straight field goals was the third-longest streak in NU history.

- Brown has 45 field goals in his three-year career, which ranks third in school history.
- Brown has increased his career scoring total to 272 points to rank seventh in NU history.
- Brown connected on a career-long 51-yard field goal against Purdue, and has made 18 field goals of at least 40 yards in his career. He was 13-of-17 from beyond 40 yards in 2015, including 12-of-14 from 40-49 yards.
- Brown scored 107 points as a sophomore after posting a freshman-record 101 points in 2014. He is the first player in NU history with 100-point seasons as both a freshman and sophomore.
- Brown's 13 field goals of at least 40 yards in 2015 tied for the most nationally.
- Brown's 21 field goals in 2015 were second on the NU season list. He made each of his last 11 attempts, with nine of those from at least 40 yards.
- Brown made five field goals against Southern Miss in 2015, all in the first half. The five field goals in a half tied an NCAA record. The five field goals were the most ever by a Husker in Lincoln, and tied a Memorial Stadium record held by two opposing kickers.
- The five field goals marked the third time in NU history a kicker had five or more field goals.

## MOST CAREER FIELD GOALS IN HUSKER HISTORY


Rk.	Player, Year	FG
1.	Alex Henery, 2007-10	68
2.	Kris Brown, 1995-98	57
3.	Drew Brown, 2014-pres.	45

## PIERSON-EL ENERGIZES HUSKER RETURN GAME

Junior **De'Mornay Pierson-El** has returned to his big-play ways in the punt return game in 2016. Pierson-El had a 45-yard return in the second quarter against Oregon to set up a touchdown just before halftime.

The play flipped momentum, cutting the Ducks' halftime lead to 20-14, and set the stage for the Nebraska victory. Pierson-El added a 27-yard return against Illinois and averages 8.0 yards per return to rank third in the Big Ten.

## MOST 9-WIN SEASONS SINCE 1960

	NEBRASKA CORNHUSKERS	48
	ALABAMA CRIMSON TIDE	35
	MICHIGAN WOLVERINES	33
	PENN STATE NITTANY LIONS	31

- The 45 and 27-yard returns in 2016 give Pierson-El 11 career returns of at least 25 yards. Pierson-El had eight returns of 25-plus as a true freshman in 2014, one in an injury-plagued sophomore season and two this season.
- Pierson-El averaged 17.5 yards per return in 2014, and his 596 return yards topped the nation by nearly 200 yards.

## FOUR SENIORS ELECTED AS 2016 TEAM CAPTAINS

Four Nebraska seniors were elected by their teammates as 2016 captains. The four players include two each on offense and defense and come to Nebraska from three states.

### 2016 NEBRASKA TEAM CAPTAINS

- Josh Banderas, Sr., LB, Lincoln, Neb.
- Nathan Gerry, Sr., S, Sioux Falls, S.D.
- Dylan Utter, Sr., C, Papillion, Neb.
- Jordan Westerkamp, Sr., WR, Lombard, Ill.

### CAPTAIN NOTES

- **Jordan Westerkamp** and **Nathan Gerry** are just the ninth and 10th two-time captains in school history.
- Westerkamp's selection marks the fourth straight year a receiver has served as captain.
- **Dylan Utter** and **Josh Banderas** continue a long line of Nebraska natives who have served as Nebraska captains. This marks the 11th straight year a Nebraska native has been named a team captain.
- Utter is the third player in four years to be a captain after arriving in the program as a walk-on, joining offensive lineman Spencer Long (2013) and defensive end Jack Gangwish (2015). It also marks the fourth straight year an offensive lineman has been a captain.
- **Nathan Gerry** serving as a captain marks the fourth straight year a defensive back has been a captain. That group includes Gerry in 2015, Corey Cooper and Josh Mitchell in 2014 and Ciente Evans in 2013.
- In addition to four season-long captains, Nebraska will also have a weekly Sam Foltz Honorary captain.
  - Fresno State**—Sam Hahn & Alonzo Moore
  - Wyoming**—Kieron Williams
  - Oregon**—Dedrick Young
  - Northwestern**—Sam Cotton
  - Illinois**—Kevin Maurice
  - Indiana**—Ross Dzuris
  - Purdue**—Freedom Akinmoladun
  - Wisconsin**—Terrell Newby
  - Ohio State**—Brad Simpson
  - Minnesota**—Spencer Lindsay & Ryker Fyfe
  - Maryland**—Drew Brown & Cethan Carter

## NEBRASKA WALK-ON TRADITION CONTINUES

Mike Riley placed three former walk-ons on scholarship before the season. The members of the group are all Nebraska natives and fifth-year seniors in the Husker program.

### WALK-ONS AWARDED SCHOLARSHIPS

- Graham Nabity, FB (Elkhorn, Neb.)
- Logan Rath, DT (Giltner, Neb.)
- Brad Simpson, LB (Ralston, Neb.)

Nabity has played in 34 games in his career, primarily on special teams. Rath is a reserve defensive tackle, and has played in eight games. Simpson is among NU's top special teams performers. He has played in 38 games and has 16 career special teams tackles.

Nebraska has a long tradition of relying on its walk-on program to help build the foundation of the program. Six walk-ons have gone on to earn first-team All-America honors for Nebraska, while 13 walk-ons have earned first-team academic All-America recognition.

In addition, starting center Dylan Utter was placed on scholarship before the 2015 season. Utter was one of 10 semifinalists for the Burlsworth Trophy, award to the most outstanding college football player in the nation who began his career as a walk-on.

## RILEY JOINS 100-WIN CLUB IN SEASON-OPENING VICTORY

Nebraska Head Coach **Mike Riley** earned his 100th win as a collegiate head coach in the 43-10 win over Fresno State in the season opener. Riley won 93 games in 14 seasons at Oregon State and has 15 victories at Nebraska.

- Riley is one of 23 active FBS head coaches with 100 career college victories.
- All 108 of Riley's victories have come while coaching in a Power Five Conference. Riley is one of nine active coaches to win 100 games at a Power Five Conference school.

### ACTIVE COACHES WITH 100 WINS AT POWER FIVE CONFERENCE SCHOOLS

Coach, Current School	Career Wins
Bill Snyder, Kansas State	199
Nick Saban, Alabama	193
Bob Stoops, Oklahoma	188
Mark Richt, Miami	152
Kirk Ferentz, Iowa	134
Urban Meyer, Ohio State	125
Tommy Tuberville, Cincinnati	113
Mike Leach, Washington State	113
<b>Mike Riley, Nebraska</b>	<b>108</b>

**Note:** Win totals reflect only wins at Power Five schools.

## RILEY TEAMS REGULARLY FARE WELL VS. RANKED FOES

Nebraska is 1-2 against ranked teams this season. A win over then-No. 22 Oregon continued Mike Riley's strong history of success against ranked teams.

- Riley-coached teams have 16 wins over ranked teams in his 16 seasons as a college coach, 14 at Oregon State and wins over Michigan State in 2015 and Oregon in 2016.
- Last year's win over No. 6 Michigan State marked the sixth top-10 opponent a Riley-coached team defeated since 2006. The win was Nebraska's first over a top-10 opponent since October of 2011.

## WINS BY RILEY-COACHED TEAMS vs. TOP 25

Year	Opponent	Result
1998	No. 16 Oregon	W, 44-41 (2ot)
2005	No. 18 California	W, 23-20
2006	No. 3 USC	W, 33-31
2006	No. 24 Hawaii	W, 35-32
2007	No. 2 California	W, 31-28
2007	No. 16 Oregon	W, 38-31 (2ot)
2008	No. 1 USC	W, 27-21
2008	No. 19 Pittsburgh	W, 3-0
2009	No. 23 California	W, 31-14
2010	No. 9 Arizona	W, 29-27
2010	No. 20 USC	W, 36-7
2012	No. 13 Wisconsin	W, 10-7
2012	No. 19 UCLA	W, 27-20
2014	No. 7 Arizona St.	W, 35-27
2015	No. 6 Michigan St.	W, 39-38
2016	No. 22 Oregon	W, 35-32

## NU STAFF BRINGS VETERAN PRESENCE TO SIDELINE

Riley is in his second season in Lincoln, and his 25th season overall as a head coach. He is in his 16th season as a college head coach, and also has nine years as a professional head coach, including three years in the NFL.

- Riley is in his 42nd overall season in either the college or professional coaching ranks, the second-most of any FBS head coach. He trails only Alabama's Nick Saban, who is in his 44th season in coaching in 2016.
- With his 25 years of head coaching experience, Riley ranks second among current FBS head coaches in total years of head coaching experience. Notre Dame's Brian Kelly is in his 27th season in 2016.
- Riley is one of only four FBS head coaches with at least three years of NFL head coaching experience. Three of those four coaches are in the Big Ten, including Riley, Illinois' Lovie Smith and Jim Harbaugh of Michigan.

## NU RANKS AMONG NATION'S ATTENDANCE LEADERS

Nebraska averaged 90,200 fans for seven home games in 2016 and is currently 10th in average attendance. NU averaged 89,998 fans for its seven games in 2015, to rank 11th in the nation and fourth among Big Ten schools. The 2015 season marked the third straight year NU ranked 11th or higher in average attendance.

In 2014, Nebraska was 10th in average home attendance with 91,249 fans per game. The average attendance for seven home games was the largest ever at Memorial Stadium, bettering the 2013 mark of 90,933 per game. NU has ranked in the top 20 nationally in attendance each of the 17 years with available attendance figures.

## NCAA RECORD SELLOUT STREAK PASSES 350 GAMES

One of the most remarkable streaks in college sports continued in 2016. Nebraska has sold out every game at Memorial Stadium since Nov. 3, 1962, a streak of 354 consecutive sellouts, 98 more than second-place Notre Dame.

- NU is 303-51 (.856) record during the streak.
- Overall attendance during the sellout streak totals 26,891,855.

### LONGEST SELLOUT STREAKS IN NCAA HISTORY

Rk.	School	Total
1.	<b>Nebraska</b>	<b>354</b>
2.	Notre Dame	256

## HUSKER HIGHLIGHTS

# 1

Nebraska football is the only team in any sport in NCAA history to boast 100 athletic All-Americans and 100 academic All-Americans.

# 2

Nebraska is the only program to have at least two players selected in every NFL Draft of the Common Draft Era (since 1967).

# 3

Three Huskers have won the Heisman Trophy, all since 1972. Johnny Rodgers won in 1972, Mike Rozier in 1983 and Eric Crouch in 2001.

# 4

Nebraska ranks fourth in NCAA history with 889 all-time victories. The Huskers are one of only 10 teams with 800 all-time wins.

# 5

Nebraska has won five national titles: 1970, 1971, 1994, 1995 and 1997. The Huskers have won the second-most national titles of any school in the country since 1970.

# 9

Nebraska ranks ninth nationally with a total of 23 former players and coaches (17 players, six coaches) who have been enshrined in the College Football Hall of Fame.

# 23

Nebraska leads the nation with a former Husker on a Super Bowl roster for 23 consecutive years.

# 46

The Huskers have won 46 conference titles in program history, the most of any school in the country. This includes 33 perfect conference seasons and 27 unbeaten seasons.

# 52

Nebraska ranks third in NCAA history with 52 all-time bowl appearances. The Huskers are one of only five teams to appear in 50 bowl games.

# 107

Nebraska football has totaled 107 CoSIDA Academic All-Americans, the most of any team in any sport in NCAA history.

# 325

Across all sports, the University of Nebraska has totaled a nation-leading 325 CoSIDA Academic All-Americans, 73 more than any other school.

# 354

Memorial Stadium has been sold out for an NCAA-record 354 consecutive games dating back to Nov. 3, 1962.



**#PRO BIG RED**

A total of 26 former Huskers are on NFL rosters, including five rookies making their NFL debuts in 2016—DT Maliek Collins (Dallas), FB Andy Janovich (Denver), OL Alex Lewis (Baltimore), NT Vincent Valentine (New England) and OL Givens Price (Arizona, practice squad).



Nebraska's NFL contingent is led by a pair of defenders considered among the best at their position—Dolphins DT Ndamukong Suh and Buccaneers LB Lavonte David.

NU's Will Compton and Niles Paul were two of five Redskin players elected as 2016 captains.

Nebraska is the only school in the Common Draft Era (since 1967) to have multiple players taken every year in the NFL Draft. Since 1997, Nebraska ranks second in the Big Ten Conference with 88 NFL draftees.

**HUSKERS ON 2016 NFL ROSTERS**

- Ameer Abdullah, RB, Detroit Lions (IR)
- Zaire Anderson, LB, Denver Broncos
- Prince Amukamara, CB, Jacksonville Jaguars
- Kenny Bell, WR, Baltimore Ravens (PS)
- Rex Burkhead, RB, Cincinnati Bengals
- Maliek Collins, DT, Dallas Cowboys
- Will Compton, LB, Washington Redskins
- Jared Crick, DE, Denver Broncos
- Lavonte David, LB, Tampa Bay Buccaneers
- Quincy Enunwa, WR, New York Jets
- Randy Gregory, DE, Dallas Cowboys
- Andy Janovich, FB, Denver Broncos
- Stanley Jean-Baptiste, CB, Seattle Seahawks (IR)
- Sam Koch, P, Baltimore Ravens
- Alex Lewis, OL, Baltimore Ravens
- Spencer Long, OG, Washington Redskins
- Niles Paul, TE, Washington Redskins
- Givens Price, OL, Arizona Cardinals (PS)
- Brent Qvale, OT, New York Jets
- Trevor Roach, LB, Cincinnati Bengals
- Mohammed Seisay, CB, Seattle Seahawks (IR)
- Jeremiah Sirles, OL, Minnesota Vikings
- Matt Slauson, OL, San Diego Chargers
- Daimion Stafford, S, Tennessee Titans
- Ndamukong Suh, DT, Miami Dolphins
- Vincent Valentine, NT, New England Patriots

**NEBRASKA FUTURE SCHEDULES****2017**

Sept. 2	Arkansas State
Sept. 9	at Oregon
Sept. 16	Northern Illinois
Sept. 23	Rutgers
Sept. 29	at Illinois
Oct. 7	Wisconsin
Oct. 14	Ohio State
Oct. 28	at Purdue
Nov. 4	Northwestern
Nov. 11	at Minnesota
Nov. 18	at Penn State
Nov. 24	Iowa

**2018**

Sept. 1	Akron
Sept. 8	Colorado
Sept. 15	Troy
Sept. 22	at Michigan
Sept. 29	Purdue
Oct. 6	at Wisconsin
Oct. 13	at Northwestern
Oct. 20	Minnesota
Nov. 3	at Ohio State
Nov. 10	Illinois
Nov. 17	Michigan State
Nov. 23	at Iowa

**ALL-TIME BOWL APPEARANCES**

	ALABAMA CRIMSON TIDE	62
	TEXAS LONGHORNS	53
	NEBRASKA CORNHUSKERS	52

**HUSKERS OWN BIG ADVANTAGE AT MEMORIAL STADIUM**

Nebraska has rewarded the loyalty of its fans with great success at Memorial Stadium.

- Nebraska has won at least six home games in 24 of the past 30 seasons, including 2016. NU is 169-28 (.858) at home since 1989.
- NU was 7-0 at home in 2016, marking the Huskers' first perfect home season since 2012, and just the second since 2001.
- The Huskers are 17-7 in Big Ten home games since joining the league in 2011.
- In the past three decades, NU has had three home winning streaks of 20 or more games and overall has posted 41 unbeaten and untied home seasons.
- The Huskers are 538-147-20 (.777, 705 games, 127 years) in Lincoln, and 413-124-13 (.763, 550 games, 93 years) in Memorial Stadium (since 1923).

**NEBRASKA AMONG NATION'S TOP ALL-TIME PROGRAMS**

Nebraska is in its 127th season of college football and owns an 889-370-40 all-time record in 1,299 games (.700). Nebraska is one of 10 programs with 800 all-time victories, ranking fourth with 889 wins.

Since 1970, NU has a 455-129-5 record, for a .777 winning percentage in 589 games.

- Nebraska ranks as the nation's winningest program over the last 40, 50 and 60 years.
- Since Nebraska's first football season in 1890, Husker teams have won 11 or more games 12 times, including seven times since 1993.
- Nebraska has won 12 or more games seven times, including three seasons with 13 wins (1971, 1994, 1997).
- Nebraska has 24 10-win seasons since 1970.
- Nebraska secured its 50th all-time nine-win season against Maryland, with 42 of those since 1970 and 48 since 1962. No other school in the nation has more than 33 nine-win seasons in that same time.
- NU was the first team in NCAA history to win 100 games in consecutive decades, leading the nation with 103 wins in the 1980s and ranking second with 108 wins in the 1990s.

**HUSKERS RANK IN TOP 10 OF ALL-TIME AP RANKING**

The Associated Press weekly poll began in 1936 and has been a fixture in college football ever since. This August the AP released an all-time top 100 for the first time, ranking programs over the history 80-year history of the poll.

Nebraska checked in at No. 6 in the all-time rankings and was one of three Big Ten

programs in the top seven in the poll. Nebraska has appeared in 65 percent of all polls since 1936 and has been ranked No. 1 in 72 polls.

**ASSOCIATED PRESS ALL-TIME TOP 10**

Rk.	School	Points
1.	Ohio State	1,112
2.	Oklahoma	1,055
3.	Notre Dame	1,042
4.	Alabama	993
5.	Southern California	974
6.	<b>Nebraska</b>	<b>901</b>
7.	Michigan	894
8.	Texas	822
9.	Florida State	714
10.	Florida	674

- In addition to the lofty rankings in the AP all-time top 10 poll, Nebraska was also recently recognized as a historically elite program by ESPN.com. In a late August article, ESPN.com identified Nebraska as one of one of eight "Blue Blood" programs in college football history.

**NEBRASKA AMONG LEADERS IN AP NATIONAL TITLES**

Alabama leads the nation by winning 10 Associated Press national titles since 1936, with Notre Dame (8), Oklahoma (7), Miami (5), USC (5), Nebraska (4) and Minnesota (4) next in line. While the Huskers were awarded the national title by the coaches in 1997, NU finished second to Michigan in the AP poll.

In 1970, Nebraska was awarded the AP national title, but not the coaches (Texas was first, Ohio State second and NU third) as the final poll was released before the bowl games were played. In the coaches poll (since 1950), NU is tied for fourth with Miami and Texas with four titles, behind Alabama (9), Oklahoma (6) and USC (5).

**CONFERENCE CROWNS**

Nebraska has won 46 football conference championships in school history. The Huskers won 13 conference titles under Tom Osborne and eight under Bob Devaney.

During its 15-year history in the Big 12 Conference, Nebraska won league titles in 1997 and 1999, and also appeared in the Big 12 Championship Game in 1996, 2006, 2009 and 2010. Nebraska was one of just three teams to capture two or more Big 12 titles in the first 15 years of the league, joining Oklahoma and Texas. Nebraska's six Big 12 title game appearances were second only to Oklahoma's eight. NU made its first appearance in the Big Ten Championship Game in 2012.

**A HOLIDAY TRADITION**

Nebraska participated in its 52nd bowl game in the 2015 Foster Farms Bowl.

Nebraska is one of only five programs with 50 or more bowl appearances, and its 52 bowl appearances are third all-time, trailing only Alabama (62) and Texas (53).

- The Huskers have played in the postseason in 45 of the past 47 seasons.
- Nebraska appeared in an NCAA-record 35 straight bowl games from 1969 to 2003.
- NU owns a 26-26 all-time bowl record, and the 26 bowl victories rank seventh nationally.

The Huskers have clinched a bowl berth in 2016 with nine victories.

## NEBRASKA FOOTBALL FACTS

### HISTORY

Season of Football.....	127th
All-Time Games Played .....	1,299
All-Time Record .....	889-370-40 (.700)
National Ranking in All-Time Wins .....	4th
All-Time Bowl Appearances .....	52
National Ranking in Bowl Appearances ....	3rd
All-Time Bowl Record .....	26-26

### CHAMPIONSHIPS

National Championships .....	5
Back-to-Back National Championships .....	2
Undefeated Seasons .....	11
Perfect Seasons .....	9
Conference Championships .....	46

### RECORD BREAKDOWN

Home Games .....	538-147-20 (.777)
Memorial Stadium .....	413-124-13 (.763)
Record in August .....	14-0-0 (1.000)
Record in September .....	173-41-6 (.800)
Record in October .....	360-140-19 (.712)
Record in November .....	305-155-15 (.658)
Record in December .....	22-13-0 (.629)
Record in January .....	14-21-0 (.400)
Record in February .....	1-0-0 (1.000)
In Overtime.....	8-3
At Night.....	94-39-3
When Scoring 35+ Points.....	364-7
When Allowing 10 Points or Less .....	251-7-1
vs. Big Ten Teams .....	112-86-10
• In Big Ten Play (since 2011).....	31-18
• Home .....	17-7
• Away.....	14-10
• Neutral .....	0-1
vs. Ranked Teams .....	104-125-3
• Home .....	50-38-0
• Away.....	29-63-3
• Neutral .....	25-24-0
• as No. 1 Team .....	46-7-1

### STREAKS

Consecutive Games Scoring a Point .....	269
Consecutive Home Games Scoring a Point...	320
Consecutive Home Sellouts .....	354
Record in Sellout Streak .....	303-51
• vs. Ranked Teams.....	44-27

### INDIVIDUAL

College Football Hall of Fame Players .....	17
College Football Hall of Fame Coaches.....	6
First-Team All-Americans .....	110
CoSIDA Academic All-Americans* .....	107
NCAA Top Ten Award Winners* .....	9
Heisman Trophy Winners .....	3
Walter Camp Award Winners .....	3
Maxwell Trophy Winners .....	1
Outland Trophy Winners*.....	9
Lombardi Trophy Winners.....	5
Butkus Award Winners.....	1
Johnny Unitas Golden Arm Award Winners..	1
Davey O'Brien Award Winners .....	1
Rimington Award Winners .....	1
Bednarik Award Winners .....	1
Nagurski Trophy Winners .....	1
Retired Jerseys .....	17
Retired Numbers .....	2
All-Conference Selections .....	515

\*Total leads the nation

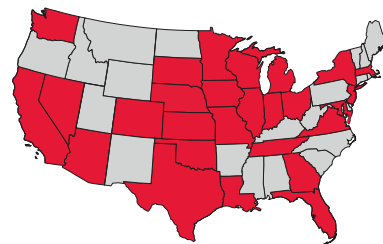
## 2016 SEASON NOTEBOOK

### SCHEDULE NOTES

- The Big Ten Conference moved to a nine-game conference schedule in 2016. Nebraska and the other six members of the Big Ten West Division played four home games and five road games.
- The Huskers' game at Indiana was Nebraska's first conference matchup with the Hoosiers. Nebraska's meeting with Maryland last week was the first-ever matchup between the teams.
- The Huskers' non-conference schedule was highlighted by the start of a home-and-home series with Oregon. Nebraska will make a return trip to Eugene in the 2017 season. The two meetings are the first between the schools since Oregon played in Lincoln in both 1985 and 1986.
- Nebraska will play seven games against teams that played in a bowl game last season, including New Year's Six participants Iowa (Rose) and Ohio State (Fiesta). The Big Ten Championship Game is scheduled for Saturday, Dec. 3, at Lucas Oil Stadium in Indianapolis.

### COACHING STAFF NOTES

- The Nebraska coaching staff has one new full-time face for the 2016 season, but it is a familiar one to Husker fans. Mike Riley hired John Parrella as the Huskers' defensive line coach in February. A former Nebraska and NFL standout, Parrella returned to his alma mater after two seasons on the defensive staff at Northern Michigan.
- Parrella was an All-Big Eight defensive tackle for Nebraska and played 12 seasons in the NFL, including appearances in three Super Bowls.
- Defensive coordinator Mark Banker did not coach a position in his first year at Nebraska in 2015. This fall, Banker is coaching the Huskers' safeties, allowing Brian Stewart to focus solely on the cornerbacks.
- The Husker full-time coaching staff has numerous ties to the National Football League, led by Coach Riley. The Huskers have also added new faces in support roles with links to the NFL. Former St. Louis Rams General Manager Billy Devaney is the Huskers' Executive Director of Player Personnel and Special Assistant to the Head Coach. Roman Sapolu is in his second season as a graduate assistant with the program and is the son of Jesse Sapolu a member of four World Championship teams with the San Francisco 49ers. Chase Haslett is an offensive assistant in 2016 and is the son of long-time NFL coach Jim Haslett. James Rodgers, who played under Mike Riley at Oregon State, spent time in the NFL with the Atlanta Falcons. Rodgers has joined the program as a personnel assistant.



### ROSTER NOTES

- Nebraska has a long history of attracting players from all parts of the United States, and the 2016 roster is no different. Nebraska has players from 27 states and Canada on its 136-player roster.
- The Huskers have 56 homegrown Nebraska players on the 2016 roster.
- The roster includes seven additional states with at least five players. Nebraska has 10 players from California, eight each from Florida, Louisiana, Missouri and Texas, and five each from Colorado and Illinois.
- Nebraska's 2016 signing class featured 21 players from 14 states, including multiple signees from California (4), Nebraska, Colorado and Missouri (2).

### ACADEMIC NOTES

- Three Huskers are playing this season as graduate students. **Alonzo Moore** (August, 2016), **Michael Rose-Ivey** (August, 2016), and **Corey Whitaker** (August, 2016) have all earned their degrees. In addition, punter **Sam Foltz** (May, 2016) had earned his college degree before his passing in July.
- Nineteen additional members of the senior class are expected to pick up their undergraduate degrees in December.
- Nebraska posted a football Graduation Success Rate of 86 percent in 2016 to rank second in the Big Ten. Nebraska's GSR is the 10th-best among all FBS schools.
- Husker football players have combined for 107 CoSIDA Academic All-America awards. Nebraska football has produced more academic All-Americans than any other sport in NCAA history, while Nebraska leads the nation with 325 academic All-Americans across all sports.
- Three Huskers were named to the Academic All-District 7 team on Nov. 3. Junior linebacker **Chris Weber**, sophomore defensive tackle **Mick Stoltenberg** and senior defensive tackle **Logan Rath** were each named to the all-district team, placing them on the ballot for Academic All-America honors. Weber earned all-district accolades for the second consecutive season.

**THE MIKE RILEY FILE****HEAD COACHING RECORD**

- Overall: 173-164 (25th season)
- College: 108-89 (16th season)
- Nebraska: 15-9 (Second season)

**FAMILY**

- Wife: Dee
- Children: Matthew, Kate
- Grandchildren: Elijah Jo

**COACHING NUMBERS**

- 42 Years of Coaching Experience
- 25 Years as a Head Coach
- 16 Years as a Collegiate Head Coach
- 9 Years as a Professional Head Coach
- 3 Years as an NFL Head Coach
- 17 Years as an Assistant Coach
- 13 Years as a Collegiate Assistant Coach
- 4 Years as a Professional Assistant Coach
- 1 Year as an NFL Assistant Coach

**HEAD COACHING EXPERIENCE****NEBRASKA**

- 2015-present (2nd season; 15-9 record)

**OREGON STATE**

- 2003-14 (12 seasons; 85-66 record)
- 1997-98 (2 seasons; 8-14 record)
- 14 overall seasons; 93-80 record)
- 6-2 record in eight bowl games
- 2008 Pac-10 Coach of the Year

**SAN DIEGO CHARGERS**

- 1999-2001 (3 seasons; 14-34 record)

**SAN ANTONIO RIDERS (WLAFL)**

- 1991-92 (2 seasons; 11-9 record)

**WINNIPEG BLUE BOMBERS (CFL)**

- 1987-90 (4 seasons; 40-32 record)
- 2 Grey Cup Championships (1987, 1990)

**ASSISTANT COACH EXPERIENCE****NEW ORLEANS SAINTS**

- Assistant Head Coach (2002)

**USC**

- Assistant Head Coach/  
Offensive Coordinator (1993-96)

**NORTHERN COLORADO**

- Defensive Coordinator (1986)

**WINNIPEG BLUE BOMBERS (CFL)**

- Assistant Coach (1983-85)

**LINFIELD COLLEGE**

- Defensive Coordinator (1977-82)
- NAIA National Championship (1982)

**WHITWORTH COLLEGE**

- Graduate Assistant (1976)

**CALIFORNIA**

- Graduate Assistant (1975)

**PLAYING EXPERIENCE**

- Alabama (CB)
- National Championship (1973)

**N HEAD COACH  
MIKE RILEY**

The 2016 season is the second at Nebraska for Mike Riley, who boasts 42 years of coaching experience at the collegiate or professional level, the second-most of any FBS head coach. Riley's 25 years of head coaching experience are also tied for the second most among all FBS head coaches.

**OVERALL COACHING EXPERIENCE\***

Nick Saban (Alabama)	44 Years
Mike Riley (Nebraska)	42 Years
Bill Snyder (Kansas State)	41 Years
Rocky Long (San Diego State)	41 Years

**HEAD COACHING EXPERIENCE**

Brian Kelly (Notre Dame)	27 Years
Mike Riley (Nebraska)	25 Years
Bill Snyder (Kansas State)	25 Years
Three Others with	23 Years

**PRO HEAD COACHING EXPERIENCE**

Lovie Smith (Illinois)	11 Years
Mike Riley (Nebraska)	9 Years
Jim Harbaugh (Michigan)	4 Years
Jim Mora Jr. (UCLA)	4 Years

**NFL HEAD COACHING EXPERIENCE**

Lovie Smith (Illinois)	11 Years
Jim Harbaugh (Michigan)	4 Years
Jim Mora Jr. (UCLA)	4 Years
Mike Riley (Nebraska)	3 Years

\*College and professional experience only

**CHAMPIONSHIP PEDIGREE**

- Riley is the only head coach in college football to win a professional title as a head coach
- Riley has won championships at the NAIA, NCAA FBS and professional levels.
- Riley was a cornerback on Alabama's 1973 national championship team.
- In 1982, Riley was the defensive coordinator for Linfield College, which went 12-0 and won the NAIA national championship.
- Riley won two Grey Cup titles in his four seasons with the Winnipeg Blue Bombers in the Canadian Football League.
- In his first season as a head coach at any level, Riley led Winnipeg to the 1987 Grey Cup title.
- Riley won his first Grey Cup at the age of 33, making him the third-youngest head coach ever to win a professional title (CFL, NFL, NFL Europe, UFL, USFL, WFL, WLAFL, XFL).
- Since the NFL-AFL merger in 1970, Riley is the youngest head coach to win a championship in any professional league.
- Riley and Hugh Campbell of the Edmonton Eskimos (CFL) are the only two head coaches in the Super Bowl era to win two professional titles before the age of 40.

**PROVEN WINNER**

- Riley has 108 career college victories, all at Power Five Schools
- Riley won 93 games at Oregon State, making him the winningest coach in Beaver history.
- Riley ended his tenure at OSU ranked 11th in Pac-12 history with 58 conference wins.
- Riley is one of nine active FBS head coaches with 100 wins at Power Five Schools.
- Riley owns a 7-2 record in bowl games, including a win over UCLA in the 2015 Foster Farms Bowl.
- Riley's .778 bowl winning percentage ranks fifth in NCAA history among coaches who appeared in at least eight bowl games.
- Riley is 1 of 6 coaches in NCAA history to win his first five bowl games.
- Riley is 1 of 12 coaches in NCAA history to win five consecutive bowl games.
- In 16 seasons as a college head coach, Riley has led his teams to 16 wins over ranked opponents, including six wins over top-10 teams and three wins over top-three foes.
- Riley coached two Biletnikoff Award winners at Oregon State, and is the only active FBS coach to have two players win the award.



## DEFENSIVE ASSISTANTS



**MARK BANKER**  
DEFENSIVE COORDINATOR/  
SAFETIES

- 38 Years of Experience
- 30 Years as Def. Coordinator
- 3 Years of NFL Experience

• Game Day: Field

### HIGHLIGHTS

- NU ranked ninth nationally in rush defense in 2015; OSU led nation in that category in 2007
- Top-10 total defense rankings in 2003 & 2007
- Coordinated a San Diego Charger defense to a No. 11 NFL total defense ranking in 2001



**TRENT BRAY**  
LINEBACKERS

- 8 Years of Experience
- 8 Years at Power Five School
- 1 Year Playing in NFL Europe
- Game Day: Field

### HIGHLIGHTS

- Helped Nebraska freshman Dedrick Young set an NU record for tackles by a true frosh last season with 61 tackles
- Coached in four bowl games past five years
- Ranks among top 10 tacklers in OSU history



**JOHN PARRELLA**  
DEFENSIVE LINE

- 9 Years of Experience
- 4 Years of College Experience
- 12 Years of Playing in NFL
- Game Day: Field

### HIGHLIGHTS

- Helped Chabot JC to a conference title in 2013
- Started the varsity program at Valley Christian High in California and led team to playoffs
- Had all-conference playing career at Nebraska and played 12 seasons in NFL



**BRIAN STEWART**  
CORNERBACKS

- 25 Years of Experience
- 8 Years of NFL Experience
- 7 Years as Def. Coordinator
- Game Day: Press Box

### HIGHLIGHTS

- Helped Houston to a 13-1 record in 2011
- Coached 14 Pro Bowlers in eight NFL seasons
- Coordinated Dallas Cowboys defenses that led NFL in sacks in 2007 and 2008

## SPECIAL TEAMS COORDINATOR



**BRUCE READ**  
SPECIAL TEAMS COORDINATOR

- 32 Years of Experience
- 13 Years at Power Five School
- 7 Years of NFL Experience
- Game Day: Field

### HIGHLIGHTS

- Coached all-conference punter and kicker in first season at Nebraska
- Led Alexis Serna to 2005 Lou Groza Award
- San Diego Chargers special teams ranked in top six in NFL twice in Read's three seasons

## OFFENSIVE ASSISTANTS



**DANNY LANGSDORF**  
OFFENSIVE COORDINATOR/  
QUARTERBACKS

- 21 Years of Experience
- 13 Years as Off. Coordinator
- 4 Years of NFL Experience

• Game Day: Press Box

### HIGHLIGHTS

- Helped Nebraska rank in top three in Big Ten in passing, scoring and total offense in 2015
- Eli Manning career-high completion rate in 2014
- Sean Mannion set Pac-12 career passing record



**MIKE CAVANAUGH**  
OFFENSIVE LINE

- 31 Years of Experience
- 6 Years as Off. Coordinator
- 2 Years of NFL Experience
- Game Day: Field

### HIGHLIGHTS

- Coached 24 all-conference linemen in past 11 years
- OSU set a then-Pac-12 passing record in 2013
- Helped Hawaii rank in the top 10 nationally in total offense three times in six seasons



**REGGIE DAVIS**  
RUNNING BACKS

- 13 Years of Experience
- 4 Years of NFL Experience
- 2 Years Playing in NFL
- Game Day: Field

### HIGHLIGHTS

- Coached in three NFC Championship Games
- Coached All-Pro TE Vernon Davis for three years
- Helped OSU RB Jacquizz Rodgers become first freshman to be Pac-10 Offensive MVP



**KEITH WILLIAMS**  
WIDE RECEIVERS

- 17 Years of Experience
- 4 Years as Off. Coordinator
- 1 Year Playing in NFL
- Game Day: Field

### HIGHLIGHTS

- Eight former wideouts played in NFL in 2015
- NU receivers combined for 192 catches, 23 TD and 2,774 yards in 2015
- Coached San Jose State's Edell Shepherd to school-record 1,500 receiving yards in 2001

## ADDITIONAL FOOTBALL STAFF

- **Associate A.D./Football:** Dan Van De Riet
- **Exec. Director Player Personnel:** Billy Devaney
- **Director of Player Personnel:** Ryan Gunderson
- **Offensive GA:** Tavita Thompson (Tight Ends)
- **Offensive GA:** Hardie Buck (Receivers)
- **Offensive GA:** Roman Sapolu (Offensive Line)
- **Defensive GA:** Blair Tushaus (Defensive Line)
- **Head Football Strength Coach:** Mark Philipp
- **Head Football Athletic Trainer:** Mark Mayer
- **Head Equipment Manager:** Jay Terry
- **Director of Video:** Tate Guillotte

## HUSKER COACHING NUMBERS

# 4

Mike Riley is 1 of 4 FBS coaches with at least three seasons of NFL head coaching experience. Riley is 1 of 6 FBS coaches who has been an NFL head coach (UCLA's Jim Mora Jr., Michigan's Jim Harbaugh, Louisville's Bobby Petrino, Alabama's Nick Saban, Illinois' Lovie Smith).

# 5

Mike Riley ranks fifth in NCAA history with a .778 winning percentage in bowl games. One of only six coaches in NCAA history to win his first five bowl games, Riley is 7-2 in bowl games including a win over UCLA in the 2015 Foster Farms Bowl.

# 9

Nine coaches boast NFL experience, including Mike Riley as a head coach, Mark Banker and Brian Stewart as defensive coordinators and Bruce Read as a special teams coordinator.

# 9

Mike Riley owns nine years of experience as a professional head coach, the second-most of any FBS coach. In addition to the NFL, Riley led teams in the Canadian Football League and the World League of American Football, the predecessor to NFL Europe.

# 25

Mike Riley owns 25 years of head coaching experience at the collegiate or professional level, the second most among FBS head coaches.

# 33

The NU coaching staff has combined for 33 seasons of coaching experience in the NFL

# 42

Mike Riley's 42 years of coaching experience at the collegiate or professional level rank second among FBS head coaches. Alabama's Nick Saban (44 years) is the only coach ahead of Riley on that list.

# 65

Nebraska's 10 full-time coaches have been a part of 65 bowl teams during their collegiate coaching careers.

# 231

The Husker coaching staff has a combined 231 years of coaching experience at the collegiate or professional level.

## THE IOWA HAWKEYES AT A GLANCE

- Iowa is playing its fourth top-20 opponent in its past five games.
- Three of the Hawkeyes' four losses are by eight or fewer points.
- The Hawkeyes are 3-3 at home this season, and Iowa has had only one losing home season since 2001.
- Iowa has scored 14 or fewer points in five of its eight Big Ten games.
- Iowa has allowed 17 or fewer points four times in conference play.
- The Hawkeyes have allowed only three points in their last six quarters.

## THREE HAWKEYES TO WATCH

### QB C.J. Beathard

- Has thrown twice as many touchdown passes (14) as interceptions (7).
- Owns a 21-4 regular-season record as Iowa's starting quarterback.
- Was limited to 9-of-16 passing for 97 yards last year at Nebraska.

### DB Desmond King

- Is a semifinalist for the Jim Thorpe Award, Chuck Bednarik Award and Lott Trophy.
- Leads Iowa with seven pass breakups and is tied for team lead with two interceptions.
- As a returner, leads the Big Ten in kickoff return average (27.3) and combined kick return yards (801) and is second in punt return average (8.7).

### RB Akrum Wadley

- Ranks eighth in the Big Ten with 861 rushing yards, despite ranking second on the team in carries to LeShun Daniels.
- Leads the Big Ten and is 24th nationally in yards per carry (6.4).
- Is also Iowa's second-leading receiver with 30 receptions for 275 yards and three touchdowns.

## SERIES HISTORY

- Nebraska leads the all-time series, 29-14-3.
- The Huskers are 3-2 against the Hawkeyes in Big Ten play.
- Since becoming conference foes in 2011, the teams have played for the Heroes Trophy, which Iowa currently holds after last year's 28-20 win.
- Nebraska leads the series, 10-6, in Iowa City and has won three straight.
- The road team has won four straight in the series.

## ABOUT IOWA FOOTBALL

- Iowa owns an all-time record of 632-547-39 in 128 seasons.
- The Hawkeyes claim four national titles (1921, 1956, 1958, 1960).
- Iowa has won 11 Big Ten championships, most recently in 2004.
- Iowa has been to 29 bowl games (14-14-1 record).



## IOWA HEAD COACH KIRK FERENTZ

- 18th Season
- 134-91 at Iowa
- 21st Career Season
- 146-112 Career Record
- 2-5 vs. Nebraska (career)
- 2-5 vs. Nebraska (at Iowa)

## IOWA STATISTICAL LEADERS

RUSHING	ATT.	YDS	YPC	TD
Akrum Wadley	135	861	6.4	9
LeShun Daniels	169	855	5.1	8
Jerminic Smith	3	63	21.0	0
Toks Akinribade	15	31	2.1	0
Matt Vandenberg	1	25	25.0	0

PASSING	CMP-ATT-INT	PCT.	YDS	TD
C.J. Beathard	153-263-7	58.2	1,730	14
Nathan Stanley	5-8-0	62.5	62	0

RECEIVING	REC.	YDS	YPC	TD
Riley McCarron	36	393	11.1	3
Akrum Wadley	30	275	9.2	3
Jerminic Smith	23	314	13.7	2
George Kittle	19	289	15.2	2
Matt Vandenberg	19	284	14.9	3

TACKLES	SOLO	TOTAL	TFL	SACKS
Josey Jewell	47	105	5.0	0.5
Bo Bower	37	79	0.5	0.0
Brandon Snyder	44	73	3.0	0.0
Ben Niemann	33	63	2.0	0.0
Desmond King	36	52	2.5	0.0

PUNTING	NO.	YDS	AVG.	LONG
Ron Coluzzi	63	2,599	41.3	58

FIELD GOALS	MADE	ATT	PCT.	LONG
Keith Duncan	8	9	88.9	41
Miguel Recinos	1	3	33.3	47



9-2  
(6-2 BIG TEN)

- 1 Fresno St. W, 43-10
- 2 Wyoming W, 52-17
- 3 #22 Oregon W, 35-32
- 4 @ Northwestern W, 24-13
- 5 Illinois W, 31-16
- 6 BYE WEEK
- 7 @ Indiana W, 27-22
- 8 Purdue W, 27-14
- 9 @ #11 Wisconsin L, 17-23 (ot)
- 10 @ #6 Ohio St. L, 3-62
- 11 Minnesota W, 24-17
- 12 Maryland W, 28-7
- 13 @ Iowa

TOTAL	BIG TEN	NAT.	CATEGORY (PER GAME)	TOTAL	BIG TEN	NAT.
186.2	7th	56th	Rushing Offense	163.5	9th	79th
215.3	8th	85th	Passing Offense	162.9	12th	113th
401.5	6th	73rd	Total Offense	326.5	12th	121st
28.3	5th	70th	Scoring Offense	25.5	8th	87th
129.8	5th	25th	Rushing Defense	158.9	8th	50th
115.93	4th	26th	Pass Efficiency Defense	118.02	5th	30th
215.5	9th	51st	Pass Defense	206.3	8th	39th
345.4	4th	21st	Total Defense	365.2	8th	31st
21.2	5th	22nd	Scoring Defense	18.6	4th	15th
33.4	13th	124th	Net Punting	38.3	3rd	47th
8.0	3rd	58th	Punt Returns	12.0	2nd	14th
22.2	5th	42nd	Kickoff Returns	25.2	1st	11th
18	5th	51st	Turnovers Gained	16	8th	74th
13	5th	25th	Turnovers Lost	9	3rd	6th
+0.5	6th	28th	Turnover Margin	+0.6	4th	19th
2.2	6th	57th	Sacks	2.2	6th	57th
0.9	1st	5th	Sacks Allowed	2.5	12th	92nd
47%	2nd	19th	3rd-Down Offense	34%	11th	113th
38%	8th	48th	3rd-Down Defense	35%	5th	28th



7-4  
(5-3 BIG TEN)

- 1 Miami (Ohio) W, 45-21
- 2 Iowa St. W, 42-3
- 3 North Dakota St. L, 21-23
- 4 @ Rutgers W, 14-7
- 5 Northwestern L, 31-38
- 6 @ Minnesota W, 14-7
- 7 @ Purdue W, 49-35
- 8 #10 Wisconsin L, 9-17
- 9 BYE WEEK
- 10 @ #12 Penn St. L, 14-41
- 11 #2 Michigan W, 14-13
- 12 @ Illinois W, 28-0
- 13 Nebraska

# NEBRASKA DEPTH CHART-IOWA

OFFENSE	DEFENSE	SPECIAL TEAMS
<b>WIDE RECEIVER (Z)</b> 15 De'Mornay Pierson-El, 5-9, 185, Jr. <b>-or-</b> 82 Alonzo Moore, 6-2, 195, Sr.  <b>LEFT TACKLE</b> 68 Nick Gates, 6-5, 290, So. 65 Christian Gaylord, 6-6, 300, RFr.  <b>LEFT GUARD</b> 67 Jerald Foster, 6-3, 310, So. 73 Sam Hahn, 6-7, 300, Sr.  <b>CENTER</b> 66 Dylan Utter, 6-1, 295, Sr. 79 Michael Decker, 6-4, 285, RFr.  <b>RIGHT GUARD</b> 63 Tanner Farmer, 6-4, 295, So. 58 Corey Whitaker, 6-5, 295, Sr.  <b>RIGHT TACKLE</b> 62 Cole Conrad, 6-5, 305, So. 77 David Knevel, 6-9, 315, Jr.  <b>TIGHT END</b> 11 Cethan Carter, 6-4, 240, Sr. 84 Sam Cotton, 6-5, 250, Sr. 42 Trey Foster, 6-2, 250, Sr. 88 Tyler Hoppes, 6-4, 240, Jr. 89 Connor Ketter, 6-5, 245, Jr.  <b>WIDE RECEIVER (R)</b> 1 Jordan Westerkamp, 6-0, 200, Sr. 87 Brandon Reilly, 6-2, 200, Sr. 81 Gabe Rahn, 6-1, 195, Jr.  <b>WIDE RECEIVER (X)</b> 8 Stanley Morgan Jr., 6-1, 200, So. <b>-or-</b> 87 Brandon Reilly, 6-2, 200, Sr. 83 Bryan Reimers, 6-5, 210, So.  <b>QUARTERBACK</b> 4 Tommy Armstrong Jr., 6-1, 220, Sr. 17 Ryker Fyfe, 6-3, 215, Sr. 2 Zack Darlington, 6-2, 195, So.  <b>I-BACK</b> 34 Terrell Newby, 5-10, 200, Sr. 22 Devine Ozigbo, 6-0, 230, So. 21 Mikale Wilbon, 5-9, 195, So. 18 Tre Bryant, 5-11, 200, Fr.  <b>FULLBACK</b> 41 Luke McNitt, 6-2, 240, Jr. 38 Harrison Jordan, 5-10, 230, Jr. 29 Graham Nabity, 6-1, 210, Sr.	<b>DEFENSIVE END</b> 88 Ross Dzuris, 6-3, 255, Sr. 22 Alex Davis, 6-5, 255, RFr. 9 DaiShon Neal, 6-7, 270, RFr.  <b>DEFENSIVE TACKLE</b> 44 Mick Stoltenberg, 6-5, 290, So. 96 Carlos Davis, 6-2, 295, RFr. 97 Logan Rath, 6-4, 280, Sr.  <b>DEFENSIVE TACKLE</b> 55 Kevin Maurice, 6-3, 300, Sr. 94 Khalil Davis, 6-2, 290, RFr. 99 Peyton Newell, 6-3, 290, So.  <b>DEFENSIVE END</b> 91 Freedom Akinmoladun, 6-4, 255, So. 45 A.J. Natter, 6-5, 260, Jr. 17 Sedrick King, 6-4, 250, So.  <b>SAM LINEBACKER</b> 15 Michael Rose-Ivey, 6-0, 230, Sr. 3 Marcus Newby, 6-1, 235, Jr. 12 Luke Gifford, 6-3, 230, So.  <b>MIKE LINEBACKER</b> 52 Josh Banderas, 6-3, 240, Sr. 49 Chris Weber, 6-3, 230, Jr.  <b>WILL LINEBACKER</b> 5 Dedrick Young, 6-1, 220, So. 7 Mohamed Barry, 6-1, 220, RFr. 56 Brad Simpson, 6-0, 230, Sr.  <b>CORNERBACK</b> 10 Joshua Kalu, 6-1, 190, Jr. 1 Lamar Jackson, 6-3, 195, Fr. 11 Boaz Joseph, 6-1, 190, Jr.  <b>SAFETY</b> 26 Kieron Williams, 6-1, 195, Jr. <b>-or-</b> 24 Aaron Williams, 5-11, 185, So. 4 Avery Anderson, 6-0, 185, RFr.  <b>SAFETY</b> 25 Nathan Gerry, 6-2, 220, Sr. 16 Antonio Reed, 6-2, 220, So. 13 JoJo Domann, 6-1, 205, Fr.  <b>CORNERBACK</b> 8 Chris Jones, 6-0, 185, Jr. 6 Eric Lee Jr., 6-0, 190, RFr.	<b>PLACE-KICKER</b> 34 Drew Brown, 5-11, 195, Jr. 95 Spencer Lindsay, 5-9, 210, Sr.  <b>PUNTER</b> 35 Caleb Lightbourn, 6-3, 220, Fr. 98 Isaac Armstrong, 5-11, 195, RFr.  <b>LONG SNAPPER</b> 54 Jordan Ober, 6-1, 205, So. 92 Chase Urbach, 6-3, 200, RFr.  <b>HOLDER</b> 2 Zack Darlington, 6-2, 195, So.  <b>KICKOFF RETURNER</b> 18 Tre Bryant, 5-11, 200, Fr. 39 Jordan Nelson, 5-8, 180, Sr.  <b>PUNT RETURNER</b> 15 De'Mornay Pierson-El, 5-9, 185, Jr. 1 Jordan Westerkamp, 6-0, 200, Sr.
<b>INJURED</b>		
<b>OFFENSIVE CAREER STARTS</b> Tommy Armstrong Jr., Sr., QB .....43 Cethan Carter, Sr., TE .....33 Dylan Utter, Sr., C .....25 Sam Cotton, Sr., TE .....21 Nick Gates, So., OT .....21 Alonzo Moore, Sr., WR .....18 Terrell Newby, Sr., IB .....18 Jordan Westerkamp, Sr., WR .....16 De'Mornay Pierson-El, Jr., WR .....12 Brandon Reilly, Sr., WR .....11 Stanley Morgan Jr., So., WR .....10 Tanner Farmer, Soph., OG .....9 Sam Hahn, Sr., OG .....9 David Knevel, Jr., OT .....8 Trey Foster, Sr., TE .....3 Cole Conrad, Soph., OT .....3 Luke McNitt, Jr., FB .....2 Corey Whitaker, Sr., OG .....2 Jerald Foster, So., OG .....2 Ryker Fyfe, Sr., QB .....2 Devine Ozigbo, Soph., IB .....1 Bryan Reimers, Soph., WR .....1	<b>DEFENSIVE CAREER STARTS</b> Nathan Gerry, Sr., S .....39 Josh Banderas, Sr., LB .....29 Joshua Kalu, Jr., CB .....25 Dedrick Young, So., LB .....19 Chris Jones, Jr., CB .....18 Michael Rose-Ivey, Sr., LB .....16 Ross Dzuris, Sr., DE .....15 Freedom Akinmoladun, So., DE .....15 Aaron Williams, So., S .....12 Kevin Maurice, Sr., DT .....12 Marcus Newby, Jr., LB .....9 Kieron Williams, Jr., S .....9 Mick Stoltenberg, Soph., DT .....7 Chris Weber, Jr., LB .....4 Carlos Davis, RFr., DT .....4	<b>SPECIAL TEAMS CAREER STARTS</b> Drew Brown, Jr., PK .....37 Jordan Ober, So., LS .....24 Caleb Lightbourn, Fr., P .....10



## HUSKER NUMERICAL ROSTER

NO.	NAME	POS.
1	Lamar Jackson	DB
1	Jordan Westerkamp	WR
2	Tony Butler	DB
2	Zack Darlington	WR
3	Lavan Alston Jr.	WR
3	Marcus Newby	LB
4	Avery Anderson	S
4	Tommy Armstrong Jr.	QB
5	Dedrick Young II	LB
6	Eric Lee Jr.	CB
7	Mohamed Barry	LB
8	Chris Jones	CB
8	Stanley Morgan Jr.	WR
9	DaiShon Neal	DE
9	Keyan Williams	WR
10	Joshua Kalu	CB
10	JD Spielman	WR
11	Cethan Carter	TE
11	Boaz Joseph	CB
12	Luke Gifford	LB
12	Patrick O'Brien	QB
13	JoJo Domann	DB
13	Tanner Lee	QB
15	De'Mornay Pierson-El	WR
15	Michael Rose-Ivey	LB
16	Antonio Reed	S
17	Ryker Fyfe	QB
17	Sedrick King	DE
18	Tre Bryant	IB
19	Marquel Dismuke	DB
21	Mikale Wilbon	IB
22	Alex Davis	DE
22	Devine Ozigbo	IB
23	Dicaprio Bootle	DB
23	Austin Rose	IB
24	Sean Lambert	RB
24	Aaron Williams	S
25	Nathan Gerry	S
26	Thomas Connely	LB
26	Brady Pelzer	WR
26	Jamie Sutcliffe	PK
26	Kieron Williams	S
27	Sam Foltz	P
28	Adam Taylor	IB
28	Eli Sullivan	DB
29	Nolan Graham	DB
29	Graham Nabity	FB
30	Quayshon Alexander	LB
30	Bo Kitrell	FB
31	Greg Simmons	LB
31	Conor Young	WR
32	Tanner Hass	RB
32	Pernell Jefferson	LB
33	Christian Bailey	WR
33	Tanner Zlab	DB
34	Drew Brown	PK
34	Terrell Newby	IB
35	Caleb Lightbourn	P/PK
35	Jeremiah Stovall	DB
36	Spencer Jordan	FB
36	Reid Karel	DB
37	Wyatt Mazour	IB
38	Harrison Jordan	FB
39	Donovan McDonald	WR
39	Jordan Nelson	IB
40	Ty Betka	WR
40	Grant Jordan	LB
41	Noah Johnson	IB
41	Luke McNitt	FB
42	Trey Foster	TE
43	Tyrin Ferguson	LB
43	Todd Honas	WR
44	Mitch McCann	FB
44	Mick Stoltenberg	DL
45	A.J. Natter	DE
45	Ty Chaffin	WR

## 2016 NEBRASKA CORNHUSKER ALPHABETICAL ROSTER

NO.	NAME	POS.	HT.	WT.	YR.	HOMETOWN (HIGH SCHOOL/COLLEGE)
91	* Akinmoladun, Freedom	DE	6-4	255	So.	Grandview, Mo. (Grandview)
30	Alexander, Quayshon	LB	6-3	235	Fr.	Prospect Park, N.J. (De Paul Catholic)
3	Alston Jr., Lavan	WR	6-0	175	RFr.	Oxnard, Calif. (St. Bonaventure)
4	Anderson, Avery	S	6-0	185	RFr.	Surprise, Ariz. (Pine Creek, Colorado Springs, Colo.)
75	Anderson, Fyn	DL	6-3	260	RFr.	Lincoln, Neb. (Southeast)
98	Armstrong, Isaac	P	5-11	195	RFr.	Lincoln, Neb. (Kearney/Southwest)
4	*** Armstrong Jr., Tommy	QB	6-1	220	Sr.	Cibola, Texas (Steele)
33	** Bailey, Christian	WR	6-0	205	Jr.	San Clemente, Calif. (San Clemente)
52	*** Banderas, Josh	LB	6-3	240	Sr.	Lincoln, Neb. (Southwest)
74	Barnett, Jalin	OL	6-4	310	RFr.	Lawton, Okla. (Lawton)
7	Barry, Mohamed	LB	6-1	220	RFr.	Grayson, Ga. (Grayson)
40	Betka, Ty	WR	5-7	165	Sr.	Superior, Neb. (Superior/Drake)
23	Bootle, Dicaprio	DB	5-10	180	Fr.	Miami, Fla. (Southridge)
53	Boryca, Alex	LB	6-2	220	So.	Cozad, Neb. (Cozad)
61	Brokop, Bryan	OL	6-5	275	Fr.	New Lenox, Ill. (Lincoln-Way West)
34	** Brown, Drew	PK	5-11	195	Jr.	Southlake, Texas (Southlake Carroll)
51	Brugmann, Jared	LB	6-2	235	RFr.	Gretna, Neb. (Gretna)
18	Bryant, Tre	IB	5-11	200	Fr.	St. Louis, Mo. (Christian Brothers College)
2	Butler, Tony	DB	6-2	195	Fr.	Lakewood, Ohio (St. Edward)
11	*** Carter, Cethan	TE	6-4	240	Sr.	New Orleans, La. (Archbishop Rummel)
45	Chaffin, Ty	WR	6-5	200	Fr.	Burwell, Neb. (Burwell)
80	Classen, Brett	WR	6-2	205	Jr.	Medina, Minn. (Wayzata/Winona State)
59	Cleveland, Brody	LB	6-2	225	RFr.	Ogallala, Neb. (Ogallala)
26	Connely, Thomas	LB	5-11	220	So.	Kearney, Neb. (Kearney Catholic)
62	Conrad, Cole	OL	6-5	305	So.	Fremont, Neb. (Archbishop Bergan)
84	*** Cotton, Sam	TE	6-5	250	Sr.	Lincoln, Neb. (Southeast)
2	Darlington, Zack	WR	6-2	195	So.	Apopka, Fla. (Apopka)
22	Davis, Alex	DE	6-5	255	RFr.	Riviera Beach, Fla. (Dwyer)
96	Davis, Carlos	DT	6-2	295	RFr.	Blue Springs, Mo. (Blue Springs)
94	Davis, Khalil	DT	6-2	290	RFr.	Blue Springs, Mo. (Blue Springs)
79	Decker, Michael	OL	6-4	285	RFr.	Omaha, Neb. (North)
19	Dismuke, Marquel	DB	6-2	180	Fr.	Compton, Calif. (Calabasas)
13	Domann, JoJo	DB	6-1	205	Fr.	Colorado Springs, Colo. (Pine Creek)
88	* Dzuris, Ross	DE	6-3	255	Sr.	Plattsmouth, Neb. (Plattsmouth)
83	Engelhaupt, David	TE	6-3	230	Fr.	Norfolk, Neb. (Norfolk Catholic)
48	Evans, Erik	DE	6-3	255	Jr.	Waverly, Neb. (Waverly)
63	Farmer, Tanner	OL	6-4	295	So.	Highland, Ill. (Highland)
71	Farniok, Matt	OL	6-6	300	Fr.	Sioux Falls, S.D. (Washington)
43	* Ferguson, Tyrin	LB	6-2	225	So.	New Orleans, La. (Edna Karr)
27	*** Foltz, Sam	P	6-2	205	Sr.	Greeley, Neb. (Grand Island)
67	* Foster, Jerald	OL	6-3	310	So.	Lincoln, Neb. (Southeast)
42	*** Foster, Trey	TE	6-2	250	Sr.	Lincoln, Neb. (Southeast)
17	* Fyfe, Ryker	QB	6-3	215	Sr.	Grand Island, Neb. (Grand Island)
68	* Gates, Nick	OL	6-5	290	So.	Las Vegas, Nev. (Bishop Gorman)
65	Gaylord, Christian	OL	6-6	300	RFr.	Baldwin City, Kan. (Baldwin City)
25	*** Gerry, Nathan	S	6-2	220	Sr.	Sioux Falls, S.D. (Washington)
12	* Gifford, Luke	LB	6-3	230	So.	Lincoln, Neb. (Southeast)
29	Graham, Nolan	DB	5-11	200	So.	Firth, Neb. (Norris)
73	* Hahn, Sam	OL	6-7	300	Sr.	DeWitt, Neb. (Tri-County/North Dakota State)
54	Hamik, Creighton	LB	6-3	210	Fr.	Kearney, Neb. (Kearney Catholic)
72	* Hannon, Zach	OL	6-5	315	Jr.	Kansas City, Mo. (Rockhurst)
32	Hass, Tanner	RB	6-0	195	Fr.	West Point, Neb. (Guardian Angels)
49	Hemphill, Austin	FB	6-0	220	RFr.	Gretna, Neb. (Gretna)
47	Hohenstein, Branden	TE	6-4	205	Fr.	Jackson, Neb. (Bishop Heelan)
43	Honas, Todd	WR	5-11	200	Fr.	Aurora, Neb. (Aurora)
88	Hoppes, Tyler	TE	6-4	240	Jr.	Lincoln, Neb. (Southwest/Wayne State)
1	Jackson, Lamar	DB	6-3	195	Fr.	Elk Grove, Calif. (Franklin)
47	Jarzynka, Matt	DE	6-4	255	So.	Loup City, Neb. (Loup City)
32	Jefferson, Pernell	LB	6-2	225	Fr.	New Orleans, La. (Warren Easton)
50	Johns, Garret	DL	6-0	285	Sr.	Aurora, Neb. (Aurora)
41	Johnson, Noah	IB	6-0	210	RFr.	Sutton, Neb. (Sutton)
76	Johnson Jr., Dwayne	OL	6-6	300	Jr.	Houston, Texas (Bellaire)
8	** Jones, Chris	CB	6-0	185	Jr.	Jacksonville, Fla. (Sandalwood)
40	Jordan, Grant	LB	6-2	205	Fr.	Omaha, Neb. (Westside)
38	** Jordan, Harrison	FB	5-10	230	Jr.	Omaha, Neb. (Westside)
36	Jordan, Spencer	FB	6-2	215	Fr.	Omaha, Neb. (Westside)
11	** Joseph, Boaz	CB	6-1	190	Jr.	Weston, Fla. (Cypress Bay)
10	** Kalu, Joshua	CB	6-1	190	Jr.	Houston, Texas (Alief Taylor)
36	Karel, Reid	DB	6-3	205	RFr.	Seward, Neb. (Seward)
89	Ketter, Connor	TE	6-5	245	Jr.	Norfolk, Neb. (Norfolk Catholic)
17	King, Sedrick	DE	6-4	250	So.	Plant City, Fla. (Plant City)
30	Kitrell, Bo	FB	6-1	225	So.	Ashland, Neb. (Ashland-Greenwood)
59	Kitten, Jake	OL	6-2	290	Fr.	Santee, Calif. (Santana)
77	** Knevel, David	OL	6-9	315	Jr.	Brantford, Ontario, Canada (Pauline S. Johnson Collegiate)
24	Lambert, Sean	RB	6-0	200	Fr.	Fremont, Neb. (Fremont)
6	Lee Jr., Eric	CB	6-0	190	RFr.	Milton, Mass. (Valor Christian, Colo.)
13	Lee, Tanner	QB	6-4	205	Jr.	Destrehan, La. (Jesuit/Tulane)

35	Lightbourn, Caleb	P/PK	6-3	220	Fr.	Washougal, Wash. (Camas)
95	* Lindsay, Spencer	PK	5-9	210	Sr.	Kearney, Neb. (Kearney)
58	Lopez, Joel	DL	6-2	280	Jr.	Saint Charles, Ill. (Burlington Central)
55	*** Maurice, Kevin	DT	6-3	300	Sr.	Orlando, Fla. (Freedom)
37	Mazour, Wyatt	IB	5-9	190	RFr.	Albion, Neb. (Boone Central)
44	McCann, Mitch	FB	6-0	240	Sr.	Omaha, Neb. (Burke)
39	McDonald, Donovan	WR	5-11	175	RFr.	Montclair, N.J. (Fork Union Military Academy/Montclair)
41	* McNitt, Luke	FB	6-2	240	Jr.	Kearney, Neb. (Kearney/Nebraska-Kearney)
98	Miller, Collin	DE	6-3	235	Fr.	Fishers, Ind. (Hamilton Southeastern)
82	*** Moore, Alonzo	WR	6-2	195	Sr.	Winnfield, La. (Winnfield Senior)
8	* Morgan Jr., Stanley	WR	6-1	200	So.	New Orleans, La. (St. Augustine)
29	** Nabity, Graham	FB	6-1	210	Sr.	Omaha, Neb. (Elkhorn)
45	Natter, A.J.	DE	6-5	260	Jr.	Milton, Wis. (Milton)
9	Neal, DaiShon	DE	6-7	270	RFr.	Houston, Texas (Omaha Central)
39	** Nelson, Jordan	IB	5-8	180	Sr.	Omaha, Neb. (Burke)
3	Newby, Marcus	LB	6-1	235	Jr.	North Potomac, Md. (Quince Orchard)
34	*** Newby, Terrell	IB	5-10	200	Sr.	Los Angeles, Calif. (Chaminade)
99	Newell, Peyton	DT	6-3	290	So.	Hiawatha, Kan. (Hiawatha)
12	O'Brien, Patrick	QB	6-4	230	Fr.	San Juan Capistrano, Calif. (San Juan Hills)
54	* Ober, Jordan	LS	6-1	205	So.	Las Vegas, Nev. (Bishop Gorman)
76	Owen, Dylan	DL	6-5	240	So.	Westchester, N.Y. (Somers/Bridgton Academy)
22	* Ozigbo, Devine	IB	6-0	230	So.	Sachse, Texas (Sachse)
55	Painter, Robby	OL	6-5	300	Sr.	Centennial, Colo. (Grandview)
26	Pelzer, Brady	WR	5-11	185	So.	Bellevue, Neb. (Bellevue East)
15	** Pierson-El, De'Mornay	WR	5-9	185	Jr.	Alexandria, Va. (West Potomac)
81	Rahn, Gabe	WR	6-1	195	Jr.	Le Mars, Iowa (Le Mars)
50	Raridon, John	OL	6-4	275	Fr.	West Des Moines, Iowa (Valley)
97	Rath, Logan	DT	6-4	280	Sr.	Giltner, Neb. (Giltner/South Dakota State)
16	* Reed, Antonio	S	6-2	220	So.	Memphis, Tenn. (Southaven [Miss.])
87	*** Reilly, Brandon	WR	6-2	200	Sr.	Lincoln, Neb. (Southwest)
83	Reimers, Bryan	WR	6-5	210	So.	Lincoln, Neb. (East)
23	Rose, Austin	IB	6-1	225	So.	Lincoln, Neb. (North Star)
15	** Rose-Ivey, Michael	LB	6-0	230	Sr.	Kansas City, Mo. (Rockhurst)
31	Simmons, Greg	LB	6-2	240	Fr.	Fort Pierce, Fla. (Fort Pierce Central)
56	** Simpson, Brad	LB	6-0	230	Sr.	Omaha, Neb. (Ralston)
48	Smith, Ne'Land	WR	6-3	190	Fr.	Blue Springs, Mo. (Blue Springs)
85	Snyder, Matt	TE	6-5	255	RFr.	San Ramon, Calif. (California)
10	Spielman, JD	WR	5-9	180	Fr.	Eden Prairie, Minn. (Eden Prairie)
95	Stille, Ben	DE	6-5	240	Fr.	Ashland, Neb. (Ashland-Greenwood)
86	Stoll, Jack	TE	6-4	235	Fr.	Lone Tree, Colo. (Regis Jesuit)
44	* Stoltenberg, Mick	DL	6-5	290	So.	Gretna, Neb. (Gretna)
35	Stovall, Jeremiah	DB	5-11	175	RFr.	Omaha, Neb. (Creighton Prep)
28	Sullivan, Eli	DB	6-2	190	Fr.	Longmont, Colo. (Longmont)
26	Sutcliffe, Jamie	PK	6-2	190	Sr.	Thousand Oaks, Calif. (Thousand Oaks/Utah/Pierce College)
28	* Taylor, Adam	IB	6-2	210	Jr.	Katy, Texas (Katy)
92	Urbach, Chase	LS	6-3	200	RFr.	Grosse Pointe, Mich. (Grosse Pointe South)
66	** Utter, Dylan	OL	6-1	295	Sr.	Papillion, Neb. (Papillion-La Vista)
49	** Weber, Chris	LB	6-3	230	Jr.	Omaha, Neb. (Elkhorn)
57	Weinmaster, Jacob	LB	6-0	215	RFr.	Loveland, Colo. (Loveland)
1	*** Westerkamp, Jordan	WR	6-0	200	Sr.	Lombard, Ill. (Montini Catholic)
58	* Whitaker, Corey	OL	6-5	295	Sr.	Murrieta, Calif. (Vista Murrieta)
21	* Wilbon, Mikale	IB	5-9	195	So.	Chicago, Ill. (De La Salle Institute)
24	* Williams, Aaron	S	5-11	185	So.	Atlanta, Ga. (Carver)
9	Williams, Keyan	WR	5-10	195	So.	New Orleans, La. (Lusher/Fresno State)
26	** Williams, Kieron	S	6-1	195	Jr.	Shreveport, La. (C.E. Byrd/Air Force Prep)
56	Wilson, Boe	OL	6-3	295	Fr.	Lee's Summit, Mo. (Lee's Summit West)
31	Young, Conor	WR	6-2	170	RFr.	Cozad, Neb. (Cozad)
5	* Young II, Dedrick	LB	6-1	220	So.	Peoria, Ariz. (Centennial)
33	Zlab, Tanner	DB	5-10	195	Sr.	Wilber, Neb. (Wilber-Clatonia)

\*denotes letters earned

## PRONUNCIATION GUIDE

Freedom Akinmoladun ..... ackin-MOLA-dune  
 Quayshon Alexander ..... QUAY-shon  
 Lavan Alston Jr. .... luh-VAN  
 Josh Banderas ..... ban-DARE-us  
 Alex Boryca ..... burr-ITS-kuh  
 Bryan Brokop ..... BRO-kup  
 Cethan Carter ..... SEETH-un  
 Ty Chaffin ..... CHAY-fin  
 Marquel Dismuke ..... mar-KELL dizz-MUKE-ee  
 Ross Dzuris ..... duh-ZUHR-iss  
 Matt Farniok ..... FAR-nee-ock  
 Ryan Freudenburg ..... fried-EN-burg  
 Nathan Gerry ..... GARY  
 Sam Hahn ..... HAWN  
 Todd Honas ..... HO-nuss  
 Tyler Hoppes ..... HOP-iss

Matt Jarzynka ..... Jar-ZINK-uh  
 Boaz Joseph ..... BOSE  
 Joshua Kalu ..... Kuh-loo  
 Reid Karel ..... CARE-ull  
 Bo Kitrell ..... KIT-trull  
 David Knevel ..... NEV-ull  
 Wyatt Mazour ..... MUH-zoo-er  
 Graham Nabity ..... NAB-it-tee  
 DaiShon Neal ..... DAY-shawn  
 Terrell Newby ..... TAIR-ul  
 Devine Ozigbo ..... oh-ZIG-bo  
 Gabe Rahn ..... RAWN  
 Bryan Reimers ..... RHYME-ers  
 Jacob Weinmaster ..... WINE-master  
 Mikale Wilbon ..... MIK-kale  
 Kieron Williams ..... KYE-run  
 Dedrick Young ..... DEAD-rik

47	Branden Hohenstein	TE
47	Matt Jarzynka	DE
48	Erik Evans	DE
48	Ne'Land Smith	WR
49	Austin Hemphill	FB
49	Chris Weber	LB
50	Garret Johns	DL
50	John Raridon	OL
51	Jared Brugmann	LB
52	Josh Banderas	LB
53	Alex Boryca	LB
54	Creighton Hamik	LB
54	Jordan Ober	LS
55	Kevin Maurice	DT
55	Robby Painter	OL
56	Brad Simpson	LB
56	Boe Wilson	OL
57	Jacob Weinmaster	LB
58	Joel Lopez	DL
58	Corey Whitaker	OL
59	Brody Cleveland	LB
59	Jake Kitten	OL
61	Bryan Brokop	OL
62	Cole Conrad	OL
63	Tanner Farmer	OL
65	Christian Gaylord	OL
66	Dylan Utter	OL
67	Jerald Foster	OL
68	Nick Gates	OL
71	Matt Farniok	OL
72	Zach Hannon	OL
73	Sam Hahn	OL
74	Jalin Barnett	OL
75	Fyn Anderson	DL
76	Dwayne Johnson Jr.	OL
76	Dylan Owen	DL
77	David Knevel	OL
79	Michael Decker	OL
80	Brett Classen	WR
81	Gabe Rahn	WR
82	Alonzo Moore	WR
83	David Engelhaupt	TE
83	Bryan Reimers	WR
84	Sam Cotton	TE
85	Matt Snyder	TE
86	Jack Stoll	TE
87	Brandon Reilly	WR
88	Ross Dzuris	DE
88	Tyler Hoppes	TE
89	Connor Ketter	TE
91	Freedom Akinmoladun	DE
92	Chase Urbach	LS
94	Khalil Davis	DT
95	Spencer Lindsay	PK
95	Ben Stille	DE
96	Carlos Davis	DT
97	Logan Rath	DT
98	Isaac Armstrong	P
98	Collin Miller	DE
99	Peyton Newell	DT

## INDIVIDUAL NEBRASKA RECORD WATCH



## TOMMY ARMSTRONG JR.

SENIOR  
QUARTERBACK

### NEBRASKA CAREER RECORDS

#### PASSING YARDS

Rk.	Player, Years	Yards
1.	Tommy Armstrong Jr., 2013-pres.	8,746
2.	Taylor Martinez, 2010-13	7,258

#### COMPLETIONS

Rk.	Player, Years	Comp.
1.	Tommy Armstrong Jr., 2013-pres.	612
2.	Taylor Martinez, 2010-13	575

#### TOUCHDOWN PASSES

Rk.	Player, Years	TDs
1.	Tommy Armstrong Jr., 2013-pres.	66
2.	Taylor Martinez, 2010-13	56

#### RUSHING YARDS BY A QUARTERBACK

Rk.	Player, Years	Yards
1.	Eric Crouch, 1998-2001	3,434
2.	Taylor Martinez, 2010-13	2,975
3.	Jammal Lord, 2000-03	2,573
4.	Steve Taylor, 1985-88	2,125
5.	Tommie Frazier, 1992-95	1,955
6.	Tommy Armstrong Jr., 2013-pres.	1,806

#### TOTAL OFFENSE

Rk.	Player, Years	Yards
1.	Tommy Armstrong Jr., 2013-pres.	10,552
2.	Taylor Martinez, 2010-13	10,233
3.	Eric Crouch, 1998-2001	7,915

#### TOTAL OFFENSIVE YARDS PER GAME

Rk.	Player, Years	Yards/Game
1.	Tommy Armstrong Jr., 2013-pres.	239.8
2.	Taylor Martinez, 2010-13	232.6

#### TOTAL TOUCHDOWNS

Rk.	Player, Years	TDs
1.	Tommy Armstrong Jr., 2013-pres.	90
	Eric Crouch, 1998-2001	90
3.	Taylor Martinez, 2010-13	87

#### 250-YARD PASSING GAMES

Rk.	Player, Years	Games
1.	Tommy Armstrong Jr., 2013-pres.	14
2.	Joe Ganz, 2005-08	11

#### 300-YARD TOTAL OFFENSE GAMES

Rk.	Player, Years	Games
1.	Tommy Armstrong Jr., 2013-pres.	13
2.	Joe Ganz, 2005-08	9
	Taylor Martinez, 2010-13	9

#### 200-YD PASSING/100-YD RUSHING GAMES

Rk.	Player, Years	Games
1.	Tommy Armstrong Jr., 2013-pres.	2
	Taylor Martinez, 2010-13	2

#### QUARTERBACK STARTS

Rk.	Player, Years	Starts
1.	Taylor Martinez, 2010-13	43
	Tommy Armstrong Jr., 2013-pres.	43
3.	Eric Crouch, 1998-2001	38

#### WINS BY A STARTING QUARTERBACK

Rk.	Player, Years	Starts
1.	Eric Crouch, 1998-2001	35
2.	Tommie Frazier, 1992-95	33
3.	Tommy Armstrong Jr., 2013-pres.	30

### BIG TEN CAREER RECORDS

#### TOTAL OFFENSE

Rk.	Player, School, Years	Yards
1.	Drew Brees, Purdue, 1997-2000	12,692
2.	Adam Weber, Minn., 2007-10	11,790
3.	Brett Basanez, NW, 2002-05	11,576
4.	Curtis Painter, Purdue, 2005-08	11,511
5.	Antwaan Randle-El, Ind., 1998-01	11,364
6.	Denard Robinson, Mich., 2009-12	10,745
7.	Nathan Scheelhaase, Ill., 2010-13	10,634
8.	Juice Williams, Illinois, 2006-09	10,594
9.	Tommy Armstrong Jr., 2013-pres.	10,552
10.	Chuck Long, Iowa, 1981-85	10,254
11.	Taylor Martinez, Neb., 2010-13	10,233

#### TOTAL TOUCHDOWNS

Rk.	Player, School, Years	TDs
1.	Drew Brees, Purdue, 1997-2000	106
2.	J.T. Barrett, Ohio St., 2014-16	99
3.	Denard Robinson, Michigan, 2009-12	91
4.	Chad Henne, Michigan, 2004-07	90
	Tommy Armstrong Jr., 2013-pres.	90

### NEBRASKA SEASON RECORDS

#### 300-YARD TOTAL OFFENSE GAMES

Rk.	Player, Year	Games
1.	Tommy Armstrong Jr., 2015	6
	Joe Ganz, 2008	6
3.	Taylor Martinez, 2012	5
4.	Tommy Armstrong Jr., 2014	4
5.	Tommy Armstrong Jr., 2016	3



## DREW BROWN

JUNIOR  
PLACE-KICKER

### NEBRASKA CAREER RECORDS

#### FIELD GOALS

Rk.	Player, Years	FGs
1.	Alex Henery, 2007-10	68
2.	Kris Brown, 1995-98	57
3.	Drew Brown, 2014-pres.	45
4.	Josh Brown, 1999-2002	43
5.	Brett Maher, 2009-12	39

#### SCORING

Rk.	Player, Pos., Years	Points
1.	Alex Henery, PK, 2007-10	397
2.	Kris Brown, PK, 1995-98	388
3.	Eric Crouch, QB, 1998-2001	368
4.	Josh Brown, PK, 1999-2002	315
5.	Mike Rozier, IB, 1981-83	312
6.	Ameer Abdullah, 2011-2014	288
7.	Drew Brown, PK, 2014-pres.	272
8.	Ahman Green, IB, 1995-97	270

#### CONSECUTIVE FIELD GOALS MADE

Rk.	Player, Year(s)	FGs
1.	Alex Henery, 2009-10	18
2.	Kris Brown, 1997-98	17
3.	Drew Brown, PK, 2015-16	13



## NATHAN GERRY

SENIOR  
SAFETY

### NEBRASKA CAREER RECORDS

#### INTERCEPTIONS

Rk.	Player, Pos., Years	INTs
1.	Dana Stephenson, RCB, 1967-69	14
2.	Josh Bullocks, FS, 2002-04	13
	Nathan Gerry, S, 2013-pres.	13
4.	Bret Clark, S, 1982-84	12
5.	Fabian Washington, CB, 2002-04	11
	Ralph Brown, RCB, 1996-99	11
	Tyrone Byrd, FS, 1989-92	11
	Larry Wachholtz, S, 1964-66	11
	Tom Novak, LB, 1946-49	11

#### TACKLES

Rk.	Player, Pos., Years	Tackles
1.	Barrett Ruud, LB, 2001-04	432
2.	Jerry Murtaugh, MLB, 1968-70	342
3.	Mike Brown, S, 1996-99	287
4.	Lavonte David, LB, 2010-11	285
5.	Lee Kunz, LB, 1976-78	276
6.	Clete Piller, LB, 1974-76	273
7.	Steve Damkroger, LB, 1979-83	269
8.	Nathan Gerry, S, 2013-pres.	267
9.	Ed Stewart, LB, 1991-94	257
10.	Marc Munford, LB, 1983-86	256

#### TACKLES BY A DEFENSIVE BACK

Rk.	Player, Pos., Years	Tackles
1.	Mike Brown, S, 1996-99	287
2.	Nathan Gerry, S, 2013-pres.	267
3.	Daniel Bullocks, S, 2002-05	226

#### TACKLES FOR LOSS BY A DEFENSIVE BACK

Rk.	Player, Pos., Years	TFLs
1.	Nathan Gerry, S, 2013-pres.	19
2.	Mike Brown, ROV, 1996-99	17
3.	Reggie Cooper, SS, 1987-90	16

### NEBRASKA SEASON RECORDS

#### TACKLES FOR LOSS BY A DEFENSIVE BACK

Rk.	Player, Pos., Years	TFLs
1.	Ciante Evans, CB, 2013	11
2.	Al Larson, LCB, 1969	9
--	Nathan Gerry, S, 2016	7






## ALONZO MOORE

SENIOR  
WIDE RECEIVER

### NEBRASKA CAREER RECORDS

YARDS PER CATCH (MIN. 50 CATCHES)

Rk.	Player, Pos., Years	YPC
1.	Tracey Wistrom, TE, 1998-2001	19.8
2.	Jon Bostick, SE, 1989-91	19.7
3.	Bobby Thomas, SE, 1974-76	19.3
4.	Matt Herian, TE, 2002-06	19.1
5.	Junior Miller, TE, 1997-79	19.0
6.	Chuck Malito, SE, 1974-76	18.9
7.	Brandon Reilly, WR, 2013-pres.	18.2
8.	Irving Fryar, WB, 1981-83	17.9
	Frantz Hardy, WR, 2005-07	17.9
--	Alonzo Moore, WR, 2013-pres.	16.3



## DE'MORNAY PIERSON-EL

JUNIOR  
WIDE RECEIVER/RETURNER

### NEBRASKA CAREER RECORDS

PUNT RETURN YARDS

Rk.	Player, Years	FGs
1.	Johnny Rodgers, 1970-72	1,515
2.	DeJuan Groce, 1999-2002	1,218
3.	Bobby Newcombe, 1997-2000	829
4.	Tyrone Hughes, 1989-92	817
5.	De'Mornay Pierson-El, 2014-pres.	804



## BRANDON REILLY

SENIOR  
WIDE RECEIVER

### NEBRASKA CAREER RECORD

YARDS PER CATCH (MIN. 75 CATCHES)

Rk.	Player, Pos., Years	YPC
1.	Johnny Rodgers, WB, 1970-72	17.3
2.	Maurice Purify, WR, 2006-07	15.9
3.	Matt Davison, SE, 1997-2000	15.7
4.	Jordan Westerkamp, WR, 2013-pres.	14.9
--	*Brandon Reilly, WR, 2013-pres.	17.9

\*Reilly currently has 65 career receptions

YARDS PER CATCH (MIN. 60 CATCHES)

Rk.	Player, Pos., Years	YPC
1.	Matt Herian, TE, 2002-06	19.1
2.	Brandon Reilly, WR, 2013-pres.	17.9*
3.	Irving Fryar, WB, 1981-83	17.9
4.	Johnny Rodgers, WB, 1970-72	17.3
5.	Todd Brown, SE, 1980-82	16.8

\*wide receiver record

YARDS PER CATCH (MIN. 50 CATCHES)

Rk.	Player, Pos., Years	YPC
1.	Tracey Wistrom, TE, 1998-2001	19.8
2.	Jon Bostick, SE, 1989-91	19.7
3.	Bobby Thomas, SE, 1974-76	19.3
4.	Matt Herian, TE, 2002-06	19.1
5.	Junior Miller, TE, 1997-79	19.0
6.	Chuck Malito, SE, 1974-76	18.9
7.	Brandon Reilly, WR, 2013-pres.	17.9
	Irving Fryar, WB, 1981-83	17.9
	Frantz Hardy, WR, 2005-07	17.9



## JORDAN WESTERKAMP

SENIOR  
WIDE RECEIVER

### NEBRASKA CAREER RECORDS

RECEPTIONS

Rk.	Player, Pos., Years	Receptions
1.	Kenny Bell, WR, 2011-14	181
2.	Nate Swift, WR, 2005-08	166
3.	Jordan Westerkamp, WR, 2013-pres.	163
4.	Johnny Rodgers, WB, 1970-72	143
5.	Terrence Nunn, WR, 2004-07	136
6.	Marlon Lucky, IB, 2005-08	135

RECEIVING YARDS

Rk.	Player, Years	Yards
1.	Kenny Bell, 2011-14	2,689
2.	Johnny Rodgers, 1970-72	2,479
3.	Nate Swift, 2005-08	2,476
4.	Jordan Westerkamp, 2013-pres.	2,424

TOUCHDOWN RECEPTIONS

Rk.	Player, Pos., Year	TDs
1.	Johnny Rodgers, WB, 1970-72	25
2.	Nate Swift, WR, 2005-08	22
3.	Kenny Bell, WR, 2011-14	21
4.	Jordan Westerkamp, WR, 2013-pres.	18
5.	Maurice Purify, WR, 2006-07	16
6.	Jon Bostick, SE, 1989-91	15
	Quincy Enunwa, WR, 2010-13	15
8.	Todd Millikan, TE, 1985-88	14
	Bobby Thomas, SE, 1974-76	14

100-YARD RECEIVING GAMES

Rk.	Player, Pos., Years	Games
1.	Johnny Rodgers, WB, 1970-72	10
2.	Nate Swift, WR, 2005-08	8
	Jordan Westerkamp, WR, 2013-pres.	8*

\*Most by a Husker prior to his senior season

CONSECUTIVE GAMES WITH CATCH

Rk.	Player, Pos., Years	Games
1.	Johnny Rodgers, WB, 1970-72	37
2.	Jordan Westerkamp, WR, 2013-pres.	35*
	Terrence Nunn, WR, 2004-07	32
4.	Kenny Bell, WR, 2012-14	28

\*active streak

# TRACKING TOMMY

Tommy Armstrong Jr. owns six Nebraska career records - including four marks he's set this season - and he is tied for two more records which he could surpass this week.

## NEBRASKA CAREER RECORDS

- TOTAL OFFENSE (10,552)
- PASSING YARDS (8,746)
- TOUCHDOWN PASSES (66)
- PASS COMPLETIONS (612)
- 250-YARD PASSING GAMES (14)
- 300-YARD TOTAL OFFENSE GAMES (13)

### tie TOTAL TOUCHDOWNS

ERIC CROUCH	90
TOMMY ARMSTRONG JR. (T-1ST)	90

### tie CAREER STARTS

TAYLOR MARTINEZ	43
TOMMY ARMSTRONG JR.	43

Nationally, Armstrong ranks among the active FBS leaders in several categories, in addition to being the only active FBS player with 8,000 career passing yards and 1,500 career rushing yards.

## FBS ACTIVE PLAYER RANKS

TOTAL TOUCHDOWNS (90)	7TH
TOTAL OFFENSE (10,552)	8TH
TOUCHDOWN PASSES (66)	12TH
PASSING YARDS (8,746)	12TH





# #1 LAMAR JACKSON • Fr. • DB

 ELK GROVE, CALIF.  
FRANKLIN HS


## CAREER STATS

		-----Tackles-----					Fum.				QB
Year	G/S	UT	AT	TT	TFL	Sacks	C-R	BK	PBU	INT	Hry.
2016	11/0	7	2	9	2-14	1.0-11	0-0	0	0	0	0
<b>Totals</b>	<b>11/0</b>	<b>7</b>	<b>2</b>	<b>9</b>	<b>2-14</b>	<b>1.0-11</b>	<b>0-0</b>	<b>0</b>	<b>0</b>	<b>0</b>	<b>0</b>

## 2016 SEASON NOTES

### 2016 SINGLE-GAME HIGHS

- » Tackles - 5 vs. Fresno State
- » Tackles for Loss - 2 vs. Fresno State
- » Tackles for Loss - 1.0 vs. Fresno State
- » Pass Breakups - 0
- » Interceptions - 0



# #1 JORDAN WESTERKAMP • Sr. • WR

 LOMBARD, ILL.  
MONTINI CATHOLIC HS

## CAREER RECEIVING STATS

Year	G/S	No.	Yds.	Y/R	Y/G	Long	TDs
2012						Redshirt	
2013	13/1	20	283	14.1	23.6	49 vs. Northwestern	1
2014	13/9	44	747	17.0	57.5	70 at Fresno State	5
2015	13/4	65	918	14.1	70.6	38 vs. Michigan St.	7
2016	9/2	34	476	14.0	52.9	55 vs. Wyoming	5
<b>Totals</b>	<b>48/16</b>	<b>163</b>	<b>2,424</b>	<b>14.9</b>	<b>50.5</b>	<b>70 at Fresno State</b>	<b>18</b>

## CAREER HONORS

- » 2015, 2016 Team Captain
- » First-Team All-Big Ten (Phil Steele, 2015)
- » Second-Team All-Big Ten (Coaches, Media, AP, 2015)
- » Academic All-Big Ten (2013, 2014)
- » Big Ten All-Freshman Team (BTN, 2013)
- » Big Ten Freshman of the Week (vs. Northwestern, 2013)
- » Four-Time Nebraska Scholar-Athlete Honor Roll
- » ESPN College Football Play of the Year (Reception vs. Florida Atlantic, 2014)
- » Sports Science Newton Award for Outstanding Reaction (2015)
- » Brook Berringer Citizenship Team (2015, 2016)
- » Tom Osborne Citizenship Team (2015, 2016)

## CAREER SINGLE-GAME HIGHS

- » Receptions - 11 vs. Southern Miss (2015)
- » Receiving Yards - 158 at Michigan State (2014)
- » Touchdowns - 2 vs. Wyoming, vs. Oregon (2016)

## 2016 SINGLE-GAME HIGHS

- » Receptions - 8 vs. Maryland
- » Receiving Yards - 105 vs. Wyoming
- » Touchdowns - 2 vs. Wyoming, vs. Oregon

## 2016 SEASON NOTES

- » Fourth player in NU history with 2,000 career receiving yards, joining Kenny Bell (2,689), Johnny Rodgers (2,479), and Nate Swift (2,476) in the 2,000-yard club.
- » Caught season-high eight passes for 85 yards against Maryland, including a four-yard touchdown catch in the second quarter for the 18th touchdown catch of his career, and his fifth of 2016. Increased his career receptions total to 163, moving him within three receptions of Nate Swift for No. 2 on the Nebraska career receptions list (166).
- » Has caught at least one pass in 35 straight games, two shy of Johnny Rodgers' school record.
- » Had a 10-yard touchdown run in the third quarter at Northwestern, marking his first career rushing touchdown. Had two career carries for 16 yards prior to the touchdown run.

## 2016 GAME-BY-GAME

Opponent	Rec.	Yds	TD	Lg
Fresno State	1	6	0	6
Wyoming	4	105	2	55
Oregon	3	39	2	22
at Northwestern	1	13	0	13
Illinois	4	65	0	28
at Indiana	--	Did Not Play Due to Injury --		
Purdue	--	Did Not Play Due to Injury --		
at Wisconsin	3	62	0	36
at Ohio State	4	51	0	32
Minnesota	6	50	0	14
Maryland	8	85	1	26
at Iowa				
<b>Totals</b>	<b>34</b>	<b>476</b>	<b>4</b>	<b>55</b>



# #3 MARCUS NEWBY • Jr. • LB

 NORTH POTOMAC, MD.  
QUINCE ORCHARD HS

## CAREER STATS

		-----Tackles-----					Fum.				QB
Year	G/S	UT	AT	TT	TFL	Sacks	C-R	BK	PBU	INT	Hry.
2013											
2014	9/0	1	2	3	1-9	1.0-9	0-0	0	0	0	2
2015	10/6	17	17	34	5-13	1.0-8	0-0	0	0	0	2
2016	11/3	7	11	18	3-17	2.0-16	1-0	0	1	0	1
<b>Totals</b>	<b>30/9</b>	<b>25</b>	<b>30</b>	<b>55</b>	<b>9-39</b>	<b>4.0-33</b>	<b>1-0</b>	<b>0</b>	<b>1</b>	<b>0</b>	<b>5</b>

## CAREER HONORS

- » Nebraska Scholar-Athlete Honor Roll (Spring, 2015)
- » NU Record for Most PBU by a Linebacker (4 vs. Wisconsin, 2015)
- » Brook Berringer Citizenship Team (2015)
- » Tom Osborne Citizenship Team (2015)

## 2016 SEASON NOTES

- » Had a eight-yard sack against Maryland and forced his first career fumble.

## 2016 GAME-BY-GAME

	--Tackles--		-Sacks-				
Opponent	UT-AT-TT	TFL-Yds	No-Yds	FF-FR-Yds	Int-Yds	PBU	QBH
Fresno State	1-2-3	0-0	0.0-0	0-0-0	0-0	0	1
Wyoming	1-3-4	0-0	0.0-0	0-0-0	0-0	0	0
Oregon	1-2-3	0-0	0.0-0	0-0-0	0-0	0	0
at Northwestern	0-0-0	0-0	0.0-0	0-0-0	0-0	0	0
Illinois	0-0-0	0-0	0.0-0	0-0-0	0-0	0	0
at Indiana	1-0-1	1-8	1.0-8	0-0-0	0-0	0	0
Purdue	0-2-2	0-0	0.0-0	0-0-0	0-0	0	0
at Wisconsin	1-0-1	1-1	0.0-0	0-0-0	0-0	1	0
at Ohio State	1-1-2	0-0	0.0-0	0-0-0	0-0	0	0
Minnesota	0-1-1	0-0	0.0-0	0-0-0	0-0	0	0
Maryland	1-0-1	1-8	1.0-8	1-0-0	0-0	0	0
at Iowa							
<b>Totals</b>	<b>7-11-18</b>	<b>3-17</b>	<b>2.0-16</b>	<b>0-0-0</b>	<b>0-0</b>	<b>1</b>	<b>1</b>

## CAREER SINGLE-GAME HIGHS

- » Tackles - 8 vs. Michigan State (2015)
- » Tackles for Loss - 1, nine times
- » Sacks - 1.0, four times

## 2016 SINGLE-GAME HIGHS

- » Tackles - 4 vs. Wyoming
- » Tackles for Loss - 1 at Indiana, at Wisconsin, vs. Maryland
- » Sacks - 1.0 at Indiana, vs. Maryland



#4 **TOMMY ARMSTRONG JR. • Sr. • QB**CIBOLO, TEXAS  
STEELE HS**CAREER STATS****Passing**

Year	G/GS	Comp-Att-Int	Pct.	Yds.	Y/G	LP	TD	Eff.R.
2012								
2013	9/8	68-131-8	51.9	966	107.3	99	9	124.31
2014	13/13	184-345-12	53.3	2,695	207.3	73	22	133.04
2015	12/12	222-402-16	55.2	3,030	252.5	55	22	128.64
2016	10/10	138-259-8	53.3	2,055	205.5	72	13	130.32
<b>Totals</b>	<b>44/43</b>	<b>612-1,137-44</b>	<b>53.8</b>	<b>8,746</b>	<b>198.8</b>	<b>99</b>	<b>66</b>	<b>129.86</b>

**Rushing**

Year	G/S	Att.	Gain	Loss	Net	Y/A	Y/G	Long	TDs
2012									
2013	9/8	67	277	75	202	3.0	22.4	24 vs. Georgia	2
2014	13/13	145	842	137	705	4.9	54.2	42 vs. McNeese St.	6
2015	12/12	98	563	163	400	4.1	37.6	32 at Illinois	7
2016	10/10	107	591	92	499	4.7	49.9	37 at Northwestern	8
<b>Totals</b>	<b>44/43</b>	<b>417</b>	<b>2,273</b>	<b>466</b>	<b>1,806</b>	<b>4.3</b>	<b>41.0</b>	<b>42 vs. McNeese St.</b>	<b>23</b>

**CAREER HONORS**

- » 2015 Team Captain
- » Big Ten Player of the Week (vs. Michigan St, 2015; vs. Southern Miss, 2015; at Northwestern, 2016; vs. Minnesota, 2016)
- » Rose Bowl Big Ten Player of the Week (Fresno State, 2016)
- » Foster Farms Bowl Offensive MVP (2015 vs. UCLA)
- » Honorable-Mention Big Ten All-Freshman Team (BTN, 2013)
- » Big Ten Freshman of the Week (vs. Michigan, 2013)
- » Nebraska Scholar-Athlete Honor Roll (Fall, 2012)
- » Brook Berringer Citizenship Team (2016)
- » Tom Osborne Citizenship Team (2016)

**NEBRASKA RECORDS**

- » Career 250-Yard Passing Games (14)
- » Career 300-Yard Passing Games (11)
- » Season 250-Yard Passing Games (tied record, 8 in 2015)
- » Season 300-Yard Passing Games (tied record, 6 in 2015)
- » Junior Class Passing Yards (3,030 in 2015)
- » Sophomore Class Passing Yards (2,695 in 2014)
- » Sophomore Class Passing TDs (22 in 2014)
- » Sophomore Class Total Offense (3,400 in 2014)
- » Bowl Game Passing Yards (381 vs. USC in 2014 Holiday Bowl)
- » Bowl Game Passing Completions (32 vs. USC in 2014 Holiday Bowl)
- » Bowl Game Passing Attempts (51 vs. USC in 2014 Holiday Bowl)
- » Bowl Game Passing TDs (3 vs. USC in 2014 Holiday Bowl)
- » Bowl Game Total Offense (422 vs. USC in 2014 Holiday Bowl)
- » Longest Pass in NU History and NCAA Bowl History (99 yards vs. Georgia, 2014 Gator Bowl)

**2016 GAME-BY-GAME**

Opponent	----- Passing -----					----- Rushing -----			
	Comp-Att-Int	Yds	TD	Lg		No.	Yds	TD	Lg
Fresno State	5-10-0	108	1	57		11	42	2	9
Wyoming	20-34-1	377	3	63		12	12	1	11
Oregon	17-33-0	200	3	22		16	95	1	34
at Northwestern	18-29-0	246	1	59		13	132	0	37
Illinois	16-23-1	220	1	37		8	12	1	13
at Indiana	10-26-2	208	1	72		11	36	0	12
Purdue	17-31-1	252	1	40		10	51	1	22
at Wisconsin	12-31-2	153	0	36		13	39	1	10
at Ohio State	4-15-1	74	0	32		4	19	0	11
Minnesota	19-27-0	217	2	35		9	61	1	21
Maryland	-- Did Not Play --								
at Iowa									
<b>Totals</b>	<b>138-259-8</b>	<b>2,055</b>	<b>13</b>	<b>72</b>		<b>107</b>	<b>499</b>	<b>8</b>	<b>37</b>

**CAREER SINGLE-GAME HIGHS****Passing**

- » Attempts – 51 vs. USC (2014 Holiday Bowl)
- » Completions – 32 vs. USC (2014 Holiday Bowl)
- » Yards – 381 vs. USC (2014 Holiday Bowl)
- » Touchdowns – 4 at Iowa (2014), at Miami (2015)

**Rushing**

- » Rushes – 20 at Wisconsin (2014)
- » Yards – 132 at Northwestern (2016)
- » Touchdowns – 2 vs. Michigan State (2015), vs. Fresno State (2016)
- » Long Rush – 42 yards vs. McNeese State (2014)
- » Total Offense – 431 vs. Southern Miss (2015)

**2016 SINGLE-GAME HIGHS****Passing**

- » Attempts – 34 vs. Wyoming
- » Completions – 20 vs. Wyoming
- » Yards – 377 vs. Wyoming
- » Touchdowns – 3 vs. Wyoming, vs. Oregon

**Rushing**

- » Rushes – 16 vs. Oregon
- » Yards – 132 at Northwestern
- » Touchdowns – 2 vs. Fresno State
- » Long Rush – 37 at Northwestern
- » Total Offense – 389 vs. Wyoming

**2016 SEASON NOTES**

- » Threw two touchdown passes against Minnesota and rushed for a 13-yard TD in the fourth quarter. He increased his career touchdown total to 90, tying Eric Crouch for a Nebraska school record.
- » Completed 19-of-27 passes against Minnesota, good for a 70.4 percent completion rate. The 70.4 completion percentage was the best of Armstrong's career when attempting at least 20 passes. His previous best was a 21-of-30 effort (70.0 percent) last season against South Alabama.
- » Made his 43rd career start against Minnesota, tying Taylor Martinez for the most career starts by a Nebraska quarterback. Won his 30th career game, the third-most by a Nebraska quarterback, trailing only Eric Crouch (35) and Tommie Frazier (33).
- » Accounted for 278 yards of total offense against Minnesota, building on his school record (10,552).
- » Threw for 200 yards against Oregon, increased his career passing total to 7,376 yards, setting a Nebraska record for career passing yards. The previous record was 7,258 yards by Taylor Martinez. Enters Saturday with 8,746 career passing yards.
- » Owns the career school record of 612 completions, breaking Taylor Martinez's previous Nebraska record of 575.
- » Had 303 yards of total offense against Purdue, his school record 13th career game with at least 300 yards of total offense.

#5 **DEDRICK YOUNG • So. • LB**PEORIA, ARIZ.  
CENTENNIAL HS**CAREER STATS**

Year	G/S	-----Tackles-----					Fum.		QB	
		UT	AT	TT	TFL	Sacks	C-R	BK	PBU	INT Hry.
2015	12/11	25	36	61	5-8	0.0-0	0-0	0	3	0
2016	10/8	29	20	49	4-5	1.0-3	1-0	0	4	0
<b>Totals</b>	<b>22/19</b>	<b>54</b>	<b>56</b>	<b>110</b>	<b>9-13</b>	<b>1.0-3</b>	<b>1-0</b>	<b>0</b>	<b>7</b>	<b>0</b>

**2016 GAME-BY-GAME**

Opponent	--Tackles--		--Sacks--		FF-FR-Yds	Int-Yds	PBU	QBH
	UT-AT-TT	TFL-Yds	No-Yds					
Fresno State	5-1-6	0-0	0.0-0	0-0-0	0-0	0	1	
Wyoming	2-2-4	0-0	0.0-0	1-0-0	0-0	0	1	
Oregon	2-2-4	0-0	0.0-0	0-0-0	0-0	0	0	
at Northwestern	6-1-7	1-1	0.0-0	0-0-0	0-0	1	0	
Illinois	2-4-6	0-0	0.0-0	0-0-0	0-0	1	0	
at Indiana	3-1-4	2-3	1.0-3	0-0-0	0-0	0	0	
Purdue	5-6-11	0-0	0.0-0	0-0-0	0-0	2	0	
at Wisconsin	3-0-3	1-1	0.0-0	0-0-0	0-0	0	0	
at Ohio State	1-2-3	0-0	0.0-0	0-0-0	0-0	0	0	
Minnesota	0-1-1	0-0	0.0-0	0-0-0	0-0	0	0	
Maryland	-- Did Not Play --							
at Iowa								
<b>Totals</b>	<b>29-20-49</b>	<b>4-5</b>	<b>1.0-3</b>	<b>1-0-0</b>	<b>0-0</b>	<b>4</b>	<b>2</b>	

**CAREER HONORS**

- » Big Ten All-Freshman Team (BTN.com, ESPN.com)
- » Nebraska Newcomer of the Year Award (2015)
- » NU Record for Most Tackles by a True Freshman (61, 2015)
- » Nebraska Scholar-Athlete Honor Roll (Spring, 2015)
- » Brook Berringer Citizenship Team (2016)
- » Tom Osborne Citizenship Team (2016)

**2016 SEASON NOTES**

- » Recorded his first career sack at Indiana, a three-yard loss in the second quarter.
- » Tied a career high with 11 tackles against Purdue and led the Huskers in pass breakups with two.

**CAREER SINGLE-GAME HIGHS**

- » Tackles - 11 at Illinois (2015), vs. Purdue (2016)
- » Tackles for Loss – 2 at Illinois (2015), at Rutgers (2015), at Indiana (2016)
- » Sacks – 1.0 at Indiana (2016)

**2016 SINGLE-GAME HIGHS**

- » Tackles - 11 vs. Purdue
- » Tackles for Loss – 2 at Indiana
- » Sacks – 1.0 at Indiana



# #8 CHRIS JONES • Jr. • DB

 JACKSONVILLE, FLA.  
SANDALWOOD HS

## CAREER STATS

Year	G/S	Tackles					Fum.		QB		
		UT	AT	TT	TFL	Sacks	C-R	BK	PBU	INT	Hry.
2014	12/0	5	2	7	0	0.0-0	0-1	0	0	0	0
2015	13/7	21	4	25	2-7	1.0-5	0-0	0	5	2	0
2016	11/11	30	3	33	3-5	1.0-2	0-0	0	9	3	0
<b>Totals</b>	<b>36/18</b>	<b>56</b>	<b>9</b>	<b>65</b>	<b>5-12</b>	<b>2.0-7</b>	<b>0-1</b>	<b>0</b>	<b>14</b>	<b>5</b>	<b>0</b>

## CAREER HONORS

- » Academic All-Big Ten (2015)
- » Nebraska Scholar-Athlete Honor Roll (Fall 2015; Spring 2015)

## 2016 SEASON NOTES

- » Interception in each of the first two games of 2016.
- » Career-high six tackles against Oregon, previous high was three.
- » Career-high two TFLs, career-high two breakups and second career sack at Northwestern.
- » Had a 33-yard interception return for a touchdown in the first quarter at Indiana. Also matched a career high with a pair of pass breakups.

## CAREER SINGLE-GAME HIGHS

- » Tackles - 6 vs. Oregon (2016)
- » Interceptions - 1, five times
- » Pass Breakups - 2 at Northwestern (2016), at Indiana (2016)
- » Tackles for Loss - 2 at Northwestern (2016)
- » Sacks - 1.0-5 vs. Southern Miss (2015); 1.0-2 at Northwestern (2016)

## 2016 SINGLE-GAME HIGHS

- » Tackles - 6 vs. Oregon
- » Interceptions - 1 vs. Fresno State, vs. Wyoming, at Indiana
- » Pass Breakups - 2 at Northwestern, at Indiana
- » Tackles for Loss - 2 at Northwestern
- » Sacks: 1.0-2 at Northwestern

## 2016 GAME-BY-GAME

Opponent	Tackles		Sacks		FF-FR-Yds	Int-Yds	PBU	QBH
	UT-AT-TT	TFL-Yds	No-Yds	FF-FR-Yds				
Fresno State	1-0-1	0-0	0.0-0	0-0-0	1-0	1	0	
Wyoming	1-0-1	0-0	0.0-0	0-0-0	1-27	0	0	
Oregon	5-1-6	0-0	0.0-0	0-0-0	0-0	1	0	
at Northwestern	3-0-3	2-3	1.0-2	0-0-0	0-0	2	0	
Illinois	2-0-2	0-0	0.0-0	0-0-0	0-0	0	0	
at Indiana	2-0-2	0-0	0.0-0	0-0-0	1-33	2	0	
Purdue	2-1-3	0-0	0.0-0	0-0-0	0-0	1	0	
at Wisconsin	5-0-5	0-0	0.0-0	0-0-0	0-0	0	0	
at Ohio State	5-0-5	1-2	0.0-0	0-0-0	0-0	0	0	
Minnesota	4-0-4	0-0	0.0-0	0-0-0	0-0	1	0	
Maryland	0-1-1	0-0	0.0-0	0-0-0	0-0	1	0	
at Iowa								
<b>Totals</b>	<b>30-3-33</b>	<b>3-5</b>	<b>1.0-2</b>	<b>0-0-0</b>	<b>3-60</b>	<b>9</b>	<b>0</b>	



# #8 STANLEY MORGAN JR. • So. • WR

 NEW ORLEANS, LA.  
ST. AUGUSTINE HS

## CAREER STATS

Year	G/S	No.	Yds.	Y/R	Y/G	Long	TDs
2015	13/3	25	304	12.2	23.4	33 at Miami	3
2016	11/8	28	397	14.2	36.1	72 at Indiana	1
<b>Totals</b>	<b>24/11</b>	<b>53</b>	<b>701</b>	<b>13.2</b>	<b>29.2</b>	<b>72 at Indiana</b>	<b>4</b>

## CAREER HONORS

- » BTN.com All-Freshman Team (2015)
- » Nebraska Newcomer of the Year (2015)

## 2016 GAME-BY-GAME

Opponent	Rec.	Yds	TD	Lg
Fresno State	1	11	0	11
Wyoming	2	17	0	9
Oregon	3	35	0	20
at Northwestern	4	33	0	10
Illinois	3	39	0	18
at Indiana	3	93	1	72
Purdue	2	43	0	28
at Wisconsin	5	58	0	25
at Ohio State	3	56	0	26
Minnesota	1	4	0	4
Maryland	1	8	0	8
at Iowa				
<b>Totals</b>	<b>28</b>	<b>397</b>	<b>1</b>	<b>72</b>

## CAREER SINGLE-GAME HIGHS

- » Receptions - 5 at Wisconsin (2016)
- » Receiving Yards - 93 at Indiana (2016)
- » Touchdowns - 1, four times

## 2016 SINGLE-GAME HIGHS

- » Receptions - 5 at Wisconsin
- » Receiving Yards - 93 at Indiana
- » Touchdowns - 1 at Indiana

## 2016 SEASON NOTES

- » Had a career-high five catches for 58 yards at Wisconsin, including four catches for 56 yards in the fourth quarter.
- » Had a career-long 72-yard touchdown reception at Indiana. It marked Nebraska's longest play this season. He finished the day with three catches for a career-high 93 yards.



# #10 JOSHUA KALU • Jr. • CB

 HOUSTON, TEXAS  
ALIEF TAYLOR HS

## CAREER STATS

Year	G/S	Tackles					Fum.		QB		
		UT	AT	TT	TFL	Sacks	C-R	BK	PBU	INT	Hry.
2014	13/2	20	7	27	1-1	0.0-0	2-1	0	3	1	1
2015	13/13	51	24	75	5-27	1.0-8	0-0	1	7	3	1
2016	11/11	41	15	56	2-7	1.0-6	0-0	0	8	1	2
<b>Totals</b>	<b>37/26</b>	<b>112</b>	<b>46</b>	<b>158</b>	<b>8-35</b>	<b>2.0-14</b>	<b>2-1</b>	<b>1</b>	<b>18</b>	<b>5</b>	<b>4</b>

## CAREER HONORS

- » Lott IMPACT Trophy Watch List (2016)
- » Honorable-Mention All-Big Ten (Coaches, 2015)
- » Academic All-Big Ten (2015)
- » Nebraska Scholar-Athlete Honor Roll (Spring, 2015)
- » Brook Berringer Citizenship Team (2015, 2016)
- » Tom Osborne Citizenship Team (2015, 2016)

## 2016 SEASON NOTES

- » Matched a career high with nine tackles at Ohio State, also added two pass breakups.
- » Had a six-yard sack against Fresno State, marking his second career sack.
- » Recorded first interception of 2016 at Northwestern, the fifth of his career.

## CAREER SINGLE-GAME HIGHS

- » Tackles - 9 vs. BYU (2015), vs. Wisconsin (2015), at Ohio State (2016)
- » Tackles for Loss - 2 vs. BYU (2015)
- » Pass Breakups - 4 vs. Wisconsin (2015)
- » Interceptions - 1, five times
- » Long Interception Return - 41 yds. (TD) at Minnesota (2015)

## 2016 SINGLE-GAME HIGHS

- » Tackles - 9 at Ohio State
- » Tackles for Loss - 1 vs. Fresno State, vs. Minnesota
- » Pass Breakups - 2 at Ohio State, vs. Maryland
- » Interceptions - 1 at Northwestern

## 2016 GAME-BY-GAME

Opponent	Tackles		Sacks		FF-FR-Yds	Int-Yds	PBU	QBH
	UT-AT-TT	TFL-Yds	No-Yds	FF-FR-Yds				
Fresno State	6-1-7	1-6	1.0-6	0-0-0	0-0	1	2	
Wyoming	1-2-3	0-0	0.0-0	0-0-0	0-0	1	0	
Oregon	1-0-1	0-0	0.0-0	0-0-0	0-0	0	0	
at Northwestern	5-2-7	0-0	0.0-0	0-0-0	1-0	0	0	
Illinois	3-1-4	0-0	0.0-0	0-0-0	0-0	1	0	
at Indiana	7-0-7	0-0	0.0-0	0-0-0	2-0	1	0	
Purdue	2-2-4	0-0	0.0-0	0-0-0	0-0	0	0	
at Wisconsin	4-2-6	0-0	0.0-0	0-0-0	0-0	0	0	
at Ohio State	7-2-9	0-0	0.0-0	0-0-0	0-0	2	0	
Minnesota	1-2-3	1-1	0.0-0	0-0-0	0-0	0	0	
Maryland	4-1-5	0-0	0.0-0	0-0-0	0-0	2	0	
at Iowa								
<b>Totals</b>	<b>41-15-56</b>	<b>2-7</b>	<b>1.0-6</b>	<b>0-0-0</b>	<b>1-0</b>	<b>8</b>	<b>2</b>	

#11 **CETHAN CARTER • Sr. • TE**NEW ORLEANS, LA.  
ARCHBISHOP RUMMEL HS**CAREER STATS**

Year	G/S	No.	Yds.	Y/R	Y/G	Long	TDs
2013	13/6	10	127	12.7	9.8	26 vs. S. Dakota St.	0
2014	9/8	6	98	16.3	10.9	34 at Iowa	1
2015	11/11	24	329	13.7	29.9	55 at Illinois	2
2016	8/8	16	149	9.3	18.6	27 at Northwestern	1
<b>Totals</b>	<b>41/33</b>	<b>56</b>	<b>703</b>	<b>12.6</b>	<b>17.1</b>	<b>55 at Illinois</b>	<b>4</b>

**CAREER HONORS**

- » Honorable-Mention All-Big Ten (Media, 2015)
- » Nebraska Most Improved Player (2015)
- » True Freshman All-American (247Sports, 2013)
- » Honorable-Mention Big Ten All-Freshman Team (BTN, 2013)

**2016 GAME-BY-GAME**

Opponent	Rec.	Yds	TD	Lg
Fresno State	0	0	0	0
Wyoming	2	20	0	11
Oregon	5	48	0	21
at Northwestern	2	31	1	27
Illinois	1	2	0	2
at Indiana	--	Did Not Play Due to Injury	--	--
Purdue	--	Did Not Play Due to Injury	--	--
at Wisconsin	--	Did Not Play Due to Injury	--	--
at Ohio State	2	19	0	10
Minnesota	3	15	0	6
Maryland	1	14	0	14
at Iowa				
<b>Totals</b>	<b>16</b>	<b>149</b>	<b>1</b>	<b>27</b>

**CAREER SINGLE-GAME HIGHS**


- » Receptions - 5 vs. Oregon
- » Receiving Yards - 75 vs. Iowa (2015)
- » Touchdowns - 1, five times

**2016 SINGLE-GAME HIGHS**

- » Receptions - 5 vs. Oregon
- » Receiving Yards - 48 vs. Oregon
- » Touchdowns - 1 at Northwestern

**2016 SEASON NOTES**

- » Caught five passes for 48 yards against Oregon, setting a career high for receptions.
- » Caught his first touchdown of the 2016 season and the fourth of his career at Northwestern. Also added a 16-yard rush against the Wildcats.
- » Had one reception for 14 yards against Maryland, giving him 56 career receptions which ranks sixth all-time at Nebraska. Tracey Wistrom (1998-2001) ranks fifth with 58 receptions.

#15 **DE'MORNAY PIERSON-EL • Jr. • WR/PR**ALEXANDRIA, VA.  
WEST POTOMAC HS**CAREER STATS**

Receiving							
Year	G/S	No.	Yds.	Y/R	Y/G	Long	TDs
2014	13/6	23	321	14.0	24.7	46 at Northwestern	4
2015	5/1	12	111	9.3	22.2	19 vs. Wisconsin	1
2016	11/5	14	189	13.5	17.2	40 vs. Purdue	1
<b>Totals</b>	<b>29/12</b>	<b>49</b>	<b>631</b>	<b>12.9</b>	<b>21.8</b>	<b>46 at Northwestern</b>	<b>6</b>

**Punt Returns**

Year	G/S	No.	Yds.	Y/R	Y/G	Long	TDs
2014	13/6	34	596	17.5	45.8	86 at Fresno State	3
2015	5/1	4	48	12.0	9.6	42 at Minnesota	0
2016	11/5	20	160	8.0	14.5	45 vs. Oregon	0
<b>Totals</b>	<b>29/12</b>	<b>58</b>	<b>804</b>	<b>13.9</b>	<b>27.6</b>	<b>86 at Fresno State</b>	<b>3</b>

**CAREER HONORS**

- » Second-Team All-American (USA Today, SI, FWAA, 2014)
- » Third-Team All-American (Athlon, 2014)
- » Freshman All-American (Scout, 247Sports, USA Today, 2014)
- » 2014 Jet Award Punt Returner of the Year
- » 2x Big Ten Special Teams Player of the Week (Fresno State, Iowa, 2014)
- » NU Freshman Record - Long Punt Return, Punt Return Yards & TDs
- » NU Bowl Record for Receptions (8 vs. USC, 2014 Holiday Bowl)
- » Nebraska Special Teams MVP (2015)
- » Nebraska Scholar-Athlete Honor Roll (Fall, 2014)
- » Nebraska Student-Athlete HERO Leadership Award (2015)
- » Brook Berringer Citizenship Team (2015, 2016)
- » Tom Osborne Citizenship Team (2015, 2016)

**2016 GAME-BY-GAME**

Opponent	----- Receiving -----				----- Punt Returns -----			
	No.	Yds	TD	Lg	No.	Yds	TD	Lg
Fresno State	0	0	0	0	0	0	0	0
Wyoming	1	9	0	9	0	0	0	0
Oregon	1	11	0	11	3	42	0	45
at Northwestern	3	31	0	12	0	0	0	0
Illinois	1	10	0	10	3	42	0	27
at Indiana	0	0	0	0	4	25	0	15
Purdue	3	69	1	40	1	0	0	0
at Wisconsin	1	14	0	14	4	36	0	15
at Ohio State	0	0	0	0	0	0	0	0
Minnesota	3	35	0	29	3	-1	0	7
Maryland	1	10	0	10	2	16	0	13
at Iowa								
<b>Totals</b>	<b>14</b>	<b>189</b>	<b>1</b>	<b>40</b>	<b>20</b>	<b>160</b>	<b>0</b>	<b>45</b>

**CAREER SINGLE-GAME HIGHS**

- » Receptions - 8 vs. USC (2014 Holiday Bowl)
- » Receiving Yards - 102 vs. USC (2014 Holiday Bowl)
- » Receiving TDs - 1, six times

- » Punt Return Yards - 150 at Fresno State
- » Punt Return TDs - 1, three times

- » All-Purpose Yards - 150, twice

**2016 SINGLE-GAME HIGHS**

- » Receptions - 3 at Northwestern, vs. Purdue, Minnesota
- » Receiving Yards - 69 vs. Purdue
- » Receiving TDs - 1 vs. Purdue
- » Punt Return Yards - 42 vs. Oregon, vs. Illinois
- » Punt Return TDs - 0
- » All-Purpose Yards - 69 vs. Purdue

**2016 SEASON NOTES**

- » Had a 45-yard punt return in the second quarter against Oregon to set up a Nebraska touchdown. His 45-yard return was the 10th return of his career of at least 25 yards. Added his 11th with a 27-yard return against Illinois. Had eight returns of 25 yards or more in 2014, one in 2015 and two this season.
- » Caught a season-high 40-yard pass for his first touchdown of the season against Purdue. Was the longest reception since his freshman season, when he caught a career-long 46 yard pass at Northwestern in 2014. Had three receptions for a season-high 69 receiving yards against the Boilermakers.





# #15 MICHAEL ROSE-IVEY • Sr. • LB

 KANSAS CITY, MO.  
ROCKHURST HS

## CAREER STATS

		(------Tackles-----)					Fum.				QB
Year	G/S	UT	AT	TT	TFL	Sacks	C-R	BK	PBU	INT	Hry.
2012		Redshirt									
2013	12/7	39	27	66	6-8	0.0-0	0-0	0	1	0	2
2014		Injured--Did Not Play									
2015	7/3	11	16	27	3-3	0.0-0	0-0	0	1	0	1
2016	11/5	22	32	54	7-12	0.5-4	0-0	0	0	0	0
Totals	30/15	72	75	147	16-23	0.5-4	0-0	0	2	0	3

## CAREER HONORS

- » Big Ten All-Freshman Team (BTN, 2013)
- » Nebraska Freshman Tackle Record (66, 2013)
- » Academic All-Big Ten (2013)
- » Nebraska Scholar-Athlete Honor Roll (Fall, 2012)
- » Nebraska Student-Athlete HERO Leadership Award (2013)
- » Brook Berringer Citizenship Team (2013)

## 2016 SEASON NOTES

- » Shared first career sack against Wyoming.
- » Season-high eight tackles at Wisconsin.

## CAREER SINGLE-GAME HIGHS

- » Tackles – 17 vs. Iowa (2013)
- » Solo Tackles – 8 vs. Iowa (2013)
- » Tackles for Loss – 4 vs. Iowa (2013)
- » Sacks – 0.5 vs. Wyoming (2016)

## 2016 SINGLE-GAME HIGHS

- » Tackles – 8 at Wisconsin, at Ohio State
- » Tackles for Loss – 1, six times
- » Sacks – 0.5 vs. Wyoming

## 2016 GAME-BY-GAME

Opponent	Tackles		TFL-Yds	Sacks		FF-FR-Yds	Int-Yds	PBU	QBH
	UT	AT		No	Yds				
Fresno State	0-1-1	0-0	0.0-0	0-0-0	0-0-0	0-0	0	0	
Wyoming	2-3-5	1-4	0.5-4	0-0-0	0-0	0	0	0	
Oregon	4-2-6	1-3	0.0-0	0-0-0	0-0	0	0	0	
at Northwestern	0-2-2	1-0	0.0-0	0-0-0	0-0	0	0	0	
Illinois	1-5-6	1-1	0.0-0	0-0-0	0-0	0	0	0	
at Indiana	1-3-4	1-0	0.0-0	0-0-0	0-0	0	0	0	
Purdue	1-3-4	0-0	0.0-0	0-0-0	0-0	0	0	0	
at Wisconsin	6-2-8	0-0	0.0-0	0-0-0	0-0	0	0	0	
at Ohio State	4-4-8	1-1	0.0-0	0-0-0	0-0	0	0	0	
Minnesota	0-4-4	0-0	0.0-0	0-0-0	0-0	0	0	0	
Maryland	3-3-6	1-3	0.0-0	0-0-0	0-0	0	0	0	
at Iowa									
<b>Totals</b>	<b>22-32-54</b>	<b>7-12</b>	<b>0.5-4</b>	<b>0-0-0</b>	<b>0-0</b>	<b>0</b>	<b>0</b>	<b>0</b>	



# #16 ANTONIO REED • So. • S

 MEMPHIS, TENN.  
SOUTHAVEN HS

## CAREER STATS

Year	G/S	Tackles					Fum.		PBU	INT	QB Hry.
		UT	AT	TT	TFL	Sacks	C-R	BK			
2015	13/0	9	1	10	0-0	0.0-0	2-0	0	0	0	0
2016	9/0	8	6	14	0-0	0.0-0	0-0	0	2	0	1
<b>Totals</b>	<b>22/0</b>	<b>17</b>	<b>7</b>	<b>24</b>	<b>0-0</b>	<b>0.0-0</b>	<b>2-0</b>	<b>0</b>	<b>2</b>	<b>0</b>	<b>1</b>

## 2016 SEASON NOTES

»

## CAREER SINGLE-GAME HIGHS

- » Tackles – 4 vs. UCLA (2015)
- » Tackles for Loss – 0
- » Pass Breakups – 1 vs. Purdue (2016), vs. Maryland (2016)
- » Interceptions – 0

## 2016 SINGLE-GAME HIGHS

- » Tackles – 3 at Northwestern
- » Tackles for Loss – 0
- » Pass Breakups – 1 vs. Purdue, vs. Maryland
- » Interceptions – 0



# #17 RYKER FYFE • Sr. • QB

 GRAND ISLAND, NEB.  
GRAND ISLAND HS

## CAREER STATS

Passing										
Year	G/GS	Comp	Att	Int	Pct.	Yds.	Y/G	LP	TD	Eff.R.
2012		Redshirt								
2013	1/0	1	1-0		100.0	5	5.0	5	0	140.03
2014	7/0	4	10-0		40.0	40	5.7	12	1	106.60
2015	2/1	34	55-5		61.8	440	220.0	52	5	140.84
2016	6/1	30	61-1		49.2	313	52.2	35	2	99.82
<b>Totals</b>	<b>16/2</b>	<b>69</b>	<b>127-6</b>		<b>54.3</b>	<b>798</b>	<b>49.9</b>	<b>52</b>	<b>8</b>	<b>118.45</b>

## Rushing

Year	G/S	Att.	Gain	Loss	Net	Y/A	Y/G	Long	TDs
2012		Redshirt							
2013	1/0	1	3	0	3	3.0	3.0	3 vs. S. Dakota St.	0
2014	7/0	7	52	5	47	6.7	6.7	15 vs. Fla. Atlantic	0
2015	2/1	7	15	50	-35	-5.0	-17.5	7 at Purdue	0
2016	6/1	7	40	31	9	1.3	1.5	21 vs. Maryland	0
<b>Totals</b>	<b>16/2</b>	<b>22</b>	<b>110</b>	<b>86</b>	<b>24</b>	<b>1.1</b>	<b>10.5</b>	<b>21 vs. Maryland</b>	<b>0</b>

## CAREER HONORS

- » Nebraska Scholar-Athlete Honor Roll (Fall, 2012)
- » Brook Berringer Citizenship Team (2013)
- » Nebraska Student-Athlete HERO Leadership Award (2013)

## CAREER SINGLE-GAME HIGHS

### Passing

- » Attempts – 48 at Purdue (2015)
- » Completions – 29 at Purdue (2015)
- » Yards – 407 at Purdue (2015)
- » Touchdowns – 4 at Purdue (2015)

### Rushing

- » Rushes – 7 at Purdue (2015)
- » Yards – 29 vs. Florida Atlantic (2014)

## 2016 SINGLE-GAME HIGHS

### Passing

- » Attempts – 37 vs. Maryland
- » Completions – 23 vs. Maryland
- » Yards – 220 vs. Maryland
- » Touchdowns – 1 vs. Wyoming, vs. Maryland

### Rushing

- » Rushes – 5 vs. Maryland
- » Yards – 10 vs. Maryland

## 2016 SEASON NOTES

- » Made his second career against Maryland, completed 23-of-37 passes for 220 yards and one touchdown. Aksi notched a career-long 21-yard rush in the second quarter.
- » The Husker victory against the Gophers was the first win by Nebraska started by a quarterback other than Tommy Armstrong or Taylor Martinez since a 2010 win over Colorado when Cody Green started at quarterback.
- » Threw a 35-yard touchdown pass on his only attempt against Wyoming.
- » Saw significant time against Ohio State after replacing Tommy Armstrong Jr., who was injured in the second quarter.



## #18 TRE BRYANT • Fr. • IB

ST. LOUIS, MO.  
CHRISTIAN BROTHERS COLLEGE

## CAREER STATS

## Rushing

Year	G/S	Att.	Gain	Loss	Net	Y/A	Y/G	Long	TDs
2016	11/0	32	138	7	131	4.1	11.9	22 vs. Maryland	1
<b>Totals</b>	<b>11/0</b>	<b>32</b>	<b>138</b>	<b>7</b>	<b>131</b>	<b>4.1</b>	<b>11.9</b>	<b>22 vs. Maryland</b>	<b>1</b>

## Kick Returns

Year	G/S	No.	Yds.	Y/R	Y/G	Long	TDs
2016	11/0	22	479	21.8	43.5	59 vs. Purdue	0
<b>Totals</b>	<b>11/0</b>	<b>22</b>	<b>479</b>	<b>21.8</b>	<b>43.5</b>	<b>59 vs. Purdue</b>	<b>0</b>

## 2016 GAME-BY-GAME

Opponent	----- Rushing -----				----- Kick Returns -----			
	No.	Yds	TD	Lg	No.	Yds	TD	Lg
Fresno State	5	36	1	13	1	32	0	32
Wyoming	7	34	0	11	2	41	0	24
Oregon	1	4	0	4	1	19	0	19
at Northwestern	0	0	0	0	1	21	0	21
Illinois	0	0	0	0	1	30	0	30
at Indiana	5	1	0	2	3	62	0	24
Purdue	0	0	0	0	1	59	0	59
at Wisconsin	0	0	0	0	2	34	0	19
at Ohio State	0	0	0	0	7	124	0	24
Minnesota	1	0	0	0	1	20	0	20
Maryland	13	56	0	22	2	37	0	24
at Iowa								
<b>Totals</b>	<b>32</b>	<b>131</b>	<b>1</b>	<b>22</b>	<b>22</b>	<b>479</b>	<b>0</b>	<b>59</b>



## #21 MIKALE WILBON • So. • IB

CHICAGO, ILL.  
DE LA SALLE INSTITUTE

## CAREER STATS

Year	G/S	Att.	Gain	Loss	Net	Y/A	Y/G	Long	TDs
2014									
			Redshirt						
2015	4/0	9	42	7	35	3.9	8.8	19 vs. South Alabama	0
2016	10/0	14	91	1	90	6.4	9.0	32 at Northwestern	0
<b>Totals</b>	<b>14/0</b>	<b>23</b>	<b>133</b>	<b>8</b>	<b>125</b>	<b>5.4</b>	<b>8.9</b>	<b>32 at Northwestern</b>	<b>0</b>

## CAREER HONORS

» 2014 Nebraska Offensive Scout Team MVP

## 2016 SEASON NOTES

»

## CAREER SINGLE-GAME HIGHS

» Rushes - 6 vs. BYU (2015), at Northwestern (2016)  
 » Rushing Yards - 55 at Northwestern (2016)  
 » Rushing Touchdowns - 0

## 2016 SINGLE-GAME HIGHS

» Rushes - 6 at Northwestern  
 » Rushing Yards - 55 at Northwestern  
 » Rushing Touchdowns - 0



## #22 DEVINE OZIGBO • So. • IB

SACHSE, TEXAS  
SACHSE HS

## CAREER STATS

Year	G/S	Att.	Gain	Loss	Net	Y/A	Y/G	Long	TDs
2015	11/0	38	212	3	209	5.5	19.0	31 at Illinois	1
2016	9/1	90	363	17	346	4.1	44.1	35 vs. Illinois	5
<b>Totals</b>	<b>20/1</b>	<b>128</b>	<b>575</b>	<b>20</b>	<b>555</b>	<b>4.5</b>	<b>29.6</b>	<b>35 at Illinois</b>	<b>6</b>

## 2016 GAME-BY-GAME

Opponent	----- Rushing -----				----- Receiving -----			
	No.	Yds	TD	Lg	No.	Yds	TD	Lg
Fresno State	17	103	2	17	1	5	0	5
Wyoming	15	44	1	9	1	39	0	39
Oregon	21	95	1	12	1	8	0	8
at Northwestern	13	41	0	15	0	0	0	0
Illinois	10	35	0	35	1	37	0	37
at Indiana	1	2	0	2	0	0	0	0
Purdue	0	0	0	0	0	0	0	0
at Wisconsin	10	33	1	16	0	0	0	0
at Ohio State	3	-7	0	0	0	0	0	0
Minnesota	-- Did Not Play --							
Maryland	-- Did Not Play --							
at Iowa								
<b>Totals</b>	<b>90</b>	<b>346</b>	<b>5</b>	<b>35</b>	<b>4</b>	<b>89</b>	<b>0</b>	<b>39</b>

## 2016 SEASON NOTES

» Rushed 17 times for a career-high 103 yards and a career-best two touchdowns against Fresno State. Had one rushing touchdown last season as a true freshman.  
 » Made first career start against Wyoming. Rushed for 44 yards and one touchdown on 15 carries. Also caught a 39-yard pass.  
 » Ran for 95 yards and one touchdown on a career-high 21 carries against Oregon.  
 » Had a 37-yard reception against Illinois, his second reception of over 30 yards this season.

## CAREER SINGLE-GAME HIGHS

» Rushes - 21 vs. Oregon (2016)  
 » Rushing Yards - 103 vs. Fresno State (2016)  
 » Rushing Touchdowns - 2 vs. Fresno State (2016)

## 2016 SINGLE-GAME HIGHS

» Rushes - 21 vs. Oregon  
 » Rushing Yards - 103 vs. Fresno State  
 » Rushing Touchdowns - 2 vs. Fresno State



# #24 AARON WILLIAMS • So. • S

 ATLANTA, GA.  
CARVER HS

## CAREER STATS

Year	G/S	(-----Tackles-----)					Fum.		PBU	INT	QB Hry.
		UT	AT	TT	TFL	Sacks	C-R	BK			
2015	13/3	17	7	24	3-9	0.0-0	0-0	0	0	0	0
2016	11/9	26	26	52	5-21	2.0-18	0-0	0	7	3	0
<b>Totals</b>	<b>24/12</b>	<b>43</b>	<b>33</b>	<b>76</b>	<b>8-30</b>	<b>2.0-18</b>	<b>0-0</b>	<b>0</b>	<b>7</b>	<b>3</b>	<b>0</b>

## CAREER HONORS

» Nebraska Scholar-Athlete Honor Roll (Spring, 2015)

## 2016 SEASON NOTES

» Had his first career interception against Wyoming.  
 » Career-high 11 tackles vs. Minnesota  
 » Notched his second career interception at Northwestern.  
 » Had a 13-yard sack at Indiana, marking his first career sack. Also sealed the win with a fourth-quarter interception, his third interception this season.  
 » Second career sack and career-high two pass breakups vs. Maryland.

## CAREER SINGLE-GAME HIGHS

» Tackles - 11 vs. Minnesota (2016)  
 » Tackles for Loss - 1, eight times  
 » Sacks - 1.0 at Indiana (2016), vs. Maryland (2016)  
 » Pass Breakups - 2 vs. Maryland (2016)  
 » Interceptions - 1 vs. Wyoming, at Northwestern, at Indiana (all in 2016)

## 2016 SINGLE-GAME HIGHS

» Tackles - 11 vs. Minnesota  
 » Tackles for Loss - 1, five times  
 » Sacks - 1.0 at Indiana, vs. Maryland  
 » Pass Breakups - 2 vs. Maryland  
 » Interceptions - 1 vs. Wyoming, at Northwestern, at Indiana

## 2016 GAME-BY-GAME

Opponent	--Tackles--		-Sacks-		FF-FR-Yds	Int-Yds	PBU	QBH
	UT-AT-TT	TFL-Yds	No-Yds	FF-FR-Yds				
Fresno State	3-2-5	1-1	0.0-0	0-0-0	0-0	0	1	0
Wyoming	0-0-0	0-0	0.0-0	0-0-0	1-0	1	0	0
Oregon	0-4-4	0-0	0.0-0	0-0-0	0-0	0	0	0
at Northwestern	5-2-7	1-2	0.0-0	0-0-0	1-0	1	0	0
Illinois	0-3-3	0-0	0.0-0	0-0-0	0-0	1	0	0
at Indiana	2-0-2	1-13	1.0-13	0-0-0	1-0	0	0	0
Purdue	1-2-3	0-0	0.0-0	0-0-0	0-0	0	0	0
at Wisconsin	4-1-5	0-0	0.0-0	0-0-0	0-0	0	0	0
at Ohio State	3-5-8	0-0	0.0-0	0-0-0	0-0	0	0	0
Minnesota	5-6-11	1-0	0.0-0	0-0-0	0-0	1	0	0
Maryland	3-1-4	1-5	1.0-5	0-0-0	0-0	2	0	0
at Iowa								
<b>Totals</b>	<b>26-26-52</b>	<b>5-21</b>	<b>2.0-18</b>	<b>0-0-0</b>	<b>3-0</b>	<b>7</b>	<b>0</b>	



# #25 NATE GERRY • Sr. • S

 SIOUX FALLS, S.D.  
WASHINGTON HS

## CAREER STATS

Year	G/S	(-----Tackles-----)					Fum.		PBU	INT	QB Hry.
		UT	AT	TT	TFL	Sacks	C-R	BK			
2013	13/3	18	14	32	2-3	0.0-0	0-0	0	0	0	1
2014	13/13	49	39	88	7-9	0.5-2	2-1	0	4	5	3
2015	13/13	49	30	79	3-12	1.0-9	1-0	0	7	4	0
2016	10/10	43	25	68	7-7	0.5-1	0-0	0	8	4	1
<b>Totals</b>	<b>49/39</b>	<b>159</b>	<b>108</b>	<b>267</b>	<b>19-31</b>	<b>2.0-12</b>	<b>3-1</b>	<b>0</b>	<b>19</b>	<b>13</b>	<b>5</b>

## CAREER HONORS

» 2015, 2016 Team Captain  
 » Bednarik Award Semifinalist (2016)  
 » Third-Team All-Big Ten (Media, 2015)  
 » 2015 Lott Trophy Watch List  
 » Second-Team All-Big Ten (Media, 2014)  
 » Honorable-Mention All-Big Ten (Coaches, 2014, 2015)  
 » Big Ten Defensive Player of the Week (Iowa, 2014; Wyoming, 2016)  
 » Nebraska Defensive Co-MVP (2014)  
 » Honorable-Mention Big Ten All-Freshman Team (BTN, 2013)  
 » Brook Berringer Citizenship Team (2016)  
 » Tom Osborne Citizenship Team (2016)

## 2016 SEASON NOTES

» Intercepted a pair of passes in the fourth quarter against Wyoming, marking his 10th and 11th career interceptions.  
 » Topped 200 career total tackles against Wyoming. The fifth Husker defensive back to record 200 career tackles.  
 » Four tackles against Maryland, giving him 267 career tackles and moving him within nine tackles of the top five on the NU career list. Is also 20 tackles from the school record for defensive backs, held by Mike Brown who had 287 tackles from 1996 to 1999.  
 » Had two fourth quarter interceptions at Wisconsin, giving him 13 for his career. Moved into a tie for second with Josh Bullocks on the Nebraska career interceptions list. He trails only Dana Stephenson (14) on the list.

## CAREER SINGLE-GAME HIGHS

» Tackles - 15 at Iowa (2014)  
 » Tackles for Loss - 4 at Purdue (2013)  
 » Pass Breakups - 2, five times  
 » Interceptions - 2 vs. Wyoming (2016), at Wisconsin (2016)  
 » Long Interception Return - 54 vs. Illinois (2014)

## 2016 SINGLE-GAME HIGHS

» Tackles - 9 vs. Oregon, at Ohio State  
 » Tackles for Loss - 2 vs. Oregon, at Northwestern  
 » Pass Breakups - 2 at Northwestern  
 » Interceptions - 2 vs. Wyoming, at Wisconsin.

## 2016 GAME-BY-GAME

Opponent	--Tackles--		-Sacks-		FF-FR-Yds	Int-Yds	PBU	QBH
	UT-AT-TT	TFL-Yds	No-Yds	FF-FR-Yds				
Fresno State		-- Did Not Play --						
Wyoming	4-3-7	1-1	0.0-0	0-0-0	2-8	1	0	0
Oregon	4-5-9	2-2	0.0-0	0-0-0	0-0	1	0	0
at Northwestern	5-3-8	2-2	0.5-1	0-0-0	0-0	2	0	0
Illinois	3-2-5	0-0	0.0-0	0-0-0	0-0	0	0	0
at Indiana	6-2-8	2-2	0.0-0	0-0-0	0-0	0	1	0
Purdue	2-4-6	0-0	0.0-0	0-0-0	0-0	1	0	0
at Wisconsin	7-0-7	0-0	0.0-0	0-0-0	2-10	1	0	0
at Ohio State	9-0-9	0-0	0.0-0	0-0-0	0-0	0	0	0
Minnesota	1-4-5	0-0	0.0-0	0-0-0	0-0	1	0	0
Maryland	2-2-4	0-0	0.0-0	0-0-0	0-0	1	0	0
at Iowa								
<b>Totals</b>	<b>43-25-68</b>	<b>7-7</b>	<b>0.5-1</b>	<b>0-0-0</b>	<b>4-18</b>	<b>8</b>	<b>1</b>	





## #26 KIERON WILLIAMS • Jr. • S

SHREVEPORT, LA.  
AIR FORCE PREP/C.E. BYRD HS

## CAREER STATS

Year	G/S	Tackles					Fum.		QB		
		UT	AT	TT	TFL	Sacks	C-R	BK	PBU	INT	Hry.
2014	13/0	4	5	9	1-1	0.0-0	0-0	3	0	0	0
2015	13/0	5	2	7	0-0	0.0-0	0-0	0	0	0	0
2016	11/9	39	23	62	3-2	0.0-0	0-0	0	2	5	0
<b>Totals</b>	<b>37/9</b>	<b>48</b>	<b>30</b>	<b>78</b>	<b>4-3</b>	<b>0.0-0</b>	<b>0-0</b>	<b>3</b>	<b>2</b>	<b>5</b>	<b>0</b>

## CAREER HONORS

- » Brook Berringer Citizenship Team (2015, 2016)
- » Tom Osborne Citizenship Team (2015, 2016)

## 2016 SEASON NOTES

- » Had a career-high 10 tackles and his first career interception against Fresno State. Matched it with 10 solo stops at Indiana.
- » Had a 23-yard interception return for a touchdown against Wyoming. Was Nebraska's first INT for a touchdown since Joshua Kalu had a 41-yard pick-six at Minnesota in 2015.
- » Had an interception on the first play of the game against Purdue and a pick in the fourth quarter to help seal the win.
- » Sealed a NU win with a fourth-quarter interception against Minnesota, his team-high fifth of the season.

## CAREER SINGLE-GAME HIGHS

- » Tackles - 10 vs. Fresno State (2016), at Indiana (2016)
- » Tackles for Loss - 1, four times
- » Pass Breakups - 1 vs. Oregon (2016)
- » Interceptions - 2 vs. Purdue (2016)

## 2016 SINGLE-GAME HIGHS

- » Tackles - 10 vs. Fresno State, at Indiana
- » Tackles for Loss - 1 vs. Fresno State, at Indiana, vs. Purdue
- » Pass Breakups - 1 vs. Oregon
- » Interceptions - 2 vs. Purdue

## 2016 GAME-BY-GAME

Opponent	Tackles		Sacks		FF-FR-Yds	Int-Yds	PBU	QBH
	UT-AT-TT	TFL-Yds	No-Yds	FF-FR-Yds				
Fresno State	6-4-10	1-0	0.0-0	0-0-0	1-8	0	0	
Wyoming	4-1-5	0-0	0.0-0	0-0-0	1-23	0	0	
Oregon	3-4-7	0-0	0.0-0	0-0-0	0	1	0	
at Northwestern	5-3-8	0-0	0.0-0	0-0-0	0	0	0	
Illinois	0-3-3	0-0	0.0-0	0-0-0	0	0	0	
at Indiana	10-0-10	1-1	0.0-0	0-0-0	0	0	0	
Purdue	2-2-4	1-1	0.0-0	0-0-0	2-1	1	0	
at Wisconsin	2-0-2	0-0	0.0-0	0-0-0	0-0	0	0	
at Ohio State	3-1-4	0-0	0.0-0	0-0-0	0-0	0	0	
Minnesota	1-4-5	0-0	0.0-0	0-0-0	1-12	0	0	
Maryland	3-1-4	0-0	0.0-0	0-0-0	0-0	0	0	
at Iowa								
<b>Totals</b>	<b>39-23-62</b>	<b>3-2</b>	<b>0.0-0</b>	<b>0-0-0</b>	<b>5-44</b>	<b>2</b>	<b>0</b>	



## #34 DREW BROWN • Jr. • PK

SOUTHLAKE, TEXAS  
SOUTHLAKE CARROLL HS

## CAREER STATS

Year	G/S	PAT	FG	Pct.	TP	PPG	0-19	20-29	30-39	40-49	50+	Lg
2014	13/13	59/59	14/21	66.7	101	7.8	1-1	4-5	7-8	2-6	0-1	44
2015	13/13	45/47	21/27	77.8	107	8.2	0-0	6-7	2-3	12-14	1-3	50
2016	11/11	34/34	10/12	83.3	64	5.8	0-0	4-4	3-3	2-3	1-2	51
<b>Totals</b>	<b>37/37</b>	<b>138/140</b>	<b>45/60</b>	<b>75.0</b>	<b>272</b>	<b>7.4</b>	<b>1-1</b>	<b>14-16</b>	<b>12-14</b>	<b>16-23</b>	<b>2-6</b>	<b>51</b>

## CAREER HONORS

- » Second-Team All-Big Ten (Media, AP, 2015)
- » Honorable-Mention All-Big Ten (Coaches, 2015)
- » Two-Time Nebraska Scholar-Athlete Honor Roll
- » Brook Berringer Citizenship Team (2015, 2016)
- » Tom Osborne Citizenship Team (2015, 2016)

## CAREER SINGLE-GAME HIGHS

- » FGs - 5 vs. Southern Miss (2015)
- » Long FG - 51 vs. Purdue (2016)
- » PATs - 7 at Fresno State (2014), vs. Wyoming (2016)

## 2016 SINGLE-GAME HIGHS


- » FGs - 2 at Indiana, vs. Purdue
- » Long FG - 51 vs. Purdue
- » PATs - 7 vs. Wyoming

## 2016 SEASON NOTES

- » Missed a 56-yard field goal in the second quarter against Illinois, ending his streak of 13 consecutive field goals made.
- » Connected on a 40-yard field goal and a 39-yard field goal at Indiana. The second field goal was the 40th of his career, making Brown the fourth Husker with 40 career field goals.
- » Connected on a career-long 51-yard field goal in the fourth quarter against Purdue, bettering his 50-yard field goal against Southern Miss in 2015.
- » Made a 20-yard field goal at Ohio State, giving him 44 in his career, good for sole possession of third place in school history.
- » Connected on a 46-yard field goal in the first quarter against Minnesota, marking his 45th career field goal. Scored six points against the Gophers, pushing his career scoring total to 272, moving him past Ahman Green (270 points) into seventh place on the Nebraska career scoring list.

## 2016 GAME-BY-GAME

Opponent	XP-ATT	FG-ATT	Lg	Blk	Pts
Fresno State	4-4	0-0	0	0	4
Wyoming	7-7	1-1	29	0	10
Oregon	5-5	0-0	0	0	5
at Northwestern	3-3	1-1	23	0	6
Illinois	4-4	1-2	29	0	7
at Indiana	3-3	2-2	40	0	9
Purdue	3-3	2-3	51	0	9
at Wisconsin	2-2	1-1	35	0	5
at Ohio State	0-0	1-1	20	0	3
Minnesota	3-3	1-1	46	0	6
Maryland	0-0	0-0	0	0	0
at Iowa					
<b>Totals</b>	<b>34-34</b>	<b>10-12</b>	<b>51</b>	<b>0</b>	<b>64</b>



# #34 TERRELL NEWBY • Sr. • IB

 LOS ANGELES, CALIF.  
CHAMINADE HS

## CAREER STATS

Year	G/S	Att.	Gain	Loss	Net	Y/A	Y/G	Long	TDs
2013	13/0	54	302	4	298	5.5	24.8	23 at Purdue	2
2014	13/0	67	302	5	297	4.4	22.8	43 vs. Florida Atlantic	5
2015	13/8	147	786	21	765	5.2	58.8	69 at Minnesota	5
2016	11/10	171	852	27	825	4.8	75.0	63 vs. Illinois	7
<b>Totals</b>	<b>50/18</b>	<b>439</b>	<b>2,242</b>	<b>57</b>	<b>2,185</b>	<b>5.0</b>	<b>43.7</b>	<b>69 at Minnesota</b>	<b>19</b>

## CAREER HONORS

- » Big Ten Player of the Week (vs. South Alabama, 2015)
- » Brook Berringer Citizenship Team (2015)
- » Tom Osborne Citizenship Team (2015)

## 2016 SEASON NOTES

- » Rushed for 98 yards on 22 carries and a career-high three rushing touchdowns against Maryland. Increased his career rushing total to 2,185, moving him up three spots to 25th on the NU career rushing list
- » Carried 16 times for 113 yards in the fourth quarter against Illinois to finish with 27 carries for 140 yards and two touchdowns. Had a 63-yard touchdown run in the fourth quarter, NU's longest run from scrimmage this season.
- » Had a 49-yard run at Northwestern, the second-longest run by a Husker in 2016.
- » Had 102 yards and a touchdown on 22 carries at Indiana, marking his second straight 100-yard rushing game. On Nebraska's fourth-quarter drive that resulted in a field goal, Newby carried the ball nine times for 49 yards.
- » Ran for 82 yards on 22 carries against Purdue, including 65 yards on 10 carries in the fourth quarter.
- » Had a 31-yard touchdown reception against Minnesota, marking a career long reception. His previous long was 30 yards against South Alabama in 2015. The touchdown catch was the second of Newby's career. Also rushed for 85 yards on 16 carries, including 60 yards in the fourth quarter on nine carries.

## CAREER SINGLE-GAME HIGHS

- » Rushes – 28 vs. South Alabama (2015)
- » Rushing Yards – 198 vs. South Alabama (2015)
- » Rushing Touchdowns – 3 vs. Maryland (2016)

## 2016 SINGLE-GAME HIGHS

- » Rushes – 27 vs. Illinois
- » Rushing Yards – 140 vs. Illinois
- » Rushing Touchdowns – 3 vs. Maryland

## 2016 GAME-BY-GAME

Opponent	----- Rushing -----				----- Receiving -----			
	No.	Yds	TD	Lg	No.	Yds	TD	Lg
Fresno State	11	56	0	12	0	0	0	0
Wyoming	4	20	0	7	4	27	0	11
Oregon	7	42	0	19	0	0	0	0
at Northwestern	10	69	1	49	2	14	0	14
Illinois	27	140	2	63	2	26	0	21
at Indiana	22	102	1	18	1	1	0	1
Purdue	22	82	0	25	2	21	0	15
at Wisconsin	17	77	0	19	1	0	0	0
at Ohio State	13	54	0	17	0	0	0	0
Minnesota	16	85	0	25	1	31	1	31
Maryland	22	98	3	14	2	16	0	11
at Iowa								
<b>Totals</b>	<b>171</b>	<b>852</b>	<b>7</b>	<b>63</b>	<b>15</b>	<b>136</b>	<b>1</b>	<b>31</b>



# #35 CALEB LIGHTBOURN • Fr. • P

 WASHOUGAL, WASH.  
CAMAS HS

## CAREER STATS

Year	G/S	No.	Yds.	Avg.	Long	TB	I20	Blk.
2016	10/10	48	1,915	39.9	58	5	19	2
<b>Totals</b>	<b>10/10</b>	<b>48</b>	<b>1,915</b>	<b>39.9</b>	<b>58</b>	<b>5</b>	<b>19</b>	<b>2</b>

## 2016 GAME-BY-GAME

Opponent	No.	Yds	Avg	Lg	Blkd	TB	I20
Fresno State	4	145	36.2	43	1	0	0
Wyoming	3	94	31.3	44	0	0	1
Oregon	5	236	47.2	58	0	0	3
at Northwestern	5	193	38.6	47	0	2	1
Illinois	0	0	0.0	0	0	0	0
at Indiana	5	189	37.8	45	1	1	2
Purdue	4	172	43.0	56	1	0	3
at Wisconsin	7	291	41.6	51	0	1	3
at Ohio State	6	251	41.8	53	0	0	3
Minnesota	4	122	30.5	44	0	0	0
Maryland	4	222	44.4	54	0	1	3
at Iowa							
<b>Totals</b>	<b>48</b>	<b>1,915</b>	<b>39.9</b>	<b>58</b>	<b>3</b>	<b>5</b>	<b>19</b>

## CAREER HONORS

- » Big Ten Freshman of the Week (Oregon, 2015)

## 2016 SEASON NOTES

- » Averaged 47.2 yards on five punts against Oregon. Pinned the Ducks inside their 20 three times, including inside their five-yard line once.
- » Averaged 43.0 yards on four punts against Purdue, with a season-high three punts downed inside the 20, with all three inside the Boilermaker 10-yard line.
- » Averaged 41.6 yards on seven punts at Wisconsin, with three punts downed inside the Badger 20-yard line. The three punts downed inside the 20 tied his season high set against Oregon and Purdue.
- » Put three punts inside the Buckeyes' 20-yard line, his third straight game with three punts inside the opponent's 20.
- » Averaged 44.4 yards on four punts against Maryland with three punts inside the Terps' 20-yard line. Has five games this year with three punts inside the opponent 20, including four of the last five games.

## 2016 SINGLE-GAME HIGHS

- » Long Punt – 58 vs. Oregon
- » Single-Game Average – 47.2 vs. Oregon
- » Punts Downed Inside Opponent 20 – 3 vs. Oregon, vs. Purdue, at Wisconsin, at Ohio State, vs. Maryland



## #41 LUKE MCNITT • RFr. • FB

KEARNEY, NEB.  
NEBRASKA-KEARNEY/KEARNEY HS

## CAREER STATS

Year	G/S	Att.	Gain	Loss	Net	Y/A	Y/G	Long	TDs
2014			Redshirt						
2015	5/0	0	0	0	0	0.0	0.0	0	0
2016	11/2	0	0	0	0	0.0	0.0	0	0
<b>Totals</b>	<b>16/2</b>	<b>0</b>	<b>0</b>	<b>0</b>	<b>0</b>	<b>0.0</b>	<b>0.0</b>	<b>0</b>	<b>0</b>

## CAREER HONORS

» Academic All-Big Ten (2015)

## 2016 SEASON NOTES

» Made first career start against Oregon.  
 » Recovered a fumble on special teams at Ohio State.

## 2016 SINGLE-GAME HIGHS

» Rushes - 0  
 » Rushing Yards - 0  
 » Rushing Touchdowns - 0  
 » Rushing Touchdowns - 0

» Single Game High Tackles - 2 vs. Fresno State  
 » Season Total Tackles - 9



## #42 TREY FOSTER • Sr. • TE

LINCOLN, NEB.  
SOUTHEAST HS

## CAREER STATS

Year	G/S	No.	Yds.	Y/R	Y/G	Long	TDs
2012			Redshirt				
2013	6/0	1	9	9.0	1.5	9 at Purdue	0
2014	8/1	1	6	6.0	0.8	6 vs. Northwestern	0
2015	10/0	1	9	9.0	0.9	9 vs. BYU	1
2016	11/0	1	6	6.0	0.5	6 vs. Illinois	1
<b>Totals</b>	<b>35/1</b>	<b>4</b>	<b>30</b>	<b>7.5</b>	<b>0.9</b>	<b>9 at Purdue, vs. BYU</b>	<b>2</b>

## CAREER HONORS

» Two-Time Nebraska Scholar-Athlete Honor Roll  
 » Brook Berringer Citizenship Team (2013, 2015, 2016)  
 » Tom Osborne Citizenship Team (2015, 2016)  
 » Nebraska Student-Athlete HERO Leadership Award (2013, 2015)

## 2016 SEASON NOTES


» Caught a six-yard touchdown pass against Illinois, his second career touchdown.

## CAREER SINGLE-GAME HIGHS

» Receptions - 1, three times  
 » Receiving Yards - 9 at Purdue (2013), vs. BYU (2015)  
 » Touchdowns - 1 vs. BYU (2015), vs. Illinois (2016)

## 2016 SINGLE-GAME HIGHS

» Receptions - 1 vs. Illinois  
 » Receiving Yards - 6 vs. Illinois  
 » Touchdowns - 1 vs. Illinois



## #44 MICK STOLTENBERG • So. • DL

GRETNA, NEB.  
GRETNA HS

## CAREER STATS

Year	G/S	UT	AT	TT	TFL	Sacks	Fum. C-R	BK	PBU	INT	QB Hry.
2014											
2015	9/0	2	0	2	1-6	1.0-6	0-1	0	0	0	0
2016	10/7	7	16	23	3-6	1.5-5	0-0	0	0	0	1
<b>Totals</b>	<b>19/7</b>	<b>9</b>	<b>16</b>	<b>25</b>	<b>4-12</b>	<b>2.5-11</b>	<b>0-1</b>	<b>0</b>	<b>0</b>	<b>0</b>	<b>1</b>

## CAREER HONORS

» CoSIDA Academic All-District VII (2016)  
 » Three-Time Nebraska Scholar-Athlete Honor Roll

## 2016 SEASON NOTES

» Set a career high with two TFLs at Northwestern.  
 » Career-high six tackles at Wisconsin, including a three-yard sack.

## 2016 GAME-BY-GAME


Opponent	--Tackles-- UT-AT-TT	TFL-Yds	-Sacks- No-Yds	FF-FR-Yds	Int-Yds	PBU	QBH
Fresno State	1-1-2	0-0	0.0-0	0-0-0	0-0	0	0
Wyoming	-- Did Not Play Due to Injury--						
Oregon	0-1-1	0-0	0.0-0	0-0-0	0-0	0	0
at Northwestern	1-1-2	2-3	0.5-2	0-0-0	0-0	0	0
Illinois	0-2-2	0-0	0.0-0	0-0-0	0-0	0	0
at Indiana	0-0-0	0-0	0.0-0	0-0-0	0-0	0	0
Purdue	1-2-3	0-0	0.0-0	0-0-0	0-0	0	1
at Wisconsin	2-4-6	1-3	1.0-3	0-0-0	0-0	0	0
at Ohio State	0-1-1	0-0	0.0-0	0-0-0	0-0	0	0
Minnesota	2-2-4	0-0	0.0-0	0-0-0	0-0	0	0
Maryland	0-2-2	0-0	0.0-0	0-0-0	0-0	0	0
at Iowa							
<b>Totals</b>	<b>7-16-23</b>	<b>3-6</b>	<b>1.5-5</b>	<b>0-0-0</b>	<b>0-0</b>	<b>0</b>	<b>1</b>

## CAREER SINGLE-GAME HIGHS

» Tackles - 6 at Wisconsin (2016)  
 » Tackles for Loss - 2 at Northwestern (2016)  
 » Sacks - 1 vs. South Alabama (2015), at Wisconsin (2016)

## 2016 SINGLE-GAME HIGHS

» Tackles - 6 at Wisconsin  
 » Tackles for Loss - 2 at Northwestern  
 » Sacks - 1.0 at Wisconsin



## #49 CHRIS WEBER • Jr. • LB

ELKHORN, NEB.  
ELKHORN HS

## CAREER STATS

Year	G/S	UT	AT	TT	TFL	Sacks	Fum. C-R	BK	PBU	INT	QB Hry.
2013											
2014	13/0	3	3	6	0-0	0.0-0	0-0	0	0	0	0
2015	10/4	19	30	49	5-10	0.0-0	0-1	0	2	0	2
2016	11/0	5	11	16	1-1	0.0-0	0-0	0	0	0	0
<b>Totals</b>	<b>34/4</b>	<b>27</b>	<b>44</b>	<b>71</b>	<b>6-11</b>	<b>0.0-0</b>	<b>0-1</b>	<b>0</b>	<b>2</b>	<b>0</b>	<b>2</b>

## CAREER HONORS

» Big Ten Distinguished Scholar (2015)  
 » CoSIDA Academic All-District VII (2015, 2016)  
 » Academic All-Big Ten (2014, 2015)  
 » Nebraska Walk-On of the Year (2015)  
 » Six-Time Nebraska Scholar-Athlete Honor Roll  
 » Brook Berringer Citizenship Team (2014, 2015, 2016)  
 » Tom Osborne Citizenship Team (2014, 2015, 2016)

## CAREER SINGLE-GAME HIGHS

» Tackles - 17 at Illinois (2015)  
 » Tackles for Loss - 3 at Illinois (2015)  
 » Sacks - 0

## 2016 SINGLE-GAME HIGHS

» Tackles - 5 at Ohio State  
 » Tackles for Loss - 1 at Ohio State  
 » Sacks - 0

## 2016 SEASON NOTES

» Season-high five tackles at Ohio State.





## #52 JOSH BANDERAS • Sr. • LB

LINCOLN, NEB.  
SOUTHWEST HS

## CAREER STATS

Year	G/S	Tackles					Fum.		PBU	INT	QB Hry.
		UT	AT	TT	TFL	Sacks	C-R	BK			
2013	13/4	12	16	28	3-9	2.0-8	0-0	0	1	0	1
2014	12/6	19	31	50	2-5	0.0-0	0-0	0	0	0	1
2015	9/9	34	27	61	7-10	0.0-0	0-0	0	2	0	1
2016	11/10	33	47	80	6-6	0.0-0	0-0	0	0	0	3
<b>Totals</b>	<b>45/29</b>	<b>98</b>	<b>121</b>	<b>219</b>	<b>18-30</b>	<b>2.0-8</b>	<b>0-0</b>	<b>0</b>	<b>3</b>	<b>0</b>	<b>6</b>

## CAREER HONORS

- » 2016 Team Captain
- » True Freshman All-American (247 Sports, 2013)
- » Honorable-Mention Big Ten All-Freshman Team (BTN, 2013)
- » Four-Time Nebraska Scholar-Athlete Honor Roll
- » Nebraska Student-Athlete HERO Leadership Award (2016)
- » Brook Berringer Citizenship Team (2014, 2016)
- » Tom Osborne Citizenship Team (2014, 2016)

## 2016 GAME-BY-GAME

Opponent	Tackles		Sacks		FF-FR-Yds	Int-Yds	PBU	QBH
	UT	AT	UT	AT				
Fresno State	1-1	2	0-0	0.0-0	0-0-0	0-0	0	0
Wyoming	2-5	7	0-0	0.0-0	0-0-0	0-0	0	1
Oregon	2-3	5	1-1	0.0-0	0-0-0	0-0	0	0
at Northwestern	2-2	4	0-0	0.0-0	0-0-0	0-0	0	1
Illinois	1-0	1	0-0	0.0-0	0-0-0	0-0	0	0
at Indiana	8-3	11	1-1	0.0-0	0-0-0	0-0	0	0
Purdue	5-8	13	1-1	0.0-0	0-0-0	0-0	0	1
at Wisconsin	4-4	8	0-0	0.0-0	0-0-0	0-0	0	0
at Ohio State	2-7	9	0-0	0.0-0	0-0-0	0-0	0	0
Minnesota	6-5	11	2-2	0.0-0	0-0-0	0-0	0	0
Maryland	0-9	9	1-1	0.0-0	0-0-0	0-0	0	0
at Iowa								
<b>Totals</b>	<b>33</b>	<b>47</b>	<b>80</b>	<b>6-6</b>	<b>0.0-0</b>	<b>0-0</b>	<b>0</b>	<b>3</b>

## 2016 SEASON NOTES

- » Led the team with nine tackles against Maryland and has made at least eight tackles in each of the past six games. Moved his career tackles total to 219, moving him up to 26th on the Nebraska career tackles list
- » Recorded a then-season-high 11 tackles at Indiana.
- » Recorded a season-high 13 tackles against Purdue, one shy of matching his career high against USC in the 2014 Holiday Bowl.

## CAREER SINGLE-GAME HIGHS

- » Tackles – 14 vs. USC (2014 Holiday Bowl)
- » Tackles for Loss – 2, three times
- » Sacks – 1.0, twice

## 2016 SINGLE-GAME HIGHS

- » Tackles – 13 vs. Purdue
- » Tackles for Loss – 2 vs. Minnesota
- » Sacks – 0



## #55 KEVIN MAURICE • Sr. • DT

ORLANDO, FLA.  
FREEDOM HS

## CAREER STATS

Year	G/S	Tackles					Fum.		PBU	INT	QB Hry.
		UT	AT	TT	TFL	Sacks	C-R	BK			
2013	6/0	1	2	3	0-0	0.0-0	0-0	0	0	0	0
2014	10/0	2	6	8	1-5	0.5-5	0-0	0	0	0	1
2015	10/1	10	11	21	3-16	1.0-11	2-0	0	0	0	1
2016	11/11	10	18	28	5-23	3.0-20	0-0	0	0	0	2
<b>Totals</b>	<b>37/12</b>	<b>23</b>	<b>37</b>	<b>60</b>	<b>9-44</b>	<b>4.5-36</b>	<b>2-0</b>	<b>0</b>	<b>0</b>	<b>0</b>	<b>4</b>

## CAREER HONORS

- » Nebraska Scholar-Athlete Honor Roll (Fall, 2013; Spring 2015)
- » Brook Berringer Citizenship Team (2014, 2015)
- » Tom Osborne Citizenship Team (2014, 2015)

## 2016 SEASON NOTES

- » Had two sacks for 12 yards on back-to-back plays at Northwestern. Entered the game with 1.5 career sacks.

## 2016 GAME-BY-GAME

Opponent	Tackles		Sacks		FF-FR-Yds	Int-Yds	PBU	QBH
	UT	AT	UT	AT				
Fresno State	0-2	2	0-0	0.0-0	0-0-0	0-0	0	0
Wyoming	0-1	1	0-0	0.0-0	0-0-0	0-0	0	0
Oregon	0-1	1	0-0	0.0-0	0-0-0	0-0	0	0
at Northwestern	3-0	3	2-12	2.0-12	0-0-0	0-0	0	0
Illinois	1-1	2	1-2	0.0-0	0-0-0	0-0	0	1
at Indiana	3-1	4	0-0	0.0-0	0-0-0	0-0	0	0
Purdue	1-1	2	1-8	1.0-8	0-0-0	0-0	0	0
at Wisconsin	0-3	3	0-0	0.0-0	0-0-0	0-0	0	0
at Ohio State	1-1	2	0-0	0.0-0	0-0-0	0-0	0	0
Minnesota	1-7	8	1-1	0.0-0	0-0-0	0-0	0	0
Maryland	0-0	0	0-0	0.0-0	0-0-0	0-0	0	1
at Iowa								
<b>Totals</b>	<b>10</b>	<b>18</b>	<b>28</b>	<b>5-23</b>	<b>0.0-0</b>	<b>0-0</b>	<b>0</b>	<b>2</b>

## CAREER SINGLE-GAME HIGHS

- » Tackles - 8 at Illinois (2015), vs. Minnesota (2016)
- » Tackles for Loss – 2 at Northwestern (2016)
- » Sacks – 2.0 at Northwestern (2016)

## 2016 SINGLE-GAME HIGHS

- » Tackles - 8 vs. Minnesota
- » Tackles for Loss – 2 at Northwestern
- » Sacks – 2.0 at Northwestern

**#62 COLE CONRAD • So. • OT**FREMONT, NEB.  
ARCHBISHOP BERGAN HS**CAREER STATS**

- » Games Played - 11 (11 in 2016)
- » Games Started - 3 (3 in 2016)

**CAREER HONORS**

- » Nebraska Scholar-Athlete Honor Roll (Spring 2016; Fall 2015)

**2016 SEASON NOTES**

- » Made his first career start at Ohio State.

**#63 TANNER FARMER • So. • OG**HIGHLAND, ILL.  
HIGHLAND HS**CAREER STATS**

- » Games Played - 9 (9 in 2016)
- » Games Started - 9 (9 in 2016)

**CAREER HONORS**

- » Brook Berringer Citizenship Team (2016)
- » Tom Osborne Citizenship Team (2016)

**2016 SEASON NOTES**

- » NU O-Line was named to the Midseason Joe Moore Award Honor Roll (1-of-17).
- » Helped the Huskers rack up 550 yards of total offense against Wyoming.
- » Helped Nebraska amass 556 yards of total offense at Northwestern.

**#66 DYLAN UTTER • Sr. • C**PAPILLION, NEB.  
PAPILLION-LA VISTA HS**CAREER STATS**

- » Games Played - 30 (6 in 2014; 13 in 2015; 11 in 2016)
- » Games Started - 25 (1 in 2014; 13 in 2015; 11 in 2016)

**CAREER HONORS**

- » 2016 Team Captain
- » Academic All-Big Ten (2015)
- » Three-Time Nebraska Scholar-Athlete Honor Roll
- » Brook Berringer Citizenship Team (2016)
- » Tom Osborne Citizenship Team (2016)

**2016 SEASON NOTES**

- » NU O-Line was named to the Midseason Joe Moore Award Honor Roll (1-of-17).
- » Helped the Huskers rack up 550 yards of total offense against Wyoming.
- » Helped Nebraska amass 556 yards of total offense at Northwestern.

**#67 JERALD FOSTER • So. • OG**LINCOLN, NEB.  
SOUTHEAST HS**CAREER STATS**

- » Games Played - 15 (13 in 2015; 2 in 2016)
- » Games Started - 2 (2 in 2016)

**CAREER HONORS**

- » Nebraska Scholar-Athlete Honor Roll (Fall 2014, 2015; Spring 2015, 2016)
- » Brook Berringer Citizenship Team (2015, 2016)
- » Tom Osborne Citizenship Team (2015, 2016)

**2016 SEASON NOTES**

- » After missing the first nine games of the year with a MCL injury, returned against Minnesota and made his first career start.

**#68 NICK GATES • So. • OT**LAS VEGAS, NEV.  
BISHOP GORMAN HS**CAREER STATS**

- » Games Played - 21 (10 in 2015; 11 in 2016)
- » Games Started - 21 (10 in 2015; 11 in 2016)

**CAREER HONORS**

- » Big Ten All-Freshman Team (BTN.com, ESPN.com)
- » BTN All-Bowl Team (2015)
- » Nebraska Scholar-Athlete Honor Roll (Fall 2015)
- » Brook Berringer Citizenship Team (2016)
- » Tom Osborne Citizenship Team (2016)

**2016 SEASON NOTES**

- » Named ProFootball.com's top run-blocking offensive lineman in the country during Week 1.
- » NU O-Line was named to the Midseason Joe Moore Award Honor Roll (1-of-17).
- » Helped the Huskers rack up 550 yards of total offense against Wyoming.
- » Helped Nebraska amass 556 yards of total offense at Northwestern.
- » Huskers have rushed for 200 yards or more four times in 2016.

**#73 SAM HAHN • Sr. • OG**DEWITT, NEB.  
NORTH DAKOTA STATE/TRI-COUNTY HS**CAREER STATS**

- » Games Played - 14 (1 in 2014; 3 in 2015; 10 in 2016)
- » Games Started - 10 (10 in 2016)

**CAREER HONORS**

- » Five-Time Nebraska Scholar-Athlete Honor Roll
- » Brook Berringer Citizenship Team (2016)
- » Tom Osborne Citizenship Team (2016)

**2016 SEASON NOTES**

- » NU O-Line was named to the Midseason Joe Moore Award Honor Roll (1-of-17).
- » Helped the Huskers rack up 550 yards of total offense against Wyoming.
- » Helped Nebraska amass 556 yards of total offense at Northwestern.



## #77 DAVID KNEVEL • Sr. • OT

 BRANTFORD, ONTARIO, CANADA  
PAULINE JOHNSON COLLEGIATE

### CAREER STATS

- » Games Played - 21 (4 in 2014; 9 in 2015; 8 in 2016)
- » Games Started - 8 (8 in 2016)

### CAREER HONORS

- » Nebraska Scholar-Athlete Honor Roll (Fall 2014; Spring 2016)
- » Brook Berringer Citizenship Team (2014, 2015, 2016)
- » Tom Osborne Citizenship Team (2014, 2015, 2016)

### 2016 SEASON NOTES

- » NU O-Line was named to the Midseason Joe Moore Award Honor Roll (1-of-17).
- » Helped the Huskers rack up 550 yards of total offense against Wyoming.
- » Helped Nebraska amass 556 yards of total offense at Northwestern.



## #82 ALONZO MOORE • Sr. • WR

 WINNFELD, LA.  
WINNFELD SENIOR HS

### CAREER STATS

Year	G/S	No.	Yds.	Y/R	Y/G	Long	TDs
2012							
2013	10/2	6	75	12.5	7.5	19 vs. S. Dakota St.	0
2014	11/7	10	136	13.6	12.4	43 at Michigan State	0
2015	12/5	24	395	16.6	32.9	44 at Rutgers	6
2016	10/4	20	375	18.8	37.5	63 vs. Wyoming	2
<b>Totals</b>	<b>43/18</b>	<b>60</b>	<b>981</b>	<b>16.4</b>	<b>22.8</b>	<b>63 vs. Wyoming</b>	<b>8</b>

### CAREER HONORS

- » Nebraska Scholar-Athlete Honor Roll (Fall, 2012)
- » Brook Berringer Citizenship Team (2016)
- » Tom Osborne Citizenship Team (2016)

### 2016 GAME-BY-GAME

Opponent	Rec.	Yds	TD	Lg
Fresno State	3	92	1	57
Wyoming	3	109	1	63
Oregon	3	37	0	20
at Northwestern	3	72	0	59
Illinois	--	Did Not Play Due to Injury --		
at Indiana	0	0	0	0
Purdue	1	14	0	14
at Wisconsin	0	0	0	0
at Ohio State	0	0	0	0
Minnesota	3	36	0	16
Maryland	4	15	0	6
<b>Totals</b>	<b>20</b>	<b>375</b>	<b>2</b>	<b>63</b>

### CAREER SINGLE-GAME HIGHS

- » Receptions - 5 vs. South Alabama (2015)
- » Receiving Yards - 109 vs. Wyoming (2016)
- » Touchdowns - 1, eight times

### 2015 SINGLE-GAME HIGHS

- » Receptions - 3, five times
- » Receiving Yards - 109 vs. Wyoming
- » Touchdowns - 1 vs. Fresno State, vs. Wyoming

### 2016 SEASON NOTES

- » Has three catches of 50 yards or more in 2016.
- » Had a 57-yard touchdown reception on the first play of the fourth quarter against Fresno State, marking the then longest reception of his career. Finished with a team-high three catches for a then-career-high 92 receiving yards. Also had a career-long 24-yard rush and had two carries for 34 yards.
- » Had a career day for the second straight week with three receptions for 109 yards, including a 63-yard touchdown reception, against Wyoming. Moore's yardage total was a career high, bettering his 92 yards against Fresno State. His 63-yard second-quarter touchdown was the longest of his career.
- » Had a 24-yard touchdown run in the fourth quarter against Purdue to give NU a 24-14 lead. The run tied his career long, matching a 24-yard run against Fresno State.



## #83 BRYAN REIMERS • So. • WR

 LINCOLN, NEB.  
EAST HS

### CAREER STATS

Year	G/S	No.	Yds.	Y/R	Y/G	Long	TDs
2014							
2015	0/0	0	0	0.0	0.0	0	0
2016	11/1	3	49	16.3	4.5	22	1
<b>Totals</b>	<b>11/1</b>	<b>3</b>	<b>49</b>	<b>16.3</b>	<b>4.5</b>	<b>22</b>	<b>1</b>

### CAREER HONORS

- » Nebraska Scholar-Athlete Honor Roll (Fall 2014; Spring 2016)

### 2016 SEASON NOTES

- » Had a 22-yard reception for a touchdown against Oregon, his first career catch.
- » Hauled in one reception for 17 yards to setup a NU touchdown at Indiana.
- » Had a 10-yard catch against Maryland.

### CAREER SINGLE-GAME HIGHS

- » Receptions - 1 vs. Oregon (2016), at Indiana (2016), vs. Maryland (2016)
- » Receiving Yards - 22 vs. Oregon (2016)
- » Touchdowns - 1 vs. Oregon (2016)

### 2016 SINGLE-GAME HIGHS

- » Receptions - 1 vs. Oregon, at Indiana, vs. Maryland
- » Receiving Yards - 22 vs. Oregon
- » Touchdowns - 1 vs. Oregon



## #84 SAM COTTON • Sr. • TE

 LINCOLN, NEB.  
SOUTHEAST HS

### CAREER STATS

Year	G/S	No.	Yds.	Y/R	Y/G	Long	TDs
2012							
2013	10/1	3	22	7.3	2.2	17 vs. Illinois	1
2014	13/4	3	41	13.7	3.2	23 vs. Rutgers	2
2015	13/7	3	35	11.7	2.9	13 vs. Southern Miss	0
2016	11/9	8	87	10.9	7.9	17 at Indiana	0
<b>Totals</b>	<b>47/21</b>	<b>17</b>	<b>185</b>	<b>10.9</b>	<b>3.9</b>	<b>23 vs. Rutgers</b>	<b>3</b>

### CAREER HONORS

- » Academic All-Big Ten (2013, 2014, 2015)
- » Four-Time Nebraska Scholar-Athlete Honor Roll
- » Brook Berringer Citizenship Team (2014, 2016)
- » Tom Osborne Citizenship Team (2014, 2016)

### 2016 SEASON NOTES

- » Notched 37 yards on three catches, both career highs, at Indiana. Had never caught more than one pass in a game in his first 41 career games.
- » Caught three pass for the second straight, matching a career high. Hauled in three balls for 27 yards against Purdue.
- » His eight catches for 87 yards through seven games is already a season best in both categories. Had nine total catches in his first three seasons.

### CAREER SINGLE-GAME HIGHS

- » Receptions - 3 at Indiana (2016), vs. Purdue (2016)
- » Receiving Yards - 37 at Indiana (2016)
- » Touchdowns - 1, three times

### 2016 SINGLE-GAME HIGHS

- » Receptions - 3 at Indiana, vs. Purdue
- » Receiving Yards - 37 at Indiana
- » Touchdowns - 0



#87 **BRANDON REILLY • Sr. • WR**LINCOLN, NEB.  
SOUTHWEST HS**CAREER STATS**

Year	G/S	No.	Yds.	Y/R	Y/G	Long	TDs
2012							
			Redshirt				
2013	10/0	3	24	8.0	2.4	10 at Penn State	0
2014	7/1	6	85	14.2	12.1	35 at Iowa	0
2015	13/6	40	754	18.9	58.0	52 at Purdue	4
2016	9/5	16	298	18.6	33.1	45 at Indiana	0
<b>Totals</b>	<b>39/12</b>	<b>65</b>	<b>1,161</b>	<b>17.9</b>	<b>30.6</b>	<b>52 at Purdue</b>	<b>4</b>

**CAREER HONORS**

- » Academic All-Big Ten (2013, 2014, 2015)
- » Seven-Time Nebraska Scholar-Athlete Honor Roll

**2016 GAME-BY-GAME**

Opponent	Rec.	Yds	TD	Lg
Fresno State	-- Did Not Play --			
Wyoming	2	52	0	38
Oregon	-- Did Not Play Due to Injury --			
at Northwestern	1	35	0	35
Illinois	1	10	0	10
at Indiana	2	60	0	45
Purdue	4	73	0	28
at Wisconsin	2	19	0	11
at Ohio State	0	0	0	0
Minnesota	0	0	0	0
Maryland	4	49	0	24
at Iowa				
<b>Totals</b>	<b>16</b>	<b>298</b>	<b>0</b>	<b>45</b>

**CAREER SINGLE-GAME HIGHS**


- » Receptions – 5, three times
- » Receiving Yards – 112 vs. Southern Miss (2015)
- » Touchdowns – 1, four times

**2016 SINGLE-GAME HIGHS**

- » Receptions - 4 vs. Purdue, vs. Maryland
- » Receiving Yards – 73 vs. Purdue
- » Touchdowns – 0

**2016 SEASON NOTES**

- » Caught two passes for 60 yards at Indiana to increase his career receiving yardage total to 1,020 yards. He is the 24th player in school history to eclipse 1,000 career receiving yards.
- » Set season highs with four receptions for 73 yards against Purdue.
- » Matched a season high with four receptions against Maryland for 49 yards.

#88 **ROSS DZURIS • Sr. • DE**PLATTSMOUTH, NEB.  
PLATTSMOUTH HS**CAREER STATS**

Year	G/S	UT	AT	TT	TFL	Sacks	Fum. C-R	BK	PBU	INT	QB Hry.
2012											
2013											
2014											
2015	13/4	14	10	24	9-19	2.5-10	0-0	0	0	0	5
2016	11/11	15	18	33	10-31	5.5-26	0-1	0	0	0	1
<b>Totals</b>	<b>24/15</b>	<b>29</b>	<b>28</b>	<b>57</b>	<b>19-50</b>	<b>8.0-36</b>	<b>0-1</b>	<b>0</b>	<b>0</b>	<b>0</b>	<b>6</b>

**CAREER HONORS**

- » Nebraska Most Improved Player (2015)
- » Three-Time Nebraska Scholar-Athlete Honor Roll

**2016 SEASON NOTES**

- » Career-high two sacks and a career-high three TFLs against Fresno State, nearly topping the 2.5 sacks he had as a junior in 2015.
- » Recovered first career fumble against Wyoming, returned it to the one-yard line, setting up a touchdown on the next play.
- » Matched a career high with five tackles against Oregon.
- » Notched a sack on NU's final defensive play against Purdue, pushing his team leading total to 4.5 sacks. Also leads NU with 8 TFLs.
- » Had a sack and a pair of TFLs against Maryland. Leads NU in 2016 with 5.5 sacks and 10 TFLs.

**2016 GAME-BY-GAME**

Opponent	--Tackles-- UT-AT-TT	TFL-Yds	-Sacks- No-Yds	FF-FR-Yds	Int-Yds	PBU	QBH
Fresno State	3-1-4	3-6	2.0-4	0-0-0	0-0	0	0
Wyoming	1-3-4	2-5	0.5-3	0-1-9	0-0	0	1
Oregon	3-2-5	1-5	1.0-5	0-0-0	0-0	0	0
at Northwestern	1-2-3	0-0	0.0-0	0-0-0	0-0	0	0
Illinois	2-1-3	1-1	0.0-0	0-0-0	0-0	0	0
at Indiana	2-0-2	0-0	0.0-0	0-0-0	0-0	0	0
Purdue	1-2-3	1-7	1.0-7	0-0-0	0-0	0	0
at Wisconsin	0-0-0	0-0	0.0-0	0-0-0	0-0	0	0
at Ohio State	1-2-3	0-0	0.0-0	0-0-0	0-0	0	0
Minnesota	0-4-4	0-0	0.0-0	0-0-0	0-0	0	0
Maryland	1-1-2	2-7	1.0-7	0-0-0	0-0	0	0
at Iowa							
<b>Totals</b>	<b>15-18-33</b>	<b>10-31</b>	<b>5.5-26</b>	<b>0-1-9</b>	<b>0-0</b>	<b>0</b>	<b>1</b>

**CAREER SINGLE-GAME HIGHS**

- » Tackles - 5 at Purdue (2015), vs. Oregon (2016)
- » Tackles for Loss – 3 vs. Fresno State (2016)
- » Sacks – 2.0 vs. Fresno State (2016)

**2016 SINGLE-GAME HIGHS**

- » Tackles - 5 vs. Oregon
- » Tackles for Loss – 3 vs. Fresno State
- » Sacks – 2.0 vs. Fresno State



# #91 FREEDOM AKINMOLADUN • So. • DE

 GRANDVIEW, MO.  
GRANDVIEW HS

## CAREER STATS

		-----Tackles-----				Fum.				QB	
Year	G/S	UT	AT	TT	TFL	Sacks	C-R	BK	PBU	INT	Hry.
2014		Redshirt									
2015	11/4	11	10	21	7-45	4.5-36	0-0	0	0	0	4
2016	11/11	11	16	27	5-30	4.0-28	1-0	0	0	0	8
Totals	22/15	22	26	48	12-75	8.5-64	1-0	0	0	0	12

## CAREER HONORS

- » Academic All-Big Ten (2015)
- » Big Ten All-Freshman Team (BTN.com, ESPN.com)
- » Two-Time Nebraska Scholar-Athlete Honor Roll
- » Nebraska Student-Athlete HERO Leadership Award (2015, 2016)
- » Brook Berringer Citizenship Team (2015, 2016)
- » Tom Osborne Citizenship Team (2015, 2016)

## 2016 GAME-BY-GAME

	--Tackles--		--Sacks--				
Opponent	UT-AT-TT	TFL-Yds	No-Yds	FF-FR-Yds	Int-Yds	PBU	QBH
Fresno State	0-1-1	0-0	0.0-0	0-0-0	0-0	0	0
Wyoming	0-1-1	0-0	0.0-0	0-0-0	0-0	0	2
Oregon	4-1-5	1-4	1.0-4	1-0-0	0-0	0	0
at Northwestern	1-1-2	0-0	0.0-0	0-0-0	0-0	0	0
Illinois	1-0-1	1-9	1.0-9	0-0-0	0-0	0	1
at Indiana	1-0-1	0-0	0.0-0	0-0-0	0-0	0	1
Purdue	0-2-2	0-0	0.0-0	0-0-0	0-0	0	1
at Wisconsin	0-0-0	0-0	0.0-0	0-0-0	0-0	0	0
at Ohio State	0-5-5	0-0	0.0-0	0-0-0	0-0	0	0
Minnesota	2-2-4	1-2	0.0-0	0-0-0	0-0	0	1
Maryland	2-3-5	2-15	2.0-15	0-0-0	0-0	0	2
at Iowa							
Totals	11-16-27	5-30	4.0-28	1-0-0	0-0	0	8

## 2016 SEASON NOTES

- » Had two sacks for 15 yards against Maryland, tying his career high (also 2 sacks vs. Southern Miss, 2015). Matched a season high with five total tackles in the game.

## CAREER SINGLE-GAME HIGHS

- » Tackles - 6 at Miami
- » Tackles for Loss - 2, three times
- » Sacks - 2.0 vs. Southern Miss (2015), vs. Maryland (2016)

## 2016 SINGLE-GAME HIGHS

- » Tackles - 5 vs. Oregon, at Ohio State, vs. Maryland
- » Tackles for Loss - 2 vs. Maryland
- » Sacks - 2.0 vs. Maryland



# #94 KHALIL DAVIS • RFr. • DL

 BLUE SPRINGS, MO.  
BLUE SPRINGS HS

## CAREER STATS

		Tackles					Fum.				QB
Year	G/S	UT	AT	TT	TFL	Sacks	C-R	BK	PBU	INT	Hry.
2015		Reshirt									
2016	10/0	3	1	4	2-4	0.0-0	0-0	0	0	0	0
Totals	10/0	3	1	4	2-4	0.0-0	0-0	0	0	0	0

## CAREER HONORS

- » Brook Berringer Citizenship Team (2016)
- » Tom Osborne Citizenship Team (2016)

## 2016 SEASON NOTES

- » Pair of TFLs for four yards vs. Wyoming.

## 2016 SINGLE-GAME HIGHS

- » Tackles - 2 vs. Wyoming
- » Tackles for Loss - 2 vs. Wyoming
- » Sacks - 0



# #96 CARLOS DAVIS • RFr. • DL

 BLUE SPRINGS, MO.  
BLUE SPRINGS HS

## CAREER STATS

		Tackles					Fum.				QB
Year	G/S	UT	AT	TT	TFL	Sacks	C-R	BK	PBU	INT	Hry.
2015		Reshirt									
2016	11/4	7	9	16	4-25	2.0-24	0-0	0	0	0	2
Totals	11/4	7	9	16	4-25	2.0-24	0-0	0	0	0	2

## CAREER HONORS

- » Brook Berringer Citizenship Team (2016)
- » Tom Osborne Citizenship Team (2016)

## 2016 SEASON NOTES

- » Made first career start against Wyoming and tied for third on the team with five tackles.
- » Awarded his first career sack for 17 yards against Purdue on a intentional-grounding penalty.

## 2016 GAME-BY-GAME

	--Tackles--		-Sacks-				
Opponent	UT-AT-TT	TFL-Yds	No-Yds	FF-FR-Yds	Int-Yds	PBU	QBH
Fresno State	0-1-1	0-0	0.0-0	0-0-0	0-0	0	0
Wyoming	2-3-5	0-0	0.0-0	0-0-0	0-0	0	0
Oregon	0-0-0	0-0	0.0-0	0-0-0	0-0	0	0
at Northwestern	0-1-1	0-0	0.0-0	0-0-0	0-0	0	1
Illinois	1-0-1	1-1	0.0-0	0-0-0	0-0	0	0
at Indiana	1-0-1	0-0	0.0-0	0-0-0	0-0	0	0
Purdue	1-0-1	1-17	1.0-17	0-0-0	0-0	0	0
at Wisconsin	1-0-1	1-7	1.0-7	0-0-0	0-0	0	0
at Ohio State	0-2-2	0-0	0.0-0	0-0-0	0-0	0	0
Minnesota	0-2-2	1-0	0.0-0	0-0-0	0-0	0	0
Maryland	1-0-1	0-0	0.0-0	0-0-0	0-0	0	1
at Iowa							
Totals	7-9-16	3-25	2.0-24	0-0-0	0-0	0	2

## 2016 SINGLE-GAME HIGHS

- » Tackles - 5 vs. Wyoming
- » Tackles for Loss - 1 vs. Illinois, vs. Purdue, at Wisconsin
- » Sacks - 1.0 vs. Purdue, at Wisconsin

# 2016 Nebraska Schedule and Results

DATE	OPPONENT	RESULT	SCORE	RECORD	CONFERENCE	TIME	ATTEND
Sept. 3	Fresno State	W	43-10	1-0	0-0	3:26	90,013
Sept. 10	Wyoming	W	51-17	2-0	0-0	3:25	89,895
Sept. 17	No. 22 Oregon	W	35-32	3-0	0-0	3:37	90,414
Sept. 24	at Northwestern *	W	24-13	4-0	1-0	3:09	40,284
Oct. 1	Illinois *	W	31-16	5-0	2-0	3:05	90,374
Oct. 15	at Indiana *	W	27-22	6-0	3-0	3:36	48,254
Oct. 22	Purdue *	W	27-14	7-0	4-0	3:28	90,546
Oct. 29	at No. 11 Wisconsin	L	17-23 (OT)	7-1	4-1	3:20	80,833
Nov. 5	at No. 6 Ohio State	L	3-62	7-2	4-2	3:37	108,75
Nov. 12	Minnesota	W	24-17	8-2	5-2	2:57	90,456
Nov. 19	Maryland	W	28-7	9-2	6-2	3:06	89,704

\* Big Ten conference game

## Team Statistics

TEAM STATISTICS	NU	OPP
SCORING	311	233
Points Per Game	28.3	21.2
Points Off Turnovers	59	32
FIRST DOWNS	231	193
Rushing	101	72
Passing	112	104
Penalty	18	17
RUSHING YARDAGE	2048	1428
Yards gained rushing	2275	1660
Yards lost rushing	227	232
Rushing Attempts	464	348
Average Per Rush	4.4	4.1
Average Per Game	186.2	129.8
TDs Rushing	23	15
PASSING YARDAGE	2368	2371
Comp-Att-Int	168-321-9	221-369-16
Average Per Pass	7.4	6.4
Average Per Catch	14.1	10.7
Average Per Game	215.3	215.5
TDs Passing	15	12
TOTAL OFFENSE	4416	3799
Total Plays	785	717
Average Per Play	5.6	5.3
Average Per Game	401.5	345.4
KICK RETURNS: #-Yards	26-578	32-687
PUNT RETURNS: #-Yards	20-160	14-141
INT RETURNS: #-Yards	16-122	9-153
KICK RETURN AVERAGE	22.2	21.5
PUNT RETURN AVERAGE	8.0	10.1
INT RETURN AVERAGE	7.6	17.0
FUMBLES-LOST	13-4	9-2
PENALTIES-Yards	60-597	52-443
Average Per Game	54.3	40.3
PUNTS-Yards	51-1943	55-2209
Average Per Punt	38.1	40.2
Net punt average	33.4	36.2
KICKOFFS-Yards	62-3966	47-2925
Average Per Kick	64.0	62.2
Net kick average	40.8	41.4
TIME OF POSSESSION/Game	32:59	27:01
3RD-DOWN Conversions	76/162	58/152
3rd-Down Pct	47%	38%
4TH-DOWN Conversions	10/17	9/22
4th-Down Pct	59%	41%
SACKS BY-Yards	24-160	10-89
MISC YARDS	0	13
TOUCHDOWNS SCORED	40	29
FIELD GOALS-ATTEMPTS	10-13	11-16
ON-SIDE KICKS	0-0	0-0
RED-ZONE SCORES	(33-41) 80%	(22-26) 85%
RED-ZONE TOUCHDOWNS	(25-41) 61%	(15-26) 58%
PAT-ATTEMPTS	(39-39) 100%	(22-24) 92%
ATTENDANCE	631402	278121
Games/Avg Per Game	7/90200	4/69530
Neutral Site Games		0/0

SCORE BY QUARTERS	1ST	2ND	3RD	4TH	OT	TOTAL
Nebraska	75	58	63	115	0	311
Opponents	43	94	63	27	6	233

# 2016 Nebraska Individual Statistics

RUSHING	GP-GS	ATT	GAIN	LOSS	NET	AVG	TD	LONG	AVG/G
Newby, Terrell	11	171	852	27	825	4.8	7	63	75.0
Armstrong Jr., Tommy	10	107	591	92	499	4.7	8	37	49.9
Ozigbo, Devine	9	90	363	17	346	3.8	5	17	38.4
Bryant, Tre	11	32	138	7	131	4.1	1	22	11.9
Wilbon, Mikale	9	14	91	1	90	6.4	0	32	10.0
Moore, Alonzo	10	4	58	0	58	14.5	1	24	5.8
Reilly, Brandon	9	8	49	3	46	5.8	0	13	5.1
Pierson-El, De'Mornay	11	13	45	14	31	2.4	0	9	2.8
Carter, Cethan	8	2	25	0	25	12.5	0	16	3.1
Westerkamp, Jordan	9	3	19	1	18	6.0	1	10	2.0
Fyfe, Ryker	6	7	40	31	9	1.3	0	21	1.5
Lighbourn, Caleb	10	1	4	0	4	4.0	0	4	0.4
TEAM	11	12	0	34	-34	-2.8	0	0	-3.1
<b>Total</b>	<b>11</b>	<b>464</b>	<b>2275</b>	<b>227</b>	<b>2048</b>	<b>4.4</b>	<b>23</b>	<b>63</b>	<b>186.2</b>
<b>Opponents</b>	<b>11</b>	<b>348</b>	<b>1660</b>	<b>232</b>	<b>1428</b>	<b>4.1</b>	<b>15</b>	<b>50</b>	<b>129.8</b>

PASSING	G-S	EFFIC	CMP-ATT-INT	PCT	YDS	TD	LNG	AVG/G
Armstrong Jr., Tommy	10	130.32	138-259-8	53.3	2055	13	72	205.5
Fyfe, Ryker	6	99.82	30-61-1	49.2	313	2	35	52.2
TEAM	11	0.00	0-1-0	0.0	0	0	0	0.0
<b>Total</b>	<b>11</b>	<b>124.12</b>	<b>168-321-9</b>	<b>52.3</b>	<b>2368</b>	<b>15</b>	<b>72</b>	<b>215.3</b>
<b>Opponents</b>	<b>11</b>	<b>115.93</b>	<b>221-369-16</b>	<b>59.9</b>	<b>2371</b>	<b>12</b>	<b>92</b>	<b>215.5</b>

RECEIVING	G-GS	NO.	YDS	AVG	TD	LONG	AVG/G
Westerkamp, Jordan	9	34	476	14.0	5	55	52.9
Morgan Jr., Stanley	11	28	397	14.2	1	72	36.1
Moore, Alonzo	10	20	375	18.8	2	63	37.5
Reilly, Brandon	9	16	298	18.6	0	45	33.1
Carter, Cethan	8	16	149	9.3	1	27	18.6
Newby, Terrell	11	15	136	9.1	1	31	12.4
Pierson-El, De'Mornay	11	14	189	13.5	1	40	17.2
Cotton, Sam	11	8	87	10.9	0	17	7.9
Ozigbo, Devine	9	4	89	22.2	0	39	9.9
Bryant, Tre	11	4	48	12.0	1	35	4.4
Wilbon, Mikale	9	4	34	8.5	0	13	3.8
Reimers, Bryan	11	3	49	16.3	1	22	4.5
Rahn, Gabe	4	1	35	35.0	1	35	8.8
Foster, Trey	10	1	6	6.0	1	6	0.6
<b>Total</b>	<b>11</b>	<b>168</b>	<b>2368</b>	<b>14.1</b>	<b>15</b>	<b>72</b>	<b>215.3</b>
<b>Opponents</b>	<b>11</b>	<b>221</b>	<b>2371</b>	<b>10.7</b>	<b>12</b>	<b>92</b>	<b>215.5</b>

PUNT RETURNS	NO.	YDS	AVG	TD	LONG
Pierson-El, De'Mornay	20	160	8.0	0	45
<b>Total</b>	<b>20</b>	<b>160</b>	<b>8.0</b>	<b>0</b>	<b>45</b>
<b>Opponents</b>	<b>14</b>	<b>141</b>	<b>10.1</b>	<b>0</b>	<b>39</b>

INTERCEPTIONS	NO.	YDS	AVG	TD	LONG
Williams, Kieron	5	44	8.8	1	23
Gerry, Nathan	4	18	4.5	0	10
Williams, Aaron	3	0	0.0	0	4
Jones, Chris	3	60	20.0	1	33
Kalu, Joshua	1	0	0.0	0	0
<b>Total</b>	<b>16</b>	<b>122</b>	<b>7.6</b>	<b>2</b>	<b>33</b>
<b>Opponents</b>	<b>9</b>	<b>153</b>	<b>17.0</b>	<b>2</b>	<b>48</b>

KICK RETURNS	NO.	YDS	AVG	TD	LONG
Bryant, Tre	22	479	21.8	0	59
Nelson, Jordan	3	90	30.0	0	45
McNitt, Luke	1	9	9.0	0	9
<b>Total</b>	<b>26</b>	<b>578</b>	<b>22.2</b>	<b>0</b>	<b>59</b>
<b>Opponents</b>	<b>32</b>	<b>687</b>	<b>21.5</b>	<b>0</b>	<b>39</b>

FUMBLE RETURNS	NO.	YDS	AVG	TD	LONG
Dzuris, Ross	1	9	9.0	0	9
<b>Total</b>	<b>1</b>	<b>9</b>	<b>9.0</b>	<b>0</b>	<b>9</b>
<b>Opponents</b>	<b>1</b>	<b>34</b>	<b>34.0</b>	<b>0</b>	<b>34</b>

FIELD GOALS	FGM-FGA	PCT	01-19	20-29	30-39	40-49	50-99	LG	BLK
Brown, Drew	10-12	83.3	0-0	4-4	3-3	2-3	1-2	51	0
Lindsey, Spencer	0-1	00.0	0-0	0-0	0-1	0-0	0-0	0	1
<b>Totals</b>	<b>10-12</b>	<b>76.9</b>	<b>0-0</b>	<b>4-4</b>	<b>3-3</b>	<b>2-3</b>	<b>1-2</b>	<b>51</b>	<b>1</b>
<b>Opponents</b>	<b>11-16</b>	<b>68.8</b>	<b>0-0</b>	<b>5-6</b>	<b>2-3</b>	<b>4-7</b>	<b>0-0</b>	<b>45</b>	<b>0</b>

FG SEQUENCE	NEBRASKA	OPPONENTS
Fresno State	-	32,(26)
Wyoming	(29)	42,46,(27)
Oregon	-	-
Northwestern	(23)	27
Illinois	56,(29)	(24),(43),(33)
Indiana	(40),(39)	(36),(45)
Purdue	(30),(51),45	-
Wisconsin	(35)	(44),45
Ohio State	(20)	(28),(28)
Minnesota	(46)	(42)
Maryland	32	-

Numbers in parentheses indicate field goal was made.

PUNTING	NO.	YDS	AVG	LONG	TB	FC	I20	50+	BLKD
Lighbourn, Caleb	48	1915	39.9	58	5	11	19	8	0
TEAM	3	28	9.3	28	0	0	0	0	3
<b>Total</b>	<b>51</b>	<b>1943</b>	<b>38.1</b>	<b>58</b>	<b>5</b>	<b>11</b>	<b>19</b>	<b>8</b>	<b>3</b>
<b>Opponents</b>	<b>55</b>	<b>2209</b>	<b>40.2</b>	<b>57</b>	<b>3</b>	<b>16</b>	<b>15</b>	<b>6</b>	<b>0</b>

KICKOFFS	NO.	YDS	AVG	TB	OB	RETN	NET	YDLN
Brown, Drew	55	3531	64.2	28	0			
Lindsay, Spencer	7	435	62.1	2	0			
<b>Total</b>	<b>62</b>	<b>3966</b>	<b>64.0</b>	<b>30</b>	<b>0</b>	<b>687</b>	<b>40.8</b>	<b>24</b>
<b>Opponents</b>	<b>47</b>	<b>2925</b>	<b>62.2</b>	<b>16</b>	<b>5</b>	<b>578</b>	<b>41.4</b>	<b>23</b>





----- PATS -----									
SCORING	TD	FGS	KICK	RUSH	RCV	PASS	DXP	SAF	PTS
Brown, Drew	0	10-12	34-34	0-0	0	0-0	0	0	64
Armstrong Jr., Tommy	8	0-0	0-0	0-0	0	0-0	0	0	48
Newby, Terrell	8	0-0	0-0	0-0	0	0-0	0	0	48
Westerkamp, Jordan	6	0-0	0-0	0-0	0	0-0	0	0	36
Ozigbo, Devine	5	0-0	0-0	0-0	0	0-0	0	0	30
Moore, Alonzo	3	0-0	0-0	0-0	0	0-0	0	0	18
Bryant, Tre	2	0-0	0-0	0-0	0	0-0	0	0	12
Jones, Chris	1	0-0	0-0	0-0	0	0-0	0	0	6
Foster, Trey	1	0-0	0-0	0-0	0	0-0	0	0	6
Carter, Cethan	1	0-0	0-0	0-0	0	0-0	0	0	6
Morgan Jr., Stanley	1	0-0	0-0	0-0	0	0-0	0	0	6
Pierson-El, De'Mornay	1	0-0	0-0	0-0	0	0-0	0	0	6
Rahn, Gabe	1	0-0	0-0	0-0	0	0-0	0	0	6
Williams, Kieron	1	0-0	0-0	0-0	0	0-0	0	0	6
Reimers, Bryan	1	0-0	0-0	0-0	0	0-0	0	0	6
Lindsay, Spencer	0	0-1	5-5	0-0	0	0-0	0	0	5
Darlington, Zack	0	0-0	0-0	1-1	0	0-0	0	0	2
<b>Total</b>	<b>40</b>	<b>10-13</b>	<b>39-39</b>	<b>1-1</b>	<b>0</b>	<b>0-0</b>	<b>0</b>	<b>0</b>	<b>311</b>
<b>Opponents</b>	<b>29</b>	<b>11-16</b>	<b>22-24</b>	<b>1-3</b>	<b>0</b>	<b>0-2</b>	<b>0</b>	<b>1</b>	<b>233</b>

TOTAL OFFENSE	G	PLAYS	RUSH	PASS	TOTAL	AVG/G
Armstrong Jr., Tommy	10	366	499	2055	2554	255.4
Newby, Terrell	11	171	825	0	825	75.0
Ozigbo, Devine	9	90	346	0	346	38.4
Fyfe, Ryker	6	68	9	313	322	53.7
Bryant, Tre	11	32	131	0	131	11.9
Wilbon, Mikale	9	14	90	0	90	10.0
Moore, Alonzo	10	4	58	0	58	5.8
Reilly, Brandon	9	8	46	0	46	5.1
Pierson-El, De'Mornay	11	13	31	0	31	2.8
Carter, Cethan	8	2	25	0	25	3.1
Westerkamp, Jordan	9	3	18	0	18	2.0
Lighbourn, Caleb	10	1	4	0	4	0.4
TEAM	11	13	-34	0	-34	-3.1
<b>Total</b>	<b>11</b>	<b>785</b>	<b>2048</b>	<b>2368</b>	<b>4416</b>	<b>401.5</b>
<b>Opponents</b>	<b>11</b>	<b>717</b>	<b>1428</b>	<b>2371</b>	<b>3799</b>	<b>345.4</b>

ALL PURPOSE	G	RUSH	REC	PR	KOR	IR	TOT	AVG/G
Newby, Terrell	11	825	136	0	0	0	961	87.4
Bryant, Tre	11	131	48	0	479	0	658	59.8
Armstrong Jr., Tommy	10	499	0	0	0	0	499	49.9
Westerkamp, Jordan	9	18	476	0	0	0	494	54.9
Ozigbo, Devine	9	346	89	0	0	0	435	48.3
Moore, Alonzo	10	58	375	0	0	0	433	43.3
Morgan Jr., Stanley	11	0	397	0	0	0	397	36.1
Pierson-El, De'Mornay	11	31	189	160	0	0	380	34.5
Reilly, Brandon	9	46	298	0	0	0	344	38.2
Carter, Cethan	8	25	149	0	0	0	174	21.8
Wilbon, Mikale	9	90	34	0	0	0	124	13.8
Nelson, Jordan	11	0	0	0	90	0	90	8.2
Cotton, Sam	11	0	87	0	0	0	87	7.9
Jones, Chris	11	0	0	0	0	60	60	5.5
Reimers, Bryan	11	0	49	0	0	0	49	4.5
Williams, Kieron	11	0	0	0	0	44	44	4.0
Rahn, Gabe	4	0	35	0	0	0	35	8.8
Gerry, Nathan	10	0	0	0	0	18	18	1.8
Fyfe, Ryker	6	9	0	0	0	0	9	1.5
McNitt, Luke	11	0	0	0	9	0	9	0.8
Foster, Trey	10	0	6	0	0	0	6	0.6
Lighbourn, Caleb	10	4	0	0	0	0	4	0.4
TEAM	11	-34	0	0	0	0	-34	-3.1
<b>Total</b>	<b>11</b>	<b>2048</b>	<b>2368</b>	<b>160</b>	<b>578</b>	<b>122</b>	<b>5276</b>	<b>479.6</b>
<b>Opponents</b>	<b>11</b>	<b>1428</b>	<b>2371</b>	<b>141</b>	<b>687</b>	<b>153</b>	<b>4780</b>	<b>434.5</b>



# Defensive Statistics

NAME	GP-GS	-----TACKLES-----			TFL-YDS	-SACKS-		---PASS DEF---			---FUMBLES---		BLKD	
		SOLO	AST	TOTAL		NO-YARDS		INT-YDS	BRUP	QBH	RCV-YDS	FF	KICK	SAF
52 Banderas, Josh	11-10	33	47	80	6-6	.	.	.	.	3	.	.	.	.
25 Gerry, Nathan	10-10	43	25	68	7-7	0.5-1	.	4-18	8	1	.	.	.	.
26 Williams, Kieron	11-9	39	23	62	3-2	.	.	5-44	2	.	.	.	.	.
10 Kalu, Joshua	11-11	41	15	56	2-7	1.0-6	.	1-0	8	2	.	.	.	.
17 Rose-Ivey, Michael	11-6	22	32	54	7-12	0.5-4	.	.	.	.	.	.	.	.
24 Williams, Aaron	11-9	26	26	52	5-21	2.0-18	.	3-0	7	.	.	.	.	.
5 Young II, Dedrick	10-8	29	20	49	4-5	1.0-3	.	.	4	2	.	1	.	.
8 Jones, Chris	11-11	30	3	33	3-5	1.0-2	.	3-60	9	.	.	.	.	.
88 Dzuris, Ross	11-11	16	17	33	10-31	5.5-26	.	.	.	1	1-9	.	.	.
55 Maurice, Kevin	11-11	10	18	28	5-23	3.0-20	.	.	.	3	.	.	.	.
91 Akinmoladun, Freedom	11-11	11	16	27	5-30	4.0-28	.	.	.	8	.	1	.	.
44 Stoltzenberg, Mick	10-7	7	16	23	3-6	1.5-5	.	.	.	1	.	.	.	.
3 Newby, Marcus	11-3	7	11	18	3-17	2.0-16	.	.	1	1	.	1	.	.
96 Davis, Carlos	11-4	7	9	16	4-25	2.0-24	.	.	.	2	.	.	.	.
49 Weber, Chris	11-0	5	11	16	1-1	.	.	.	.	.	.	.	.	.
16 Reed, Antonio	10-0	8	6	14	.	.	.	.	2	1	.	.	.	.
41 McNitt, Luke	11-2	6	3	9	.	.	.	.	.	.	1-0	.	.	.
1 Jackson, Lamar	11-0	7	2	9	2-14	1.0-11	.	.	.	.	.	.	.	.
56 Simpson, Brad	11-0	3	5	8	.	.	.	.	.	.	.	.	.	.
11 Joseph, Boaz	11-0	2	6	8	.	.	.	.	.	.	.	.	.	.
7 Barry, Mohamed	11-0	.	6	6	.	.	.	.	.	.	.	.	.	.
13 Domann, JoJo	11-0	4	1	5	.	.	.	.	.	.	.	.	.	.
94 Davis, Khalil	10-0	3	1	4	2-4	.	.	.	.	.	.	.	.	.
73 Hahn, Sam	11-9	2	1	3	.	.	.	.	.	.	.	.	.	.
35 Lighbourn, Caleb	10-0	2	.	2	.	.	.	.	.	.	.	.	.	.
9 Neal, DaiShon	8-0	1	1	2	.	.	.	.	.	.	.	.	.	.
22 Davis, Alex	9-0	.	2	2	.	.	.	.	.	.	.	.	.	.
87 Reilly, Brandon	9-4	2	.	2	.	.	.	.	.	.	.	.	.	.
45 Natter, A.J.	6-0	1	1	2	.	.	.	.	.	.	.	.	.	.
17 King, Sedrick	7-0	.	2	2	.	.	.	.	.	1	.	.	.	.
29 Nabity, Graham	10-0	1	1	2	.	.	.	.	.	.	.	.	.	.
84 Cotton, Sam	11-9	1	.	1	.	.	.	.	.	.	.	.	.	.
6 Lee Jr., Eric	7-0	.	1	1	1-1	.	.	.	.	.	.	.	.	.
4 Anderson, Avery	3-0	.	1	1	.	.	.	.	.	.	.	.	.	.
89 Ketter, Connor	9-0	.	1	1	.	.	.	.	.	.	.	.	.	.
97 Rath, Logan	8-0	1	.	1	.	.	.	.	.	.	.	.	.	.
34 Brown, Drew	11-0	1	.	1	.	.	.	.	.	.	.	.	.	.
15 Pierson-El, De'Morna	11-5	1	.	1	.	.	.	.	.	.	.	.	.	.
33 Zlab, Tanner	1-0	1	.	1	.	.	.	.	.	.	.	.	.	.
12 Gifford, Luke	4-0	.	1	1	.	.	.	.	.	.	.	.	.	.
39 Nelson, Jordan	11-0	.	1	1	.	.	.	.	.	.	.	.	.	.
11 Carter, Cethan	8-8	1	.	1	.	.	.	.	.	.	.	.	.	.
28 Taylor, Adam	4-0	1	.	1	.	.	.	.	.	.	.	.	.	.
<b>Total</b>	<b>11-0</b>	<b>375</b>	<b>332</b>	<b>707</b>	<b>73-217</b>	<b>24-160</b>	<b>16-122</b>	<b>41</b>	<b>26</b>	<b>2-9</b>	<b>3</b>	<b>.</b>	<b>.</b>	<b>.</b>
<b>Opponents</b>	<b>11-0</b>	<b>-</b>	<b>-</b>	<b>-</b>	<b>-</b>	<b>10-89</b>	<b>9-153</b>	<b>47</b>	<b>17</b>	<b>4-34</b>	<b>3</b>	<b>4</b>	<b>1</b>	<b>.</b>

SPECIAL TEAMS TACKLES	UA-A/TOT	FS	WYO	ORE	NW	ILL	IND	PUR	WIS	OSU	MINN	MD	IOWA	B1G
McNitt, Luke	6-3/9	2-0/2	0-1/1	1-0/1	1-0/1	0-1/1	1-0/1	-	-	1-0/1	-	0-1/1		
Domann, JoJo	4-1/5	1-0/1	-	0-1/1	1-0/1	-	1-0/1	-	1-0/1	-	-			
Simpson, Brad	3-5/8	-	0-1/1	0-1/1	-	0-1/1	1-0/1	-	-	-	0-1/1	2-1/3		
Joseph, Boaz	3-5/8	-	1-0/1	0-1/1	-	-	-	0-1/1	1-1/2	1-1/2	-	0-1/1		
Barry, Mohamed	0-5/5	1-0/1	-	0-1/1	-	-	-	0-1/1	-	-	0-1/1	0-1/1		
Nabity, Graham	1-1/2	1-0/1	-	-	-	0-1/1	-	-	-	-	-	-		
Hahn, Sam	1-1/2	1-0/1	-	-	-	-	-	0-1/1	-	-	-	-		
Williams, Kieron	2-0/2	1-0/1	-	-	-	-	-	-	-	-	-	1-0/1		
Nelson, Jordan	0-1/1	0-1/1	-	-	-	-	-	-	-	-	-	-		
Lightbourn, Caleb	2-0/2	-	1-0/1	-	-	-	1-0/1	-	-	-	-	-		
Weber, Chris	2-4/6	-	0-1/1	-	2-0/2	-	-	-	-	-	0-1/1	0-2/2		
Taylor, Adam	1-0/1	-	-	1-0/1	-	-	-	-	-	-	-	-		
Neal, DaiShon	0-1/1	-	-	-	0-1/2	-	-	-	-	-	-	-		
Dzuris, Ross	0-1/1	-	-	-	0-1/1	-	-	-	-	-	-	-		
Reed, Antonio	0-1/1	-	-	-	-	0-1/1	-	-	-	-	-	-		
Banderas, Josh	1-3/4	-	-	-	-	-	1-0/1	0-3/3	-	0-1/1	-	-		
Newby, Marcus	0-1/1	-	-	-	-	-	-	0-1/1	-	-	-	-		
Kettner, Connor	0-1/1	-	-	-	-	-	-	-	-	-	0-1/1	-		
Brown, Drew	1-0/1	-	-	-	-	-	-	-	-	-	-	1-0/1		

# Individual Game By Game

RUSHING	NO-YDS/TD	FS	WYO	ORE	NW	ILL	IND	PUR	WIS	OSU	MINN	MD	IOWA	B1G
Newby, Terrell RB	171-825/7	11-56/0	4-20/0	7-42/0	10-69/1	27-140/2	22-102/1	22-82/0	13-54/0	17-77/0	16-85/0	22-98/3		
Armstrong Jr., Tommy QB	107-499/8	11-42/2	12-12/1	16-95/1	13-132/0	8-12/1	11-36/0	10-51/1	4-19/0	13-39/1	9-61/1	DNP		
Ozigbo, Devine RB	90-346/5	17-103/2	15-44/1	21-95/1	13-41/0	10-35/0	1-2/0	-	3--7/0	10-33/1	DNP	DNP		
Bryant, Tre RB	32-131/1	5-36/1	7-34/0	1-4/0	-	-	5-1/0	-	-	-	1-0/0	13-56/0		
Wilbon, Mikale RB	14-90/0	1-16/0	DNP	-	6-55/0	1-3/0	DNP	1-1/0	3-13/0	2-2/0	-	-		
Moore, Alonzo WR	4-58/1	2-34/0	-	-	-	DNP	-	2-24/1	-	-	-	-		
Reilly, Brandon WR	8-46/0	DNP	1-12/0	DNP	-	1-11/0	3-7/0	-	-	-	-	3-16/0		
Pierson-El, De'Mornay WR	13-31/0	1--7/0	1-5/0	1--6/0	-	1-4/0	2-6/0	1-0/0	1--1/0	1-2/0	3-21/0	1-7/0		
Carter, Cethan TE	2-25/0	-	1-9/0	-	1-16/0	-	DNP	DNP	-	DNP	-	-		
Westerkamp, Jordan WR	3-18/1	1-9/0	-	-	1-10/1	-	DNP	DNP	-	1--1/0	-	-		
Fyfe, Ryker QB	7-9/0	1-5/0	-	-	DNP	DNP	DNP	DNP	-	DNP	1--6/0	5-10/0		
Lightbourn, Caleb P	1-4/0	-	1-4/0	-	-	DNP	-	-	-	-	-	-		
TEAM	12--34/0	1--2/0	1--2/0	1--2/0	3--13/0	1--2/0	1--2/0	1--1/0	-	-	2--4/0	1--6/0		

RECEIVING	NO-YDS/TD	FS	WYO	ORE	NW	ILL	IND	PUR	WIS	OSU	MINN	MD	IOWA	B1G
Westerkamp, Jordan WR	34-476/5	1-6/0	4-105/2	3-39/2	1-13/0	4-65/0	DNP	DNP	4-51/0	3-62/0	6-50/0	8-85/1		
Morgan Jr., Stanley WR	28-397/1	1-11/0	2-17/0	3-35/0	4-33/0	3-39/0	3-93/1	2-43/0	3-56/0	5-58/0	1-4/0	1-8/0		
Moore, Alonzo WR	20-375/2	3-92/1	3-109/1	3-37/0	3-72/0	DNP	-	1-14/0	-	-	3-36/0	4-15/0		
Reilly, Brandon WR	16-298/0	DNP	2-52/0	DNP	1-35/0	1-10/0	2-60/0	4-73/0	-	2-19/0	-	4-49/0		
Pierson-El, De'Mornay WR	14-189/1	-	1-9/0	1-11/0	3-31/0	1-10/0	-	3-69/1	-	1-14/0	3-35/0	1-10/0		
Carter, Cethan TE	16-149/1	-	2-20/0	5-48/0	2-31/1	1-2/0	DNP	DNP	2-19/0	DNP	3-15/0	1-14/0		
Newby, Terrell RB	15-136/1	-	4-27/0	-	2-14/0	2-26/0	1-1/0	2-21/0	-	1-0/0	1-31/1	2-16/0		
Ozigbo, Devine RB	4-89/0	1-5/0	1-39/0	1-8/0	-	1-37/0	-	-	-	-	DNP	DNP		
Cotton, Sam TE	8-87/0	-	-	-	1-11/0	1-12/0	3-37/0	3-27/0	-	-	-	-		
Reimers, Bryan WR	3-49/1	-	-	1-22/1	-	-	1-17/0	-	-	-	-	1-10/0		
Bryant, Tre RB	4-48/1	-	1--1/0	-	-	-	-	1-1/0	-	-	1-35/1	1-13/0		
Rahn, Gabe WR	1-35/1	-	1-35/1	DNP	DNP	-	DNP	DNP	-	DNP	DNP	DNP		
Wilbon, Mikale RB	4-34/0	-	DNP	-	1-6/0	1-13/0	DNP	1-4/0	-	-	1-11/0	-		
Foster, Trey TE	1-6/1	-	-	-	-	1-6/1	-	-	-	-	-	DNP		

PASSING	Att	Comp	Int	Pct	Yards	TD	Long	Sack	Yds	Effic
Tommy Armstrong Jr.	10	5	0	50.0	108	1	57	0	0	173.7
Fresno State	34	20	1	58.8	377	3	63	2	19	175.2
Wyoming	33	17	0	51.5	200	3	22	1	4	132.4
Oregon	29	18	0	62.1	246	1	59	0	0	144.7
Northwestern	23	16	1	69.6	220	1	37	0	0	155.6
Illinois	26	10	2	38.5	208	1	72	1	13	103.0
Indiana	31	17	1	54.8	252	1	40	1	14	127.3
Purdue	31	12	2	38.7	153	0	36	1	8	67.3
Wisconsin	15	4	1	26.7	74	0	32	0	0	54.8
Ohio State	27	19	0	70.4	217	2	35	0	0	162.3
Minnesota	259	138	8	53.3	2055	13	72	6	58	130.3

Fyfe, Ryker	Att	Comp	Int	Pct	Yards	TD	Long	Sack	Yds	Effic
Fresno State	3	1	0	33.3	6	0	6	0	0	50.1
Wyoming	1	1	0	100.0	35	1	35	0	0	724.0
Oregon	1	0	0	0.0	0	0	0	0	0	0.0
Ohio State	18	5	1	27.8	52	0	18	0	0	40.9
Minnesota	1	0	0	0.0	0	0	0	1	6	0.0
Maryland	37	23	0	62.2	220	1	26	3	25	121.0
TOTALS	61	30	1	49.2	313	2	35	4	31	99.8

PUNT RETURNS	NO-YDS	FS	WYO	ORE	NW	ILL	IND	PUR	WIS	OSU	MINN	MD	IOWA	B1G
Pierson-El, De'Mornay	20-160	-	-	3-42	-	3-42	4-25	1-0	-	4-36	3--1	2-16		

KICK RETURNS	NO-YDS	FS	WYO	ORE	NW	ILL	IND	PUR	WIS	OSU	MINN	MD	IOWA	B1G
Bryant, Tre	22-479	1-32	2-41	1-19	1-21	1-30	3-62	1-59	7-124	2-34	1-20	2-37		
Nelson, Jordan	3-90	-	1-45	1-21	-	1-24	-	-	-	-	-	-		
McNitt, Luke	1-9	-	-	-	-	-	-	-	1-9	-	-	-		

## Defense Game By Game

TOTAL TACKLES	UA-A	TOT	FS	WYO	ORE	NW	ILL	IND	PUR	WIS	OSU	MINN	MD	IOWA
Banderas, Josh	33-47	80	1-1	2-5	2-3	2-2	1-0	8-3	5-8	4-4	2-7	6-5	0-9	
Gerry, Nathan	43-25	68	DNP	4-3	4-5	5-3	3-2	6-2	2-4	7-0	9-0	1-4	2-2	
Williams, Kieron	39-23	62	6-4	4-1	3-4	5-3	0-3	10-0	2-2	2-0	3-1	1-4	3-1	
Kalu, Joshua	41-15	56	6-1	1-2	1-0	5-2	3-1	7-0	2-2	4-2	7-2	1-2	4-1	
Rose-Ivey, Michael	22-32	54	0-1	2-3	4-2	0-2	1-5	1-3	1-3	6-2	4-4	0-4	3-3	
Williams, Aaron	26-26	52	3-2	-	0-4	5-2	0-3	2-0	1-2	4-1	3-5	5-6	3-1	
Young II, Dedrick	29-20	49	5-1	2-2	2-2	6-1	2-4	3-1	5-6	3-0	1-2	0-1	DNP	
Dzuris, Ross	16-17	33	3-1	1-3	3-2	1-2	2-1	2-0	1-2	-	2-1	0-4	1-1	
Jones, Chris	30-3	33	1-0	1-0	5-1	3-0	2-0	2-0	2-1	5-0	5-0	4-0	0-1	
Maurice, Kevin	10-18	28	0-2	0-1	0-1	3-0	1-1	3-1	1-1	0-3	1-1	1-7	-	
Akinmoladun, Freedom	11-16	27	0-1	0-1	4-1	1-1	1-0	1-0	0-2	-	0-5	2-2	2-3	
Stoltenberg, Mick	7-16	23	1-1	DNP	0-1	1-1	0-2	-	1-2	2-4	0-1	2-2	0-2	
Newby, Marcus	7-11	18	1-2	1-3	1-2	-	-	1-0	0-2	1-0	1-1	0-1	1-0	
Davis, Carlos	7-9	16	0-1	2-3	-	0-1	1-0	1-0	1-0	1-0	0-2	0-2	1-0	
Weber, Chris	5-11	16	1-2	1-2	-	2-0	-	-	-	-	1-4	0-1	0-2	
Reed, Antonio	8-6	14	DNP	-	2-0	2-1	1-1	-	1-1	-	1-1	0-1	1-1	
Jackson, Lamar	7-2	9	5-1	-	-	1-0	-	-	-	-	-	0-1	1-0	
McNitt, Luke	6-3	9	2-0	0-1	1-0	1-0	0-1	1-0	-	-	1-0	-	0-1	
Joseph, Boaz	2-6	8	-	0-1	0-1	-	-	-	0-1	1-1	1-1	-	0-1	
Simpson, Brad	3-5	8	-	0-1	0-1	-	0-1	1-0	-	-	-	0-1	2-1	
Barry, Mohamed	0-6	6	0-1	0-1	0-1	-	-	-	0-1	-	-	0-1	0-1	
Domann, JoJo	4-1	5	1-0	-	0-1	1-0	-	1-0	-	1-0	-	-	-	
Davis, Khalil	3-1	4	0-1	2-0	-	-	DNP	-	-	-	1-0	-	-	
Hahn, Sam	2-1	3	1-0	-	-	-	-	1-0	-	0-1	-	-	-	
Neal, DaiShon	1-1	2	-	-	-	0-1	DNP	-	-	-	1-0	DNP	DNP	
Reilly, Brandon	2-0	2	DNP	-	DNP	-	1-0	-	1-0	-	-	-	-	
Lightbourn, Caleb	2-0	2	-	1-0	-	-	DNP	1-0	-	-	-	-	-	
Natter, A.J.	1-1	2	1-0	-	-	DNP	DNP	DNP	DNP	-	-	DNP	0-1	
Nabity, Graham	1-1	2	1-0	-	-	-	0-1	-	-	-	-	DNP	-	
Davis, Alex	0-2	2	0-1	-	-	-	DNP	-	-	-	0-1	-	DNP	
King, Sedrick	0-2	2	0-1	0-1	DNP	-	DNP	-	-	DNP	-	DNP	-	
Brown, Drew	1-0	1	-	-	-	-	-	-	-	-	-	-	1-0	
Lee Jr., Eric	0-1	1	-	-	-	-	-	DNP	DNP	DNP	0-1	-	DNP	
Nelson, Jordan	0-1	1	0-1	-	-	-	-	-	-	-	-	-	-	
Zlab, Tanner	1-0	1	DNP	DNP	DNP	DNP	DNP	DNP	DNP	DNP	DNP	DNP	1-0	
Rath, Logan	1-0	1	DNP	-	DNP	DNP	-	-	-	-	1-0	-	-	
Anderson, Avery	0-1	1	-	-	DNP	DNP	DNP	DNP	DNP	DNP	0-1	DNP	DNP	
Carter, Cethan	1-0	1	-	1-0	-	-	-	DNP	DNP	DNP	-	-	-	
Gifford, Luke	0-1	1	-	-	-	DNP	DNP	DNP	DNP	DNP	0-1	DNP	DNP	
Pierson-El, De'Mornay	1-0	1	-	-	1-0	-	-	-	-	-	-	-	-	
Taylor, Adam	1-0	1	-	-	1-0	-	DNP	DNP	DNP	DNP	DNP	DNP	DNP	
Cotton, Sam	1-0	1	-	-	-	-	-	-	-	1-0	-	-	-	
Ketter, Connor	0-1	1	-	-	-	-	-	-	-	-	DNP	0-1	DNP	





# Defense Game By Game

TACKLES FOR LOSS	UA-A	TOT	FS	WYO	ORE	NW	ILL	IND	PUR	WIS	OSU	MINN	MD	IOWA	B1G
Dzuris, Ross	8-2	10	3-6	2-5	1-5	-	1-1	-	1-7	-	-	-	2-7		
Rose-Ivey, Michael	3-4	7	-	1-4	1-3	1-0	1-1	1-0	-	1-1	-	-	1-3		
Gerry, Nathan	4-3	7	DNP	1-1	2-2	2-2	-	2-2	-	-	-	-	-		
Banderas, Josh	1-5	6	-	-	1-1	-	-	1-1	1-1	-	-	2-2	1-1		
Williams, Aaron	3-2	5	1-1	-	-	1-2	-	1-13	-	-	-	1-0	1-5		
Akinmoladun, Freedom	5-0	5	-	-	1-4	-	1-9	-	-	-	-	1-2	2-15		
Maurice, Kevin	3-2	5	-	-	-	2-12	1-2	-	1-8	-	-	1-1	-		
Davis, Carlos	3-1	4	-	-	-	-	1-1	-	1-17	-	1-7	1-0	-		
Young II, Dedrick	2-2	4	-	-	-	1-1	-	2-3	-	-	1-1	-	DNP		
Stoltenberg, Mick	2-1	3	-	DNP	-	2-3	-	-	-	-	1-3	-	-		
Jones, Chris	3-0	3	-	-	-	2-3	-	-	-	1-2	-	-	-		
Williams, Kieron	1-2	3	1-0	-	-	-	-	1-1	1-1	-	-	-	-		
Newby, Marcus	3-0	3	-	-	-	-	-	1-8	-	-	1-1	-	1-8		
Kalu, Joshua	2-0	2	1-6	-	-	-	-	-	-	-	-	1-1	-		
Davis, Khalil	2-0	2	-	2-4	-	-	DNP	-	-	-	-	-	-		
Jackson, Lamar	2-0	2	2-14	-	-	-	-	-	-	-	-	-	-		
Lee Jr, Eric	0-1	1	-	-	-	-	-	DNP	DNP	1-1	DNP	-	DNP		
Weber, Chris	0-1	1	-	-	-	-	-	-	-	1-1	-	-	-		

SACKS	UA-A	TOT	FS	WYO	ORE	NW	ILL	IND	PUR	WIS	OSU	MINN	MD	IOWA	B1G
Dzuris, Ross	5-1	5.5	2.0-4	0.5-3	1.0-5	-	-	-	1.0-7	-	-	-	1.0-7		
Akinmoladun, Freedom	4-0	4.0	-	-	1.0-4	-	1.0-9	-	-	-	-	-	2.0-15		
Maurice, Kevin	3-0	3.0	-	-	-	2.0-12	-	-	1.0-8	-	-	-	-		
Davis, Carlos	2-0	2.0	-	-	-	-	-	-	1.0-17	-	1.0-7	-	-		
Newby, Marcus	2-0	2.0	-	-	-	-	-	1.0-8	-	-	-	-	1.0-8		
Williams, Aaron	2-0	2.0	-	-	-	-	-	1.0-13	-	-	-	-	1.0-5		
Stoltenberg, Mick	1-1	1.5	-	DNP	-	0.5-2	-	-	-	-	1.0-3	-	-		
Kalu, Joshua	1-0	1.0	1.0-6	-	-	-	-	-	-	-	-	-	-		
Jackson, Lamar	1-0	1.0	1.0-11	-	-	-	-	-	-	-	-	-	-		
Jones, Chris	1-0	1.0	-	-	-	1.0-2	-	-	-	-	-	-	-		
Young II, Dedrick	1-0	1.0	-	-	-	-	-	1.0-3	-	-	-	-	DNP		
Gerry, Nathan	0-1	0.5	DNP	-	-	0.5-1	-	-	-	-	-	-	-		
Rose-Ivey, Michael	0-1	0.5	-	0.5-4	-	-	-	-	-	-	-	-	-		

INT RETURNS	NO-YDS	FS	WYO	ORE	NW	ILL	IND	PUR	WIS	OSU	MINN	MD	IOWA	B1G
Williams, Kieron	5-44	1-8	1-23	-	-	-	-	2-1	-	-	1-12	-		
Gerry, Nathan	4-18	DNP	2-8	-	-	-	-	-	-	2-10	-	-		
Williams, Aaron	3-0	-	1-4	-	1-0	-	1-4	-	-	-	-	-		
Jones, Chris	3-60	1-0	1-27	-	-	-	1-33	-	-	-	-	-		
Kalu, Joshua	1-0	-	-	-	1-0	-	-	-	-	-	-	-		

FUMBLES RECOVERED	NO	FS	WYO	ORE	NW	ILL	IND	PUR	WIS	OSU	MINN	MD	IOWA	B1G
Dzuris, Ross	1	-	1	-	-	-	-	-	-	-	-	-		
McNitt, Luke	1	-	-	-	-	-	-	-	-	1	-	-		

FORCED FUMBLES	NO	FS	WYO	ORE	NW	ILL	IND	PUR	WIS	OSU	MINN	MD	IOWA	B1G
Young II, Dedrick	1	-	1	-	-	-	-	-	-	-	-	-		
Akinmoladun, Freedom	1	-	-	1	-	-	-	-	-	-	-	-		
Newby, Marcus	1	-	-	-	-	-	-	-	-	-	-	1		

FUMBLE RETURNS	NO-YDS	FS	WYO	ORE	NW	ILL	IND	PUR	WIS	OSU	MINN	MD	IOWA	B1G
Dzuris, Ross	1-9	-	1-9	-	-	-	-	-	-	-	-	-		

Nebraska Team Game By Game

		--RUSHING--				--RECEIVING--				-----PASSING-----				--KICK RET--				--PUNT RET--				TOTAL		
DATE	OPPONENT	NO.	YDS	TD	LG	NO.	YDS	TD	LG	CMP	ATT	INT	YDS	TD	LG	NO	YDS	TD	LG	NO	YDS	TD	LG	OFF.
Sept. 3, 2016	Fresno State	51	292	5	24	6	114	1	57	6-13-0	114	1	57	1	32	0	32	0	0	0	0	0	406	
Sept. 10, 2016	Wyoming	43	138	2	12	21	412	4	63	21-35-1	412	4	63	3	86	0	45	0	0	0	0	0	550	
Sept. 17, 2016	Oregon	47	228	2	34	17	200	3	22	17-35-0	200	3	22	2	40	0	21	3	42	0	45	428		
Sept. 24, 2016	at Northwestern	47	310	2	49	18	246	1	59	18-29-0	246	1	59	1	21	0	21	0	0	0	0	0	556	
Oct. 1, 2016	Illinois	49	203	3	63	16	220	1	37	16-23-1	220	1	37	2	54	0	30	3	42	0	27	423		
Oct. 15, 2016	at Indiana	45	152	1	18	10	208	1	72	10-26-2	208	1	72	3	62	0	24	4	25	0	15	360		
Oct. 22, 2016	Purdue	37	157	2	25	17	252	1	40	17-31-1	252	1	40	1	59	0	59	1	0	0	0	409		
Oct. 29, 2016	at Wisconsin	44	152	2	19	12	153	0	36	12-31-2	153	0	36	2	34	0	19	4	36	0	15	305		
Nov. 5, 2016	at Ohio State	24	78	0	17	9	126	0	32	9-33-2	126	0	32	8	133	0	24	0	0	0	0	204		
Nov. 12, 2016	Minnesota	32	157	1	25	19	217	2	35	19-28-0	217	2	35	1	20	0	20	3	-1	0	7	374		
Nov. 19, 2016	Maryland	45	181	3	22	23	220	1	26	23-37-0	220	1	26	2	37	0	24	2	16	0	13	401		
	Totals	464	2048	23	63	168	2368	15	72	168-321-9	2368	15	72	26	578	0	59	20	160	0	45	4416		
	Opponent	348	1428	15	50	221	2371	12	92	221-369-16	2371	12	92	32	687	0	39	14	141	0	39	3799		

		-----TACKLES-----				--SACKS--		--FUMBLE--		PASS	BLKD	--KICKS-----XPTS--				SAF	PTS				
DATE	OPPONENT	SOLO	AST	TOTAL	TFL	YDS	NO	YDS	FF	FR	FR-YDS	INT	YDS	QBH	BRK			KICK	ATT	MAD	RUN
Sept. 3, 2016	Fresno State	39	26	65	7.0-27	4.0-21	0	0-0	2-8	5	3	0	5-5	1	0	0	5-5	1	0	0	43
Sept. 10, 2016	Wyoming	25	34	59	5.0-14	1.0-7	1	1-9	5-62	5	3	0	7-7	0	0	0	7-7	0	0	0	52
Sept. 17, 2016	Oregon	34	32	66	5.0-15	2.0-9	1	0-0	0-0	0	3	0	5-5	0	0	0	5-5	0	0	0	35
Sept. 24, 2016	at Northwestern	44	22	66	9.0-23	4.0-17	0	0-0	2-0	2	6	0	3-3	0	0	0	3-3	0	0	0	24
Oct. 1, 2016	Illinois	19	26	45	4.0-14	1.0-9	0	0-0	0-0	3	3	0	4-4	0	0	0	4-4	0	0	0	31
Oct. 15, 2016	at Indiana	52	10	62	7.0-28	3.0-24	0	0-0	2-29	2	3	0	3-3	0	0	0	3-3	0	0	0	27
Oct. 22, 2016	Purdue	26	40	66	4.0-34	3.0-32	0	0-0	2-1	3	6	0	3-3	0	0	0	3-3	0	0	0	27
Oct. 29, 2016	at Wisconsin	42	18	60	4.0-12	2.0-10	0	0-0	2-10	1	2	0	2-2	0	0	0	2-2	0	0	0	17
Nov. 5, 2016	at Ohio State	45	42	87	3.0-5	0.0-0	0	1-0	0-0	0	2	0	0-0	0	0	0	0-0	0	0	0	3
Nov. 12, 2016	Minnesota	23	50	48.0	5.0-6	0.0-0	0	0-0	1-12	1	3	0	3-3	0	0	0	3-3	0	0	0	2
Nov. 19, 2016	Maryland	26	32	42.0	7.0-39	5.0-35	1	0-0	0-0	4	7	0	4-4	0	0	0	4-4	0	0	0	28
	Totals	375	332	541.0	60.0-217	25.0-164	3	2-9	16-122	26	41	0	39-39	1	0	0	39-39	1	0	0	311
	Opponent	424	388	618.0	56.0-201	10.0-89	3	4-34	9-153	17	47	4	24-22	1	0	1	24-22	1	0	1	233

		-----PUNTING-----									--FIELD GOALS--			-----KICKOFFS-----				
DATE	OPPONENT	NO	YDS	AVG	LONG	BLKD	TB	FC	50+	I20	ATT-MADE	LG	BLKD	NO	YDS	AVG	TB	OB
Sept. 3, 2016	Fresno State	5	145	29.0	43	1	0	2	0	0	0-0	0	0	7	444	63.4	2	0
Sept. 10, 2016	Wyoming	3	94	31.3	44	0	0	1	0	1	1-1	29	0	9	582	64.7	7	0
Sept. 17, 2016	Oregon	5	236	47.2	58	0	0	0	1	3	0-0	0	0	6	377	62.8	2	0
Sept. 24, 2016	at Northwestern	5	193	38.6	47	0	2	0	0	1	1-1	23	0	5	318	63.6	2	0
Oct. 1, 2016	Illinois	0	0	0.0	0	0	0	0	0	0	2-1	29	0	6	384	64.0	4	0
Oct. 15, 2016	at Indiana	6	189	31.5	45	1	1	3	0	2	2-2	40	0	7	461	65.9	3	0
Oct. 22, 2016	Purdue	5	200	40.0	56	1	0	0	1	3	3-2	51	0	6	395	65.8	4	0
Oct. 29, 2016	at Wisconsin	7	291	41.6	51	0	1	3	1	3	1-1	35	0	4	255	63.8	2	0
Nov. 5, 2016	at Ohio State	6	251	41.8	53	0	0	1	3	3	1-1	20	0	2	126	63.0	1	0
Nov. 12, 2016	Minnesota	4	122	30.5	44	0	0	1	0	0	1-1	46	0	5	317	63.4	3	0
Nov. 19, 2016	Maryland	5	222	44.4	54	0	1	0	2	3	1-0	0	1	5	307	61.4	0	0
	Totals	51	1943	38.1	58	3	5	11	8	19	13-10	51	1	62	3966	64.0	30	0
	Opponent	55	2209	40.2	57	0	3	16	6	15	16-11	45	0	47	2925	62.2	16	5

Opponent Team Game By Game

DATE	OPPONENT	--RUSHING--				--RECEIVING--				-----PASSING-----				--KICK RET--				--PUNT RET--				TOTAL
		NO.	YDS	TD	LG	NO.	YDS	TD	LG	CMP	ATT	INT	YDS	TD	LG	NO	YDS	TD	LG	NO	YDS	
Sept. 3, 2016	Fresno State	26	31	0	19	24	243	1	32	24-43-2	243	1	32	5	102	0	32	2	17	0	15	274
Sept. 10, 2016	Wyoming	31	131	1	42	16	189	1	35	16-32-5	189	1	35	2	40	0	24	1	25	0	25	320
Sept. 17, 2016	Oregon	47	336	5	50	14	146	0	25	14-23-0	146	0	25	4	70	0	20	1	5	0	5	482
Sept. 24, 2016	at Northwestern	32	137	1	42	25	251	1	24	25-38-2	251	1	24	3	84	0	35	1	5	0	5	388
Oct. 1, 2016	Illinois	21	124	1	31	14	146	0	26	14-23-0	146	0	26	2	38	0	25	0	0	0	0	270
Oct. 15, 2016	at Indiana	30	88	1	33	24	245	1	36	24-39-2	245	1	36	4	76	0	21	2	48	0	39	333
Oct. 22, 2016	Purdue	22	24	0	9	25	309	2	88	25-45-2	309	2	88	2	41	0	22	1	4	0	4	333
Oct. 29, 2016	at Wisconsin	38	223	2	41	14	114	1	30	14-23-2	114	1	30	2	45	0	25	1	24	0	24	337
Nov. 5, 2016	at Ohio State	42	238	2	24	32	352	4	75	32-44-0	352	4	75	1	39	0	39	3	8	0	15	590
Nov. 12, 2016	Minnesota	34	85	2	31	18	180	0	29	18-28-1	180	0	29	2	30	0	16	0	0	0	0	265
Nov. 19, 2016	Maryland	25	11	0	11	15	196	1	92	15-31-0	196	1	92	5	122	0	32	2	5	0	7	207
	Opponent totals	348	1428	15	50	221	2371	12	92	221-369-16	2371	12	92	32	687	0	39	14	141	0	39	3799
	Nebraska	464	2048	23	63	168	2368	15	72	168-321-9	2368	15	72	26	578	0	59	20	160	0	45	4416

DATE	OPPONENT	-----TACKLES-----				--SACKS--		--FUMBLE--		PASS	BLKD	--KICKS-----XPTS--				SAF	PTS
		SOLOAST	TOTAL	TFL	YDS	NO-YDS	FF	FR	FR-YDS			INT-YDS	QBH	BRK	KICK		
Sept. 3, 2016	Fresno State	29	42	71	1.0-7	0.0-0	0	0-0	0-0	0	2	1	1-1	0	0	0	10
Sept. 10, 2016	Wyoming	39	36	75	5.0-25	2.0-19	1	0-0	1-13	1	4	0	2-2	0	0	0	17
Sept. 17, 2016	Oregon	42	38	80	5.0-19	1.0-4	0	1-34	0-0	1	5	0	0-0	1	0	0	32
Sept. 24, 2016	at Northwestern	42	34	76	6.0-17	0.0-0	1	2-0	0-0	2	2	0	2-1	0	0	0	13
Oct. 1, 2016	Illinois	32	60	92	5.0-14	0.0-0	1	1-0	1-24	2	1	0	1-1	0	0	0	16
Oct. 15, 2016	at Indiana	50	18	68	6.0-21	1.0-13	0	0-0	2-4	2	7	1	2-2	0	0	1	22
Oct. 22, 2016	Purdue	38	28	66	9.0-29	1.0-14	0	0-0	1-23	0	1	1	2-2	0	0	0	14
Oct. 29, 2016	at Wisconsin	46	30	76	3.0-10	1.0-8	0	0-0	2-5	1	10	0	3-2	0	0	0	23
Nov. 5, 2016	at Ohio State	26	30	56	5.0-11	0.0-0	0	0-0	2-84	3	10	0	8-8	0	0	0	62
Nov. 12, 2016	Minnesota	34	30	49.0	3.0-9	1.0-6	0	0-0	0-0	2	4	0	2-2	0	0	0	17
Nov. 19, 2016	Maryland	46	42	67.0	8.0-39	3.0-25	0	0-0	0-0	3	1	1	1-1	0	0	0	7
	Opponent totals	424	388	618.0	56.0-201	10.0-89	3	4-34	9-153	17	47	4	24-22	1	0	1	233
	Nebraska	375	332	541.0	60.0-217	25.0-164	3	2-9	16-122	26	41	0	39-39	1	0	0	311

# Team Comparison

OPPONENT	SCORE	1ST DNS (RUN/PASS/PEN.)	RUSHING	PASSING	PASS YDS	TOTAL OFFENSE	RET YDS	T/O
FRESNO STATE	43-10	20/17 (15/2; 4/12; 1/3)	51-292/26-31	6-13-0/24-43-2	114/243	64-406/69-274	40/119	0/2
WYOMING	52-17	25/16 (5/5; 17/8; 3/3)	43-138/31-131	21-35-1/16-32-5	412/189	78-550/63-320	157/78	1/6
OREGON	35-32	26/20 (12/14; 10/5; 4/1)	47-228/47-336	17-35-0/14-23-0	200/146	82-428/70-482	82/109	1/0
at Northwestern	24-13	26/23 (12/9; 12/12; 2/2)	47-310/32-137	18-29-0/25-38-2	246/251	76-556/70-388	21/89	2/2
ILLINOIS	31-16	23/12 (9/4; 12/7; 2/1)	49-203/21-124	16-23-1/14-23-0	220/146	72-423/44-270	96/62	2/0
Indiana	27-22	17/18 (9/4; 8/12; 0/2)	45-152/30-88	10-26-2/24-39-2	208/245	71-360/69-333	116/128	2/2
PURDUE	27-14	22/13 (10/4; 11/9; 1/0)	37-157/22-24	17-31-1/25-45-2	252/309	68-409/67-333	60/68	1/2
Wisconsin	17-23	16/16 (7/9; 9/7; 0/0)	44-152/38-223	12-31-2/14-23-2	153/114	75-305/61-337	80/74	2/2
Ohio State	3-62	9/34 (2/15; 6/17; 1/2)	24-78/42-238	9-33-2/32-44-0	126/352	57-204/86-590	133/131	2/1
MINNESOTA	24-17	19/15 (9/4; 10/8; 0/3)	32-157/34-85	19-28-0/18-28-1	217/180	60-374/62-265	31/30	0/1
MARYLAND	28-7	28/9 (11/2; 13/7; 4/0)	45-181/25-11	23-37-0/15-31-0	220/196	82-401/56-207	53/127	0/0
Totals	311-233	231/193 (101/72; 112/104; 18/17)	464-2048/348-1428	168-321-9/221-369-16	2368/2371	785-4416/717-3799	869/1015	13/18

Note: Game totals are displayed in the format TEAM/OPPONENT for each category

OPPONENT	3RD DOWN	4TH DOWN	TIME POSS	MARGIN	YDS/RUSH	YDS/PASS	YDS/PLAY	PUNTING	PENALTIES
FRESNO STATE	5-11/5-15	1-1/1-2	31:53/28:07	3:46	5.7/1.2	8.8/5.7	6.3/4.0	5-29.0/6-35.0	7-80/6-29
WYOMING	8-14/2-10	0-2/1-2	33:07/26:53	6:14	3.2/4.2	11.8/5.9	7.1/5.1	3-31.3/3-43.3	7-93/5-42
OREGON	5-13/5-14	2-3/2-3	35:05/24:55	10:10	4.9/7.1	5.7/6.3	5.2/6.9	5-47.2/6-36.8	7-55/13-126
at Northwestern	7-14/5-14	1-1/0-2	35:23/24:37	10:46	6.6/4.3	8.5/6.6	7.3/5.5	5-38.6/6-40.5	4-60/4-36
ILLINOIS	10-14/2-9	1-1/0-1	38:01/21:59	16:02	4.1/5.9	9.6/6.3	5.9/6.1	0-0.0/4-41.5	3-35/7-48
Indiana	5-15/5-15	1-1/0-2	32:56/27:04	5:52	3.4/2.9	8.0/6.3	5.1/4.8	6-31.5/6-40.3	9-53/1-10
PURDUE	7-15/6-16	0-0/2-5	33:19/26:41	6:38	4.2/1.1	8.1/6.9	6.0/5.0	5-40.0/5-44.6	7-67/4-32
Wisconsin	9-18/5-13	0-1/0-0	32:23/27:37	4:46	3.5/5.9	4.9/5.0	4.1/5.5	7-41.6/6-38.3	2-10/1-5
Ohio State	5-16/11-15	0-2/1-1	22:42/37:18	-14:36	3.2/5.7	3.8/8.0	3.6/6.9	6-41.8/0-0.0	4-43/4-35
MINNESOTA	7-15/8-16	2-2/1-1	29:06/30:54	-1:48	4.9/2.5	7.8/6.4	6.2/4.3	4-30.5/5-44.2	8-81/2-15
MARYLAND	8-17/4-15	2-3/1-3	39:00/21:00	18:00	4.0/0.4	5.9/6.3	4.9/3.7	5-44.4/8-40.4	2-20/5-65
Totals	76-162/58-152	10-17/9-22	362:47/297:13	65:34	4.4/4.1	7.4/6.4	5.6/5.3	51-38.1/55-40.2	597/443

Note: Game totals are displayed in the format TEAM/OPPONENT for each category

# Nebraska Red Zone Chart

NEBRASKA INSIDE OPPONENT RED-ZONE															
DATE	OPPONENT	SCORE	TIMES IN RZ	TIMES SCORED	PTS	TOTAL TDS	RUSH TDS	PASS TDS	FGS MADE	----- FAILED TO SCORE INSIDE RZ -----					GAME
										FGA	DOWNS	INT	FUMB	HALF	
Sept. 3	Fresno State	W, 43-10	5	5	36	5	5	0	0	0	0	0	0	0	0
Sept. 10	Wyoming	W, 52-17	6	4	24	3	2	1	1	0	1	1	0	0	0
Sept. 17	Oregon	W, 35-32	3	2	14	2	1	1	0	0	0	0	1	0	0
* Sept. 24	at Northwestern	W, 24-13	5	4	24	3	2	1	1	0	0	0	0	1	0
* Oct. 1	Illinois	W, 31-16	5	4	24	3	2	1	1	0	0	0	1	0	0
* Oct. 15	at Indiana	W, 27-22	2	2	10	1	1	0	1	0	0	0	0	0	0
* Oct. 22	Purdue	W, 27-14	3	3	13	1	1	0	2	0	0	0	0	0	0
* Oct. 29	at Wisconsin	L, 17-23	4	3	17	2	2	0	1	0	0	0	0	1	0
* Nov. 5	at Ohio State	L, 3-62	3	1	3	0	0	0	1	0	2	0	0	0	0
* Nov. 12	Minnesota	W, 24-17	1	1	7	1	1	0	0	0	0	0	0	0	0
* Nov. 19	Maryland	W, 28-7	5	4	28	4	3	1	0	1	0	0	0	0	0
Totals			41	33	200	25	20	5	8	1	3	1	3	0	0
33 of 41 (80.5%)															

OPPONENT INSIDE NEBRASKA RED-ZONE															
DATE	OPPONENT	SCORE	TIMES IN RZ	TIMES SCORED	PTS	TOTAL TDS	RUSH TDS	PASS TDS	FGS MADE	----- FAILED TO SCORE INSIDE RZ -----					GAME
										FGA	DOWNS	INT	FUMB	HALF	
Sept. 3	Fresno State	W, 43-10	4	2	10	1	0	1	1	1	0	1	0	0	0
Sept. 10	Wyoming	W, 52-17	2	2	10	1	1	0	1	0	0	0	0	0	0
Sept. 17	Oregon	W, 35-32	3	3	20	3	3	0	0	0	0	0	0	0	0
* Sept. 24	at Northwestern	W, 24-13	1	0	0	0	0	0	0	1	0	0	0	0	0
* Oct. 1	Illinois	W, 31-16	2	2	6	0	0	0	2	0	0	0	0	0	0
* Oct. 15	at Indiana	W, 27-22	2	2	10	1	0	1	1	0	0	0	0	0	0
* Oct. 22	Purdue	W, 27-14	1	1	7	1	0	1	0	0	0	0	0	0	0
* Oct. 29	at Wisconsin	L, 17-23	1	1	7	1	0	1	0	0	0	0	0	0	0
* Nov. 5	at Ohio State	L, 3-62	6	6	34	4	1	3	2	0	0	0	0	0	0
* Nov. 12	Minnesota	W, 24-17	3	2	14	2	2	0	0	0	0	1	0	0	0
* Nov. 19	Maryland	W, 28-7	0	0	0	0	0	0	0	0	0	0	0	0	0
Totals			26	22	124	15	8	7	7	2	0	2	0	0	0
22 of 26 (84.6%)															

### LONG SEASON PLAYS (20 OR MORE YARDS)

	Husker Long Plays				Opponent Long Plays			
	Rush	Pass	Ret.	Total	Rush	Pass	Ret.	Total
Fresno State	1	2	1	4	0	2	3	5
Wyoming	0	7	4	11	3	2	0	5
Oregon	1	4	2	7	5	3	3	11
Northwestern	4	3	1	8	1	2	3	6
Illinois	1	4	3	8	2	2	2	6
Indiana	0	2	3	5	1	3	3	7
Purdue	4	5	1	10	0	3	2	5
Wisconsin	0	2	0	2	3	1	3	7
Ohio State	0	2	4	6	3	3	3	9
Minnesota	2	3	1	6	1	2	0	3
Maryland	2	3	1	6	0	1	4	5
<b>Totals</b>	<b>15</b>	<b>37</b>	<b>21</b>	<b>73</b>	<b>19</b>	<b>24</b>	<b>26</b>	<b>69</b>

### DRIVE SUPERLATIVES

	Nebraska	Opponent
Most Yards (Result)	97 vs. Wyoming (TD)	98 vs. Purdue (TD); at Ohio State (TD)
Most Plays (Result)	18 vs. Illinois (TD)	15 at Ohio State (TD)
Most Time (Result)	10:42 vs. Illinois (TD)	7:33 at Minnesota (TD)

### NEBRASKA LONG PLAYS (73; 15 RUNS; 37 PASSES; 21 RETURNS)

Yards	Opponent	Play	Result
72	Indiana	Pass (Armstrong-Morgan)	Touchdown
63	Wyoming	Pass (Armstrong-Moore)	Touchdown
63	Illinois	Run (Newby)	Touchdown
59	Northwestern	Pass (Armstrong-Moore)	1st-Goal
59	Purdue	KOR (Bryant)	1st-10
57	Fresno State	Pass (Armstrong-Moore)	Touchdown
55	Wyoming	Pass (Armstrong-Westerkamp)	1st-10
49	Northwestern	Run (Newby)	Turnover
45	Wyoming	KOR (Nelson)	1st-10
45	Oregon	PR (Pierson-El)	1st-10
45	Indiana	Pass (Armstrong-Reilly)	1st-10
40	Purdue	Pass (Armstrong-Pierson-El)	Touchdown
39	Wyoming	Pass (Armstrong-Ozigbo)	1st-10
38	Wyoming	Pass (Armstrong-Reilly)	1st-Goal
37	Northwestern	Run (Armstrong)	1st-Goal
37	Northwestern	Pass (Armstrong-Reilly)	1st-Goal
37	Illinois	Pass (Armstrong-Ozigbo)	1st-10
36	Wisconsin	Pass (Armstrong-Westerkamp)	1st-Goal
35	Wyoming	Pass (Fyle-Rahn)	Touchdown
35	Minnesota	Pass (Armstrong-Bryant)	Touchdown
34	Oregon	Run (Armstrong)	Touchdown
34	Wyoming	Pass (Armstrong-Westerkamp)	Touchdown
32	Ohio State	Pass (Armstrong-Westerkamp)	1st-10
33	Indiana	IR (Jones)	Touchdown
32	Fresno State	KOR (Bryant)	1st-10
32	Northwestern	Run (Wilbon)	1st-10
31	Minnesota	Pass (Armstrong-Newby)	Touchdown
30	Illinois	KOR (Bryant)	1st-10
29	Minnesota	Pass (Armstrong-Pierson-El)	1st-10
28	Illinois	Pass (Armstrong-Westerkamp)	1st-10
28	Wyoming	Pass (Armstrong-Moore)	1st-10
28	Purdue	Pass (Armstrong-Reilly)	1st-10
28	Purdue	Pass (Armstrong-Morgan)	1st-10
27	Wyoming	IR (Jones)	1st-10
27	Northwestern	Pass (Armstrong-Carter)	1st-10
27	Illinois	PR (Pierson-El)	1st-10
26	Maryland	Pass (Fyle-Westerkamp)	1st-10
26	Maryland	Pass (Fyle-Westerkamp)	1st-10
26	Ohio State	Pass (Armstrong-Morgan)	1st-10
25	Purdue	Run (Newby)	1st-10
25	Wisconsin	Pass (Armstrong-Morgan)	1st-10
25	Minnesota	Run (Newby)	1st-10
24	Purdue	Pass (Armstrong-Reilly)	1st-10
24	Purdue	Run (Moore)	Touchdown
24	Fresno State	Run (Moore)	1st-10
24	Wyoming	KOR (Bryant)	1st-10
24	Indiana	KOR (Bryant)	1st-10
24	Illinois	KOR (Nelson)	1st-10
24	Ohio State	KOR (Bryant)	1st-10
24	Maryland	Pass (Fyle-Reilly)	1st-10
24	Maryland	KOR (Bryant)	1st-10
23	Fresno State	Pass (Armstrong-Moore)	1st-10
23	Wyoming	IR (K. Williams)	Touchdown
23	Purdue	Pass (Armstrong-Pierson-El)	1st-10
22	Purdue	Run (Armstrong)	Touchdown
22	Oregon	Pass (Armstrong-Westerkamp)	Touchdown
22	Oregon	Pass (Armstrong-Reimers)	Touchdown
22	Maryland	Run (Bryant)	1st-10
21	Maryland	Run (Fyle)	1st-10
21	Oregon	Pass (Armstrong-Carter)	1st-10
21	Indiana	KOR (Bryant)	1st-10
21	Oregon	KOR (Nelson)	1st-10
21	Northwestern	KOR (Bryant)	1st-10
21	Illinois	Pass (Armstrong-Westerkamp)	1st-10
21	Ohio State	KOR (Bryant)	1st-10
21	Ohio State	KOR (Bryant)	1st-10
21	Ohio State	KOR (Bryant)	1st-10
21	Illinois	Pass (Armstrong-Newby)	1st-Goal
21	Minnesota	Run (Armstrong)	1st-10
20	Minnesota	KOR (Bryant)	1st-10
20	Northwestern	Run (Armstrong)	1st-10
20	Oregon	Pass (Armstrong-Moore)	1st-10
20	Purdue	Run (Armstrong)	1st-10

### OPPONENT LONG PLAYS (69; 19 RUNS; 24 PASSES; 26 RETURNS)

Yards	Opponent	Play	Result
92	Maryland	Pass (Bortenschlager-Moore)	Touchdown
88	Purdue	Pass (Blough-Yancey)	Touchdown
75	Ohio State	Pass (Barrett-Samuel)	Touchdown
50	Oregon	Run (Griffin)	Touchdown
48	Ohio State	IR (Hooker)	Touchdown
46	Oregon	Run (Benoit)	1st-10
44	Purdue	Pass (Blough-Marshall)	1st-Goal
42	Wyoming	Run (Conway)	1st-10
42	Northwestern	Run (Thorson)	Touchdown
41	Oregon	Run (Benoit)	Touchdown
41	Wisconsin	Run (Clement)	1st-10
39	Ohio State	KOR (Campbell)	1st-10
39	Wisconsin	Run (Ogunbowale)	1st-10
39	Indiana	PR (Paige)	1st-10
36	Indiana	Pass (Lagow-Jones)	1st-Goal
36	Ohio State	IR (Webb)	Touchdown
35	Wyoming	Pass (Allen-Gentry)	Touchdown
35	Northwestern	KOR (Vault)	1st-10
34	Oregon	FR (Springs)	1st-10
33	Indiana	Run (Redding)	Touchdown
32	Fresno State	Pass (Kline-Peck)	1st-10
32	Fresno State	KOR (Potts)	1st-10
32	Maryland	KOR (Moore)	1st-10
31	Wyoming	Pass (Allen-Gentry)	1st-10
31	Illinois	Run (Foster)	Touchdown
31	Illinois	Run (Corbin)	1st-10
31	Minnesota	Run (Smith)	1st-10
30	Wisconsin	Pass (Hornbrook-Fumagalli)	1st-10
29	Minnesota	Pass (Leidner-Wolitsky)	1st-10
28	Wyoming	Run (Conway)	1st-10
27	Northwestern	KOR (Nagel)	1st-10
26	Illinois	Pass (Lunt-Echard)	1st-10
26	Ohio State	Pass (Burrow-Hill)	1st-10
26	Maryland	KOR (Moore)	1st-10
25	Illinois	Pass (Lunt-Turner)	1st-10
25	Illinois	KOR (Foster)	1st-10
25	Oregon	Pass (Prukop-Nelson)	1st-10
25	Minnesota	Pass (Leidner-Johnson)	1st-10
25	Fresno State	Pass (Kline-Peck)	1st-10
25	Wisconsin	KOR (Ogunbowale)	1st-10
24	Wisconsin	PR (Clement)	1st-10
24	Illinois	IR (Mosley)	1st-10
24	Wyoming	Run (May)	1st-10
24	Indiana	Pass (Lagow-Paige)	1st-10
24	Northwestern	Pass (Thorson-Carr)	Touchdown
24	Ohio State	Run (Weber)	1st-Goal
24	Maryland	KOR (Moore)	1st-10
23	Maryland	KOR (Funk)	1st-10
23	Ohio State	Run (Weber)	Touchdown
23	Northwestern	Pass (Thorson-Carr)	1st-10
23	Oregon	Pass (Prukop-Stanford)	1st-Goal
23	Fresno State	KOR (Johnson)	1st-10
23	Purdue	IR (Herman)	1st-10
23	Purdue	Pass (Blough-Herdman)	1st-10
22	Purdue	KOR (Lankford-Johnson)	1st-10
22	Oregon	Run (Prukop)	1st-10
22	Northwestern	KOR (Vault)	1st-10
22	Indiana	Pass (Lagow-Jones)	1st-10
22	Ohio State	Pass (Barrett -Wilson)	1st-Goal
21	Indiana	KOR (Williams)	1st-10
21	Indiana	KOR (Williams)	1st-10
21	Oregon	Pass (Prukop-Nelson)	1st-10
21	Wisconsin	Run (Shaw)	Touchdown
20	Wisconsin	KOR (Ogunbowale)	1st-10
20	Fresno State	KOR (Johnson)	1st-10
20	Oregon	KOR (Nelson)	1st-10
20	Oregon	Run (Brooks-James)	Touchdown
20	Oregon	KOR (Nelson)	1st-10
20	Ohio State	Run (Barrett)	1st-10

### GAME-OPENING DRIVES

Opponent	[----- Nebraska -----]			[----- Opponent -----]		
	Pts.	1st Dwn	Yds	Pts.	1st Dwn	Yds
Fresno State	0	0	7	0	3	46
Wyoming	0	2	19	0	0	7
Oregon	0	0	3	0	3	36
Northwestern	0	1	75	0	1	27
Illinois	7	5	75	0	1	19
Indiana	3	4	52	0	2	45
Purdue	7	1	22	0	0	0
Wisconsin	0	0	5	0	0	5
Ohio State	0	0	7	7	3	57
Minnesota	3	3	36	7	5	75
Maryland	7	3	72	0	3	79

### SECOND HALF-OPENING DRIVES

Opponent	[----- Nebraska -----]			[----- Opponent -----]		
	Pts.	1st Dwn	Yds	Pts.	1st Dwn	Yds
Fresno State	7	3	57	0	0	1
Wyoming	0	0	4	3	3	65
Oregon	7	4	75	0	0	3
Northwestern	7	3	80	0	3	40
Illinois	0	1	17	0	0	-4
Indiana	0	0	-1	0	1	9
Purdue	0	0	0	0	1	20
Wisconsin	0	0	2	7	5	73
Ohio State	0	0	7	7	1	75
Minnesota	7	5	79	0	1	13
Maryland	0	0	1	0	0	-11



## SCORING DRIVES

Game	Scoring		[---Time---]		[--Plays--]		5 or less	1 or 0
	Drives	Total	Avg.	Total	Avg.			
Fresno State	6	21:11	3:31	46	7.67	2	0	
Wyoming	8	16:37	2:04	39	4.88	4	3	
Oregon	5	16:05	3:13	41	8.20	1	0	
at Northwestern	4	14:38	3:39	34	8.50	1	0	
Illinois	5	28:14	5:38	54	10.80	1	0	
at Indiana	5	17:31	3:30	35	7.00	2	1	
Purdue	5	16:41	3:20	34	6.80	4	1	
at Wisconsin	3	14:03	4:41	31	10.33	0	0	
at Ohio State	1	5:41	5:41	15	15.00	0	0	
Minnesota	4	18:15	4:33	38	9.50	1	0	
Maryland	4	19:19	4:49	44	11.00	0	0	
Season	50	188:15	3:45	411	8.22	16	5	
Opponents	41	111:26	2:43	284	6.93	16	6	

## NEBRASKA SCORING DRIVES

Opponent	[-----Drive-----]				Qtr./Time	Play
	Plays	Yds	Time	Score		
Fresno State	13	80	6:25	7-0	1st/0:43	Ozigbo 1-yd. run
Fresno State	4	38	1:27	14-0	2nd/12:34	Ozigbo 6-yd. run
Fresno State	9	58	4:03	21-10	3rd/9:59	Armstrong 9-yd. run
Fresno State	2	62	14:51	28-10	4th/14:51	Moore 57-yd. pass from Armstrong
Fresno State	8	63	4:17	36-10	4th/9:50	Armstrong 4-yd. run
Fresno State	10	67	4:03	43-10	4th/4:20	Bryant 3-yd. run
Wyoming	7	97	3:05	7-0	1st/6:12	Armstrong 7-yd. run
Wyoming	9	52	3:38	10-0	2nd/9:03	Brown 29-yd. FG
Wyoming	5	52	0:44	17-0	2nd/5:57	Moore 63-yd. from Armstrong
Wyoming	0	0	0:00	24-10	3rd/4:48	K. Williams 23-yd. interception return
Wyoming	8	76	3:17	31-17	4th/13:11	Westerkamp 34-yd. pass from Armstrong
Wyoming	1	1	0:04	38-17	4th/12:59	Ozigbo 1-yd. run
Wyoming	10	53	4:48	45-17	4th/7:28	Westerkamp 9-yd. pass from Armstrong
Wyoming	1	35	0:09	52-17	4th/5:15	Rahn 35-yd. pass from Armstrong
Oregon	8	55	2:53	7-8	1st/2:05	Westerkamp 22-yd. pass from Armstrong
Oregon	5	19	0:29	14-20	2nd/0:05	Westerkamp 3-yd. pass from Armstrong
Oregon	7	75	3:12	21-20	3rd/11:48	Reimers 22-yd. pass from Armstrong
Oregon	10	62	4:28	28-20	3rd/6:13	Ozigbo 7-yd. run
Oregon	11	80	5:03	35-32	4th/2:29	Armstrong 34-yd. run
Northwestern	13	74	5:47	3-0	2nd/13:40	Brown 23-yd. FG
Northwestern	2	63	0:42	10-7	2nd/1:41	Newby 4-yd. run
Northwestern	10	80	3:52	17-7	3rd/9:00	Carter 4-yd. pass from Armstrong
Northwestern	9	79	4:17	24-13	3rd/3:06	Westerkamp 10-yd. run
Illinois	13	75	6:37	1st/8:23	7-0	Armstrong 1 yd. run
Illinois	10	53	4:12	2nd/5:59	10-7	Brown 29-yd. FG
Illinois	18	75	10:42	4th/11:58	17-16	Newby 3-yd. run
Illinois	11	59	5:49	4th/4:32	24-16	Foster 6-yd. pass from Armstrong
Illinois	2	70	0:54	4th/2:03	31-16	Newby 63-yd. run
Indiana	12	52	5:14	1st/9:46	7-0	Brown 40-yd. FG
Indiana	6	64	2:21	1st/4:47	10-0	Newby 4-yd. run
Indiana	0	0	0:00	1st/4:43	17-0	Jones. 33-yd. interception return
Indiana	5	85	2:15	4th/9:57	24-15	Morgan 72-yd. pass from Armstrong
Indiana	15	60	7:41	4th/0:45	27-22	Brown 39-yd. FG
Purdue	1	22	0:08	1st/14:44	7-0	Armstrong 22-yd. run
Purdue	12	52	6:17	1st/4:03	10-7	Brown 30-yd. FG
Purdue	5	68	2:28	3rd/7:45	17-14	Pierson-El 40-yd. pass from Armstrong
Purdue	11	81	5:47	4th/14:05	24-14	Moore 24-yd. run
Purdue	5	-5	2:01	4th/11:10	27-14	Brown 51-yd. FG
Wisconsin	6	42	2:12	2nd/13:41	7-7	Ozigbo 1-yd. run
Wisconsin	14	75	5:58	4th/13:45	14-17	Armstrong 2-yd. run
Wisconsin	11	52	5:53	4th/3:43	17-17	Brown 35-yd. FG
Ohio State	15	72	5:41	1st/7:45	3-7	Brown 20-yd. FG
Minnesota	9	36	4:45	1st/2:42	3-7	Brown 46-yd. FG
Minnesota	5	64	2:10	2nd/13:24	10-7	Bryant 35-yd. pass from Armstrong
Minnesota	11	79	5:40	3rd/9:16	17-17	Newby 31-yd. pass from Armstrong
Minnesota	13	91	5:40	4th/7:17	24-17	Armstrong 13-yd. run
Maryland	7	72	2:30	1st/9:32	7-0	Newby 8-yd. run
Maryland	7	57	3:06	1st/4:28	14-0	Newby 5-yd. run
Maryland	16	78	5:56	2nd/0:17	21-0	Westerkamp 4-yd. pass from Fyfe
Maryland	14	69	7:47	3rd/3:30	28-0	Newby 1-yd. run

## OPPONENT SCORING DRIVES

Opponent	[-----Drive-----]				Qtr./Time	Play
	Plays	Yds	Time	Score		
Fresno State	7	32	2:37	7-14	2nd/5:38	Peck 7-yd. pass from Virgil
Fresno State	10	68	3:39	10-14	2nd/0:00	Kroening 26-yd. FG
Wyoming	5	52	0:44	7-17	2nd/0:08	Gentry 35-yd. pass from Allen
Wyoming	10	65	3:52	10-17	3rd/11:08	Rothe 27-yd. FG
Wyoming	6	76	3:06	17-24	2nd/1:35	Hill 1-yd. run
Oregon	10	65	2:46	8-0	1st/8:19	Brooks-James 20-yd. run
Oregon	11	64	3:41	14-7	2nd/5:56	Brooks-James 2-yd. run
Oregon	1	50	0:09	20-7	2nd/2:30	Griffin 50-yd. run
Oregon	7	75	3:31	26-28	3rd/2:42	Benoit 41-yd. run
Oregon	10	97	2:54	32-28	4th/10:31	James-Brooks 1-yd. run
Northwestern	1	42	0:09	7-3	2nd/9:09	Thorson 42-yd. run
Northwestern	5	52	1:24	13-17	3rd/7:29	Carr 24-yd. pass from Thorson
Illinois	8	60	3:57	2nd/10:11	7-7	Foster 31-yd. run
Illinois	10	69	4:58	2nd/1:01	10-10	McLaughlin 24-yd FG
Illinois	3	21	0:28	2nd/0:00	13-10	McLaughlin 43-yd FG
Illinois	8	74	3:45	3rd/7:49	16-10	McLaughlin 33-yd FG
Indiana	0	0	0:00	2nd/12:29	2-17	Team Safety after blocked punt
Indiana	12	57	5:06	2nd/7:23	5-17	Oakes 36-yd. FG
Indiana	4	0	0:34	2nd/1:18	8-17	Oakes 45-yd. FG
Indiana	2	33	0:09	3rd/0:00	15-17	Redding 33-yd. run
Indiana	5	75	1:31	4th/8:26	22-24	Redding 4-yd. pass from Lagow
Purdue	9	75	4:24	1st/10:20	7-7	Yancey 1-yd. pass from Blough
Purdue	4	98	2:01	2nd/10:52	14-10	Yancey 88-yd. pass from Blough
Wisconsin	2	51	0:43	1st/9:38	7-0	Shaw 21-yd. run
Wisconsin	7	25	3:18	2nd/6:53	10-7	Endicott 44-yd. FG
Wisconsin	13	73	6:36	3rd/8:17	17-7	Wheelwright 9-yd. pass from Hornibrook
Wisconsin	0	0	0:00	OT	23-17	Ogunbowale 11-yd. run
Ohio State	0	0	0:00	1st/13:26	7-0	Webb 36-yd. INT return
Ohio State	10	57	4:19	1st/3:16	14-3	McLaurin 7-yd. pass from Barrett
Ohio State	8	83	3:25	2nd/12:21	21-3	Weber 23-yd. run
Ohio State	9	20	2:52	2nd/8:22	24-3	Durbin 23-yd. FG
Ohio State	15	85	3:39	2nd/0:03	31-3	Samuel 1-yd. pass from Barrett
Ohio State	1	75	0:12	3rd/14:48	38-3	Samuel 75-yd. pass from Barrett
Ohio State	9	87	3:39	3rd/10:00	45-3	Brown 6-yd. pass from Barrett
Ohio State	14	41	7:25	3rd/1:35	48-3	Durbin 28-yd. FG
Ohio State	0	0	0:00	3rd/0:34	55-3	Hooker 48-yd. INT return
Ohio State	11	98	5:21	4th/7:18	62-3	Burrow 12-yd. run
Minnesota	14	75	7:33	1st/7:27	7-0	Smith 3-yd. run
Minnesota	9	54	4:39	2nd/4:54	14-10	Leidner 1-yd. run
Minnesota	7	18	1:40	2nd/0:00	17-10	Carpenter 42-yd. FG
Maryland	2	91	0:49	4th/12:22	7-28	Moore 92-yd. pass from Bortenschlager

## NEBRASKA POINTS OFF TURNOVERS

Game	TOs Gained	TDs	FG-FGA	Pts.	(NU Fumbles/Lost, INT)
Fresno State	2 (0/0 F/L, 2 INT)	1	0-0	7	0 (1/0 F/L, 0 INT)
Wyoming	6 (2/1 F/L, 5 INT)	4	0-0	28	1 (4/0 F/L, 1 INT)
Oregon	0 (1/0 F/L, 0 INT)	0	0-0	0	1 (3/1 F/L, 0 INT)
Northwestern	2 (0/0 F/L, 2 INT)	1	0-0	7	2 (2/2 F/L, 0 INT)
Illinois	0 (0/0 F/L, 0 INT)	0	0-0	0	2 (1/1 F/L, 1 INT)
Indiana	2 (0/0 F/L, 0 INT)	1	0-0	7	2 (0/0 F/L, 2 INT)
Purdue	2 (0/0 F/L, 2 INT)	1	0-1	7	1 (0/0 F/L, 1 INT)
Wisconsin	2 (0/0 F/L, 2 INT)	0	1-1	3	2 (0/0 F/L, 2 INT)
Ohio State	2 (1/1 F/L, 0 INT)	0	0-0	0	2 (0/0 F/L, 2 INT)
Minnesota	1 (0/0 F/L, 1 INT)	0	0-0	0	0 (1/0 F/L, 0 INT)
Maryland	0 (5/0 F/L, 0 INT)	0	0-0	0	0 (1/0 F/L, 0 INT)

Nebraska	18 (9/2 F/L, 15 INT)	8	1-1	59	13 (13/4 F/L, 9 INT)
Opponent	13 (13/4 F/L, 9 INT)	3	4-4	35	17 (9/2 F/L, 16 INT)

## STARTING FIELD POSITION\*

	NU Avg. Start	Opp. Avg. Start	NU diff.
	(yards/drives/in 20/past 50)	(yards/drives/in 20/past 50)	
Fresno State	31.3 (376/12/1/1)	34.3 (412/12/1/3)	-3.0
Wyoming	38.8 (543/14/1/3)	27.1 (380/15/3/1)	11.7
Oregon	33.3 (433/13/1/1)	23.8 (309/13/4/1)	9.5
Northwestern	23.6 (307/13/2/0)	28.5 (342/12/1/1)	-4.9
Illinois	36.6 (329/9/1/2)	27.8 (250/9/2/1)	8.8
Indiana	27.1 (380/14/4/0)	30.1 (422/14/4/2)	-3.0
Purdue	39.8 (517/13/2/4)	22.1 (287/13/3/0)	17.7
Wisconsin	32.5 (423/13/2/2)	25.3 (303/12/4/0)	7.2
Ohio State	27.9 (335/12/2/1)	29 (290/10/4/1)	-1.1
Minnesota	20.3 (183/9/5/0)	26.9 (242/9/2/0)	-6.6
Maryland	32.4 (389/12/1/1)	24.3 (292/12/5/0)	8.1
Totals	31.5 (4215/13/2/15)	26.9 (3529/)	/131

\*does not include drives with time of 0:00 (ie, defensive and special teams touchdowns, end of half turnovers, overtime, etc.)

PENALTY NUMBERS	NU Pen.-Yds.	Opp. Pen.-Yds
Fresno State	7-80	6-29
Wyoming	7-93	5-42
Oregon	7-55	13-126
Northwestern	4-60	4-36
Illinois	3-35	7-48
Indiana	9-53	1-10
Purdue	7-67	4-32
Wisconsin	2-10	1-5
Ohio State	4-43	4-35
Minnesota	8-81	2-15
Maryland	2-20	8-65

Totals (Avg/Penalty)	60-597 (10.0)	55-443 (8.1)
Avg/Game	5.5-54.3	5.0-40.3

# Individual Career/Season Superlatives

## SEASON AND CAREER, MOST PASSING YARDS

Player	2016	Career
Tommy Armstrong Jr.	377 vs. Wyoming	381 vs. USC, 2014
Ryker Fyfe	220 vs. Maryland	407 at Purdue, 2015
De'Mornay Pierson-El		16 at Northwestern, 2014

\*Indicates touchdown pass

## SEASON AND CAREER, MOST RECEIVING YARDS

Player	2016	Career
Tommy Armstrong Jr.		16 at Northwestern, 2014
Christian Bailey		10 at Fresno State, 2014
Tre Bryant	35 vs. Minnesota	Same
Cethan Carter	48 vs. Oregon	76 vs. Iowa, 2015
Sam Cotton	37 at Indiana	Same
Trey Foster	6 vs. Illinois	9 at Purdue, 2013; vs. BYU, 2015
Luke McNitt		6 vs. S. Alabama, 2015
Alonzo Moore	109 vs. Wyoming	Same
Stanley Morgan Jr.	93 at Indiana	Same
Terrell Newby	31 vs. Minnesota	38 vs. S. Alabama, 2015
Devine Ozigbo	39 vs. Wyoming	42 at Purdue, 2015
Gabe Rahn	35 vs. Wyoming	Same
Bryan Reimers	22 vs. Oregon	Same
De'Mornay Pierson-El	69 vs. Purdue	134 vs. USC, 2014
Brandon Reilly	73 vs. Purdue	112 vs. Southern Miss, 2015
Jordan Westerkamp	105 vs. Wyoming	158 at Michigan State, 2014
Mikale Wilbon	13 vs. Illinois	28 vs. BYU, 2015

\*Indicates touchdown scored

## SEASON AND CAREER, LONGEST PASS

2016	Career
72* at Indiana (Morgan)	99* vs. Georgia, 2013 (Enunwa)
35 vs. Wyoming (Rahn)	52 at Purdue (Reilly)
	16* at Northwestern (Armstrong)

## SEASON AND CAREER, LONGEST CATCH

2016	Career
	16* at Northwestern, 2014 (Pierson-El)
	10* at Fresno State, 2014 (Fyfe)
35* vs. Minnesota (Armstrong)	Same
27 at Northwestern (Armstrong)	55 at Illinois, 2015 (Armstrong)
17 at Indiana (Armstrong)	23* at Fresno State, 2014 (Armstrong)
66* vs. Illinois (Armstrong)	9 at Purdue, '13 (Kellogg); 9* vs. BYU, '15 (Armstrong)
	6 vs. S. Alabama, 2015 (Fyfe)
63* vs. Wyoming (Armstrong)	Same
72* at Indiana (Armstrong)	Same
31* vs. Minnesota (Armstrong)	30 vs. S. Alabama, 2015 (Armstrong)
39 vs. Wyoming (Armstrong)	30 at Purdue, 2015 (Fyfe)
35* vs. Wyoming (Fyfe)	Same
22* vs. Oregon (Armstrong)	Same
40* vs. Purdue (Armstrong)	46 at Northwestern, 2014 (Armstrong)
45 at Indiana (Armstrong)	52 at Purdue, 2015 (Fyfe)
55 vs. Wyoming (Armstrong)	70* at Fresno State, 2014 (Armstrong)
13 vs. Illinois (Armstrong)	14 vs. BYU, 2015 (Armstrong)

## SEASON AND CAREER, MOST RUSHING YARDS

Player	2016	Career
Tommy Armstrong Jr.	133 at Northwestern	Same
Tre Bryant	56 vs. Maryland	Same
Cethan Carter	16 at Northwestern	32* at Rutgers
Ryker Fyfe	10 vs. Maryland	29 vs. Florida Atlantic, 2014
Caleb Lightbourn	4 vs. Wyoming	Same
Alonzo Moore	34 vs. Fresno State	Same
Graham Nabity		14 vs. South Dakota State, 2013
Jordan Nelson		35 vs. Illinois, 2014
Terrell Newby	140 vs. Illinois	198 vs. S. Alabama, 2015
Devine Ozigbo	103 vs. Fresno State	Same
De'Mornay Pierson-El	21 vs. Minnesota	Same
Brandon Reilly	16 vs. Maryland	20 at Purdue, 2015
Jordan Westerkamp	10 at Northwestern	Same
Mikale Wilbon	55 at Northwestern	Same

\*Indicates touchdown scored

## SEASON AND CAREER, LONGEST RUN

2016	Career
37 at Northwestern	42 vs. McNeese State, 2014
22 vs. Maryland	Same
16 at Northwestern	32* at Rutgers, 2015
21 vs. Maryland	15 vs. Florida Atlantic, 2014
4 vs. Wyoming	Same
24 vs. Fresno State; 24* vs. Purdue	Same
	6 vs. Southern Miss; vs. SDSU, 2013
	18 vs. Illinois, 2014
63* vs. Illinois	69* at Minnesota, 2015
17 vs. Fresno State	31 at Illinois, 2015
9 vs. Minnesota	Same
13 vs. Maryland	20 at Purdue, 2015
10* at Northwestern	Same
32 at Northwestern	Same

## SEASON AND CAREER, MOST TACKLES, TFLS AND SACKS

Player	Tackles (2016)	Career	TFL (2016)	Career	Sacks (2016)	Career
Freedom Akinmoladun	5 3x, last vs. Maryland	6 at Miami, 2015	2 vs. Maryland	2 3x, last vs. Maryland, 2016	2.0 vs. Maryland	2.0 vs. So. Miss, 2015; vs. Maryland, 2016
Avery Anderson	1 at Ohio State	Same		Same		Same
Josh Banderas	13 vs. Purdue	14 vs. USC, 2014	2 vs. Minnesota	2 4x, last vs. Minnesota, 2016		1 vs. UCLA, 2013 at Purdue, 2013
Mohamed Barry	1 5x, last vs. Minnesota	Same		Same		Same
Alex Davis	1 vs. Fresno State; at Ohio State	Same		Same		Same
Carlos Davis	5 vs. Wyoming	Same	1.0 vs. Purdue; at Wisconsin	Same	1.0 vs. Purdue; at Wisconsin	Same
Khalil Davis	2 vs. Wyoming	Same	2 vs. Wyoming	Same		Same
Jolo Domann	1 4x, last at Wisconsin	Same		Same		Same
Ross Dzuris	5 vs. Oregon	5 at Purdue, 2015; vs. Oregon, 2015	3 vs. Fresno State	Same	2.0 vs. Fresno State	Same
Tyrin Ferguson		1 3x, last at Minnesota, 2015		Same		Same
Nathan Gerry	9 vs. Oregon; at Ohio State	15 at Iowa, 2014	2 3x, at Indiana	3 at Iowa, 2014	0.5 at Northwestern	1.0 vs. Northwestern, 2015
Luke Gifford	1 at Ohio State	4 vs. S. Alabama, 2015		1 vs. S. Alabama, 2015		Same
Sam Hahn	1 vs. Fresno State	Same		Same		Same
Lamar Jackson	6 vs. Fresno State	Same	2 vs. Fresno State	Same	1 vs. Fresno State	Same
Chris Jones	6 vs. Oregon	Same	2 at Northwestern	Same	1.0 at Northwestern	1.0 vs. Southern Miss, 2015; at NW, 2016
Boaz Joseph	2 at Wisconsin; at Ohio State	Same		Same		Same
Joshua Kalu	9 at Ohio State	9 3x, last at OSU, 2016	1 vs. Fresno State; vs. Minnesota	2 vs. BYU, 2015	1 vs. Fresno State	1.0 vs. So. Miss, 2015; Fresno St., 2016
Sedrick King	1 vs. Fresno State; vs. Wyoming	Same		Same		Same
Eric Lee Jr.	1 at Ohio State	Same	1 at Ohio State	Same	1 at Ohio State	
Luke McNitt	2 vs. Fresno State	Same		Same		Same
Kevin Maurice	8 vs. Minnesota	8 at Illinois, 2015; vs. Minnesota, 2016	2 at Northwestern	2 vs. Purdue, 2014; at NW, 2016	2.0 at Northwestern	Same
A.J. Natter	1 vs. Fresno State; vs. Maryland	1 4x, last vs. Maryland		Same		Same
DaiShon Neal	1 at Northwestern; at Ohio State	Same		Same		Same
Marcus Newby	4 vs. Wyoming	8 vs. Michigan State, 2015	1 3x, last vs. Maryland	1 9x, last vs. Maryland, 2016	1.0 at Indiana; vs. Maryland	1 4x, last vs. Maryland, 2016
Graham Nabity	1 vs. Fresno State	Same		Same		Same
Jordan Nelson	1 vs. Fresno State	Same		Same		Same
Logan Rath		4 vs. Florida Atlantic, 2014		1 vs. Florida Atlantic, 2014		Same
Antonio Reed	3 at Northwestern	Same		Same		Same
Michael Rose-Ivey	8 at Wisconsin; at Ohio State	17 vs. Iowa, 2013	1 7x, vs. Maryland	4 vs. Iowa, 2013	0.5 vs. Wyoming	Same
Brad Simpson	3 vs. Maryland	Same		Same		Same
Mick Stoltzenberg	6 at Wisconsin	Same	2 at Northwestern	2 at Northwestern	1.0 at Wisconsin	1.0 vs. S. Alabama, 2015; at Wis., 2016
Aaron Williams	11 vs. Minnesota	Same	1 5x, last vs. Maryland	1 7x, last vs. Maryland, 2016	1.0 at Indiana; vs. Maryland	Same
Kieron Williams	10 at Indiana	Same	1 3x, last vs. Purdue	1 4x, last vs. Purdue, 2016		Same
Chris Weber	5 at Ohio State	17 at Illinois, 2015	1 at Ohio State	3 at Illinois, 2015		Same
Dedrick Young	11 vs. Purdue	11 at Illinois, 2015; vs. Purdue, 2016	2 at Indiana	2 at Illinois, 2015; at Indiana, 2016	1.0 at Indiana	Same
Tanner Zlab	1 vs. Maryland	Same				

# Nebraska Statistical Highs and Lows

NEBRASKA TOTALS	HIGHS	LOWS
Points Scored	52 vs. Wyoming	3 at Ohio State
First Downs	28 vs. Maryland	9 at Ohio State
Rushing Attempts	51 vs. Fresno State	24 at Ohio State
Rushing Yards	310 at Northwestern	78 at Ohio State
Passes Attempted	37 vs. Maryland	13 vs. Fresno State
Passes Completed	23 vs. Maryland	6 vs. Fresno State
Had Intercepted	2 at Indiana; at Wisconsin; at Ohio State	0 vs. Fresno State; vs. Oregon; Minnesota; vs. Maryland
Passing Yards	412 vs. Wyoming	114 vs. Fresno State
Total Plays	82 vs. Oregon	57 at Ohio State
Total Yards	556 at Northwestern	204 at Ohio State
Possession Time	39:00 vs. Maryland	22:42 at Ohio State
Fumbles	4 vs. Wyoming	0 at Indiana; vs. Purdue; at Wisconsin; at Ohio State
Fumbles Lost	2 at Northwestern	0, Eight Times
Turnovers	2 at Northwestern, vs. Illinois; at Indiana; at Wisconsin; at Ohio State	0 vs. Fresno State; vs. Wyoming; Minnesota; vs. Maryland
Turnover Margin	+5 vs. Wyoming	-1 vs. Oregon
Penalties	9 at Indiana	2 at Wisconsin; vs. Maryland
Yards Penalized	93 vs. Wyoming	10 at Wisconsin
Sacks By-Yards Lost	5.0-35 vs. Maryland	0-0 at Ohio State; Minnesota
Team Tackles for Loss-Yards	9-23 at Northwestern	3-5 at Ohio State

OPPONENT TOTALS	HIGHS	LOWS
Points Scored	62 at Ohio State	7 vs. Maryland
First Downs	34 at Ohio State	9 vs. Maryland
Rushing Attempts	47 vs. Oregon	21 vs. Illinois
Rushing Yards	336 vs. Oregon	11 vs. Maryland
Passes Attempted	45 vs. Purdue	23 vs. Oregon; vs. Illinois; at Wisconsin
Passes Completed	32 at Ohio State	14 vs. Oregon; vs. Illinois; at Wisconsin
Had Intercepted	5 vs. Wyoming	0 vs. Oregon; vs. Illinois; at Ohio State; vs. Maryland
Passing Yards	352 at Ohio State	114 at Wisconsin
Total Plays	86 at Ohio State	44 vs. Illinois
Total Yards	590 at Ohio State	270 vs. Illinois
Possession Time	37:18 at Ohio State	21:00 vs. Maryland
Fumbles	5 vs. Maryland	0, Seven Times
Fumbles Lost	1 vs. Wyoming; at Ohio State	0 Eight Times
Turnovers	6 vs. Wyoming	0 vs. Illinois; vs. Maryland
Turnover Margin	+2 vs. Illinois	-5 vs. Wyoming
Penalties	13 vs. Oregon	1 at Indiana; at Wisconsin
Yards Penalized	126 vs. Oregon	5 at Wisconsin
Sacks By-Yards Lost	3-26 vs. Maryland	0-0 vs. Fresno State; at Northwestern; vs. Illinois; at Ohio State
Team Tackles for Loss-Yards	9-29 vs. Purdue	1-7 vs. Fresno State

NEBRASKA INDIVIDUAL HIGHS	
Most Rushing Attempts.....	27; Terrell Newby vs. Illinois
Most Net Rushing Yards.....	140; Terrell Newby vs. Illinois
Most Rushing TDs.....	3; Terrell Newby vs. Maryland
Longest TD Run.....	63; Terrell Newby vs. Illinois
Longest Run, No TD.....	49; Terrell Newby at Northwestern
Most Pass Attempts.....	37; Ryker Fyfe vs. Maryland
Most Completed Passes.....	20; Ryker Fyfe vs. Maryland
Most Passing Yards.....	377; Tommy Armstrong vs. Wyoming
Most Passing TDs.....	3; Tommy Armstrong vs. Wyoming; vs. Oregon
Longest TD Pass.....	72; Tommy Armstrong Jr. to Stanley Morgan vs. Indiana
Longest Pass, No TD.....	59; Tommy Armstrong Jr. to Alonzo Moore at Northwestern
Most Pass Receptions.....	8; Jordan Westerkamp vs. Maryland
Most Receiving Yards.....	109; Alonzo Moore vs. Wyoming
Most TD Receptions.....	2; Jordan Westerkamp vs. Wyoming, vs. Oregon
Most Total Offense Attempts.....	49; Tommy Armstrong Jr. vs. Oregon (16 rush, 33 passes)
Most Total Offense Yards.....	389; Tommy Armstrong Jr. vs. Wyoming (12 rush, 377 pass)
Most All-Purpose Attempts.....	28; Terrell Newby vs. Illinois (27 rushes, 1 receptions)
Most All-Purpose Yards.....	166; Terrell Newby at Northwestern
Most Touchdowns Scored.....	3; Terrell Newby vs. Maryland
Most Field Goals Attempted.....	3; Drew Brown vs. Purdue
Most Field Goals Made.....	2; Drew Brown vs. Indiana; vs. Purdue
Longest Field Goal Made.....	51; Drew Brown vs. Purdue
Longest Field Goal Attempted.....	56; Drew Brown vs. Illinois
Most Interceptions.....	2; Nathan Gerry vs. Wyoming, at Wisconsin; Kieron Williams vs. Wyoming, vs. Purdue
Longest Interception TD Return.....	33; Chris Jones vs. Indiana
Longest Interception Return, No TD.....	27; Chris Jones vs. Wyoming
Longest Fumble TD Return.....	None
Longest Fumble Return, No TD.....	9; Ross Dzuris vs. Wyoming
Longest Punt Return, TD.....	None
Longest Punt Return, No TD.....	45; De'Mornay Pierson-El vs. Oregon
Most Punt Return Yardage.....	42; De'Mornay Pierson-El vs. Oregon; vs. Illinois
Longest Kickoff Return, TD.....	None
Longest Kickoff Return, No TD.....	59; Tre Bryant vs. Purdue
Longest Blocked Punt, TD.....	None
Longest Blocked Field Goal Return.....	None
Most Kickoff Return Yardage.....	124; Tre Bryant at Ohio State
Most Punts.....	7; Caleb Lightbourn at Wisconsin (41.6 avg)
Highest Punting Average.....	47.2; Caleb Lightbourn vs. Oregon (5 punts)
Longest Punt.....	58; Caleb Lightbourn vs. Oregon

# Nebraska Statistical Highs and Lows

## NEBRASKA INDIVIDUAL HIGHS....(CONTINUED)

Most Total Tackles.....	13; Josh Banderas (5 solo, 8 asst.) vs. Purdue
Most Solo Tackles.....	10; Kieron Williams vs. Indiana
Most Tackles for Loss .....	3; Ross Dzuris vs. Fresno State (6 yards)
Most Yards Lost.....	17; Carlos Davis vs. Purdue (1 TFL)
Most Quarterback Sacks.....	2; Ross Dzuris vs. Fresno State (4 yards); Kevin Maurice (12 yards)
Most Yards Lost.....	17; Carlos Davis vs. Purdue (1.0 sack)
Most Pass Breakups .....	2; Nathan Gerry at Northwestern; Chris Jones at Northwestern, vs. Indiana; Dedrick Young II vs. Purdue
Most Blocked Field Goals .....	None
Most Blocked Punts.....	None
Most Blocked PAT .....	None

## OPPONENT INDIVIDUAL HIGHS

Most Yards Rushing .....	120; Dare Ogunbowale (Wisconsin)
Most Rushing Attempts.....	20; Dakota Prukop (Oregon); Justin Jackson (Northwestern)
Most Yards Passing.....	309; David Blough (Purdue)
Most Passing Attempts.....	43; David Blough (Purdue)
Most Pass Completions .....	26; J.T. Barrett (Ohio State)
Most Pass Receptions.....	9; Aaron Peck (Fresno State); Mitchell Paige (Indiana)
Most Yards Receiving.....	137; Curtis Samuel (Ohio State)

## OPPONENT INDIVIDUAL LONGEST PLAYS

Rush.....	50; Taj Griffin (Oregon)
Pass.....	92; Max Bortenschlager to D.J. Moore (Indiana)
Field Goal.....	45; Griffin Oakes (Indiana)
Punt Return .....	39; Mitchell Paige (Indiana)
Kickoff Return.....	39; Parris Campbell (Ohio State)
Fumble Return.....	34; Arrion Springs (Oregon)
Interception Return.....	48; Malik Hooker (Ohio State)
Punt.....	57; Ethan Wood (Wyoming)

# Nebraska Starting Lineups

## HUSKER OFFENSIVE STARTERS GAME-BY-GAME

Opponent	WR	WR	TE	RT	RG	C	LG	LT	QB	IB	FB	PK
Fresno State	Moore	Morgan	Carter	Knevel	Farmer	Utter	Hahn	Gates	Armstrong Jr.	T. Newby	Cotton^	D. Brown
Wyoming	Moore	Reilly	Carter	Knevel	Farmer	Utter	Hahn	Gates	Armstrong Jr.	Ozigbo	Cotton&	D. Brown
Oregon	Reimers	Pierson-El	Carter	Knevel	Farmer	Utter	Hahn	Gates	Armstrong Jr.	Newby	McNitt	D. Brown
Northwestern	Moore	Morgan	Carter	Knevel	Farmer	Utter	Hahn	Gates	Armstrong Jr.	Newby	Cotton^	D. Brown
Illinois	Pierson-El	Morgan	Carter	Knevel	Whitaker	Utter	Hahn	Gates	Armstrong Jr.	Newby	Cotton^	D. Brown
Indiana	Reilly	Morgan	Cotton	Knevel	Farmer	Utter	Hahn	Gates	Armstrong Jr.	Newby	Pierson-El#	D. Brown
Purdue	Pierson-El	Morgan	Cotton	Knevel	Farmer	Utter	Hahn	Gates	Armstrong Jr.	Newby	T. Foster&	D. Brown
Wisconsin	Moore	Reilly	Cotton	Knevel	Farmer	Utter	Hahn	Gates	Armstrong Jr.	Newby	McNitt	D. Brown
Ohio State	Pierson-El	Morgan	Carter	Conrad	Whitaker	Utter	Hahn	Gates	Armstrong Jr.	Newby	Westerkamp#	D. Brown
Minnesota	Pierson-El	Westerkamp	Carter	Conrad	Farmer	Utter	J. Foster	Gates	Armstrong Jr.	Newby	Cotton^	D. Brown
Maryland	Moore	Reilly	Carter	Conrad	Farmer	Utter	J. Foster	Gates	Armstrong Jr.	Newby	Cotton^	D. Brown

#-opened in three wide receiver formation; %-NU opened in a four-receiver set (three receivers and a tight end); ^-NU opened in two tight end set; \$-NU opened in four receiver set (no tight end); &-NU opened in three tight end set.

## HUSKER DEFENSIVE STARTERS GAME-BY-GAME

Opponent	DE	DT	DT	DE	LB	LB	LB	LCB	FS	SS	RCB	P
Fresno State	Dzuris	Stoltenberg	Maurice	Akinmoladun	M. Newby	Banderas	Young II	Kalu	K. Williams	A. Williams	Jones	Lightbourn
Wyoming	Dzuris	C. Davis	Maurice	Akinmoladun	M. Newby	Banderas	Young II	Kalu	K. Williams	Gerry	Jones	Lightbourn
Oregon	Dzuris	C. Davis	Maurice	Akinmoladun	A. Williams*	Banderas	Young II	Kalu	K. Williams	Gerry	Jones	Lightbourn
Northwestern	Dzuris	C. Davis	Maurice	Akinmoladun	A. Williams*	Rose Ivey	Young II	Kalu	K. Williams	Gerry	Jones	Lightbourn
Illinois	Dzuris	C. Davis	Maurice	Akinmoladun	Rose-Ivy	Banderas	Young II	Kalu	K. Williams	Gerry	Jones	-
Indiana	Dzuris	Stoltenberg	Maurice	Akinmoladun	A. Williams*	Banderas	Young II	Kalu	K. Williams	Gerry	Jones	Lightbourn
Purdue	Dzuris	Stoltenberg	Maurice	Akinmoladun	A. Williams*	Banderas	Young II	Kalu	K. Williams	Gerry	Jones	Lightbourn
Wisconsin	Dzuris	Stoltenberg	Maurice	Akinmoladun	Rose-Ivy	Banderas	Young II	Kalu	A. Williams	Gerry	Jones	Lightbourn
Ohio State	Dzuris	Stoltenberg	Maurice	Akinmoladun	A. Williams*	Banderas	Rose-Ivey	Kalu	K. Williams	Gerry	Jones	Lightbourn
Minnesota	Dzuris	Stoltenberg	Maurice	Akinmoladun	M. Newby	Banderas	Rose-Ivey	Kalu	A. Williams	Gerry	Jones	Lightbourn
Maryland	Dzuris	Stoltenberg	Maurice	Akinmoladun	A Williams*	Banderas	Rose-Ivey	Kalu	K. Williams	Gerry	Jones	Lightbourn

\* - NU opened with nickel package    #- NU opened with dime packages; %-NU opened with five defensive linemen; @-NU opened with three safeties; !-NU opened with 3 defensive ends

# Overall Participation

## PLAYER (GAMES):

Armstrong Jr., Tommy (10/10); Akinmoladun, Freedom (11/11); Anderson, Avery (3/-); Bailey, Christian (10/-); Banderas, Josh (11/10); Barnett, Jalin (10/-); Barry, Mohamed (11/-); Betka, Ty (1/-); Brown, Drew (11/-); Bryant, Tre (11/-); Carter, Cethan (8/8); Conrad, Cole (11/3); Cotton, Sam (11/9); Darlington, Zack (11/-); Davis, Alex (10/-); Davis, Carlos (11/4); Davis, Khalil (10/-); Decker, Michael (11/-); Domann, JoJo (11/-); Dzuris, Ross (11/11); Farmer, Tanner (9/9); Foster, Jerald (2/2); Foster, Trey (11/2); Fyfe, Ryker (6/1); Gates, Nick (11/11); Gaylord, Christian (11/-); Gerry, Nathan (10/10); Gifford, Luke (4/-); Hahn, Sam (11/9); Hannon, Zach (2/-); Hoppes, Tyler (10/-); Jackson, Lamar (11/-); Johns, Garret (1/-); Johnson Jr., Dwayne (2/-); Jones, Chris (11/11); Jordan, Harrison (1/-); Joseph, Boaz (11/-); Kalu, Joshua (11/11); Ketter, Connor (9/-); King, Sedrick (7/-); Knevel, David (8/8); Lee Jr., Eric (7/-); Lightbourn, Caleb (10/-); Lindsay, Spencer (3/-); Maurice, Kevin (11/10); Mazur, Wyatt (1/-); McNitt, Luke (11/2); Moore, Alonzo (10/4); Morgan Jr., Stanley (11/7); Nabity, Graham (10/-); Natter, A.J. (6/-); Neal, DaiShon (8/-); Nelson, Jordan (11/-); Newby, Marcus (11/3); Newby, Terrell (11/10); Ober, Jordan (11/-); Ozigbo, Devine (9/1); Painter, Robby (5/-); Pierson-El, De'Mornay (11/5); Rahn, Gabe (4/-); Rath, Logan (8/-); Reed, Antonio (10/-); Reilly, Brandon (9/4); Reimers, Bryan (11/1); Rose-Ivey, Michael (11/6); Simpson, Brad (11/-); Stoltenberg, Mick (10/7); Taylor, Adam (4/-); Utter, Dylan (11/11); Weber, Chris (11/-); Westerkamp, Jordan (9/2); Whitaker, Corey (11/2); Wilbon, Mikale (9/-); Williams, Aaron (11/9); Williams, Kieron (11/9); Young II, Dedrick (10/8)



# Game 1 | Nebraska 43, Fresno St. 10

SCORE BY QUARTERS	1	2	3	4	FINAL
Fresno State	0	10	0	0	10
Nebraska	7	7	7	22	43

Lincoln (Sept. 3) ---

On an emotional night for the Husker football program, Nebraska honored Sam Foltz in a 43-10 victory over Fresno State in the season opener.

On Nebraska's first series of the season, NU went three-and-out and was forced to punt, and lined up without a punter, as they honored Foltz, Nebraska's 2015 Big Ten Punter of the Year who died in a car crash in July. The sellout crowd of 90,013 roared as the play clock expired and Fresno State players applauded the Husker tribute, and declined the delay of game penalty.

Tommy Armstrong and Devine Ozigbo rushed for two touchdowns apiece, as Nebraska took control in the second half to give Mike Riley his 100th collegiate win.

Devine posted his first career 100-yard game, finishing with 103 yards on 17 carries, including first-half touchdown runs of 1 and 6 yards, while Armstrong scored twice in the second half and connected with Alonzo Moore on a 57-yard touchdown pass. The Huskers outscored the Bulldogs 29-0 in the second half. Armstrong rushed for 42 yards on 11 carries while also throwing for 108 yards and a TD. Moore was the biggest beneficiary, hauling in three passes for 92 yards while rushing for 34 yards on two carries.

Leading 14-10 at halftime, Nebraska's defense took over, forcing a three-and-out. The Huskers went 57 yards in nine plays, capped by Armstrong's nine-yard scoring run, to push their edge to 21-10 on the opening drive of the half. The Blackshirts, who forced a trio of 3-and-outs in the second half, set up the Huskers' next score after a Kieron Williams interception. Two plays later Armstrong hit Moore in stride for a 57-yard scoring strike to give NU a 28-10 lead on the first play of the fourth quarter.

Williams totaled a career-high 10 tackles for the Huskers, while Ross Dzuris had a pair of sacks, as Nebraska limited Fresno State to just 128 second-half yards with 71 of those coming on the final drive after NU built a 43-10 cushion late in the fourth quarter.

## SCORING SUMMARY

QTR	TIME	TEAM	SCORE
1st	00:43	NEB	Ozigbo, Devine 1 yd run (Brown kick)
2nd	12:34	NEB	Ozigbo, Devine 6 yd run (Brown kick)
2nd	05:38	FS	Peck 7 yd pass from Virgil (Kroening kick)
2nd	00:00	FS	Kroening, Kody 26 yd field goal
3rd	09:59	NEB	Armstrong 9 yd run (Brown kick)
4th	14:51	NEB	Moore 57 yd pass from Armstrong (Brown kick)
4th	09:50	NEB	Armstrong 4 yd run (Darlington rush)
4th	04:20	NEB	Bryant 3 yd run (Lindsay kick)

## TEAM STATISTICS

	FSU	NEB
FIRST DOWNS	17	20
RUSHES-YARDS (NET)	26-31	51-292
PASSING YDS (NET)	243	114
Passes Att-Comp-Int	43-24-2	13-6-0
TOTAL OFFENSE PLAYS-YARDS	69-274	64-406
Fumble Returns-Yards	0-0	0-0
Punt Returns-Yards	2-17	0-0
Kickoff Returns-Yards	5-102	1-32
Interception Returns-Yards	0-0	2-8
Punts (Number-Avg)	6-35.0	5-29.0
Fumbles-Lost	0-0	1-0
Penalties-Yards	6-29	7-80
Possession Time	28:07	31:53
Third-Down Conversions	5 of 15	5 of 11
Fourth-Down Conversions	1 of 2	1 of 1
Red-Zone Scores-Chances	2-4	5-5
Sacks By: Number-Yards	0-0	4-21

**RUSHING:** FS- James, Dontel 12-20; Kline, Zach 1-11; Green, Treyvon 1-3; Jordan, Jamire 1-1; O'Neal, Dejonete 4-0; Johnson, KeeSean 1-minus-1; Virgil, Chason 6-minus-3;

**Nebraska-Ozigbo**, Devine 17-103; Newby, Terrell 11-56; Armstrong Jr., Tommy 11-42; Bryant, Tre 5-36; Moore, Alonzo 2-34; Wilbon, Mikale 1-16; Westerkamp, Jordan 1-9; Fyfe, Ryker 1-5; TEAM 1-minus-2; Pierson-El, De'Mornay 1-minus-7

**PASSING:** FS- Virgil, Chason 17-32-1-133-1; Kline, Zach 7-11-1-110-0. **Nebraska-Armstrong Jr.**, Tommy 5-10-0-108-1; Fyfe, Ryker 1-3-0-6-0.

**RECEIVING:** FS- Peck, Aaron 9-112; Johnson, KeeSean 8-61; Jordan, Jamire 5-52; Olsen, Chad 2-18. **Nebraska-Moore**, Alonzo 3-92; Morgan Jr., Stanley 1-11; Westerkamp, Jordan 1-6; Ozigbo, Devine 1-5

**INTERCEPTIONS:** FS- None. **Nebraska-Williams**, Kieron 1-8; Jones, Chris, 1-0

**FUMBLES:** FS- None. **Nebraska-Pierson-El**, De'Mornay 1-0

**SACKS (Sacks-Yds):** FS- None. **Nebraska-Dzuris**, Ross 2-4; Jackson, Lamar 1-11; Kalu, Joshua 1-6

**TACKLE LEADER (UA-A):** FS-Camilli, Jeff 3-7. **Nebraska-Williams**, Kieron 6-4

# Game 2 | Nebraska 52, Wyoming 17

SCORE BY QUARTERS	1	2	3	4	FINAL
Wyoming	0	7	10	0	17
Nebraska	7	10	7	28	52

Lincoln (Sept. 10) --- Tommy Armstrong Jr. threw three touchdown passes to become NU's career leader and ran for another score, as the Huskers soared to a 52-17 win over Wyoming.

For the second straight week, Nebraska got off to a fast start, jumping out to a 17-0 lead and finished with a flourish.

After Wyoming cut the Husker lead to 24-17 heading into the fourth quarter, the Big Red erupted, outscoring the Cowboys 28-0 over the next 10 minutes, starting with Armstrong's 34-yard scoring strike to senior wide receiver Jordan Westerkamp.

The Cowboys then let the game get out of hand. On their first play from scrimmage on the ensuing drive, quarterback Josh Allen threw a screen pass behind running back Brian Hill. Ross Dzuris scooped up the backward lateral and rumbled to the one-yard line, setting up a one-yard Devine Ozigbo run to push the Big Red's lead to 38-17 with 12:59 left.

On Wyoming's next drive, Nathan Gerry intercepted Nebraska's third pass of the half, which set up a nine-yard touchdown pass to Westerkamp. The TD pass was Armstrong's 57th of his career, breaking the record of 56 by Taylor Martinez. Armstrong finished his record-setting day by completing 20-of-34 passes for 377 yards and three scores. On the ensuing drive, Chris Jones intercepted another Allen pass and returned it to the Wyoming 35. One play later, Ryker Fyfe hit Gabe Rahn with a 35-yard scoring strike to make it 52-17.

While Armstrong and the offense amassed 550 total yards, the Blackshirts set the tone for the second half by forcing six turnovers including five interceptions. The Husker defense surrendered 320 total yards, including just 131 on the ground.

The first interception of the game for the Blackshirts came from Aaron Williams, which thwarted Wyoming's second drive of the second half after the Cowboys had cut NU's lead to 17-10 with a field goal on the opening drive of the half. On the Cowboys' next possession, the Huskers pushed the lead back to 14, as Kieron Williams intercepted another Allen pass and returned it 23 yards for a score.

## SCORING SUMMARY

QTR	TIME	TEAM	SCORE
1st	06:12	NEB	Armstrong Jr. 7 yd run (Brown kick)
2nd	09:03	NEB	Brown 29 yd field goal
2nd	05:57	NEB	Moore 63 yd pass from Armstrong (Brown kick)
2nd	00:08	WY	Gentry 35 yd pass from Allen (Rothe kick)
3rd	11:08	WY	Rothe 7 yd field goal
3rd	04:48	NEB	Williams 23 yd interception return (Brown kick)
3rd	01:35	WY	Hill 1 yd run (Rothe kick)
4th	13:11	NEB	Westerkamp 34 yd pass from Armstrong (Brown kick)
4th	12:59	NEB	Ozigbo 1 yd run (Brown kick)
4th	07:28	NEB	Westerkamp 9 yd pass from Armstrong (Brown kick)
4th	05:15	NEB	Rahn 35 yd pass from Fyfe (Brown kick)

## TEAM STATISTICS

	WYO	NEB
FIRST DOWNS	16	25
RUSHES-YARDS (NET)	31-131	43-138
PASSING YDS (NET)	189	412
Passes Att-Comp-Int	32-16-5	35-21-1
TOTAL OFFENSE PLAYS-YARDS	63-320	78-550
Fumble Returns-Yards	0-0	1-9
Punt Returns-Yards	1-25	0-0
Kickoff Returns-Yards	2-40	3-86
Interception Returns-Yards	1-13	5-62
Punts (Number-Avg)	3-43.3	3-31.3
Fumbles-Lost	2-1	4-0
Penalties-Yards	5-42	7-93
Possession Time	26:53	33:07
Third-Down Conversions	2 of 10	8 of 14
Fourth-Down Conversions	1 of 2	0 of 2
Red-Zone Scores-Chances	2-2	4-6
Sacks By: Number-Yards	2-19	1-7

**RUSHING:** Wyo-Conway, Austin 3-70; Hill, Brian 17-49; Allen, Josh 7-7; Wick, Shaun 3-3; Hollister, Jacob 1-2; **Nebraska-Ozigbo**, Devine 15-44; Bryant, Tre 7-34; Newby, Terrell 4-20; Armstrong Jr., Tommy 12-12; Reilly, Brandon 1-12; Carter, Cethan 1-9; Pierson-El, De'Mornay 1-5; Lighbourn, Caleb 1-4; TEAM 1-minus-2.

**PASSING:** Wyo- Allen, Josh 16-32-5-189-1; **Nebraska-Armstrong**, Tommy 20-34-1-377-3; Fyfe, Ryker 1-1-0-35-1.

**RECEIVING:** Wyo-Gentry, Tanner 7-124; Maulhardt, Jake 4-22; Hollister, Jacob 3-20; Ellis, Jordan 1-15; Parker, Joseph 1-8. **Nebraska-Westerkamp**, Jordan 4-105; Newby, Terrell 4-27; Moore, Alonzo 3-109; Reilly, Brandon 2-52; Carter, Cethan 2-20; Morgan Jr., Stanley 2-17; Ozigbo, Devine 1-39; Rahn, Gabe 1-35; Pierson-El, De'Mornay 1-9; Bryant, Tre 1-minus-1

**INTERCEPTIONS:** Wyo- Wingard, Andrew 1-13. **Nebraska-Williams**, Kieron 1-23; Gerry, Nathan 2-8; Jones, Chris 1-27; Williams, Aaron 1-4.

**FUMBLES:** Wyo- Allen, Josh 2-1. **Nebraska-Nebraska-Armstrong**, Tommy 3-0; Bryant, Tre 1-0.

**SACKS (Sacks-Yds):** Wyo- May, D.J. 1-8; Granderson, Carl 1-11. **Nebraska-Dzuris**, Ross 0.5-3; Rose-Ivey, Michael 0.5-4

**TACKLE LEADER (UA-A):** Wyo-Wingard, Andrew 6-7. **Nebraska-Gerry**, Nathan 4-3; Banderas, Josh 2-5

## Game 3 | Nebraska 35, No. 22 Oregon 32

SCORE BY QUARTERS	1	2	3	4	FINAL
Oregon	8	12	6	6	32
Nebraska	7	7	14	7	35

**Lincoln (Sept. 17)** -- Tommy Armstrong Jr. threw for 200 yards and three TDs, while his 34-yard draw play scored the go-ahead touchdown, lifting Nebraska to a 35-32 win over No. 22 Oregon.

Armstrong's gutsy performance included completing 17-for-33 for 200 yards and three scores while running 16 times for 95 yards and a touchdown. Nebraska posted its first win in non-conference action against a ranked opponent since 2001.

After Oregon took a 32-28 lead with 10:31 remaining, the Huskers went 80 yards on 11 plays to regain the lead. Nebraska was facing a 4th-and-9 at its 48 with less than four minutes remaining when Armstrong found Westerkamp for 14 yards to keep the chains moving. Two plays later, the senior quarterback sprinted 34 yards to give the Huskers the lead for good with 2:29 left.

Oregon had one last drive and got the ball to midfield before the Husker defense stiffened. On 3rd-and-20, Freedom Akinmoladun forced a fumble which Oregon recovered at the NU 48. The Ducks had one last chance, but Michael Rose-Ivey snuffed out the play, tackling quarterback Dakota Prukop at the 45 to secure the win.

Prukop threw for 146 yards and ran for 94 for the Ducks, who rushed for 336 yards, including 100 by Kani Benoit.

Trailing 20-7, De'Mornay Pierson-El electrified the 350th consecutive sellout, taking an Oregon punt back 45 yards to get the Huskers in scoring position. Armstrong connected with Westerkamp for a 2-yard TD pass with five seconds left in the half to cut the lead to six.

The Huskers took the second half kickoff and marched 75 yards in seven plays. The Husker ground game put Nebraska into scoring position, before Armstrong threw a 22-yard touchdown pass to Bryan Reimers to take a 21-20 lead. The Huskers extended the lead to 28-20, as Devine Ozigbo scored on a 7-yard run with 6:13 left in the third quarter.

Oregon answered back with a 75 yard touchdown drive capped by Benoit's 41-yard run one play after the Ducks converted a 3rd-and-27. Oregon regained the lead early in the fourth quarter when Brooks-James scored his third touchdown of the day, this one from one yard, to make it 32-28 after the two-point conversion failed. Oregon went just 1-of-5 in two-point conversion attempts.



### SCORING SUMMARY

QTR	TIME	TEAM	SCORE
1st	08:19	ORE	Brooks-James 20 yd run (Nelson rush)
1st	02:05	NEB	Westerkamp 22 yd pass from Armstrong (Brown kick)
2nd	05:56	ORE	Brooks-James 2 yd run (pass failed)
2nd	02:30	ORE	Griffin 50 yd run (rush failed)
2nd	00:05	NEB	Westerkamp 3 yd pass from Armstrong (Brown kick)
3rd	11:48	NEB	Reimers 22 yd pass from Armstrong (Brown kick)
3rd	06:13	NEB	Ozigbo 7 yd run (Brown kick)
3rd	02:42	ORE	Benoit 41 yd run (pass failed)
4th	10:31	ORE	Brooks-James 1 yd run (rush failed)
4th	02:29	NEB	Armstrong 34 yd run (Brown kick)

### TEAM STATISTICS

	ORE	NEB
FIRST DOWNS	20	26
RUSHES-YARDS (NET)	47-336	47-228
PASSING YDS (NET)	146	200
Passes Att-Comp-Int	23-14-0	35-17-0
TOTAL OFFENSE PLAYS-YARDS	70-482	82-428
Fumble Returns-Yards	1-34	0-0
Punt Returns-Yards	1-5	3-42
Kickoff Returns-Yards	4-70	2-40
Interception Returns-Yards	0-0	0-0
Punts (Number-Avg)	6-36.8	5-47.2
Fumbles-Lost	1-0	3-1
Penalties-Yards	13-126	7-55
Possession Time	24:55	35:05
Third-Down Conversions	5 of 14	5 of 13
Fourth-Down Conversions	2 of 3	2 of 3
Red-Zone Scores-Chances	3-3	2-3
Sacks By: Number-Yards	1-4	1-5

**RUSHING: UO-** Benoit, Kani 6-100; Prukop, Dakota 20-97; Griffin, Taj 8-68; Brooks-James, Tony 7-37; Freeman, Royce 5-31; Allen, Devon 1-1; Aiello, Brady 0-2. **Nebraska-** Ozigbo, Devine 21-95; Armstrong Jr., Tommy 16-95; Newby, Terrell 7-42; Bryant, Tre 1-4; TEAM 1-minus-2; Pierson-El, De'Mornay 1-minus-6

**PASSING: UO-** Prukop, Dakota 14-23-0-146-0. **Nebraska-** Armstrong Jr., Tommy 17-33-0-200-3; Fyfe, Ryker 0-1-0-0-0; Team 0-1-0-0-0.

**RECEIVING: UO-** Nelson, Charles 8-80; Carrington, Darren 3-36; Stanford, Dwayne 1-23; Griffin, Taj 1-6; Brown, Pharaoh 1-1. **Nebraska-** Carter, Cethan 5-48; Westerkamp, Jordan 3-39; Moore, Alonzo 3-37; Morgan Jr., Stanley 3-35; Reimers, Bryan 1-22; Pierson-El, De'Mornay 1-11; Ozigbo, Devine 1-8.

**INTERCEPTIONS: UO-** None. **Nebraska-** None

**FUMBLES: UO-** None. **Nebraska-** Pierson-El, De'Mornay 1-0; Bryant, Tre 1-0; Armstrong Jr., Tommy 1-1.

**SACKS (Sacks-Yds): UO-** Robinson, Tyree 1-4. **Nebraska-** Dzuris, Ross 1-5; Akinmoladun, Freedom 1-4

**TACKLE LEADER (UA-A): UO-** Ragin III, Johnny. 5-5. **Nebraska-** Gerry, Nathan 4-5

## Game 4 | No. 20 Nebraska 24, Northwestern 13

SCORE BY QUARTERS	1	2	3	4	FINAL
Nebraska	0	10	14	0	24
Northwestern	0	7	6	0	13

**Evanston, Ill. (Sept. 24)** --Quarterback Tommy Armstrong Jr. rushed for a career-high 132 yards and threw for 246 yards, leading No. 20 Nebraska to a 24-13 win over Northwestern.

Nebraska amassed 556 yards of total offense, as Armstrong accounted for 378 total yards, including his first 100-yard game since 2014. He also completed 18-of-29 passes for 246 yards and one touchdown.

Alonzo Moore led the Nebraska receivers with three receptions for a team-high 72 yards, including a 59-yarder to set up Terrell Newby's second-quarter touchdown to give the Huskers a 10-7 lead. Stanley Morgan Jr. added a team-high four receptions for 33 yards, while nine different Huskers hauled in catches on the night.

Despite dominating the game statistically, Nebraska was unable to put Northwestern away because of a pair of first-half fumbles into the end zone that resulted in touchbacks for the Wildcats instead of touchdowns for the Huskers. Those setbacks caused the Huskers to trail 7-3 late into the first half until Newby found paydirt from four yards out for the Big Red with 1:41 left in the second quarter.

While Nebraska lost a pair of turnovers in the Northwestern end zone in the first half, the Blackshirts evened that category with a pair of second-half interceptions. On Northwestern's opening drive of the second half, Aaron Williams pulled down an interception in the end zone to prevent the Wildcats from regaining the lead. Williams added seven tackles, including one tackle for loss.

Armstrong and the offense made Northwestern pay by marching 80 yards in 10 plays capped by Armstrong's four-yard touchdown pass to tight end Cethan Carter to give the Big Red a 17-7 edge. Carter finished with two catches for 31 yards while adding one carry for 16 yards.

Northwestern responded quickly with Clayton Thorson's 24-yard touchdown pass to Austin Carr to cap a five-play, 52-yard drive that cut Nebraska's lead to 17-13.

Leading 17-13 after Mitchell's missed extra point, Nebraska put the game away on its next drive, as Armstrong marched the Huskers 79 yards in nine plays capped by wide receiver Jordan Westerkamp's 10-yard touchdown run with 3:06 left in the third quarter.

Westerkamp's touchdown run capped the scoring in the game, as Joshua Kalu closed out a strong effort by the Blackshirt defense with his interception deep in Nebraska territory to end Northwestern's final scoring threat late in the fourth quarter. Kalu finished the game with seven tackles.

Husker safeties Nathan Gerry and Kieron Williams led the Blackshirts with eight tackles apiece. Gerry added two tackles for loss including a shared sack with defensive tackle Mick Stoltenberg, while pitching in a pair of big breakups.

### SCORING SUMMARY

2nd	13:40	NEB	Brown 23 yd field goal
2nd	09:09	NU	Thorson 42 yd run (Mitchell kick)
2nd	01:41	NEB	Newby 4 yd run (Brown kick)
3rd	09:00	NEB	Carter 4 yd pass from Armstrong (Brown kick)
3rd	07:29	NU	Carr 24 yd pass from Thorson (kick failed)
3rd	03:06	NEB	Westerkamp 10 yd run (Brown kick)

### TEAM STATISTICS

	NEB	NW
FIRST DOWNS	26	23
RUSHES-YARDS (NET)	47-310	32-137
PASSING YDS (NET)	246	251
Passes Att-Comp-Int	29-18-0	38-25-2
TOTAL OFFENSE PLAYS-YARDS	76-556	70-388
Fumble Returns-Yards	0-0	0-0
Punt Returns-Yards	0-0	1-5
Kickoff Returns-Yards	1-21	3-84
Interception Returns-Yards	2-0	0-0
Punts (Number-Avg)	5-38.6	6-40.5
Fumbles-Lost	2-2	0-0
Penalties-Yards	4-60	4-36
Possession Time	35:23	24:37
Third-Down Conversions	7 of 14	5 of 14
Fourth-Down Conversions	1 of 1	0 of 2
Red-Zone Scores-Chances	4-5	0-1
Sacks By: Number-Yards	4-17	0-0

**RUSHING: NW-** Jackson, Justin 20-79; Thorson, Clayton 10-43; Moten IV, John 1-11; Vault, Solomon 1-4. **Nebraska-** Armstrong Jr., Tommy 13-132; Newby, Terrell 10-69; Wilbon, Mikale 6-55; Ozigbo, Devine 13-41; Carter, Cethan 1-16; Westerkamp, Jordan 1-10; TEAM 3-minus-13.

**PASSING: NW-** Thorson, Clayton 24-37-2-249-1; Mitchell, Jack 1-1-0-2-0. **Nebraska-** Armstrong Jr., Tommy 18-29-0-246-1

**RECEIVING: NW-** Carr, Austin 8-109; Nagel, Flynn 5-48; Jackson, Justin 3-18; Vault, Solomon 2-17; Dickerson, Garrett 1-14; Wilson, Macan 1-11; Moten IV, John 1-9; Scanlan, Andrew 1-8; Skowronek, Ben 1-8; Fessler, Charlie 1-7; Micucci, Matt 1-2. **Nebraska-** Morgan Jr., Stanley 4-33; Moore, Alonzo 3-72; Pierson-El, De'Mornay 3-31; Carter, Cethan 2-31; Newby, Terrell 2-14; Reilly, Brandon 1-35; Westerkamp, Jordan 1-13; Cotton, Sam 1-11; Wilbon, Mikale 1-6.

**INTERCEPTIONS: NW-** None. **Nebraska-** Kalu, Joshua 1-0; Williams, Aaron 1-0

**FUMBLES: NW-** None. **Nebraska-** Newby, Terrell 1-1; Ozigbo, Devine 1-1

**SACKS (Sacks-Yds): NW-** None. **Nebraska-** Maurice, Kevin 2-12; Jones, Chris 1-2; Gerry, Nathan 0.5-1; Stoltenberg, Mick 0.5-2

**TACKLE LEADER (UA-A): NW-** Igwebuike, Godwin 13-2. **Nebraska-** Williams, Kieron 5-3; Gerry, Nathan 5-3



**Game 5 | No. 15 Nebraska 31, Illinois 16**

SCORE BY QUARTERS	1	2	3	4	FINAL
Illinois	0	13	3	0	16
No. 15 Nebraska	7	3	0	21	31

**Lincoln (Oct. 1)** -- Terrell Newby had 113 of his season-high 140 yards in the fourth quarter, including a pair of touchdowns, as No. 15 Nebraska rallied for a 31-16 win over Illinois.

Newby was spectacular, rushing or receiving on 18 of Nebraska's final 21 plays from scrimmage, scoring on runs of 3 and 63 yards as the Huskers outscored Illinois 21-0 in the fourth quarter.

Trailing 16-10, the Huskers took control with an 18-play, 75-yard drive that took 10:42 on the clock. Newby capped the drive with five consecutive carries, extending it with a run on 4th-and-1 before scoring one play later to give Nebraska a 17-16 lead.

After forcing a three-and-out, Newby led the Huskers to another score, touching the ball on nine of 10 plays before Tommy Armstrong Jr. found Trey Foster on a six yard TD pass to push the lead to 24-16.

The Blackshirts, who allowed a season-low 270 yards, forced a three-and-out, and Newby put the game out of reach with a season-long 63-yard touchdown run for the final margin. Nebraska extended its fourth-quarter dominance to 78-6 on the season.

Newby finished with a season-high 140 yards on 27 carries en route to his third career 100-yard game. Armstrong guided a balanced offense, completing 16-of-23 passes for 220 yards and a touchdown through the air. Armstrong completed passes to 10 different receivers in the win, as Nebraska improved to 5-0 overall and 2-0 in the Big Ten.

Nebraska took control early, going 75 yards on 13 plays on its opening drive, capped by an Armstrong one-yard run. On the next possession, the Huskers tried a 56-yard field goal, but came up short. Illinois took advantage of the short field, going 60 yards on eight plays culminating in a 31-yard touchdown run by Kendrick Foster to tie the score.

Nebraska regained the lead at 10-7 on Drew Brown's 29-yard field goal, but Illinois responded with a pair of field goals in the final 1:01 of the half to take a 13-10 halftime lead. Illinois extended the margin to 16-10 on Chase McLaughlin's third field goal of the game, this one coming from 33 yards with 7:40 left in the third quarter

**Game 6 | No. 10 Nebraska 27, Indiana 22**

SCORE BY QUARTERS	1	2	3	4	FINAL
No. 10 Nebraska	17	0	0	10	27
Indiana	0	8	7	7	22

**Bloomington, Ind. (Oct. 15)** -- No. 10 Nebraska jumped to a 17-0 first-quarter lead then got 10 huge points in the fourth quarter to hold off Indiana, 27-22.

The Huskers, who improved to 6-0 overall and 3-0 in the Big Ten, bled the clock dry behind the play of Tommy Armstrong Jr., I-back Terrell Newby and the rest of the Nebraska offense.

After Indiana cut the Huskers' lead to 24-22 with 8:26 left, the Huskers mounted a 15-play, 60-yard march that consumed 7:41 on the clock and all of Indiana's timeouts. Newby carried the load on the drive, while Armstrong added a big 12-yard run and a key fourth-down conversion at midfield. Newby, who finished the day with 102 yards and a touchdown, had nine totes for 49 yards on Nebraska's final drive.

Drew Brown extended NU's lead to 27-22 with a 39-yard field goal with 45 seconds remaining. The Blackshirts snuffed out Indiana's final drive following Aaron Williams' game-sealing interception with 30 seconds remaining. With the win, NU improved to 6-0 for the first time since 2001 and extended its winning streak to seven games.

Williams' interception was one of two turnovers forced by the Huskers, as Chris Jones' 33-yard interception return for a score helped stake Nebraska an early 17-point lead.

Nebraska completely controlled the first quarter on both sides of the ball. Armstrong led the Huskers on a 12-play, 52-yard drive to set up Brown's 40-yard field goal to give Nebraska a 3-0 lead.

On the Huskers' next possession, NU went 64 yards in six plays, highlighted by Brandon Reilly's spectacular 45-yard reception. Newby's four-yard scoring run made it 10-0.

Just 14 seconds later, Nebraska was back celebrating a touchdown as Jones intercepted a Richard Lagow pass and sprinted 33 yards untouched into the end zone to give Nebraska 17-0 lead.

While Nebraska owned the first quarter, Indiana controlled the second and third quarters to pull within 17-15 on Devine Redding's 33-yard run on the final play of the third quarter.

But the Husker offense provided a quick-strike answer of their own early in the fourth quarter, when Stanley Morgan Jr. made an outstanding adjustment on a deep ball thrown by Armstrong and turned it into a 72-yard touchdown pass. Morgan's touchdown pushed Nebraska's to 24-15.

**SCORING SUMMARY**

QTR	TIME	TEAM	SCORE
1st	08:23	NEB	Armstrong 1 yd run (Brown kick)
2nd	10:11	ILL	Foster 31 yd run (McLaughlin kick)
2nd	05:59	NEB	Brown 29 yd field goal
2nd	01:01	ILL	McLaughlin 24 yd field goal
2nd	00:00	ILL	McLaughlin 43 yd field goal
3rd	07:40	ILL	McLaughlin 33 yd field goal
4th	11:58	NEB	Newby 3 yd run (Brown kick)
4th	04:32	NEB	Foster 6 yd pass from Armstrong (Brown kick)
4th	02:03	NEB	Newby 63 yd run (Brown kick)

**TEAM STATISTICS**

	ILL	NEB
FIRST DOWNS	12	23
RUSHES-YARDS (NET)	21-124	49-203
PASSING YDS (NET)	146	220
Passes Att-Comp-Int	23-14-0	23-16-1
TOTAL OFFENSE PLAYS-YARDS	44-270	72-423
Fumble Returns-Yards	0-0	0-0
Punt Returns-Yards	0-0	3-42
Kickoff Returns-Yards	2-38	2-54
Interception Returns-Yards	1-24	0-0
Punts (Number-Avg)	4-41.5	0-0.0
Fumbles-Lost	0-0	1-1
Penalties-Yards	7-48	3-35
Possession Time	21:59	38:01
Third-Down Conversions	2 of 9	10 of 14
Fourth-Down Conversions	0 of 1	1 of 1
Red-Zone Scores-Chances	2-2	4-5
Sacks By: Number-Yards	0-0	1-9

**RUSHING: ILL-** Corbin, Reggie 9-72; Foster, Kendrick 7-46; Lunt, Wes 2-5; Vaughn, Ke'Shawn 1-1; Echard, Nathan 2-0. **Nebraska-Newby,** Terrell 27-140; Ozigbo, Devine 10-35; Armstrong Jr., Tommy 8-12; Reilly, Brandon 1-11; Pierson-El, De'Mornay 1-4; Wilbon, Mikale 1-3.

**PASSING: ILL-** Lunt, Wes 13-22-0-133-0; Crouch, Chayce 1-1-0-13-0. **Nebraska-Armstrong Jr.,** Tommy 16-23-1-220-1.

**RECEIVING: ILL-** Turner, Malik 5-57; Corbin, Reggie 3-18; Hardee, Justin 3-17; Grant, Zach 2-28; Echard, Nathan 1-26. **Nebraska-Westerkamp,** Jordan 4-65; Morgan Jr., Stanley 3-39; Newby, Terrell 2-26; Ozigbo, Devine 1-37; Wilbon, Mikale 1-13; Cotton, Sam 1-12; Reilly, Brandon 1-10; Pierson-El, De'Mornay 1-10; Foster, Trey 1-6; Carter, Cethan 1-2.

**INTERCEPTIONS: ILL-** Mosley, Darius 1-24. **Nebraska-None**

**FUMBLES: ILL-**None. **Nebraska-Wilbon,** Mikale 1-1

**SACKS (Sacks-Yds): ILL-**None. **Nebraska-** Akinmoladun, Freedom 1-9

**TACKLE LEADER (UA-A): ILL-**Nelson, Patrick 4-12. **Nebraska-Young II,** Dedrick 2-4; Rose-Ivey, Michael 1-5

**SCORING SUMMARY**

1st	09:46	NEB	Brown 40 yd field goal
1st	04:47	NEB	Newby 4 yd run (Brown kick)
1st	04:33	NEB	Jones 33 yd interception return (Brown kick)
2nd	12:29	IND	TEAM safety
2nd	07:23	IND	Oakes 36 yd field goal
2nd	01:18	IND	Oakes 45 yd field goal
3rd	00:00	IND	Redding 33 yd run (Oakes kick)
4th	09:57	NEB	Morgan Jr. 72 yd pass from Armstrong (Brown kick)
4th	08:26	IND	Redding 4 yd pass from Lagow (Oakes kick)
4th	00:45	NEB	Brown 39 yd field goal

**TEAM STATISTICS**

	NEB	IND
FIRST DOWNS	17	18
RUSHES-YARDS (NET)	45-152	30-88
PASSING YDS (NET)	208	245
Passes Att-Comp-Int	26-10-2	39-24-2
TOTAL OFFENSE PLAYS-YARDS	71-360	69-333
Fumble Returns-Yards	0-0	0-0
Punt Returns-Yards	4-25	2-48
Kickoff Returns-Yards	3-62	4-76
Interception Returns-Yards	2-29	2-4
Punts (Number-Avg)	6-31.5	6-40.3
Fumbles-Lost	0-0	0-0
Penalties-Yards	9-53	1-10
Possession Time	32:56	27:04
Third-Down Conversions	5 of 15	5 of 15
Fourth-Down Conversions	1 of 1	0 of 2
Red-Zone Scores-Chances	2-2	2-2
Sacks By: Number-Yards	3-24	1-13

**RUSHING: IND-** Redding, Devine 11-57; Diamont, Zander 8-31; Williams, Devonte 4-10 Paige, Mitchell 1-7; Majette, Mike 3-5; Natee, Tyler 1-minus-1; Lagow, Richard 2-minus-21. **Nebraska-Newby,** Terrell 22-102; Armstrong Jr., Tommy 11-36; Reilly, Brandon 3-7; Pierson-El, De'Mornay 2-6; Ozigbo, Devine 1-2; Bryant, Tre 5-1; TEAM 1-2.

**PASSING: IND-** Lagow, Richard 19-32-2-196-1; Diamont, Zander 5-7-0-49-0. **Nebraska-Armstrong Jr.,** Tommy 10-26-2-208-1

**RECEIVING: IND-**Paige, Mitchell 9-101; Jones, Ricky 6-76; Williams, Devonte 2-18; Redding, Devine 2-5; Hale, Donovan 1-18; Thorton, Leon 1-11; Timian, Luke 1-11; Friend, Danny 1-6; Majette, Mike 1-minus-1. **Nebraska-Morgan Jr.,** Stanley 3-93; Cotton, Sam 3-37; Reilly, Brandon 2-60; Reimers, Bryan 1-17; Newby, Terrell 1-1.

**INTERCEPTIONS: IND-**Fields, Tony 1-0; Crawford, Jonathan 1-4. **Nebraska-Jones,** Chris 1-33; Williams, Aaron 1-minus-4

**FUMBLES: IND-**None **Nebraska-None**

**SACKS (Sacks-Yds): IND-**Oliver, Marcus 1-13. **Nebraska-Young,** Dedrick 1-3; Williams, Aaron 1-13; Newby, Marcus 1-8

**TACKLE LEADER (UA-A): IND-**Scales, Tegray 8-4. **Nebraska-Banderas,** Josh 8-3

## Game 7 | No. 8 Nebraska 27, Purdue 14

SCORE BY QUARTERS	1	2	3	4	FINAL
Purdue	7	7	0	0	14
No. 8 Nebraska	10	0	7	10	27

**Lincoln (Oct. 22)** – Tommy Armstrong Jr. became Nebraska's career leader in pass completions and accounted for 303 yards of total offense as Nebraska improved to 7-0 with a 27-14 win over Purdue.

Armstrong completed 17-of-31 passes for 252 yards and one touchdown, while adding 51 rushing yards and a touchdown.

Nebraska used another quick start and a strong second-half defensive effort to remain unbeaten. Kieron Williams opened the game with an interception on Purdue's first play from scrimmage and Armstrong scampered 22 yards on the next play, giving the Huskers a 7-0 lead just 16 seconds into the game.

Purdue came right back behind the play of David Blough, who was 16-of-20 for 231 yards and two TD passes in the first half. Blough found DeAngelo Yancey on scoring passes of one and 88 yards, as the Boilermakers took a 14-10 lead into the locker room.


But as they have done throughout the season, the Huskers controlled the second half, outscoring Purdue 17-0 after halftime, including 10-0 in the fourth quarter. The Blackshirts allowed just 94 yards in the second half, giving the Husker offense time to regroup. Josh Banderas led NU with a season-high 13 tackles, while Williams posted his second multi-interception game of his career.

Nebraska regained the lead for good midway through the third quarter, going 68 yards in five plays, as Armstrong found a streaking De'Mornay Pierson-El for a 40-yard scoring strike to give NU a 17-14 lead. Pierson-El had three catches for a season-high 69 yards, while Brandon Reilly led the Huskers with four catches for 73 yards.

After forcing a Purdue punt, Nebraska put together its most sustained drive of the day with an 11-play 82-yard march, culminating in a 24-yard scoring run from Alonzo Moore to extend the lead to 24-14 with 14:05 left.

On Purdue's next possession, the Boilermakers attempted a fake punt in their own territory that was snuffed out by the Husker special teams. Despite losing five yards on their drive, the Huskers and Drew Brown put three more points on the board with his career-long 51-yard field goal to give Nebraska a 27-14 edge. The Blackshirts continued to apply pressure, snuffing out another Purdue drive with Williams' second interception of the game and team-leading fourth of the season.

As a team, Nebraska amassed 409 yards of total offense including 157 rushing yards on 37 attempts. The Huskers also controlled the clock by holding possession for 33:19. Terrell Newby led the NU ground game with 82 yards on 22 carries. Blough completed 25-of-43 passes for 309 yards with two touchdowns and one interception.



### SCORING SUMMARY

1st	14:44	NEB	Armstrong 22 yd run (Brown kick)
1st	10:20	PUR	Yancey 1 yd pass from Blough (Dellinger kick)
1st	04:03	NEB	Brown 30 yd field goal
2nd	10:52	PUR	Yancey 88 yd pass from Blough (Dellinger kick)
3rd	07:45	NEB	Pierson-El 40 yd pass from Armstrong (Brown kick)
4th	14:05	NEB	Moore 24 yd run (Brown kick)
4th	11:10	NEB	Brown 51 yd field goal

### TEAM STATISTICS

	PUR	NEB
FIRST DOWNS	13	22
RUSHES-YARDS (NET)	22-24	37-157
PASSING YDS (NET)	309	252
Passes Att-Comp-Int	45-25-2	31-17-1
TOTAL OFFENSE PLAYS-YARDS	67-333	68-409
Fumble Returns-Yards	0-0	0-0
Punt Returns-Yards	1-4	1-0
Kickoff Returns-Yards	2-41	1-59
Interception Returns-Yards	1-23	2-1
Punts (Number-Avg)	5-44.6	5-40.0
Fumbles-Lost	0-0	0-0
Penalties-Yards	4-32	7-67
Possession Time	26:41	33:19
Third-Down Conversions	6 of 16	7 of 15
Fourth-Down Conversions	2 of 5	0 of 0
Red-Zone Scores-Chances	1-1	3-3
Sacks By: Number-Yards	1-14	3-32

**RUSHING:** **Purdue**-Jones, Markell 10-36; Worship, Richie 3-8; Lankford-Johnson, Brian 1-2; Kimbrough, Malik 2-1; **TEAM** 1-minus-2; Blough, David 5-minus-21. **Nebraska**-Newby, Terrell 22-82; Armstrong Jr., Tommy 10-51; Moore, Alonzo 2-24; Wilbon, Mikale 1-1; Pierson-El, De'Mornay 1-0; **TEAM** 1-minus-1

**PASSING:** **Purdue**-Blough, David 25-43-1-309-2; Jones, Markell 0-1-1-0-0; Marshall, Bilal 0-1-0-0-0. **Nebraska**-Armstrong Jr., Tommy 17-31-1-252-1

**RECEIVING:** **Purdue**-Marshall, Bilal 5-84; Herdman, Cole 5-39; Yancey, DeAngelo 4-100; Jones, Markell 4-27; Posey, Cameron 3-29; Hopkins, Brycen 2-20; Kimbrough, Malik 1-5; Phillips, Gregory 1-5. **Nebraska**-Reilly, Brandon 4-73; Pierson-El, De'Mornay 3-69; Cotton, Sam 3-27; Morgan Jr., Stanley 2-43; Newby, Terrell 2-21; Moore, Alonzo 1-14; Wilbon, Mikale 1-4; Bryant, Tre 1-1.

**INTERCEPTIONS:** **Purdue**-Hermann, Jimmy 1-23. **Nebraska**-Williams, Kieron 2-1

**FUMBLES:** **Purdue**-None **Nebraska**-None

**SACKS (Sacks-Yds):** **Purdue**-Neal, Lorenzo 1-9. **Nebraska**-Davis, Carlos 1-17; Maurice, Kevin 1-8; Dzuris, Ross 1-7

**TACKLE LEADER (UA-A):** **Purdue**-Hunte, De'Wan 4-5. **Nebraska**-Banderas, Josh 5-8

## Game 8 | No. 11 Wisconsin 23, No. 7 Nebraska 17

SCORE BY QUARTERS	1	2	3	4	OT	FINAL
No. 7 Nebraska	0	7	0	10	0	17
No. 11 Wisconsin	7	3	7	0	6	23

**Madison, Wis. (Oct. 29)** -- No. 7 Nebraska overcame a 10-point fourth-quarter deficit to send the game to overtime tied at 17, but No. 11 Wisconsin scored a touchdown on its first OT possession to give the Badgers a 23-17 win at Camp Randall Stadium.

Dare Ogunbowale scored from 11 yards out in overtime, but Andrew Endicott missed the extra-point attempt wide left to leave the door open for the Huskers in overtime.

The Huskers could not capitalize, as Tommy Armstrong could not connect with Stanley Morgan Jr. in the end zone for the potential game winner. Morgan had four catches for 56 yards in the fourth quarter to help NU get to overtime.

Morgan finished the night with a career-high five catches for 58 yards, while Jordan Westerkamp added three receptions for a team-best 62 yards.

Armstrong struggled throughout the night against a stingy Badger defense, completing just 12-of-31 passes for 153 yards with two first-half interceptions. However, Nebraska's Blackshirt defense allowed just three points off the turnovers to keep the Huskers within striking distance.

The Blackshirts made up for Armstrong's first-half interceptions by pulling down a pair of their own in the fourth quarter - both by senior safety Nathan Gerry. The Husker offense also managed just three points from the two turnovers.

In fact, the two teams not only matched each other point-for-point during regulation, it was nearly yard-for-yard. Nebraska totaled 303 yards in regulation, while Wisconsin had 312. But in the overtime, Wisconsin prevailed with six points and 25 yards on the ground, while the Huskers mustered just two yards on their OT possession.

The teams traded early touchdowns before Wisconsin took a 10-7 lead on Endicott's 44-yard field goal with 6:53 left in the half. Wisconsin extended the margin to 17-7 midway through the third quarter as Alex Hornibrook hit Robert Wheelwright with a nine-yard touchdown pass.

Nebraska fought back, scoring 10 unanswered points in the fourth quarter to send the game to overtime. Armstrong led NU on a 14-play drive, going the final two yards to pull Nebraska within 17-14 with 13:45 remaining.

Gerry led the Huskers with a pair of fourth-quarter interceptions. His second led to NU's game-tying field goal. NU went 52 yards in 11 plays before Drew Brown's 35-yard field tied the score with 3:43 in regulation.



### SCORING SUMMARY

1st	09:46	NEB	Brown 40 yd field goal
1st	09:38	WIS	Shaw 21 yd run (Endicott kick)
2nd	13:41	NEB	Ozigbo 1 yd run (Brown kick)
2nd	06:53	WIS	Endicott 44 yd field goal
3rd	08:17	WIS	Wheelwright 9 yd pass from Hornibrook (Endicott kick)
4th	13:45	NEB	Armstrong Jr. 2 yd run (Brown kick)
4th	03:43	NEB	Brown 35 yd field goal
OT	15:00	WIS	Ogunbowale 11 yd run (Endicott kick failed)

### TEAM STATISTICS

	NEB	WIS
FIRST DOWNS	16	16
RUSHES-YARDS (NET)	44-152	38-223
PASSING YDS (NET)	153	114
Passes Att-Comp-Int	31-12-2	23-14-2
TOTAL OFFENSE PLAYS-YARDS	75-305	61-337
Fumble Returns-Yards	0-0	0-0
Punt Returns-Yards	4-36	1-24
Kickoff Returns-Yards	2-34	2-45
Interception Returns-Yards	2-10	2-5
Punts (Number-Avg)	7-41.6	6-38.3
Fumbles-Lost	0-0	0-0
Penalties-Yards	2-10	1-5
Possession Time	32:15	27:45
Third-Down Conversions	9 of 18	5 of 13
Fourth-Down Conversions	0 of 1	0 of 0
Red-Zone Scores-Chances	3-3	2-2
Sacks By: Number-Yards	2-10	1-8

**RUSHING:** **WIS**-Ogunbowale, Dare 11-120; Clement, Corey 19-82; Shaw, Bradrick 2-23; Wheelwright, Robert 1-6; Peavy, Jazz 1-2; Ingold, Alec 1-1; Team 1-minus-1; Houston, Bart 2-10. **Nebraska**-Newby, Terrell 17-77; Armstrong Jr., Tommy 13-39; Ozigbo, Devine 10-33; Pierson-El, De'Mornay 1-2; Wilbon, Mikale 2-2; Westerkamp, Jordan 1-minus-1

**PASSING:** **WIS**-Hornibrook, Alex 10-16-1-71-1; Houston, Bart 4-7-1-43-0. **Nebraska**-Armstrong Jr., Tommy 12-31-2-153-0

**RECEIVING:** **WIS**-Wheelwright, Robert 5-43; Fumagalli, Troy 4-48; Peavy, Jazz 3-25; Ramesh, Austin 1-minus-1; Ogunbowale, Dare 1-minus-1. **Nebraska**-Morgan Jr., Stanley 5-58; Westerkamp, Jordan 3-62; Reilly, Brandon 2-19; Pierson-El, De'Mornay 1-14; Tewby, Terrell 1-0

**INTERCEPTIONS:** **WIS**-Shelton, Sojour 1-0; Dixon, D'Cota 1-5. **Nebraska**-Gerry, Nathan 2-10

**FUMBLES:** **WIS**-None **Nebraska**-None

**SACKS (Sacks-Yds):** **WIS**-Dooley, Garret 1-8. **Nebraska**-Davis, Carlos 1-7; Stoltenberg, Mick 1-3 **TACKLE LEADER (UA-A):** **WIS**-Jacobs, Leon 7-4; Connelly, Ryan 7-4. **Nebraska**-Rose-Ivey, Michael 6-2; Banderas, Josh 4-4



**Game 9 | No. 6 Ohio St. 62, No. 10 Nebraska 3**

SCORE BY QUARTERS	1	2	3	4	FINAL
No. 10 Nebraska	3	0	0	0	3
No. 6 Ohio State	14	17	24	7	62

**Columbus, Ohio (Nov. 5)** - No. 10 Nebraska gave up a pick-six on a tipped ball on the game's third play from scrimmage, and the Huskers were unable to recover in a 62-3 loss at No. 6 Ohio State.

The Huskers lost senior starting quarterback Tommy Armstrong Jr. midway through the second quarter shortly after he became Nebraska's career leader in total offense. Armstrong returned to the stadium, but did not return to action.

On NU's third play Armstrong's pass was deflected and snagged by OSU's Damon Webb who went 36 yards to give the Buckeyes a 7-0 lead.

Armstrong and Nebraska provided an answer on their next drive, covering 72 yards in 15 plays before stalling inside the Buckeye 5 and settling for a Drew Brown field goal. The play was set up by a 26-yard reception by Stanley Morgan Jr.

OSU came right back with a 10-play drive capped by J.T. Barrett's touchdown pass to Terry McLaurin. The Buckeyes extended the lead to 21-3, going 83 yards in nine plays capped by running back Mike Weber's 23-yard touchdown run. Weber, who finished with 72 yards on 11 carries on the night, pushed the OSU lead to 21-3 with 12:21 left.

Armstrong left the game with just over six minutes left in the half after he picked up an 11-yard run deep into Ohio State territory. The Huskers were unable to score and Ohio State took a 31-3 halftime lead on a one-yard touchdown pass from Barrett to Curtis Samuel on the final offensive play of the half. The Buckeye duo also connected again on the first play of the second half for a 75-yard touchdown to make it 38-3. Samuel led OSU with eight catches for 137 yards on the evening.

For the game, Nebraska managed just 204 yards of total offense, including just 78 rushing and 126 passing. Terrell Newby led the Husker ground game with 13 carries for 54 yards to become the 29th back in Nebraska history to reach 2,000 career yards. Armstrong added 19 yards rushing and 74 yards passing despite going just 4-for-15 through the air. Fyfe completed 5-of-18 passes for 52 yards in place of Armstrong.

Westerkamp led Nebraska with four receptions for 51 yards, while Morgan added three catches for 56 yards. Cethan Carter was the only other Husker to haul in a pass on the night with two catches for 19 yards.

Ohio State accumulated 590 yards, including 352 passing and 238 rushing. Barrett completed 26-of-38 passes for 290 yards, while backup Joe Burrow went 6-for-6 for 62 yards. Demario McCall led all rushers in the game with 73 yards on 16 carries for the Buckeyes, while Barrett added 39 yards on eight totes.

**SCORING SUMMARY**

1st	13:26	OSU	Webb 36 yd interception return (Durbin kick)
1st	07:45	NEB	Brown 20 yd field goal
1st	03:16	OSU	McLaurin 7 yd pass from Barrett (Durbin kick)
2nd	12:21	OSU	Weber 23 yd run (Durbin kick)
2nd	08:22	OSU	Durbin 28 yd field goal
2nd	00:03	OSU	Samuel 1 yd pass from Barrett (Durbin kick)
3rd	14:48	OSU	Samuel 75 yd pass from Barrett (Durbin kick)
3rd	10:00	OSU	Brown 6 yd pass from Barrett (Durbin kick)
3rd	01:35	OSU	Durbin 28 yd field goal
3rd	00:34	OSU	Hooker 48 yd interception return (Durbin kick)
4th	07:19	OSU	Burrow 12 yd run (Durbin kick)

**TEAM STATISTICS**

	NEB	OSU
FIRST DOWNS	9	34
RUSHES-YARDS (NET)	24-78	42-238
PASSING YDS (NET)	126	352
Passes Att-Comp-Int	33-9-2	44-32-0
TOTAL OFFENSE PLAYS-YARDS	57-204	86-590
Fumble Returns-Yards	0-0	0-0
Punt Returns-Yards	0-0	3-8
Kickoff Returns-Yards	8-133	1-39
Interception Returns-Yards	0-0	2-84
Punts (Number-Avg)	6-41.8	0-0.0
Fumbles-Lost	0-0	1-1
Penalties-Yards	4-43	4-35
Possession Time	22:42	37:18
Third-Down Conversions	5 of 16	11 of 15
Fourth-Down Conversions	0 of 2	1 of 1
Red-Zone Scores-Chances	1-3	6-6
Sacks By: Number-Yards	0-0	0-0

**RUSHING: Ohio State**-McCall, Demario 16-73; Weber, Mike 11-72; Samuel, Curtis 5-41; Barrett, J.T. 8-39; Burrow, Joe 2-13. **Nebraska**-Newby, Terrell 13-54; Armstrong Jr., Tommy 4-19; Wilbon, Mikale 3-13; Pierson-El, De'Mornay 1-minus-1; Ozigbo, Devine 3-minus-7.

**PASSING: Ohio State**-Barrett, J.T. 26-38-0-290-4; Burrow, Joe 6-6-0-62-0. **Nebraska**-Fyfe, Ryker 5-18-1-52-0; Armstrong Jr., Tommy 4-15-1-74-0.

**RECEIVING: Ohio State**-Samuel, Curtis 8-137; Hill, K.J. 5-66; Wilson, Dontre 4-44; Baugh, Marcus 4-35; Alexander, A.J. 3-24; Smith, Corey 3-2; Brown, Noah 2-14; Weber, Mike 1-15; Mack, Austin 1-8; McLaurin, Terry 1-7. **Nebraska**-Westerkamp, Jordan 4-51; Morgan Jr., Stanley 3-56; Carter, Cethan 2-19.

**INTERCEPTIONS: Ohio State**-Hooker, Malik 1-48; Webb, Damon 1-36. **Nebraska**-None

**FUMBLES: Ohio State**-Wilson, Dontre 1-1. **Nebraska**-None

**SACKS (Sacks-Yds): Ohio State**-None. **Nebraska**-None

**TACKLE LEADER (UA-A): Ohio State**-Hubbard, Sam 3-2; Fuller, Jordan 2-3. **Nebraska**-Banderas, Josh 2-7; Gerry, Nathan 9-0; Kalu, Joshua 7-2.

**Game 10 | No. 21 Nebraska 24, Minnesota 17**

SCORE BY QUARTERS	1	2	3	4	FINAL
Minnesota	7	10	0	0	17
No. 21 Nebraska	3	7	7	7	24

**Lincoln (Nov. 12)** --- Tommy Armstrong Jr. threw two touchdown passes and ran for the game winner midway through the fourth quarter, as No. 21 Nebraska rallied from a 17-10 halftime deficit for a 24-17 victory over Minnesota.

Armstrong's 13-yard scoring run with 7:17 left in the game capped a 13-play, 91-yard drive that consumed 5:40 and kept the Huskers in contention for a Big Ten West Division championship. It also tied Heisman Trophy winner Eric Crouch for the Nebraska total touchdown record with 90 in his career.

Armstrong completed 19-of-27 passes for 217 yards and two touchdowns, while adding nine carries for 61 yards on the ground. His 35-yard touchdown pass to Tre Bryant gave the Huskers their first lead early in the second quarter. Armstrong's second scoring pass went 31 yards to Terrell Newby midway through the third quarter to tie the game at 17. Newby added 16 carries for 85 yards on the ground, including several big fourth-quarter carries to help the Huskers to victory.

Armstrong helped the Huskers battle their way to 374 yards of total offense, including 217 passing and 157 rushing. While the offense was able to overcome a stingy Minnesota defense, Nebraska's Blackshirt defense shut out the Golden Gophers in the second half and limited Minnesota to just 265 total yards.

Kieron Williams and Aaron Williams teamed for the game's biggest defensive play to secure the win for the Huskers. With Minnesota knocking on door with 1st-and-10 at the NU 17, Aaron Williams deflected a Mitch Leidner pass intended for Drew Wolitarsky. The ball ricocheted into the waiting arms of Kieron Williams at the NU 2 for his team-leading fifth interception of the season.

Kieron Williams finished with five tackles on the night, while Aaron Williams finished with a career-high 11 stops including a tackle for loss. Josh Banderas added 11 tackles and two tackles for loss, while senior defensive tackle Kevin Maurice matched his career high with eight tackles for the Blackshirts.

Leidner led the Golden Gophers to a 17-10 halftime lead and finished the night 18-of-27 through the air for 180 yards. His favorite target was Wolitarsky, who hauled in eight receptions for 90 yards. Leidner added eight carries for 15 yards on the ground, including a one-yard touchdown plunge with 4:54 left in the first half to give Minnesota a 14-10 lead.

Rodney Smith, who capped a massive 14-play, 75-yard drive that consumed the game's first 7:33 with a three-yard touchdown run, led the Gopher ground game with 17 carries for 53 yards.

The Golden Gophers were able to tack on a 42-yard Emmitt Carpenter field goal as time expired in the second quarter to take a 17-10 halftime lead, but the Huskers opened the second half with an 11-play, 79-yard march on the opening drive of the third quarter to tie the score at 17.

**SCORING SUMMARY**

QTR	TIME	TEAM	SCORE
1st	07:27	MINN	Smith 3 yd run (Carpenter kick)
1st	02:42	NEB	Brown 46 yd field goal
2nd	13:24	NEB	Bryant 35 yd pass from Armstrong Jr. (Brown kick)
2nd	04:54	MINN	Leidner 1 yd run (Carpenter kick)
2nd	00:00	MINN	Carpenter 42 yd field goal
3rd	09:16	NEB	Newby 31 yd pass from Armstrong Jr. (Brown kick)
4th	07:17	NEB	Armstrong Jr. 13 yd run (Brown kick)

**TEAM STATISTICS**

	MINN	NEB
FIRST DOWNS	15	19
RUSHES-YARDS (NET)	34-85	32-157
PASSING YDS (NET)	180	217
Passes Att-Comp-Int	28-18-1	28-19-0
TOTAL OFFENSE PLAYS-YARDS	62-265	60-374
Fumble Returns-Yards	0-0	0-0
Punt Returns-Yards	0-0	3-1
Kickoff Returns-Yards	2-30	1-20
Interception Returns-Yards	0-0	1-12
Punts (Number-Avg)	5-44.2	4-30.5
Fumbles-Lost	0-0	1-0
Penalties-Yards	2-15	8-81
Possession Time	30:54	29:06
Third-Down Conversions	8 of 16	7 of 15
Fourth-Down Conversions	1 of 1	2 of 2
Red-Zone Scores-Chances	2-3	1-1
Sacks By: Number-Yards	1-6	0-0

**RUSHING: Minnesota**-Smith, Rodney 17-53; Brooks, Shannon 9-17; Leidner, Mitch 8-15; **Nebraska**-Newby, Terrell 16-85; Armstrong Jr., Tommy 9-61; Pierson-El, De'Mornay 3-21; Bryant, Tre 1-0; **TEAM** 2-minus-4; Fyfe, Ryker 1-minus-6

**PASSING: Minnesota**-Leidner, Mitch 18-27-1-180-0; **Nebraska**-Armstrong Jr., Tommy 19-27-0-217-2; Fyfe, Ryker 0-1-0-0-0

**RECEIVING: Minnesota**-Wolitarsky, Drew 8-90; Smith, Rodney 3-17; Still, Rashad 2-16; Johnson, Tyler 1-25; Wozniak, Nate 1-11; Brooks, Shannon 1-9; Carter, Eric 1-6; Beebe, Colton 1-6. **Nebraska**-Westerkamp, Jordan 6-50; Moore, Alonzo 3-36; Pierson-El, De'Mornay 3-35; Carter, Cethan 3-15; Bryant, Tre 1-35; Newby, Terrell 1-31; Wilbon, Mikale 1-11; Morgan Jr., Stanley 1-4

**INTERCEPTIONS: Minnesota**-None. **Nebraska**-Williams, Kieron 1-12

**FUMBLES: Minnesota**-None. **Nebraska**-Pierson-El 1-0.

**SACKS (Sacks-Yds): Minnesota**-Cashman, Blake 1-6. **Nebraska**-None

**TACKLE LEADER (UA-A): Minnesota**-Winfield Jr., Antoine 5-5. **Nebraska**-Banderas, Josh 6-5; Williams, Aaron 5-6

# Game 11 | No. 19 Nebraska 28, Maryland 7

SCORE BY QUARTERS	1	2	3	4	FINAL
Maryland	0	0	0	7	7
No. 19 Nebraska	14	7	7	0	28

**Lincoln (Nov. 19)** – Terrell Newby rushed for a career-high three touchdowns and senior quarterback Ryker Fyfe won the first game as a starter of his career to lead No. 19 Nebraska to a 28-7 victory over Maryland.

Newby finished his final game at Memorial Stadium with 22 carries for 98 yards including touchdown runs of eight, five and one yards. Fyfe completed a Nebraska team season-high 23 passes in 37 attempts for 220 yards including a four-yard touchdown pass to Jordan Westerkamp to earn the victory.



The Huskers honored their 30-player senior class in pregame ceremonies, including punter Sam Foltz who passed away in a car accident prior to the start of the season while at a kicking camp in Wisconsin.

Nebraska's Blackshirt defense posted its most dominant performance of the season, silencing the Terrapins for three quarters and holding them to just 207 total yards, with 92 of those yards coming on a screen pass that went for a touchdown early in the fourth quarter to spoil the Husker shutout. The Blackshirts held Maryland to just 11 rushing yards and recorded a season-high five sacks.

Fyfe led Nebraska to 401 yards of total offense, including 220 passing and 181 yards on the ground. Freshman I-back Tre Bryant contributed a career-high 56 yards on 13 carries, while senior wide receiver Brandon Reilly added three carries for 16 yards and Fyfe pitched in 10 yards on five carries.

Westerkamp led the Husker receiving corps with 85 yards on eight catches including his touchdown, while Reilly pitched in four receptions for 49 yards and senior receiver Alonzo Moore added four more catches for 15 yards.

Fyfe led the Huskers to a 14-0 first-quarter lead by completing 5-of-7 passes for 76 yards. He added a then-season-long 14-yard run on 4th-and-1 to set up Nebraska's second touchdown run by Newby. Fyfe led the Huskers on seven-play scoring drives of 72 and 57 yards in the first quarter, as the Huskers rolled up 123 total yards on 16 plays in the first quarter. Newby scored on touchdown runs of eight and five yards among his six carries for 28 yards in the quarter.

Nebraska extended the lead to 21-0 in the final minutes of the half, as Fyfe keyed the drive with a career-long 21-yard run on third and 10 from the NU 45. The Huskers struck paydirt with 17 seconds left in the half, as Westerkamp hauled in a four-yard TD pass for his fifth catch of the half.

Nebraska's defense, which held Maryland to -11 yards in the third quarter, stuffed the Terps on the opening drive of the second half before the Huskers went on a 14-play, 69-yard march that took nearly eight minutes. Newby capped the drive with his third score of the day to make it 28-0.

The Blackshirts lost the shutout early in the fourth quarter, when Max Bortenschlager found D.J. Moore on a short screen pass. He broke several tackles and went 92 yards for the final score. Bortenschlager finished 14-for-29 for 191 yards on the day, while Moore had six receptions for 124 yards.

## SCORING SUMMARY

1st	09:42	NEB	Newby 8 yd run (Lindsay kick)
1st	04:28	NEB	Newby 5 yd run (Lindsay kick)
2nd	00:17	NEB	Westerkamp 4 yd pass from Fyfe (Lindsay kick)
3rd	03:30	NEB	Newby 1 yd run (Lindsay kick)
4th	12:22	UMD	Moore 92 yd pass from Bortenschlager (Greene kick)

## TEAM STATISTICS

	MD	NEB
Score	7	28
FIRST DOWNS	9	28
RUSHES-YARDS (NET)	25-11	45-181
PASSING YDS (NET)	196	220
Passes Att-Comp-Int	31-15-0	37-23-0
TOTAL OFFENSE PLAYS-YARDS	56-207	82-401
Fumble Returns-Yards	0-0	0-0
Punt Returns-Yards	2-5	2-16
Kickoff Returns-Yards	5-122	2-37
Interception Returns-Yards	0-0	0-0
Punts (Number-Avg)	8-40.4	5-44.4
Fumbles-Lost	5-0	1-0
Penalties-Yards	5-65	2-20
Possession Time	21:00	39:00
Third-Down Conversions	4 of 15	8 of 17
Fourth-Down Conversions	1 of 3	2 of 3
Red-Zone Scores-Chances	0-0	4-5
Sacks By: Number-Yards	3-25	5-35

**RUSHING:** Maryland-Johnson, Ty 7-21; Brown, Wes 3-13; Funk, Jake 1-1; Goins, Kenneth 2-1; Pigrome, Tyrell 1-minus-3; Bortenschlager, Max 11-minus-22 **Nebraska**-Newby, Terrell 22-98; Bryant, Tre 13-56; Reilly, Brandon 3-16; Fyfe, Ryker 5-10; Pierson-El, De'Mornay 1-7 **TEAM** 1-minus-6.

**PASSING:** Maryland-Bortenschlager, Max 14-29-0-191-1; Lees, Wade 1-1-0-5-0; Rowe, Caleb 0-1-0-0-0. **Nebraska**-Fyfe, Ryker 23-37-0-220-1

**RECEIVING:** Maryland-Moore, D.J. 6-124; Jacobs, Levern 4-35; Morgan, Teldrick 2-9; Brown, Wes 1-18; Goins, Kenneth 1-5; Funk, Jake 1-5. **Nebraska**-Westerkamp, Jordan 8-85; Reilly, Brandon 4-49; Moore, Alonzo 4-15; Newby, Terrell 2-16; Carter, Cethan 1-14; Bryant, Tre 1-13; Pierson-El, De'Mornay 1-10; Reimers, Bryan 1-10; Morgan Jr., Stanley 1-8.

**INTERCEPTIONS:** Maryland-None. **Nebraska**-None

**FUMBLES:** Maryland-Maryland-Bortenschlager, Max 4-0; Morgan, Ty. 1-0 **Nebraska**-Team 1-0

**SACKS (Sacks-Yds):** Maryland-Cockeille, Shane 2-12; Aniebonam, Jesse 1-13 **Nebraska**-Akinmoladun, Freedom 2-15; Williams, Aaron 1-5; Dzuris, Ross 1-7; Newby, Marcus 1-8

**TACKLE LEADER (UA-A):** Maryland-Ross, Jarrett 7-6. **Nebraska**-Banderas, Josh 0-9