



N vs **T**

MUSIC CITY BOWL

[DECEMBER 30, 2016]
NISSAN STADIUM - NASHVILLE, TENN.

  
@HUSKERS
@HUSKERFBNATION

GO BIG RED!



BLACKSHIRTS™

NEBRASKA

FOOTBALL



INTRODUCTION

Table of Contents	1
Nebraska at a Glance	2
Tennessee at a Glance	3
Media Schedule/Travel Itinerary	4

MUSIC CITY BOWL GAME NOTES

Nebraska Game Notes	5-18
---------------------------	------

COACHES & STAFF

Head Coach Mike Riley	19-20
Defensive Coordinator Mark Banker	21
Offensive Coordinator Danny Langsdorf	21
Linebackers Coach Trent Bray	22
Offensive Line Coach Mike Cavanaugh	22
Running Backs Coach Reggie Davis	23
Defensive Line Coach John Parrella	23
Safeties Coach Brian Stewart	24
Cornerbacks Coach Donté Williams	24
Wide Receivers Coach Keith Williams	25
Football Support Staff	26-27
Athletic Administration	27-28
University Administration	29-30

CORNHUSKER BIOS

2016 Honors & Awards	31
Nebraska Roster	32-33
Individual Records Watch	34-35
Nebraska Depth Chart	36
#1 Lamar Jackson	37
#1 Jordan Westerkamp	37
#3 Marcus Newby	37
#4 Tommy Armstrong Jr.	38
#5 Dedrick Young II	39
#8 Chris Jones	39
#8 Stanley Morgan Jr.	39
#10 Joshua Kalu	40

#11 Cethan Carter	40
#15 De'Mornay Pierson-El	41
#15 Michael Rose-Ivey	41
#16 Antonio Reed	41
#17 Ryker Fyfe	42
#18 Tre Bryant	42
#21 Mikale Wilbon	42
#22 Devine Ozigbo	43
#24 Aaron Williams	43
#25 Nathan Gerry	44
#26 Kieron Williams	44
#34 Drew Brown	45
#34 Terrell Newby	45
#35 Caleb Lightbourn	46
#41 Luke McNitt	46
#42 Trey Foster	46
#44 Mick Stoltenberg	47
#49 Chris Weber	47
#52 Josh Banderas	47
#55 Kevin Maurice	48
#56 Brad Simpson	48
#62 Cole Conrad	48
#63 Tanner Farmer	48
#66 Dylan Utter	49
#67 Jerald Foster	49
#68 Nick Gates	49
#73 Sam Hahn	49
#77 David Knevel	49
#82 Alonzo Moore	50
#83 Bryan Reimers	50
#84 Sam Cotton	50
#87 Brandon Reilly	51
#88 Ross Dzuris	51
#91 Freedom Akinmoladun	52
#96 Carlos Davis	52
#2 Zack Darlington	53
#6 Eric Lee Jr.	53
#7 Mohammed Barry	53

#9 DaiShon Neal	53
#11 Boaz Joseph	53
#13 JoJo Domann	53
#17 Sedrick King	53
#22 Alex Davis	53
#29 Graham Nabity	53
#33 Christian Bailey	53
#39 Jordan Nelson	53
#40 Jordan Ober	53
#55 Robby Painter	53
#58 Corey Whitaker	53
#65 Christian Gaylord	53
#74 Jalin Barnett	53
#79 Michael Decker	53
#81 Gabe Rahn	53
#88 Tyler Hoppes	53
#89 Connor Ketter	53
#94 Khalil Davis	53
#97 Logan Rath	53
Husker Head Shots	54-56

2016 STATISTICS & GAME RECAPS

Team Statistics & Results	57
Individual Statistics	58-59
Individual Defensive Statistics	60
Individual Game-by-Game	61-63
Team/Opponent Statistics	64-65
Miscellaneous Statistics	66-67
Individual Season/Career Highs	68
Team Season Highs	69-70
Starting Lineups/Participation	70
Game Recaps	71-76

NEBRASKA BOWL HISTORY & RECORDS

Nebraska Bowl Game Records	77-81
Nebraska Bowl Game Recaps	82-90
Nebraska Bowl Game History	91
Husker Bowl Highlights	92



NEBRASKA COACH MIKE RILEY

- 2nd Season (15-10)
- 16th College Season (108-90)
- 7-2 Bowl Record
- 0-0 vs. Tennessee
- 0-0 vs. Butch Jones

NEBRASKA'S 2016 SEASON

- Overall Record: 9-3
- Big Ten Record: 6-3
- Conference Finish: t-2nd in Big Ten West
- Home Record: 7-0
- Away Record: 2-3
- Neutral Record: 0-0
- vs. Non-Conference Opponents: 3-0
- vs. 2016 Bowl Teams: 5-3

NEBRASKA COACHING STAFF

- Head Coach: Mike Riley
- Defensive Coordinator: Mark Banker
- Offensive Coordinator: Danny Langsdorf
- Linebackers: Trent Bray
- Offensive Line: Mike Cavanaugh
- Running Backs: Reggie Davis
- Defensive Line: John Parrella
- Safeties: Brian Stewart
- Cornerbacks: Donté Williams
- Wide Receivers: Keith Williams
- Graduate Assistant (WRs): Hardie Buck
- Graduate Assistant (OL): Roman Sapolu
- Graduate Assistant (TEs): Tavita Thompson
- Graduate Assistant (DL): Blair Tushaus
- Strength Coach: Mark Philipp
- Associate A.D./Football: Dan Van De Riet

NEBRASKA FOOTBALL HISTORY

- Seasons (First Year): 127 (1890)
- All-Time Record: 889-371-40 (.699)
- National Ranking in All-Time Wins: 4th
- Conference Championships: 46
- National Titles: 5 (1970-71-94-95-97)
- Heisman Trophy Winners: 3

NEBRASKA BOWL HISTORY

- Bowl Games: 53
- Bowl Record: 26-26 (.500)
- Current Streak: Won 1
- Record vs. SEC Teams: 13-7
- Record vs. Tennessee: 2-0
- Record in Music City Bowl: 0-0

NEBRASKA QUICK FACTS

- Location: Lincoln, Neb.
- Population: 272,996
- Founded: 1869
- Enrollment: 25,897
- Stadium: Memorial Stadium (1923)
- Field: Tom Osborne Field (1998)
- Capacity: 86,047
- Surface: Field Turf
- Nickname: Cornhuskers or Huskers
- Colors: Scarlet and Cream
- Conference: Big Ten
- Chancellor: Ronnie Green
- President: Hank Bounds
- Director of Athletics: Shawn Eichorst

THE 2016 NEBRASKA CORNHUSKERS

2016 RESULTS (9-3, 6-3 BIG TEN)

DATE	AP RANK	LOCATION	OPPONENT	RESULT	RECORD
Sept. 3	RV	Lincoln, Neb.	Fresno State	W, 43-10	1-0
Sept. 10	RV	Lincoln, Neb.	Wyoming	W, 52-17	2-0
Sept. 17	RV	Lincoln, Neb.	#22 Oregon	W, 35-32	3-0
Sept. 24	20	Evanston, Ill.	at Northwestern	W, 24-13	4-0
Oct. 1	15	Lincoln, Neb.	Illinois	W, 31-16	5-0
Oct. 8	10	Bloomington, Ind.	at Indiana	W, 27-22	6-0
Oct. 22	8	Lincoln, Neb.	Purdue	W, 27-14	7-0
Oct. 29	7	Madison, Wis.	#11 Wisconsin	L, 17-23 (ot)	7-1
Nov. 5	9	Columbus, Ohio	#6 Ohio State	L, 3-62	7-2
Nov. 12	21	Lincoln, Neb.	Minnesota	W, 24-7	8-2
Nov. 19	19	Lincoln, Neb.	Maryland	W, 28-7	9-2
Nov. 25	17	Iowa City, Iowa	Iowa	L, 10-40	9-3

NEBRASKA INDIVIDUAL LEADERS

RUSHING	ATT.	YDS	YPC	TD	KICK RETURNS	RET.	YDS	YPR	TD
Terrell Newby	181	864	4.8	7	Tre Bryant	23	508	22.1	0
Tommy Armstrong Jr.	113	512	4.5	8					
Devine Ozigbo	90	346	3.8	5					
PASSING	CMP-ATT-INT	PCT.	YDS	TD	PUNTING	NO.	YDS	AVG.	LONG
Tommy Armstrong Jr.	151-294-8	51.4	2,180	14	Caleb Lightbourn	58	2,279	39.3	58
Ryker Fyfe	31-63-1	49.2	315	2					
RECEIVING	REC.	YDS	YPC	TD	FIELD GOALS	MADE-ATT	PCT.	LONG	
Jordan Westerkamp	38	526	13.8	5	Drew Brown	11-13	84.6	51	
Stanley Morgan Jr.	30	425	14.2	2					
Alonzo Moore	20	375	18.8	2					
PUNT RETURNS	RET.	YDS	YPR	TD	TACKLES	SOLO	ALL	TFL	SACKS
De'Mornay Pierson-El	23	168	7.3	0	Josh Banderas	38	89	8	0.5
					Nathan Gerry	47	74	7	0.5
					Kieron Williams	41	65	3	0.0
					Michael Rose-Ivey	27	64	8	1.0
					Joshua Kalu	41	58	2	1.0
					Aaron Williams	27	55	5	2.0

NEBRASKA & TENNESSEE TEAM COMPARISON

NEBRASKA			CATEGORY (PER GAME)	TENNESSEE		
TOTAL	BIG TEN	NAT.		TOTAL	SEC	NAT.
178.2	6th	62nd	Rushing Offense	203.2	8th	43rd
207.9	8th	90th	Passing Offense	234.1	5th	62nd
386.1	8th	85th	Total Offense	437.3	8th	50th
26.8	6th	77th	Scoring Offense	36.3	2nd	26th
141.0	6th	34th	Rushing Defense	231.7	12th	111th
119.73	6th	29th	Pass Efficiency Defense	123.11	7th	42nd
209.6	10th	42nd	Pass Defense	228.5	10th	68th
350.6	4th	21st	Total Defense	460.2	11th	109th
22.8	6th	31st	Scoring Defense	29.3	9th	73rd
35.5	13th	126th	Net Punting	40.1	6th	20th
7.3	7th	75th	Punt Returns	11.4	4th	18th
22.0	5th	41st	Kickoff Returns	24.9	2nd	10th
18	7th	68th	Turnovers Gained	23	5th	29th
13	4th	12th	Turnovers Lost	25	13th	115th
+0.4	7th	31st	Turnover Margin	-0.2	10th	77th
2.2	8th	55th	Sacks	2.2	6th	55th
0.9	1st	6th	Sacks Allowed	2.1	8th	63rd
45%	3rd	28th	3rd-Down Offense	41%	8th	63rd
37%	7th	37th	3rd-Down Defense	38%	6th	54th

THE 2016 TENNESSEE VOLUNTEERS

2016 RESULTS (8-4, 4-4 SEC)

DATE	AP RANK	LOCATION	OPPONENT	RESULT	RECORD
Sept. 1	9	Knoxville, Tenn.	Appalachian State	W, 20-13 (ot)	1-0
Sept. 10	17	Bristol, Tenn.	Virginia Tech	W, 45-24	2-0
Sept. 17	15	Knoxville, Tenn.	Ohio	W, 28-19	3-0
Sept. 24	14	Knoxville, Tenn.	#19 Florida	W, 38-28	4-0
Oct. 1	11	Athens, Ga.	#12 Georgia	W, 34-31	5-0
Oct. 8	9	College Station, Texas	at #8 Texas A&M	L, 38-45	5-1
Oct. 15	9	Knoxville, Tenn.	#1 Alabama	L, 10-49	5-2
Oct. 29	18	Columbia, S.C.	South Carolina	L, 21-24	5-3
Nov. 5	RV	Knoxville, Tenn.	Tennessee Tech	W, 55-0	6-3
Nov. 12	RV	Knoxville, Tenn.	Kentucky	W, 49-36	7-3
Nov. 19	RV	Knoxville, Tenn.	Missouri	W, 63-37	8-3
Nov. 26	24	Nashville, Tenn.	Vanderbilt	L, 34-45	8-4

TENNESSEE INDIVIDUAL LEADERS

RUSHING	ATT.	YDS	YPC	TD	KICK RETURNS	RET.	YDS	YPR	TD
Joshua Dobbs	139	713	5.1	9	Evan Berry	14	460	32.9	1
Alvin Kamara	96	565	5.9	9					
John Kelly	83	560	6.7	4					
PASSING	CMP-ATT-INT	PCT.	YDS	TD	PUNTING	NO.	YDS	AVG.	LONG
Joshua Dobbs	202-319-12	63.3	2,655	26	Daniel Trevor	64	2,860	44.7	70
Quinten Dormady	11-17-0	64.7	148	0					
RECEIVING	REC.	YDS	YPC	TD	FIELD GOALS	MADE-ATT	PCT.	LONG	
Josh Malone	45	852	18.9	10	Aaron Medley	10-15	66.7	42	
Jauan Jennings	34	521	15.3	7					
Alvin Kamara	33	346	10.5	4					
PUNT RETURNS	RET.	YDS	YPR	TD	TACKLES	SOLO	ALL	TFL	SACKS
Alvin Kamara	18	184	10.2	0	Todd Kelly Jr.	45	67	2.0	1.0
					Micah Abernathy	51	66	3.0	0.0
					Rashaan Gaulden	49	63	6.0	0.0
					Colton Jumper	37	61	4.0	0.0
					Emmanuel Moseley	43	56	3.5	0.0
					Derek Barnett	35	50	18.0	12.0

NEBRASKA & TENNESSEE INDIVIDUAL COMPARISON

NEBRASKA		CATEGORY	TENNESSEE	
LEADER	TOTAL		LEADER	TOTAL
Terrell Newby	891	Rushing Yards	Joshua Dobbs	713
Tommy Armstrong Jr.	8	Rushing Touchdowns	Joshua Dobbs/Alvin Kamara	9
Tommy Armstrong Jr.	2,180	Passing Yards	Joshua Dobbs	2,655
Tommy Armstrong Jr.	14	Passing Touchdowns	Joshua Dobbs	26
Jordan Westerkamp	38	Receptions	Josh Malone	45
Jordan Westerkamp	526	Receiving Yards	Josh Malone	852
Josh Banderas	78	Tackles	Todd Kelly Jr.	67
Ross Dzuris	10	Tackles for Loss	Derek Barnett	18.0
Ross Dzuris	5.5	Sacks	Derek Barnett	12.0
Kieron Williams	5	Interceptions	Todd Kelly Jr.	2
Caleb Lightbourn	39.3	Punting Average	Trevor Daniel	44.7
De'Mornay Pierson-El	7.3	Punt Return Average	Alvin Kamara	10.2
Tre Bryant	22.1	Kickoff Return Average	Evan Berry	32.9
Drew Brown	11	Field Goals Made	Aaron Medley	10
Drew Brown	84.6	Field Goal Percentage	Aaron Medley	66.7
Tommy Armstrong Jr.	2,692	Total Offense	Joshua Dobbs	3,368
Terrell Newby	1,002	All-Purpose Yards	Alvin Kamara	1,111
Drew Brown	68	Scoring	Aaron Medley	86



TENNESSEE COACH
BUTCH JONES

- 4th Season (37-15)
- 4th College Season (37-15)
- 2-1 Bowl Record
- 0-0 vs. Nebraska
- 0-0 vs. Mike Riley

TENNESSEE'S 2016 SEASON

- Overall Record: 8-4
- SEC Record: 4-4
- Conference Finish: t-2nd in SEC East
- Home Record: 6-1
- Away Record: 1-3
- Neutral Record: 1-0
- vs. Non-Conference Opponents: 4-0
- vs. 2016 Bowl Teams: 6-4

TENNESSEE COACHING STAFF

- Head Coach: Butch Jones
- Offensive Coordinator: Mike DeBord
- Defensive Coordinator: Bob Shoop
- Assoc. Head Coach/DL: Steve Stripling
- Asst. Head Coach/DBs: Willie Martinez
- Asst. Head Coach/RBs: Robert Gillespie
- WRs/Passing Coordinator: Zach Azzanni
- LBs/Def. Run Game Coord.: Tommy Thigpen
- TEs/Special Teams Coord.: Larry Scott
- Offensive Line: Don Mahoney
- Graduate Assistant (Off.): Cameron Clemmons
- Graduate Assistant (Off.): Caleb Cox
- Graduate Assistant (Def.): Nathan Ollie
- Graduate Assistant (Def.): Jon Shalala
- Strength Coach: Michael Szerszen
- Senior Associate AD/Football: Mike Vollmar

TENNESSEE FOOTBALL HISTORY

- Seasons (First Year): 120 (1891)
- All-Time Record: 828-375-53
- National Ranking in All-Time Wins: 9th
- Conference Championships: 13
- National Titles: 6 (1938-40-50-51-67-98)
- Heisman Trophy Winners: 0

TENNESSEE BOWL HISTORY

- Bowl Games: 52
- Bowl Record: 27-24 (.529)
- Current Streak: Won 2
- Record vs. Big Ten Teams: 9-4
- Record vs. Nebraska: 0-2
- Record in Music City Bowl: 0-1

TENNESSEE QUICK FACTS

- Location: Knoxville, Tenn.
- Population: 185,291
- Founded: 1794
- Enrollment: 27,845
- Stadium: Neyland Stadium
- Capacity: 102,455
- Surface: Tifway 419 Bermuda Hybrid Grass
- Nickname: Volunteers
- Colors: Orange and White
- Conference: Southeastern
- Chancellor: Dr. Jimmy G. Cheek
- Vice Chancellor/Dir. of Athletics: Dave Hart

GENERAL INFO

- Bowl Website: www.musiccitybowl.com
- Stadium: Nissan Stadium (69,143)
- Home Team: Nebraska (www.huskers.com)
- Visiting Team: Tennessee (www.utsports.com)

NEBRASKA TRAVEL PLANS

Nebraska will fly from Lincoln to Nashville on Sunday, Dec. 25, via charter, and return to Lincoln immediately following the game on Friday, Dec. 30, via charter.

NEBRASKA PRACTICE FACILITY**Vanderbilt University (John Rich Complex)**

Near 2601 Jess Neely Dr.
Nashville, TN 37212
www.vucommoedores.com

MEDIA HOTEL**Renaissance Nashville Hotel**

611 Commerce St.
Nashville, TN 37203
(615) 255-8400

NEBRASKA TEAM HOTEL**Gaylord Opryland Resort**

2800 Opryland Dr.
Nashville, TN 37214
(615) 889-1000

TENNESSEE TEAM HOTEL**Gaylord Opryland Resort**

2800 Opryland Dr.
Nashville, TN 37214
(615) 889-1000

Tennessee Media Contact: Ryan Robinson

NISSAN STADIUM

1 Titans Way
Nashville, TN 37213
(615) 565-4300
www.titansonline.com/stadium

NEBRASKA COMMUNICATIONS

Nebraska Communications staff members will be in attendance for all practice and most media functions for the Music City Bowl.

**KEITH MANN****Asst. A.D./Communications**

- On Site: Dec. 25-30
- Cell Phone: (402) 540-0274
- E-Mail: kmann@huskers.com

**MATT SMITH****Assoc. Communications Dir.**

- On Site: Dec. 25-30
- Cell Phone: (402) 770-5926
- E-Mail: msmith@huskers.com

**CONNOR STANGE****Communications Intern**

- On Site: Dec. 27-30
- Cell Phone: (402) 560-3758
- E-Mail: cstange@huskers.com

Nebraska Assistant A.D./Creative & Emerging Media **Kelly Mosier** and Nebraska Director of Photography **Scott Bruhn** will also be on site during the duration of the Huskers' trip.

MUSIC CITY BOWL MEDIA INFORMATION**NEBRASKA MEDIA POLICIES AND PRACTICE PROCEDURES**

All of Nebraska's football practices are closed to the media. Practice reports following each of Nebraska's practices in Nashville will be e-mailed and posted on Huskers.com. Still photographers and videographers are welcome to shoot beginning of practice on selected days, but will be asked to leave after the allotted time is finished. Please wait to begin shooting until instructed to do so by media relations staff.

A full schedule of media availability for the Music City Bowl trip is below. Any changes or updates will be made available through the Nebraska Communications Office. There will be no phone interviews available from the bowl site, unless pre-arranged before departing for Nashville. All times are subject to change and are Eastern time.

TENTATIVE SCHEDULE FOR NEBRASKA IN NASHVILLE

DAY	EVENT	TIME	LOCATION/NOTES
SUNDAY, DEC. 25	DEPARTURE	2 P.M.	LINCOLN AIRPORT (CHARTER)
	ARRIVAL	TBA TBA	NASHVILLE AIRPORT (CHARTER) GAYLORD OPRYLAND
MONDAY, DEC. 26	PRACTICE	2:30 P.M.	VANDERBILT
	Media may shoot first 15 minutes of practice Coach Riley and 4-6 players available post-practice		
TUESDAY, DEC. 27	PRACTICE	2:30 P.M.	VANDERBILT
	Media may shoot first 15 minutes of practice Defensive Coordinator Mark Banker, requested defensive assistants and 4-6 defensive players available post-practice		
	WELCOME PARTY	7 P.M.	WILDHORSE SALOON
	Media photo opportunity with both teams		
WEDNESDAY, DEC. 28	PRACTICE	2:30 P.M.	VANDERBILT
	Media may shoot first 15 minutes of practice Offensive Coordinator Danny Langsdorf, requested offensive assistants and 4-6 offensive players available post-practice		
THURSDAY, DEC. 29	PRACTICE	4 P.M.	VANDERBILT
	No media availability		
	COACHES LUNCHEON	11:30 A.M.	GAYLOR OPRYLAND (HOTEL) (TENNESSEE BALLROOM)
	PRESS CONF.	1:15 P.M.	GAYLORD OPRYLAND (HOTEL)
	Nebraska Head Coach Mike Riley and Tennessee Head Coach Butch Jones Nebraska Coordinators Mark Banker & Danny Langsdorf Tennessee Coordinators Mike DeBor and Bob Shoop		
FRIDAY, DEC. 30	KICKOFF	2:30 P.M.	NISSAN STADIUM
	PRESS CONF. POSTGAME		NISSAN STADIUM ROOM 134.06
	Coach Riley and selected players available in press conference Assistants and other requested players available near locker room **Nebraska's locker room is closed to media on game day**		
	DEPART	AFTER GAME	NASHVILLE AIRPORT (CHARTER)

Please note all practice times are subject to slight changes. Practice time changes will be distributed to the media via e-mail, when possible. Please contact Music City Bowl staff for media availability at all team functions other than practice.

N NEBRASKA FOOTBALL

FIVE-TIME NATIONAL CHAMPIONS • MOST WINS IN THE NATION LAST 40, 50 & 60 YEARS



NEBRASKA
CORNHUSKERS

- **Record:** 9-3 (6-3, Big Ten)
- **Last Game:** Iowa, L, 40-10
- **Rankings:** AP-24; Coaches-21
- **Series:** Nebraska leads, 2-0
- **Coach:** Mike Riley
- **At Nebraska:** 15-10 (2nd year)
- **Career:** 108-90 (16th year)
- **vs. Tennessee:** first meeting



ESPN

Tom Hart, Play-by-Play
Andre Ware, Analyst
Cole Cubelic, Sidelines



TENNESSEE
VOLUNTEERS

- **Record:** 8-4 (4-4, SEC)
- **Last Game:** Vanderbilt, L, 45-34
- **Rankings:** CFP-21; AP-RV; Coaches-RV
- **Head Coach:** Butch Jones
- **At Tennessee:** 29-21 (4th year)
- **Career:** 79-48 (10th year)
- **vs. Nebraska:** first meeting

GAME 13: FRANKLIN AMERICAN MORTGAGE MUSIC CITY BOWL VS. TENNESSEE

DEC. 30, 2016 • 2:30 P.M. (CT)

NISSAN STADIUM

NASHVILLE, TENN.

CAPACITY: 69,143; SURFACE: NATURAL GRASS

105

Nebraska and Tennessee have combined for 105 bowl appearances, including 53 by Nebraska and 52 by Tennessee. The 105 combined bowl appearances is the most among any of the 2016 bowl matchups.

10

A victory in the Franklin American Mortgage Music City Bowl would be the Huskers' 10th win of the 2016 season. A 10th win would give NU its first 10-win season since 2012 and the 28th 10-win season in school history.

16

Nebraska's trip to Nashville marks its 16th bowl location and second in the state of Tennessee. This marks the second straight year Nebraska has appeared in a bowl game for the first time.

THE MATCHUP

Nebraska will play in its 53rd bowl game in school history in the 2016 Franklin American Mortgage Music City Bowl. The Huskers are set to take on Tennessee in Nissan Stadium in Nashville on Friday, Dec. 30. The game will be televised nationally on ESPN with a 2:30 p.m. CT kickoff.

The Huskers enter the Music City Bowl with a 9-3 record, including a 6-3 mark in Big Ten Conference play.

The 2016 campaign marked the 50th nine-win season in school history. Nebraska is ranked in both the Associated Press Poll at No. 24 and the USA Today Coaches Poll, checking in at No. 21.

Tennessee will make the short trip to Nashville with an 8-4 overall record, including a 4-4 mark in SEC action. Like Nebraska, the Volunteers were ranked in the top 10 earlier in the season. Tennessee features one of the nation's most explosive offenses, having gained at least 450 yards six times during the season, including each of the past four games.

The Music City Bowl will feature two of the most successful programs in college football history. The schools have combined for 105 bowl appearances, more than any other 2016 bowl matchup. Nebraska and Tennessee are also two of 10 programs with more than 800 all-time victories, with Nebraska checking in at No. 4 on the list with 889 wins.

The Music City Bowl matchup will be the third all-time meeting between the schools with NU winning each of the two contests, also in bowl games.

NEBRASKA FOOTBALL TOP 10

- Nebraska is 889-371-40 all-time, one of only 10 schools with 800 wins.
- The Cornhuskers rank fourth all-time with their 889 victories.
- Nebraska has won five national titles (1970, 1971, 1994, 1995, 1997).
- The Huskers have won 46 conference championships.
- Nebraska's 53 all-time bowl appearances are tied for second nationally.
- Three Huskers have won the Heisman Trophy (Rodgers, Rozier, Crouch).
- Nebraska's 107 football Academic All-Americans lead the nation.
- The Huskers have 110 first-team All-Americans in school history.
- Nebraska football is the only team in any sport in NCAA history to total 100 athletic and academic All-Americans.
- Memorial Stadium has been sold out every game since Nov. 3, 1962, a streak of 354 consecutive sellouts.



HUSKER RADIO

Greg Sharpe
Matt Davison
Brenden Stai

NATIONAL SIMULCASTS

• Sirius: 80 • XM: 80

ESPN RADIO

Anish Shroff
Ahmad Brooks
Dawn Davenport

1 **NEBRASKA** 43
FRESNO STATE 10

Sept. 3 • 7 p.m. (BTN)
Lincoln, Neb. • Memorial Stadium

2 **NEBRASKA** 52
WYOMING 17

Sept. 10 • 11 a.m. (ESPN2)
Lincoln, Neb. • Memorial Stadium

3 **NEBRASKA** 35
#22 OREGON 32

Sept. 17 • 2:30 p.m. (ABC)
Lincoln, Neb. • Memorial Stadium

4 **#20 NEBRASKA** 24
NORTHWESTERN 13

Sept. 24 • 6:30 p.m. (BTN)
Evanston, Ill. • Ryan Field

5 **#15 NEBRASKA** 31
ILLINOIS 16

Oct. 1 • 2:30 p.m. (ESPN2)
Lincoln, Neb. • Memorial Stadium

6 **#10 NEBRASKA** 27
INDIANA 22

Oct. 15 • 2:30 p.m. (ABC/ESPN2)
Bloomington, Ind. • Memorial Stadium

7 **#8 NEBRASKA** 27
PURDUE 14

Oct. 22 • 2:30 p.m. (ABC/ESPN2)
Lincoln, Neb. • Memorial Stadium

8 **#11 WISCONSIN** 23
#7 NEBRASKA 17 (OT)

Oct. 29 • 6 p.m. (ESPN)
Madison, Wis. • Camp Randall Stadium

9 **#6 OHIO STATE** 62
#9 NEBRASKA 3

Nov. 5 • 7 p.m. (ABC)
Columbus, Ohio • Ohio Stadium

10 **#21 NEBRASKA** 24
MINNESOTA 17

Nov. 12 • 6:30 p.m. (BTN)
Lincoln, Neb. • Memorial Stadium

11 **#19 NEBRASKA** 28
MARYLAND 7

Nov. 19 • 11 a.m. (ESPNNews)
Lincoln, Neb. • Memorial Stadium

12 **IOWA** 40
#17 NEBRASKA 10

Nov. 25 • 2:30 p.m. (ABC)
Iowa City, Iowa • Kinnick Stadium

13 **MUSIC CITY BOWL-NASHVILLE, TENN.**
#24 NEBRASKA 9-3
TENNESSEE 8-4
Dec. 30 • 2:30 p.m. (ESPN) • Nissan Stadium

NEBRASKA IN BOWL GAMES

Year	Bowl	Opp.	NU/Opp. AP Rank	Result
(BIFF JONES 0-1)				
1941*	Rose	Stanford	7/2	L, 13-21
(BILL GLASSFORD 0-1)				
1955*	Orange	Duke	-/14	L, 7-34
(BOB DEVANEY 6-3)				
1962	Gotham	Miami	-/-	W, 36-34
1964*	Orange	Auburn	6/5	W, 13-7
1965*	Cotton	Arkansas	6/2	L, 7-10#
1966*	Orange	Alabama	3/4	L, 28-39#
1967*	Sugar	Alabama	6/3	L, 7-34
1969	Sun	Georgia	14/-	W, 45-6
1971*	Orange	Louisiana St.	3/5	W, 17-12#
1972*	Orange	Alabama	1/2	W, 38-6#
1973*	Orange	Notre Dame	9/12	W, 40-6
(TOM OSBORNE 12-13)				
1974*	Cotton	Texas	12/8	W, 19-3
1974*	Sugar	Florida	8/18	W, 13-10
1975	Fiesta	Arizona State	6/7	L, 14-17
1976	Astro-BB	Texas Tech	13/9	W, 27-24
1977	Liberty	North Carolina	12/14	W, 21-17
1979*	Orange	Oklahoma	6/4	L, 24-31
1980*	Cotton	Houston	7/8	L, 14-17
1980	Sun	Miss. State	8/17	W, 31-17
1982*	Orange	Clemson	4/1	L, 15-22#
1983*	Orange	Louisiana St.	3/13	W, 21-20
1984*	Orange	Miami	1/5	L, 30-31#
1985*	Sugar	Louisiana State	4/12	W, 28-10
1986*	Fiesta	Michigan	7/5	L, 23-27
1987*	Sugar	Louisiana State	6/5	W, 30-15
1988*	Fiesta	Florida State	5/3	L, 28-31
1989*	Orange	Miami	6/2	L, 3-23
1990*	Fiesta	Florida State	6/5	L, 17-41
1991*	Citrus	Georgia Tech	19/2	L, 21-45#
1992*	Orange	Miami	11/1	L, 0-22#
1993*	Orange	Florida State	11/3	L, 14-27
1994*	Orange	Florida State	2/1	L, 16-18#
1995*	Orange	Miami	1/3	W, 24-17#
1996*	Fiesta	Florida	1/2	W, 62-24#
1996*	Orange	Virginia Tech	6/10	W, 41-21
1998*	Orange	Tennessee	2/3	W, 42-17#
(FRANK SOLICH 2-3)				
1998	Holiday	Arizona	14/5	L, 20-23
2000*	Fiesta	Tennessee	3/6	W, 31-21
2000	Alamo	Northwestern	9/18	W, 66-17
2002*	Rose	Miami	4/1	L, 14-37#
2002	Indepen.	Mississippi	-/-	L, 23-27
(BILL CALLAHAN, 1-1)				
2005	Alamo	Michigan	-/20	W, 32-28
2007*	Cotton	Auburn	22/10	L, 14-17
(BO PELINI, 4-3)				
2003	Alamo**	Michigan St.	22/-	W, 17-3
2009	Gator*	Clemson	-/-	W, 26-21
2009	Holiday	Arizona	20/22	W, 33-0
2010	Holiday	Washington	17/-	L, 7-19
2012	Cap. One*	South Carolina	21/10	L, 13-30
2013	Cap. One*	Georgia	23/6	L, 31-45
2014	Gator*	Georgia	-/23	W, 24-19
(BARNEY COTTON, 0-1)				
2014	Holiday**	USC	25/24	L, 42-45
(MIKE RILEY, 1-0)				
2015	Foster Farms	UCLA	-/-	W, 37-29
2016	Music City	Tennessee	24/-	

winner won or shared national championship

* year is when game was played—not season;

**-interim coach

NEBRASKA BOWL SUMMARY

- » 53 Bowls (tie-2nd all-time): 26-26
- » vs. SEC schools in bowl games: 13-7
- » Bowl games in Tennessee: 0-1

NEBRASKA BY BOWL

- » Alamo: 3-0
- » Astro Bluebonnet: 1-0
- » Citrus: 0-3
- » Cotton: 1-3
- » Fiesta: 2-4
- » Foster Farms: 1-0
- » Gator: 2-0
- » Gotham: 1-0
- » Holiday: 1-3
- » Independence: 0-1
- » Liberty: 1-0
- » Orange: 8-9
- » Rose: 0-2
- » Sun: 2-0
- » Sugar: 3-1

HUSKER BOWL HISTORY**NEBRASKA SET FOR 53RD ALL-TIME BOWL APPEARANCE**

Nebraska is participating in the 53rd bowl game in school history with its appearance in the Music City Bowl against Tennessee. Nebraska is one of only seven programs with 50 or more bowl appearances, and its 53 bowl appearances are tied for second all-time with Texas, trailing only Alabama (63).

The Huskers have played in the postseason in 46 of the past 48 seasons, including an NCAA-record 35 straight bowl games from 1969 to 2003. Nebraska owns a 26-26 all-time bowl record. Nebraska's 26 all-time bowl victories rank eighth nationally.

- Nebraska's Music City Bowl opponent, Tennessee, is making its 52nd bowl appearance. The 52 bowl appearances rank in a tie for fourth nationally.
- Nebraska and Tennessee have combined for 105 all-time bowl appearances, the most among 2016 bowl games.
- Nebraska and Tennessee have also combined for the second-most bowl victories among 2016-17 bowl matchups with 53.
- The Music City Bowl matchup also tops all 2016 bowl matchups in terms of all-time victories, as the schools are two of 10 programs with more than 800 all-time wins. Nebraska is fourth at 889 wins, with Tennessee checking in at 828 victories.

ALL-TIME BOWL VICTORIES

1. Alabama	35
2. USC	33
3. Penn State	29
Georgia	29
5. Oklahoma	28
6. Texas	27
Tennessee	27
8. Nebraska	26

Nebraska played the first of its bowl games in the Rose Bowl, when No. 7 Nebraska lost to No. 2 Stanford, 21-13, following the 1940 season. Nebraska's 35 consecutive bowls began with a 45-6 win over Georgia in the 1969 Sun Bowl, and ended following its appearance in the 2003 Alamo Bowl.

HUSKERS MAKE FIRST-EVER TRIP TO MUSIC CITY BOWL

Nebraska's trip to the Music City Bowl adds a new bowl locale for the Big Red. The Nashville bowl becomes the 16th bowl in which Nebraska has participated.

The bowl game in the state of Tennessee is Nebraska's second, adding to an appearance in the 1977 Liberty Bowl in Memphis. The Huskers defeated North Carolina, 21-17, in that game.

- The Music City Bowl marks Nebraska's first bowl game outside of California, Florida or Texas since the 2002 Independence Bowl.

NEBRASKA ATTEMPTS TO PUSH ALL-TIME BOWL RECORD OVER .500

Nebraska will enter its Music City Bowl matchup against Tennessee with a 26-26 all-time bowl record, evening its mark with last year's win over UCLA in the Foster Farms Bowl. Nebraska had moved its bowl record to 24-22, before losing four of five bowl games between 2010 and 2014.

- Mike Riley is one of nine Nebraska coaches to guide the Huskers in a bowl game.
- By coach in bowl games, Nebraska was 0-1 under Biff Jones, 0-1 under Bill Glassford, 6-3 under Bob Devaney, 12-13 under Tom Osborne, 2-3 under Frank Solich, 1-1 under Bill Callahan, 4-3 under Bo Pelini, 0-1 under Barney Cotton, and 1-0 under Riley.

HUSKERS AND TENNESSEE HAVE BOWL HISTORY

The Music City Bowl matchup against Tennessee will mark the third bowl matchup between the two schools.

Nebraska previously defeated the Volunteers in the 1998 Orange Bowl and the 2000 Fiesta Bowl. Those games both matched teams ranked in the top six in the Associated Press Poll. Nebraska captured a share of the national championship with its 1998 Orange Bowl win and secured a 12-win season and No. 2 final ranking with the 2000 Fiesta Bowl victory.

NEBRASKA-TENNESSEE SERIES**Games: 2****Standing:** Nebraska leads, 2-0**Bowl Games:** Nebraska leads, 2-0

Date	Site	Rank NU/UT	Result	Score
1/2/1998*	Miami	2/3	W	42-17
1/2/2000**	Tempe	3/6	W	31-21

*-Orange Bowl

**-Fiesta Bowl

- Tennessee will become the sixth team that Nebraska has faced three or more times in a bowl game. NU has also faced Miami (6), LSU (4), Florida State (4), Alabama (3) and Georgia (3) at least three times in the postseason.
- The 1998 Orange Bowl game against Tennessee marked the final game of the coaching career for Hall of Fame Coach Tom Osborne.

- Ironically, Nebraska and Tennessee were originally scheduled to play in Lincoln this season on Sept. 10 as part of a home-and-home series. However, in 2013 the series was re-scheduled and Nebraska played Oregon this season, while Tennessee took on Virginia Tech in Bristol, Tenn. The Huskers and Vols are now scheduled for a home-and-home series in 2026 and 2027.

NU TO ADD TO LONG HISTORY VS. SEC IN BOWL GAMES

Nebraska's matchup with Tennessee will continue a long tradition of Husker bowl matchups against the Southeastern Conference. The game will mark the Huskers' 21st all-time bowl game against an SEC foe, more than any other conference.

- The Huskers will be meeting an SEC opponent for the first time since the 2014 TaxSlayer Gator Bowl against Georgia. The game will mark the fourth bowl in the past six seasons against an SEC opponent.
- The Huskers first met an SEC opponent in the postseason with a 13-7 victory over Auburn in the 1964 Orange Bowl.
- Nebraska has played 10 SEC schools in bowl games, including three games against Tennessee. NU has played every SEC team in a bowl game except Kentucky, Vanderbilt and former Big 12 foes Missouri and Texas A&M.
- The Huskers had an impressive 11-game bowl winning streak against SEC opponents from the 1969 Sun Bowl to the 2000 Fiesta Bowl. In that stretch, NU defeated five top-5 SEC teams.
- While Nebraska regularly faces SEC foes in bowl games, regular-season matchups are uncommon. The scheduled home-and-home with Tennessee in 2026 and 2027 is the next scheduled matchup with an SEC opponent.
- NU last played an SEC foe in the regular season when it faced Auburn in 1981 and 1982. The Huskers' meetings against South Carolina in 1986 and 1987 occurred when the Gamecocks were an independent. Nebraska did face current SEC schools Missouri and Texas A&M multiple times when all three schools were in the Big 12.
- Coach Mike Riley has faced just one SEC opponent in his coaching career. His 2004 Oregon State team lost 22-21 in overtime at No. 3 LSU in the season opener.

NEBRASKA VS. SEC IN BOWLS

Year	Bowl	Opponent	Rankings	Result
1964	Orange	Auburn	6/5	W, 13-7
1965	Cotton	Arkansas	6/2	L, 7-10
1966	Orange	Alabama	3/4	L, 28-39
1967	Sugar	Alabama	6/3	L, 7-34
1969	Sun	Georgia	14/NR	W, 45-6
1971	Orange	LSU	3/5	W, 17-12
1972	Orange	Alabama	1/2	W, 38-6
1974	Sugar	Florida	8/18	W, 13-10
1980	Sun	Mississippi St.	8/17	W, 31-17
1983	Orange	LSU	3/13	W, 21-20
1985	Sugar	LSU	4/12	W, 28-10
1987	Sugar	LSU	6/5	W, 30-15
1996	Fiesta	Florida	1/2	W, 62-24
1998	Orange	Tennessee	2/3	W, 42-17
2000	Fiesta	Tennessee	3/6	W, 31-21
2002	Indepen.	Mississippi	NR/NR	L, 23-27
2007	Cotton	Auburn	22/10	L, 14-17
2012	Cap. One So.	Carolina	21/10	L, 13-30
2013	Cap. One	Georgia	23/6	L, 31-45
2014	Gator	Georgia	NR/23	W, 24-19

RILEY LOOKS TO CONTINUE BOWL GAME SUCCESS

Second-year Nebraska Head Coach Mike Riley has enjoyed a history of success in bowl games. The Huskers' Foster Farms Bowl win over UCLA last season improved Riley to 7-2 all-time in bowl games.

- Riley's .778 bowl winning percentage puts him fifth in winning percentage in bowl games among coaches with at least eight bowl appearances. He is third in winning percentage among active head coaches.

ALL-TIME BEST BOWL GAME WIN PCT. (MIN. 8 BOWLS)

Rk.	Coach	Record	Win Pct.
1.	Kyle Whittingham*	9-1	.900
2.	John Robinson	8-1	.889
3.	Urban Meyer*	10-2	.820
4.	Tom O'Brien	8-2	.800
5.	Mike Riley*	7-2	.778

*-active coaches

- A victory over Tennessee would make Riley just the fifth coach in NCAA history to win eight of his first 10 bowl games. He would join Kyle Whittingham, Urban Meyer, Tom O'Brien and Bobby Dodd on that list.
- Riley was 6-2 in bowl games at Oregon State, including winning each of his first five bowl games as a head coach.
- Riley is one of six coaches in NCAA history to win his first five bowl games as a head coach, and one of 18 coaches in NCAA history to win five straight bowl games.
- Riley's 7-2 bowl record includes a 5-1 record in bowl games against opponents from Power Five Conferences.
- With seven bowl victories, Riley is one of just eight active FBS head coaches with at least seven bowl victories.

HUSKERS SET FOR BOWL GAME IN NFL STADIUM

Nebraska's Music City Bowl matchup against Tennessee at Nissan Stadium continues a recent trend for the Huskers. Nissan Stadium is the home of the Tennessee Titans, and the Music City Bowl marks the fourth straight year NU has played its bowl game in an NFL venue.

- Nebraska played the 2014 TaxSlayer Gator Bowl in Jacksonville (Jaguars), the 2014 Holiday Bowl in San Diego (Chargers) and the 2015 Foster Farms Bowl in Santa Clara, Calif. (49ers).
- Since 2004, Nebraska has played 15 games in NFL stadiums. The Huskers are 7-8 in those games.



BIG TEN STANDINGS

WEST DIVISION

Place	Team	Overall	Big Ten
1.	Wisconsin	10-3	7-2
2.	Nebraska	9-3	6-3
	Iowa	8-4	6-3
4.	Minnesota	8-4	5-4
	Northwestern	6-6	5-4
6.	Illinois	3-9	2-7
7.	Purdue	3-9	1-8

EAST DIVISION

Place	Team	Overall	Big Ten
1.	Penn State	11-2	8-1
	Ohio State	11-1	8-1
3.	Michigan	10-2	7-2
4.	Indiana	6-6	4-5
5.	Maryland	6-6	3-6
6.	Michigan State	3-9	1-8
7.	Rutgers	2-10	0-9

Big Ten Championship Game

Penn State 38, Wisconsin 31

BIG TEN TO SEND RECORD-TYING 10 TEAMS TO BOWL GAMES

Nebraska is one of a record 10 Big Ten schools that will play in the postseason in 2016. This marks the second straight year the Big Ten has sent 10 teams to bowl games.

Ohio State leads the way, qualifying for the College Football Playoff where the Buckeyes will meet Clemson in the Fiesta Bowl in a semifinal. Penn State (Rose), Michigan (Orange) and Wisconsin (Cotton) also earned spots in New Year's Six bowl games.

Nebraska is one of five Big Ten West teams in bowl games, including Wisconsin, Iowa (Outback), Minnesota (Holiday), and Northwestern (Pinstripe).

Eight of Nebraska's 12 opponents in 2016 qualified for bowl games. Nebraska owns a 5-3 record against bowl teams. Tennessee posted a 6-4 record against bowl qualifiers.

BIG TEN BOWL GAMES (ALL TIMES CT)

- Quick Lane Bowl—Monday, Dec. 26
Maryland vs. Boston College, 1:30 p.m.
- Holiday Bowl—Tuesday, Dec. 27
Minnesota vs. Washington State, 6 p.m.
- Pinstripe Bowl—Wednesday, Dec. 28
Northwestern vs. Pittsburgh, 1 p.m.
- Foster Farms Bowl—Wednesday, Dec. 28
Indiana vs. Utah, 7:30 p.m.
- Music City Bowl—Friday, Dec. 30
Nebraska vs. Tennessee, 2:30 p.m.
- Capital One Orange Bowl—Friday, Dec. 30
Michigan vs. Florida State, 7 p.m.
- Fiesta Bowl—Saturday, Dec. 31 (CFP Semifinal)
Ohio State vs. Clemson, 6 p.m.
- Outback Bowl—Monday, Jan. 2
Iowa vs. Florida, Noon
- Cotton Bowl—Monday, Jan. 2
Wisconsin vs. Western Michigan, Noon
- Rose Bowl—Monday, Jan. 2
Penn State vs. USC, 4 p.m.

NATIONAL RANKINGS

ASSOCIATED PRESS (DEC. 4)

Rk.	Team (1st)	Record	Points
1.	Alabama (61)	13-0	1,525
2.	Ohio State	11-1	1,444
3.	Clemson	12-1	1,396
4.	Washington	12-1	1,329
5.	Penn State	11-2	1,252
6.	Michigan	10-2	1,249
7.	Oklahoma	10-2	1,173
8.	Wisconsin	10-3	1,054
9.	USC	9-3	1,040
10.	Florida State	9-3	889
11.	Colorado	10-3	886
12.	Western Michigan	13-0	871
13.	Oklahoma State	9-3	800
14.	West Virginia	10-2	788
15.	Louisville	9-3	542
16.	Stanford	9-3	508
17.	Auburn	8-4	493
18.	Virginia Tech	9-4	372
19.	LSU	7-4	351
20.	Florida	8-4	331
21.	Iowa	8-4	272
22.	Pitt	8-4	237
23.	Temple	10-3	229
24.	NEBRASKA	9-3	196
25.	South Florida	10-2	173

USA TODAY COACHES (DEC. 4)

Rk.	Team (1st)	Record	Points
1.	Alabama (58)	13-0	1,450
2.	Ohio State	11-1	1,354
3.	Clemson	12-1	1,347
4.	Washington	12-1	1,283
5.	Penn State	11-2	1,186
6.	Michigan	10-2	1,181
7.	Oklahoma	10-2	1,128
8.	Wisconsin	10-3	992
9.	USC	9-3	981
10.	Florida State	9-3	898
11.	Colorado	10-3	828
12.	West Virginia	10-2	806
13.	Oklahoma State	9-3	754
14.	Western Michigan	13-0	634
15.	Louisville	9-3	631
16.	Stanford	9-3	542
17.	Auburn	8-4	504
18.	Florida	8-4	421
19.	Virginia Tech	9-4	374
20.	LSU	7-4	359
21.	NEBRASKA	9-3	241
22.	South Florida	10-2	197
23.	Utah	8-4	170
24.	Temple	10-3	126
25.	Iowa	8-4	97

HUSKERS IN THE 2016 POLLS

Date	AP	C	CFP	Result
Pre.	RV	RV		def. Fresno St., 43-10
9-5	RV	RV		def. Wyoming, 52-17
9-11	RV	RV		def. Oregon, 35-32
9-18	20	20		def. NW, 24-13
9-25	15	15		def. Illinois, 31-16
10-2	12	12		bye week
10-10	10	9		def. Indiana, 27-22
10-16	8	9		def. Purdue, 27-14
10-23	7	t6		lost, Wisc., 23-17 (ot)
10-30	9	10	10	lost, Ohio State, 62-3
11-6	21	20	19	def. Minnesota, 24-17
11-13	19	17	18	def. Maryland, 28-7
11-20	17	15	16	lost to Iowa, 40-10
11-27	23	22	NR	did not play
12-4	24	21	NR	

HUSKERS REMAIN IN NATIONAL RANKINGS

Nebraska remained in both the Associated Press and USA Today Coaches Polls heading into bowl action. The Huskers check in at No. 21 in the coaches poll and are No. 24 in the AP ranking. The Huskers are unranked in the College Football Playoff rankings.

Tennessee will enter the Music City Bowl unranked in the AP and coaches polls, but is No. 21 in the CFP rankings.

Nebraska began the season unranked before entering the national polls after starting 3-0. The Huskers have been ranked in each of the past 12 polls.

- The No. 7 ranking in the Oct. 23 AP poll was the Huskers' highest since being ranked No. 5 in the country in October of 2010.
- Nebraska moved into the top 10 on Oct. 10 prior to its game at Indiana. The Huskers' top-10 ranking was its first since November of 2011.
- The No. 10 ranking in the College Football Playoff poll on Nov. 1 was Nebraska's highest in the three years of the poll. NU was 13th in the Nov. 4, 2014 poll.

HUSKERS MAKE HISTORIC WIN IMPROVEMENT IN 2016

Nebraska posted a 9-3 regular-season record in 2016. The nine wins not only ensured the 50th season in school history with nine or more wins, but it also represented a large turnaround.

- After posting a 5-7 regular-season record and 6-7 overall record in 2015, the Huskers made a four-win jump in the regular season. The 2016 season is just the sixth time in school history Nebraska has improved by four or more victories in the regular season.
- This year's win improvement is Nebraska's best in the regular season since 1962.

REGULAR-SEASON WIN IMPROVEMENT

Season	Record	Season	Record	Improvement
1899	1-7-1	1900	6-1-1	+5
1961	3-6-1	1962	8-2	+5
2015	5-7	2016	9-3	+4
1909	3-3-2	1910	7-1	+4
1930	4-3-2	1931	8-2	+4
1938	3-5-1	1939	7-1-1	+4

Note: Nebraska won a bowl game in 1962 to finish 9-2 and have an overall +6 win improvement

- Nebraska would post its 28th 10-win season in school history with a win over Tennessee. The Huskers' most recent 10-win season was in 2012.

NEBRASKA ENJOYS STRONG SECOND YEAR UNDER RILEY

The four-win improvement is the biggest historical milestone for Nebraska. However, NU has posted several other notable accomplishments in the 2016 season.

- Nebraska started 7-0 before losing in overtime at Wisconsin. The 7-0 record was NU's best start since opening 11-0 in 2001.
- Nebraska had an eight-game win streak before a loss at Wisconsin, its longest win streak since its 13-game win streak spanning the 2000 and 2001 seasons. NU had four six-game winning streaks between 2008 and 2014.
- The Huskers opened Big Ten play with four straight wins, marking Nebraska's best conference start since 2001 when NU opened Big 12 action by winning its first seven games.
- The 7-0 start for Nebraska is the best for Mike Riley in his 16 seasons as a college head coach. The Huskers' eight-game win streak was also the longest of Riley's career.

HUSKERS DOMINATE FOES IN FOURTH QUARTER

Nebraska owes much of its 2016 success to being a dominant fourth-quarter team. Nebraska owns a 74-point advantage in the fourth quarter, the third-best mark in the country.

- Nebraska scored the decisive touchdown in the final quarter against Minnesota and out-scored the Gophers, 14-0, after half.
- NU forced overtime at Wisconsin by having a 10-0 fourth-quarter edge. NU held the ball for 9:41 in the final quarter.
- The Huskers closed out their win over Purdue with a 10-0 fourth-quarter edge. NU out-yarded Purdue, 114-52, in the final quarter.
- In a win at Indiana, NU scored 10 fourth-quarter points to clinch the win. NU held the ball for 11:16 and outgained IU 150-80 in the final quarter.
- Against Illinois, Nebraska had a 149-18 advantage in yards in the final quarter. The Huskers also had a 6-0 advantage in first downs and held the ball for 10:59.
- Eight of 12 NU foes rushed for 10 or fewer yards in the fourth quarter.

2016 FOURTH QUARTER SCORING

Game	Nebraska	Opp.	Margin
Fresno State	22	0	+22
Wyoming	28	0	+28
Oregon	7	6	+1
Northwestern	0	0	0
Illinois	21	0	+21
Indiana	10	7	+3
Purdue	10	0	+10
Wisconsin	10	0	+10
Ohio State	0	7	-7
Minnesota	7	0	+7
Maryland	0	7	-7
Iowa	0	14	-14
Totals	115	41	+74

4TH-QUARTER SCORING MARGIN (FBS)

Team	4th-Qtr. Margin
Penn State	+111
Alabama	+85
NEBRASKA	+74
Western Michigan	+63
TCU	+62
Tennessee	+56

2016 HUSKERS FLIP THE SCRIPT IN TURNOVER MARGIN

After talking throughout the off-season about improving in the turnover department, Nebraska delivered in 2016. The Huskers are +5 in turnover margin entering the Music City Bowl after having a -12 turnover margin in 2015. Nebraska has had a positive turnover margin just once in the past 12 seasons (+5 in 2009).

- Nebraska's +17 turnover improvement from 2015 to 2016 marks the second-best turnover improvement in school history.

TURNOVER IMPROVEMENT SINCE WWII

Season	TO +/-	Season	TO +/-	Improvement
2002	-3	2003	+23	+26
2015	-12	2016	+5	+17
2008	-11	2009	+5	+16
1968	-10	1969	+6	+16

- Nebraska ranked 117th in turnover margin last season, while its +0.42 margin in 2016 is 31st nationally. The 86-spot improvement is the third-best among FBS schools, trailing only Miami (Ohio) and Idaho.
- Nebraska cut its turnovers from 27 to 13 this season. The 13 turnovers ranked 12th nationally in fewest turnovers committed. Only two schools had a better improvement in turnovers lost than NU's 14 turnover improvement.
- Nebraska did not turn the ball over in each of its final three games. This marks the first time Nebraska has had three straight games without a turnover since a four-game stretch in 1995.
- The Nebraska defense has 16 interceptions this season after posting 10 in 2015. The 16 interceptions rank 12th nationally, and are the most by the Huskers since picking off 19 passes in 2010.
- NU has scored 59 points on its 17 takeaways, while opponents have 32 points off 13 NU turnovers.
- Nebraska has won 19 consecutive games when it has a positive turnover margin dating back to a 2011 loss to Northwestern. NU is 7-0 under Mike Riley when it wins the turnover battle.
- Nebraska had four games this season without a turnover-vs. Fresno State, Minnesota and Maryland, and at Iowa. The Huskers were 3-1 in those games.
- The Huskers had six takeaways, including five interceptions, against Wyoming. Those are the best totals in those categories since posting the same numbers against Idaho in 2010.
- The Huskers' plus-5 in turnover margin against Wyoming was their best since a +8 turnover margin against Texas A&M in 2003.
- Nebraska's performance in the first two games marked the first time the Huskers were +2 or better in turnover margin in consecutive games since the final two games of the 2003 season.

OPPOSING PASSERS FINDING TOUGH GOING IN 2016

Nebraska ranked as one of the nation's most improved defenses in 2016, most notably in the pass defense department.

- Nebraska allows 209.6 yards passing per game to rank 42nd in the nation. Nebraska ranked 121st in the nation last year, averaging 290.5 yards per game. The 79-spot improvement ranked as the second-best in the country in the pass defense category.
- The Huskers limited seven opponents to less than 200 yards passing in the regular season. Last season, the first seven opponents all topped 250 passing yards.
- Nebraska has intercepted 16 passes to rank 12th in the nation. The Huskers also rank 29th nationally in pass efficiency defense with a 119.7 rating.
- The Huskers have allowed 15 passing touchdowns. Oregon did not have a touchdown pass against the Huskers, ending an NCAA record streak of 82 straight games for the Ducks with a passing TD.

BLACKSHIRTS MAKE BIG GAINS IN TOTAL DEFENSE RANKINGS

The vast improvement in pass defense spurred the Blackshirt defense to rank among the nation's most improved overall defenses.

Nebraska finished the regular season allowing an average of 350.6 yards per game. That total ranked fourth in the Big Ten and 21st nationally. In 2015, Nebraska ranked 64th in the nation in total defense, allowing 400.4 yards per game.

- The 43-spot improvement in national total defense ranking was the fifth best among all FBS Power Five Conference teams.

2016 TOTAL DEFENSE IMPROVEMENT AMONG POWER FIVE SCHOOLS

Team	Total Defense Ranking		
	2015	2016	Improvement
Indiana	120	41	+79
Colorado	85	17	+68
Kansas St.	105	51	+54
Auburn	71	20	+51
Nebraska	64	21	+43

- Nebraska also made strides in scoring defense. The Huskers are allowing 22.8 points per game to rank 31st in the nation. Nebraska limited seven opponents to 17 or fewer points.

2016 DEFENSE GAME-BY-GAME

RUSHING DEFENSE

Game	Att.	Yds.	TD	Long
FS	26	31	0	19
WYO	31	131	1	42
ORE	47	336	5	50
NW	32	137	1	42
ILL	21	124	1	31
IND	30	88	1	33
PUR	22	24	0	9
WIS	38	223	2	41
OSU	42	238	2	24
MINN	34	85	2	31
MARY	25	11	0	11
IOWA	47	264	3	75

PASSING DEFENSE

Game	Passes	Yds.	TD	Long	Sacks
FS	24-43-2	243	1	32	4-21
WYO	16-32-5	189	1	35	1-7
ORE	14-23-0	146	0	25	1-5
NW	25-38-2	251	1	24	4-17
ILL	14-23-0	146	0	26	1-9
IND	24-39-2	245	1	36	3-24
PUR	25-45-2	309	2	88	3-32
WIS	14-23-2	114	1	30	2-10
OSU	32-44-0	352	4	75	0-0
MINN	18-28-1	180	0	29	0-0
MARY	15-31-0	191	1	92	5-35
IOWA	10-15-0	144	3	77	2-13

SACKS/TFL

Game	Sacks	Yds.	TFL	Yards
FS	4	21	7	27
WYO	1	7	5	14
ORE	1	4	4	11
NW	4	17	9	23
ILL	1	9	4	14
IND	3	24	7	28
PUR	3	32	4	34
WIS	2	10	4	12
OSU	0	0	3	5
MINN	0	0	5	6
MARY	5	35	7	39
IOWA	2	13	3	15

2016 TEAM GAME-BY-GAME

TURNOVER MARGIN

Game	Turnovers			Takeaways			+/-
	Fumb.	INT	Total	Fumb.	INT	Total	
FS	0	0	0	0	2	2	+2
WYO	0	1	1	1	5	6	+5
ORE	1	0	1	0	0	0	-1
NW	2	0	2	0	2	2	0
ILL	1	1	2	0	0	0	-2
IND	0	2	2	0	2	2	0
PUR	0	2	2	0	1	1	+1
WIS	0	2	2	0	2	2	0
OSU	0	2	2	1	0	1	-1
MINN	0	0	0	0	1	1	+1
MARY	0	0	0	0	0	0	0
IOWA	0	0	0	0	0	0	0

PENALTIES

Game	NU		Opponent	
	Pen.	Yds.	Pen.	Yds.
FS	7	80	4	29
WYO	7	93	5	42
ORE	7	55	13	126
NW	4	60	4	36
ILL	3	35	7	48
IND	9	53	1	10
PUR	7	67	4	32
WIS	2	10	1	5
OSU	4	43	4	35
MINN	8	81	2	15
MARY	2	20	5	65
IOWA	8	57	7	70

HUSKERS REMEMBER SAM FOLTZ

Nebraska lost a member of its family this summer, when senior punter Sam Foltz passed away in an automobile accident on July 23.

The latest success story of the Huskers' legendary walk-on program, Foltz embodied Nebraska's commitment to success on the field, in the classroom and in the community. On the field, he was the 2015 Big Ten Punter of the Year and his career average of 42.6 yards per punt ranked fifth all-time at Nebraska. In the classroom, Foltz was a five-time member of the Nebraska Scholar-Athlete Honor Roll, and he earned his degree in agronomy last May. Foltz was also active in the community, earning spots on both the Brook Berringer and Tom Osborne Citizenship teams in 2016, when he was also awarded a Nebraska Student-Athlete HERO Leadership Award for his leadership and dedicated community service.

INITIATIVES TO HONOR SAM FOLTZ

- Nebraska football players wore a special "SF27" decal (pictured) on their helmets throughout the season to honor Foltz's memory. The logo was also featured on players' game-day hats, sweatshirts and compression shirts, as well as on the coaches' sideline polo shirts.
- Nebraska's annual student-athlete HERO Leadership Award will be renamed the Sam Foltz Hero 27 Leadership Award. The award will be presented annually to 27 student-athletes across all sports who exhibit strong leadership qualities, commitment to service and ability to encourage/empower peers.
- The Sam Foltz Memorial Scholarship has been created and was presented to Drew Brown before the first game. The Foltz Scholarship will be presented annually to a member of the football team who embodied Foltz's traits of leadership, excellence in the community and in the classroom.
- Nebraska selected a Sam Foltz Captain of the Week who joined the season-long captains. The Foltz captain carried a flag onto the field honoring Foltz's memory.

**SAM FOLTZ**

January 21, 1994 - July 23, 2016

GERRY REWARDED FOR PLAY AS LEADER OF HUSKER SECONDARY

Senior safety **Nathan Gerry** has been a fixture for the defense the past four seasons, and will complete his Nebraska career in the Music City Bowl. Gerry was honored for an outstanding 2016 campaign.

A second-team All-Big Ten choice by the media, Gerry earned first-team All-America Honors from Pro Football Focus and was a second-team All-America choice by USA Today.

Gerry is completing his second season as a captain in 2016, and has 40 career starts. Gerry has 74 tackles this season to rank second on the team. He also has four interceptions, seven tackles for loss and eight breakups.

Gerry opened his season against Wyoming with two interceptions and a team-high seven tackles. His play earned him Big Ten Defensive Player-of-the-Week honors. He added his second two-interception game of the season at Wisconsin with a pair of fourth-quarter picks.

Gerry has led the Huskers in tackles multiple times this season. He had a team-high nine tackles against Oregon, and a team-high eight stops, with two tackles for loss and two breakups at Northwestern. At Indiana he made eight tackles, including two for loss. Gerry is likely to rank in the top two on the team in tackles for the third straight year. He led the team in tackles in 2015, and ranked second in 2014.

- Gerry is 28th nationally in interceptions per game at 0.4 per contest.
- Gerry has 13 career interceptions, one shy of the Nebraska career record, and tied for fourth among active FBS players. Dana Stephenson holds the NU record with 14 interceptions, and Gerry is tied with Josh Bullocks at 13 picks.
- Gerry led Nebraska in interceptions the past two seasons with five in 2014 and four in 2015.
- Gerry has 273 career tackles to rank in a tie for sixth in school history and second all-time among NU defensive backs. Gerry is three tackles from the top five on the NU career tackles list.

MOST TACKLES AMONG DEFENSIVE BACKS IN NEBRASKA HISTORY

Rk.	Player, Pos.	Years	Tackles
1.	Mike Brown, Safety	1996-99	287
2.	Nathan Gerry, Safety	2013-pres.	273

- Gerry's seven tackles for loss are second on the team and four TFL from the Nebraska season defensive back record held by Ciente Evans.
- Gerry has 19 career tackles for loss which represents a school record for defensive backs.

Gerry saw action as a true freshman, then started every game in 2014 and 2015. The 2016 season marks his third straight year with All-Big Ten honors. In addition to being a second-team pick by the media, he was first-team All-Big Ten by the Associated Press and third-team by the league coaches.

In 2015, Gerry was a third-team All-Big Ten choice by the league media. As a sophomore, Gerry garnered second-team all-conference honors.

SECONDARY 'LOCKING DOWN' OPPOSING PASSERS

The Nebraska secondary is arguably the Huskers' most improved position group in 2016. Nebraska ranks 29th in the nation in team pass efficiency defense and 12th nationally in interceptions.

The success of the secondary has been a true team effort with Nebraska's five Blackshirt defensive backs all having at least one interception.

- Junior safety **Kieron Williams** leads the team with five interceptions, most recently a pick to seal the Huskers' win over Minnesota. He ranks 10th nationally in interceptions per game. Williams had two interceptions against Purdue and had a return for a touchdown against Wyoming. Williams is third on the team with 65 tackles, including 41 solo stops.
- Junior cornerback **Chris Jones** has three interceptions, including a 33-yard return for a touchdown at Indiana. Jones leads the team with nine pass breakups and has 33 tackles. Jones has five career interceptions. He was an honorable-mention All-Big Ten pick.
- Junior cornerback **Joshua Kalu** has 58 tackles, including 41 solo stops, good for fifth on the team. He is tied for second on the team with eight breakups and had a game-clinching interception in the fourth quarter at Northwestern.
- Sophomore **Aaron Williams** serves as the Huskers' nickel back and has three interceptions, including the clincher at Indiana. He also has 55 tackles, five tackles for loss, two sacks and seven PBU. Williams had a career-high 11 tackles against Minnesota.

RUN DEFENSE KEY TO SUCCESS FOR 2016 BLACKSHIRTS

The Nebraska Blackshirt defense was strong against the run for the majority of the 2016 season.

The Blackshirts held eight foes to less than 140 rushing yards, including 31 yards by Fresno State, 24 yards by Purdue and 11 by Maryland.

In the Huskers' three road Big Ten losses, Nebraska struggled against the run, allowing Wisconsin (223), Ohio State (238) and Iowa (264) to each rush for more than 200 yards.

Opponents are gaining 141.0 yards rushing per game to rank sixth in the Big Ten and 34th nationally. In 2015, the Huskers allowed opponents to rush for 109.9 yards per game, second in the Big Ten and ninth nationally.

- Since the start of the 2015 season, Nebraska has held 10 foes to less than 90 rushing yards, including four games in Big Ten play this year. NU is 10-0 in those games.

SENIOR BLACKSHIRTS CAPPING CAREER WITH STRONG EFFORT

Senior defensive tackle **Kevin Maurice** and seniorlinebacker **Josh Banderas** are closing their Nebraska careers in style. The two emerged as the leaders of their respective position groups in 2016, and each earned honorable-mention All-Big Ten accolades.

Both players have started all 12 games this season. Banderas has made 30 career starts, while Maurice emerged in 2016 after starting just one game entering his senior season.

- Maurice has 35 tackles, including six tackles for loss and four sacks. He tied his career high with eight tackles against Minnesota as the Huskers limited the Gophers' rushing attack to just 85 yards. He closed the year with seven tackles at Iowa.
- Banderas leads the Huskers with 89 tackles, including 38 solo stops. He also has eight tackles for loss.
- Banderas has collected at least eight tackles in each of the past seven games, including double-figure tackle totals against Indiana (11), Purdue (13) and Minnesota (11).
- Banderas joined the Nebraska career 200-tackle club against Minnesota. He enters the final game of his career with 228 tackles to rank 19th in school history.

BIG RED BALANCING ACT

The Nebraska offense has shown good balance in its second season under Head Coach Mike Riley and offensive coordinator Danny Langsdorf.

Nebraska made a powerful running game and a balanced offense primary goals for 2016, and produced solid results for much of the season.

- Nebraska is averaging 178.2 rushing yards per game to rank sixth in the Big Ten. NU had a season-high 310 rushing yards at Northwestern and has rushed for at least 200 yards four times in 2016.
- Nebraska is among the nation's most balanced offensive attacks. The Huskers average 207.9 passing yards per game. Nebraska's 13.7 yards per completion ranks 27th in the nation.
- Nebraska's 310 rushing yards at Northwestern marked the Huskers' fifth-highest rushing total in a Big Ten Conference game.
- In addition to its 310-yard rushing effort at Northwestern, the Huskers rushed for 292 yards on 51 carries in the win over Fresno State. NU also had 228 rushing yards against Oregon, including 166 after half.
- The 556 yards of total offense at Northwestern marked the second-highest total in a Big Ten game in NU's six seasons in the league, trailing only a 624-yard effort against Illinois in 2014.
- Nebraska has gained at least 400 yards of total offense in nine of its past 14 games.
- Nebraska topped the 300-yard passing mark for the seventh time in two seasons under Mike Riley with 412 passing yards against Wyoming. The yardage total was the fifth highest in school history and most since the 2007 season.

NEBRASKA LOOKS TO KEEP POUNDING BALL ON GROUND

Throughout 2016, controlling the running game battle has been arguably the biggest key to victory for Nebraska.

Nebraska out-gained Northwestern, 310-137, on the ground, marking the third time since the 2015 Foster Farms Bowl that the Huskers have had at least 290 rushing yards. NU churned out 292 rushing yards on 51 carries in its season-opening victory over Fresno State. That rushing effort came on the heels of running for 326 yards in the Foster Farms Bowl win over UCLA to close the 2015 season.

The Blackshirts were strong against the run in NU's victories, holding eight opponents to 137 or fewer yards. Nebraska limited Maryland to 11 yards rushing after the Terrapins entered the game averaging 213.7 yards per game on the ground. NU also held Purdue to 24 rushing yards and Fresno State to 31 rushing yards.

- Nebraska is 8-0 under Riley when rushing for 200 yards or more, including 4-0 in 2016. The Huskers are 11-0 under Riley when out-rushing the opposition.

INSIDE THE RUNNING GAME BATTLE (LAST 13 GAMES)

Opponent	NU Rush	Opp. Rush	+/-	Score
UCLA	62-326	16-67	+259	W, 37-29
Fresno St.	51-292	25-31	+261	W, 43-10
Wyoming	43-138	31-131	+7	W, 52-17
Oregon	47-228	47-336	-108	W, 35-32
Northwestern	47-310	32-137	+173	W, 24-13
Illinois	49-203	21-124	+79	W, 31-16
Indiana	45-152	30-88	+64	W, 27-22
Purdue	37-157	22-24	+133	W, 27-14
Wisconsin	44-152	38-223	-71	L, 23-17 (ot)
Ohio State	24-78	42-238	-160	L, 62-3
Minnesota	32-157	34-85	+72	W, 24-17
Maryland	45-181	25-11	+170	W, 28-7
Iowa	31-90	47-264	-174	L, 40-10

POUND THE ROCK, CONTROL THE CLOCK

Nebraska has had success this season when it has established an effective running game, allowing the Huskers to control the football.

- Nebraska averages 32:28 of time of possession to rank fourth in the Big Ten and 22nd nationally in that category. Nebraska has won the TOP battle in nine of 12 games, and has possessed the ball for at least 35:00 four times in 2016, including a season-high 39:00 against Maryland.
- The Huskers' ability to control the football has resulted in Nebraska running 74 more plays than the opposition through 12 games.

GAME-DECIDING DRIVES

Nebraska has had several second-half drives this season that have helped seal conference victories.

NU took the lead for good against Illinois with a memorable drive that spanned parts of the third and fourth quarters. Trailing 16-10, the Huskers embarked on an 18-play, 75-yard drive that consumed 10:42. The Huskers scored on a Terrell Newby 3-yard TD run and went on to a 31-16 win.

- The 18-play drive was NU's longest in terms of plays since a 20-play drive at Colorado in 2005.

NEBRASKA UNDER RILEY

Overall	15-10
vs. AP Ranked Teams	2-3
vs. AP Top 10 Teams	1-2
vs. Unranked Teams	13-7
vs. Big Ten Teams	9-8
Home	10-4
Road	4-6
Neutral	1-0
In August	0-0
In September	6-2
In October	4-5
In November	4-3
In December	1-0
In January	0-0
When Rushing for 200 or more yards	8-0
When Rushing for 300 or more yards	2-0
When Passing for 200 or more yards	12-5
When Passing for 300 or more yards	4-3
When NU player rushes for 100 yards	6-0
When NU has two 100-yard rushers	0-0
When NU player has 100 yards receiving	3-2
When Opponent has 100 Yd. Rusher	2-6
When Scoring 35 or More Points	8-1
When Holding Opponent to 10 Pts. or less	3-0
When forcing three or more turnovers	3-0
When Nebraska scores first	11-4
When Nebraska leads at halftime	9-2
When Nebraska trails at halftime	5-8
When Nebraska is tied at halftime	1-0
Games decided by 11 points or more	9-2
Games decided by 10 or less	6-8
Games decided by 7 or less	4-6
Games decided by 3 or less	2-4
Overtime games	0-2

2016 OFFENSE GAME-BY-GAME RUSHING

Game	Att.	Yds.	TD	Long
FS	51	292	5	24
WYO	43	138	2	12
ORE	47	228	2	34
NW	47	310	2	49
ILL	49	203	3	63
IND	45	152	1	18
PUR	37	157	2	25
WIS	44	152	2	19
OSU	24	78	0	17
MINN	32	157	1	25
MARY	45	181	3	22
IOWA	31	90	0	11



PASSING

Game	Passes	Yds.	TD	Long	Sacks
FS	6-13-0	114	1	57	0-0
WYO	21-35-1	412	4	63	2-19
ORE	17-35-0	200	3	22	1-4
NW	18-29-0	246	1	59	0-0
ILL	16-23-1	220	1	37	0-0
IND	10-26-2	208	1	72	1-13
PUR	17-31-1	252	1	40	1-14
WIS	12-31-2	153	0	36	1-8
OSU	9-33-2	126	0	32	0-0
MINN	19-28-0	217	2	35	1-6
MARY	23-37-0	220	1	26	3-25
IOWA	14-37-0	127	1	19	1-10




MOST ALL-TIME VICTORIES

	MICHIGAN WOLVERINES	935
	NOTRE DAME FIGHTING IRISH	896
	TEXAS LONGHORNS	891
	NEBRASKA CORNHUSKERS	889




MOST WINS LAST 60 YEARS

	NEBRASKA CORNHUSKERS	542
	OKLAHOMA SOONERS	535
	OHIO STATE BUCKEYES	525



MOST WINS LAST 50 YEARS

	NEBRASKA CORNHUSKERS	485
	OKLAHOMA SOONERS	465
	OHIO STATE BUCKEYES	461

MOST WINS LAST 40 YEARS

	NEBRASKA CORNHUSKERS	394
	FLORIDA STATE SEMINOLES	381
	OHIO STATE BUCKEYES	378

MOST WINS LAST 30 YEARS

	FLORIDA STATE SEMINOLES	297
	NEBRASKA CORNHUSKERS	294
	OHIO STATE BUCKEYES	288
	FLORIDA GATORS	282

ALL-TIME BOWL APPEARANCES

	ALABAMA CRIMSON TIDE	63
	NEBRASKA CORNHUSKERS	53
	TEXAS LONGHORNS	53

- The 10:42 consumed on the drive is the most for a Husker scoring drive since at least 1990.
- Against Indiana, Nebraska had a fourth quarter drive that lasted 15 plays and 7:45 and resulted in a field goal that gave NU a 27-22 lead with less than a minute remaining.
- Nebraska's game-winning drive against Minnesota covered 91 yards in the fourth quarter. The drive took 13 plays and 5:40.

ARMSTRONG RE-WRITING
NEBRASKA RECORD BOOKS

Quarterback **Tommy Armstrong Jr.** has made 44 starts in his Nebraska career since taking the reins midway through the 2013 season. Armstrong's 44 career starts are the most in school history by a quarterback.

Armstrong Jr. has put together a solid 2016 season despite battling injuries for most of the second half of the season. Armstrong has started 36 of 38 games since the start of 2014, and his 30 career victories are third in school history.

Armstrong ranked among the Big Ten offensive leaders for the second straight year, and earned honorable-mention all-league honors in the process. He has also rewritten the Nebraska record book.

- Armstrong has 10,690 yards of total offense in his career, a school record. The previous record was 10,233 yards by Taylor Martinez.
- Armstrong is averaging 244.7 yards per game in 2016 to rank sixth in the Big Ten. He ranked second in the Big Ten in 2015.
- Armstrong is just the 11th player in Big Ten history to eclipse 10,000 yards of total offense. He ranks seventh in conference history in total offensive yards, and could move up one spot in the Music City Bowl.
- Armstrong is the first player in NU history with two 3,000-yard total offense seasons, after posting 3,430 yards in 2015 and 3,400 yards in 2014. Those totals rank third and fourth, respectively, on the season total offense list. He has 2,692 yards this season, leaving him with an outside chance of a third consecutive 3,000-yard season.
- Armstrong has 14 touchdown passes this season, including three each against Wyoming and Oregon. He has a school-record 67 career touchdown passes, surpassing the previous high of 56 by Taylor Martinez. His 67 career passing touchdowns rank 12th among active FBS players.
- Armstrong threw for 22 touchdowns in both 2014 and 2015, which tied for fourth on the NU season chart.
- Armstrong accounted for three touchdowns against Minnesota, giving him a school-record 91 total touchdowns, one better than Eric Crouch. The 91 touchdowns are 10th among active FBS players.
- Armstrong has thrown for 2,180 yards in 2016, and 8,871 career passing yards, a Nebraska career record. Armstrong's passing yardage ranks 12th among active FBS players.

- Armstrong is the 20th quarterback in Big Ten history to surpass 8,000 career passing yards.
- Armstrong threw for 377 yards against Wyoming, four yards shy of his career high of 381 yards vs. USC in 2014. The Wyoming game was his sixth career 300-yard passing game. Armstrong has topped 250 passing yards 14 times in his career, the most in school history.
- Armstrong threw for 3,030 yards in 2015. The passing total marked the third 3,000-yard passing season in school history. He threw for 2,695 yards as a sophomore. Armstrong is the only player in Nebraska history with three 2,000-yard passing seasons.
- Armstrong had a career-high 431 yards of total offense against Southern Miss in 2015, and he has 13 career games of at least 300 yards of total offense, tops in school history.
- Armstrong ranked 22nd in the nation in passes of 20-plus yards (51) in 2015. He has 24 passes of more than 25 yards in 2016.
- Armstrong rushed for a career-high 132 yards on 13 carries at Northwestern, marking his second career 100-yard rushing game. He has 512 yards and eight rushing touchdowns in 2016, while averaging 4.5 yards per carry.
- Armstrong is one of 10 Nebraska quarterbacks to surpass 1,000 career rushing yards. He has 1,819 rushing yards, sixth-most among NU quarterbacks. He has 23 career rushing touchdowns, and is the 10th NU quarterback to reach 20 rushing scores.
- Armstrong earned Big Ten Offensive Player-of-the-Week honors for his efforts at Northwestern and against Minnesota. He also earned the same honor twice in 2015, first against Southern Miss, and then for his play in the win over No. 6 Michigan State.
- Armstrong is one of three active FBS quarterbacks with 8,000 career passing yards and 1,800 career rushing yards, joining Clemson's DeShaun Watson and Greg Ward Jr. of Houston.

ARMSTRONG NATIONAL RANKINGS
AMONG ALL ACTIVE FBS PLAYERS

Category	Total	Big Ten	National
Total Touchdowns	91	2nd	10th
Passing Touchdowns	67	2nd	12th
Total Offense	10,690	1st	9th
Passing Yards	8,871	1st	12th

CAREER WINS BY A QUARTERBACK

Rk.	Player, Years	Wins
1.	Eric Crouch, 1998-2001	35
2.	Tommie Frazier, 1992-95	33
3.	Tommy Armstrong Jr., 2013-pres.	30
4.	Turner Gill, 1981-83	29
	Steve Taylor, 1985-88	29
	Taylor Martinez, 2010-13	29

WESTERKAMP TO LEAVE MARK IN RECEIVING RECORD BOOK

Senior receiver **Jordan Westerkamp** leads a Nebraska receiving corps that ranks as one of the Big Ten's best. Westerkamp is one of the top pass catchers in Nebraska history. He is one of four captains for the 2016 season, marking the second straight year he has served as a captain.

Westerkamp missed two games in the middle of the season with a back injury, but recovered to play excellent football down the stretch. The two missed games were the first of Westerkamp's career, after he had previously played in all 44 games since the start of 2013.

Westerkamp earned third-team All-Big Ten honors from the league coaches in 2016.

Against Wyoming, Westerkamp had four receptions for 105 yards and two touchdowns, then added a pair of touchdown catches in the win over Oregon. Westerkamp had 25 catches in the final five games after returning from his injury, including a season-high eight catches for 85 yards against Maryland.

Westerkamp leads the Huskers with 38 receptions for 526 yards and five touchdowns.

- Westerkamp continued to move up the NU career charts. He is fourth on the NU career receiving yardage list with 2,474 yards, leaving him just six yards from moving to No. 2 on the career list. He is poised to pass Nate Swift (2,476) and Johnny Rodgers (2,479) in the bowl game.
- He has 167 career receptions, to rank second on Nebraska's all-time list, trailing only Kenny Bell's school-record of 181 catches.
- Westerkamp's two-touchdown efforts against Wyoming and Oregon were the first multiple-TD games of his Husker career.
- Westerkamp's two multiple-TD reception games is just one off the NU season record. Quincy Enunwa (2013) and Bobby Thomas (1976) each had three games with a pair of receiving touchdowns for the Huskers.
- Westerkamp has 18 career touchdown catches to rank fourth in school history.
- Westerkamp's 100-yard receiving game vs. Wyoming was the eighth of his career, tying for the second most in school history.
- Westerkamp (105) and Alonzo Moore (109) each topped 100 receiving yards against Wyoming. That marked only the third time in NU history a pair of wideouts topped 100 receiving yards.
- Westerkamp has been a part of all three occasions. He and Kenny Bell combined for the feat against FAU in 2014, and Westerkamp and Brandon Reilly each topped the century mark against Southern Miss in 2015.
- Westerkamp has caught a pass in 36 straight games, the second-longest streak in school history.

CONSECUTIVE GAMES WITH A RECEPTION

Rk.	Player, Years of Streak	Games
1.	Johnny Rodgers, 1970-72	37
2.	Jordan Westerkamp, 2013-pres.	36
3.	Terrence Nunn, 2004-07	32

Westerkamp put together one of the most prolific receiving seasons in school history in 2015. He had 65 catches for 918 yards and seven touchdowns. He earned second-team All-Big Ten honors for his effort in 2015.

- Westerkamp's 65 catches were second on the NU single-season charts, and the 918 yards were the third-most in school history.
- Westerkamp had a career-high 11 receptions for 118 yards against Southern Miss in 2015. The 11 catches were tied for third on the NU single-game receptions list.

NEWBY PACING RUSHING ATTACK

Senior **Terrell Newby** has been a workhorse back for the Huskers in 2016, particularly during Big Ten play. The Los Angeles native topped the century mark against both Illinois and Indiana, while topping 75 yards against four other Big Ten foes, most recently with 98 yards against Maryland.

Newby was recognized for his play, being named an honorable-mention All-Big Ten pick by the league's media.

Newby was at his best in the fourth quarter of games, helping Nebraska control the football. He rushed for 113 yards on 16 fourth-quarter carries against Illinois, 57 yards on 11 carries in the fourth quarter at Indiana, and 65 yards on 10 carries against Purdue. Newby had nine carries for 60 yards in the fourth quarter against Minnesota.

Newby leads the Huskers with 864 rushing yards and has seven rushing touchdowns, including a career-high three rushing touchdowns against Maryland.

- Newby had 746 of his rushing yards in Big Ten play, averaging 82.9 yards per game.
- Newby picked up 364 of his 746 rushing yards in the fourth quarter of Big Ten games, which accounts for 49 percent of his rushing yards in conference games.
- Newby is the 29th Husker with 2,000 career rushing yards. He has 2,224 career rushing yards to rank 23rd on the NU career chart. Newby is 136 yards from posting the 36th 1,000-yard rushing season in school history.
- Newby has not missed a game in his Nebraska career, and his 51 career games played are the most on the Husker roster.
- In addition to Newby's two 100-yard games (140 vs. Illinois, 102 at Indiana), Devine Ozigbo cracked the century mark with 103 yards vs. Fresno State.
- When including quarterback Tommy Armstrong Jr., Nebraska has had a player rush for at least 95 yards in six games this season.

TWELVE HUSKERS EARN ALL-BIG TEN RECOGNITION

Nebraska senior safety **Nathan Gerry** led Nebraska's All-Big Ten honorees in 2016. Gerry was a first-team All-Big Ten choice by the Associated Press, second team by the media and a third-team all-league pick by the coaches.

Gerry led a group of 12 Huskers who earned All-Big Ten honors. Senior receiver **Jordan Westerkamp** was a third-team All-Big Ten pick by the coaches and an honorable-mention selection by the media. Sophomore tackle **Nick Gates** was a third-team choice by the media and honorable-mention pick by the coaches.

Other Husker offensive players to earn honorable-mention accolades included quarterback **Tommy Armstrong Jr.**, tight end **Cethan Carter** and running back **Terrell Newby**. On defense, those earning honorable-mention selection included defensive tackle **Kevin Maurice**, defensive end **Ross Dzuris**, linebacker **Josh Banderas** and cornerback **Chris Jones**.

Junior place-kicker **Drew Brown** received honorable-mention accolades, while junior punt returner **De'Mornay Pierson-El** was also an honorable-mention choice.

NEBRASKA PLACES 25 ON ACADEMIC ALL-BIG TEN LIST

The Husker football program had 25 players named to the Academic All-Big Ten team on Dec. 7.

The Big Ten Conference announced its fall Academic All-Big Ten honorees on Wednesday, including 25 members of the Husker football team.

The 25 football student-athletes named to the Academic All-Big Ten team include four-time academic all-conference selections **Sam Cotton** and **Brandon Reilly**, both fifth-year seniors and Lincoln natives. The group of Huskers also includes three-time honorees **Josh Banderas**, **Chris Weber** and **Jordan Westerkamp** and six two-time recipients.

The two-time honorees include **Freedom Akinmoladun**, **Jerald Foster**, **Sam Hahn**, **Luke McNitt**, **Mick Stoltenberg** and **Dylan Utter**.

To be eligible for Academic All-Big Ten selection, students must be letterwinners who are in at least their second academic year at their institution and carry a cumulative grade-point average of 3.0 or higher.

The 25 football student-athletes were among a group of 53 Nebraska student-athletes earning Academic All-Big Ten honors in their respective sports in the fall. The honorees include 11 members of the women's soccer program, 10 volleyball student-athletes, four members of the men's cross country team and three from the women's cross country squad.

NEBRASKA FOOTBALL FACTS**HISTORY**

Season of Football.....	127th
All-Time Games Played	1,300
All-Time Record.....	889-371-40 (.699)
National Ranking in All-Time Wins	4th
All-Time Bowl Appearances	53
National Ranking in Bowl Appearances	2nd
All-Time Bowl Record.....	26-26

CHAMPIONSHIPS

National Championships.....	5
Back-to-Back National Championships	2
Undefeated Seasons	11
Perfect Seasons	9
Conference Championships.....	46

RECORD BREAKDOWN

Home Games	538-147-20 (.777)
Memorial Stadium	413-124-13 (.763)
Record in August.....	14-0-0 (1.000)
Record in September	173-41-6 (.800)
Record in October.....	360-140-19 (.712)
Record in November	305-156-15 (.656)
Record in December	22-13-0 (.629)
Record in January.....	14-21-0 (.400)
Record in February	1-0-0 (1.000)
In Overtime.....	8-3
At Night.....	94-39-3
When Scoring 35+ Points.....	364-7
When Allowing 10 Points or Less	251-7-1
vs. Big Ten Teams	112-87-10
• In Big Ten Play (since 2011).....	31-19
• Home	17-7
• Away.....	14-11
• Neutral	0-1
vs. Ranked Teams	104-125-3
• Home	50-38-0
• Away.....	29-63-3
• Neutral	25-24-0
• as No. 1 Team	46-7-1

STREAKS


Consecutive Games Scoring a Point	270
Consecutive Home Games Scoring a Point.....	320
Consecutive Home Sellouts	354
Record in Sellout Streak	303-51
• vs. Ranked Teams.....	44-27

INDIVIDUAL

College Football Hall of Fame Players	17
College Football Hall of Fame Coaches.....	6
First-Team All-Americans	110
CoSIDA Academic All-Americans*	107
NCAA Top Ten Award Winners*	9
Heisman Trophy Winners	3
Walter Camp Award Winners	3
Maxwell Trophy Winners	1
Outland Trophy Winners*	9
Lombardi Trophy Winners.....	5
Butkus Award Winners.....	1
Johnny Unitas Golden Arm Award Winners ..	1
Davey O'Brien Award Winners	1
Rimington Award Winners.....	1
Bednarik Award Winners	1
Nagurski Trophy Winners	1
Retired Jerseys	17
Retired Numbers	2
All-Conference Selections	515

*Total leads the nation

MOST NATIONAL TITLES SINCE 1970

 ALABAMA CRIMSON TIDE	7
 NEBRASKA CORNHUSKERS	5
 MIAMI HURRICANES	5

NEBRASKA WINNING ON 'MONEY DOWN' AGAIN IN 2016

Coaches regularly preach the importance of winning on third down. Nebraska was effective on the 'money down' on both offense and defense in 2015, and has carried that success into 2016.

- In 2016, Nebraska is 81-of-180 on third downs (45 percent), to rank 28th in the nation and third in the Big Ten. The Blackshirts have limited opponents to 61-of-165 (37 percent), good for 38th in the nation.
- Nebraska ranked third in the Big Ten in third-down conversions at 44.8 percent in 2015. Defensively, the Huskers were fifth in opponent third-down conversions at 34.0 percent.
- The Huskers ranked 24th nationally in both categories in 2015, and was one of only four schools in the nation to rank in the top 25 in both third-down offense and defense.

KICKER BROWN CONTINUES FAMILY TRADITION

Place-kicker **Drew Brown** put together a third straight outstanding season in 2016. One of the nation's top kickers for three years, Brown earned honorable-mention All-Big Ten honors this fall, a year after being a second-team selection. He will be a leading contender for the Lou Groza Award in 2017.

Brown is 11-of-13 on field goals in 2016, including 8-of-9 in the final five games of the regular season. His streak of 13 straight made field goals ended against Illinois when he was just short on a career-long 56-yard attempt. The 13 straight field goals was the third-longest streak in NU history.

- Brown has 46 field goals in his three-year career, which ranks third in school history.
- Brown has increased his career scoring total to 276 points to rank seventh in NU history.
- Brown connected on a career-long 51-yard field goal against Purdue, and has made 18 field goals of at least 40 yards in his career. He was 13-of-17 from beyond 40 yards in 2015, including 12-of-14 from 40-49 yards.
- Brown scored 107 points as a sophomore after posting a freshman-record 101 points in 2014. He is the first player in NU history with 100-point seasons as both a freshman and sophomore.
- Brown's 13 field goals of at least 40 yards in 2015 tied for the most nationally.
- Brown's 21 field goals in 2015 were second on the NU season list. He made each of his last 11 attempts, with nine of those from at least 40 yards.

MOST 9-WIN SEASONS SINCE 1960

 NEBRASKA CORNHUSKERS	48
 ALABAMA CRIMSON TIDE	35
 MICHIGAN WOLVERINES	33
 PENN STATE NITTANY LIONS	31

- Brown made five field goals against Southern Miss in 2015, all in the first half. The five field goals in a half tied an NCAA record. The five field goals were the most ever by a Husker in Lincoln, and tied a Memorial Stadium record held by two opposing kickers.

- The five field goals marked the third time in NU history a kicker had five or more field goals.

MOST CAREER FIELD GOALS IN HUSKER HISTORY

Rk.	Player, Year	FG
1.	Alex Henery, 2007-10	68
2.	Kris Brown, 1995-98	57
3.	Drew Brown, 2014-pres.	46

THREE HUSKERS NAMED TO ACADEMIC ALL-DISTRICT 7 TEAM

Three Nebraska defensive players were honored as members of the 2016 CoSIDA Academic All-District 7 football team. Junior linebacker **Chris Weber** earned the honor for the second consecutive year, while sophomore defensive tackle **Mick Stoltenberg** and senior defensive tackle **Logan Rath** were each honored for the first time.

Weber carries a 3.96 cumulative grade-point average in nutrition science and is a key member of the Huskers' special teams and defense. Weber is a six-time Nebraska Scholar-Athlete Honor Roll selection and a two-time Academic All-Big Ten honoree.

Stoltenberg has started eight games this season at defensive tackle, helping Nebraska feature one of the nation's most improved defenses. In the classroom, Stoltenberg has a 3.45 cumulative grade-point average in management.

A senior from Giltner, Neb., Rath has been a key defensive reserve and special teams performer for the Huskers. He is a six-time member of the Nebraska Scholar Athlete Honor Roll and has a 3.65 grade-point average in agricultural economics.

Nebraska has a long-standing history of academic honors, leading the nation in Academic All-Americans across all sports with 327, including 111 football honorees. Nebraska has had 73 first-team Academic All-Americans in school history.

NU MUSIC CITY BOWL ROSTER TO BE FULL OF GRADUATES

Nebraska's 2016 Music City Bowl roster could feature as many as 22 student-athletes who have earned their undergraduate degree.

Three Huskers played the entire season as graduate students including **Alonzo Moore** (August, 2016), **Michael Rose-Ivey** (August, 2016) and **Corey Whitaker** (August, 2016). In addition, punter **Sam Foltz** (May, 2016) had earned his college degree before his passing in July.

- Nineteen additional members of the senior class were expected to pick up their undergraduate degrees in December.

The list of expected graduates on Dec. 17 included **Tommy Armstrong Jr.**, **Josh Banderas**, **Ty Betka**, **Sam Cotton**, **Ross Dzuris**, **Trey Foster**, **Sam Hahn**, **Garret Johns**, **Spencer Lindsay**, **Kevin Maurice**, **Mitch McCann**, **Graham Nabity**, **Robby Painter**, **Logan Rath**, **Brandon Reilly**, **Brad Simpson**, **Dylan Utter**, **Jordan Westerkamp** and **Tanner Zlab**. Banderas and Maurice are graduating despite not redshirting.

NEBRASKA AMONG NATIONAL LEADERS IN GRAD SUCCESS RATE

The Nebraska football team ranked among the national leaders in the Graduation Success Rate release in November. The Huskers' GSR of 86 percent ranked second in the Big Ten, trailing only Northwestern.

Also in the football GSR, Nebraska ranked in a tie for 10th among the 65 schools in the Power Five Conferences (plus Notre Dame). Nebraska joined Stanford, Northwestern, South Carolina, Duke, Notre Dame, Wake Forest, Boston College, Virginia Tech, UCLA and Miami in the top 10. Among public schools, Nebraska's football program had the fourth-best GSR among Power Five Schools.

Across all sports, Nebraska posted its highest overall GSR in the 12-year history of the rate at 88 percent, an improvement of 2 percent from 2015. In the past three years, Nebraska has improved its GSR by 8 percent.

The GSR is an NCAA measurement that, unlike the federally mandated graduation rates, includes transfer data in the calculation. The GSR data released is based on four classes of scholarship student-athletes who entered college in the fall of 2006 to the fall of 2009. The GSR allows for a six-year window in which the student-athlete can earn his or her degree. Although the GSR includes student-athletes who transferred to Nebraska, it does not count student-athletes who transferred to another school and were academically eligible at the time of their transfer.

FOUR SENIORS SERVE AS 2016 TEAM CAPTAINS

Four Nebraska seniors were elected by their teammates as 2016 captains. The four players include two each on offense and defense and come to Nebraska from three states.

2016 NEBRASKA TEAM CAPTAINS

- Josh Banderas, Sr., LB, Lincoln, Neb.
- Nathan Gerry, Sr., S, Sioux Falls, S.D.
- Dylan Utter, Sr., C, Papillion, Neb.
- Jordan Westerkamp, Sr., WR, Lombard, Ill.

CAPTAIN NOTES

- **Jordan Westerkamp** and **Nathan Gerry** were just the ninth and 10th two-time captains in school history.
- Westerkamp's selection marked the fourth straight year a receiver has served as captain.
- **Dylan Utter** and **Josh Banderas** continued a long line of Nebraska natives who have served as captains. This marked the 11th straight year a Nebraska native has been named a team captain.
- Utter is the third player in four years to be a captain after arriving in the program as a walk-on, joining offensive lineman Spencer Long (2013) and defensive end Jack Gangwish (2015). It also marks the fourth straight year an offensive lineman has been a captain.
- **Nathan Gerry's** selection was the fourth straight year a defensive back has been a captain.
- In addition to four season-long captains, Nebraska will also have a weekly Sam Foltz Honorary captain.
Fresno State—Sam Hahn & Alonzo Moore
Wyoming—Kieron Williams
Oregon—Dedrick Young
Northwestern—Sam Cotton
Illinois—Kevin Maurice
Indiana—Ross Dzuris
Purdue—Freedom Akinmoladun
Wisconsin—Terrell Newby
Ohio State—Brad Simpson
Minnesota—Spencer Lindsay & Ryker Fyfe
Maryland—Drew Brown & Cethan Carter
Iowa—Tommy Armstrong Jr.

NEBRASKA WALK-ON TRADITION CONTINUES

Mike Riley placed three former walk-ons on scholarship in 2016—all three players were Nebraska natives and fifth-year seniors.

WALK-ONS AWARDED SCHOLARSHIPS

- Graham Nabity, FB (Elkhorn, Neb.)
- Logan Rath, DT (Giltner, Neb.)
- Brad Simpson, LB (Ralston, Neb.)

Nabity has played in 35 games in his career, primarily on special teams. Rath is a reserve defensive tackle, and has played in nine games. Simpson is among NU's top special teams performers. He has played in 39 games and has 17 career special teams tackles.

Nebraska has a long tradition of relying on its walk-on program to help build the foundation of the program. Six walk-ons have gone on to earn first-team All-America honors for Nebraska, while 13 walk-ons have earned first-team academic All-America recognition.

HUSKER HIGHLIGHTS

1

Nebraska football is the only team in any sport in NCAA history to boast 100 athletic All-Americans and 100 academic All-Americans.

2

Nebraska is the only program to have at least two players selected in every NFL Draft of the Common Draft Era (since 1967).

3

Three Huskers have won the Heisman Trophy, all since 1972. Johnny Rodgers won in 1972, Mike Rozier in 1983 and Eric Crouch in 2001.

4

Nebraska ranks fourth in NCAA history with 889 all-time victories. The Huskers are one of only 10 teams with 800 all-time wins.

5

Nebraska has won five national titles: 1970, 1971, 1994, 1995 and 1997. The Huskers have won the second-most national titles of any school in the country since 1970.

9

Nebraska ranks ninth nationally with a total of 23 former players and coaches (17 players, six coaches) who have been enshrined in the College Football Hall of Fame.

23

Nebraska leads the nation with a former Husker on a Super Bowl roster for 23 consecutive years.

46

The Huskers have won 46 conference titles in program history, the most of any school in the country. This includes 33 perfect conference seasons and 27 unbeaten seasons.

53

Nebraska ranks second in NCAA history with 53 all-time bowl appearances. NU is one of only seven teams to appear in 50 bowl games.

107

Nebraska football has totaled 107 CoSIDA Academic All-Americans, the most of any team in any sport in NCAA history.

327

Across all sports, the University of Nebraska has totaled a nation-leading 327 CoSIDA Academic All-Americans, 75 more than any other school.

354

Memorial Stadium has been sold out for an NCAA-record 354 consecutive games dating back to Nov. 3, 1962.

HUSKER COACHING NUMBERS

4

Mike Riley is 1 of 4 FBS coaches with at least three seasons of NFL head coaching experience. Riley is 1 of 6 FBS coaches who has been an NFL head coach (UCLA's Jim Mora Jr., Michigan's Jim Harbaugh, Louisville's Bobby Petrino, Alabama's Nick Saban, Illinois' Lovie Smith).

5

Mike Riley ranks fifth in NCAA history with a .778 winning percentage in bowl games. One of only six coaches in NCAA history to win his first five bowl games, Riley is 7-2 in bowl games including a win over UCLA in the 2015 Foster Farms Bowl.

8

Eight coaches boast NFL experience, including Mike Riley as a head coach, and Mark Banker and Brian Stewart as defensive coordinators.

9

Mike Riley owns nine years of experience as a professional head coach, the second-most of any FBS coach. In addition to the NFL, Riley led teams in the Canadian Football League and the World League of American Football, the predecessor to NFL Europe.

25

Mike Riley owns 25 years of head coaching experience at the collegiate or professional level, the second most among FBS head coaches.

26

The NU coaching staff has combined for 26 seasons of coaching experience in the NFL.

42

Mike Riley's 42 years of coaching experience at the collegiate or professional level rank second among FBS head coaches. Alabama's Nick Saban (44 years) is the only coach ahead of Riley on that list.

62

Nebraska's 10 full-time coaches have been a part of 62 bowl teams during their collegiate coaching careers.

208

The Husker coaching staff has a combined 208 years of coaching experience at the collegiate or professional level.

RILEY JOINS 100-WIN CLUB
IN SEASON-OPENING VICTORY

Nebraska Head Coach **Mike Riley** earned his 100th win as a collegiate head coach in the 43-10 win over Fresno State in the season opener. Riley won 93 games in 14 seasons at Oregon State and has 15 victories at Nebraska.

- Riley is one of 23 active FBS head coaches with 100 career college victories.
- All 108 of Riley's victories have come while coaching in a Power Five Conference. Riley is one of nine active coaches to win 100 games at a Power Five Conference school.

ACTIVE COACHES WITH 100 WINS AT
POWER FIVE CONFERENCE SCHOOLS

Coach, Current School	Career Wins
Bill Snyder, Kansas State	201
Nick Saban, Alabama	195
Bob Stoops, Oklahoma	189
Mark Richt, Miami	153
Kirk Ferentz, Iowa	135
Urban Meyer, Ohio State	126
Mike Leach, Washington State	113
Mike Riley, Nebraska	108

Note: Win totals reflect only wins at Power Five schools.

RILEY TEAMS REGULARLY
FARE WELL VS. RANKED FOES

Nebraska is 1-2 against ranked teams this season. A win over then-No. 22 Oregon continued Mike Riley's strong history of success against ranked teams. While Tennessee is not ranked in the AP or Coaches polls, the Vols are No. 21 in the College Football Playoff rankings.

- Riley-coached teams have 16 wins over ranked teams in his 16 seasons as a college coach, 14 at Oregon State and wins over Michigan State in 2015 and Oregon in 2016.

WINS BY RILEY-COACHED TEAMS vs. TOP 25

Year	Opponent	Result
1998	No. 16 Oregon	W, 44-41 (2ot)
2005	No. 18 California	W, 23-20
2006	No. 3 USC	W, 33-31
2006	No. 24 Hawaii	W, 35-32
2007	No. 2 California	W, 31-28
2007	No. 16 Oregon	W, 38-31 (2ot)
2008	No. 1 USC	W, 27-21
2008	No. 19 Pittsburgh	W, 3-0
2009	No. 23 California	W, 31-14
2010	No. 9 Arizona	W, 29-27
2010	No. 20 USC	W, 36-7
2012	No. 13 Wisconsin	W, 10-7
2012	No. 19 UCLA	W, 27-20
2014	No. 7 Arizona St.	W, 35-27
2015	No. 6 Michigan St.	W, 39-38
2016	No. 22 Oregon	W, 35-32

NU STAFF BRINGS VETERAN
PRESENCE TO SIDELINE

Riley is in his second season in Lincoln, and his 25th season overall as a head coach. He is in his 16th season as a college head coach, and also has nine years as a professional head coach, including three years in the NFL.

- Riley is in his 42nd overall season in either the college or professional coaching ranks, the second-most of any FBS head coach. He trails only Alabama's Nick Saban, who is in his 44th season in coaching in 2016.
- With his 25 years of head coaching experience, Riley ranks second among current FBS head coaches in total years of head coaching experience. Notre Dame's Brian Kelly is in his 27th season in 2016.

- Riley is one of only four FBS head coaches with at least three years of NFL head coaching experience. Three of those four coaches are in the Big Ten, including Riley, Illinois' Lovie Smith and Jim Harbaugh of Michigan.

NEBRASKA ADDS DONTÉ WILLIAMS
TO COACHING STAFF

Riley filled an opening on the Husker coaching staff by hiring Donté Williams as an assistant coach. Williams joined the Nebraska staff after spending the 2016 regular season on the defensive staff at Arizona. The 34-year-old Williams is regarded as one of the nation's top young recruiters and defensive coaches.

Williams is expected to coach the Huskers' cornerbacks and sub-package specialists (nickels and dimes) and have involvement in pass defense coordination. Brian Stewart will shift his focus to the Nebraska safeties, and defensive coordinator Mark Banker will return solely to the coordinator role after also tutoring the safety position in 2016. Riley said he will likely divide special teams duties among multiple staff members in 2017.

Williams joined the Huskers on Dec. 5, allowing him to work with the Blackshirt defense as the team prepares for the Music City Bowl.

At Arizona, Williams coached the cornerbacks and was credited for energizing the Wildcats' recruiting efforts. Williams helped build a class that is currently ranked in the top 15 in the nation. While at Arizona, Williams' main areas of recruiting responsibility included Los Angeles and Houston.

Williams spent 2013 through 2015 at San Jose State, and helped the Spartans drastically improve their pass defense. He was also tabbed as the top recruiter in the Mountain West Conference.

NU RANKS AMONG NATION'S
ATTENDANCE LEADERS

Nebraska averaged 90,200 fans for seven home games in 2016 to rank 10th in average attendance. NU averaged 89,998 fans for its seven games in 2015, to rank 11th in the nation and fourth among Big Ten schools. The 2015 season marked the third straight year NU ranked 11th or higher in average attendance.

In 2014, Nebraska was 10th in average home attendance with 91,249 fans per game. The average attendance for seven home games was the largest ever at Memorial Stadium, bettering the 2013 mark of 90,933 per game. NU has ranked in the top 20 nationally in attendance each of the 17 years with available attendance figures.

NCAA RECORD SELLOUT STREAK
PASSES 350 GAMES

One of the most remarkable streaks in college sports continued in 2016. Nebraska has sold out every game at Memorial Stadium since Nov. 3, 1962, a streak of 354 consecutive sellouts, 98 more than second-place Notre Dame.

- NU is 303-51 (.856) during the streak and overall attendance during the streak is nearly 27 million.

LONGEST SELLOUT STREAKS IN NCAA HISTORY

Rk.	School	Total
1.	Nebraska	354
2.	Notre Dame	256



HUSKERS OWN BIG ADVANTAGE AT MEMORIAL STADIUM

Nebraska has rewarded the loyalty of its fans with great success at Memorial Stadium.

- Nebraska has won at least six home games in 24 of the past 30 seasons, including 2016. NU is 169-28 (.858) at home since 1989.
- NU was 7-0 at home in 2016, marking the Huskers' first perfect home season since 2012, and just the second since 2001.
- The Huskers are 17-7 in Big Ten home games since joining the league in 2011.
- In the past three decades, NU has had three home winning streaks of 20 or more games and overall has posted 41 unbeaten and untied home seasons.
- The Huskers are 538-147-20 (.777, 705 games, 127 years) in Lincoln, and 413-124-13 (.763, 550 games, 93 years) in Memorial Stadium (since 1923).

NEBRASKA AMONG NATION'S TOP ALL-TIME PROGRAMS

Nebraska is in its 127th season of college football and owns an 889-371-40 all-time record in 1,300 games (.699). Nebraska is one of 10 programs with 800 all-time victories, ranking fourth with 889 wins.

Since 1970, NU has a 455-130-5 record, for a .775 winning percentage in 590 games.

- Nebraska ranks as the nation's winningest program over the last 40, 50 and 60 years.
- Since Nebraska's first football season in 1890, Husker teams have won 11 or more games 12 times, including seven times since 1993.
- Nebraska has won 12 or more games seven times, including three seasons with 13 wins (1971, 1994, 1997).
- Nebraska has 24 10-win seasons since 1970.
- Nebraska secured its 50th all-time nine-win season against Maryland, with 42 of those since 1970 and 48 since 1962. No other school in the nation has more than 33 nine-win seasons in that same time.
- NU was the first team in NCAA history to win 100 games in consecutive decades, leading the nation with 103 wins in the 1980s and ranking second with 108 wins in the 1990s.

HUSKERS RANK IN TOP 10 OF ALL-TIME AP RANKING

The Associated Press weekly poll began in 1936 and has been a fixture in college football ever since. This August the AP released an all-time top 100 for the first time, ranking programs over the history 80-year history of the poll.

Nebraska checked in at No. 6 in the all-time rankings and was one of three Big Ten programs in the top seven in the poll. Nebraska has appeared in 65 percent of all polls since 1936 and has been ranked No. 1 in 72 polls.

ASSOCIATED PRESS ALL-TIME TOP 10

Rk.	School	Points
1.	Ohio State	1,112
2.	Oklahoma	1,055
3.	Notre Dame	1,042
4.	Alabama	993
5.	Southern California	974
6.	Nebraska	901
7.	Michigan	894
8.	Texas	822
9.	Florida State	714
10.	Florida	674

- In addition to the lofty rankings in the AP all-time top 10 poll, Nebraska was also recently recognized as a historically elite program by ESPN.com. In a late August article, ESPN.com identified Nebraska as one of one of eight "Blue Blood" programs in college football history.

NEBRASKA AMONG LEADERS IN AP NATIONAL TITLES

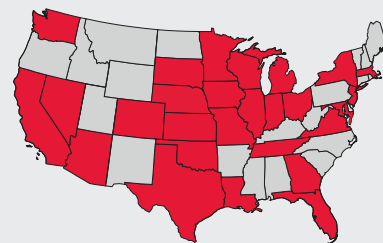
Alabama leads the nation by winning 10 Associated Press national titles since 1936, with Notre Dame (8), Oklahoma (7), Miami (5), USC (5), Nebraska (4) and Minnesota (4) next in line. While the Huskers were awarded the national title by the coaches in 1997, NU finished second to Michigan in the AP poll.

In 1970, Nebraska was awarded the AP national title, but not the coaches (Texas was first, Ohio State second and NU third) as the final poll was released before the bowl games were played. In the coaches poll (since 1950), NU is tied for fourth with Miami and Texas with four titles, behind Alabama (9), Oklahoma (6) and USC (5).

CONFERENCE CROWNS

Nebraska has won 46 football conference championships in school history. The Huskers won 13 conference titles under Tom Osborne and eight under Bob Devaney.

During its 15-year history in the Big 12 Conference, Nebraska won league titles in 1997 and 1999, and also appeared in the Big 12 Championship Game in 1996, 2006, 2009 and 2010. Nebraska was one of just three teams to capture two or more Big 12 titles in the first 15 years of the league, joining Oklahoma and Texas. Nebraska's six Big 12 title game appearances were second only to Oklahoma's eight. NU made its first appearance in the Big Ten Championship Game in 2012.



2016 NEBRASKA ROSTER NOTES

- Nebraska has a long history of attracting players from all parts of the United States, and the 2016 roster is no different. Nebraska has players from 27 states and Canada on its 136-player roster.
- The Huskers have 56 homegrown Nebraska players on the 2016 roster.
- The roster includes seven additional states with at least five players. Nebraska has 10 players from California, eight each from Florida, Louisiana, Missouri and Texas, and five each from Colorado and Illinois.
- Nebraska's 2016 signing class featured 21 players from 14 states, including multiple signees from California (4), Nebraska, Colorado and Missouri (2).

#PRO BIG RED

Nebraska is the only school in the Common Draft Era (since 1967) to have multiple players taken every year in the draft. Since 1997, NU ranks second in the Big Ten Conference with 88 NFL draftees.



A total of 26 former Huskers are on NFL rosters, including five rookies making their NFL debuts in 2016—DT Maliek Collins (Dallas), FB Andy Janovich (Denver), OL Alex Lewis (Baltimore), NT Vincent Valentine (New England) and OL Givens Price (Arizona, practice squad).

Nebraska's NFL contingent is led by a pair of defenders considered among the best at their position—Dolphins DT Ndamukong Suh and Buccaneers LB Lavonte David.

NU's Will Compton and Niles Paul were two of five Redskin players elected as 2016 captains.

HUSKERS ON 2016 NFL ROSTERS

- Ameer Abdullah, RB, Detroit Lions (IR)
- Zaire Anderson, LB, Denver Broncos
- Prince Amukamara, CB, Jacksonville Jaguars
- Kenny Bell, WR, Baltimore Ravens (PS)
- Rex Burkhead, RB, Cincinnati Bengals
- Maliek Collins, DT, Dallas Cowboys
- Will Compton, LB, Washington Redskins
- Jared Crick, DE, Denver Broncos
- Lavonte David, LB, Tampa Bay Buccaneers
- Quincy Enunwa, WR, New York Jets
- Randy Gregory, DE, Dallas Cowboys
- Andy Janovich, FB, Denver Broncos
- Stanley Jean-Baptiste, CB, Seattle Seahawks (IR)
- Sam Koch, P, Baltimore Ravens
- Alex Lewis, OL, Baltimore Ravens
- Spencer Long, OG, Washington Redskins
- Niles Paul, TE, Washington Redskins
- Givens Price, OL, Arizona Cardinals (PS)
- Brent Qvale, OT, New York Jets
- Trevor Roach, LB, Cincinnati Bengals
- Mohammed Seisay, CB, Seattle Seahawks (IR)
- Jeremiah Sirles, OL, Minnesota Vikings
- Matt Slauson, OL, San Diego Chargers
- Daimion Stafford, S, Tennessee Titans
- Ndamukong Suh, DT, Miami Dolphins
- Vincent Valentine, NT, New England Patriots

NEBRASKA FUTURE SCHEDULES

2017

Sept. 2	Arkansas State
Sept. 9	at Oregon
Sept. 16	Northern Illinois
Sept. 23	Rutgers
Sept. 29	at Illinois
Oct. 7	Wisconsin
Oct. 14	Ohio State
Oct. 28	at Purdue
Nov. 4	Northwestern
Nov. 11	at Minnesota
Nov. 18	at Penn State
Nov. 24	Iowa

2018

Sept. 1	Akron
Sept. 8	Colorado
Sept. 15	Troy
Sept. 22	at Michigan
Sept. 29	Purdue
Oct. 6	at Wisconsin
Oct. 13	at Northwestern
Oct. 20	Minnesota
Nov. 3	at Ohio State
Nov. 10	Illinois
Nov. 17	Michigan State
Nov. 23	at Iowa

2019

Aug. 31	South Alabama
Sept. 7	at Colorado
Sept. 14	Northern Illinois
Sept. 21	at Illinois
Sept. 28	Ohio State
Oct. 5	Northwestern
Oct. 12	at Minnesota
Oct. 26	Indiana
Nov. 2	at Purdue
Nov. 16	Wisconsin
Nov. 23	at Maryland
Nov. 29	Iowa

OTHER FUTURE NON-CONF. GAMES

2020:	vs. Cincinnati, vs. Central Michigan
2021:	vs. Northern Illinois, vs. Buffalo, at Oklahoma
2022:	vs. Oklahoma
2023:	at Colorado, vs. Northern Illinois
2024:	vs. Colorado
2025:	at Cincinnati
2026:	vs. Tennessee
2027:	at Tennessee
2028:	vs. Arizona
2029:	at Oklahoma
2030:	vs. Oklahoma
2031:	at Arizona

A LOOK AHEAD TO 2017

Nebraska will head into its third season under Mike Riley in 2017. Nebraska must replace a number of familiar names and faces on both sides of the football, but will also have a strong nucleus returning to lead the way.

- Offensively, Nebraska's most experienced group will be the offensive line. The Huskers will return five offensive linemen who have extensive starting experience in 2016. That group includes third-team All-Big Ten left tackle **Nick Gates**, guards **Jerald Foster** and **Tanner Farmer** and right tackles **Cole Conrad** and **David Knevel** who split time this season.
- Senior-to-be **De'Mornay Pierson-El** and **Stanley Morgan Jr.** will be the top returnees at receiver. In the backfield, **Devine Ozigbo**, **Tre Bryant** and **Mikale Wilbon** all have significant playing experience at I-back, while **Luke McNitt** returns at fullback.
- Nebraska will be looking for just its third starting quarterback since 2010. Junior **Tanner Lee**, a transfer from Tulane, and redshirt freshman **Patrick O'Brien** will be the leading candidates heading into the spring.
- The Blackshirt defense will return nine players who made at least four starts in 2016. The secondary will have the most experience, led by cornerbacks **Chris Jones** and **Joshua Kalu**. At safety, both **Kieron Williams** and **Aaron Williams** made their mark this fall.
- Dedrick Young II** and **Marcus Newby** return to anchor the linebacking group, while senior-to-be **Chris Weber** saw extensive starting experience as a sophomore in 2015. Up front, defensive end **Freedom Akinmoladun** started every game in 2016, while **Mick Stoltenberg** and **Carlos Davis** held down one of the tackle spots this fall.
- Drew Brown** should be one of the nation's top kickers as a senior in 2017. At punter, **Caleb Lightbourn** will return for his second season as a starter. Pierson-El will again be among the nation's top punt return men.

OFFENSE

Players with three or more career starts
Player, Position, (Career Starts), Notes

- Nick Gates**, OT (22); Expected to anchor offensive line in third season as starting tackle
- De'Mornay Pierson-El**, WR (13); One of two returnees with extensive experience at WR
- Stanley Morgan Jr.**, WR (11); Will be Nebraska's top returning wide receiver heading into 2017
- Tanner Farmer**, OG (10); Battled through injuries to start 10 games as a sophomore
- David Knevel**, OT (8); Started first half of season before nagging ankle injury
- Cole Conrad**, OT (4); Took over starting role at tackle in final month of season
- Jerald Foster**, OG (3); Missed first nine games with injury before returning to starting role

DEFENSE

Player, Position, (Career Starts), Notes

- Joshua Kalu**, CB (26); Has been a fixture at corner the past two years; 8 PBU in 2016
- Dedrick Young II**, LB (19); Starter since game one as a true freshman
- Chris Jones**, CB (19); Emerged as dominant corner in 2016; Team-high nine PBU

- Freedom Akinmoladun**, DE (16); 12 career TFL and 8.5 sacks, including 4 in 2016
- Aaron Williams**, S (13); Versatile performer who plays both safety and nickel
- Marucs Newby**, LB (10); Explosive player who will be poised for bigger role in 2017
- Kieron Williams**, S (9); Team leader in interceptions with five in 2016
- Mick Stoltenberg**, DT (8); Worked through knee injury to make 25 tackles as sophomore
- Chris Weber**, LB (4); Started four games in 2015, and is a three-year special teams standout
- Carlos Davis**, DT (4); Showed flashes of potential with four TFL and two sacks in 2016

SPECIAL TEAMS

Players with three or more career starts
Player, Position, (Career Starts), Notes

- Drew Brown**, PK (38); Set to challenge for top of Nebraska career scoring chart
- Caleb Lightbourn**, P (11); Took over starting punter role as a true freshman in 2016

2016 NEBRASKA SCHEDULE

The 2017 schedule will be highlighted by five Big Ten home games, including matchups against Ohio State, Wisconsin and Iowa. Northwestern and Rutgers will also travel to Lincoln. In non-conference play the Huskers will host Sun Belt champion Arkansas State and Northern Illinois.

Nebraska will also complete a home-and-home series with Oregon and make Big Ten road trips to Illinois, Purdue, Minnesota and defending conference champion Penn State.

- Nebraska's 2017 schedule features games against seven teams playing in bowl games this season.
- NU will play two Friday games—its traditional post-Thanksgiving game with Iowa and a Friday night contest at Illinois on Sept. 29.

2017 SCHEDULE NOTES

Date	Opponent	'16 Record (Bowl)
Sept. 2	Arkansas State	7-5 (Cure)
<i>Red Wolves also came to Lincoln in '09 and '12</i>		
Sept. 9	at Oregon	4-8
<i>Huskers won 35-32 thriller in Lincoln in 2016</i>		
Sept. 16	Northern Illinois	5-7
<i>First of four visits to Lincoln between 2017-23</i>		
Sept. 23	Rutgers	2-10
<i>Huskers defeated Rutgers in both '14 and '15</i>		
Sept. 29	Illinois	3-9
<i>Among first two Big Ten games for 5th straight year</i>		
Oct. 7	Wisconsin	10-3 (Cotton)
<i>Last two meetings decided on final play</i>		
Oct. 14	Ohio State	11-1 (CFP-Fiesta)
<i>NU defeated OSU in 2011 game in Lincoln</i>		
Oct. 28	at Purdue	3-9
<i>Nebraska has won 3 of 4 as Big Ten foes</i>		
Nov. 4	Northwestern	6-6 (Pinstripe)
<i>Last three in Lincoln decided by total of 8 pts.</i>		
Nov. 11	at Minnesota	8-4 (Holiday)
<i>Road team has won each of past two years</i>		
Nov. 18	at Penn State	11-2 (Rose)
<i>First meeting since 2013; NU 3-0 as Big Ten foes</i>		
Nov. 24	Iowa	8-4 (Outback)
<i>NU will look to end 2-game Iowa win streak</i>		



MIKE RILEY

HEAD COACH • ALABAMA (1975)

2ND YEAR AT NEBRASKA • 15-10 NEBRASKA RECORD
16TH COLLEGIATE SEASON • 107-90 COLLEGIATE RECORD

BEST REGULAR-SEASON WIN IMPROVEMENTS IN NEBRASKA HISTORY

Season	Record	Next Season	Record	Improvement
1899	1-7-1	1900	6-1-1	+5
1961	3-6-1	1962	8-2	+5
2015	5-7	2016	9-3	+4

A veteran head coach with NFL experience, Mike Riley is in his second season at Nebraska. The second-most experienced FBS coach behind Alabama's Nick Saban, Riley takes Nebraska to the Music City Bowl looking to become only the fifth coach in NCAA history to win eight of his first 10 bowl games. To accomplish that feat, Riley will have to beat an SEC opponent for the first time in his career, as his only previous game against an SEC team was a 22-21 overtime loss at No. 3 LSU in the 2004 season opener.

Riley guided the Huskers to a 9-3 regular season this fall. That marked a four-game improvement in the win column from the 2015 regular season, the third-largest improvement from one regular season to the next in the 127-year history of Nebraska football. Riley's 9-3 regular-season record tied the best mark of his collegiate coaching career, and a win in the bowl game would give Riley a career-best 10-3 record overall.

Riley has already guided Nebraska to its 50th nine-win season in 2016, the most nine-win seasons in NCAA history. He has the Huskers on the cusp of winning 10 games for the 28th time in school history. Riley led Nebraska to its highest ranking in the College Football Playoff poll (10th) this fall and to the program's highest AP ranking (No. 7) in six seasons. He also helped the Huskers finish second in the Big Ten West, a division that features three ranked teams, four eight-win teams and five bowl teams. Riley led Nebraska to five victories over bowl teams in 2016 and one win over a ranked opponent, while each of the Huskers' three losses came on the road to a current top-25 team.

In his first season at Nebraska in 2015, Riley led the Huskers to a 6-7 record that included four losses on the opponent's final offensive play. Nebraska's seven losses came by an average of 4.7 points per game, including four losses by three or fewer points. Nebraska posted four wins over bowl teams and defeated an opponent who finished the season with double-digit victories. None of the other 28 first-year head coaches in Nebraska history accomplished either of those feats, while NU's 39-38 upset over No. 6 Michigan State marked the highest ranked opponent a first-year Husker head coach has ever defeated.

Riley's first season culminated with a 37-29 victory over UCLA in the 2015 Foster Farms Bowl, continuing Riley's bowl game success. Riley became just the fourth Husker coach to win a bowl game in his debut season, while improving his career bowl record to 7-2. Riley boasts the fifth-highest bowl winning percentage in NCAA history (.778) among coaches with at least eight bowl appearances.

MIKE RILEY'S BOWL GAME COACHING HISTORY

- 7-2 Career Record
- 5-1 vs. Power Five Opponents
- 1 of 6 Coaches in NCAA History to Win His First 5 Bowl Games

BOWL WINS AMONG ACTIVE FBS COACHES

Rk.	Coach	Wins
1.	Urban Meyer	10
	Nick Saban	10
3.	Mark Richt	9
	Kyle Whittingham	9
5.	Gary Patterson	8
	Bob Stoops	8
7.	Mike Riley	7
	Bill Snyder	7
9.	Kirk Ferentz	6
	Bronco Mendenhall	6

RILEY BOWL GAMES AT OREGON STATE (6-2)

Year	Bowl Game	Opponent	Result
2003	Las Vegas Bowl	New Mexico	W, 55-14
2004	Insight Bowl	Notre Dame	W, 38-21
2006	Sun Bowl	Missouri	W, 39-38
2007	Emerald Bowl	Maryland	W, 21-14
2008	Sun Bowl	Pittsburgh	W, 3-0
2009	Las Vegas Bowl	BYU	L, 20-44
2012	Alamo Bowl	Texas	L, 27-31
2013	Hawaii Bowl	Boise State	W, 38-23

RILEY BOWL GAMES AT NEBRASKA (1-0)

Year	Bowl Game	Opponent	Result
2015	Foster Farms Bowl	UCLA	W, 37-29

ALL-TIME BEST BOWL GAME WIN PCT. (MIN. 8 BOWLS)

Rk.	Coach	Record	Win Pct.
1.	Kyle Whittingham*	9-1	.900
2.	John Robinson	8-1	.889
3.	Urban Meyer*	10-2	.820
4.	Tom O'Brien	8-2	.800
5.	Mike Riley*	7-2	.778

THE MIKE RILEY FILE

HEAD COACHING RECORD

- Overall: 173-165 (25th season)
- College: 108-90 (16th season)
- Nebraska: 15-10 (2nd season)

FAMILY

- Wife: Dee
- Children: Matthew, Kate
- Grandchild: Elijah Jo

COACHING NUMBERS

- 42 Years of Coaching Experience
- 25 Years as a Head Coach
- 16 Years as a Collegiate Head Coach
- 9 Years as a Professional Head Coach
- 3 Years as an NFL Head Coach
- 17 Years as an Assistant Coach
- 13 Years as a Collegiate Assistant Coach
- 4 Years as a Professional Assistant Coach
- 1 Year as an NFL Assistant Coach

HEAD COACHING EXPERIENCE

NEBRASKA

- 2015-PRESENT (2nd season; 15-10 record)

OREGON STATE

- 2003-14 (12 seasons; 85-66 record)
- 1997-98 (2 seasons; 8-14 record)
- 14 overall seasons (93-80 record)
- 6-2 record in eight bowl games
- 2008 Pac-10 Coach of the Year

SAN DIEGO CHARGERS

- 1999-2001 (3 seasons; 14-34 record)

SAN ANTONIO RIDERS (WLAFL)

- 1991-92 (2 seasons; 11-9 record)

WINNIPEG BLUE BOMBERS (CFL)

- 1987-90 (4 seasons; 40-32 record)
- 2 Grey Cup Championships (1987, 1990)

ASSISTANT COACH EXPERIENCE

NEW ORLEANS SAINTS

- Assistant Head Coach (2002)

USC

- Assistant Head Coach/
Offensive Coordinator (1993-96)

NORTHERN COLORADO

- Defensive Coordinator (1986)

WINNIPEG BLUE BOMBERS (CFL)

- Assistant Coach (1983-85)

LINFIELD COLLEGE

- Defensive Coordinator (1977-82)
- NAIA National Championship (1982)

WHITWORTH COLLEGE

- Graduate Assistant (1976)

CALIFORNIA

- Graduate Assistant (1975)

PLAYING EXPERIENCE

- Alabama (CB)
- National Championship (1973)

RILEY HEAD COACHING RECORD

YEAR	TEAM	RECORD
1987	Winnipeg (CFL)	12-6
1988	Winnipeg (CFL)	9-9
1989	Winnipeg (CFL)	7-11
1990	Winnipeg (CFL)	12-6
1991	San Antonio (WLAFL)	4-6
1992	San Antonio (WLAFL)	7-3
1997	Oregon St.	3-8
1998	Oregon St.	5-6
1999	San Diego (NFL)	8-8
2000	San Diego (NFL)	1-15
2001	San Diego (NFL)	5-11
2003	Oregon St.	8-5
2004	Oregon St.	7-5
2005	Oregon St.	5-6
2006	Oregon St.	10-4
2007	Oregon St.	9-4
2008	Oregon St.	9-4
2009	Oregon St.	8-5
2010	Oregon St.	5-7
2011	Oregon St.	3-9
2012	Oregon St.	9-4
2013	Oregon St.	7-6
2014	Oregon St.	5-7
2015	Nebraska	6-7
2016	Nebraska	9-3
Total	25 Years	173-165

COACHING BREAKDOWN**WINNIPEG BLUE BOMBERS**

- Overall: 40-32 (4 seasons)
- 2 Grey Cup Championships

SAN ANTONIO RIDERS

- Overall: 11-9 (2 seasons)

SAN DIEGO CHARGERS

- Overall: 14-34 (3 seasons)

OREGON STATE BEAVERS

- Overall: 93-80 (14 seasons)
- 1997-98: 8-14 (2 seasons)
- 2003-14: 85-66 (12 seasons)

NEBRASKA CORNHUSKERS

- Overall: 15-10 (2 seasons)

HEAD COACHING FACTS

- » 25 Years of Experience as a Head Coach
- » 16 Years as a Collegiate Head Coach
- » 9 Years as a Professional Head Coach
- » 3 Years as an NFL Head Coach

OVERALL COACHING FACTS

- » 42 Years of Coaching Experience
- » 17 Years as an Assistant Coach
- » 13 Years as a Collegiate Assistant Coach
- » 4 Years as a Professional Assistant Coach
- » 1 Year as an NFL Assistant Coach

MOST COACHING EXPERIENCE AMONG ACTIVE FBS COACHES*

1. Nick Saban (Alabama) 43 Years
2. Mike Riley (Nebraska) 42 Years
3. Bill Snyder (Kansas State) 41 Years
- Rocky Long (San Diego State) 41 Years

*college and professional experience only

2016 SEASON HIGHLIGHTS

- Named to the Paul "Bear" Bryant (1 of 23) and Bobby Dodd (1 of 18) Coach of the Year watch lists
- Led Nebraska to a 9-3 regular season, the best regular-season record of his coaching career
- Helped Nebraska improve by four wins from the 2015 regular season
- The four-game win improvement from the 2015 regular season to the 2016 regular season ranked as the third-largest in school history
- Led Nebraska to its highest-ever College Football Playoff ranking (No. 10)
- Led Nebraska to its highest AP ranking in six seasons (No. 7)
- Led Nebraska to its highest coaches' poll ranking in six seasons (No. 6)
- The No. 6 ranking marked the highest ranking a Riley-coached team has ever achieved in any of the three major polls (AP, coaches, CFP)
- Led NU to its best start in 15 seasons (7-0)
- Nebraska was one of the nation's last nine remaining unbeaten teams
- Posted an overall eight-game winning streak, the program's longest since 2000-01
- Defeated No. 22 Oregon for his 15th win over a ranked team in the past 12 seasons
- Finished second in the Big Ten West, a division with three top-25 teams and five bowl teams
- Posted a total of five wins over bowl teams
- Nebraska's three losses all came on the road to current top-25 teams
- Won his 100th game vs. Fresno State, becoming the eighth active FBS coach with 100 wins at a Power Five school(s)
- Nebraska ranked third nationally in fourth-quarter scoring margin behind SEC champion Alabama and Big Ten champion Penn State
- Nebraska posted a dramatic turnaround in turnover margin, improving from 117th in 2015 to 31st in 2016
- NU has lost only 13 turnovers in 2016 after losing 27 turnovers in 2015
- The Huskers' 13 turnovers are their fewest in a season since 1992
- 25 Huskers earned academic All-Big Ten honors
- Three Huskers were first-team academic all-region honorees
- 24 of Nebraska's 30 seniors have already graduated (80 percent)
- In his first two years, 40 of 49 seniors earned their degrees before their final game (82 percent)

2015 NEBRASKA HIGHLIGHTS

- Became the third Husker head coach to win a bowl game in his first season
- Became the only NU head coach to defeat four bowl teams in his first season
- Became the only first-year Nebraska head coach to defeat an opponent who finished the season with 10 or more wins (Michigan State)
- Led Nebraska to a 37-29 Foster Farms Bowl victory over UCLA
- Guided the Huskers to a 39-38 win over No. 6 Michigan State
- The win over the No. 6 Spartans marked the highest ranked opponent a first-year Nebraska coach has ever defeated
- The victory marked only the third time in Nebraska history that an unranked Husker team had upset a top-10 opponent (first since 1977)
- Nebraska's seven losses came by an average of 4.7 points per game, including four losses by three or fewer points
- The Huskers lost four games on the opponent's final offensive play
- Nebraska did not lose a single game by more than 10 points for the first time since 1999
- Four Huskers were selected in the 2016 NFL Draft, including three selections in the first four rounds
- 22 Huskers earned 2016 Academic All-Big Ten honors and a school-record 64 players were named to the 2016 Brook Berringer Citizenship Team

CAREER HIGHLIGHTS

- Is the only coach in college football to win a professional title as a head coach
- Has won championships at the NAIA, FBS and professional levels
- Boasts 42 years of collegiate and professional coaching experience, the 2nd-most experience of any active FBS head coach
- Named the nation's No. 2 most underrated coach in a 2014 ESPN survey of FBS head coaches
- 1 of 6 active FBS head coaches who has been an NFL head coach
- 2008 Pac-10 Coach of the Year
- 16 wins over ranked teams in 16 seasons as a college coach
- Five wins over top-10 teams and three wins over top-three teams
- More victories than any other coach in Oregon State history (93)
- 11th in Pac-12 history with 58 conference wins
- 32 NFL Draft picks as Oregon State head coach
- Coached 14 AP All-Americans in 14 seasons at Oregon State
- Only active NCAA coach who has tutored two Biletnikoff Award winners
- Head Coach of San Diego Chargers (1999-2001)
- 2 Grey Cup Championships in four seasons
- 1987 CFL title in his first season as a head coach at any level
- Youngest head coach to win a professional title since the NFL-AFL merger (1970)
- 1982 NAIA National Champion as defensive coordinator at Linfield College



MARK BANKER

DEFENSIVE COORDINATOR

2ND SEASON
SPRINGFIELD COLLEGE (1978)

2016 NEBRASKA COACHING HIGHLIGHTS

- Guided Nebraska to top-35 national rankings in first down defense (12th), interceptions (12th), total defense (21st), pass efficiency defense (29th), scoring defense (31st) and rushing defense (34th).
- Nebraska's pass defense ranking has improved 79 spots from 2015, the second-best improvement in the country.
- Nebraska's total defense ranking has improved 43 spots from 2015, the fifth-best improvement of any Power Five team.
- NU is allowing five fewer points per game and 50 fewer yards per game than it did in 2015.
- The Huskers held seven of 12 opponents to 17 or fewer points.
- Senior safety Nathan Gerry earned first-team All-America accolades from Pro Football Focus.
- Banker worked with NU's safeties during the regular season, and Kieron Williams ranked 9th nationally in interceptions and Gerry ranked 27th.
- Four Husker defenders earned All-Big Ten honors.

2015 NEBRASKA COACHING HIGHLIGHTS

- Ranked 9th nationally in rushing defense and 24th in third-down defense
- Allowed 110 rushing yards per game, the program's lowest mark in seven years
- Defense featured nine first-time starters and eight underclassmen starters
- Three Huskers earned All-Big Ten honors
- Produced two 3rd-round NFL Draft picks (Maliek Collins, Vincent Valentine)

NFL COACHING HIGHLIGHTS

- Three seasons as an NFL assistant coach
- Served as the San Diego Chargers Defensive Coordinator in 2001
- Led the Chargers to a No. 11 total defense ranking in 2001

COLLEGE COACHING HIGHLIGHTS

- 33rd season as a full-time collegiate assistant coach
- 29th season as a collegiate defensive coordinator
- 70 Oregon State defenders earned all-conference honors under Banker
- Ranked 2nd in Pac-12 in scoring defense and 3rd in total defense in 2012
- Five Oregon State defensive players were selected in the 2009 NFL Draft
- Ranked second in Pac-10 in total defense in 2008
- Eight Beaver defenders earned all-conference honors in 2008
- Led the nation in rush defense in 2007 and ranked 4th in sacks and 8th in total defense
- Nine Beaver defenders earned Pac-10 all-conference honors in 2007
- Ranked 3rd nationally and led the Pac-10 in sacks in 2006
- Led Pac-10 in rushing defense in 2005
- Ranked 2nd in the Pac-10 in total defense in 2004
- Led the Pac-10 and ranked 7th nationally in total defense in 2003, and also ranked in the top 10 nationally in interceptions and rushing defense



DANNY LANGSDORF

OFFENSIVE COORDINATOR/QUARTERBACKS

2ND SEASON
LINFIELD (ORE.) COLLEGE (1995)

2016 NEBRASKA COACHING HIGHLIGHTS

- Nebraska ranks sixth nationally in sacks allowed, 22nd in time of possession, 27th in passing yards per completion and 28th in third-down offense.
- The Huskers have turned the ball over on offense only 13 times, a total that ranks 13th nationally and is the program's lowest total since 1992.
- Langsdorf helped senior quarterback Tommy Armstrong Jr. become Nebraska's all-time leader in completions, passing yards, passing touchdowns, total touchdowns and total offense.
- Armstrong ranks 10th nationally in passing yards per completion (14.4).
- Armstrong was twice named the Big Ten Offensive Player of the Week and was on the watch list for the Maxwell, O'Brien, Unitas and Manning Awards.
- Helped senior I-back Terrell Newby rush for a career-high 864 yards.
- Five Husker offensive players earned All-Big Ten accolades.

2015 NEBRASKA COACHING HIGHLIGHTS

- Husker offense ranked 24th nationally in third-down conversions, 33rd in passing offense and 34th in total offense
- NU ranked 2nd in the Big Ten in passing and total offense and 3rd in scoring
- Nebraska threw for 3,470 yards, a total that ranked third in school history
- The Huskers passed for 3,000 yards and rushed for 2,000 yards for only the third time in program history
- Tommy Armstrong Jr. became the third Husker to throw for 3,000 yards

NFL COACHING HIGHLIGHTS

- Four seasons as an NFL assistant coach
- Spent the 2014 season as the New York Giants Quarterbacks Coach, where he worked with Eli Manning
- Manning posted a career-best 63.1 percent completion rate in 2014, while throwing for 4,410 yards and 30 touchdowns
- Was an offensive coordinator in the Canadian Football League for three years

COLLEGE COACHING HIGHLIGHTS

- 17th season as a full-time collegiate assistant coach
- 11th season as a collegiate offensive coordinator
- Oregon State set a school record for total offensive yards in 2013, while leading the Pac-12 in passing and ranking 3rd in total offense
- Langsdorf coached the all-time leading passer in Oregon State and Pac-12 history in Sean Mannion, who completed his career with 13,600 passing yards
- Mannion was selected in the third round of the 2015 NFL Draft
- Coached NFL quarterbacks Sean Canfield and Matt Moore who rank 5th and 6th in Oregon State history in passing yards
- Langsdorf offenses also featured two of the top three rushers in school history and the top three receivers
- 2009 Beaver offense led the Pac-10 in passing, pass efficiency and first downs and ranked in the top three in scoring offense and total offense
- Oregon State ranked 2nd in the Pac-10 in passing offense in 2008, while finishing 3rd in total offense
- Receiver Brandin Cooks thrived in Langsdorf's offense, winning the 2013 Biletnikoff Award after setting Pac-12 records for catches (128) and yards (1,730)





TRENT BRAY

LINEBACKERS

2ND SEASON
OREGON STATE (2007)

2016 NEBRASKA COACHING HIGHLIGHTS

- Bray was one of 40 nominees for the 2016 Broyles Award, presented annually to the nation's top assistant coach.
- His linebackers have helped Nebraska rank in the top 35 nationally in first down defense (12th), interceptions (12th), total defense (21st), pass efficiency defense (29th), scoring defense (31st) and rushing defense (34th).
- Bray's linebackers have combined for 258 tackles, 24 TFLs and 2.5 sacks.
- Husker linebackers have produced a total of five double-figure tackle games.
- Honorable-mention All-Big Ten selection Josh Banderas leads Nebraska with a career-high 89 tackles, 28 more than his previous career high.
- Banderas has totaled 150 tackles and 15 TFLs in two seasons under Bray, after recording only 78 tackles and five TFLs in his first two seasons.

2015 NEBRASKA COACHING HIGHLIGHTS

- Nebraska's linebackers combined for 239 tackles and 26 tackles for loss
- Coached Dedrick Young to a spot on the Big Ten All-Freshman team
- Young became the first true freshman linebacker to start a season opener at Nebraska, and his 61 tackles were the most by a true freshman in NU history

COLLEGE COACHING HIGHLIGHTS

- 7th season as a full-time collegiate assistant coach
- 7th season coaching linebackers at a Power Five school
- Helped lead Oregon State to two bowl appearances in his three seasons
- Helped 2012 OSU defense rank 2nd in the Pac-12 in scoring defense
- Beaver defense ranked 3rd in Pac-12 in 2012 in total defense, rush defense and pass defense
- Coached two Arizona State linebackers to all-conference accolades

PLAYING CAREER HIGHLIGHTS

- First-Team All-Pac-10 linebacker in 2005
- Ranks among the top 10 tacklers in OSU history with 337 career tackles
- 2004 Insight Bowl Defensive MVP
- Spent one season playing professionally in NFL Europe



MIKE CAVANAUGH

OFFENSIVE LINE

2ND SEASON
SOUTHERN CONNECTICUT STATE (1986)

2016 NEBRASKA COACHING HIGHLIGHTS

- Of the eight Huskers to start a game on the offensive line in 2016, six are first-time starters and three had never played before this season.
- Despite injuries and new faces, the line has helped Nebraska nearly match its rushing average from last season.
- In pass protection, Nebraska leads the Big Ten and ranks sixth nationally in fewest sacks allowed, the second year Cavanaugh's unit has ranked in the top 10 nationally in that category.
- The line has helped Nebraska control the ball this season, as the Huskers rank 22nd nationally in time of possession.
- Sophomore tackle Nick Gates earned third-team All-Big Ten honors from the media, one of only three sophomore linemen named All-Big Ten.
- Senior center Dylan Utter was a semifinalist for the Burlsworth Trophy and made the watch list for the Rimington Trophy (nation's top center).

2015 NEBRASKA COACHING HIGHLIGHTS

- Nebraska's offensive line allowed only 14 sacks in 13 games, ranking 9th nationally in fewest sacks allowed
- The line paved the way for Nebraska to pass for 3,000 yards and rush for 2,000 yards for only the third time in Husker history
- The line helped NU rank second in the Big Ten in passing and total offense
- Tackle Alex Lewis earned All-Big Ten honors and was selected by the Baltimore Ravens in the 4th round of the 2016 NFL Draft

NFL COACHING HIGHLIGHTS

- Two seasons as an NFL assistant coach
- Spent two seasons on Mike Riley's San Diego Chargers staff

COLLEGE COACHING HIGHLIGHTS

- 28th season as a full-time collegiate assistant, all as offensive line coach
- Six seasons as a collegiate offensive coordinator
- Helped lead Beavers to six bowl appearances in 10 seasons at Oregon State
- Coached 23 all-conference linemen at Oregon State
- Four Beaver offensive linemen were selected in the NFL Draft
- Offensive line helped quarterback Sean Mannion become the Pac-12's all-time leading passer
- 2013 Beaver offense ranked 3rd nationally in passing offense
- Had a first- or second-team all-conference offensive lineman for five straight seasons from 2006 to 2010
- Helped Hawaii rank in the top 10 nationally in total offense three times in six seasons





REGGIE DAVIS

RUNNING BACKS

2ND SEASON
WASHINGTON (1998)

2016 NEBRASKA COACHING HIGHLIGHTS

- Davis' running backs have helped Nebraska average nearly 180 rushing yards per game.
- Husker I-backs have been outstanding in protecting the ball, combining for only five fumbles (three lost) this season in a combined 572 touches.
- Nebraska's I-backs have gone eight consecutive games without fumbling, dating back to two lost fumbles at Northwestern on Sept. 24.
- Senior I-back Terrell Newby has rushed for a career-high 864 yards in 2016, including 746 yards in Big Ten play (eighth in the league and just 43 yards from third).
- Newby earned honorable-mention All-Big Ten honors, the first all-conference accolade of his career.

2015 NEBRASKA COACHING HIGHLIGHTS

- Running backs helped Nebraska rush for 2,430 yards, the program's eighth consecutive 2,000-yard rushing season
- NU's three primary running backs, Terrell Newby (765 yards), Imani Cross (451) and Devine Ozigbo (209), all posted career-high rushing totals
- Fullback Andy Janovich, an honorable-mention All-Big Ten pick, rushed for 265 yards, more yards than all other Husker fullbacks had totaled in the previous 11 seasons combined
- Janovich was the first fullback taken in the 2016 NFL Draft, as he was selected with the first pick in the 6th round by the Denver Broncos

NFL COACHING HIGHLIGHTS

- Four seasons as an NFL assistant coach
- Part of three San Francisco teams that appeared in NFC title games, including Super Bowl XLVII following the 2012 season
- Coached San Francisco All-Pro tight end Vernon Davis from 2011 to 2013, helping Davis become the first tight end in NFL history with two seasons with 12 or more touchdown receptions

COLLEGE COACHING HIGHLIGHTS

- 9th season as a full-time collegiate assistant coach
- 5th season coaching running backs at a Power Five school
- Coached Oregon State's Jacquizz Rodgers, a three-time first-team All-Pac-10 selection who had three straight 1,000-yard rushing seasons from 2008 to 2010
- Helped 2009 Oregon State offense rank in the top three in the Pac-10 in scoring, passing and total offense
- In 2008 Davis helped Rodgers become the first freshman in Pac-10 history to win the conference's Offensive MVP honor
- Began coaching under Jim Harbaugh at the University of San Diego in 2004

PLAYING CAREER HIGHLIGHTS

- Played tight end for two seasons for Mike Riley's San Diego Chargers
- Caught 13 career passes for 137 yards and one touchdown



JOHN PARRELLA

DEFENSIVE LINE

1ST SEASON
NEBRASKA (2012)

2016 NEBRASKA COACHING HIGHLIGHTS

- Parrella worked with a defensive line that lost three starters from 2015 - including a pair of third-round NFL Draft picks - and featured eight freshmen or sophomores among the 12-player rotation.
- The line helped Nebraska rank 12th nationally in first down defense, 21st in total defense, 29th in pass efficiency defense, 31st in scoring defense and 34th in rushing defense.
- The line combined for 167 tackles, 17.0 sacks and 30 TFLs.
- Senior Ross Dzuris leads Nebraska with 5.5 sacks and 10 TFLs while recording 43 tackles, eclipsing his career totals entering the year in all three categories (24 tackles, 2.5 sacks, 9 TFLs).
- Senior Kevin Maurice has totaled 35 tackles, 4.0 sacks and 6 TFLs in 2016 after recording 32 tackles, 1.5 sacks and 4 TFLs in his first three years combined.
- Dzuris and Maurice both earned honorable-mention All-Big Ten honors, the first all-conference recognition of their careers.

COLLEGE COACHING HIGHLIGHTS

- 4th season as a full-time collegiate assistant coach
- 3rd season as a collegiate defensive line coach
- Helped Chabot (Calif.) Junior College to a conference championship in 2013
- Started varsity program at Valley Christian High School in San Jose, Calif.
- Led Valley Christian to the playoffs in each of the school's first four varsity seasons
- Led Valley Christian to a state semifinal appearance in the school's first season as a varsity sport in 2009

NFL PLAYING CAREER HIGHLIGHTS

- 12-year NFL career for the Buffalo Bills, San Diego Chargers and Oakland Raiders
- Played three seasons for Head Coach Mike Riley with the Chargers
- Played in 172 games in his NFL career with 111 starts
- Played in Super Bowl XXVIII with the Bills, Super Bowl XXIX with the Chargers and Super Bowl XXXVII with the Raiders
- Ended his pro career as one of seven players in NFL history to go to the Super Bowl with three different franchises
- Recorded 335 career tackles and 26.5 career sacks
- Selected by the Buffalo Bills in the 2nd round of the 1993 NFL Draft with the No. 55 overall pick

NEBRASKA PLAYING CAREER HIGHLIGHTS

- Three-year letterwinner for Nebraska from 1990-92
- Began his career as a walk-on and went on to be an all-conference selection and a 1993 2nd-round NFL Draft pick
- Recorded 137 career tackles, 22 TFLs and 9.5 sacks
- First-team All-Big Eight selection and team captain in 1992
- Honorable-mention All-Big Eight selection in 1991
- Helped Nebraska to three Big Eight championships and a 29-6-1 record in his three seasons as a letterwinner
- Totaled 19 tackles and three tackles for loss in two Orange Bowls





BRIAN STEWART

SAFETIES

2ND SEASON
NORTHERN ARIZONA (1995)

2016 NEBRASKA COACHING HIGHLIGHTS

- Stewart coached NU's cornerbacks during the regular season, but will work with the Husker safeties after the addition of Donté Williams to the staff.
- Nebraska's cornerbacks combined for 109 tackles, 3.0 sacks, eight TFLs, four interceptions and 17 pass breakups.
- Stewart's cornerbacks contributed to a Nebraska secondary that ranks 12th nationally in interceptions and 29th in pass efficiency defense.
- Nebraska's 16 interceptions are its most in six seasons.
- The cornerbacks played a leading role in Nebraska improving 79 spots in the national pass defense rankings from 2015 to 2016, the second-best improvement nationally.
- Junior cornerback Chris Jones earned honorable-mention All-Big Ten honors, the first all-conference recognition of his career.
- Jones was also named to Pro Football's Focus' early-season All-America team.
- Junior cornerback Joshua Kalu was one of 19 quarterfinalists for the Lott IMPACT Trophy.

2015 NEBRASKA COACHING HIGHLIGHTS

- Young secondary had 23 total starts by freshmen or sophomores
- Limited No. 3 Iowa to 97 passing yards in the final regular-season game
- Coached two All-Big Ten performers in Nathan Gerry (S) and Joshua Kalu (CB)

NFL COACHING HIGHLIGHTS

- Eight seasons as an NFL assistant coach
- Coached for two division champions and four playoff teams
- Coached 14 Pro Bowl players
- Was the Dallas Cowboys Defensive Coordinator in 2007 and 2008
- Cowboys led the NFL in sacks in both seasons
- Cowboys led the NFL with five Pro Bowl defenders in 2007
- Helped the Cowboys to a 13-3 record and an NFC East title in 2007
- Helped San Diego to a 14-2 record and an AFC West title in 2006

COLLEGE COACHING HIGHLIGHTS

- 16th season as a full-time collegiate assistant coach
- Five seasons as a collegiate defensive coordinator
- As defensive coordinator, helped Maryland rank among conference leaders in sacks in 2013 (37) and 2014 (32)
- Guided a 2012 Terrapin defense that was in the top three in the ACC and top 35 nationally in total defense, rushing defense and passing defense
- Served as Houston's defensive coordinator in 2010 and 2011, helping the Cougars to a 13-1 record and No. 14 ranking in 2011
- Coordinated a Cougar defense that ranked in the top 15 nationally in interceptions, TFLs, takeaways and opponent completion percentage



DONTÉ WILLIAMS

CORNERBACKS

1ST GAME
IDAHO STATE (2005)

2016 NEBRASKA COACHING HIGHLIGHTS

- Williams was announced as Nebraska's newest assistant coach on Dec. 5.
- Williams will coach in the bowl game and will work with the NU cornerbacks.

2016 COACHING HIGHLIGHTS (AT ARIZONA)

- Spent the 2016 regular season coaching cornerbacks at Arizona
- Limited playoff qualifier Washington to 160 passing yards in an overtime loss, the Huskies' fewest passing yards in the regular season
- Held Washington quarterback Jake Browning, the Pac-12 Offensive Player of the Year, to 160 passing yards, his lowest total of the regular season
- Also held No. 16 Stanford to 104 passing yards
- Five different secondary players recorded an interception
- Helped spearhead recruiting efforts for an Arizona recruiting class ranked in the top 15 nationally

NFL COACHING HIGHLIGHTS

- Completed a summer coaching internship with the Seattle Seahawks (2012)

COLLEGE COACHING HIGHLIGHTS

- 9th season as a collegiate assistant coach
- Is coaching at his third Power Five Conference program
- Was named a Top 10 recruiter in college football by Sports Illustrated in 2015
- Named top recruiter in the Mountain West Conference by 247 Sports in 2014
- Spent two years as San Jose State's secondary coach from 2014-15
- SJSU led the nation in pass defense in 2014 and finished second in 2015
- Allowed only 117.8 passing yards per game in 2014 and 153.6 passing yards per game in 2015
- In his first year as secondary coach, SJSU improved 74 spots in the national rankings in passing defense and 103 spots in passing touchdowns allowed
- Also coached the Spartans' cornerbacks in 2013
- Spent two years as a graduate assistant at Washington in 2011 and 2012
- Coached at Nevada in 2010
- Coached at Mount San Antonio College in 2009
- Earned his first full-time job as secondary coach at El Camino College in 2008





KEITH WILLIAMS

WIDE RECEIVERS

2ND SEASON
SAN DIEGO STATE (1996)

2016 NEBRASKA COACHING HIGHLIGHTS

- Despite a rash of injuries, Williams' wideouts combined for 124 catches, 1,929 receiving yards and 12 touchdowns.
- Nebraska ranks 27th nationally in yards per completion (13.7).
- Seniors Jordan Westerkamp and Brandon Reilly were both named to the Biletnikoff Award watch list.
- Despite injuries, Westerkamp was named a third-team All-Big Ten selection by the league's coaches, his second straight all-conference accolade.
- Westerkamp enters the bowl game ranked 2nd all-time at Nebraska in career receptions and fourth in career receiving yards and touchdown receptions.
- Westerkamp has caught at least one pass in every game he has played under Williams' direction, and Westerkamp needs one catch in the bowl game to tie the Nebraska record with his 37th straight game with a reception.
- Individually, senior Alonzo Moore ranks 22nd nationally in yards per reception (18.8) despite battling injuries nearly all season.

2015 NEBRASKA COACHING HIGHLIGHTS

- NU receivers combined for 192 receptions, 2,774 yards and 23 touchdowns
- The group helped Nebraska total 3,470 receiving yards, the third-most receiving yards in school history
- Jordan Westerkamp earned All-Big Ten accolades and was named to the Biletnikoff Award watch list (nation's top receiver)
- Westerkamp caught 65 passes, the most ever by a Husker wide receiver
- Westerkamp finished with 918 receiving yards, good for 3rd in NU history
- Stanley Morgan Jr. earned a spot on the Big Ten All-Freshman team after totaling 25 catches for 304 yards and three touchdowns
- Brandon Reilly led the Big Ten with an average of 18.9 yards per reception, a mark that ranked second in program history

NFL COACHING HIGHLIGHTS

- Served a minority internship with the San Diego Chargers in 2008

COLLEGE COACHING HIGHLIGHTS

- 17th season as a full-time collegiate assistant, all as a wide receivers coach
- 8th season as a wide receivers coach at the FBS level
- Eight of Williams' former wideouts played in the NFL in 2015
- Part of four bowl teams during his career
- Helped Tulane receiver Ryan Grant earn All-Conference USA honors and finish in the top five in school history in catches (196) and yards (2,769 yards)
- Coached three All-WAC selections at receiver at Fresno State, including first-team choice Jalen Saunders
- Coached San Jose State standout Edell Shepherd, who set Spartan school records with 1,500 receiving yards and 14 touchdowns in 2001

PLAYING CAREER HIGHLIGHTS

- Was a wide receiver for the Washington Redskins in 1994
- Played professionally in the Canadian Football League (2 seasons) and the World League of American Football (1 season)



HARDIE BUCK

GRADUATE ASSISTANT WIDE RECEIVERS

Hardie Buck is in his second season at Nebraska in 2016 and his first year as a graduate assistant coach. Buck primarily assists wide receivers coach Keith Williams while working with the Husker wideouts.

Buck served as an offensive graduate manager in 2015. In his first season with the Huskers, Buck assisted Williams, who coached a Nebraska receiving corps that was a strength of an offense that ranked in the top three in the Big Ten in scoring, passing and total offense.

Before joining the Huskers, Buck served as the special teams coordinator at Jacksonville State University during the 2014 season. He spent the 2012 and 2013 seasons assisting special teams coach Bruce Read at Oregon State.

Buck played collegiately at Alabama. A wide receiver, he was a member of Alabama's 2009 and 2011 national championship teams.



TAVITA THOMPSON

GRADUATE ASSISTANT TIGHT ENDS

Tavita Thompson is in his second season on the Nebraska staff as a graduate assistant coach, serving as NU's tight ends coach.

In 2015, Thompson helped the Husker tight ends play a key role in an offense that finished in the top three in the Big Ten in scoring, passing and total offense. Cethan Carter caught 24 passes for 329 yards and two touchdowns, and earned honorable-mention All-Big Ten accolades.

Thompson came to Nebraska from Oregon State, where he was a graduate assistant coach. He coached at Pacific (Oregon) in 2011, serving as the team's defensive line coach. Thompson was a four-year letterwinner at OSU and was a member of four Oregon State bowl winning teams. Following his Oregon State career, Thompson appeared in two games for the New York Jets during the 2009 preseason and spent the 2010 season in the United Football League.



ROMAN SAPOLU

GRADUATE ASSISTANT OFFENSIVE LINE

Roman Sapolu is in his first season as a graduate assistant at Nebraska after serving as the Huskers' graduate manager for offensive quality control last season. In 2015, Sapolu primarily worked with offensive line coach Mike Cavanaugh, Sapolu's college position coach at Oregon State. Sapolu continued to assist Cavanaugh this season while expanding his duties to include on-field coaching and instruction.

Sapolu started his coaching career in 2014, after his senior season with the Beavers was cut short due to injury. A four-year letterwinner on the offensive line, Sapolu remained on the Beaver squad for the remainder of the season and assisted coach Cavanaugh.



BLAIR TUSHAUS

GRADUATE ASSISTANT DEFENSIVE LINE

Blair Tushaus joined the Nebraska football program in January of 2016 and serves as a graduate assistant coach. Tushaus works primarily with the defensive line and first-year Husker assistant coach John Parrella.

Tushaus joined the Nebraska staff after working at Desert Mountain High School in Arizona in 2015. Tushaus played college football at both Arizona and BYU. He spent his first three seasons from 2010 to 2012 at BYU and appeared in 15 career games with the Cougars. Tushaus did not play football while attending Arizona State in 2013, but finished his career at Arizona in 2014. He was the Wildcats' top blocking tight end and also played on special teams, helping Arizona to a Fiesta Bowl appearance.

NEBRASKA FOOTBALL SUPPORT STAFF

FOOTBALL STRENGTH COACHES



Mark Philipp
Assistant Football
Strength Coach



Clete McLeod
Associate Football
Strength Coach



Jamie Belt
Assistant Football
Strength Coach



Andrew Ervin
Assistant Football
Strength Coach



Darren Mustin
Assistant Football
Strength Coach



Tucker Zeleny
Director of Sports
Analytics/Data Analysis

FOOTBALL OPERATIONS, RECRUITING AND OFFICE STAFF



Dave Van De Riet
Associate A.D. for
Football Operations



Hilary O'Bryan
Assistant Director of
Football Operations



Billy Devaney
Exec. Dir. of Player
Personnel/Special
Asst. to Head Coach




Ryan Gunderson
Director of
Player Personnel



Andy Vaughn
Dir. of Football &
Recruiting Operations



Kenny Wilhite
Director of High
School Recruiting



Todd McShane
Associate Director of
Player Personnel



Joni Duff
Assistant
to the Defense




Terri Riggins
Football Staff
Secretary - Offense



Malcolm Agnew
Personnel Assistant



Jon Clark
Defensive Assistant
Defensive Backs




Nick Halberg
Offensive Analyst &
Recruiting Specialist

FOOTBALL STAFF



Chase Haslett
Offensive Assistant
Quarterbacks



Keaton Kristick
Defensive Assistant



Shelly Lyons
Defensive Assistant
Linebackers



Michael Philipp
Offensive Assistant
Offensive Line



James Rodgers
Player Personnel
Intern




Nick Smith
Special Teams
Assistant

FOOTBALL VIDEO STAFF



John Weiss
Offensive Assistant
Fullbacks



Tate Guillotte
Director of Video
Technology



Ryan Voecks
Video Coordinator



Jay Terry
Equipment
Manager



Bryan Harrod
Asst. Equipment
Manager

FOOTBALL EQUIPMENT STAFF



Lindsey Remmers
Director of
Sports Nutrition

NUTRITION

ATHLETIC MEDICINE



Lonnie Albers, M.D.
Associate A.D.
Athletic Medicine



Mark Mayer
Head Football
Athletic Trainer



David Rule
Assistant
Athletic Trainer



Drew Hamblin
Assistant
Athletic Trainer



Jerry Weber
Associat Director of
Athletic Medicine/
Head Athletic Trainer



Robert Dugas, M.D.
Chief of Staff

ADDITIONAL ATHLETIC ADMINISTRATION



Marc Boehm
Executive Assoc. A.D.
Development &
Events



John Jentz
Executive Assoc. A.D.
CFO



Dennis Leblanc
Executive Assoc. A.D.
Academics



Pat Logsdon
Executive Assoc. A.D.
Administration & SWA



Steve Waterfield
Executive Assoc. A.D.
Performance &
Strategic Resarch



Bob Burton
Sr. Associate A.D.
Facilities &
Capital Planning



Diane Mendenhall
Sr. Associate A.D.
Ticketing, Premium Seating
& Strategic Engagement



Jamie Vaughn
Sr. Associate A.D.
Compliance



David Witty
Sr. Associate A.D.
Marketing &
Communications



Keith Zimmer
Sr. Associate A.D.
Life Skills & N Club



Chris Anderson
Associate A.D.
Community, Governmental
& Charitable Relations



Chris Brasfield
Associate A.D.
Student-Athlete
Recruitment & Experience



Butch Hug
Associate A.D.
Facilities & Events



John Ingram
Associate A.D.
Capital Planning &
Construction



Holly Adam
Assistant A.D.
Ticketing




Daisymae Brayton
Assistant A.D.
Human Resources



Boyd Epley
Assistant A.D.
Strength &
Conditioning



Jami Hagedorn
Assistant A.D.
Business Operations



Eric Haynes
Assistant A.D.
Facilities



Shot Kleen
Assistant A.D.
HuskerVision



Keith Mann
Assistant A.D.
Communications



Kelly Mosier
Assistant A.D.
Creative &
Emerging Media



Jason Rathe
Assistant A.D.
Marketing &
Fan Experience



Laure Ragoss
Assistant A.D.
Compliance



SHAWN EICHORST

DIRECTOR OF ATHLETICS • 4TH YEAR
WISCONSIN-WHITEWATER • 1990

ADMINISTRATIVE EXPERIENCE

NEBRASKA (2013-PRESENT)

» Director of Athletics

MIAMI (FLA.) (2011-12)

» Director of Athletics

WISCONSIN (2006-11)

» Deputy Athletic Director (2009-11)

» Executive Associate Athletic Director (2007-09)

» Senior Associate Athletic Director (2006-07)

SOUTH CAROLINA (2004-06)

» Senior Associate Athletic Director

WISCONSIN-WHITEWATER (1999-03)

» Director of Athletics

PERSONAL

» Education: B.B.A., Wisconsin-Whitewater (1990);

» Juris Doctorate, Marquette (1995)

» Family: Kristin (wife); Jack, Joseph and Bennett (children)

Shawn Eichorst was recruited and hired by the University of Nebraska in 2012 and quickly displayed an incredible passion for the University and for its student-athletes as well as the State of Nebraska. As the leader of a tradition-rich athletic program with 24 intercollegiate teams, 600-plus student-athletes and more than 325 full-time employees, Eichorst has relied on a strong value system and a student-centered approach to lead the department. Nebraska's primary mission is to provide student-athletes with the resources and support they need to be successful in academics, athletics and life. The health, safety and welfare of student-athletes are priority one and the essence of every decision made at Nebraska. Since Eichorst arrived in Lincoln, resources and services in every student-athlete support unit have been reviewed, improved and enhanced, including academics, athletic medicine, life skills, nutrition, sports psychology, strength and conditioning and performance/research (i.e. Nebraska Athletic Performance Laboratory (NAPL) and the Center for Brain, Biology and Behavior (CB3)).

Eichorst has continued to move Nebraska forward aggressively with several new initiatives to enhance the student-athlete experience. Beginning in the summer of 2015, Nebraska became the first athletic department in the country to offer laptop computers to every student-athlete and created a data analytics department. Husker student-athletes in all sports now receive four-year, full cost of attendance-based scholarships. Nebraska was also the first-known department of athletics to create a post-eligibility opportunity (PEO) program, where every Husker letterwinner who graduates and has exhausted his or her eligibility has an opportunity to pursue either an internship, study abroad or graduate school program valued at \$7,500. Nebraska was also one of the first institutions to create a spring service abroad trip, taking a team of student-athletes and staff to Guatemala in 2015 and to the Dominican Republic in 2016.

Eichorst is in high demand and has made more than 500 public appearances around the state and country and his monthly radio show and "Connecting on Campus" online column provide opportunities to connect and share the incredible activities, initiatives and accomplishments happening at the greater University and in the department. As a member of the Chancellor's Senior Administrative Team, Eichorst maintains a strong connection and collaboration between the University and athletics.

A highly respected national leader, Eichorst was appointed in 2015 to the Division I Football Oversight Committee. Most recently, Eichorst was named co-chair of the NCAA Division I Football Recruiting ad hoc working group. He also serves on the Big Ten Conference Program and Budget Review Committee. Eichorst was the first Director of Athletics from any conference to visit the Big Ten Conference-based Academic Alliance (formerly known as the Committee on Institutional Cooperation) at its Champaign, Ill., headquarters. The Big Ten Academic Alliance is a highly successful academic-based consortium of 15 schools, including all 14 in the Big Ten Conference. Nebraska is leading the Big Ten and the Big Ten Academic Alliance in several areas, including Digital Humanities and head injury research.

Under Eichorst, Nebraska extended its nation-leading total of CoSIDA Academic All-Americans to 327 and its nation-leading total of NCAA Top Ten Award winners to 17. More than 700 awards were presented at the 26th Annual Student-Athlete Awards Show—A Night at the Lied. In 2015-16, 109 student-athletes earned undergraduate or graduate degrees and the Big Ten Conference honored 209 Husker student-athletes with Academic All-Big Ten awards. For the first time in school history, all Nebraska teams had an NCAA Academic Progress Rate (APR) of 960 or higher and the overall Graduation Success Rate (GSR) of 86 percent is the highest in program history. In addition, seven Husker teams (women's basketball, golf, gymnastics, softball, tennis and volleyball and men's tennis) had a GSR of 100 percent as reported in the fall of 2015.

During Eichorst's tenure, Nebraska has won three NCAA team Championships, increasing its total to 27. In 2012-13 and in 2014-15, the Nebraska women's bowling team earned the program's fourth and fifth NCAA titles, while the Husker volleyball

team won the 2015 NCAA Championship, the program's fourth national title.

In 2016, the Husker men's track and field team swept the Big Ten Indoor and Outdoor Championships and 14 Nebraska teams competed in NCAA postseason action, including bowling, football, volleyball, women's swimming and diving, wrestling, softball, baseball, men's and women's gymnastics, rifle, and men's and women's indoor and outdoor track and field. In 2015-16, Nebraska produced 41 All-Americans who won 49 national awards, including 21 first-team honorees.

In 2013-14, Nebraska became one of only two NCAA institutions – and the first Big Ten program in history – to qualify for a football bowl game, and advance to NCAA postseason in the major team sports of volleyball, soccer, men's and women's basketball, baseball and softball. Additionally, Nebraska was the only institution to win a postseason game in six of those seven sports.

Nebraska's fan support continues to be unparalleled in college athletics. In 2015-16, top 15 national rankings for average attendance were reached across 10 sports—football, volleyball, men's and women's basketball, wrestling, soccer, softball, baseball and men's and women's gymnastics. Nebraska is the only school in the country to rank among the top 15 nationally in both football and men's basketball attendance and in volleyball and women's basketball. A tribute to loyal Husker fans, two sports lead the nation with consecutive home sellout streaks. Football has 347 consecutive sellouts and volleyball has 204 consecutive regular-season sellouts.

Under Eichorst's leadership, Nebraska continues to focus on improving its facilities and the game-day experience at all athletic venues. In August of 2015, Hibner Stadium and Barbara Hibner Field for soccer and the Sid and Hazel Dillon Tennis Center were completed. A new center-hung video board and sound system was installed in the Devaney Center in 2015 to improve the game-day experience for volleyball, wrestling and men's and women's gymnastics. In 2014, the largest wireless network system at a college football stadium in history was installed in Memorial Stadium, along with a state-of-the-art sound system. In the summer of 2013, Memorial Stadium expansion added the innovative NAPL inside East Stadium next to the Center for Brain, Biology and Behavior (CB3). That same year, Nebraska's men's and women's basketball teams became the primary tenants at Pinnacle Bank Arena, and the renovated Devaney Center became the home for Husker volleyball, wrestling and the men's and women's gymnastics programs.

Eichorst came to Nebraska after serving as Director of Athletics at Miami in 2011 and 2012. He hired legendary men's basketball coach Jim Larrañaga, who led Miami to the NIT Second Round in his first season and ACC regular-season and tournament titles as well and the NCAA Sweet 16 in his second. The women's basketball program posted its highest national ranking in school history (No. 5) and advanced to the Second Round of the NCAA Tournament. The Miami women's tennis team advanced to the NCAA Elite Eight for the fourth straight season, and the baseball team made its 40th consecutive NCAA appearance. The Hurricane women's soccer team posted its first NCAA Tournament win in school history, and the volleyball team made its third straight NCAA Tournament trip.

Before heading to Miami, Eichorst was the Deputy Athletics Director at Wisconsin. He was the Chief Operating Officer and oversaw the department's daily operations, as well as the men's basketball program under the direction of Director of Athletics and former Husker Barry Alvarez.

From 2004 to 2006, Eichorst served as the Senior Associate Athletics Director for Administration at South Carolina, overseeing the department's daily operations, as well as the football and baseball programs under legendary coaches Lou Holtz, Steve Spurrier and Ray Tanner, respectively.

From 1999 to 2003, Eichorst served as the Director of Athletics at Wisconsin-Whitewater, which produced four top 10-percent finishes in the NACDA Directors Cup, one NCAA team title and two NCAA runner-up finishes. The program also featured 11 CoSIDA Academic All-America selections.

A native of Lone Rock, Wis., Eichorst was an all-conference defensive back, three-time letterwinner and 1990 football team captain for the University of Wisconsin-Whitewater. He graduated magna cum laude in business from UW-Whitewater in 1990 and in 2015 was awarded the Distinguished Alumni Award for Professional Achievement. He earned a law degree from Marquette Law School in 1995, practiced law in Milwaukee until 1999 and is a past member of the State Bar of Wisconsin Board of Governors. He served as an assistant adjunct professor of law at Marquette, where he taught classes in sports law. He serves on the Marquette University National Sports Law Institute Board of Advisors and in 2006, Marquette awarded Eichorst the Sports Law Alumnus of the Year Award. He is also a graduate of the Sports Management Institute and serves on its Executive Committee.

Shawn and his wife Kristin have three sons: Jack, Joseph and Bennett.



The Eichorst Family (from left): Jack, Joseph, Bennett, Kristin and Shawn.

UNIVERSITY OF NEBRASKA-LINCOLN ADMINISTRATION



RONNIE GREEN
CHANCELLOR

1ST YEAR
VIRGINIA TECH (1983)

Ronnie Green assumed full authority as the University of Nebraska-Lincoln's 20th chancellor on May 8, 2016.

NEBRASKA'S CHANCELLORS

1871-1876 — Allen R. Benton
1876-1882 — Edmund B. Farfield
1884-1889 — Irvin J. Manatt
1891-1895 — James H. Canfield
1895-1899 — George E. MacLean
1900-1908 — E. Benjamin Andrews
1908-1927 — Samuel Avery
1927-1938 — E.A. Burnett
1938-1946 — Chauncey S. Boucher
1947-1953 — R.G. Gustavson
1953-1954 — John K. Selleck
1954-1968 — Clifford Hardin
1968-1971 — Joseph Soshnik
1972-1975 — James H. Zumbege
1975-1976 — Adam C. Breckenridge
1976-1980 — Roy A. Young
1980-1981 — Robert H. Rufford
1981-1991 — Martin A. Massengale
1991-1991 — Jack Goebel
1991-1995 — Graham B. Spanier
1995-1996 — Joan R. Leitzel*
1996-2000 — James Moeser
2000-2001 — Harvey S. Perlman*
2001-2016 — Harvey S. Perlman
2016-present — Ronnie Green

* Interim Chancellor

Prior to being named chancellor, Green served for six years as the Harlan Vice Chancellor of the Institute of Agriculture and Natural Resources. In this role, he also jointly served as the Vice President for Agriculture and Natural Resources of the University of Nebraska system. Since 2015, Green also was UNL's Senior Vice Chancellor for Academic Affairs, the institution's chief academic officer and responsible authority in the absence of the chancellor.

Green was raised on a mixed beef, dairy, and cropping farm in southwestern Virginia. He received bachelor and master's degrees in animal science from Virginia Tech and Colorado State University, respectively. His doctoral program was completed

jointly at the University of Nebraska and the USDA-ARS U.S. Meat Animal Research Center in animal breeding and genetics in 1988.

Green has served on the animal science faculties of Texas Tech University and Colorado State University, and as the national program leader for animal production research for the USDA's Agricultural Research Service and executive secretary of the White House's interagency working group on animal genomics within the National Science and Technology Council where he was one of the principal leaders in the international bovine, porcine, and ovine genome sequencing projects. Prior to returning to NU, Green served as senior global director of technical services for Pfizer Animal Health's animal genomics business.

Green has published 130 refereed publications and abstracts, nine book chapters and 56 invited symposia papers; and has delivered invited presentations in 43 U.S. states and 21 countries around the world. He is a past-president of both the American Society of Animal Science and the National Block and Bridle Club, and has served in a number of leadership positions for the U.S. Beef Improvement Federation, National Cattlemen's Beef Association, National Pork Board, Federated Animal Science Societies and the National Research Council. He was named a fellow of ASAS in 2014 and, in 2015, a fellow of the American Association for the Advancement of Science, the world's largest general scientific society.

Ronnie and best friend Jane are the proud parents of four children: Justin, a UNL political science student and political journalist in Washington, D.C.; Nate, a UNL business administration graduate and current UNL law student; Kelli, a UNL student majoring in advertising, public relations and global studies; and Regan, a UNL student majoring in pre-inclusive early childhood education.



JOSEPHINE POTUTO, J.D.
FACULTY ATHLETICS REPRESENTATIVE

19TH YEAR
RUTGERS' DOUGLASS (1967)

Josephine (Jo) R. Potuto, the Richard H. Larson Professor of Constitutional Law, has been Nebraska's faculty representative (FAR) at the NCAA and conference level since May 15, 1997.

NEBRASKA'S FACULTY REPS

1931-1946 — T.J. Thompson
1947-1958 — Earl Fullbrook
1959-1964 — Charles S. Miller
1965-1968 — Merk Hobson
1969-1970 — John R. Davis
1971-1982 — Keith L. Broman
1982-1997 — James O'Hanlon
1997-pres. — Josephine Potuto

In 2002, Potuto was named Outstanding Faculty Athletics Representative by the All-American Football Foundation. From 2008-09 to 2011-12 she was president of the 1A FAR (FARs from FBS institutions). Among her NCAA positions, Potuto spent nine years (the maximum) on the NCAA Division I Committee on Infractions

(chair her last two years). She was one of three Big 12 Conference representatives on the NCAA Division I Management Council, and served on the NCAA Men's Gymnastics Championship Committee and an NCAA-wide (all divisions) committee to advise NCAA staff on student-athlete issues and educational programming for coaches, staff, and student-athletes.

A sports law expert, Potuto regularly lectures and consults on sports issues in general and NCAA processes in particular. She is an expert witness in litigation involving sports issues. She testified before the House Subcommittee on the Constitution regarding due process in NCAA infractions hearings.

In the past year, she has appeared in media reports in the New York Times, Los Angeles Times, USA Today, Washington Post, CBSSports.com, the Chronicle of Higher Education, and Insider Higher Ed among others. She has presented to the Knight Commission on Intercollegiate Athletics, the National Association of College and University Attorneys, the Association of Public and Land Grant Universities, the Texas Commission of Higher Education, NCAA regional conferences, law conferences and law firms, NACDA, and to universities and law colleges, including the Universities of Istanbul, Washington, Maryland, Oklahoma, Santa Clara, Arizona State, Baltimore, and Mississippi.

Potuto is a past adviser to the Uniform Law Commissioners Committee to draft a sports agent statute, has drafted rules governing search and seizure and hearings for the Nebraska Racing Commission, and also has written on issues of gender equity in college athletics. She has authored numerous articles on sports law issues. She just completed articles on NCAA treatment of student-athlete violations and on NCAA and Olympic treatment of athlete violations (co-authored with an Olympic arbitrator).

Potuto delivered the 2012 Chancellor's Distinguished Lecture. She serves on the senate's intercollegiate athletics committee. She is a past member of the UNL academic senate and also served on Nebraska's NCAA site certification steering committee.

Potuto teaches constitutional law, procedure, federal jurisdiction, and sports law. She has been a visiting professor of law at the University of Arizona, Rutgers University, the Cardozo College of Law at New York's Yeshiva University, the University of Oregon, the University of North Carolina, and Seton Hall University. She has worked as an assistant prosecutor in both the Essex and Morris County (N.J.) prosecutor's offices.

Potuto was project director and a drafter of the Uniform Law Commissioners Sentencing and Corrections Act, as well as the drafter for the Nebraska Supreme Court Committee to Draft Criminal Jury Instructions. She is the author of three books. She was elected to membership in the American Law Institute, the Nebraska State Bar Foundation, and the Douglass Society.

Potuto earned her bachelor's degree in journalism at Rutgers' Douglass College, and her master's degree in English literature at Seton Hall. She earned her juris doctorate at the Rutgers Law College.

She is a member of the bars of Nebraska and New Jersey and is admitted to practice before the U.S. Supreme Court, the U.S. Court of Appeals for the Third Circuit, and the U.S. District Courts for Nebraska and New Jersey.

UNIVERSITY OF NEBRASKA ADMINISTRATION



HANK M. BOUNDS, PH.D.
UNIVERSITY OF NEBRASKA PRESIDENT

2ND YEAR
SOUTHERN MISSISSIPPI (1991)

On Jan. 12, 2015, the Board of Regents appointed lifelong educator Hank M. Bounds, Ph.D., as the seventh president of the University of Nebraska. Bounds began his tenure as president on April 13, 2015, bringing with him a demonstrated record of expanding opportunities for students, improving higher education outcomes and efficiencies, and building successful partnerships with policymakers, donors and business leaders.

Bounds grew up on a small farm in rural Mississippi, where his family raised hogs and cattle and he hauled hay. His service in the Army National Guard helped him pay for college, and he earned bachelor's and master's degrees from the University of Southern Mississippi and a doctorate from the University of Mississippi.

Bounds has devoted his 25-year career to helping change students' lives in the same way education opened doors in his own life. He began as a high school teacher, then rose to principal, superintendent and state superintendent before becoming Mississippi's commissioner of higher education in 2009. In that role, he oversaw a complex system of eight public universities including research universities, regional universities, an academic health science center, historically black institutions, a law center, a school of veterinary medicine and 200 institutes and centers. Together the system enrolled 85,000 students, employed 26,000 faculty and staff, and operated with a combined annual budget of \$4.5 billion, including \$500 million in research and development.

During every year of Bounds' tenure as commissioner, student enrollment and degrees awarded by the institutions in the Mississippi system increased, by a total of 13.3 percent and 11.4 percent, respectively. He advocated with legislative leadership for improved faculty compensation and providing greater opportunities for students. He also provided oversight for private fundraising in excess of \$250 million per year.

Bounds worked with the Board of Trustees to implement a performance-based allocation model that distributed funds equitably and rewarded universities for operating efficiently and achieving attainment outcomes. He designed an efficiencies plan that saved more than \$90 million, an internal audit function, and a comprehensive diversity initiative that led to increased diversity among Mississippi faculty, staff and students.

Bounds also worked with partners to increase educational attainment in Mississippi, including a Center for Education Innovation focused on improving learning opportunities for disadvantaged children. Bounds created an office to foster relationships among university researchers, business and industry, and economic developers. He was tapped by the business community to chair a major statewide initiative to create an action plan to improve Mississippi's competitive position.

Bounds brings this experience to the University of Nebraska, which he believes can serve as a catalyst for change and growth in the lives of students and people in the state and around the world. He is working to make the University of Nebraska a giant in higher education—for the benefit of the state, the country and the world.

Bounds holds faculty appointments in the College of Education and Human Sciences at the University of Nebraska-Lincoln and in the Colleges of Education at the University of Nebraska at Omaha and the University of Nebraska at Kearney. He and his wife, Susie, are the parents of a son, Will, and a daughter, Caroline. They reside in Lincoln, Neb.

UNIVERSITY BOARD OF REGENTS

The Board of Regents consists of eight voting members elected by district for six-year terms, and four non-voting student Regents, one from each campus, who serve during their tenure as student body president. The board supervises the general operations of the university, and the control and direction of all expenditures. The board also includes a corporation secretary who manages all records including agendas, minutes, notices, policies and bylaws. Those documents can be found on the web at nebraska.edu/board/.


The board meets regularly, primarily in Lincoln but also in Omaha and greater Nebraska. Persons wishing to provide information to the board or to appear before it should contact: Corporation Secretary, University of Nebraska, Varner Hall, 3835 Holdrege, Lincoln, NE 68583.



Timothy Clare
Lincoln



Hal Daub
Omaha



Howard Hawks
Omaha



Bob Phares
North Platte



Jim Pillen
Columbus




Robert Schafer
Beatrice



Kent Schroeder, J.D.
Kearney



Bob Whitehouse
Omaha



Rachel Flaugh
UNK



Spencer Hartman
UNL



Daniel Cloonan
UNMC



Patrick Davlin
UNO

2016 NEBRASKA INDIVIDUAL HONORS

NATIONAL HONORS

HEAD COACH MIKE RILEY

- "Bear" Bryant Coach of the Year Watch List
- Bobby Dodd Coach of the Year Watch List

TOMMY ARMSTRONG SR., QB

- Davey O'Brien Quarterback Award Watch List
- Earl Campbell Tyler Rose Award Watch List
- Maxwell Award Watch List
- Manning Award Watch List
- Johnny Unitas Award Watch List

DREW BROWN, JR., PK

- Allstate AFCA Good Works Team Nominee
- Lou Groza Award Watch List
- Wuerffel Trophy Watch List

CETHAN CARTER, SR., TE

- Mackey Award Watch List

SAM FOLTZ, SR., P

- Honorary Senior CLASS Award Nominee

NATHAN GERRY, SR., S

- Bednarik Award Semifinalist (1 of 18)
- Jim Thorpe Award Watch List

JOSHUA KALU, JR., CB

- Lott IMPACT Trophy Quarterfinalist (1 of 19)

TERRELL NEWBY, SR., IB

- Doak Walker Award Watch List

BRANDON REILLY, SR., WR

- Biletnikoff Award Watch List

JORDAN WESTERKAMP, SR., WR

- Biletnikoff Award Watch List

DYLAN UTTER, SR., C

- Burlsworth Trophy Semifinalist
- Rimington Trophy Watch List

ALL-AMERICA HONORS

CHRIS JONES, JR., CB

- Early-Season All-American (Pro Football Focus)

NATHAN GERRY, SR., S

- First-Team All-American (Pro Football Focus)
- Second-Team All-American (USA Today)
- Third-Team All-American (AP)
- Mid-Season All-American (Pro Football Focus)
- Early-Season All-American (Pro Football Focus)

NATIONAL ACADEMIC HONORS

LOGAN RATH, SR., DT

- First-Team Academic All-District 7

MICK STOLTENBERG, SO., DT

- First-Team Academic All-District 7

CHRIS WEBER, JR., LB

- First-Team Academic All-District 7

ALL-BIG TEN HONORS

TOMMY ARMSTRONG JR., SR., QB

- Honorable-Mention All-Big Ten (Media, Coaches)

JOSH BANDERAS, SR., LB

- Second-Team All-Big Ten (Pro Football Focus)
- Honorable-Mention All-Big Ten (Media, Coaches)

DREW BROWN, PK

- Honorable-Mention All-Big Ten (Media)

CETHAN CARTER, SR., TE

- Honorable-Mention All-Big Ten (Media, Coaches)

SAM COTTON, SR., TE

- Big Ten Sportsmanship Award

ROSS DZURIS, SR., DE

- Honorable-Mention All-Big Ten (Media, Coaches)

TANNER FARMER, SO., OG

- Second-Team All-Big Ten (Pro Football Focus)

NICK GATES, SO., OT

- Third-Team All-Big Ten (Media)
- Honorable-Mention All-Big Ten (Coaches)

NATHAN GERRY, SR., S

- First-Team All-Big Ten (AP, ESPN, PFF)
- Second-Team All-Big Ten (Media)
- Third-Team All-Big Ten (Coaches)

CHRIS JONES, JR., CB

- Honorable-Mention All-Big Ten (Media, Coaches)

KEVIN MAURICE, SR., DT

- Honorable-Mention All-Big Ten (Media, Coaches)

TERRELL NEWBY, SR., IB

- Honorable-Mention All-Big Ten (Media)

DE'MORNAY PIERSON-EL, JR., PR

- Honorable-Mention All-Big Ten (Media, Coaches)

JORDAN WESTERKAMP, WR

- Third-Team All-Big Ten (Coaches)
- Honorable-Mention All-Big Ten (Media)

BIG TEN ALL-FRESHMAN HONORS

TRE BRYANT, RB

- All-Freshman Team (ESPN)
- Honorable-Mention All-Freshman Team (BTN)

CARLOS DAVIS, DT

- Honorable-Mention All-Freshman Team (BTN)

PLAYER-OF-THE-WEEK HONORS

TOMMY ARMSTRONG JR., SR., QB

- B1G Offensive Player of the Week (Northwestern)
- B1G Offensive Player of the Week (Minnesota)
- Rose Bowl B1G Offensive Player of the Week (Oregon)

NATHAN GERRY, SR., S

- B1G Defensive Player of the Week (Wyoming)

CALEB LIGHTBOURN, FR., P

- B1G Special Teams Player of the Week (Oregon)

NEBRASKA SCHOLARSHIPS

FREEDOM AKINMOLADUN

- Brook Berringer Memorial Scholarship

DREW BROWN

- Sam Foltz Memorial Scholarship

TREY FOSTER

- Jake Young Memorial Scholarship

CHRIS WEBER

- George Sullivan Endowed Scholarship

NEBRASKA SEASON CAPTAINS

- Josh Banderas, LB
- Nathan Gerry, S
- Dylan Utter, C
- Jordan Westerkamp, WR

ACADEMIC ALL-BIG TEN (25)

Name	Yr.	Major	Years Honored
Freedom Akinmoladun	So.	Psychology	2015, 2016
Josh Banderas	Sr.	Management	2014, 2015, 2016
Mohamed Bary	RFr.	Communication Studies	2016
Cole Conrad	So.	Criminal Justice	2016
Sam Cotton	Sr.	Business Administration/Marketing	2013, 2014, 2015, 2016
Michael Decker	RFr.	Political Science	2016
Jerald Foster	So.	Construction Management	2015, 2016
Sam Hahn	Sr.	Agronomy	2015, 2016
Tyler Hoppes	Jr.	Sociology	2016
David Knevel	Jr.	History/Political Science	2016
Spencer Lindsay	Sr.	History	2016
Luke McNitt	Sr.	Business Administration	2015, 2016
Graham Nabity	Sr.	Construction Management	2016
A.J. Natter	Jr.	Management/Marketing	2016
Robby Painter	Sr.	Mechanical Engineering	2016
Gabe Rahn	Jr.	Nutrition, Exercise & Health Science	2016
Logan Rath	Sr.	Agricultural Economics	2016
Brandon Reilly	Sr.	Marketing	2013, 2014, 2015, 2016
Mick Stoltenberg	So.	Business Administration	2015, 2016
Jamie Sutcliffe	Sr.	Marketing	2016
Dylan Utter	Sr.	History	2015, 2016
Chris Weber	Jr.	Nutrition Science	2014, 2015, 2016
Jordan Westerkamp	Sr.	Management	2013, 2014, 2016
Dedrick Young II	So.	Supply Chain Management	2016
Tanner Zlab	Sr.	Agronomy/Fisheries & Wildlife	2016

HUSKER NUMERICAL ROSTER

NO.	NAME	POS.
1	Lamar Jackson	CB
1	Jordan Westerkamp	WR
2	Tony Butler	DB
2	Zack Darlington	QB
3	Lavan Alston Jr.	WR
3	Marcus Newby	LB
4	Avery Anderson	S
4	Tommy Armstrong Jr.	QB
5	Dedrick Young II	LB
6	Eric Lee Jr.	CB
7	Mohamed Barry	LB
8	Chris Jones	CB
8	Stanley Morgan Jr.	WR
9	DaiShon Neal	DE
9	Keyan Williams	WR
10	Joshua Kalu	CB
10	JD Spielman	WR
11	Cethan Carter	TE
11	Boaz Joseph	CB
12	Luke Gifford	LB
12	Patrick O'Brien	QB
13	JoJo Domann	S
13	Tanner Lee	QB
15	De'Mornay Pierson-El	WR
15	Michael Rose-Ivey	LB
16	Antonio Reed	S
17	Ryker Fyfe	QB
17	Sedrick King	DE
18	Tre Bryant	LB
19	Marquel Dismuke	DB
21	Mikale Wilbon	LB
22	Alex Davis	DE
22	Devine Ozigbo	LB
23	Dicaprio Bootle	DB
23	Austin Rose	LB
24	Sean Lambert	RB
24	Aaron Williams	S
25	Nathan Gerry	S
26	Thomas Connely	LB
26	Brady Pelzer	WR
26	Jamie Sutcliffe	PK
26	Kieron Williams	S
27	Sam Foltz	P
28	Adam Taylor	LB
28	Eli Sullivan	DB
29	Nolan Graham	DB
29	Graham Nabity	FB
30	Quayshon Alexander	LB
30	Bo Kitrell	FB
31	Greg Simmons	LB
31	Conor Young	WR
32	Tanner Hass	RB
32	Pernell Jefferson	LB
33	Christian Bailey	WR
33	Tanner Zlab	DB
34	Drew Brown	PK
34	Terrell Newby	LB
35	Caleb Lightbourn	P
35	Jeremiah Stovall	DB
36	Spencer Jordan	FB
36	Reid Karel	DB
37	Wyatt Mazour	LB
38	Harrison Jordan	FB
39	Donovan McDonald	WR
39	Jordan Nelson	LB
40	Ty Betka	WR
40	Grant Jordan	LB

2016 NEBRASKA CORNHUSKER ALPHABETICAL ROSTER

NO.	NAME	POS.	HT.	WT.	YR.	HOMETOWN (HIGH SCHOOL/COLLEGE)
91	* Akinmoladun, Freedom	DE	6-4	255	So.	Grandview, Mo. (Grandview)
30	Alexander, Quayshon	LB	6-3	235	Fr.	Prospect Park, N.J. (De Paul Catholic)
3	Alston Jr., Lavan	WR	6-0	175	RFr.	Oxnard, Calif. (St. Bonaventure)
4	Anderson, Avery	S	6-0	185	RFr.	Surprise, Ariz. (Pine Creek, Colorado Springs, Colo.)
75	Anderson, Fyn	DL	6-3	260	RFr.	Lincoln, Neb. (Southeast)
98	Armstrong, Isaac	P	5-11	195	RFr.	Lincoln, Neb. (Kearney/Southwest)
4	*** Armstrong Jr., Tommy	QB	6-1	220	Sr.	Cibola, Texas (Steele)
33	** Bailey, Christian	WR	6-0	205	Jr.	San Clemente, Calif. (San Clemente)
52	*** Banderas, Josh	LB	6-3	240	Sr.	Lincoln, Neb. (Southwest)
74	Barnett, Jalin	OL	6-4	310	RFr.	Lawton, Okla. (Lawton)
7	Barry, Mohamed	LB	6-1	220	RFr.	Grayson, Ga. (Grayson)
40	Betka, Ty	WR	5-7	165	Sr.	Superior, Neb. (Superior/Drake)
23	Bootle, Dicaprio	DB	5-10	180	Fr.	Miami, Fla. (Southridge)
53	Boryca, Alex	LB	6-2	220	So.	Cozad, Neb. (Cozad)
61	Brokop, Bryan	OL	6-5	275	Fr.	New Lenox, Ill. (Lincoln-Way West)
34	** Brown, Drew	PK	5-11	195	Jr.	Southlake, Texas (Southlake Carroll)
51	Brugmann, Jared	LB	6-2	235	RFr.	Gretna, Neb. (Gretna)
18	Bryant, Tre	IB	5-11	200	Fr.	St. Louis, Mo. (Christian Brothers College)
2	Butler, Tony	DB	6-2	195	Fr.	Lakewood, Ohio (St. Edward)
11	*** Carter, Cethan	TE	6-4	240	Sr.	New Orleans, La. (Archbishop Rummel)
45	Chaffin, Ty	WR	6-5	200	Fr.	Burwell, Neb. (Burwell)
80	Classen, Brett	WR	6-2	205	Jr.	Medina, Minn. (Wayzata/Winona State)
59	Cleveland, Brody	LB	6-2	225	RFr.	Ogallala, Neb. (Ogallala)
26	Connely, Thomas	LB	5-11	220	So.	Kearney, Neb. (Kearney Catholic)
62	Conrad, Cole	OL	6-5	305	So.	Fremont, Neb. (Archbishop Bergan)
84	*** Cotton, Sam	TE	6-5	250	Sr.	Lincoln, Neb. (Southeast)
2	Darlington, Zack	QB	6-2	195	So.	Apopka, Fla. (Apopka)
22	Davis, Alex	DE	6-5	255	RFr.	Riviera Beach, Fla. (Dwyer)
96	Davis, Carlos	DT	6-2	295	RFr.	Blue Springs, Mo. (Blue Springs)
94	Davis, Khalil	DT	6-2	290	RFr.	Blue Springs, Mo. (Blue Springs)
79	Decker, Michael	OL	6-4	285	RFr.	Omaha, Neb. (North)
19	Dismuke, Marquel	DB	6-2	180	Fr.	Compton, Calif. (Calabasas)
13	Domann, JoJo	DB	6-1	205	Fr.	Colorado Springs, Colo. (Pine Creek)
88	* Dzuris, Ross	DE	6-3	255	Sr.	Plattsmouth, Neb. (Plattsmouth)
83	Engelhaupt, David	TE	6-3	230	Fr.	Norfolk, Neb. (Norfolk Catholic)
48	Evans, Erik	DE	6-3	255	Jr.	Waverly, Neb. (Waverly)
63	Farmer, Tanner	OL	6-4	295	So.	Highland, Ill. (Highland)
71	Farniok, Matt	OL	6-6	300	Fr.	Sioux Falls, S.D. (Washington)
43	* Ferguson, Tyrin	LB	6-2	225	So.	New Orleans, La. (Edna Karr)
27	*** Foltz, Sam	P	6-2	205	Sr.	Greeley, Neb. (Grand Island)
67	* Foster, Jerald	OL	6-3	310	So.	Lincoln, Neb. (Southeast)
42	*** Foster, Trey	TE	6-2	250	Sr.	Lincoln, Neb. (Southeast)
17	* Fyfe, Ryker	QB	6-3	215	Sr.	Grand Island, Neb. (Grand Island)
68	* Gates, Nick	OL	6-5	290	So.	Las Vegas, Nev. (Bishop Gorman)
65	Gaylord, Christian	OL	6-6	300	RFr.	Baldwin City, Kan. (Baldwin City)
25	*** Gerry, Nathan	S	6-2	220	Sr.	Sioux Falls, S.D. (Washington)
12	* Gifford, Luke	LB	6-3	230	So.	Lincoln, Neb. (Southeast)
29	Graham, Nolan	DB	5-11	200	So.	Firth, Neb. (Norris)
73	* Hahn, Sam	OL	6-7	300	Sr.	DeWitt, Neb. (Tri-County/North Dakota State)
54	Hamik, Creighton	LB	6-3	210	Fr.	Kearney, Neb. (Kearney Catholic)
72	* Hannon, Zach	OL	6-5	315	Jr.	Kansas City, Mo. (Rockhurst)
32	Hass, Tanner	RB	6-0	195	Fr.	West Point, Neb. (Guardian Angels)
49	Hemphill, Austin	FB	6-0	220	RFr.	Gretna, Neb. (Gretna)
47	Hohenstein, Branden	TE	6-4	205	Fr.	Jackson, Neb. (Bishop Heelan)
43	Honas, Todd	WR	5-11	200	Fr.	Aurora, Neb. (Aurora)
88	Hoppes, Tyler	TE	6-4	240	Jr.	Lincoln, Neb. (Southwest/Wayne State)
1	Jackson, Lamar	CB	6-3	195	Fr.	Elk Grove, Calif. (Franklin)
47	Jarzynka, Matt	DE	6-4	255	So.	Loup City, Neb. (Loup City)
32	Jefferson, Pernell	LB	6-2	225	Fr.	New Orleans, La. (Warren Easton)
50	Johns, Garret	DL	6-0	285	Sr.	Aurora, Neb. (Aurora)
41	Johnson, Noah	IB	6-0	210	RFr.	Sutton, Neb. (Sutton)
76	Johnson Jr., Dwayne	OL	6-6	300	Jr.	Houston, Texas (Bellaire)
8	** Jones, Chris	CB	6-0	185	Jr.	Jacksonville, Fla. (Sandalwood)
40	Jordan, Grant	LB	6-2	205	Fr.	Omaha, Neb. (Westside)
38	** Jordan, Harrison	FB	5-10	230	Jr.	Omaha, Neb. (Westside)
36	Jordan, Spencer	FB	6-2	215	Fr.	Omaha, Neb. (Westside)
11	** Joseph, Boaz	CB	6-1	190	Jr.	Weston, Fla. (Cyprus Bay)
10	** Kalu, Joshua	CB	6-1	190	Jr.	Houston, Texas (Alief Taylor)
36	Karel, Reid	DB	6-3	205	RFr.	Seward, Neb. (Seward)
89	Ketter, Connor	TE	6-5	245	Jr.	Norfolk, Neb. (Norfolk Catholic)
17	King, Sedrick	DE	6-4	250	So.	Plant City, Fla. (Plant City)
30	Kitrell, Bo	FB	6-1	225	So.	Ashland, Neb. (Ashland-Greenwood)
59	Kitten, Jake	OL	6-2	290	Fr.	Santee, Calif. (Santana)
77	** Knevel, David	OL	6-9	315	Jr.	Brantford, Ontario, Canada (Pauline S. Johnson Collegiate)
24	Lambert, Sean	RB	6-0	200	Fr.	Fremont, Neb. (Fremont)
6	Lee Jr., Eric	CB	6-0	190	RFr.	Milton, Mass. (Valor Christian, Colo.)
13	Lee, Tanner	QB	6-4	205	Jr.	Destrehan, La. (Jesuit/Tulane)

35	Lightbourn, Caleb	P	6-3	220	Fr.	Washougal, Wash. (Camas)
95	* Lindsay, Spencer	PK	5-9	210	Sr.	Kearney, Neb. (Kearney)
58	Lopez, Joel	DL	6-2	280	Jr.	Saint Charles, Ill. (Burlington Central)
55	*** Maurice, Kevin	DT	6-3	300	Sr.	Orlando, Fla. (Freedom)
37	Mazour, Wyatt	IB	5-9	190	RFr.	Albion, Neb. (Boone Central)
44	McCann, Mitch	FB	6-0	240	Sr.	Omaha, Neb. (Burke)
39	McDonald, Donovan	WR	5-11	175	RFr.	Montclair, N.J. (Fork Union Military Academy/Montclair)
41	* McNitt, Luke	FB	6-2	240	Jr.	Kearney, Neb. (Kearney/Nebraska-Kearney)
98	Miller, Collin	DE	6-3	235	Fr.	Fishers, Ind. (Hamilton Southeastern)
82	*** Moore, Alonzo	WR	6-2	195	Sr.	Winnfield, La. (Winnfield Senior)
8	* Morgan Jr., Stanley	WR	6-1	200	So.	New Orleans, La. (St. Augustine)
29	** Nabity, Graham	FB	6-1	210	Sr.	Omaha, Neb. (Elkhorn)
45	Natter, A.J.	DE	6-5	260	Jr.	Milton, Wis. (Milton)
9	Neal, DaiShon	DE	6-7	270	RFr.	Houston, Texas (Omaha Central)
39	** Nelson, Jordan	IB	5-8	180	Sr.	Omaha, Neb. (Burke)
3	** Newby, Marcus	LB	6-1	235	Jr.	North Potomac, Md. (Quince Orchard)
34	*** Newby, Terrell	IB	5-10	200	Sr.	Los Angeles, Calif. (Chaminade)
99	Newell, Peyton	DT	6-3	290	So.	Hiawatha, Kan. (Hiawatha)
12	O'Brien, Patrick	QB	6-4	230	Fr.	San Juan Capistrano, Calif. (San Juan Hills)
54	* Ober, Jordan	LS	6-1	205	So.	Las Vegas, Nev. (Bishop Gorman)
76	Owen, Dylan	DL	6-5	240	So.	Westchester, N.Y. (Somers/Bridgton Academy)
22	* Ozigbo, Devine	IB	6-0	230	So.	Sachse, Texas (Sachse)
55	Painter, Robby	OL	6-5	300	Sr.	Centennial, Colo. (Grandview)
26	Pelzer, Brady	WR	5-11	185	So.	Bellevue, Neb. (Bellevue East)
15	** Pierson-El, De'Mornay	WR	5-9	185	Jr.	Alexandria, Va. (West Potomac)
81	Rahn, Gabe	WR	6-1	195	Jr.	Le Mars, Iowa (Le Mars)
50	Raridon, John	OL	6-4	275	Fr.	West Des Moines, Iowa (Valley)
97	Rath, Logan	DT	6-4	280	Sr.	Giltner, Neb. (Giltner/South Dakota State)
16	* Reed, Antonio	S	6-2	220	So.	Memphis, Tenn. (Southaven [Miss.])
87	*** Reilly, Brandon	WR	6-2	200	Sr.	Lincoln, Neb. (Southwest)
83	Reimers, Bryan	WR	6-5	210	So.	Lincoln, Neb. (East)
23	Rose, Austin	IB	6-1	225	So.	Lincoln, Neb. (North Star)
15	** Rose-Ivey, Michael	LB	6-0	230	Sr.	Kansas City, Mo. (Rockhurst)
31	Simmons, Greg	LB	6-2	240	Fr.	Fort Pierce, Fla. (Fort Pierce Central)
56	** Simpson, Brad	LB	6-0	230	Sr.	Omaha, Neb. (Ralston)
48	Smith, Ne'Land	WR	6-3	190	Fr.	Blue Springs, Mo. (Blue Springs)
85	Snyder, Matt	TE	6-5	255	RFr.	San Ramon, Calif. (California)
10	Spielman, JD	WR	5-9	180	Fr.	Eden Prairie, Minn. (Eden Prairie)
95	Stille, Ben	DE	6-5	240	Fr.	Ashland, Neb. (Ashland-Greenwood)
86	Stoll, Jack	TE	6-4	235	Fr.	Lone Tree, Colo. (Regis Jesuit)
44	* Stoltenberg, Mick	DT	6-5	290	So.	Gretna, Neb. (Gretna)
35	Stovall, Jeremiah	DB	5-11	175	RFr.	Omaha, Neb. (Creighton Prep)
28	Sullivan, Eli	DB	6-2	190	Fr.	Longmont, Colo. (Longmont)
26	Sutcliffe, Jamie	PK	6-2	190	Sr.	Thousand Oaks, Calif. (Thousand Oaks/Utah/Pierce College)
28	* Taylor, Adam	IB	6-2	210	Jr.	Katy, Texas (Katy)
92	Urbach, Chase	LS	6-3	200	RFr.	Grosse Pointe, Mich. (Grosse Pointe South)
66	** Utter, Dylan	OL	6-1	295	Sr.	Papillion, Neb. (Papillion-La Vista)
49	** Weber, Chris	LB	6-3	230	Jr.	Omaha, Neb. (Elkhorn)
57	Weinmaster, Jacob	LB	6-0	215	RFr.	Loveland, Colo. (Loveland)
1	*** Westerkamp, Jordan	WR	6-0	200	Sr.	Lombard, Ill. (Montini Catholic)
58	* Whitaker, Corey	OL	6-5	295	Sr.	Murrieta, Calif. (Vista Murrieta)
21	* Wilbon, Mikale	IB	5-9	195	So.	Chicago, Ill. (De La Salle Institute)
24	* Williams, Aaron	S	5-11	185	So.	Atlanta, Ga. (Carver)
9	Williams, Keyan	WR	5-10	195	So.	New Orleans, La. (Lusher/Fresno State)
26	** Williams, Kieron	S	6-1	195	Jr.	Shreveport, La. (C.E. Byrd/Air Force Prep)
56	Wilson, Boe	OL	6-3	295	Fr.	Lee's Summit, Mo. (Lee's Summit West)
31	Young, Conor	WR	6-2	170	RFr.	Cozad, Neb. (Cozad)
5	* Young II, Dedrick	LB	6-1	220	So.	Peoria, Ariz. (Centennial)
33	Zlab, Tanner	DB	5-10	195	Sr.	Wilber, Neb. (Wilber-Clatonia)

*denotes letters earned

PRONUNCIATION GUIDE

Freedom Akinmoladun akin-MOLA-dune
 Quayshon Alexander QUAY-shon
 Lavan Alston Jr. luh-VAN
 Josh Banderas ban-DARE-us
 Alex Boryca burr-ITS-kuh
 Bryan Brokop BRO-kup
 Cethan Carter SEETH-un
 Ty Chaffin CHAY-fin
 Marquel Dismuke mar-KELL dizz-MUKE-ee
 Ross Dzuris duh-ZUHR-iss
 Matt Farniok FAR-nee-ock
 Ryan Freudenburg fried-EN-burg
 Nathan Gerry GARY
 Sam Hahn HAWN
 Todd Honas HO-nuss
 Tyler Hoppes HOP-iss

Matt Jarzynka Jar-ZINK-uh
 Boaz Joseph BOSE
 Joshua Kalu Kuh-loo
 Reid Karel CARE-ull
 Bo Kitrell KIT-trull
 David Knevel NEV-ull
 Wyatt Mazour MUH-zoo-er
 Graham Nabity NAB-it-tee
 DaiShon Neal DAY-shawn
 Terrell Newby TAIR-ul
 Devine Ozigbo oh-ZIG-bo
 Gabe Rahn RAWN
 Bryan Reimers RHYME-ers
 Jacob Weinmaster WINE-master
 Mikale Wilbon MIK-kale
 Kieron Williams KYE-run
 Dedrick Young DEAD-rik

41	Noah Johnson.....	IB
41	Luke McNitt.....	FB
42	Trey Foster.....	TE
43	Tyrin Ferguson.....	LB
43	Todd Honas.....	WR
44	Mitch McCann.....	FB
44	Mick Stoltenberg.....	DT
45	A.J. Natter.....	DE
45	Ty Chaffin.....	WR
47	Branden Hohenstein.....	TE
47	Matt Jarzynka.....	DE
48	Erik Evans.....	DE
48	Ne'Land Smith.....	WR
49	Austin Hemphill.....	FB
49	Chris Weber.....	LB
50	Garret Johns.....	DL
50	John Raridon.....	OL
51	Jared Brugmann.....	LB
52	Josh Banderas.....	LB
53	Alex Boryca.....	LB
54	Creighton Hamik.....	LB
54	Jordan Ober.....	LS
55	Kevin Maurice.....	DT
55	Robby Painter.....	OL
56	Brad Simpson.....	LB
56	Boe Wilson.....	OL
57	Jacob Weinmaster.....	LB
58	Joel Lopez.....	DL
58	Corey Whitaker.....	OL
59	Brody Cleveland.....	LB
59	Jake Kitten.....	OL
61	Bryan Brokop.....	OL
62	Cole Conrad.....	OL
63	Tanner Farmer.....	OL
65	Christian Gaylord.....	OL
66	Dylan Utter.....	OL
67	Jerald Foster.....	OL
68	Nick Gates.....	OL
71	Matt Farniok.....	OL
72	Zach Hannon.....	OL
73	Sam Hahn.....	OL
74	Jalin Barnett.....	OL
75	Fyn Anderson.....	DL
76	Dwayne Johnson Jr.....	OL
76	Dylan Owen.....	DL
77	David Knevel.....	OL
79	Michael Decker.....	OL
80	Brett Classen.....	WR
81	Gabe Rahn.....	WR
82	Alonzo Moore.....	WR
83	David Engelhaupt.....	TE
83	Bryan Reimers.....	WR
84	Sam Cotton.....	TE
85	Matt Snyder.....	TE
86	Jack Stoll.....	TE
87	Brandon Reilly.....	WR
88	Ross Dzuris.....	DE
88	Tyler Hoppes.....	TE
89	Connor Ketter.....	TE
91	Freedom Akinmoladun.....	DE
92	Chase Urbach.....	LS
94	Khalil Davis.....	DT
95	Spencer Lindsay.....	PK
95	Ben Stille.....	DE
96	Carlos Davis.....	DT
97	Logan Rath.....	DT
98	Isaac Armstrong.....	P
98	Collin Miller.....	DE
99	Peyton Newell.....	DT

INDIVIDUAL NEBRASKA RECORDS WATCH


**TOMMY
ARMSTRONG JR.**

 SENIOR
QUARTERBACK

NEBRASKA CAREER RECORDS

PASSING YARDS

Rk.	Player, Years	Yards
1.	Tommy Armstrong Jr., 2013-pres.	8,871
2.	Taylor Martinez, 2010-13	7,258

COMPLETIONS

Rk.	Player, Years	Comp.
1.	Tommy Armstrong Jr., 2013-pres.	625
2.	Taylor Martinez, 2010-13	575

TOUCHDOWN PASSES

Rk.	Player, Years	TDs
1.	Tommy Armstrong Jr., 2013-pres.	67
2.	Taylor Martinez, 2010-13	56

RUSHING YARDS BY A QUARTERBACK

Rk.	Player, Years	Yards
1.	Eric Crouch, 1998-2001	3,434
2.	Taylor Martinez, 2010-13	2,975
3.	Jammal Lord, 2000-03	2,573
4.	Steve Taylor, 1985-88	2,125
5.	Tommie Frazier, 1992-95	1,955
6.	Tommy Armstrong Jr., 2013-pres.	1,819

TOTAL OFFENSE

Rk.	Player, Years	Yards
1.	Tommy Armstrong Jr., 2013-pres.	10,690
2.	Taylor Martinez, 2010-13	10,233
3.	Eric Crouch, 1998-2001	7,915

TOTAL OFFENSIVE YARDS PER GAME

Rk.	Player, Years	Yards/Game
1.	Tommy Armstrong Jr., 2013-pres.	237.6
2.	Taylor Martinez, 2010-13	232.6

TOTAL TOUCHDOWNS

Rk.	Player, Years	TDs
1.	Tommy Armstrong Jr., 2013-pres.	91
2.	Eric Crouch, 1998-2001	90
3.	Taylor Martinez, 2010-13	87

250-YARD PASSING GAMES

Rk.	Player, Years	Games
1.	Tommy Armstrong Jr., 2013-pres.	14
2.	Joe Ganz, 2005-08	11

300-YARD TOTAL OFFENSE GAMES

Rk.	Player, Years	Games
1.	Tommy Armstrong Jr., 2013-pres.	13
2.	Joe Ganz, 2005-08	9
	Taylor Martinez, 2010-13	9

200-YD PASSING/100-YD RUSHING GAMES

Rk.	Player, Years	Games
1.	Tommy Armstrong Jr., 2013-pres.	2
	Taylor Martinez, 2010-13	2

QUARTERBACK STARTS

Rk.	Player, Years	Starts
1.	Tommy Armstrong Jr., 2013-pres.	44
2.	Taylor Martinez, 2010-13	43
3.	Eric Crouch, 1998-2001	38

WINS BY A STARTING QUARTERBACK

Rk.	Player, Years	Starts
1.	Eric Crouch, 1998-2001	35
2.	Tommie Frazier, 1992-95	33
3.	Tommy Armstrong Jr., 2013-pres.	30

BIG TEN CAREER RECORDS

TOTAL OFFENSE

Rk.	Player, School, Years	Yards
1.	Drew Brees, Purdue, 1997-2000	12,692
2.	Adam Weber, Minn., 2007-10	11,790
3.	Brett Basanez, NW, 2002-05	11,576
4.	Curtis Painter, Purdue, 2005-08	11,511
5.	Antwaan Randle-El, Ind., 1998-01	11,364
6.	Denard Robinson, Mich., 2009-12	10,745
7.	Tommy Armstrong Jr., 2013-pres.	10,690
8.	Nathan Scheelhaase, Ill., 2010-13	10,634
9.	Juice Williams, Illinois, 2006-09	10,594
10.	Chuck Long, Iowa, 1981-85	10,254
11.	Taylor Martinez, Neb., 2010-13	10,233

TOTAL TOUCHDOWNS

Rk.	Player, School, Years	TDs
1.	Drew Brees, Purdue, 1997-2000	106
2.	J.T. Barrett, Ohio St., 2014-16	99
3.	Tommy Armstrong Jr., 2013-pres.	91
	Denard Robinson, Michigan, 2009-12	91

NEBRASKA SEASON RECORDS

PASSING YARDS

Rk.	Player, Year	Yards
1.	Joe Ganz, 2008	3,568
2.	Zac Taylor, 2006	3,197
3.	Tommy Armstrong Jr., 2015	3,030
4.	Taylor Martinez, 2012	2,871
5.	Tommy Armstrong Jr., 2014	2,695
6.	Zac Taylor, 2005	2,653
7.	Sam Keller, 2007	2,422
8.	Tommy Armstrong Jr., 2016	2,180

COMPLETIONS

Rk.	Player, Year	Completions
1.	Joe Ganz, 2008	285
2.	Zac Taylor, 2005	237
3.	Zac Taylor, 2006	233
4.	Taylor Martinez, 2012	228
5.	Tommy Armstrong Jr., 2015	222
6.	Sam Keller, 2007	205
7.	Tommy Armstrong Jr., 2014	184
8.	Zac Lee, 2009	177
9.	Taylor Martinez, 2011	162
10.	Tommy Armstrong Jr., 2016	151

TOTAL OFFENSE

Rk.	Player, Year	Yards
1.	Taylor Martinez, 2012	3,890
2.	Joe Ganz, 2008	3,826
3.	Tommy Armstrong Jr., 2015	3,430
4.	Tommy Armstrong Jr., 2014	3,400
5.	Zac Taylor, 2006	3,165
6.	Taylor Martinez, 2011	2,963
7.	Jammal Lord, 2002	2,774
8.	Tommy Armstrong Jr., 2016	2,692

300-YARD TOTAL OFFENSE GAMES

Rk.	Player, Year	Games
1.	Tommy Armstrong Jr., 2015	6
	Joe Ganz, 2008	6
3.	Taylor Martinez, 2012	5
4.	Tommy Armstrong Jr., 2014	4
5.	Tommy Armstrong Jr., 2016	3

NEBRASKA CAREER BOWL RECORDS

PASSING YARDS

Rk.	Player (Bowl Games)	Yards
1.	Tommy Armstrong Jr. (3)	718
2.	Bob Churchich (3)	501


**JOSH
BANDERAS**

 SENIOR
LINEBACKER

NEBRASKA CAREER RECORDS

TACKLES

Rk.	Player, Pos., Years	Tackles
1.	Barrett Ruud, LB, 2001-04	432
2.	Jerry Murtaugh, MLB, 1968-70	342
3.	Mike Brown, S, 1996-99	287
4.	Lavonte David, LB, 2010-11	285
5.	Lee Kunz, LB, 1976-78	276
6.	Nathan Gerry, S, 2013-pres.	273
	Clete Piller, LB, 1974-76	273
8.	Steve Damkroger, LB, 1979-83	269
9.	Ed Stewart, LB, 1991-94	257
10.	Marc Munford, LB, 1983-86	256
11.	Jim Wrightman, WLB, 1975-77	254
12.	Trev Alberts, OLB, 1990-93	248
13.	Will Compton, LB, 2009-12	247
14.	Mike Knox, SLB, 1981-85	245
15.	Broderick Thomas, OLB, 1985-88	242
16.	Corey McKeon, LB, 2004-07	240
17.	Wayne Meylan, MG, 1965-67	238
18.	Jay Foreman, MLB, 1995-98	233
19.	Josh Banderas, LB, 2013-pres.	228


**DREW
BROWN**

 JUNIOR
PLACE-KICKER

NEBRASKA CAREER RECORDS

FIELD GOALS


Rk.	Player, Years	FGs
1.	Alex Henery, 2007-10	68
2.	Kris Brown, 1995-98	57
3.	Drew Brown, 2014-pres.	46
4.	Josh Brown, 1999-2002	43
5.	Brett Maher, 2009-12	39

SCORING

Rk.	Player, Pos., Years	Points
1.	Alex Henery, PK, 2007-10	397
2.	Kris Brown, PK, 1995-98	388
3.	Eric Crouch, QB, 1998-2001	368
4.	Josh Brown, PK, 1999-2002	315
5.	Mike Rozier, IB, 1981-83	312
6.	Ameer Abdullah, 2011-2014	288
7.	Drew Brown, PK, 2014-pres.	276
8.	Ahman Green, IB, 1995-97	270

CONSECUTIVE FIELD GOALS MADE

Rk.	Player, Year(s)	FGs
1.	Alex Henery, 2009-10	18
2.	Kris Brown, 1997-98	17
3.	Drew Brown, PK, 2015-16	13



NATHAN GERRY

SENIOR
SAFETY

NEBRASKA CAREER RECORDS

INTERCEPTIONS

Rk.	Player, Pos., Years	INTs
1.	Dana Stephenson, RCB, 1967-69	14
2.	Josh Bullocks, FS, 2002-04	13
	Nathan Gerry, S, 2013-pres.	13
4.	Bret Clark, S, 1982-84	12
5.	Fabian Washington, CB, 2002-04	11
	Ralph Brown, RCB, 1996-99	11
	Tyrone Byrd, FS, 1989-92	11
	Larry Wachholtz, S, 1964-66	11
	Tom Novak, LB, 1946-49	11

TACKLES

Rk.	Player, Pos., Years	Tackles
1.	Barrett Ruud, LB, 2001-04	432
2.	Jerry Murtaugh, MLB, 1968-70	342
3.	Mike Brown, S, 1996-99	287
4.	Lavonte David, LB, 2010-11	285
5.	Lee Kunz, LB, 1976-78	276
6.	Nathan Gerry, S, 2013-pres.	273
	Clete Pilen, LB, 1974-76	273
8.	Steve Damkroger, LB, 1979-83	269
9.	Ed Stewart, LB, 1991-94	257
10.	Marc Munford, LB, 1983-86	256

TACKLES BY A DEFENSIVE BACK

Rk.	Player, Pos., Years	Tackles
1.	Mike Brown, S, 1996-99	287
2.	Nathan Gerry, S, 2013-pres.	273
3.	Daniel Bullocks, S, 2002-05	226


TACKLES FOR LOSS BY A DEFENSIVE BACK

Rk.	Player, Pos., Years	TFLs
1.	Nathan Gerry, S, 2013-pres.	19
2.	Mike Brown, ROV, 1996-99	17
3.	Reggie Cooper, SS, 1987-90	16

NEBRASKA SEASON RECORDS

TACKLES FOR LOSS BY A DEFENSIVE BACK

Rk.	Player, Pos., Years	TFLs
1.	Ciante Evans, CB, 2013	11
2.	Al Larson, LCB, 1969	9
--	Nathan Gerry, S, 2016	7



DE'MORNAY PIERSON-EL

JUNIOR
WIDE RECEIVER/RETURNER

NEBRASKA CAREER RECORDS

PUNT RETURN YARDS

Rk.	Player, Years	FGs
1.	Johnny Rodgers, 1970-72	1,515
2.	DeJuan Groce, 1999-2002	1,218
3.	Bobby Newcombe, 1997-2000	829
4.	Tyrone Hughes, 1989-92	817
5.	De'Mornay Pierson-El, 2014-pres.	812




TERRELL NEWBY

SENIOR
I-BACK

NEBRASKA CAREER RECORDS

RUSHING YARDS

Rk.	Player, Pos., Years	Yards
1.	Mike Rozier, IB, 1981-83	4,780
2.	Ameer Abdullah, IB, 2011-14	4,588
3.	Ahman Green, IB, 1995-97	3,880
4.	Eric Crouch, QB, 1998-2001	3,434
5.	Roy Helu Jr., IB, 2007-10	3,404
6.	Rex Burkhead, IB, 2009-12	3,329
7.	Calvin Jones, IB, 1991-93	3,153
8.	Ken Clark, IB, 1987-89	3,037
9.	Taylor Martinez, QB, 2010-13	2,975
10.	I.M. Hipp, IB, 1977-79	2,814
11.	Lawrence Phillips, IB, 1993-95	2,777
12.	Dahrran Diedrick, IB, 1999-2002	2,745
13.	Cory Ross, IB, 2002-05	2,743
14.	Derek Brown, IB, 1990-92	2,699
15.	Jammal Lord, QB, 2000-03	2,573
16.	Correll Buckhalter, IB, 1997-2000	2,522
17.	Keith Jones, IB, 1984-87	2,488
18.	Dan Alexander, IB, 1997-2000	2,456
19.	Rick Berns, IB, 1976-78	2,449
20.	Roger Craig, IB, 1979-82	2,446
21.	Marlon Lucky, IB, 2005-08	2,393
22.	Jeff Kinney, HB, 1969-71	2,244
23.	Terrell Newby, IB, 2013-pres.	2,224



BRANDON REILLY

SENIOR
WIDE RECEIVER

NEBRASKA CAREER RECORD

YARDS PER CATCH (MIN. 60 CATCHES)

Rk.	Player, Pos., Years	YPC
1.	Matt Herian, TE, 2002-06	19.1
2.	Irving Fryar, WB, 1981-83	17.9
3.	Brandon Reilly, WR, 2013-pres.	17.8
4.	Johnny Rodgers, WB, 1970-72	17.3
5.	Todd Brown, SE, 1980-82	16.8

YARDS PER CATCH (MIN. 50 CATCHES)

Rk.	Player, Pos., Years	YPC
1.	Tracey Wistrom, TE, 1998-2001	19.8
2.	Jon Bostick, SE, 1989-91	19.7
3.	Bobby Thomas, SE, 1974-76	19.3
4.	Matt Herian, TE, 2002-06	19.1
5.	Junior Miller, TE, 1997-79	19.0
6.	Chuck Malito, SE, 1974-76	18.9
7.	Irving Fryar, WB, 1981-83	17.9
	Frantz Hardy, WR, 2005-07	17.9
9.	Brandon Reilly, WR, 2013-pres.	17.8
10.	Dave Shamblin, SE, 1973-75	17.4



JORDAN WESTERKAMP

SENIOR
WIDE RECEIVER

NEBRASKA CAREER RECORDS

RECEPTIONS

Rk.	Player, Pos., Years	Receptions
1.	Kenny Bell, WR, 2011-14	181
2.	Jordan Westerkamp, WR, 2013-pres.	167
3.	Nate Swift, WR, 2005-08	166
4.	Johnny Rodgers, WB, 1970-72	143
5.	Terrence Nunn, WR, 2004-07	136
6.	Marlon Lucky, IB, 2005-08	135

RECEIVING YARDS

Rk.	Player, Years	Yards
1.	Kenny Bell, 2011-14	2,689
2.	Johnny Rodgers, 1970-72	2,479
3.	Nate Swift, 2005-08	2,476
4.	Jordan Westerkamp, 2013-pres.	2,474

TOUCHDOWN RECEPTIONS

Rk.	Player, Pos., Year	TDs
1.	Johnny Rodgers, WB, 1970-72	25
2.	Nate Swift, WR, 2005-08	22
3.	Kenny Bell, WR, 2011-14	21
4.	Jordan Westerkamp, WR, 2013-pres.	18
5.	Maurice Purify, WR, 2006-07	16
6.	Jon Bostick, SE, 1989-91	15
	Quincy Enunwa, WR, 2010-13	15
8.	Todd Millikan, TE, 1985-88	14
	Bobby Thomas, SE, 1974-76	14

100-YARD RECEIVING GAMES

Rk.	Player, Pos., Years	Games
1.	Johnny Rodgers, WB, 1970-72	10
2.	Nate Swift, WR, 2005-08	8
	Jordan Westerkamp, WR, 2013-pres.	8

CONSECUTIVE GAMES WITH CATCH

Rk.	Player, Pos., Years	Games
1.	Johnny Rodgers, WB, 1970-72	37
2.	Jordan Westerkamp, WR, 2013-pres.	36*
3.	Terrence Nunn, WR, 2004-07	32
4.	Kenny Bell, WR, 2012-14	28

*active streak

NEBRASKA CAREER BOWL RECORDS

RECEIVING YARDS

Rk.	Player (Bowl Games)	Yards
1.	Matt Davison (3)	233
2.	Johnny Rodgers (3)	200
3.	Johnny Mitchell (2)	195
	Kenny Bell (4)	195
5.	Corey Dixon (2)	173
--	Jordan Westerkamp (3)	125

NEBRASKA DEPTH CHART

OFFENSE

WIDE RECEIVER (Z)

15 De'Mornay Pierson-El, 5-9, 185, Jr. **-or-**
82 Alonzo Moore, 6-2, 195, Sr.

LEFT TACKLE

68 Nick Gates, 6-5, 290, So.
65 Christian Gaylord, 6-6, 300, RFr.

LEFT GUARD

67 Jerald Foster, 6-3, 310, So.
73 Sam Hahn, 6-7, 300, Sr.

CENTER

66 Dylan Utter, 6-1, 295, Sr.
79 Michael Decker, 6-4, 285, RFr.

RIGHT GUARD

63 Tanner Farmer, 6-4, 295, So.
58 Corey Whitaker, 6-5, 295, Sr.

RIGHT TACKLE

62 Cole Conrad, 6-5, 305, So.
77 David Knevel, 6-9, 315, Jr.

TIGHT END

11 Cethan Carter, 6-4, 240, Sr.
84 Sam Cotton, 6-5, 250, Sr.
42 Trey Foster, 6-2, 250, Sr.
88 Tyler Hoppes, 6-4, 240, Jr.
89 Connor Ketter, 6-5, 245, Jr.

WIDE RECEIVER (R)

1 Jordan Westerkamp, 6-0, 200, Sr.
87 Brandon Reilly, 6-2, 200, Sr.
81 Gabe Rahn, 6-1, 195, Jr.

WIDE RECEIVER (X)

8 Stanley Morgan Jr., 6-1, 200, So. **-or-**
87 Brandon Reilly, 6-2, 200, Sr.
83 Bryan Reimers, 6-5, 210, So.

QUARTERBACK

4 Tommy Armstrong Jr., 6-1, 220, Sr.
17 Ryker Fyfe, 6-3, 215, Sr.
2 Zack Darlington, 6-2, 195, So.

I-BACK

34 Terrell Newby, 5-10, 200, Sr.
22 Devine Ozigbo, 6-0, 230, So.
21 Mikale Wilbon, 5-9, 195, So.
18 Tre Bryant, 5-11, 200, Fr.

FULLBACK

41 Luke McNitt, 6-2, 240, Jr.
38 Harrison Jordan, 5-10, 230, Jr.
29 Graham Nabity, 6-1, 210, Sr.

OFFENSIVE CAREER STARTS

Tommy Armstrong Jr., Sr., QB44
Cethan Carter, Sr., TE34
Dylan Utter, Sr., C26
Sam Cotton, Sr., TE22
Nick Gates, So., OT22
Terrell Newby, Sr., IB19
Alonzo Moore, Sr., WR18
Jordan Westerkamp, Sr., WR16
De'Mornay Pierson-El, Jr., WR13
Brandon Reilly, Sr., WR11
Stanley Morgan Jr., So., WR11
Tanner Farmer, Soph., OG10
Sam Hahn, Sr., OG9
David Knevel, Jr., OT8
Trey Foster, Sr., TE3
Cole Conrad, Soph., OT4
Luke McNitt, Jr., FB2
Corey Whitaker, Sr., OG2
Jerald Foster, So., OG3
Ryker Fyfe, Sr., QB2
Devine Ozigbo, Soph., IB1
Bryan Reimers, Soph., WR1

DEFENSE

DEFENSIVE END

88 Ross Dzuris, 6-3, 255, Sr.
22 Alex Davis, 6-5, 255, RFr.
9 DaiShon Neal, 6-7, 270, RFr.

DEFENSIVE TACKLE

44 Mick Stoltenberg, 6-5, 290, So.
96 Carlos Davis, 6-2, 295, RFr.
97 Logan Rath, 6-4, 280, Sr.

DEFENSIVE TACKLE

55 Kevin Maurice, 6-3, 300, Sr.
94 Khalil Davis, 6-2, 290, RFr.
99 Peyton Newell, 6-3, 290, So.

DEFENSIVE END

91 Freedom Akinmoladun, 6-4, 255, So.
45 A.J. Natter, 6-5, 260, Jr.
17 Sedrick King, 6-4, 250, So.

SAM LINEBACKER

15 Michael Rose-Ivey, 6-0, 230, Sr.
3 Marcus Newby, 6-1, 235, Jr.
12 Luke Gifford, 6-3, 230, So.

MIKE LINEBACKER

52 Josh Banderas, 6-3, 240, Sr.
49 Chris Weber, 6-3, 230, Jr.

WILL LINEBACKER

5 Dedrick Young, 6-1, 220, So.
7 Mohamed Barry, 6-1, 220, RFr.
56 Brad Simpson, 6-0, 230, Sr.

CORNERBACK

10 Joshua Kalu, 6-1, 190, Jr.
1 Lamar Jackson, 6-3, 195, Fr.
11 Boaz Joseph, 6-1, 190, Jr.

SAFETY

26 Kieron Williams, 6-1, 195, Jr. **-or-**
24 Aaron Williams, 5-11, 185, So.
4 Avery Anderson, 6-0, 185, RFr.

SAFETY

25 Nathan Gerry, 6-2, 220, Sr.
16 Antonio Reed, 6-2, 220, So.
13 JoJo Domann, 6-1, 205, Fr.

CORNERBACK

8 Chris Jones, 6-0, 185, Jr.
6 Eric Lee Jr., 6-0, 190, RFr.

DEFENSIVE CAREER STARTS

Nathan Gerry, Sr., S40
Josh Banderas, Sr., LB30
Joshua Kalu, Jr., CB26
Dedrick Young, So., LB19
Chris Jones, Jr., CB19
Michael Rose-Ivey, Sr., LB17
Ross Dzuris, Sr., DE16
Freedom Akinmoladun, So., DE16
Aaron Williams, So., S13
Kevin Maurice, Sr., DT13
Marcus Newby, Jr., LB10
Kieron Williams, Jr., S9
Mick Stoltenberg, Soph., DT8
Chris Weber, Jr., LB4
Carlos Davis, RFr., DT4

SPECIAL TEAMS

PLACE-KICKER

34 Drew Brown, 5-11, 195, Jr.
95 Spencer Lindsay, 5-9, 210, Sr.

PUNTER

35 Caleb Lightbourn, 6-3, 220, Fr.
98 Isaac Armstrong, 5-11, 195, RFr.

LONG SNAPPER

54 Jordan Ober, 6-1, 205, So.
92 Chase Urbach, 6-3, 200, RFr.

HOLDER

2 Zack Darlington, 6-2, 195, So.

KICKOFF RETURNER

18 Tre Bryant, 5-11, 200, Fr.
39 Jordan Nelson, 5-8, 180, Sr.

PUNT RETURNER

15 De'Mornay Pierson-El, 5-9, 185, Jr.
1 Jordan Westerkamp, 6-0, 200, Sr.

SPECIAL TEAMS CAREER STARTS

Drew Brown, Jr., PK38
Jordan Ober, So., LS25
Caleb Lightbourn, Fr., P11



#1 LAMAR JACKSON • Fr. • DB


ELK GROVE, CALIF.
FRANKLIN HS

CAREER STATS

Year	G/S	(-----Tackles-----)					Fum.		QB		
		UT	AT	TT	TFL	Sacks	C-R	BK	PBU	INT	Hry.
2016	11/0	7	2	9	2-14	1.0-11	0-0	0	0	0	0
Totals	11/0	7	2	9	2-14	1.0-11	0-0	0	0	0	0

2016 SINGLE-GAME HIGHS

- » Tackles - 5 vs. Fresno State
- » Tackles for Loss – 2 vs. Fresno State
- » Tackles for Loss – 1.0 vs. Fresno State
- » Pass Breakups – 0
- » Interceptions – 0



#1 JORDAN WESTERKAMP • Sr. • WR

LOMBARD, ILL.
MONTINI CATHOLIC HS

CAREER RECEIVING STATS

Year	G/S	No.	Yds.	Y/R	Y/G	Long	TDs
2012						Redshirt	
2013	13/1	20	283	14.1	23.6	49 vs. Northwestern	1
2014	13/9	44	747	17.0	57.5	70 at Fresno State	5
2015	13/4	65	918	14.1	70.6	38 vs. Michigan St.	7
2016	10/2	38	526	13.8	52.6	55 vs. Wyoming	5
Totals	49/16	167	2,474	14.8	50.5	70 at Fresno State	18

CAREER HONORS

- » 2015, 2016 Team Captain
- » First-Team All-Big Ten (Phil Steele, 2015)
- » Second-Team All-Big Ten (Coaches, Media, AP, 2015)
- » Third-Team All-Big Ten (Coaches, 2016)
- » Honorable-Mention All-Big Ten (Media, 2016)
- » Academic All-Big Ten (2013, 2014, 2016)
- » Big Ten All-Freshman Team (BTN, 2013)
- » Big Ten Freshman of the Week (vs. Northwestern, 2013)
- » Four-Time Nebraska Scholar-Athlete Honor Roll
- » ESPN College Football Play of the Year (Reception vs. Florida Atlantic, 2014)
- » Sports Science Newton Award for Outstanding Reaction (2015)
- » Brook Berringer Citizenship Team (2015, 2016)
- » Tom Osborne Citizenship Team (2015, 2016)

CAREER SINGLE-GAME HIGHS

- » Receptions – 11 vs. Southern Miss (2015)
- » Receiving Yards – 158 at Michigan State (2014)
- » Touchdowns – 2 vs. Wyoming, vs. Oregon (2016)

2016 SINGLE-GAME HIGHS

- » Receptions - 8 vs. Maryland
- » Receiving Yards – 105 vs. Wyoming
- » Touchdowns – 2 vs. Wyoming, vs. Oregon

2016 SEASON NOTES

- » Fourth player in NU history with 2,000 career receiving yards, joining Kenny Bell (2,689), Johnny Rodgers (2,479), and Nate Swift (2,476) in the 2,000-yard club.
- » Caught four passes for 50 yards at Iowa, marking his 36th straight game with at least one reception, one shy of the Nebraska school record of 37 straight games by Johnny Rodgers. Increased his career receptions total to 167, moving him into second place on the Nebraska career receptions list. Increased his career receiving yardage total to 2,474 and is two yards shy of Nate Swift (2,476) for third on the Nebraska career yardage list and five yards shy of tying Johnny Rodgers (2,479) for second on the list.
- » Caught season-high eight passes for 85 yards against Maryland, including a four-yard touchdown catch in the second quarter for the 18th touchdown catch of his career, and his fifth of 2016.
- » Had a 10-yard touchdown run in the third quarter at Northwestern, marking his first career rushing touchdown. Had two career carries for 16 yards prior to the touchdown run.

2016 GAME-BY-GAME

Opponent	Rec.	Yds	TD	Lg
Fresno State	1	6	0	6
Wyoming	4	105	2	55
Oregon	3	39	2	22
at Northwestern	1	13	0	13
Illinois	4	65	0	28
at Indiana	--	Did Not Play Due to Injury --		
Purdue	--	Did Not Play Due to Injury --		
at Wisconsin	3	62	0	36
at Ohio State	4	51	0	32
Minnesota	6	50	0	14
Maryland	8	85	1	26
at Iowa	4	50	0	19
Totals	38	526	5	55



#3 MARCUS NEWBY • Jr. • LB

NORTH POTOMAC, MD.
QUINCE ORCHARD HS

CAREER STATS

Year	G/S	(-----Tackles-----)					Fum.		QB		
		UT	AT	TT	TFL	Sacks	C-R	BK	PBU	INT	Hry.
2013											
2014	9/0	1	2	3	1-9	1.0-9	0-0	0	0	0	2
2015	10/6	17	17	34	5-13	1.0-8	0-0	0	0	0	2
2016	12/4	7	11	18	3-17	2.0-16	1-0	0	1	0	2
Totals	31/10	25	30	55	9-39	4.0-33	1-0	0	1	0	6

CAREER HONORS

- » Nebraska Scholar-Athlete Honor Roll (Spring, 2015)
- » NU Record for Most PBU by a Linebacker (4 vs. Wisconsin, 2015)
- » Brook Berringer Citizenship Team (2015)
- » Tom Osborne Citizenship Team (2015)

2016 SEASON NOTES

- » Had an eight-yard sack against Maryland and forced his first career fumble.

CAREER SINGLE-GAME HIGHS

- » Tackles - 8 vs. Michigan State (2015)
- » Tackles for Loss – 1, nine times
- » Sacks - 1.0, four times

2016 SINGLE-GAME HIGHS

- » Tackles - 4 vs. Wyoming
- » Tackles for Loss – 1 at Indiana, at Wisconsin, vs. Maryland
- » Sacks – 1.0 at Indiana, vs. Maryland

2016 GAME-BY-GAME

Opponent	--Tackles--		-Sacks-		FF-FR-Yds	Int-Yds	PBU	QBH
	UT-AT-TT	TFL-Yds	No-Yds					
Fresno State	1-2-3	0-0	0.0-0	0.0-0	0-0-0	0-0	0	1
Wyoming	1-3-4	0-0	0.0-0	0.0-0	0-0-0	0-0	0	0
Oregon	1-2-3	0-0	0.0-0	0.0-0	0-0-0	0-0	0	0
at Northwestern	0-0-0	0-0	0.0-0	0.0-0	0-0-0	0-0	0	0
Illinois	0-0-0	0-0	0.0-0	0.0-0	0-0-0	0-0	0	0
at Indiana	1-0-1	1-8	1.0-8	0.0-0	0-0-0	0-0	0	0
Purdue	0-2-2	0-0	0.0-0	0.0-0	0-0-0	0-0	0	0
at Wisconsin	1-0-1	1-1	0.0-0	0.0-0	0-0-0	0-0	1	0
at Ohio State	1-1-2	0-0	0.0-0	0.0-0	0-0-0	0-0	0	0
Minnesota	0-1-1	0-0	0.0-0	0.0-0	0-0-0	0-0	0	0
Maryland	1-0-1	1-8	1.0-8	1-0-0	0-0-0	0-0	0	0
at Iowa	0-0-0	0-0	0.0-0	0.0-0	0-0-0	0-0	0	1
Totals	7-11-18	3-17	2.0-16	1.0-0	0-0	0-0	1	2

#4 **TOMMY ARMSTRONG JR. • Sr. • QB**CIBOLO, TEXAS
STEELE HS**CAREER STATS****Passing**

Year	G/GS	Comp-Att-Int	Pct.	Yds.	Y/G	LP	TD	Eff.R.
2012								
								Redshirt
2013	9/8	68-131-8	51.9	966	107.3	99	9	124.31
2014	13/13	184-345-12	53.3	2,695	207.3	73	22	133.04
2015	12/12	222-402-16	55.2	3,030	252.5	55	22	128.64
2016	11/11	151-294-8	51.4	2,180	198.2	72	14	123.92
Totals	45/44	625-1,172-44	53.3	8,871	197.1	99	67	128.26

Rushing

Year	G/S	Att.	Gain	Loss	Net	Y/A	Y/G	Long	TDs
2012									
									Redshirt
2013	9/8	67	277	75	202	3.0	22.4	24 vs. Georgia	2
2014	13/13	145	842	137	705	4.9	54.2	42 vs. McNeese St.	6
2015	12/12	98	563	163	400	4.1	37.6	32 at Illinois	7
2016	11/11	113	604	92	512	4.5	46.5	37 at Northwestern	8
Totals	45/44	423	2,286	466	1,819	4.3	40.4	42 vs. McNeese St.	23

CAREER HONORS

- » 2015 Team Captain
- » Honorable-Mention All-Big Ten (Media, Coaches, 2016)
- » Big Ten Player of the Week (vs. Michigan St, 2015; vs. Southern Miss, 2015; at Northwestern, 2016; vs. Minnesota, 2016)
- » Rose Bowl Big Ten Player of the Week (Fresno State, 2016)
- » Foster Farms Bowl Offensive MVP (2015 vs. UCLA)
- » Honorable-Mention Big Ten All-Freshman Team (BTN, 2013)
- » Big Ten Freshman of the Week (vs. Michigan, 2013)
- » Nebraska Scholar-Athlete Honor Roll (Fall, 2012)
- » Brook Berringer Citizenship Team (2016)
- » Tom Osborne Citizenship Team (2016)

NEBRASKA RECORDS

- » Career Record for Passing at Nebraska (8,871)
- » Career Record for Completions at Nebraska (625)
- » Career Record for Touchdowns at Nebraska (91)
- » Career Record for Total Yards at Nebraska (10,690)
- » Career Record for Starts by a Nebraska QB (44)
- » Career 250-Yard Passing Games (14)
- » Career 300-Yard Passing Games (11)
- » Season 250-Yard Passing Games (tied record, 8 in 2015)
- » Season 300-Yard Passing Games (tied record, 6 in 2015)
- » Junior Class Passing Yards (3,030 in 2015)
- » Sophomore Class Passing Yards (2,695 in 2014)
- » Sophomore Class Passing TDs (22 in 2014)
- » Sophomore Class Total Offense (3,400 in 2014)
- » Bowl Game Passing Yards (381 vs. USC in 2014 Holiday Bowl)
- » Bowl Game Passing Completions (32 vs. USC in 2014 Holiday Bowl)
- » Bowl Game Passing Attempts (51 vs. USC in 2014 Holiday Bowl)
- » Bowl Game Passing TDs (3 vs. USC in 2014 Holiday Bowl)
- » Bowl Game Total Offense (422 vs. USC in 2014 Holiday Bowl)
- » Longest Pass in NU History and NCAA Bowl History (99 yards vs. Georgia, 2014 Gator Bowl)

2016 GAME-BY-GAME

Opponent	----- Passing -----				----- Rushing -----			
	Comp-Att-Int	Yds	TD	Lg	No.	Yds	TD	Lg
Fresno State	5-10-0	108	1	57	11	42	2	9
Wyoming	20-34-1	377	3	63	12	12	1	11
Oregon	17-33-0	200	3	22	16	95	1	34
at Northwestern	18-29-0	246	1	59	13	132	0	37
Illinois	16-23-1	220	1	37	8	12	1	13
at Indiana	10-26-2	208	1	72	11	36	0	12
Purdue	17-31-1	252	1	40	10	51	1	22
at Wisconsin	12-31-2	153	0	36	13	39	1	10
at Ohio State	4-15-1	74	0	32	4	19	0	11
Minnesota	19-27-0	217	2	35	9	61	1	21
Maryland	-- Did Not Play Due to Injury --							
at Iowa	13-35-0	125	1	19	6	13	0	6
Totals	151-294-8	2,180	14	72	113	512	8	37

CAREER SINGLE-GAME HIGHS**Passing**

- » Attempts – 51 vs. USC (2014 Holiday Bowl)
- » Completions – 32 vs. USC (2014 Holiday Bowl)
- » Yards – 381 vs. USC (2014 Holiday Bowl)
- » Touchdowns – 4 at Iowa (2014), at Miami (2015)

Rushing

- » Rushes – 20 at Wisconsin (2014)
- » Yards – 132 at Northwestern (2016)
- » Touchdowns – 2 vs. Michigan State (2015), vs. Fresno State (2016)
- » Long Rush – 42 yards vs. McNeese State (2014)
- » Total Offense – 431 vs. Southern Miss (2015)

2016 SINGLE-GAME HIGHS**Passing**

- » Attempts – 34 vs. Wyoming
- » Completions – 20 vs. Wyoming
- » Yards – 377 vs. Wyoming
- » Touchdowns – 3 vs. Wyoming, vs. Oregon

Rushing

- » Rushes – 16 vs. Oregon
- » Yards – 132 at Northwestern
- » Touchdowns – 2 vs. Fresno State
- » Long Rush – 37 at Northwestern
- » Total Offense – 389 vs. Wyoming

2016 SEASON NOTES

- » Made his 44th career start at Iowa, the most ever by a Nebraska quarterback. Accounted for 138 total yards at Iowa, increased his career total offensive yardage to 10,690 moving him up two spots to seventh on the Big Ten career total offense list. Had one touchdown at Iowa, increasing his career total to 91, the most in Nebraska history.
- » Threw two touchdown passes against Minnesota and rushed for a 13-yard TD in the fourth quarter.
- » Completed 19-of-27 passes against Minnesota, good for a 70.4 percent completion rate. The 70.4 completion percentage was the best of Armstrong's career when attempting at least 20 passes. His previous best was a 21-of-30 effort (70.0 percent) last season against South Alabama.
- » Threw for 200 yards against Oregon, increased his career passing total to 7,376 yards, setting a Nebraska record for career passing yards. The previous record was 7,258 yards by Taylor Martinez. Enters the bowl game with 8,871 career passing yards.
- » Owns the career school record of 625 completions, breaking Taylor Martinez's previous Nebraska record of 575.
- » Had 303 yards of total offense against Purdue, his school record 13th career game with at least 300 yards of total offense.





#5 DEDRICK YOUNG • So. • LB

PEORIA, ARIZ.
CENTENNIAL HS

CAREER STATS

Year	G/S	(-----Tackles-----)					Fum.	C-R	BK	PBU	INT	QB Hry.
		UT	AT	TT	TFL	Sacks						
2015	12/11	25	36	61	5-8	0.0-0	0-0	0	3	0	2	
2016	11/8	32	23	55	4-5	1.0-3	1-0	0	4	0	2	
Totals	23/19	57	59	116	9-13	1.0-3	1-0	0	7	0	4	

CAREER HONORS

- » Big Ten All-Freshman Team (BTN.com, ESPN.com)
- » Nebraska Newcomer of the Year Award (2015)
- » NU Record for Most Tackles by a True Freshman (61, 2015)
- » Academic All-Big Ten (2016)
- » Nebraska Scholar-Athlete Honor Roll (Spring, 2015)
- » Brook Berringer Citizenship Team (2016)
- » Tom Osborne Citizenship Team (2016)

2016 GAME-BY-GAME

	--Tackles--		--Sacks--				
Opponent	UT-AT-TT	TFL-Yds	No-Yds	FF-FR-Yds	Int-Yds	PBU	QBH
Fresno State	5-1-6	0-0	0.0-0	0-0-0	0-0	0	1
Wyoming	2-2-4	0-0	0.0-0	1-0-0	0-0	0	1
Oregon	2-2-4	0-0	0.0-0	0-0-0	0-0	0	0
at Northwestern	6-1-7	1-1	0.0-0	0-0-0	0-0	1	0
Illinois	2-4-6	0-0	0.0-0	0-0-0	0-0	1	0
at Indiana	3-1-4	2-3	1.0-3	0-0-0	0-0	0	0
Purdue	5-6-11	0-0	0.0-0	0-0-0	0-0	2	0
at Wisconsin	3-0-3	1-1	0.0-0	0-0-0	0-0	0	0
at Ohio State	1-2-3	0-0	0.0-0	0-0-0	0-0	0	0
Minnesota	0-1-1	0-0	0.0-0	0-0-0	0-0	0	0
Maryland	-- Did Not Play --						
at Iowa	3-3-6	0-0	0.0-0	0-0-0	0-0	0	0
Totals	32-23-55	4-5	1.0-3	1-0-0	0-0	4	2

2016 SEASON NOTES

- » Recorded his first career sack at Indiana, a three-yard loss in the second quarter.
- » Tied a career high with 11 tackles against Purdue and led the Huskers in pass breakups with two.

CAREER SINGLE-GAME HIGHS

- » Tackles - 11 at Illinois (2015), vs. Purdue (2016)
- » Tackles for Loss - 2 at Illinois (2015), at Rutgers (2015), at Indiana (2016)
- » Sacks - 1.0 at Indiana (2016)

2016 SINGLE-GAME HIGHS

- » Tackles - 11 vs. Purdue
- » Tackles for Loss - 2 at Indiana
- » Sacks - 1.0 at Indiana



#8 CHRIS JONES • Jr. • DB

JACKSONVILLE, FLA.
SANDALWOOD HS

CAREER STATS

Year	G/S	(-----Tackles-----)					Fum.	C-R	BK	PBU	INT	QB Hry.
		UT	AT	TT	TFL	Sacks						
2014	12/0	5	2	7	0	0.0-0	0-1	0	0	0	0	0
2015	13/7	21	4	25	2-7	1.0-5	0-0	0	5	2	0	0
2016	12/12	30	3	33	3-5	1.0-2	0-0	0	9	3	0	0
Totals	37/19	56	9	65	5-12	2.0-7	0-1	0	14	5	0	

CAREER HONORS

- » Honorable-Mention All-Big Ten (Coaches, Media, 2016)
- » Academic All-Big Ten (2015)
- » Nebraska Scholar-Athlete Honor Roll (Fall 2015; Spring 2015)

2016 SEASON NOTES

- » Interception in each of the first two games of 2016.
- » Career-high six tackles against Oregon, previous high was three.
- » Career-high two TFLs, career-high two breakups and second career sack at Northwestern.
- » Had a 33-yard interception return for a touchdown in the first quarter at Indiana. Also matched a career high with a pair of pass breakups.

CAREER SINGLE-GAME HIGHS

- » Tackles - 6 vs. Oregon (2016)
- » Interceptions - 1, five times
- » Pass Breakups - 2 at Northwestern (2016), at Indiana (2016)
- » Tackles for Loss - 2 at Northwestern (2016)
- » Sacks - 1.0-5 vs. Southern Miss (2015); 1.0-2 at Northwestern (2016)

2016 SINGLE-GAME HIGHS

- » Tackles - 6 vs. Oregon
- » Interceptions - 1 vs. Fresno State, vs. Wyoming, at Indiana
- » Pass Breakups - 2 at Northwestern, at Indiana
- » Tackles for Loss - 2 at Northwestern
- » Sacks - 1.0-2 at Northwestern



#8 STANLEY MORGAN JR. • So. • WR

NEW ORLEANS, LA.
ST. AUGUSTINE HS

CAREER STATS

Year	G/S	No.	Yds.	Y/R	Y/G	Long	TDs
2015	13/3	25	304	12.2	23.4	33 at Miami	3
2016	12/8	30	425	14.2	35.4	72 at Indiana	2
Totals	25/11	55	729	13.3	29.2	72 at Indiana	5

CAREER HONORS

- » BTN.com All-Freshman Team (2015)
- » Nebraska Newcomer of the Year (2015)

2016 GAME-BY-GAME

Opponent	Rec.	Yds	TD	Lg
Fresno State	1	11	0	11
Wyoming	2	17	0	9
Oregon	3	35	0	20
at Northwestern	4	33	0	10
Illinois	3	39	0	18
at Indiana	3	93	1	72
Purdue	2	43	0	28
at Wisconsin	5	58	0	25
at Ohio State	3	56	0	26
Minnesota	1	4	0	4
Maryland	1	8	0	8
at Iowa	2	28	1	15
Totals	30	425	2	72

CAREER SINGLE-GAME HIGHS

- » Receptions - 5 at Wisconsin (2016)
- » Receiving Yards - 93 at Indiana (2016)
- » Touchdowns - 1, five times

2016 SINGLE-GAME HIGHS

- » Receptions - 5 at Wisconsin
- » Receiving Yards - 93 at Indiana
- » Touchdowns - 1 at Indiana, at Iowa

2016 SEASON NOTES

- » At least one catch in every game this season and 14 straight games going back to last season.
- » Caught a 13-yard touchdown pass at Iowa, his second of the season and fifth of his career.
- » Had a career-high five catches for 58 yards at Wisconsin, including four catches for 56 yards in the fourth quarter.
- » Had a career-long 72-yard touchdown reception at Indiana. It marked Nebraska's longest play this season. He finished the day with three catches for a career-high 93 yards.



#10 JOSHUA KALU • Jr. • CB

HOUSTON, TEXAS
ALIEF TAYLOR HS

CAREER STATS

Year	G/S	-----Tackles-----					Fum.		QB		
		UT	AT	TT	TFL	Sacks	C-R	BK	PBU	INT	Hry.
2014	13/2	20	7	27	1-1	0.0-0	2-1	0	3	1	1
2015	13/13	51	24	75	5-27	1.0-8	0-0	1	7	3	1
2016	12/12	41	17	58	2-7	1.0-6	0-0	1	8	1	2
Totals	38/27	112	48	160	8-35	2.0-14	2-1	2	18	5	4

CAREER HONORS

- » Lott IMPACT Trophy Watch List (2016)
- » Honorable-Mention All-Big Ten (Coaches, 2015)
- » Academic All-Big Ten (2015)
- » Nebraska Scholar-Athlete Honor Roll (Spring, 2015)
- » Brook Berringer Citizenship Team (2015, 2016)
- » Tom Osborne Citizenship Team (2015, 2016)

2016 GAME-BY-GAME

Opponent	--Tackles--		-Sacks-		FF-FR-Yds	Int-Yds	PBU	QBH
	UT-AT-TT	TFL-Yds	No-Yds	FF-FR-Yds				
Fresno State	6-1-7	1-6	1.0-6	0-0-0	0-0	1	2	
Wyoming	1-2-3	0-0	0.0-0	0-0-0	0-0	1	0	
Oregon	1-0-1	0-0	0.0-0	0-0-0	0-0	0	0	
at Northwestern	5-2-7	0-0	0.0-0	0-0-0	1-0	0	0	
Illinois	3-1-4	0-0	0.0-0	0-0-0	0-0	1	0	
at Indiana	7-0-7	0-0	0.0-0	0-0-0	0-0	1	0	
Purdue	2-2-4	0-0	0.0-0	0-0-0	0-0	0	0	
at Wisconsin	4-2-6	0-0	0.0-0	0-0-0	0-0	0	0	
at Ohio State	7-2-9	0-0	0.0-0	0-0-0	0-0	2	0	
Minnesota	1-2-3	1-1	0.0-0	0-0-0	0-0	0	0	
Maryland	4-1-5	0-0	0.0-0	0-0-0	0-0	2	0	
at Iowa	0-2-2	0-0	0.0-0	0-0-0	0-0	0	0	
Totals	41-17-58	2-7	1.0-6	0-0-0	1-0	8	2	

2016 SEASON NOTES

- » Blocked an extra point in the first quarter at Iowa, marking Nebraska's first blocked kick of any kind since Kalu blocked an extra point last season at Purdue (Oct. 31).
- » Matched a career high with nine tackles at Ohio State, also added two pass breakups.
- » Had a six-yard sack against Fresno State, marking his second career sack.
- » Recorded first interception of 2016 at Northwestern, the fifth of his career.

CAREER SINGLE-GAME HIGHS

- » Tackles – 9 vs. BYU (2015), vs. Wisconsin (2015), at Ohio State (2016)
- » Tackles for Loss – 2 vs. BYU (2015)
- » Pass Breakups – 4 vs. Wisconsin (2015)
- » Interceptions – 1, five times
- » Long Interception Return – 41 yds. (TD) at Minnesota (2015)

2016 SINGLE-GAME HIGHS

- » Tackles - 9 at Ohio State
- » Tackles for Loss – 1 vs. Fresno State, vs. Minnesota
- » Pass Breakups – 2 at Ohio State, vs. Maryland
- » Interceptions – 1 at Northwestern



#11 CETHAN CARTER • Sr. • TE

NEW ORLEANS, LA.
ARCHBISHOP RUMMEL HS

CAREER STATS

Year	G/S	No.	Yds.	Y/R	Y/G	Long	TDs
2013	13/6	10	127	12.7	9.8	26 vs. S. Dakota St.	0
2014	9/8	6	98	16.3	10.9	34 at Iowa	1
2015	11/11	24	329	13.7	29.9	55 at Illinois	2
2016	9/9	17	156	9.2	17.3	27 at Northwestern	1
Totals	42/34	57	710	12.5	16.9	55 at Illinois	4

CAREER HONORS

- » Honorable-Mention All-Big Ten (Media, 2015, 2016) (Coaches, 2016)
- » Nebraska Most Improved Player (2015)
- » True Freshman All-American (247Sports, 2013)
- » Honorable-Mention Big Ten All-Freshman Team (BTN, 2013)

2016 GAME-BY-GAME

Opponent	Rec.	Yds	TD	Lg
Fresno State	0	0	0	0
Wyoming	2	20	0	11
Oregon	5	48	0	21
at Northwestern	2	31	1	27
Illinois	1	2	0	2
at Indiana	--	Did Not Play Due to Injury --		
Purdue	--	Did Not Play Due to Injury --		
at Wisconsin	--	Did Not Play Due to Injury --		
at Ohio State	2	19	0	10
Minnesota	3	15	0	6
Maryland	1	14	0	14
at Iowa	1	7	0	7
Totals	17	156	1	27

CAREER SINGLE-GAME HIGHS

- » Receptions - 5 vs. Oregon
- » Receiving Yards - 75 vs. Iowa (2015)
- » Touchdowns – 1, five times

2016 SINGLE-GAME HIGHS

- » Receptions - 5 vs. Oregon
- » Receiving Yards – 48 vs. Oregon
- » Touchdowns – 1 at Northwestern

2016 SEASON NOTES

- » Had one reception for seven yards at Iowa, giving him 57 career receptions which ranks sixth all-time at Nebraska. Tracey Wistrom (1998-2001) ranks fifth with 58 receptions.
- » Caught five passes for 48 yards against Oregon, setting a career high for receptions.
- » Caught his first touchdown of the 2016 season and the fourth of his career at Northwestern. Also added a 16-yard rush against the Wildcats.





#15 DE'MORNAY PIERSON-EL • Jr. • WR/PR

ALEXANDRIA, VA.
WEST POTOMAC HS

CAREER STATS

Receiving

Year	G/S	No.	Yds.	Y/R	Y/G	Long	TDs
2014	13/6	23	321	14.0	24.7	46 at Northwestern	4
2015	5/1	12	111	9.3	22.2	19 vs. Wisconsin	1
2016	12/6	15	205	13.7	17.1	40 vs. Purdue	1
Totals	30/13	50	637	12.7	21.2	46 at Northwestern	6

Punt Returns

Year	G/S	No.	Yds.	Y/R	Y/G	Long	TDs
2014	13/6	34	596	17.5	45.8	86 at Fresno State	3
2015	5/1	4	48	12.0	9.6	42 at Minnesota	0
2016	12/6	23	168	7.3	14.0	45 vs. Oregon	0
Totals	30/13	61	812	13.3	27.1	86 at Fresno State	3

CAREER HONORS

- » Second-Team All-American (USA Today, SI, FWAA, 2014)
- » Third-Team All-American (Athlon, 2014)
- » Freshman All-American (Scout, 247Sports, USA Today, 2014)
- » 2014 Jet Award Punt Returner of the Year
- » Honorable-Mention All-Big Ten Punt Returner (Media, Coaches, 2016)
- » 2x Big Ten Special Teams Player of the Week (Fresno State, Iowa, 2014)
- » NU Freshman Record - Long Punt Return, Punt Return Yards & TDs
- » NU Bowl Record for Receptions (8 vs. USC, 2014 Holiday Bowl)
- » Nebraska Special Teams MVP (2015)
- » Nebraska Scholar-Athlete Honor Roll (Fall, 2014)
- » Nebraska Student-Athlete HERO Leadership Award (2015)
- » Brook Berringer Citizenship Team (2015, 2016)
- » Tom Osborne Citizenship Team (2015, 2016)

CAREER SINGLE-GAME HIGHS

- » Receptions – 8 vs. USC (2014 Holiday Bowl)
- » Receiving Yards – 102 vs. USC (2014 Holiday Bowl)
- » Receiving TDs – 1, six times

- » Punt Return Yards – 150 at Fresno State
- » Punt Return TDs – 1, three times

- » All-Purpose Yards – 150, twice

2016 SINGLE-GAME HIGHS

- » Receptions – 3 at Northwestern, vs. Purdue, Minnesota
- » Receiving Yards – 69 vs. Purdue
- » Receiving TDs – 1 vs. Purdue
- » Punt Return Yards – 42 vs. Oregon, vs. Illinois
- » Punt Return TDs – 0
- » All-Purpose Yards – 69 vs. Purdue

2016 GAME-BY-GAME

Opponent	Receiving				Punt Returns			
	No.	Yds	TD	Lg	No.	Yds	TD	Lg
Fresno State	0	0	0	0	0	0	0	0
Wyoming	1	9	0	9	0	0	0	0
Oregon	1	11	0	11	3	42	0	45
at Northwestern	3	31	0	12	0	0	0	0
Illinois	1	10	0	10	3	42	0	27
at Indiana	0	0	0	0	4	25	0	15
Purdue	3	69	1	40	1	0	0	0
at Wisconsin	1	14	0	14	4	36	0	15
at Ohio State	0	0	0	0	0	0	0	0
Minnesota	3	35	0	29	3	-1	0	7
Maryland	1	10	0	10	2	16	0	13
at Iowa	1	16	0	16	3	8	0	4
Totals	15	205	1	40	23	168	0	45

2016 SEASON NOTES

- » Had a 45-yard punt return in the second quarter against Oregon to set up a Nebraska touchdown. His 45-yard return was the 10th return of his career of at least 25 yards. Added his 11th with a 27-yard return against Illinois. Had eight returns of 25 yards or more in 2014, one in 2015 and two this season.
- » Caught a season-long 40-yard pass for his first touchdown of the season against Purdue. Was the longest reception since his freshman season, when he caught a career-long 46 yard pass at Northwestern in 2014. Had three receptions for a season-high 69 receiving yards against the Boilermakers.



#15 MICHAEL ROSE-IVEY • Sr. • LB

KANSAS CITY, MO.
ROCKHURST HS

CAREER STATS

Year	G/S	Tackles					Fum.			QB	
		UT	AT	TT	TFL	Sacks	C-R	BK	PBU	INT	Hry.
2012		Redshirt									
2013	12/7	39	27	66	6-8	0.0-0	0-0	0	1	0	2
2014		Injured--Did Not Play									
2015	7/3	11	16	27	3-3	0.0-0	0-0	0	1	0	1
2016	12/7	27	37	64	8-17	1.0-9	0-0	0	0	0	1
Totals	31/17	77	80	157	17-28	1.0-9	0-0	0	2	0	4

CAREER HONORS

- » Big Ten All-Freshman Team (BTN, 2013)
- » Nebraska Freshman Tackle Record (66, 2013)
- » Academic All-Big Ten (2013)
- » Nebraska Scholar-Athlete Honor Roll (Fall, 2012)
- » Nebraska Student-Athlete HERO Leadership Award (2013)
- » Brook Berringer Citizenship Team (2013)

2016 SEASON NOTES

- » Had a season-high 10 tackles at Iowa, bettering his eight tackles against both Wisconsin and Ohio State. Also had a TFL and 0.5 a sack.
- » Shared first career sack against Wyoming.

CAREER SINGLE-GAME HIGHS

- » Tackles – 17 vs. Iowa (2013)
- » Solo Tackles - 8 vs. Iowa (2013)
- » Tackles for Loss – 4 vs. Iowa (2013)
- » Sacks - 0.5 vs. Wyoming (2016), at Iowa (2016)

2016 SINGLE-GAME HIGHS

- » Tackles – 10 at Iowa
- » Tackles for Loss – 1, eight times
- » Sacks – 0.5 vs. Wyoming, at Iowa

2016 GAME-BY-GAME

	--Tackles--		-Sacks-				
Opponent	UT-AT-TT	TFL-Yds	No-Yds	FF-FR-Yds	Int-Yds	PBU	QBH
Fresno State	0-1-1	0-0	0.0-0	0-0-0	0-0	0	0
Wyoming	2-3-5	1-4	0.5-4	0-0-0	0-0	0	0
Oregon	4-2-6	1-3	0.0-0	0-0-0	0-0	0	0
at Northwestern	0-2-2	1-0	0.0-0	0-0-0	0-0	0	0
Illinois	1-5-6	1-1	0.0-0	0-0-0	0-0	0	0
at Indiana	1-3-4	1-0	0.0-0	0-0-0	0-0	0	0
Purdue	1-3-4	0-0	0.0-0	0-0-0	0-0	0	0
at Wisconsin	6-2-8	0-0	0.0-0	0-0-0	0-0	0	0
at Ohio State	4-4-8	1-1	0.0-0	0-0-0	0-0	0	0
Minnesota	0-4-4	0-0	0.0-0	0-0-0	0-0	0	0
Maryland	3-3-6	1-3	0.0-0	0-0-0	0-0	0	0
at Iowa	5-5-10	1-5	0.5-5	0-0-0	0-0	0	1
Totals	27-37-64	8-17	1.0-9	0-0-0	0-0	0	



#16 ANTONIO REED • So. • S

MEMPHIS, TENN.
SOUTHAVEN HS

CAREER STATS

Year	G/S	Tackles					Fum.			QB	
		UT	AT	TT	TFL	Sacks	C-R	BK	PBU	INT	Hry.
2015	13/0	9	1	10	0-0	0.0-0	2-0	0	0	0	0
2016	11/0	11	6	17	0-0	0.0-0	0-0	0	2	0	1
Totals	24/0	20	7	27	0-0	0.0-0	2-0	0	2	0	1

CAREER SINGLE-GAME HIGHS

- » Tackles – 4 vs. UCLA (2015)
- » Tackles for Loss – 0
- » Pass Breakups – 1 vs. Purdue (2016), vs. Maryland (2016)

2016 SINGLE-GAME HIGHS

- » Tackles - 3 at Northwestern, at Iowa
- » Tackles for Loss – 0
- » Pass Breakups – 1 vs. Purdue, vs. Maryland

#17 **RYKER FYFE • Sr. • QB**GRAND ISLAND, NEB.
GRAND ISLAND HS**CAREER STATS****Passing**

Year	G/S	Comp-Att-Int	Pct.	Yds.	Y/G	LP	TD	Eff.R.
2012								
2013	1/0	1-1-0	100.0	5	5.0	5	0	140.03
2014	7/0	4-10-0	40.0	40	5.7	12	1	106.60
2015	2/1	34-55-5	61.8	440	220.0	52	5	140.84
2016	7/1	31-63-1	49.2	315	45.0	35	2	98.51
Totals	17/2	70-129-6	54.3	800	47.1	52	8	117.52

Rushing

Year	G/S	Att.	Gain	Loss	Net	Y/A	Y/G	Long	TDs
2012									
2013	1/0	1	3	0	3	3.0	3.0	3 vs. S. Dakota St.	0
2014	7/0	7	52	5	47	6.7	6.7	15 vs. Fla. Atlantic	0
2015	2/1	7	15	50	-35	-5.0	-17.5	7 at Purdue	0
2016	7/1	8	40	41	-1	-0.1	-0.1	21 vs. Maryland	0
Totals	17/2	23	110	96	14	0.6	.8	21 vs. Maryland	0

CAREER HONORS

- » Nebraska Scholar-Athlete Honor Roll (Fall, 2012)
- » Brook Berringer Citizenship Team (2013)
- » Nebraska Student-Athlete HERO Leadership Award (2013)

CAREER SINGLE-GAME HIGHS**Passing**

- » Attempts – 48 at Purdue (2015)
- » Completions – 29 at Purdue (2015)
- » Yards – 407 at Purdue (2015)
- » Touchdowns – 4 at Purdue (2015)

Rushing

- » Rushes – 7 at Purdue (2015)
- » Yards – 29 vs. Florida Atlantic (2014)

2016 SINGLE-GAME HIGHS**Passing**


- » Attempts – 37 vs. Maryland
- » Completions – 23 vs. Maryland
- » Yards – 220 vs. Maryland
- » Touchdowns – 1 vs. Wyoming, vs. Maryland

Rushing

- » Rushes – 5 vs. Maryland
- » Yards – 10 vs. Maryland

2016 SEASON NOTES

- » Made his second career start against Maryland and completed 23-of-37 passes for 220 yards and one touchdown. Also notched a career-long 21-yard rush in the second quarter.
- » The Husker victory against the Terrapins was the first win by Nebraska started by a quarterback other than Tommy Armstrong or Taylor Martinez since a 2010 win over Colorado when Cody Green started at quarterback.
- » Threw a 35-yard touchdown pass on his only attempt against Wyoming.
- » Saw significant time against Ohio State after replacing Tommy Armstrong Jr., who was injured in the second quarter.

#18 **TRE BRYANT • Fr. • IB**ST. LOUIS, MO.
CHRISTIAN BROTHERS COLLEGE**CAREER STATS****Rushing**

Year	G/S	Att.	Gain	Loss	Net	Y/A	Y/G	Long	TDs
2016	12/0	43	179	7	172	4.0	14.3	22 vs. Maryland	1
Totals	12/0	43	179	7	172	4.0	14.3	22 vs. Maryland	1

Kick Returns

Year	G/S	No.	Yds.	Y/R	Y/G	Long	TDs
2016	12/0	23	508	22.1	42.3	59 vs. Purdue	0
Totals	12/0	23	508	22.1	42.3	59 vs. Purdue	0

CAREER HONORS

- » Honorable-Mention BTN All-Freshman Team (2016)

2016 SEASON NOTES

- » Led the Huskers in both carries (11) and rushing yards (41) at Iowa. Also tied for the team lead in receptions with four, for eight yards.
- » Ran for 56 yards on 13 carries against Maryland, both season highs
- » Had first career rushing touchdown in season-opening win over Fresno State.
- » Had a 59-yard kickoff return to open the second half against Purdue. The 59-yard return was a season-long for Nebraska and the longest by a Husker since Ameer Abdullah had a 76-yard kickoff return against Rutgers in 2014.
- » Had a 35-yard touchdown reception in the second quarter against Minnesota. The catch was Bryant's first career touchdown reception and he entered the game with just two receptions for no yards.

2016 SINGLE-GAME HIGHS

- » Rushes – 13 vs. Maryland
- » Rushing Yards – 56 vs. Maryland
- » Rushing TDs – 1 vs. Fresno State
- » Receiving TDs – 1 vs. Minnesota
- » Kick Return Yards – 124 at Ohio State
- » Kick Return TDs – 0
- » All-Purpose Yards – 124 at Ohio State

2016 GAME-BY-GAME

Opponent	----- Rushing -----				----- Kick Returns -----			
	No.	Yds	TD	Lg	No.	Yds	TD	Lg
Fresno State	5	36	1	13	1	32	0	32
Wyoming	7	34	0	11	2	41	0	24
Oregon	1	4	0	4	1	19	0	19
at Northwestern	0	0	0	0	1	21	0	21
Illinois	0	0	0	0	1	30	0	30
at Indiana	5	1	0	2	3	62	0	24
Purdue	0	0	0	0	1	59	0	59
at Wisconsin	0	0	0	0	2	34	0	19
at Ohio State	0	0	0	0	7	124	0	24
Minnesota	1	0	0	0	1	20	0	20
Maryland	13	56	0	22	2	37	0	24
at Iowa	11	41	0	11	1	29	0	29
Totals	43	172	1	22	23	508	0	59

#21 **MIKALE WILBON • So. • IB**CHICAGO, ILL.
DE LA SALLE INSTITUTE**CAREER STATS**

Year	G/S	Att.	Gain	Loss	Net	Y/A	Y/G	Long	TDs
2014									
2015	4/0	9	42	7	35	3.9	8.8	19 vs. South Alabama	0
2016	9/0	14	91	1	90	6.4	10.0	32 at Northwestern	0
Totals	13/0	23	133	8	125	5.4	9.6	32 at Northwestern	0

CAREER HONORS

- » 2014 Nebraska Offensive Scout Team MVP

CAREER SINGLE-GAME HIGHS

- » Rushes - 6 vs. BYU (2015), at Northwestern (2016)
- » Rushing Yards – 55 at Northwestern (2016)
- » Rushing Touchdowns – 0

2016 SINGLE-GAME HIGHS

- » Rushes - 6 at Northwestern
- » Rushing Yards – 55 at Northwestern
- » Rushing Touchdowns – 0



#22 DEVINE OZIGBO • So. • IB

SACHSE, TEXAS
SACHSE HS

CAREER STATS

Year	G/S	Att.	Gain	Loss	Net	Y/A	Y/G	Long	TDs
2015	11/0	38	212	3	209	5.5	19.0	31 at Illinois	1
2016	10/1	90	363	17	346	3.8	34.6	17 vs. Fresno State	5
Totals	21/1	128	575	20	555	4.3	26.4	31 at Illinois	6

2016 GAME-BY-GAME

Opponent	----- Rushing -----				----- Receiving -----			
	No.	Yds	TD	Lg	No.	Yds	TD	Lg
Fresno State	17	103	2	17	1	5	0	5
Wyoming	15	44	1	9	1	39	0	39
Oregon	21	95	1	12	1	8	0	8
at Northwestern	13	41	0	15	0	0	0	0
Illinois	10	35	0	7	1	37	0	37
at Indiana	1	2	0	2	0	0	0	0
Purdue	0	0	0	0	0	0	0	0
at Wisconsin	10	33	1	16	0	0	0	0
at Ohio State	3	-7	0	0	0	0	0	0
Minnesota	-- Did Not Play --							
Maryland	-- Did Not Play --							
at Iowa	0	0	0	0	0	0	0	0
Totals	90	346	5	17	4	89	0	39

2016 SEASON NOTES

- » Rushed 17 times for a career-high 103 yards and a career-best two touchdowns against Fresno State. Had one rushing touchdown last season as a true freshman.
- » Made first career start against Wyoming. Rushed for 44 yards and one touchdown on 15 carries. Also caught a 39-yard pass.
- » Ran for 95 yards and one touchdown on a career-high 21 carries against Oregon.
- » Had a 37-yard reception against Illinois, his second reception of over 30 yards this season. Also had a 39-yard catch against Wyoming.

CAREER SINGLE-GAME HIGHS

- » Rushes - 21 vs. Oregon (2016)
- » Rushing Yards - 103 vs. Fresno State (2016)
- » Rushing Touchdowns - 2 vs. Fresno State (2016)

2016 SINGLE-GAME HIGHS

- » Rushes - 21 vs. Oregon
- » Rushing Yards - 103 vs. Fresno State
- » Rushing Touchdowns - 2 vs. Fresno State



#24 AARON WILLIAMS • So. • S

ATLANTA, GA.
CARVER HS

CAREER STATS

Year	G/S	-----Tackles-----				Fum.		QB	
		UT	AT	TT	TFL	Sacks	C-R	BK	Hry.
2015	13/3	17	7	24	3-9	0.0-0	0-0	0	0
2016	12/10	27	28	55	5-21	2.0-18	0-0	0	7
Totals	25/13	44	35	79	8-30	2.0-18	0-0	0	7

CAREER HONORS

- » Nebraska Scholar-Athlete Honor Roll (Spring, 2015)

2016 SEASON NOTES

- » Had his first career interception against Wyoming.
- » Career-high 11 tackles vs. Minnesota
- » Notched his second career interception at Northwestern.
- » Had a 13-yard sack at Indiana, marking his first career sack. Also sealed the win with a fourth-quarter interception, his third interception this season.
- » Second career sack and career-high two pass breakups vs. Maryland.

CAREER SINGLE-GAME HIGHS

- » Tackles - 11 vs. Minnesota (2016)
- » Tackles for Loss - 1, eight times
- » Sacks - 1.0 at Indiana (2016), vs. Maryland (2016)
- » Pass Breakups - 2 vs. Maryland (2016)
- » Interceptions - 1 vs. Wyoming, at Northwestern, at Indiana (all in 2016)

2016 SINGLE-GAME HIGHS

- » Tackles - 11 vs. Minnesota
- » Tackles for Loss - 1, five times
- » Sacks - 1.0 at Indiana, vs. Maryland
- » Pass Breakups - 2 vs. Maryland
- » Interceptions - 1 vs. Wyoming, at Northwestern, at Indiana

2016 GAME-BY-GAME

Opponent	--Tackles--		-Sacks-		FF-FR-Yds	Int-Yds	PBU	QBH
	UT-AT-TT	TFL-Yds	No-Yds					
Fresno State	3-2-5	1-1	0.0-0		0-0-0	0-0	1	0
Wyoming	0-0-0	0-0	0.0-0		0-0-0	1-0	1	0
Oregon	0-4-4	0-0	0.0-0		0-0-0	0-0	0	0
at Northwestern	5-2-7	1-2	0.0-0		0-0-0	1-0	1	0
Illinois	0-3-3	0-0	0.0-0		0-0-0	0-0	1	0
at Indiana	2-0-2	1-13	1.0-13		0-0-0	1-0	0	0
Purdue	1-2-3	0-0	0.0-0		0-0-0	0-0	0	0
at Wisconsin	4-1-5	0-0	0.0-0		0-0-0	0-0	0	0
at Ohio State	3-5-8	0-0	0.0-0		0-0-0	0-0	0	0
Minnesota	5-6-11	1-0	0.0-0		0-0-0	0-0	1	0
Maryland	3-1-4	1-5	1.0-5		0-0-0	0-0	2	0
at Iowa	1-2-3	0-0	0.0-0		0-0-0	0-0	0	0
Totals	27-28-55	5-21	2.0-18		0-0-0	3-0	7	0





#25 NATE GERRY • Sr. • S

SIOUX FALLS, S.D.
WASHINGTON HS

CAREER STATS

Year	G/S	Tackles					Fum.		PBU	INT	QB Hry.
		UT	AT	TT	TFL	Sacks	C-R	BK			
2013	13/3	18	14	32	2-3	0.0-0	0-0	0	0	0	1
2014	13/13	49	39	88	7-9	0.5-2	2-1	0	4	5	3
2015	13/13	49	30	79	3-12	1.0-9	1-0	0	7	4	0
2016	11/11	47	27	74	7-7	0.5-1	0-0	0	8	4	1
Totals	50/40	163	110	273	19-31	2.0-12	3-1	0	19	13	5

CAREER HONORS

- » 2015, 2016 Team Captain
- » Bednarik Award Semifinalist (2016)
- » First-Team All-American (Pro Football Focus, 2016)
- » Second-Team All-American (USA Today 2016)
- » Third-Team All-American (Associated Press 2016)
- » First-Team All-Big Ten (AP, 2016)
- » Second-Team All-Big Ten (Media, 2014, 2016)
- » Third-Team All-Big Ten (Media, 2015) (Coaches, 2016)
- » Honorable-Mention All-Big Ten (Coaches, 2014, 2015)
- » 2015 Lott Trophy Watch List
- » Big Ten Defensive Player of the Week (Iowa, 2014; Wyoming, 2016)
- » Nebraska Defensive Co-MVP (2014)
- » Honorable-Mention Big Ten All-Freshman Team (BTN, 2013)
- » Brook Berringer Citizenship Team (2016)
- » Tom Osborne Citizenship Team (2016)

2016 GAME-BY-GAME

Opponent	--Tackles--		Sacks-	FF-FR-Yds	Int-Yds	PBU	QBH
	UT-AT-TT	TFL-Yds	No-Yds				
Fresno State	-- Did Not Play --						
Wyoming	4-3-7	1-1	0.0-0	0-0-0	2-8	1	0
Oregon	4-5-9	2-2	0.0-0	0-0-0	0-0	1	0
at Northwestern	5-3-8	2-2	0.5-1	0-0-0	0-0	2	0
Illinois	3-2-5	0-0	0.0-0	0-0-0	0-0	0	0
at Indiana	6-2-8	2-2	0.0-0	0-0-0	0-0	0	1
Purdue	2-4-6	0-0	0.0-0	0-0-0	0-0	1	0
at Wisconsin	7-0-7	0-0	0.0-0	0-0-0	2-10	1	0
at Ohio State	9-0-9	0-0	0.0-0	0-0-0	0-0	0	0
Minnesota	1-4-5	0-0	0.0-0	0-0-0	0-0	1	0
Maryland	2-2-4	0-0	0.0-0	0-0-0	0-0	1	0
at Iowa	4-2-6	0-0	0.0-0	0-0-0	0-0	0	0
Totals	47-27-74	7-7	0.5-1	0-0-0	4-18	8	1

2016 SEASON NOTES

- » Had six tackles at Iowa, giving him 273 career tackles and moving him within three tackles of the top five on the NU career list. Gerry is also 14 tackles from the school record for defensive backs held by Mike Brown, who had 287 tackles from 1996 to 1999.
- » Intercepted a pair of passes in the fourth quarter against Wyoming, marking his 10th and 11th career interceptions.
- » Topped 200 career total tackles against Wyoming. The fifth Husker defensive back to record 200 career tackles.
- » Had two fourth quarter interceptions at Wisconsin, giving him 13 for his career. Moved into a tie for second with Josh Bullocks on the Nebraska career interceptions list. He trails only Dana Stephenson (14) on the list.

CAREER SINGLE-GAME HIGHS

- » Tackles – 15 at Iowa (2014)
- » Tackles for Loss – 4 at Purdue (2013)
- » Pass Breakups – 2, five times
- » Interceptions – 2 vs. Wyoming (2016), at Wisconsin (2016)
- » Long Interception Return – 54 vs. Illinois (2014)

2016 SINGLE-GAME HIGHS

- » Tackles - 9 vs. Oregon, at Ohio State
- » Tackles for Loss – 2 vs. Oregon, at Northwestern, at Indiana
- » Pass Breakups – 2 at Northwestern
- » Interceptions – 2 vs. Wyoming, at Wisconsin.



#26 KIERON WILLIAMS • Jr. • S

SHREVEPORT, LA.
AIR FORCE PREP/C.E. BYRD HS

CAREER STATS

Year	G/S	Tackles					Fum.		PBU	INT	QB Hry.
		UT	AT	TT	TFL	Sacks	C-R	BK			
2014	13/0	4	5	9	1-1	0.0-0	0-0	3	0	0	0
2015	13/0	5	2	7	0-0	0.0-0	0-0	0	0	0	0
2016	12/9	41	24	65	3-2	0.0-0	0-0	0	2	5	0
Totals	38/9	50	31	81	4-3	0.0-0	0-0	3	2	5	0

CAREER HONORS

- » Brook Berringer Citizenship Team (2015, 2016)
- » Tom Osborne Citizenship Team (2015, 2016)

2016 SEASON NOTES

- » Tied for 10th in the nation with .4 interceptions per game.
- » Had a career-high 10 tackles and his first career interception against Fresno State. Matched the total with 10 solo stops at Indiana.
- » Had a 23-yard interception return for a touchdown against Wyoming. Was Nebraska's first INT for a touchdown since Joshua Kalu had a 41-yard pick-six at Minnesota in 2015.
- » Had an interception on the first play of the game against Purdue and a pick in the fourth quarter to help seal the win.
- » Sealed a NU win with a fourth-quarter interception against Minnesota, his team-high fifth of the season.

CAREER SINGLE-GAME HIGHS

- » Tackles - 10 vs. Fresno State (2016), at Indiana (2016)
- » Tackles for Loss – 1, four times
- » Pass Breakups – 1 vs. Oregon (2016), vs. Purdue (2016)
- » Interceptions – 2 vs. Purdue (2016)

2016 SINGLE-GAME HIGHS

- » Tackles - 10 vs. Fresno State, at Indiana
- » Tackles for Loss – 1 vs. Fresno State, at Indiana, vs. Purdue
- » Pass Breakups – 1 vs. Oregon, vs. Purdue
- » Interceptions – 2 vs. Purdue

2016 GAME-BY-GAME

Opponent	Tackles		Sacks		FF-FR-Yds	Int-Yds	PBU	QBH
	UT-AT-TT	TFL-Yds	No-Yds	FF-FR-Yds				
Fresno State	6-4-10	1-0	0.0-0	0-0-0	1-8	0	0	
Wyoming	4-1-5	0-0	0.0-0	0-0-0	1-23	0	0	
Oregon	3-4-7	0-0	0.0-0	0-0-0	0	1	0	
at Northwestern	5-3-8	0-0	0.0-0	0-0-0	0	0	0	
Illinois	0-3-3	0-0	0.0-0	0-0-0	0	0	0	
at Indiana	10-0-10	1-1	0.0-0	0-0-0	0	0	0	
Purdue	2-2-4	1-1	0.0-0	0-0-0	2-1	1	0	
at Wisconsin	2-0-2	0-0	0.0-0	0-0-0	0-0	0	0	
at Ohio State	3-1-4	0-0	0.0-0	0-0-0	0-0	0	0	
Minnesota	1-4-5	0-0	0.0-0	0-0-0	1-12	0	0	
Maryland	3-1-4	0-0	0.0-0	0-0-0	0-0	0	0	
at Iowa	2-1-3	0-0	0.0-0	0-0-0	0-0	0	0	
Totals	41-24-65	3-2	0.0-0	0-0-0	5-44	2	0	



#34 DREW BROWN • Jr. • PK

SOUTHLAKE, TEXAS
SOUTHLAKE CARROLL HS

CAREER STATS

Year	G/S	PAT	FG	Pct.	TP	PPG	0-19	20-29	30-39	40-49	50+	Lg
2014	13/13	59/59	14/21	66.7	101	7.8	1-1	4-5	7-8	2-6	0-1	44
2015	13/13	45/47	21/27	77.8	107	8.2	0-0	6-7	2-3	12-14	1-3	50
2016	12/12	35/35	11/13	84.6	68	5.7	0-0	4-4	4-4	2-3	1-2	51
Totals	38/38	139/141	46/61	75.4	276	7.3	1-1	14-16	13-15	16-23	2-6	51

2016 GAME-BY-GAME

Opponent	XP-ATT	FG-ATT	Lg	Blk	Pts
Fresno State	4-4	0-0	0	0	4
Wyoming	7-7	1-1	29	0	10
Oregon	5-5	0-0	0	0	5
at Northwestern	3-3	1-1	23	0	6
Illinois	4-4	1-2	29	0	7
at Indiana	3-3	2-2	40	0	9
Purdue	3-3	2-3	51	0	9
at Wisconsin	2-2	1-1	35	0	5
at Ohio State	0-0	1-1	20	0	3
Minnesota	3-3	1-1	46	0	6
Maryland	0-0	0-0	0	0	0
at Iowa	1-1	1-1	35	0	4
Totals	35-35	11-13	51	0	68

2016 SEASON NOTES

» Made his 46th career field goal at Iowa and added a PAT to increase his career scoring mark to 276 points, which ranks seventh all-time at Nebraska. Needs 12 points to tie Ameer Abdullah for sixth place.

» Made 11-13 field goals this year and 22 of his last 24 dating back to last season.

» Connected on a 46-yard field goal in the first quarter against Minnesota.

» Made a 20-yard field goal at Ohio State, giving him 44 in his career, good for sole possession of third place in school history. His brother, Kris, ranks second all-time at Nebraska with 57 career field goals.

» Missed a 56-yard field goal in the second quarter against Illinois, ending his streak of 13 consecutive field goals made.

» Connected on a 40-yard field goal and a 39-yard field goal at Indiana. The second field goal was the 40th of his career, making Brown the fourth Husker with 40 career field goals.

» Connected on a career-long 51-yard field goal in the fourth quarter against Purdue, bettering his 50-yard field goal against Southern Miss in 2015.

CAREER HONORS

» Second-Team All-Big Ten (Media, AP, 2015)

» Honorable-Mention All-Big Ten (Coaches, 2015) (Media, 2016)

» Two-Time Nebraska Scholar-Athlete Honor Roll

» Brook Berringer Citizenship Team (2015, 2016)

» Tom Osborne Citizenship Team (2015, 2016)

CAREER SINGLE-GAME HIGHS

» FGs – 5 vs. Southern Miss (2015)

» Long FG – 51 vs. Purdue (2016)

» PATs – 7 at Fresno State (2014), vs. Wyoming (2016)

2016 SINGLE-GAME HIGHS

» FGs – 2 at Indiana, vs. Purdue

» Long FG – 51 vs. Purdue

» PATs – 7 vs. Wyoming



#34 TERRELL NEWBY • Sr. • IB

LOS ANGELES, CALIF.
CHAMINADE HS

CAREER STATS

Year	G/S	Att.	Gain	Loss	Net	Y/A	Y/G	Long	TDs
2013	13/0	54	302	4	298	5.5	24.8	23 at Purdue	2
2014	13/0	67	302	5	297	4.4	22.8	43 vs. Florida Atlantic	5
2015	13/8	147	786	21	765	5.2	58.8	69 at Minnesota	5
2016	12/11	181	891	27	864	4.8	72.0	63 vs. Illinois	7
Totals	51/19	449	2,281	57	2,224	5.0	43.6	69 at Minnesota	19

CAREER HONORS

» Honorable-Mention All-Big Ten (Media, 2016)

» Big Ten Player of the Week (vs. South Alabama, 2015)

» Brook Berringer Citizenship Team (2015)

» Tom Osborne Citizenship Team (2015)

2016 SEASON NOTES

» Rushed for 39 yards at Iowa, increasing his career rushing total to 2,224, moving him up two spots to 23rd on the Nebraska career rushing list.

» Rushed for 98 yards on 22 carries and a career-high three rushing touchdowns against Maryland.

» Carried 16 times for 113 yards in the fourth quarter against Illinois to finish with 27 carries for 140 yards and two touchdowns. Had a 63-yard touchdown run in the fourth quarter, NU's longest run from scrimmage this season.

» Had a 49-yard run at Northwestern, the second-longest run by a Husker in 2016.

» Had 102 yards and a touchdown on 22 carries at Indiana, marking his second straight 100-yard rushing game. On Nebraska's fourth-quarter drive that resulted in a field goal, Newby carried the ball nine times for 49 yards.

» Ran for 82 yards on 22 carries against Purdue, including 65 yards on 10 carries in the fourth quarter.

» Had a 31-yard touchdown reception against Minnesota, marking a career long reception. His previous long was 30 yards against South Alabama in 2015. The touchdown catch was the second of Newby's career. Also rushed for 85 yards on 16 carries, including 60 yards in the fourth quarter on nine carries.

CAREER SINGLE-GAME HIGHS

» Rushes – 28 vs. South Alabama (2015)

» Rushing Yards – 198 vs. South Alabama (2015)

» Rushing Touchdowns – 3 vs. Maryland (2016)

2016 SINGLE-GAME HIGHS

» Rushes – 27 vs. Illinois

» Rushing Yards – 140 vs. Illinois

» Rushing Touchdowns – 3 vs. Maryland

2016 GAME-BY-GAME

Opponent	Rushing				Receiving			
	No.	Yds	TD	Lg	No.	Yds	TD	Lg
Fresno State	11	56	0	12	0	0	0	0
Wyoming	4	20	0	7	4	27	0	11
Oregon	7	42	0	19	0	0	0	0
at Northwestern	10	69	1	49	2	14	0	14
Illinois	27	140	2	63	2	26	0	21
at Indiana	22	102	1	18	1	1	0	1
Purdue	22	82	0	25	2	21	0	15
at Wisconsin	17	77	0	19	1	0	0	0
at Ohio State	13	54	0	17	0	0	0	0
Minnesota	16	85	0	25	1	31	1	31
Maryland	22	98	3	14	2	16	0	11
at Iowa	10	39	0	7	1	2	0	2
Totals	181	864	7	63	16	138	1	31





#35 CALEB LIGHTBOURN • Fr. • P

WASHOUGAL, WASH.
CAMAS HS

CAREER STATS

Year	G/S	No.	Yds.	Avg.	Long	TB	I20	Blk.
2016	11/11	58	2,279	39.3	58	5	20	2
Totals	11/11	58	2,279	39.3	58	5	20	2

2016 GAME-BY-GAME

Opponent	No.	Yds	Avg	Lg	Blkd	TB	I20
Fresno State	4	145	36.2	43	1	0	0
Wyoming	3	94	31.3	44	0	0	1
Oregon	5	236	47.2	58	0	0	3
at Northwestern	5	193	38.6	47	0	2	1
Illinois	0	0	0.0	0	0	0	0
at Indiana	5	189	37.8	45	1	1	2
Purdue	4	172	43.0	56	1	0	3
at Wisconsin	7	291	41.6	51	0	1	3
at Ohio State	6	251	41.8	53	0	0	3
Minnesota	4	122	30.5	44	0	0	0
Maryland	4	222	44.4	54	0	1	3
at Iowa	10	364	36.4	47	0	0	1
Totals	58	2,279	39.36	58	3	5	20

CAREER HONORS

» Big Ten Freshman of the Week (Oregon, 2015)

2016 SEASON NOTES

» Averaged 47.2 yards on five punts against Oregon. Pinned the Ducks inside their 20 three times, including inside their five-yard line once.

» Averaged 43.0 yards on four punts against Purdue, with a season-high three punts downed inside the 20, with all three inside the Boilermaker 10-yard line.

» Averaged 41.6 yards on seven punts at Wisconsin, with three punts downed inside the Badger 20-yard line.

» Put three punts inside the Buckeyes' 20-yard line, his third straight game with three punts inside the opponent's 20.


» Averaged 44.4 yards on four punts against Maryland with three punts inside the Terps' 20-yard line. Has five games this year with three punts inside the opponent 20, including four of the last five games.

2016 SINGLE-GAME HIGHS

» Long Punt – 58 vs. Oregon

» Single-Game Average – 47.2 vs. Oregon

» Punts Downed Inside Opponent 20 – 3 vs. Oregon, vs. Purdue, at Wisconsin, at Ohio State, vs. Maryland



#41 LUKE McNITT • RFr. • FB

KEARNEY, NEB.
NEBRASKA-KEARNEY/KEARNEY HS

CAREER STATS

Year	G/S	Att.	Gain	Loss	Net	Y/A	Y/G	Long	TDs
2014		Redshirt							
2015	5/0	0	0	0	0	0.0	0.0	0	0
2016	12/2	2	4	0	4	2.0	0.3	2	0
Totals	17/2	2	4	0	4	2.0	0.2	2	0

CAREER HONORS

» Academic All-Big Ten (2015)

2016 SEASON NOTES

» Had two carries for four yards at Iowa, marking the first carries of his Nebraska career.

» Made first career start against Oregon.

» Recovered a fumble on special teams at Ohio State.

» Leads NU with 10 special teams tackles.

2016 SINGLE-GAME HIGHS

» Rushes – 2 at Iowa

» Rushing Yards – 4 at Iowa

» Rushing Touchdowns – 0

» Rushing Touchdowns – 0

» Single Game High Tackles – 2 vs. Fresno State

» Season Total Tackles – 10



#42 TREY FOSTER • Sr. • TE

LINCOLN, NEB.
SOUTHEAST HS

CAREER STATS

Year	G/S	No.	Yds.	Y/R	Y/G	Long	TDs
2012		Redshirt					
2013	6/0	1	9	9.0	1.5	9 at Purdue	0
2014	8/1	1	6	6.0	0.8	6 vs. Northwestern	0
2015	10/0	1	9	9.0	0.9	9 vs. BYU	1
2016	12/2	1	6	6.0	0.5	6 vs. Illinois	1
Totals	36/3	4	30	7.5	0.8	9 at Purdue, vs. BYU	2

CAREER HONORS

» Two-Time Nebraska Scholar-Athlete Honor Roll

» Brook Berringer Citizenship Team (2013, 2015, 2016)

» Tom Osborne Citizenship Team (2015, 2016)

» Nebraska Student-Athlete HERO Leadership Award (2013, 2015)

2016 SEASON NOTES

» Caught a six-yard touchdown pass against Illinois, his second career touchdown.

CAREER SINGLE-GAME HIGHS

» Receptions – 1, three times

» Receiving Yards – 9 at Purdue (2013), vs. BYU (2015)


» Touchdowns – 1 vs. BYU (2015), vs. Illinois (2016)

2016 SINGLE-GAME HIGHS

» Receptions – 1 vs. Illinois

» Receiving Yards – 6 vs. Illinois

» Touchdowns – 1 vs. Illinois



#44 MICK STOLTENBERG • So. • DT

GRETN, NEB.
GRETN HS

CAREER STATS

		(-----Tackles-----)					Fum.				QB
Year	G/S	UT	AT	TT	TFL	Sacks	C-R	BK	PBU	INT	Hry.
2014		Reshirt									
2015	9/0	2	0	2	1-6	1.0-6	0-1	0	0	0	0
2016	11/8	9	16	25	3-6	1.5-5	0-0	0	0	0	1
Totals	20/8	11	16	27	4-12	2.5-11	0-1	0	0	0	1

CAREER HONORS

- » Academic All-Big Ten (2016)
- » CoSIDA Academic All-District VII (2016)
- » Three-Time Nebraska Scholar-Athlete Honor Roll

2016 SEASON NOTES

- » Set a career high with two TFLs at Northwestern.
- » Career-high six tackles at Wisconsin, including a three-yard sack.

2016 GAME-BY-GAME


Opponent	Tackles		Sacks		FF-FR-Yds	Int-Yds	PBU	QBH
	UT-AT-TT	TFL-Yds	No-Yds	FF-FR-Yds				
Fresno State	1-1-2	0-0	0-0-0	0-0-0	0-0	0	0	
Wyoming	-- Did Not Play Due to Injury--							
Oregon	0-1-1	0-0	0-0-0	0-0-0	0-0	0	0	
at Northwestern	1-1-2	2-3	0.5-2	0-0-0	0-0	0	0	
Illinois	0-2-2	0-0	0.0-0	0-0-0	0-0	0	0	
at Indiana	0-0-0	0-0	0.0-0	0-0-0	0-0	0	0	
Purdue	1-2-3	0-0	0.0-0	0-0-0	0-0	0	1	
at Wisconsin	2-4-6	1-3	1.0-3	0-0-0	0-0	0	0	
at Ohio State	0-1-1	0-0	0.0-0	0-0-0	0-0	0	0	
Minnesota	2-2-4	0-0	0.0-0	0-0-0	0-0	0	0	
Maryland	0-2-2	0-0	0.0-0	0-0-0	0-0	0	0	
at Iowa	2-0-2	0-0	0.0-0	0-0-0	0-0	0	0	
Totals	9-16-25	3-6	1.5-5	0-0-0	0-0	0	1	

CAREER SINGLE-GAME HIGHS

- » Tackles - 6 at Wisconsin (2016)
- » Tackles for Loss - 2 at Northwestern (2016)
- » Sacks - 1 vs. South Alabama (2015), at Wisconsin (2016)

2016 SINGLE-GAME HIGHS

- » Tackles - 6 at Wisconsin
- » Tackles for Loss - 2 at Northwestern
- » Sacks - 1.0 at Wisconsin



#49 CHRIS WEBER • Jr. • LB

ELKHORN, NEB.
ELKHORN HS

CAREER STATS

		((((-----Tackles-----)))					Fum.				QB
Year	G/S	UT	AT	TT	TFL	Sacks	C-R	BK	PBU	INT	Hry.
2013		Reshirt									
2014	13/0	3	3	6	0-0	0.0-0	0-0	0	0	0	0
2015	10/4	19	30	49	5-10	0.0-0	0-1	0	2	0	2
2016	12/0	5	11	16	1-1	0.0-0	0-0	0	0	0	0
Totals	35/4	27	44	71	6-11	0.0-0	0-1	0	2	0	2

CAREER HONORS

- » Big Ten Distinguished Scholar (2015)
- » CoSIDA Academic All-District VII (2015, 2016)
- » Academic All-Big Ten (2014, 2015, 2016)
- » Nebraska Walk-On of the Year (2015)
- » Six-Time Nebraska Scholar-Athlete Honor Roll
- » Brook Berringer Citizenship Team (2014, 2015, 2016)
- » Tom Osborne Citizenship Team (2014, 2015, 2016)

CAREER SINGLE-GAME HIGHS


- » Tackles - 17 at Illinois (2015)
- » Tackles for Loss - 3 at Illinois (2015)
- » Sacks - 0

2016 SINGLE-GAME HIGHS

- » Tackles - 5 at Ohio State
- » Tackles for Loss - 1 at Ohio State
- » Sacks - 0

2016 SEASON NOTES

- » Season-high five tackles at Ohio State.
- » Ranks fourth on the team with six special teams tackles.



#52 JOSH BANDERAS • Sr. • LB

LINCOLN, NEB.
SOUTHWEST HS

CAREER STATS

Year	G/S	Tackles					Fum.		PBU	INT	QB Hry.
		UT	AT	TT	TFL	Sacks	C-R	BK			
2013	13/4	12	16	28	3-9	2.0-8	0-0	0	1	0	1
2014	12/6	19	31	50	2-5	0.0-0	0-0	0	0	0	1
2015	9/9	34	27	61	7-10	0.0-0	0-0	0	2	0	1
2016	12/11	38	51	89	8-13	0.5-5	0-0	0	0	0	3
Totals	46/30	103	125	228	20-37	2.5-13	0-0	0	3	0	6

CAREER HONORS

- » 2016 Team Captain
- » Honorable-Mention All-Big Ten (Coaches, Media 2016)
- » True Freshman All-American (247 Sports, 2013)
- » Honorable-Mention Big Ten All-Freshman Team (BTN, 2013)
- » Academic All-Big Ten (2014, 2015, 2016)
- » Four-Time Nebraska Scholar-Athlete Honor Roll
- » Nebraska Student-Athlete HERO Leadership Award (2016)
- » Brook Berringer Citizenship Team (2014, 2016)
- » Tom Osborne Citizenship Team (2014, 2016)

2016 GAME-BY-GAME

Opponent	Tackles		Sacks		FF-FR-Yds	Int-Yds	PBU	QBH
	UT-AT-TT	TFL-Yds	No-Yds	FF-FR-Yds				
Fresno State	1-1-2	0-0	0.0-0	0-0-0	0-0	0	0	
Wyoming	2-5-7	0-0	0.0-0	0-0-0	0-0	0	1	
Oregon	2-3-5	1-1	0.0-0	0-0-0	0-0	0	0	
at Northwestern	2-2-4	0-0	0.0-0	0-0-0	0-0	0	1	
Illinois	1-0-1	0-0	0.0-0	0-0-0	0-0	0	0	
at Indiana	8-3-11	1-1	0.0-0	0-0-0	0-0	0	0	
Purdue	5-8-13	1-1	0.0-0	0-0-0	0-0	0	1	
at Wisconsin	4-4-8	0-0	0.0-0	0-0-0	0-0	0	0	
at Ohio State	2-7-9	0-0	0.0-0	0-0-0	0-0	0	0	
Minnesota	6-5-11	2-2	0.0-0	0-0-0	0-0	0	0	
Maryland	0-9-9	1-1	0.0-0	0-0-0	0-0	0	0	
at Iowa	5-4-9	2-7	0.5-5	0-0-0	0-0	0	0	
Totals	38-51-89	8-13	0.5-5	0-0-0	0-0	0	3	

2016 SEASON NOTES

- » Collected nine tackles at Iowa, marking his seventh straight game with at least eight tackles. Increased his team-leading season total to 89 tackles. He also increased his career tackles total to 228, moving him into the top 20 on the Nebraska career tackles list.
- » Led the team with nine tackles against Maryland.
- » Recorded a season-high 13 tackles against Purdue, one shy of matching his career high against USC in the 2014 Holiday Bowl.
- » Recorded a then-season-high 11 tackles at Indiana.

CAREER SINGLE-GAME HIGHS

- » Tackles - 14 vs. USC (2014 Holiday Bowl)
- » Tackles for Loss - 2, four times
- » Sacks - 1.0, twice

2016 SINGLE-GAME HIGHS

- » Tackles - 13 vs. Purdue
- » Tackles for Loss - 2 vs. Minnesota, at Iowa
- » Sacks - 0.5 at Iowa



#55 KEVIN MAURICE • Sr. • DT

ORLANDO, FLA.
FREEDOM HS

CAREER STATS

Year	G/S	(-----Tackles-----)				Fum.		PBU	INT	QB Hry.
		UT	AT	TT	TFL	Sacks	C-R			
2013	6/0	1	2	3	0-0	0.0-0	0-0	0	0	0
2014	10/0	2	6	8	1-5	0.5-5	0-0	0	0	1
2015	10/1	10	11	21	3-16	1.0-11	2-0	0	0	1
2016	12/12	15	20	35	6-26	4.0-23	0-0	0	0	3
Totals	38/13	28	39	67	10-47	5.5-39	2-0	0	0	5

CAREER HONORS

- » Honorable-Mention All-Big Ten (Coaches, Media, 2016)
- » Nebraska Scholar-Athlete Honor Roll (Fall, 2013; Spring 2015)
- » Brook Berringer Citizenship Team (2014, 2015)
- » Tom Osborne Citizenship Team (2014, 2015)

2016 SEASON NOTES

- » Seven tackles at Iowa, including a pair of TFLs and his fourth sack of the season.
- » Had two sacks for 12 yards on back-to-back plays at Northwestern. Entered the game with 1.5 career sacks.

CAREER SINGLE-GAME HIGHS

- » Tackles - 8 at Illinois (2015), vs. Minnesota (2016)
- » Tackles for Loss - 2 at Northwestern (2016), at Iowa (2016)
- » Sacks - 2.0 at Northwestern (2016)

2016 SINGLE-GAME HIGHS

- » Tackles - 8 vs. Minnesota
- » Tackles for Loss - 2 at Northwestern, at Iowa
- » Sacks - 2.0 at Northwestern

2016 GAME-BY-GAME

	--Tackles--		-Sacks-				
Opponent	UT-AT-TT	TFL-Yds	No-Yds	FF-FR-Yds	Int-Yds	PBU	QBH
Fresno State	0-2-2	0-0	0.0-0	0-0-0	0-0	0	0
Wyoming	0-1-1	0-0	0.0-0	0-0-0	0-0	0	0
Oregon	0-1-1	0-0	0.0-0	0-0-0	0-0	0	0
at Northwestern	3-0-3	2-12	2.0-12	0-0-0	0-0	0	0
Illinois	1-1-2	1-2	0.0-0	0-0-0	0-0	0	1
at Indiana	3-1-4	0-0	0.0-0	0-0-0	0-0	0	0
Purdue	1-1-2	1-8	1.0-8	0-0-0	0-0	0	0
at Wisconsin	0-3-3	0-0	0.0-0	0-0-0	0-0	0	1
at Ohio State	1-1-2	0-0	0.0-0	0-0-0	0-0	0	0
Minnesota	1-7-8	1-1	0.0-0	0-0-0	0-0	0	0
Maryland	0-0-0	0-0	0.0-0	0-0-0	0-0	0	1
at Iowa	5-2-7	1-3	1.0-3	0-0-0	0-0	0	0
Totals	15-20-35	6-26	4.0-23	0-0-0	0-0	0	3



#56 BRAD SIMPSON • Sr. • LB

OMAHA, NEB.
RALSTON HS

CAREER STATS

CAREER TOTALS											
		(------Tackles-----)					Fum.				QB
Year	G/S	UT	AT	TT	TFL	Sacks	C-R	BK	PBU	INT	Hry.
2012		Reshirt									
2013	4/0	0	0	0	0-0	0.0-0	0-0	0	0	0	0
2014	10/0	4	1	5	0-0	0.0-0	0-0	0	0	0	0
2015	13/0	3	1	4	0-0	0.0-0	0-0	0	0	0	0
2016	12/0	3	6	9	0-0	0.0-0	0-0	0	0	0	0
Totals	39/0	10	8	18	0-0	0.0-0	0-0	0	0	0	0

CAREER HONORS

- » Nebraska Scholar-Athlete Honor Roll (Fall, 2014)
- » Brook Berringer Citizenship Team (2016)
- » Tom Osborne Citizenship Team (2016)

2016 SEASON NOTES

- » Season-high three tackles against Maryland.
- » Ranks second on the team with nine special teams tackles.

CAREER SINGLE-GAME HIGHS

- » Tackles - 5 vs. USC (2014)
- » Tackles for Loss - 0
- » Sacks - 0

2016 SINGLE-GAME HIGHS

- » Tackles - 3 vs. Maryland
- » Tackles for Loss - 0
- » Sacks - 0



#62 COLE CONRAD • So. • OT

FREMONT, NEB.
ARCHBISHOP BERGAN HS

CAREER STATS

- » Games Played - 12 (12 in 2016)
- » Games Started - 4 (4 in 2016)

CAREER HONORS

- » Academic All-Big Ten (2016)
- » Nebraska Scholar-Athlete Honor Roll (Spring 2016; Fall 2015)

2016 SEASON NOTES

- » Made his first career start at Ohio State.



#63 TANNER FARMER • So. • OG

HIGHLAND, ILL.
HIGHLAND HS

CAREER STATS

- » Games Played - 10 (10 in 2016)
- » Games Started - 10 (10 in 2016)

CAREER HONORS

- » Brook Berringer Citizenship Team (2016)
- » Tom Osborne Citizenship Team (2016)

2016 SEASON NOTES

- » NU O-Line was named to the Midseason Joe Moore Award Honor Roll (1-of-17).
- » Helped the Huskers rack up 550 yards of total offense against Wyoming.
- » Helped Nebraska amass 556 yards of total offense at Northwestern.


#66 DYLAN UTTER • Sr. • C

 PAPILLION, NEB.
PAPILLION-LA VISTA HS

CAREER STATS

- » Games Played - 31 (6 in 2014; 13 in 2015; 12 in 2016)
- » Games Started - 26 (1 in 2014; 13 in 2015; 12 in 2016)

CAREER HONORS

- » 2016 Team Captain
- » Academic All-Big Ten (2015, 2016)
- » Three-Time Nebraska Scholar-Athlete Honor Roll
- » Brook Berringer Citizenship Team (2016)
- » Tom Osborne Citizenship Team (2016)

2016 SEASON NOTES

- » Started every game the past two seasons.
- » Directed an offensive line that allowed just 11 sacks in 12 games during the regular season.
- » NU O-Line was named to the Midseason Joe Moore Award Honor Roll (1-of-17).
- » Helped the Huskers rack up 550 yards of total offense against Wyoming.
- » Helped Nebraska amass 556 yards of total offense at Northwestern.


#67 JERALD FOSTER • So. • OG

 LINCOLN, NEB.
SOUTHEAST HS

CAREER STATS

- » Games Played - 16 (13 in 2015; 3 in 2016)
- » Games Started - 3 (3 in 2016)

CAREER HONORS

- » Academic All-Big Ten (2016)
- » Nebraska Scholar-Athlete Honor Roll (Fall 2014, 2015; Spring 2015, 2016)
- » Brook Berringer Citizenship Team (2015, 2016)
- » Tom Osborne Citizenship Team (2015, 2016)

2016 SEASON NOTES

- » After missing the first nine games of the year with a MCL injury, returned against Minnesota and made his first career start.


#68 NICK GATES • So. • OT

 LAS VEGAS, NEV.
BISHOP GORMAN HS

CAREER STATS

- » Games Played - 22 (10 in 2015; 12 in 2016)
- » Games Started - 22 (10 in 2015; 12 in 2016)

CAREER HONORS

- » Third-Team All-Big Ten (Media, 2016)
- » Honorable-Mention All-Big Ten (Coaches, 2016)
- » Big Ten All-Freshman Team (BTN.com, ESPN.com)
- » BTN All-Bowl Team (2015)
- » Nebraska Scholar-Athlete Honor Roll (Fall 2015)
- » Brook Berringer Citizenship Team (2016)
- » Tom Osborne Citizenship Team (2016)

2016 SEASON NOTES

- » Led an offensive line that allowed just 11 sacks in 12 games during the regular season.
- » Named ProFootball.com's top run-blocking offensive lineman in the country during Week 1.
- » NU O-Line was named to the Midseason Joe Moore Award Honor Roll (1-of-17).
- » Helped the Huskers rack up 550 yards of total offense against Wyoming.
- » Helped Nebraska amass 556 yards of total offense at Northwestern.
- » Huskers have rushed for 200 yards or more four times in 2016.


#73 SAM HAHN • Sr. • OG

 DEWITT, NEB.
NORTH DAKOTA STATE/TRI-COUNTY HS

CAREER STATS

- » Games Played - 16 (1 in 2014; 3 in 2015; 12 in 2016)
- » Games Started - 9 (9 in 2016)

CAREER HONORS

- » Academic All-Big Ten (2016)
- » Five-Time Nebraska Scholar-Athlete Honor Roll
- » Brook Berringer Citizenship Team (2016)
- » Tom Osborne Citizenship Team (2016)

2016 SEASON NOTES

- » NU O-Line was named to the Midseason Joe Moore Award Honor Roll (1-of-17).
- » Helped the Huskers rack up 550 yards of total offense against Wyoming.
- » Helped Nebraska amass 556 yards of total offense at Northwestern.


#77 DAVID KNEVEL • Sr. • OT

 BRANTFORD, ONTARIO, CANADA
PAULINE JOHNSON COLLEGIATE

CAREER STATS

- » Games Played - 22 (4 in 2014; 9 in 2015; 9 in 2016)
- » Games Started - 8 (8 in 2016)

CAREER HONORS

- » Academic All-Big Ten (2016)
- » Nebraska Scholar-Athlete Honor Roll (Fall 2014; Spring 2016)
- » Brook Berringer Citizenship Team (2014, 2015, 2016)
- » Tom Osborne Citizenship Team (2014, 2015, 2016)

2016 SEASON NOTES

- » NU O-Line was named to the Midseason Joe Moore Award Honor Roll (1-of-17).
- » Helped the Huskers rack up 550 yards of total offense against Wyoming.
- » Helped Nebraska amass 556 yards of total offense at Northwestern.



#82 ALONZO MOORE • Sr. • WR

WINNFIELD, LA.
WINNFIELD SENIOR HS

CAREER STATS

Year	G/S	No.	Yds.	Y/R	Y/G	Long	TDs
2012							
			Redshirt				
2013	10/2	6	75	12.5	7.5	19 vs. S. Dakota St.	0
2014	11/7	10	136	13.6	12.4	43 at Michigan State	0
2015	12/5	24	395	16.6	32.9	44 at Rutgers	6
2016	10/4	20	375	18.8	37.5	63 vs. Wyoming	2
Totals	43/18	60	981	16.4	22.8	63 vs. Wyoming	8

CAREER HONORS

- » Nebraska Scholar-Athlete Honor Roll (Fall, 2012)
- » Brook Berringer Citizenship Team (2016)
- » Tom Osborne Citizenship Team (2016)

2016 GAME-BY-GAME

Opponent	Rec.	Yds	TD	Lg
Fresno State	3	92	1	57
Wyoming	3	109	1	63
Oregon	3	37	0	20
at Northwestern	3	72	0	59
Illinois	-- Did Not Play Due to Injury --			
at Indiana	0	0	0	0
Purdue	1	14	0	14
at Wisconsin	0	0	0	0
at Ohio State	0	0	0	0
Minnesota	3	36	0	16
Maryland	4	15	0	6
at Iowa	-- Did Not Play Due to Injury --			
Totals	20	375	2	63

CAREER SINGLE-GAME HIGHS

- » Receptions - 5 vs. South Alabama (2015)
- » Receiving Yards - 109 vs. Wyoming (2016)
- » Touchdowns - 1, eight times

2015 SINGLE-GAME HIGHS

- » Receptions - 3, five times
- » Receiving Yards - 109 vs. Wyoming
- » Touchdowns - 1 vs. Fresno State, vs. Wyoming

2016 SEASON NOTES

- » Needs 19 yards to become the 25th 1,000-yard receiver in NU history.
- » Has three catches of 50 yards or more in 2016.
- » Had a 57-yard touchdown reception on the first play of the fourth quarter against Fresno State, marking the then-longest reception of his career. Finished with a team-high three catches for a then-career-high 92 receiving yards. Also had a career-long 24-yard rush and had two carries for 34 yards.
- » Had a career day for the second straight week with three receptions for 109 yards, including a 63-yard touchdown reception, against Wyoming. Moore's yardage total was a career high, bettering his 92 yards against Fresno State. His 63-yard second-quarter touchdown was the longest of his career.
- » Had a 24-yard touchdown run in the fourth quarter against Purdue to give NU a 24-14 lead. The run tied his career long, matching a 24-yard run against Fresno State.



#83 BRYAN REIMERS • So. • WR

LINCOLN, NEB.
EAST HS

CAREER STATS

Year	G/S	No.	Yds.	Y/R	Y/G	Long	TDs
2014							
			Redshirt				
2015	0/0	0	0	0.0	0.0	0	0
2016	11/1	3	49	16.3	4.5	22	1
Totals	11/1	3	49	16.3	4.5	22	1

CAREER HONORS

- » Nebraska Scholar-Athlete Honor Roll (Fall 2014; Spring 2016)

2016 SEASON NOTES

- » Had a 22-yard reception for a touchdown against Oregon, his first career catch.
- » Hauled in one reception for 17 yards to set up a NU touchdown at Indiana.
- » Had a 10-yard catch against Maryland.

CAREER SINGLE-GAME HIGHS

- » Receptions - 1 vs. Oregon (2016), at Indiana (2016), vs. Maryland (2016)
- » Receiving Yards - 22 vs. Oregon (2016)
- » Touchdowns - 1 vs. Oregon (2016)

2016 SINGLE-GAME HIGHS

- » Receptions - 1 vs. Oregon, at Indiana, vs. Maryland
- » Receiving Yards - 22 vs. Oregon
- » Touchdowns - 1 vs. Oregon



#84 SAM COTTON • Sr. • TE

LINCOLN, NEB.
SOUTHEAST HS

CAREER STATS

Year	G/S	No.	Yds.	Y/R	Y/G	Long	TDs
2012							
			Redshirt				
2013	10/1	3	22	7.3	2.2	17 vs. Illinois	1
2014	13/4	3	41	13.7	3.2	23 vs. Rutgers	2
2015	13/7	3	35	11.7	2.9	13 vs. Southern Miss	0
2016	12/10	8	87	10.9	7.2	17 at Indiana	0
Totals	48/22	17	185	10.9	3.9	23 vs. Rutgers	3

CAREER HONORS

- » Academic All-Big Ten (2013, 2014, 2015, 2016)
- » Big Ten Sportsmanship Award Winner (2016)
- » Four-Time Nebraska Scholar-Athlete Honor Roll
- » Brook Berringer Citizenship Team (2014, 2016)
- » Tom Osborne Citizenship Team (2014, 2016)

2016 SEASON NOTES


- » Notched 37 yards on three catches, both career highs, at Indiana. Had never caught more than one pass in a game in his first 41 career games.
- » Caught three passes for the second straight game, matching a career high. Hauled in three balls for 27 yards against Purdue.

CAREER SINGLE-GAME HIGHS

- » Receptions - 3 at Indiana (2016), vs. Purdue (2016)
- » Receiving Yards - 37 at Indiana (2016)
- » Touchdowns - 1, three times

2016 SINGLE-GAME HIGHS

- » Receptions - 3 at Indiana, vs. Purdue
- » Receiving Yards - 37 at Indiana
- » Touchdowns - 0



#87 BRANDON REILLY • Sr. • WR

LINCOLN, NEB.
SOUTHWEST HS

CAREER STATS

Year	G/S	No.	Yds.	Y/R	Y/G	Long	TDs
2012							
2013	10/0	3	24	8.0	2.4	10 at Penn State	0
2014	7/1	6	85	14.2	12.1	35 at Iowa	0
2015	13/6	40	754	18.9	58.0	52 at Purdue	4
2016	10/4	17	314	18.5	31.4	45 at Indiana	0
Totals	40/11	66	1,177	17.8	29.4	52 at Purdue	4

CAREER HONORS

- » Academic All-Big Ten (2013, 2014, 2015, 2016)
- » Seven-Time Nebraska Scholar-Athlete Honor Roll

2016 GAME-BY-GAME

Opponent	Rec.	Yds	TD	Lg
Fresno State	--	Did Not Play	--	
Wyoming	2	52	0	38
Oregon	--	Did Not Play Due to Injury	--	
at Northwestern	1	35	0	35
Illinois	1	10	0	10
at Indiana	2	60	0	45
Purdue	4	73	0	28
at Wisconsin	2	19	0	11
at Ohio State	0	0	0	0
Minnesota	0	0	0	0
Maryland	4	49	0	24
at Iowa	1	16	0	16
Totals	17	314	0	45

CAREER SINGLE-GAME HIGHS

- » Receptions – 5, three times
- » Receiving Yards – 112 vs. Southern Miss (2015)
- » Touchdowns – 1, four times

2016 SINGLE-GAME HIGHS

- » Receptions - 4 vs. Purdue, vs. Maryland
- » Receiving Yards – 73 vs. Purdue
- » Touchdowns – 0

2016 SEASON NOTES

- » Caught two passes for 60 yards at Indiana to increase his career receiving yardage total to 1,020 yards. He is the 24th player in school history to eclipse 1,000 career receiving yards.
- » Set season highs with four receptions for 73 yards against Purdue.
- » Matched a season high with four receptions against Maryland for 49 yards.



#88 ROSS DZURIS • Sr. • DE

PLATTSMOUTH, NEB.
PLATTSMOUTH HS

CAREER STATS

		-----Tackles-----				Fum.				QB	
Year	G/S	UT	AT	TT	TFL	Sacks	C-R	BK	PBU	INT	Hry.
2012		Redshirt									
2013		Did Not Play									
2014		Did Not Play									
2015	13/4	14	10	24	9-19	2.5-10	0-0	0	0	0	5
2016	12/12	19	24	43	10-31	5.5-26	0-1	0	0	0	1
Totals	25/16	33	34	67	19-50	8.0-36	0-1	0	0	0	6

CAREER HONORS

- » Nebraska Most Improved Player (2015)
- » Honorable-Mention All-Big Ten (Coaches, Media, 2016)
- » Three-Time Nebraska Scholar-Athlete Honor Roll

2016 SEASON NOTES

- » Had a career-high 10 tackles at Iowa, including six before halftime. Bettered his previous high of five at Purdue in 2015, and against Oregon earlier this season.
- » Had a sack and a pair of TFLs against Maryland. Leads NU in 2016 with 5.5 sacks and 10 TFLs.
- » Career-high two sacks and a career-high three TFLs against Fresno State, nearly topping the 2.5 sacks he had as a junior in 2015.
- » Recovered first career fumble against Wyoming and returned it to the one-yard line, setting up a touchdown on the next play.
- » Matched a then-career high with five tackles against Oregon.
- » Notched a sack on NU's final defensive play against Purdue.

CAREER SINGLE-GAME HIGHS

- » Tackles - 10 at Iowa (2016)
- » Tackles for Loss – 3 vs. Fresno State (2016)
- » Sacks – 2.0 vs. Fresno State (2016)

2016 SINGLE-GAME HIGHS

- » Tackles - 10 at Iowa
- » Tackles for Loss – 3 vs. Fresno State
- » Sacks – 2.0 vs. Fresno State

2016 GAME-BY-GAME

	--Tackles--		-Sacks-				
Opponent	UT-AT-TT	TFL-Yds	No-Yds	FF-FR-Yds	Int-Yds	PBU	QBH
Fresno State	3-1-4	3-6	2.0-4	0-0-0	0-0	0	0
Wyoming	1-3-4	2-5	0.5-3	0-1-9	0-0	0	1
Oregon	3-2-5	1-5	1.0-5	0-0-0	0-0	0	0
at Northwestern	1-2-3	0-0	0.0-0	0-0-0	0-0	0	0
Illinois	2-1-3	1-1	0.0-0	0-0-0	0-0	0	0
at Indiana	2-0-2	0-0	0.0-0	0-0-0	0-0	0	0
Purdue	1-2-3	1-7	1.0-7	0-0-0	0-0	0	0
at Wisconsin	0-0-0	0-0	0.0-0	0-0-0	0-0	0	0
at Ohio State	1-2-3	0-0	0.0-0	0-0-0	0-0	0	0
Minnesota	0-4-4	0-0	0.0-0	0-0-0	0-0	0	0
Maryland	1-1-2	2-7	1.0-7	0-0-0	0-0	0	0
at Iowa	4-6-10	0-0	0.0-0	0-0-0	0-0	0	0
Totals	19-24-43	10-31	5.5-26	0-1-9	0-0	0	1



#91 **FREEDOM AKINMOLADUN • So. • DE**GRANDVIEW, MO.
GRANDVIEW HS**CAREER STATS**

-----Tackles-----											Fum.				QB
Year	G/S	UT	AT	TT	TFL	Sacks	C-R	BK	PBU	INT	Hry.				
2014		Redshirt													
2015	11/4	11	10	21	7-45	4.5-36	0-0	0	0	0	4				
2016	12/12	12	16	28	5-30	4.0-28	1-0	0	0	0	9				
Totals	23/16	23	26	49	12-75	8.5-64	1-0	0	0	0	13				

CAREER HONORS

- » Academic All-Big Ten (2015, 2016)
- » Big Ten All-Freshman Team (BTN.com, ESPN.com)
- » Two-Time Nebraska Scholar-Athlete Honor Roll
- » Nebraska Student-Athlete HERO Leadership Award (2015, 2016)
- » Brook Berringer Citizenship Team (2015, 2016)
- » Tom Osborne Citizenship Team (2015, 2016)

2016 GAME-BY-GAME

	--Tackles--		-Sacks-				
Opponent	UT-AT-TT	TFL-Yds	No-Yds	FF-FR-Yds	Int-Yds	PBU	QBH
Fresno State	0-1-1	0-0	0.0-0	0-0-0	0-0	0	0
Wyoming	0-1-1	0-0	0.0-0	0-0-0	0-0	0	2
Oregon	4-1-5	1-4	1.0-4	1-0-0	0-0	0	0
at Northwestern	1-1-2	0-0	0.0-0	0-0-0	0-0	0	0
Illinois	1-0-1	1-9	1.0-9	0-0-0	0-0	0	1
at Indiana	1-0-1	0-0	0.0-0	0-0-0	0-0	0	1
Purdue	0-2-2	0-0	0.0-0	0-0-0	0-0	0	1
at Wisconsin	0-0-0	0-0	0.0-0	0-0-0	0-0	0	0
at Ohio State	0-5-5	0-0	0.0-0	0-0-0	0-0	0	0
Minnesota	2-2-4	1-2	0.0-0	0-0-0	0-0	0	1
Maryland	2-3-5	2-15	2.0-15	0-0-0	0-0	0	2
at Iowa	1-0-1	0-0	0.0-0	0-0-0	0-0	0	1
Totals	12-16-28	5-30	4.0-28	1-0-0	0-0	0	

2016 SEASON NOTES

- » Had two sacks for 15 yards against Maryland, tying his career high (also 2 sacks vs. Southern Miss, 2015). Matched a season high with five total tackles in the game.
- » Led Nebraska with nine QB hurries during the regular season.

CAREER SINGLE-GAME HIGHS

- » Tackles - 6 at Miami
- » Tackles for Loss - 2, three times
- » Sacks - 2.0 vs. Southern Miss (2015), vs. Maryland (2016)

2016 SINGLE-GAME HIGHS

- » Tackles - 5 vs. Oregon, at Ohio State, vs. Maryland
- » Tackles for Loss - 2 vs. Maryland
- » Sacks - 2.0 vs. Maryland

#96 **CARLOS DAVIS • RFr. • DT**BLUE SPRINGS, MO.
BLUE SPRINGS HS**CAREER STATS**

		(------Tackles-----)					Fum.				QB
Year	G/S	UT	AT	TT	TFL	Sacks	C-R	BK	PBU	INT	Hry.
2015		Reshirt									
2016	12/4	11	11	22	4-25	2.0-24	0-0	0	0	0	2
Totals	12/4	11	11	22	4-25	2.0-24	0-0	0	0	0	2

CAREER HONORS

- » Honorable-Mention BTN All-Freshman Team (2016)
- » Brook Berringer Citizenship Team (2016)
- » Tom Osborne Citizenship Team (2016)

2016 SEASON NOTES

- » Made first career start against Wyoming and tied for third on the team with five tackles.
- » Season-high six tackles at Iowa.
- » Awarded his first career sack for 17 yards against Purdue on a intentional-grounding penalty. Added his second sack of the season at Wisconsin.

2016 SINGLE-GAME HIGHS

- » Tackles - 6 at Iowa
- » Tackles for Loss - 1 vs. Illinois, vs. Purdue, at Wisconsin, vs. Minnesota
- » Sacks - 1.0 vs. Purdue, at Wisconsin

2016 GAME-BY-GAME

	--Tackles--		-Sacks-				
Opponent	UT-AT-TT	TFL-Yds	No-Yds	FF-FR-Yds	Int-Yds	PBU	QBH
Fresno State	0-1-1	0-0	0.0-0	0-0-0	0-0	0	0
Wyoming	2-3-5	0-0	0.0-0	0-0-0	0-0	0	0
Oregon	0-0-0	0-0	0.0-0	0-0-0	0-0	0	0
at Northwestern	0-1-1	0-0	0.0-0	0-0-0	0-0	0	1
Illinois	1-0-1	1-1	0.0-0	0-0-0	0-0	0	0
at Indiana	1-0-1	0-0	0.0-0	0-0-0	0-0	0	0
Purdue	1-0-1	1-17	1.0-17	0-0-0	0-0	0	0
at Wisconsin	1-0-1	1-7	1.0-7	0-0-0	0-0	0	0
at Ohio State	0-2-2	0-0	0.0-0	0-0-0	0-0	0	0
Minnesota	0-2-2	1-0	0.0-0	0-0-0	0-0	0	0
Maryland	1-0-1	0-0	0.0-0	0-0-0	0-0	0	1
at Iowa	4-2-6	0-0	0.0-0	0-0-0	0-0	0	0
Totals	11-11-22	4-25	2.0-24	0-0-0	0-0	0	2



#2 ZACK DARLINGTON • So. • QB • 6-2 • 195
APOPKA, FLA. (APOPKA HS)

2016 SEASON NOTES

» Played in 12 games this year, serves as the holder on FGs and PATs.



#40 JORDAN OBER • So. • LS • 6-1 • 205
LAS VEGAS, NEV. (BISHOP GORMAN)

2016 SEASON NOTES


» Played in all 12 games as Nebraska's starting long snapper.



#6 ERIC LEE JR. • RFr. • CB • 6-0 • 190
MILTON, MASS. (VALOR CHRISTIAN HS, COLORADO)

2016 SEASON NOTES

» Played in seven games this year. Lone tackle was a TFL at Ohio State.



#55 ROBBY PAINTER • Sr. • OL • 6-5 • 300
CENTENNIAL, COLO. (GRANDVIEW HS)

2016 SEASON NOTES

» 2016 Academic All-Big Ten
» Played in six games on special teams.



#7 MOHAMED BARRY • RFr. • LB • 6-1 • 220
GRAYSON, GA. (GRAYSON HS)

2016 SEASON NOTES

» 2016 Academic All-Big Ten
» Played in all 12 games of the regular season and made six tackles.



#58 COREY WHITAKER • Sr. • OL • 6-5 • 295
MURRIETA, CALIF. (VISTA MURRIETA HS)

2016 SEASON NOTES

» Played in all 12 games and made a pair of starts.



#9 DAISHON NEAL • RFr. • DE • 6-7 • 270
HOUSTON, TEXAS (OMAHA CENTRAL HS, NEBRASKA)

2016 SEASON NOTES

» Played in nine games and made two tackles.



#65 CHRISTIAN GAYLORD • RFr. • OL • 6-6 • 300
BALDWIN CITY, KAN. (BALDWIN CITY HS)

2016 SEASON NOTES

» Played in 12 games on special teams.



#11 BOAZ JOSEPH • Jr. • CB • 6-1 • 190
WESTON, FLA. (CYPRESS BAY HS)

2016 SEASON NOTES


» Played in 12 games and made eight tackles on special teams.
» Had a pair of tackles at both Wisconsin and Ohio State.



#74 JALIN BARNETT • RFr. • OL • 6-4 • 310
LAWTON, OKLA. (LAWTON HS)

2016 SEASON NOTES

» Played in 10 games on special teams.



#13 JOJO DOMANN • Fr. • S • 6-1 • 205
COLORADO SPRINGS, COLO. (PINE CREEK HS)

2016 SEASON NOTES

» Played in all 12 games of the regular season as a true freshman.
» Recorded six tackles during the regular season.



#79 MICHAEL DECKER • RFr. • OL • 6-4 • 285
OMAHA, NEB. (NORTH HS)

2016 SEASON NOTES

» 2016 Academic All-Big Ten
» Played in 12 games on special teams.



#17 SEDRICK KING • So. • DE • 6-4 • 250
PLANT CITY, FLA. (PLANT CITY HS)

2016 SEASON NOTES

» Played in seven games. Recorded a pair of tackles and a QB hurry.



#81 GABE RAHN • Jr. • WR • 6-1 • 195
LE MARS, IOWA (LE MARS HS)

2016 SEASON NOTES

» 2016 Academic All-Big Ten
» Saw action in five games as a reserve wide receiver.
» Lone catch of the season was a 35-yard touchdown against Wyoming.



#22 ALEX DAVIS • RFr. • DE • 6-5 • 255
RIVIERA BEACH, FLA. (DWYER HS)

2016 SEASON NOTES

» Played in 12 games as a reserve at defensive end.



#88 TYLER HOPPES • Jr. • TE • 6-4 • 240
LINCOLN, NEB. (SOUTHWEST HS/WAYNE ST. COLLEGE)

2016 SEASON NOTES


» 2016 Academic All-Big Ten
» Played in 10 games on special teams.



#29 GRAHAM NABILITY • Sr. • FB • 6-1 • 210
OMAHA, NEB. (ELKHORN HS)

2016 SEASON NOTES

» 2016 Academic All-Big Ten
» Played in 11 games on special teams and made two tackles.



#89 CONNOR KETTER • Jr. • TE • 6-4 • 245
NORFOLK, NEB. (NORFOLK CATHOLIC HS)

2016 SEASON NOTES


» Played in nine games and made one tackle.



#33 CHRISTIAN BAILEY • Jr. • WR • 6-0 • 205
OMAHA, NEB. (RALSTON HS)

2016 SEASON NOTES

» Played in all 12 games of the regular season and made one tackle on special teams.



#94 KHALIL DAVIS • RFr. • DT • 6-2 • 290
BLUE SPRINGS, MO. (BLUE SPRINGS HS)

2016 SEASON NOTES

» Played in 11 games as a reserve defensive tackle.
» Finished the regular season with five tackles, including a pair of TFLs.



#39 JORDAN NELSON • Sr. • IB • 5-8 • 180
OMAHA, NEB. (BURKE)

2016 SEASON NOTES

» Played in all 12 games. Has six kickoff returns for 142 yards, including a 42-yard return against Wyoming.




#97 LOGAN RATH • Sr. • DT • 6-4 • 280
GILTNER, NEB. (GILTNER HS/SOUTH DAKOTA ST.)


2016 SEASON NOTES

» 2016 Academic All-Big Ten
» Played in eight games on special teams.

2016 NEBRASKA CORNHUSKERS




Lamar Jackson
Fr. • CB
Elk Grove, Calif.




Jordan Westerkamp
Sr. • WR
Lombard, Ill.



Tony Butler
Fr. • DB
Lakewood, Ohio



Zack Darlington
So. • QB
Apopka, Fla.



Lavan Alston Jr.
Fr. • WR
Oxnard, Calif.



Marcus Newby
Jr. • LB
North Potomac, Md.



Avery Anderson
RFr. • S
Surprise, Ariz.




Tommy Armstrong Jr.
Sr. • QB
Cibolo, Texas



Dedrick Young
So. • LB
Peoria, Ariz.



Eric Lee Jr.
RFr. • CB
Milton, Mass.



Mohamed Barry
RFr. • LB
Grayson, Ga.



Chris Jones Jr.
Jr. • CB
Jacksonville, Fla.



Stanley Morgan Jr.
So. • WR
New Orleans, La.



DaiShon Neal
RFr. • DE
Houston, Texas



Keyan Williams
So. • WR
New Orleans, La.



Joshua Kalu
Jr. • CB
Houston, Texas



JD Spielman
Fr. • WR
Eden Prairie, Minn.



Cethan Carter
Sr. • TE
New Orleans, La.




Boaz Joseph Jr.
Jr. • CB
Weston, Fla.



Luke Gifford
So. • LB
Lincoln, Neb.



Patrick O'Brien
Fr. • QB
San Juan Capistrano, Calif.



JoJo Domann
Fr. • S
Colorado Springs, Colo.



Tanner Lee Jr.
Jr. • QB
Destrehan, La.




De'Mornay Pierson-El
Jr. • WR
Alexandria, Va.



Michael Rose-Ivey Sr.
Sr. • LB
Kansas City, Mo.



Antonio Reed
So. • S
Memphis, Tenn.



Ryker Fyfe
So. • S
Grand Island, Neb.



Sedrick King
So. • CB
Plant City, Fla.



Tre Bryant
Fr. • IB
St. Louis, Mo.



Marquel Dismuke
Fr. • DB
Calabasas, Calif.




Mikale Wilbon
So. • IB
Chicago, Ill.



Alex Davis
RFr. • DE
Riviera Beach, Fla.



Devine Ozigbo
So. • IB
Sachse, Texas



Dicaprio Bootle
Fr. • DB
Miami, Fla.




Austin Rose
So. • IB
Lincoln, Neb.



Sean Lambert
Fr. • IB
Fremont, Neb.




Aaron Williams
So. • S
Atlanta, Ga.



Nathan Gerry
Sr. • S
Sioux Falls, S.D.



Thomas Connely
So. • LB
Kearney, Neb.



Brady Pelzer
So. • WR
Bellevue, Neb.



Jamie Sutcliffe
Sr. • PK
Thousand Oaks, Calif.



Kieron Williams Jr.
Jr. • S
Shreveport, La.



Sam Foltz
Sr. • P
Greeley, Neb.



Eli Sullivan
Fr. • DB
Longmont, Colo.



Adam Taylor
Jr. • IB
Katy, Texas



Nolan Graham
So. • DB
Firth, Neb.



Graham Nabity
Sr. • FB
Omaha, Neb.



Quayshon Alexander
Fr. • LB
Prospect Park, N.J.



Bo Kitrell
So. • FB
Ashland, Neb.



Greg Simmons
Fr. • LB
Fort Pierce, Fla.



Conor Young
RFr. • WR
Cozad, Neb.



Tanner Hass
Fr. • RB
West Point, Neb.



Pernell Jefferson
Fr. • LB
New Orleans, La.



Christian Bailey
Jr. • WR
San Clemente, Calif.



Tanner Zlab
Sr. • DB
Wilber, Neb.



Drew Brown
Jr. • PK
Southlake, Texas




Terrell Newby
Sr. • IB
Los Angeles, Calif.




Caleb Lightbourn
Fr. • P
Washougal, Wash.




Jeremiah Stovall
RFr. • DB
Omaha, Neb.



Spencer Jordan
Fr. • FB
Omaha, Neb.



Reid Karel
RFr. • DB
Seward, Neb.



Wyatt Mazour
RFr. • RB
Albion, Neb.



Harrison Jordan
Jr. • FB
Omaha, Neb.



Donovan McDonald
RFr. • WR
Montclair, N.J.



Jordan Nelson
Sr. • IB
Omaha, Neb.



Ty Betka
Sr. • WR
Superior, Neb.



Grant Jordan
Fr. • LB
Omaha, Neb.



Noah Johnson
RFr. • IB
Sutton, Neb.




Luke McNitt
Jr. • FB
Kearney, Neb.



Trey Foster
Sr. • TE
Lincoln, Neb.



Tyrin Ferguson
So. • LB
New Orleans, La.



Todd Honas
Fr. • WR
Aurora, Neb.



Mitch McCann
Sr. • FB
Omaha, Neb.




Mick Stoltenberg
So. • DT
Gretna, Neb.



Ty Chaffin
Fr. • WR
Burwell, Neb.



A.J. Natter
Jr. • DE
Milton, Wis.



Branden Hohenstein
Fr. • TE
Jackson, Neb.




Matt Jarzynka
So. • DE
Loup City, Neb.



Erik Evans
Jr. • DE
Waverly, Neb.



Austin Hemphill
RFr. • FB
Gretna, Neb.



Chris Weber
Jr. • LB
Elkhorn, Neb.



Garret Johns
Sr. • DL
Aurora, Neb.



John Raridon
Fr. • OL
West Des Moines, Iowa



Jared Brugmann
RFr. • LB
Gretna, Neb.



Josh Banderas
Sr. • LB
Lincoln, Neb.



Alex Boryca
So. • LB
Cozad, Neb.



Creighton Hamik
Fr. • LB
Kearney, Neb.




Jordan Ober
So. • LS
Las Vegas, Nev.



Kevin Maurice
Sr. • DT
Orlando, Fla.



Robby Painter
Sr. • OL
Centennial, Colo.



Brad Simpson
Sr. • LB
Omaha, Neb.



#56
Boe Wilson
Fr. • OL
Lee's Summit, Mo.




#57
Jacob Weinmaster
RFr. • LB
Loveland, Colo.



#58
Joel Lopez
Jr. • DL
Saint Charles, Ill.



#58
Corey Whitaker
Sr. • OL
Murrieta, Calif.



#59
Brody Cleveland
RFr. • LB
Ogallala, Neb.



#59
Jake Kitten
Fr. • OL
Santee, Calif.



#61
Bryan Brokop
Fr. • OL
New Lenox, Ill.



#62
Cole Conrad
So. • OL
Fremont, Neb.



#63
Tanner Farmer
So. • OL
Highland, Ill.



#65
Christian Gaylord
RFr. • OL
Baldwin City, Kan.



#66
Dylan Utter
Sr. • OL
Papillion, Neb.



#67
Jerald Foster
So. • OL
Lincoln, Neb.



#68
Nick Gates
So. • OL
Las Vegas, Nev.



#71
Matt Farniok
Fr. • OL
Sioux Falls, S.D.



#72
Zach Hannon
Jr. • OL
Kansas City, Mo.



#73
Sam Hahn
Sr. • OL
DeWitt, Neb.



#74
Jalin Barnett
RFr. • OL
Lawton, Okla.



#75
Fyn Anderson
RFr. • DL
Lincoln, Neb.



#76
Dwayne Johnson Jr.
Jr. • OL
Houston, Texas



#76
Dylan Owen
So. • DL
Westchester, N.Y.



#77
David Knevel
Jr. • OL
Brantford, Ontario



#79
Michael Decker
RFr. • OL
Omaha, Neb.



#80
Brett Classen
Jr. • WR
Medina, Minn.



#81
Gabe Rahn
Jr. • WR
Le Mars, Iowa



#82
Alonzo Moore
Sr. • WR
Winnfield, La.




#83
David Engelhaupt
Fr. • TE
Norfolk, Neb.




#83
Bryan Reimers
So. • WR
Lincoln, Neb.



#84
Sam Cotton
Sr. • TE
Lincoln, Neb.




#85
Matt Snyder
RFr. • TE
San Ramon, Calif.



#86
Jack Stoll
Fr. • TE
Lone Tree, Colo.



#87
Brandon Reilly
Sr. • WR
Lincoln, Neb.



#88
Ross Dzuris
Sr. • DE
Plattsmouth, Neb.



#88
Tyler Hoppes
Jr. • TE
Lincoln, Neb.



#89
Connor Ketter
Jr. • TE
Norfolk, Neb.



#91
Freedom Akinmoladun
So. • DE
Grandview, Mo.



#92
Chase Urbach
RFr. • LS
Grosse Pointe, Mich.



#94
Khalil Davis
RFr. • DT
Blue Springs, Mo.



#95
Spencer Lindsay
Sr. • PK
Kearney, Neb.



#95
Ben Stille
Fr. • DE
Ashland, Neb.



#96
Carlos Davis
RFr. • DT
Blue Springs, Mo.



#97
Logan Rath
Sr. • DT
Giltner, Neb.



#98
Isaac Armstrong
RFr. • P
Lincoln, Neb.



#98
Collin Miller
Fr. • DE
Fishers, Ind.



#99
Peyton Newell
So. • DL
Hiawatha, Kan.

2016 Nebraska Schedule and Results

DATE	OPPONENT	RESULT	SCORE	RECORD	CONFERENCE	TIME	ATTEND
Sept. 3	Fresno State	W	43-10	1-0	0-0	3:26	90,013
Sept. 10	Wyoming	W	52-17	2-0	0-0	3:25	89,895
Sept. 17	No. 22 Oregon	W	35-32	3-0	0-0	3:37	90,414
Sept. 24	at Northwestern *	W	24-13	4-0	1-0	3:09	40,284
Oct. 1	Illinois *	W	31-16	5-0	2-0	3:05	90,374
Oct. 15	at Indiana *	W	27-22	6-0	3-0	3:36	48,254
Oct. 22	Purdue *	W	27-14	7-0	4-0	3:28	90,546
Oct. 29	at No. 11 Wisconsin	L	17-23 (OT)	7-1	4-1	3:20	80,833
Nov. 5	at No. 6 Ohio State	L	3-62	7-2	4-2	3:37	108,75
Nov. 12	Minnesota	W	24-17	8-2	5-2	2:57	90,456
Nov. 19	Maryland	W	28-7	9-2	6-2	3:06	89,704
Nov. 26	at Iowa	L	10-40	9-3	6-3	3:31	69,814

* Big Ten conference game

Team Statistics

TEAM STATISTICS	NU	OPP
SCORING	321	273
Points Per Game	26.8	22.8
Points Off Turnovers	59	32
FIRST DOWNS	248	206
Rushing	107	79
Passing	120	109
Penalty	21	18
RUSHING YARDAGE	2138	1692
Yards gained rushing	2375	1941
Yards lost rushing	237	249
Rushing Attempts	495	395
Average Per Rush	4.3	4.3
Average Per Game	178.2	141.0
TDs Rushing	23	18
PASSING YARDAGE	2495	2515
Comp-Att-Int	182-358-9	231-384-16
Average Per Pass	7.0	6.5
Average Per Catch	13.7	10.9
Average Per Game	207.9	209.6
TDs Passing	16	15
TOTAL OFFENSE	4633	4207
Total Plays	853	779
Average Per Play	5.4	5.4
Average Per Game	386.1	350.6
KICK RETURNS: #-Yards	30-659	35-767
PUNT RETURNS: #-Yards	23-168	20-223
INT RETURNS: #-Yards	16-122	9-153
KICK RETURN AVERAGE	22.0	21.9
PUNT RETURN AVERAGE	7.3	11.1
INT RETURN AVERAGE	7.6	17.0
FUMBLES-LOST	13-4	9-2
PENALTIES-Yards	68-654	59-513
Average Per Game	54.5	42.8
PUNTS-Yards	61-2307	60-2415
Average Per Punt	37.8	40.2
Net punt average	32.5	36.5
KICKOFFS-Yards	65-4150	54-3365
Average Per Kick	63.8	62.3
Net kick average	40.5	41.3
TIME OF POSSESSION/Game	32:28	27:32
3RD-DOWN Conversions	81/180	61/165
3rd-Down Pct	45%	37%
4TH-DOWN Conversions	12/19	12/25
4th-Down Pct	63%	48%
SACKS BY-Yards	26-173	11-99
MISC YARDS	0	13
TOUCHDOWNS SCORED	41	35
FIELD GOALS-ATTEMPTS	11-14	11-16
ON-SIDE KICKS	0-0	0-0
RED-ZONE SCORES	(35-43) 81%	(26-30) 87%
RED-ZONE TOUCHDOWNS	(26-43) 60%	(19-30) 63%
PAT-ATTEMPTS	(40-40) 100%	(26-29) 90%
ATTENDANCE	631402	347935
Games/Avg Per Game	7/90200	5/69587
Neutral Site Games		0/0

SCORE BY QUARTERS	1ST	2ND	3RD	4TH	OT	TOTAL
Nebraska	75	61	70	115	0	321
Opponents	56	101	69	41	6	273

2016 Nebraska Individual Statistics

RUSHING	GP-GS	ATT	GAIN	LOSS	NET	AVG	TD	LONG	AVG/G
Newby, Terrell	12-11	181	891	27	864	4.8	7	63	72.0
Armstrong Jr., Tommy	11-11	113	604	92	512	4.5	8	37	46.5
Ozigbo, Devine	10-1	90	363	17	346	3.8	5	17	34.6
Bryant, Tre	12-0	43	179	7	172	4.0	1	22	14.3
Wilbon, Mikale	9-0	14	91	1	90	6.4	0	32	10.0
Moore, Alonzo	10-4	4	58	0	58	14.5	1	24	5.8
Reilly, Brandon	10-4	8	49	3	46	5.8	0	13	4.6
Pierson-El, De'Mornay	12-6	14	48	14	34	2.4	0	9	2.8
Carter, Cethan	9-9	2	25	0	25	12.5	0	16	2.8
Westerkamp, Jordan	10-2	3	19	1	18	6.0	1	10	1.8
McNitt, Luke	12-0	2	4	0	4	2.0	0	2	0.3
Lighbourn, Caleb	11-0	1	4	0	4	4.0	0	4	0.4
Fyfe, Ryker	7-1	8	40	41	-1	-0.1	0	21	-0.1
TEAM	12-11	12	0	34	-34	-2.8	0	0	-2.8
Total	12	495	2375	237	2138	4.3	23	63	178.2
Opponents	12	395	1941	249	1692	4.3	18	75	141.0

PASSING	G-S	EFFIC	CMP-ATT-INT	PCT	YDS	TD	LNG	AVG/G
Armstrong Jr., Tommy	11-11	123.92	151-294-8	51.4	2180	14	72	198.2
Fyfe, Ryker	7-1	98.51	31-63-1	49.2	315	2	35	45.0
TEAM	12	0.00	0-1-0	0.0	0	0	0	0.0
Total	12	119.10	182-358-9	50.8	2495	16	72	207.9
Opponents	12	119.73	231-384-16	60.2	2515	15	92	209.6

RECEIVING	G-GS	NO.	YDS	AVG	TD	LONG	AVG/G
Westerkamp, Jordan	10-2	38	526	13.8	5	55	52.6
Morgan Jr., Stanley	12-8	30	425	14.2	2	72	35.4
Moore, Alonzo	10-4	20	375	18.8	2	63	37.5
Reilly, Brandon	10-4	17	314	18.5	0	45	31.4
Carter, Cethan	9-9	17	156	9.2	1	27	17.3
Newby, Terrell	12-11	16	138	8.6	1	31	11.5
Pierson-El, De'Mornay	12-6	15	205	13.7	1	40	17.1
Cotton, Sam	12-10	8	87	10.9	0	17	7.2
Bryant, Tre	12-0	8	56	7.0	1	35	4.7
Ozigbo, Devine	10-1	4	89	22.2	0	39	8.9
Wilbon, Mikale	9-0	4	34	8.5	0	13	3.8
Reimers, Bryan	11-1	3	49	16.3	1	22	4.5
Rahn, Gabe	5-0	1	35	35.0	1	35	7.0
Foster, Trey	12-2	1	6	6.0	1	6	0.5
Total	12	182	2495	13.7	16	72	207.9
Opponents	12	231	2515	10.9	15	92	209.6

PUNT RETURNS	NO.	YDS	AVG	TD	LONG
Pierson-El, De'Mornay	23	168	7.3	0	45
Total	23	168	7.3	0	45
Opponents	20	223	11.1	0	44

INTERCEPTIONS	NO.	YDS	AVG	TD	LONG
Williams, Kieron	5	44	8.8	1	23
Gerry, Nathan	4	18	4.5	0	10
Jones, Chris	3	60	20.0	1	33
Williams, Aaron	3	0	0.0	0	4
Kalu, Joshua	1	0	0.0	0	0
Total	16	122	7.6	2	33
Opponents	9	153	17.0	2	48

KICK RETURNS	NO.	YDS	AVG	TD	LONG
Bryant, Tre	23	508	22.1	0	59
Nelson, Jordan	6	142	23.7	0	45
McNitt, Luke	1	9	9.0	0	9
Total	30	659	22.0	0	59
Opponents	35	767	21.9	0	39

FUMBLE RETURNS	NO.	YDS	AVG	TD	LONG
Dzuris, Ross	1	9	9.0	0	9
Total	1	9	9.0	0	9
Opponents	1	34	34.0	0	34

FIELD GOALS	FGM-FGA	PCT	01-19	20-29	30-39	40-49	50-99	LG	BLK
Brown, Drew	11-13	84.6	0-0	4-4	4-4	2-3	1-2	51	0
Lindsay, Spencer	0-1	0.0	0-0	0-0	0-1	0-0	0-0	0	1
Totals	11-14	78.5	0-0	4-4	4-5	2-3	1-2	51	1
Opponents	11-16	68.8	0-0	5-6	2-3	4-7	0-0	45	0

FG SEQUENCE	NEBRASKA	OPPONENTS
Fresno State	-	32,(26)
Wyoming	(29)	42,46,(27)
Oregon	-	-
Northwestern	(23)	27
Illinois	56,(29)	(24),(43),(33)
Indiana	(40),(39)	(36),(45)
Purdue	(30),(51),45	-
Wisconsin	(35)	(44),45
Ohio State	(20)	(28),(28)
Minnesota	(46)	(42)
Maryland	32	-
Iowa	(35)	-

Numbers in parentheses indicate field goal was made.

PUNTING	NO.	YDS	AVG	LONG	TB	FC	I20	50+	BLKD
Lighbourn, Caleb	58	2279	39.3	58	5	13	20	8	0
TEAM	3	28	9.3	28	0	0	0	0	3
Total	61	2307	37.8	58	5	13	20	8	3
Opponents	60	2415	40.2	57	3	17	18	8	0

KICKOFFS	NO.	YDS	AVG	TB	OB	RETN	NET	YDLN
Brown, Drew	58	3715	64.1	28	0			
Lindsay, Spencer	7	435	62.1	2	0			
Total	65	4150	63.8	30	0	767	40.5	24
Opponents	54	3365	62.3	19	5	659	41.3	23



----- PATS -----									
SCORING	TD	FGS	KICK	RUSH	RCV	PASS	DXP	SAF	PTS
Brown, Drew	0	11-13	35-35	0-0	0	0-0	0	0	68
Newby, Terrell	8	0-0	0-0	0-0	0	0-0	0	0	48
Armstrong Jr., Tommy	8	0-0	0-0	0-0	0	0-0	0	0	48
Westerkamp, Jordan	6	0-0	0-0	0-0	0	0-0	0	0	36
Ozigbo, Devine	5	0-0	0-0	0-0	0	0-0	0	0	30
Moore, Alonzo	3	0-0	0-0	0-0	0	0-0	0	0	18
Morgan Jr., Stanley	2	0-0	0-0	0-0	0	0-0	0	0	12
Bryant, Tre	2	0-0	0-0	0-0	0	0-0	0	0	12
Foster, Trey	1	0-0	0-0	0-0	0	0-0	0	0	6
Carter, Cethan	1	0-0	0-0	0-0	0	0-0	0	0	6
Pierson-El, De'Mornay	1	0-0	0-0	0-0	0	0-0	0	0	6
Jones, Chris	1	0-0	0-0	0-0	0	0-0	0	0	6
Reimers, Bryan	1	0-0	0-0	0-0	0	0-0	0	0	6
Williams, Kieron	1	0-0	0-0	0-0	0	0-0	0	0	6
Rahn, Gabe	1	0-0	0-0	0-0	0	0-0	0	0	6
Lindsay, Spencer	0	0-1	5-5	0-0	0	0-0	0	0	5
Darlington, Zack	0	0-0	0-0	1-1	0	0-0	0	0	2
Total	41	11-14	40-40	1-1	0	0-0	0	0	321
Opponents	35	11-16	26-29	1-4	0	0-2	0	1	273

TOTAL OFFENSE	G	PLAYS	RUSH	PASS	TOTAL	AVG/G
Armstrong Jr., Tommy	11	407	512	2180	2692	244.7
Newby, Terrell	12	181	864	0	864	72.0
Ozigbo, Devine	10	90	346	0	346	34.6
Fyfe, Ryker	7	71	-1	315	314	44.9
Bryant, Tre	12	43	172	0	172	14.3
Wilbon, Mikale	9	14	90	0	90	10.0
Moore, Alonzo	10	4	58	0	58	5.8
Reilly, Brandon	10	8	46	0	46	4.6
Pierson-El, De'Mornay	12	14	34	0	34	2.8
Carter, Cethan	9	2	25	0	25	2.8
Westerkamp, Jordan	10	3	18	0	18	1.8
Lighbourn, Caleb	11	1	4	0	4	0.4
McNitt, Luke	12	2	4	0	4	0.3
TEAM	12	13	-34	0	-34	-2.8
Total	12	853	2138	2495	4633	386.1
Opponents	12	779	1692	2515	4207	350.6

ALL PURPOSE	G	RUSH	REC	PR	KOR	IR	TOT	AVG/G
Newby, Terrell	12	864	138	0	0	0	1002	83.5
Bryant, Tre	12	172	56	0	508	0	736	61.3
Westerkamp, Jordan	10	18	526	0	0	0	544	54.4
Armstrong Jr., Tommy	11	512	0	0	0	0	512	46.5
Ozigbo, Devine	10	346	89	0	0	0	435	43.5
Moore, Alonzo	10	58	375	0	0	0	433	43.3
Morgan Jr., Stanley	12	0	425	0	0	0	425	35.4
Pierson-El, De'Mornay	12	34	205	168	0	0	407	33.9
Reilly, Brandon	10	46	314	0	0	0	360	36.0
Carter, Cethan	9	25	156	0	0	0	181	20.1
Nelson, Jordan	12	0	0	0	142	0	142	11.8
Wilbon, Mikale	9	90	34	0	0	0	124	13.8
Cotton, Sam	12	0	87	0	0	0	87	7.2
Jones, Chris	12	0	0	0	0	60	60	5.0
Reimers, Bryan	11	0	49	0	0	0	49	4.5
Williams, Kieron	12	0	0	0	0	44	44	3.7
Rahn, Gabe	5	0	35	0	0	0	35	7.0
Gerry, Nathan	11	0	0	0	0	18	18	1.6
McNitt, Luke	12	4	0	0	9	0	13	1.1
Foster, Trey	12	0	6	0	0	0	6	0.5
Lighbourn, Caleb	11	4	0	0	0	0	4	0.4
Fyfe, Ryker	7	-1	0	0	0	0	-1	-0.1
TEAM	12	-34	0	0	0	0	-34	-2.8
Total	12	2138	2495	168	659	122	5582	465.2
Opponents	12	1692	2515	223	767	153	5350	445.8



Defensive Statistics

		-----TACKLES-----			-SACKS-		---PASS DEF---			---FUMBLES---			BLKD	
NAME	GP-GS	SOLO	AST	TOTAL	TFL-YDS	NO-YARDS	INT-YDS	BRUP	QBH	RCV-YDS	FF	KICK	SAF	
52 Banderas, Josh	12-11	38	51	89	8-13	0.5-5	.	.	3	
25 Gerry, Nathan	11-11	47	27	74	7-7	0.5-1	4-18	8	1	
26 Williams, Kieron	12-9	41	24	65	3-2	.	5-44	2	
15 Rose-Ivey, Michael	12-7	27	37	64	8-17	1.0-9	.	.	1	
10 Kalu, Joshua	12-12	41	17	58	2-7	1.0-6	1-0	8	2	.	.	1	.	
5 Young II, Dedrick	11-8	32	23	55	4-5	1.0-3	.	4	2	.	1	.	.	
24 Williams, Aaron	12-10	27	28	55	5-21	2.0-18	3-0	7	
88 Dzuris, Ross	12-12	20	23	43	10-31	5.5-26	.	.	1	1-9	.	.	.	
55 Maurice, Kevin	12-12	15	20	35	6-26	4.0-23	.	.	3	
8 Jones, Chris	12-12	30	3	33	3-5	1.0-2	3-60	9	
91 Akinmoladun, Freedom	12-12	12	16	28	5-30	4.0-28	.	.	9	.	1	.	.	
44 Stoltzenberg, Mick	11-8	9	16	25	3-6	1.5-5	.	.	1	
96 Davis, Carlos	12-4	11	11	22	4-25	2.0-24	.	.	2	
3 Newby, Marcus	12-4	7	11	18	3-17	2.0-16	.	1	2	.	1	.	.	
16 Reed, Antonio	11-0	11	6	17	.	.	.	2	1	
49 Weber, Chris	12-0	5	11	16	1-1	
41 McNitt, Luke	12-2	6	4	10	1-0	.	.	.	
56 Simpson, Brad	12-0	3	6	9	
18 Jackson, Lamar	12-0	7	2	9	2-14	1.0-11	
1 Joseph, Boaz	12-0	2	6	8	
13 Domann, JoJo	12-0	4	2	6	
7 Barry, Mohamed	12-0	.	6	6	
94 Davis, Khalil	11-0	4	1	5	2-4	
73 Hahn, Sam	12-9	2	1	3	
9 Neal, DaiShon	9-0	1	1	2	
22 Davis, Alex	11-0	.	2	2	
17 King, Sedrick	7-0	.	2	2	1	
29 Nabity, Graham	11-0	1	1	2	
87 Reilly, Brandon	10-4	2	.	2	
35 Lighbourn, Caleb	11-0	2	.	2	
45 Natter, A.J.	6-0	1	1	2	
12 Gifford, Luke	4-0	.	1	1	
15 Pierson-El, De'Mornay	12-6	1	.	1	
84 Cotton, Sam	12-10	1	.	1	
4A Anderson, Avery	3-0	.	1	1	
97 Rath, Logan	8-0	1	.	1	
11 Carter, Cethan	9-9	1	.	1	
89 Ketter, Connor	9-0	.	1	1	
33 Bailey, Christian	12-0	1	.	1	
28 Taylor, Adam	5-0	1	.	1	
39 Nelson, Jordan	12-0	.	1	1	
3A Brown, Drew	12-0	1	.	1	
6 Lee Jr., Eric	7-0	.	1	1	1-1	
33 Zlab, Tanner	1-0	1	.	1	
Total	12-0	416	364	780	77-232	26-173	16-122	41	29	2-9	3	1	.	
Opponents	12-0	-	-	-	-	11-99	9-153	55	20	4-34	3	4	1	

SPECIAL TEAMS TACKLES	UA-A/TOT	FS	WYO	ORE	NW	ILL	IND	PUR	WIS	OSU	MINN	MD	IOWA	BOWL
McNitt, Luke	6-4/10	2-0/2	0-1/1	1-0/1	1-0/1	0-1/1	1-0/1	-	-	1-0/1	-	0-1/1	0-1/1	
Domann, JoJo	4-2/6	1-0/1	-	0-1/1	1-0/1	-	1-0/1	-	1-0/1	-	-	-	0-1/1	
Simpson, Brad	3-6/9	-	0-1/1	0-1/1	-	0-1/1	1-0/1	-	-	-	0-1/1	2-1/3	0-1/1	
Joseph, Boaz	3-5/8	-	1-0/1	0-1/1	-	-	-	0-1/1	1-1/2	1-1/2	-	0-1/1	-	
Barry, Mohamed	0-5/5	1-0/1	-	0-1/1	-	-	-	0-1/1	-	-	0-1/1	0-1/1	-	
Nabity, Graham	1-1/2	1-0/1	-	-	-	0-1/1	-	-	-	-	-	-	-	
Hahn, Sam	1-1/2	1-0/1	-	-	-	-	-	0-1/1	-	-	-	-	-	
Williams, Kieron	3-1/4	1-0/1	-	-	-	-	-	-	-	-	-	1-0/1	1-1/2	
Nelson, Jordan	0-1/1	0-1/1	-	-	-	-	-	-	-	-	-	-	-	
Lighbourn, Caleb	2-0/2	-	1-0/1	-	-	-	1-0/1	-	-	-	-	-	-	
Weber, Chris	2-4/6	-	0-1/1	-	2-0/2	-	-	-	-	-	0-1/1	0-2/2	-	
Taylor, Adam	1-0/1	-	-	1-0/1	-	-	-	-	-	-	-	-	-	
Neal, DaiShon	0-1/1	-	-	-	0-1/2	-	-	0-1/1	-	-	-	-	-	
Dzuris, Ross	0-1/1	-	-	-	0-1/1	-	-	-	-	-	-	-	-	
Reed, Antonio	3-1/4	-	-	-	-	0-1/1	-	-	-	-	-	-	3-0/3	
Banderas, Josh	1-3/4	-	-	-	-	-	1-0/1	0-3/3	-	0-1/1	-	-	-	
Newby, Marcus	0-1/1	-	-	-	-	-	-	0-1/1	-	-	-	-	-	
Kettner, Connor	0-1/1	-	-	-	-	-	-	-	-	-	0-1/1	-	-	
Brown, Drew	1-0/1	-	-	-	-	-	-	-	-	-	-	1-0/1	-	
Bailey, Christian	1-0/1	-	-	-	-	-	-	-	-	-	-	-	1-0/1	

Individual Game By Game

RUSHING	NO-YDS/TD	FS	WYO	ORE	NW	ILL	IND	PUR	WIS	OSU	MINN	MD	IOWA	BOWL
Newby, Terrell RB	181-864/7	11-56/0	4-20/0	7-42/0	10-69/1	27-140/2	22-102/1	22-82/0	17-77/0	13-54/0	16-85/0	22-98/3	10-39/0	
Armstrong Jr, Tommy QB	113-512/8	11-42/2	12-12/1	16-95/1	13-132/0	8-12/1	11-36/0	10-51/1	13-39/1	4-19/0	9-61/1	DNP	6-13/0	
Ozigbo, Devine RB	90-346/5	17-103/2	15-44/1	21-95/1	13-41/0	10-35/0	1-2/0	-	10-33/1	3-7/0	DNP	DNP	-	
Bryant, Tre RB	43-172/1	5-36/1	7-34/0	1-4/0	-	-	5-1/0	-	-	-	1-0/0	13-56/0	11-41/0	
Wilbon, Mikale RB	14-90/0	1-16/0	DNP	-	6-55/0	1-3/0	DNP	1-1/0	2-2/0	3-13/0	-	-	DNP	
Moore, Alonzo WR	4-58/1	2-34/0	-	-	-	DNP	-	2-24/1	-	-	-	-	DNP	
Reilly, Brandon WR	8-46/0	DNP	1-12/0	DNP	-	1-11/0	3-7/0	-	-	-	-	3-16/0	-	
Pierson-El, De'Mornay WR	14-34/0	1--7/0	1-5/0	1--6/0	-	1-4/0	2-6/0	1-0/0	1-2/0	1--1/0	3-21/0	1-7/0	1-3/0	
Carter, Cethan TE	2-25/0	-	1-9/0	-	1-16/0	-	DNP	DNP	DNP	-	-	-	-	
Westerkamp, Jordan WR	3-18/1	1-9/0	-	-	1-10/1	-	DNP	DNP	1--1/0	-	-	-	-	
Lightbourn, Caleb P	1-4/0	-	1-4/0	-	-	DNP	-	-	-	-	-	-	-	
McNitt, Luke FB	2-4/0	-	-	-	-	-	-	-	-	-	-	-	2-4/0	
Fyfe, Ryker QB	8--1/0	1-5/0	-	-	DNP	DNP	DNP	DNP	DNP	-	1--6/0	5-10/0	1--10/0	
TEAM	12--34/0	1--2/0	1--2/0	1--2/0	3--13/0	1--2/0	1--2/0	1--1/0	-	-	2--4/0	1--6/0	-	

RECEIVING	NO-YDS/TD	FS	WYO	ORE	NW	ILL	IND	PUR	WIS	OSU	MINN	MD	IOWA	BOWL
Westerkamp, Jordan WR	38-526/5	1-6/0	4-105/2	3-39/2	1-13/0	4-65/0	DNP	DNP	3-62/0	4-51/0	6-50/0	8-85/1	4-50/0	
Morgan Jr, Stanley WR	30-425/2	1-11/0	2-17/0	3-35/0	4-33/0	3-39/0	3-93/1	2-43/0	5-58/0	3-56/0	1-4/0	1-8/0	2-28/1	
Moore, Alonzo WR	20-375/2	3-92/1	3-109/1	3-37/0	3-72/0	DNP	-	1-14/0	-	-	3-36/0	4-15/0	DNP	
Reilly, Brandon WR	17-314/0	DNP	2-52/0	DNP	1-35/0	1-10/0	2-60/0	4-73/0	2-19/0	-	-	4-49/0	1-16/0	
Pierson-El, De'Mornay WR	15-205/1	-	1-9/0	1-11/0	3-31/0	1-10/0	-	3-69/1	1-14/0	-	3-35/0	1-10/0	1-16/0	
Carter, Cethan TE	17-156/1	-	2-20/0	5-48/0	2-31/1	1-2/0	DNP	DNP	DNP	2-19/0	3-15/0	1-14/0	1-7/0	
Newby, Terrell RB	16-138/1	-	4-27/0	-	2-14/0	2-26/0	1-1/0	2-21/0	1-0/0	-	1-31/1	2-16/0	1-2/0	
Ozigbo, Devine RB	4-89/0	1-5/0	1-39/0	1-8/0	-	1-37/0	-	-	-	-	DNP	DNP	-	
Cotton, Sam TE	8-87/0	-	-	-	1-11/0	1-12/0	3-37/0	3-27/0	-	-	-	-	-	
Bryant, Tre RB	8-56/1	-	1--1/0	-	-	-	-	1-1/0	-	-	1-35/1	1-13/0	4-8/0	
Reimers, Bryan WR	3-49/1	-	-	1-22/1	-	-	1-17/0	-	-	-	-	1-10/0	DNP	
Rahn, Gabe WR	1-35/1	-	1-35/1	DNP	DNP	-	DNP	DNP	DNP	-	DNP	DNP	-	
Wilbon, Mikale RB	4-34/0	-	DNP	-	1-6/0	1-13/0	DNP	1-4/0	-	-	1-11/0	-	DNP	
Foster, Trey TE	1-6/1	-	-	-	-	1-6/1	-	-	-	-	-	-	DNP	

PASSING	Att	Comp	Int	Pct	Yards	TD	Long	Sack	Yds	Effic
Tommy Armstrong Jr.	Att	Comp	Int	Pct	Yards	TD	Long	Sack	Yds	Effic
Fresno State	10	5	0	50.0	108	1	57	0	0	173.7
Wyoming	34	20	1	58.8	377	3	63	2	19	175.2
Oregon	33	17	0	51.5	200	3	22	1	4	132.4
Northwestern	29	18	0	62.1	246	1	59	0	0	144.7
Illinois	23	16	1	69.6	220	1	37	0	0	155.6
Indiana	26	10	2	38.5	208	1	72	1	13	103.0
Purdue	31	17	1	54.8	252	1	40	1	14	127.3
Wisconsin	31	12	2	38.7	153	0	36	1	8	67.3
Ohio State	15	4	1	26.7	74	0	32	0	0	54.8
Minnesota	27	19	0	70.4	217	2	35	0	0	162.3
Iowa	35	13	0	37.1	125	1	19	0	0	76.6
TOTALS	294	151	8	51.4	2180	14	72	6	58	123.9

Fyfe, Ryker	Att	Comp	Int	Pct	Yards	TD	Long	Sack	Yds	Effic
Fresno State	3	1	0	33.3	6	0	6	0	0	50.1
Wyoming	1	1	0	100.0	35	1	35	0	0	724.0
Oregon	1	0	0	0.0	0	0	0	0	0	0.0
Ohio State	18	5	1	27.8	52	0	18	0	0	40.9
Minnesota	1	0	0	0.0	0	0	0	1	6	0.0
Maryland	37	23	0	62.2	220	1	26	3	25	121.0
TOTALS	61	30	1	49.2	313	2	35	4	31	99.8

PUNT RETURNS	NO-YDS	FS	WYO	ORE	NW	ILL	IND	PUR	WIS	OSU	MINN	MD	IOWA	BOWL
Pierson-El, De'Mornay	23-168	-	-	3-42	-	3-42	4-25	1-0	4-36	-	3--1	2-16	3-8	

KICK RETURNS	NO-YDS	FS	WYO	ORE	NW	ILL	IND	PUR	WIS	OSU	MINN	MD	IOWA	BOWL
Bryant, Tre	23-508	1-32	2-41	1-19	1-21	1-30	3-62	1-59	2-34	7-124	1-20	2-37	1-29	
Nelson, Jordan	6-142	-	1-45	1-21	-	1-24	-	-	-	-	-	-	3-52	
McNitt, Luke	1-9	-	-	-	-	-	-	-	-	1-9	-	-	-	

Defense Game By Game

TOTAL TACKLES	UA-A	TOT	FS	WYO	ORE	NW	ILL	IND	PUR	WIS	OSU	MINN	MD	IOWA
Banderas, Josh	38-51	89	1-1	2-5	2-3	2-2	1-0	8-3	5-8	4-4	2-7	6-5	0-9	5-4
Gerry, Nathan	47-27	74	DNP	4-3	4-5	5-3	3-2	6-2	2-4	7-0	9-0	1-4	2-2	4-2
Williams, Kieron	41-24	65	6-4	4-1	3-4	5-3	0-3	10-0	2-2	2-0	3-1	1-4	3-1	2-1
Rose-Ivey, Michael	27-37	64	0-1	2-3	4-2	0-2	1-5	1-3	1-3	6-2	4-4	0-4	3-3	5-5
Kalu, Joshua	41-17	58	6-1	1-2	1-0	5-2	3-1	7-0	2-2	4-2	7-2	1-2	4-1	0-2
Williams, Aaron	27-28	55	3-2	-	0-4	5-2	0-3	2-0	1-2	4-1	3-5	5-6	3-1	1-2
Young II, Dedrick	32-23	55	5-1	2-2	2-2	6-1	2-4	3-1	5-6	3-0	1-2	0-1	DNP	3-3
Dzuris, Ross	20-23	43	3-1	1-3	3-2	1-2	2-1	2-0	1-2	-	2-1	0-4	1-1	4-6
Maurice, Kevin	15-20	35	0-2	0-1	0-1	3-0	1-1	3-1	1-1	0-3	1-1	1-7	-	5-2
Jones, Chris	30-3	33	1-0	1-0	5-1	3-0	2-0	2-0	2-1	5-0	5-0	4-0	0-1	-
Akinmoladun, Freedom	12-16	28	0-1	0-1	4-1	1-1	1-0	1-0	0-2	-	0-5	2-2	2-3	1-0
Stoltenberg, Mick	9-16	25	1-1	DNP	0-1	1-1	0-2	-	1-2	2-4	0-1	2-2	0-2	2-0
Davis, Carlos	11-11	22	0-1	2-3	-	0-1	1-0	1-0	1-0	1-0	0-2	0-2	1-0	4-2
Newby, Marcus	7-11	18	1-2	1-3	1-2	-	-	1-0	0-2	1-0	1-1	0-1	1-0	-
Reed, Antonio	11-6	17	DNP	-	2-0	2-1	1-1	-	1-1	-	1-1	0-1	1-1	3-0
Weber, Chris	5-11	16	1-2	1-2	-	2-0	-	-	-	-	1-4	0-1	0-2	-
McNitt, Luke	6-4	10	2-0	0-1	1-0	1-0	0-1	1-0	-	-	1-0	-	0-1	0-1
Simpson, Brad	3-6	9	-	0-1	0-1	-	0-1	1-0	-	-	-	0-1	2-1	0-1
Jackson, Lamar	7-2	9	5-1	-	-	1-0	-	-	-	-	-	0-1	1-0	DNP
Joseph, Boaz	2-6	8	-	0-1	0-1	-	-	-	0-1	1-1	1-1	-	0-1	DNP
Barry, Mohamed	0-6	6	0-1	0-1	0-1	-	-	-	0-1	-	-	0-1	0-1	-
Domann, JoJo	4-2	6	1-0	-	0-1	1-0	-	1-0	-	1-0	-	-	-	0-1
Davis, Khalil	4-1	5	0-1	2-0	-	-	DNP	-	-	-	1-0	-	-	1-0
Hahn, Sam	2-1	3	1-0	-	-	-	-	1-0	-	0-1	-	-	-	-
Neal, DaiShon	1-1	2	-	-	-	0-1	DNP	-	-	-	1-0	DNP	DNP	DNP
King, Sedrick	0-2	2	0-1	0-1	DNP	-	DNP	-	-	DNP	-	DNP	-	DNP
Natter, A.J.	1-1	2	1-0	-	-	DNP	DNP	DNP	DNP	-	-	DNP	0-1	DNP
Nabity, Graham	1-1	2	1-0	-	-	-	0-1	-	-	-	-	DNP	-	-
Reilly, Brandon	2-0	2	DNP	-	DNP	-	1-0	-	1-0	-	-	-	-	-
Lightbourn, Caleb	2-0	2	-	1-0	-	-	DNP	1-0	-	-	-	-	-	-
Davis, Alex	0-2	2	0-1	-	-	-	DNP	-	-	-	0-1	-	-	DNP
Carter, Cethan	1-0	1	-	1-0	-	-	-	DNP	DNP	DNP	-	-	-	-
Gifford, Luke	0-1	1	-	-	-	DNP	DNP	DNP	DNP	DNP	0-1	DNP	DNP	DNP
Pierson-El, De'Mornay	1-0	1	-	-	1-0	-	-	-	-	-	-	-	-	-
Lee Jr., Eric	0-1	1	-	-	-	-	-	DNP	DNP	DNP	0-1	-	DNP	DNP
Cotton, Sam	1-0	1	-	-	-	-	-	-	-	1-0	-	-	-	-
Ketter, Connor	0-1	1	-	-	-	-	-	-	-	-	DNP	0-1	DNP	DNP
Brown, Drew	1-0	1	-	-	-	-	-	-	-	-	-	-	1-0	-
Taylor, Adam	1-0	1	-	-	1-0	-	DNP	DNP	DNP	DNP	DNP	DNP	DNP	DNP
Rath, Logan	1-0	1	DNP	-	DNP	DNP	-	-	-	-	1-0	-	-	DNP
Bailey, Christian	1-0	1	-	-	-	-	-	-	-	-	-	-	-	1-0
Anderson, Avery	0-1	1	-	-	DNP	DNP	DNP	DNP	DNP	DNP	0-1	DNP	DNP	DNP
Zlab, Tanner	1-0	1	DNP	DNP	DNP	DNP	DNP	DNP	DNP	DNP	DNP	DNP	1-0	DNP
Nelson, Jordan	0-1	1	0-1	-	-	-	-	-	-	-	-	-	-	-



Defense Game By Game

TACKLES FOR LOSS	UA-A	TOT	FS	WYO	ORE	NW	ILL	IND	PUR	WIS	OSU	MINN	MD	IOWA	BOWL
Dzuris, Ross	8-2	10	3-6	2-5	1-5	-	1-1	-	1-7	-	-	-	2-7	-	
Rose-Ivey, Michael	3-5	8	-	1-4	1-3	1-0	1-1	1-0	-	-	1-1	-	1-3	1-5	
Banderas, Josh	2-6	8	-	-	1-1	-	-	1-1	1-1	-	-	2-2	1-1	2-7	
Gerry, Nathan	4-3	7	DNP	1-1	2-2	2-2	-	2-2	-	-	-	-	-	-	
Maurice, Kevin	4-2	6	-	-	-	2-12	1-2	-	1-8	-	-	1-1	-	1-3	
Williams, Aaron	3-2	5	1-1	-	-	1-2	-	1-13	-	-	-	1-0	1-5	-	
Akinmoladun, Freedom	5-0	5	-	-	1-4	-	1-9	-	-	-	-	1-2	2-15	-	
Davis, Carlos	3-1	4	-	-	-	-	1-1	-	1-17	1-7	-	1-0	-	-	
Young II, Dedrick	2-2	4	-	-	-	1-1	-	2-3	-	1-1	-	-	DNP	-	
Stoltenberg, Mick	2-1	3	-	DNP	-	2-3	-	-	-	1-3	-	-	-	-	
Jones, Chris	3-0	3	-	-	-	2-3	-	-	-	-	1-2	-	-	-	
Williams, Kieron	1-2	3	1-0	-	-	-	-	1-1	1-1	-	-	-	-	-	
Newby, Marcus	3-0	3	-	-	-	-	-	1-8	-	1-1	-	-	1-8	-	
Kalu, Joshua	2-0	2	1-6	-	-	-	-	-	-	-	-	1-1	-	-	
Davis, Khalil	2-0	2	-	2-4	-	-	DNP	-	-	-	-	-	-	-	
Jackson, Lamar	2-0	2	2-14	-	-	-	-	-	-	-	-	-	-	DNP	
Lee Jr, Eric	0-1	1	-	-	-	-	-	DNP	DNP	DNP	1-1	-	DNP	DNP	
Weber, Chris	0-1	1	-	-	-	-	-	-	-	-	1-1	-	-	-	

SACKS	UA-A	TOT	FS	WYO	ORE	NW	ILL	IND	PUR	WIS	OSU	MINN	MD	IOWA	BOWL
Dzuris, Ross	5-1	5.5	2.0-4	0.5-3	1.0-5	-	-	-	1.0-7	-	-	-	1.0-7	-	
Dzuris, Ross DE	5-1	5.5	2.0-4	0.5-3	1.0-5	-	-	-	1.0-7	-	-	-	1.0-7	-	
Maurice, Kevin DT	4-0	4.0	-	-	-	2.0-12	-	-	1.0-8	-	-	-	-	1.0-3	
Akinmoladun, F. DE	4-0	4.0	-	-	1.0-4	-	1.0-9	-	-	-	-	-	2.0-15	-	
Newby, Marcus LB	2-0	2.0	-	-	-	-	-	1.0-8	-	-	-	-	1.0-8	-	
Williams, Aaron	2-0	2.0	-	-	-	-	-	1.0-13	-	-	-	-	1.0-5	-	
Davis, Carlos DT	2-0	2.0	-	-	-	-	-	1.0-17	1.0-7	-	-	-	-	-	
Stoltenberg, M. DT	1-1	1.5	-	DNP	-	0.5-2	-	-	1.0-3	-	-	-	-	-	
Rose-Ivey, M. LB	0-2	1.0	-	0.5-4	-	-	-	-	-	-	-	-	-	0.5-5	
Jones, Chris DB	1-0	1.0	-	-	-	1.0-2	-	-	-	-	-	-	-	-	
Young II, D. LB	1-0	1.0	-	-	-	-	-	1.0-3	-	-	-	-	DNP	-	
Jackson, Lamar DB	1-0	1.0	1.0-11	-	-	-	-	-	-	-	-	-	-	DNP	
Kalu, Joshua DB	1-0	1.0	1.0-6	-	-	-	-	-	-	-	-	-	-	-	
Banderas, Josh LB	0-1	0.5	-	-	-	-	-	-	-	-	-	-	-	0.5-5	
Gerry, Nathan	0-1	0.5	DNP	-	-	0.5-1	-	-	-	-	-	-	-	-	

INT RETURNS	NO-YDS	FS	WYO	ORE	NW	ILL	IND	PUR	WIS	OSU	MINN	MD	IOWA	BOWL
Williams, Kieron	5-44	1-8	1-23	-	-	-	-	2-1	-	-	1-12	-	-	
Gerry, Nathan	4-18	DNP	2-8	-	-	-	-	-	2-10	-	-	-	-	
Williams, Aaron	3-0	-	1-4	-	1-0	-	1-4	-	-	-	-	-	-	
Jones, Chris	3-60	1-0	1-27	-	-	-	1-33	-	-	-	-	-	-	
Kalu, Joshua	1-0	-	-	-	1-0	-	-	-	-	-	-	-	-	

FUMBLES RECOVERED	NO	FS	WYO	ORE	NW	ILL	IND	PUR	WIS	OSU	MINN	MD	IOWA	BOWL
Dzuris, Ross	1	-	1	-	-	-	-	-	-	-	-	-	-	
McNitt, Luke	1	-	-	-	-	-	-	-	-	1	-	-	-	

FORCED FUMBLES	NO	FS	WYO	ORE	NW	ILL	IND	PUR	WIS	OSU	MINN	MD	IOWA	BOWL
Newby, Marcus	1	-	-	-	-	-	-	-	-	-	-	1	-	
Young II, Dedrick	1	-	1	-	-	-	-	-	-	-	-	DNP	-	
Akinmoladun, Freedom	1	-	-	1	-	-	-	-	-	-	-	-	-	

FUMBLE RETURNS	NO-YDS	FS	WYO	ORE	NW	ILL	IND	PUR	WIS	OSU	MINN	MD	IOWA	BOWL
Dzuris, Ross	1-9	-	1-9	-	-	-	-	-	-	-	-	-	-	

Nebraska Team Game By Game

		[--RUSHING--]				[--RECEIVING--]				[-----PASSING-----]				[--KICK RET--]				[--PUNT RET--]				TOTAL		
DATE	OPPONENT	NO.	YDS	TD	LG	NO.	YDS	TD	LG	CMP	ATT	INT	YDS	TD	LG	NO	YDS	TD	LG	NO	YDS	TD	LG	OFF.
Sept. 3, 2016	Fresno State	51	292	5	24	6	114	1	57	6-13-0	114	1	57	1	32	0	32	0	0	0	0	0	0	406
Sept. 10, 2016	Wyoming	43	138	2	12	21	412	4	63	21-35-1	412	4	63	3	86	0	45	0	0	0	0	0	0	550
Sept. 17, 2016	Oregon	47	228	2	34	17	200	3	22	17-35-0	200	3	22	2	40	0	21	3	42	0	45	428		
Sept. 24, 2016	at Northwestern	47	310	2	49	18	246	1	59	18-29-0	246	1	59	1	21	0	21	0	0	0	0	0	0	556
Oct. 1, 2016	Illinois	49	203	3	63	16	220	1	37	16-23-1	220	1	37	2	54	0	30	3	42	0	27	423		
Oct. 15, 2016	at Indiana	45	152	1	18	10	208	1	72	10-26-2	208	1	72	3	62	0	24	4	25	0	15	360		
Oct. 22, 2016	Purdue	37	157	2	25	17	252	1	40	17-31-1	252	1	40	1	59	0	59	1	0	0	0	0	409	
Oct. 29, 2016	at Wisconsin	44	152	2	19	12	153	0	36	12-31-2	153	0	36	2	34	0	19	4	36	0	15	305		
Nov. 5, 2016	at Ohio State	24	78	0	17	9	126	0	32	9-33-2	126	0	32	8	133	0	24	0	0	0	0	0	204	
Nov. 12, 2016	Minnesota	32	157	1	25	19	217	2	35	19-28-0	217	2	35	1	20	0	20	3	-1	0	7	374		
Nov. 19, 2016	Maryland	45	181	3	22	23	220	1	26	23-37-0	220	1	26	2	37	0	24	2	16	0	13	401		
Nov. 25, 2016	at Iowa	31	90	0	11	14	127	1	19	14-37-0	127	1	19	4	81	0	29	3	8	0	4	217		
	Totals	495	2138	23	63	182	2495	16	72	182-358-9	2495	16	72	30	659	0	59	23	168	0	45	4633		
	Opponent	395	1692	18	75	231	2515	15	92	231-384-16	2515	15	92	35	767	0	39	20	223	0	44	4207		

		-----TACKLES-----				-SACKS-		-FUMBLE-			PASS	BLKD	-KICKS-----XPTS-				
DATE	OPPONENT	SOLOAST	TOTAL	TFL-YDS	NO-YDS	FF	FR-YDS	INT-YDS	QBH	BRK	KICK	ATT-MAD	RUN	RCV	SAF	PTS	
Sept. 3, 2016	Fresno State	39	26	65	7.0-27	4.0-21	0	0-0	2-8	5	3	0	5-5	1	0	0	43
Sept. 10, 2016	Wyoming	25	34	59	5.0-14	1.0-7	1	1-9	5-62	5	3	0	7-7	0	0	0	52
Sept. 17, 2016	Oregon	34	32	66	5.0-15	2.0-9	1	0-0	0-0	0	3	0	5-5	0	0	0	35
Sept. 24, 2016	at Northwestern	44	22	66	9.0-23	4.0-17	0	0-0	2-0	2	6	0	3-3	0	0	0	24
Oct. 1, 2016	Illinois	19	26	45	4.0-14	1.0-9	0	0-0	0-0	3	3	0	4-4	0	0	0	31
Oct. 15, 2016	at Indiana	52	10	62	7.0-28	3.0-24	0	0-0	2-29	2	3	0	3-3	0	0	0	27
Oct. 22, 2016	Purdue	26	40	66	4.0-34	3.0-32	0	0-0	2-1	3	6	0	3-3	0	0	0	27
Oct. 29, 2016	at Wisconsin	42	18	60	4.0-12	2.0-10	0	0-0	2-10	1	2	0	2-2	0	0	0	17
Nov. 5, 2016	at Ohio State	45	42	87	3.0-5	0.0-0	0	1-0	0-0	0	2	0	0-0	0	0	0	3
Nov. 12, 2016	Minnesota	23	50	48.0	5.0-6	0.0-0	0	0-0	1-12	1	3	0	3-3	0	0	0	2
Nov. 19, 2016	Maryland	26	32	42.0	7.0-39	5.0-35	1	0-0	0-0	4	7	0	4-4	0	0	0	28
Nov. 25, 2016	at Iowa	41	32	73	3.0-15	2.0-13	0	0-0	0-0	3	0	1	1-1	0	0	0	10
	Totals	416	364	780	63.0-232	27.0-177	3	2-9	16-122	29	41	1	40-40	1	0	0	321
	Opponent	460	416	876	58.0-212	11.0-99	3	4-34	9-153	20	55	4	29-26	1	0	1	273

DATE	OPPONENT	-----PUNTING-----								--FIELD GOALS--			-----KICKOFFS-----					
		NO	YDS	AVG	LONG	BLKD	TB	FC	50+	I20	ATT-MADE	LG	BLKD	NO	YDS	AVG	TB	OB
Sept. 3, 2016	Fresno State	5	145	29.0	43	1	0	2	0	0	0-0	0	0	7	444	63.4	2	0
Sept. 10, 2016	Wyoming	3	94	31.3	44	0	0	1	0	1	1-1	29	0	9	582	64.7	7	0
Sept. 17, 2016	Oregon	5	236	47.2	58	0	0	0	1	3	0-0	0	0	6	377	62.8	2	0
Sept. 24, 2016	at Northwestern	5	193	38.6	47	0	2	0	0	1	1-1	23	0	5	318	63.6	2	0
Oct. 1, 2016	Illinois	0	0	0.0	0	0	0	0	0	0	2-1	29	0	6	384	64.0	4	0
Oct. 15, 2016	at Indiana	6	189	31.5	45	1	1	3	0	2	2-2	40	0	7	461	65.9	3	0
Oct. 22, 2016	Purdue	5	200	40.0	56	1	0	0	1	3	3-2	51	0	6	395	65.8	4	0
Oct. 29, 2016	at Wisconsin	7	291	41.6	51	0	1	3	1	3	1-1	35	0	4	255	63.8	2	0
Nov. 5, 2016	at Ohio State	6	251	41.8	53	0	0	1	3	3	1-1	20	0	2	126	63.0	1	0
Nov. 12, 2016	Minnesota	4	122	30.5	44	0	0	1	0	0	1-1	46	0	5	317	63.4	3	0
Nov. 19, 2016	Maryland	5	222	44.4	54	0	1	0	2	3	1-0	0	1	5	307	61.4	0	0
Nov. 25, 2016	at Iowa	10	364	36.4	47	0	0	2	0	1	1-1	35	0	3	184	61.3	0	0
	Totals	61	2307	37.8	58	3	5	13	8	20	14-11	51	1	65	4150	63.8	30	0
	Opponent	60	2415	40.2	57	0	3	17	8	18	16-11	45	0	54	3365	62.3	19	5

Opponent Team Game By Game

DATE	OPPONENT	--RUSHING--				--RECEIVING--				-----PASSING-----				--KICK RET--				--PUNT RET--				TOTAL	
		NO	YDS	TD	LG	NO	YDS	TD	LG	CMP	ATT	INT	YDS	TD	LG	NO	YDS	TD	LG	NO	YDS	TD	LG
Sept. 3, 2016	Fresno State	26	31	0	19	24	243	1	32	24-43-2	243	1	32	5	102	0	32	2	17	0	15	274	
Sept. 10, 2016	Wyoming	31	131	1	42	16	189	1	35	16-32-5	189	1	35	2	40	0	24	1	25	0	25	320	
Sept. 17, 2016	Oregon	47	336	5	50	14	146	0	25	14-23-0	146	0	25	4	70	0	20	1	5	0	5	482	
Sept. 24, 2016	at Northwestern	32	137	1	42	25	251	1	24	25-38-2	251	1	24	3	84	0	35	1	5	0	5	388	
Oct. 1, 2016	Illinois	21	124	1	31	14	146	0	26	14-23-0	146	0	26	2	38	0	25	0	0	0	0	270	
Oct. 15, 2016	at Indiana	30	88	1	33	24	245	1	36	24-39-2	245	1	36	4	76	0	21	2	48	0	39	333	
Oct. 22, 2016	Purdue	22	24	0	9	25	309	2	88	25-45-2	309	2	88	2	41	0	22	1	4	0	4	333	
Oct. 29, 2016	at Wisconsin	38	223	2	41	14	114	1	30	14-23-2	114	1	30	2	45	0	25	1	24	0	24	337	
Nov. 5, 2016	at Ohio State	42	238	2	24	32	352	4	75	32-44-0	352	4	75	1	39	0	39	3	8	0	15	590	
Nov. 12, 2016	Minnesota	34	85	2	31	18	180	0	29	18-28-1	180	0	29	2	30	0	16	0	0	0	0	265	
Nov. 19, 2016	Maryland	25	11	0	11	15	196	1	92	15-31-0	196	1	92	5	122	0	32	2	5	0	7	207	
Nov. 25, 2016	at Iowa	47	264	3	75	10	144	3	77	10-15-0	144	3	77	3	80	0	28	6	82	0	44	408	
	Opponent totals	395	1692	18	75	231	2515	15	92	231-384-16	2515	15	92	35	767	0	39	20	223	0	44	4207	
	Nebraska	495	2138	23	63	182	2495	16	72	182-358-9	2495	16	72	30	659	0	59	23	168	0	45	4633	

DATE	OPPONENT	-----TACKLES-----				-SACKS-		-FUMBLE-		PASS	BLKD	-KICKS-----XPTS-					
		SOLOAST	TOTAL	TFL-YDS	NO-YDS	FF	FR-YDS	INT-YDS	QBH	BRK	KICK	ATT-MAD	RUN	RCV	SAF	PTS	
Sept. 3, 2016	Fresno State	29	42	71	1.0-7	0.0-0	0	0-0	0-0	0	2	1	1-1	0	0	0	10
Sept. 10, 2016	Wyoming	39	36	75	5.0-25	2.0-19	1	0-0	1-13	1	4	0	2-2	0	0	0	17
Sept. 17, 2016	Oregon	42	38	80	5.0-19	1.0-4	0	1-34	0-0	1	5	0	0-0	1	0	0	32
Sept. 24, 2016	at Northwestern	42	34	76	6.0-17	0.0-0	1	2-0	0-0	2	2	0	2-1	0	0	0	13
Oct. 1, 2016	Illinois	32	60	92	5.0-14	0.0-0	1	1-0	1-24	2	1	0	1-1	0	0	0	16
Oct. 15, 2016	at Indiana	50	18	68	6.0-21	1.0-13	0	0-0	2-4	2	7	1	2-2	0	0	1	22
Oct. 22, 2016	Purdue	38	28	66	9.0-29	1.0-14	0	0-0	1-23	0	1	1	2-2	0	0	0	14
Oct. 29, 2016	at Wisconsin	46	30	76	3.0-10	1.0-8	0	0-0	2-5	1	10	0	3-2	0	0	0	23
Nov. 5, 2016	at Ohio State	26	30	56	5.0-11	0.0-0	0	0-0	2-84	3	10	0	8-8	0	0	0	62
Nov. 12, 2016	Minnesota	34	30	49.0	3.0-9	1.0-6	0	0-0	0-0	2	4	0	2-2	0	0	0	17
Nov. 19, 2016	Maryland	46	42	67.0	8.0-39	3.0-25	0	0-0	0-0	3	1	1	1-1	0	0	0	7
Nov. 25, 2016	at Iowa	36	28	64	2.0-11	1.0-10	0	0-0	0-0	3	8	0	5-4	0	0	0	40
Opponent totals		460	416	876	58.0-212	11.0-99	3	4-34	9-153	20	55	4	29-26	1	0	1	273
Nebraska		416	364	780	63.0-232	27.0-177	3	2-9	16-122	29	41	1	40-40	1	0	0	321

Team Comparison

OPPONENT	SCORE	1ST DNS (RUN/PASS/PEN.)	RUSHING	PASSING	PASS YDS	TOTAL OFFENSE	RET YDS	T/O
FRESNO STATE	43-10	20/17 (15/2; 4/12; 1/3)	51-292/26-31	6-13-0/24-43-2	114/243	64-406/69-274	40/119	0/2
WYOMING	52-17	25/16 (5/5; 17/8; 3/3)	43-138/31-131	21-35-1/16-32-5	412/189	78-550/63-320	157/78	1/6
OREGON	35-32	26/20 (12/14; 10/5; 4/1)	47-228/47-336	17-35-0/14-23-0	200/146	82-428/70-482	82/109	1/0
at Northwestern	24-13	26/23 (12/9; 12/12; 2/2)	47-310/32-137	18-29-0/25-38-2	246/251	76-556/70-388	21/89	2/2
ILLINOIS	31-16	23/12 (9/4; 12/7; 2/1)	49-203/21-124	16-23-1/14-23-0	220/146	72-423/44-270	96/62	2/0
Indiana	27-22	17/18 (9/4; 8/12; 0/2)	45-152/30-88	10-26-2/24-39-2	208/245	71-360/69-333	116/128	2/2
PURDUE	27-14	22/13 (10/4; 11/9; 1/0)	37-157/22-24	17-31-1/25-45-2	252/309	68-409/67-333	60/68	1/2
Wisconsin	17-23	16/16 (7/9; 9/7; 0/0)	44-152/38-223	12-31-2/14-23-2	153/114	75-305/61-337	80/74	2/2
Ohio State	3-62	9/34 (2/15; 6/17; 1/2)	24-78/42-238	9-33-2/32-44-0	126/352	57-204/86-590	133/131	2/1
MINNESOTA	24-17	19/15 (9/4; 10/8; 0/3)	32-157/34-85	19-28-0/18-28-1	217/180	60-374/62-265	31/30	0/1
MARYLAND	28-7	28/9 (11/2; 13/7; 4/0)	45-181/25-11	23-37-0/15-31-0	220/196	82-401/56-207	53/127	0/0
Iowa	10-40	17/13 (6/7; 8/5; 3/1)	31-90/47-264	14-37-0/10-15-0	127/144	68-217/62-408	89/162	0/0
Totals	321-273	248/206 (107/79; 120/109; 21/18)	495-2138/395-1692	182-358-9/231-384-16	2495/2515	853-4633/779-4207	958/1177	13/18

Note: Game totals are displayed in the format TEAM/OPPONENT for each category

OPPONENT	3RD DOWN	4TH DOWN	TIME POSS	MARGIN	YDS/RUSH	YDS/PASS	YDS/PLAY	PUNTING	PENALTIES
FRESNO STATE	5-11/5-15	1-1/1-2	31:53/28:07	3:46	5.7/1.2	8.8/5.7	6.3/4.0	5-29.0/6-35.0	7-80/6-29
WYOMING	8-14/2-10	0-2/1-2	33:07/26:53	6:14	3.2/4.2	11.8/5.9	7.1/5.1	3-31.3/3-43.3	7-93/5-42
OREGON	5-13/5-14	2-3/2-3	35:05/24:55	10:10	4.9/7.1	5.7/6.3	5.2/6.9	5-47.2/6-36.8	7-55/13-126
at Northwestern	7-14/5-14	1-1/0-2	35:23/24:37	10:46	6.6/4.3	8.5/6.6	7.3/5.5	5-38.6/6-40.5	4-60/4-36
ILLINOIS	10-14/2-9	1-1/0-1	38:01/21:59	16:02	4.1/5.9	9.6/6.3	5.9/6.1	0-0.0/4-41.5	3-35/7-48
Indiana	5-15/5-15	1-1/0-2	32:56/27:04	5:52	3.4/2.9	8.0/6.3	5.1/4.8	6-31.5/6-40.3	9-53/1-10
PURDUE	7-15/6-16	0-0/2-5	33:19/26:41	6:38	4.2/1.1	8.1/6.9	6.0/5.0	5-40.0/5-44.6	7-67/4-32
Wisconsin	9-18/5-13	0-1/0-0	32:23/27:37	4:46	3.5/5.9	4.9/5.0	4.1/5.5	7-41.6/6-38.3	2-10/1-5
Ohio State	5-16/11-15	0-2/1-1	22:42/37:18	-14:36	3.2/5.7	3.8/8.0	3.6/6.9	6-41.8/0-0.0	4-43/4-35
MINNESOTA	7-15/8-16	2-2/1-1	29:06/30:54	-1:48	4.9/2.5	7.8/6.4	6.2/4.3	4-30.5/5-44.2	8-81/2-15
MARYLAND	8-17/4-15	2-3/1-3	39:00/21:00	18:00	4.0/0.4	5.9/6.3	4.9/3.7	5-44.4/8-40.4	2-20/5-65
Iowa	5-18/3-13	2-2/3-3	26:52/33:08	-6:16	2.9/5.6	3.4/9.6	3.2/6.6	10-36.4/5-41.2	8-57/7-70
Totals	81-180/61-165	12-19/12-25	389:39/330:21	59:18	4.3/4.3	7.0/6.5	5.4/5.4	61-37.8/60-40.2	654/513

Note: Game totals are displayed in the format TEAM/OPPONENT for each category

Nebraska Red Zone Chart

NEBRASKA INSIDE OPPONENT RED-ZONE																	
DATE	OPPONENT	SCORE	TIMES IN RZ	TIMES SCORED	PTS	TOTAL TDS	RUSH TDS	PASS TDS	FGS MADE	----- FAILED TO SCORE INSIDE RZ -----							GAME
		FGA	DOWN	INT	FUMB	HALF											
Sept. 3	Fresno State	W, 43-10	5	5	36	5	5	0	0	0	0	0	0	0	0	0	0
Sept. 10	Wyoming	W, 52-17	6	4	24	3	2	1	1	0	1	1	0	0	0	0	0
Sept. 17	Oregon	W, 35-32	3	2	14	2	1	1	0	0	0	0	1	0	0	0	0
* Sept. 24	at Northwestern	W, 24-13	5	4	24	3	2	1	1	0	0	0	0	1	0	0	0
* Oct. 1	Illinois	W, 31-16	5	4	24	3	2	1	1	0	0	0	0	1	0	0	0
* Oct. 15	at Indiana	W, 27-22	2	2	10	1	1	0	1	0	0	0	0	0	0	0	0
* Oct. 22	Purdue	W, 27-14	3	3	13	1	1	0	2	0	0	0	0	0	0	0	0
* Oct. 29	at Wisconsin	L, 17-23	4	3	17	2	2	0	1	0	0	0	0	0	0	1	0
* Nov. 5	at Ohio State	L, 3-62	3	1	3	0	0	0	1	0	2	0	0	0	0	0	0
* Nov. 12	Minnesota	W, 24-17	1	1	7	1	1	0	0	0	0	0	0	0	0	0	0
* Nov. 19	Maryland	W, 28-7	5	4	28	4	3	1	0	1	0	0	0	0	0	0	0
* Nov. 25	at Iowa	L, 10-40	2	2	10	1	0	1	1	0	0	0	0	0	0	0	0
Totals			43	35	210	26	20	6	9	1	3	1	3	0	0	0	0
35 of 43 (81.4%)																	

OPPONENT INSIDE NEBRASKA RED-ZONE																	
DATE	OPPONENT	SCORE	TIMES IN RZ	TIMES SCORED	PTS	TOTAL TDS	RUSH TDS	PASS TDS	FGS MADE	----- FAILED TO SCORE INSIDE RZ -----					HALF	GAME	
										FGA	DOWN	INT	FUMB				
Sept. 3	Fresno State	W, 43-10	4	2	10	1	0	1	1	1	0	1	0	0	0		
Sept. 10	Wyoming	W, 52-17	2	2	10	1	1	0	1	0	0	0	0	0	0		
Sept. 17	Oregon	W, 35-32	3	3	20	3	3	0	0	0	0	0	0	0	0		
* Sept. 24	at Northwestern	W, 24-13	1	0	0	0	0	0	0	1	0	0	0	0	0		
* Oct. 1	Illinois	W, 31-16	2	2	6	0	0	0	2	0	0	0	0	0	0		
* Oct. 15	at Indiana	W, 27-22	2	2	10	1	0	1	1	0	0	0	0	0	0		
* Oct. 22	Purdue	W, 27-14	1	1	7	1	0	1	0	0	0	0	0	0	0		
* Oct. 29	at Wisconsin	L, 17-23	1	1	7	1	0	1	0	0	0	0	0	0	0		
* Nov. 5	at Ohio State	L, 3-62	6	6	34	4	1	3	2	0	0	0	0	0	0		
* Nov. 12	Minnesota	W, 24-17	3	2	14	2	2	0	0	0	0	1	0	0	0		
* Nov. 19	Maryland	W, 28-7	0	0	0	0	0	0	0	0	0	0	0	0	0		
* Nov. 25	at Iowa	L, 10-40	4	4	27	4	2	2	0	0	0	0	0	0	0		
Totals			30	26	151	19	10	9	7	2	0	2	0	0	0		
26 of 30 (86.7%)																	

LONG SEASON PLAYS (20 OR MORE YARDS)

	Husker Long Plays				Opponent Long Plays			
	Rush	Pass	Ret.	Total	Rush	Pass	Ret.	Total
Fresno State	1	2	1	4	0	2	3	5
Wyoming	0	7	4	11	3	2	0	5
Oregon	1	4	2	7	5	3	3	11
Northwestern	4	3	1	8	1	2	3	6
Illinois	1	4	3	8	2	2	2	6
Indiana	0	2	3	5	1	3	3	7
Purdue	4	5	1	10	0	3	2	5
Wisconsin	0	2	0	2	3	1	3	7
Ohio State	0	2	4	6	3	3	3	9
Minnesota	2	3	1	6	1	2	0	3
Maryland	2	3	1	6	0	1	4	5
Iowa	0	0	1	1	2	1	5	8
Totals	15	37	22	74	21	25	31	77

DRIVE SUPERLATIVES

	Nebraska	Opponent
Most Yards (Result)	97 vs. Wyoming (TD)	98 vs. Purdue (TD); at Ohio State (TD)
Most Plays (Result)	18 vs. Illinois (TD)	15 at Ohio State (TD)
Most Time (Result)	10:42 vs. Illinois (TD)	8:10 at Iowa (TD)

NEBRASKA LONG PLAYS (74; 15 RUNS; 37 PASSES; 22 RETURNS)

Yards	Opponent	Play	Result
72	Indiana	Pass (Armstrong-Morgan)	Touchdown
63	Wyoming	Pass (Armstrong-Moore)	Touchdown
63	Illinois	Run (Newby)	Touchdown
59	Northwestern	Pass (Armstrong-Moore)	1st-Goal
59	Purdue	KOR (Bryant)	1st-10
57	Fresno State	Pass (Armstrong-Moore)	Touchdown
55	Wyoming	Pass (Armstrong-Westerkamp)	1st-10
49	Northwestern	Run (Newby)	Turnover
45	Wyoming	KOR (Nelson)	1st-10
45	Oregon	PR (Pierson-El)	1st-10
45	Indiana	Pass (Armstrong-Reilly)	1st-10
40	Purdue	Pass (Armstrong-Pierson-El)	Touchdown
39	Wyoming	Pass (Armstrong-Ozigbo)	1st-10
38	Wyoming	Pass (Armstrong-Reilly)	1st-Goal
37	Northwestern	Run (Armstrong)	1st-Goal
37	Northwestern	Pass (Armstrong-Reilly)	1st-Goal
37	Illinois	Pass (Armstrong-Ozigbo)	1st-10
36	Wisconsin	Pass (Armstrong-Westerkamp)	1st-Goal
35	Wyoming	Pass (Fyle-Rahn)	Touchdown
35	Minnesota	Pass (Armstrong-Bryant)	Touchdown
34	Oregon	Run (Armstrong)	Touchdown
34	Wyoming	Pass (Armstrong-Westerkamp)	Touchdown
32	Ohio State	Pass (Armstrong-Westerkamp)	1st-10
33	Indiana	IR (Jones)	Touchdown
32	Fresno State	KOR (Bryant)	1st-10
32	Northwestern	Run (Wilbon)	1st-10
31	Minnesota	Pass (Armstrong-Newby)	Touchdown
30	Illinois	KOR (Bryant)	1st-10
29	Iowa	KOR (Bryant)	1st-10
29	Minnesota	Pass (Armstrong-Pierson-El)	1st-10
28	Illinois	Pass (Armstrong-Westerkamp)	1st-10
28	Wyoming	Pass (Armstrong-Moore)	1st-10
28	Purdue	Pass (Armstrong-Reilly)	1st-10
28	Purdue	Pass (Armstrong-Morgan)	1st-10
27	Wyoming	IR (Jones)	1st-10
27	Northwestern	Pass (Armstrong-Carter)	1st-10
27	Illinois	PR (Pierson-El)	1st-10
26	Maryland	Pass (Fyle-Westerkamp)	1st-10
26	Maryland	Pass (Fyle-Westerkamp)	1st-10
26	Ohio State	Pass (Armstrong-Morgan)	1st-10
25	Purdue	Run (Newby)	1st-10
25	Wisconsin	Pass (Armstrong-Morgan)	1st-10
25	Minnesota	Run (Newby)	1st-10
24	Purdue	Pass (Armstrong-Reilly)	1st-10
24	Purdue	Run (Moore)	Touchdown
24	Fresno State	Run (Moore)	1st-10
24	Wyoming	KOR (Bryant)	1st-10
24	Indiana	KOR (Bryant)	1st-10
24	Illinois	KOR (Nelson)	1st-10
24	Ohio State	KOR (Bryant)	1st-10
24	Maryland	Pass (Fyle-Reilly)	1st-10
24	Maryland	KOR (Bryant)	1st-10
23	Fresno State	Pass (Armstrong-Moore)	1st-10
23	Wyoming	IR (K. Williams)	Touchdown
23	Purdue	Pass (Armstrong-Pierson-El)	1st-10
22	Purdue	Run (Armstrong)	Touchdown
22	Oregon	Pass (Armstrong-Westerkamp)	Touchdown
22	Oregon	Pass (Armstrong-Reimers)	Touchdown
22	Maryland	Run (Bryant)	1st-10
21	Maryland	Run (Fyle)	1st-10
21	Oregon	Pass (Armstrong-Carter)	1st-10
21	Indiana	KOR (Bryant)	1st-10
21	Oregon	KOR (Nelson)	1st-10
21	Northwestern	KOR (Bryant)	1st-10
21	Illinois	Pass (Armstrong-Westerkamp)	1st-10
21	Ohio State	KOR (Bryant)	1st-10
21	Ohio State	KOR (Bryant)	1st-10
21	Ohio State	KOR (Bryant)	1st-10
21	Illinois	Pass (Armstrong-Newby)	1st-Goal
21	Minnesota	Run (Armstrong)	1st-10
20	Minnesota	KOR (Bryant)	1st-10
20	Northwestern	Run (Armstrong)	1st-10
20	Oregon	Pass (Armstrong-Moore)	1st-10
20	Purdue	Run (Armstrong)	1st-10

OPPONENT LONG PLAYS (77; 21 RUNS; 25 PASSES; 31 RETURNS)

Yards	Opponent	Play	Result
92	Maryland	Pass (Bortenschlager-Moore)	Touchdown
88	Purdue	Pass (Blough-Yancey)	Touchdown
77	Iowa	Pass (Brithard-McCarron)	Touchdown
75	Iowa	Run (Wadley)	Touchdown
75	Ohio State	Pass (Barrett-Samuel)	Touchdown
56	Iowa	Run (Daniels)	1st-Goal
50	Oregon	Run (Griffin)	Touchdown
48	Ohio State	IR (Hooker)	Touchdown
46	Oregon	Run (Benoit)	1st-10
44	Purdue	Pass (Blough-Marshall)	1st-Goal
44	Iowa	PR (King)	1st-10
42	Wyoming	Run (Conway)	1st-10
42	Northwestern	Run (Thorson)	Touchdown
41	Oregon	Run (Benoit)	Touchdown
41	Wisconsin	Run (Clement)	1st-10
39	Ohio State	KOR (Campbell)	1st-10
39	Wisconsin	Run (Ogunbowale)	1st-10
39	Indiana	PR (Paige)	1st-10
36	Indiana	Pass (Lagow-Jones)	1st-Goal
36	Ohio State	IR (Webb)	Touchdown
35	Wyoming	Pass (Allen-Gentry)	Touchdown
35	Northwestern	KOR (Vault)	1st-10
34	Oregon	FR (Springs)	1st-10
33	Indiana	Run (Redding)	Touchdown
32	Fresno State	Pass (Kline-Peck)	1st-10
32	Fresno State	KOR (Potts)	1st-10
32	Maryland	KOR (Moore)	1st-10
31	Wyoming	Pass (Allen-Gentry)	1st-10
31	Illinois	Run (Foster)	Touchdown
31	Illinois	Run (Corbin)	1st-10
31	Minnesota	Run (Smith)	1st-10
30	Wisconsin	Pass (Hornibrook-Fumagalli)	1st-10
29	Minnesota	Pass (Leidner-Wolltarsky)	1st-10
29	Iowa	PR (McCarron)	1st-10
28	Iowa	KOR (King)	1st-10
28	Wyoming	Run (Conway)	1st-10
27	Northwestern	KOR (Nagell)	1st-10
27	Iowa	KOR (King)	1st-10
26	Illinois	Pass (Lunt-Echard)	1st-10
26	Ohio State	Pass (Burrow-Hill)	1st-10
26	Maryland	KOR (Moore)	1st-10
25	Illinois	Pass (Lunt-Turner)	1st-10
25	Illinois	KOR (Foster)	1st-10
25	Iowa	KOR (King)	1st-10
25	Oregon	Pass (Prukop-Nelson)	1st-10
25	Minnesota	Pass (Leidner-Johnson)	1st-10
25	Fresno State	Pass (Kline-Peck)	1st-10
25	Wisconsin	KOR (Ogunbowale)	1st-10
24	Wisconsin	PR (Clement)	1st-10
24	Illinois	IR (Mosley)	1st-10
24	Wyoming	Run (May)	1st-10
24	Indiana	Pass (Lagow-Paige)	1st-10
24	Northwestern	Pass (Thorson-Carr)	Touchdown
24	Ohio State	Run (Weber)	1st-Goal
24	Maryland	KOR (Moore)	1st-10
23	Maryland	KOR (Funk)	1st-10
23	Ohio State	Run (Weber)	Touchdown
23	Northwestern	Pass (Thorson-Carr)	1st-10
23	Oregon	Pass (Prukop-Stanford)	1st-Goal
23	Fresno State	KOR (Johnson)	1st-10
23	Purdue	IR (Herman)	1st-10
23	Purdue	Pass (Blough-Herdman)	1st-10
22	Purdue	KOR (Lankford-Johnson)	1st-10
22	Oregon	Run (Prukop)	1st-10
22	Northwestern	KOR (Vault)	1st-10
22	Indiana	Pass (Lagow-Jones)	1st-10
22	Ohio State	Pass (Barrett-Wilson)	1st-Goal
21	Indiana	KOR (Williams)	1st-10
21	Indiana	KOR (Williams)	1st-10
21	Oregon	Pass (Prukop-Nelson)	1st-10
21	Wisconsin	Run (Shaw)	Touchdown
20	Wisconsin	KOR (Ogunbowale)	1st-10
20	Fresno State	KOR (Johnson)	1st-10
20	Oregon	KOR (Nelson)	1st-10
20	Oregon	Run (Brooks-James)	Touchdown
20	Oregon	KOR (Nelson)	1st-10
20	Ohio State	Run (Barrett)	1st-10

GAME-OPENING DRIVES

Opponent	[---- Nebraska ----]			[---- Opponent ----]		
	Pts.	1st Dwn	Yds	Pts.	1st Dwn	Yds
Fresno State	0	0	7	0	3	46
Wyoming	0	2	19	0	0	7
Oregon	0	0	3	0	3	36
Northwestern	0	1	75	0	1	27
Illinois	7	5	75	0	1	19
Indiana	3	4	52	0	2	45
Purdue	7	1	22	0	0	0
Wisconsin	0	0	5	0	0	5
Ohio State	0	0	7	7	3	57
Minnesota	3	3	36	7	5	75
Maryland	7	3	72	0	3	79
Iowa	0	1	11	0	0	5

SECOND HALF-OPENING DRIVES

Opponent	[---- Nebraska ----]			[---- Opponent ----]		
	Pts.	1st Dwn	Yds	Pts.	1st Dwn	Yds
Fresno State	7	3	57	0	0	1
Wyoming	0	0	4	3	3	65
Oregon	7	4	75	0	0	3
Northwestern	7	3	80	0	3	40
Illinois	0	1	17	0	0	-4
Indiana	0	0	-1	0	1	9
Purdue	0	0	0	0	1	20
Wisconsin	0	0	2	7	5	73
Ohio State	0	0	7	7	1	75
Minnesota	7	5	79	0	1	13
Maryland	0	0	1	0	0	-11
Iowa	0	0	3	6	1	13

SCORING DRIVES

Game	Scoring Drives		[---Time---]		[--Plays--]		5 or less	1 or 0
	Drives	Total	Avg.	Total	Avg.			
Fresno State	6	21:11	3:31	46	7.67		2	0
Wyoming	8	16:37	2:04	39	4.88		4	3
Oregon	5	16:05	3:13	41	8.20		1	0
at Northwestern	4	14:38	3:39	34	8.50		1	0
Illinois	5	28:14	5:38	54	10.80		1	0
at Indiana	5	17:31	3:30	35	7.00		2	1
Purdue	5	16:41	3:20	34	6.80		4	1
at Wisconsin	3	14:03	4:41	31	10.33		0	0
at Ohio State	1	5:41	5:41	15	15.00		0	0
Minnesota	4	18:15	4:33	38	9.50		1	0
Maryland	4	19:19	4:49	44	11.00		0	0
Iowa	2	9:06	4:33	24	12.00		0	0
Season	52	197:21	3:47	435	8.37		16	5
Opponents	47	130:16	2:46	319	6.79		20	7

NEBRASKA SCORING DRIVES

Opponent	[-----Drive-----]					Play
	Plays	Yds	Time	Score	Qtr./Time	
Fresno State	13	80	6:25	7-0	1st/0:43	Ozigbo 1-yd. run
Fresno State	4	38	1:27	14-0	2nd/12:34	Ozigbo 6-yd. run
Fresno State	9	58	4:03	21-10	3rd/9:59	Armstrong 9-yd. run
Fresno State	2	62	14:51	28-10	4th/14:51	Moore 57-yd. pass from Armstrong
Fresno State	8	63	4:17	36-10	4th/9:50	Armstrong 4-yd. run
Fresno State	10	67	4:03	43-10	4th/4:20	Bryant 3-yd. run
Wyoming	7	97	3:05	7-0	1st/6:12	Armstrong 7-yd. run
Wyoming	9	52	3:38	10-0	2nd/9:03	Brown 29-yd. FG
Wyoming	5	52	0:44	17-0	2nd/5:57	Moore 63-yd. from Armstrong
Wyoming	0	0	0:00	24-10	3rd/4:48	K. Williams 23-yd. interception return
Wyoming	8	76	3:17	31-17	4th/13:11	Westerkamp 34-yd. pass from Armstrong
Wyoming	1	1	0:04	38-17	4th.12:59	Ozigbo 1-yd. run
Wyoming	10	53	4:48	45-17	4th/7:28	Westerkamp 9-yd. pass from Armstrong
Wyoming	1	35	0:09	52-17	4th/5:15	Rahn 35-yd. pass from Armstrong
Oregon	8	55	2:53	7-8	1st/2:05	Westerkamp 22-yd. pass from Armstrong
Oregon	5	19	0:29	14-20	2nd/0:05	Westerkamp 3-yd. pass from Armstrong
Oregon	7	75	3:12	21-20	3rd/11:48	Reimers 22-yd. pass from Armstrong
Oregon	10	62	4:28	28-20	3rd/6:13	Ozigbo 7-yd. run
Oregon	11	80	5:03	35-32	4th/2:29	Armstrong 34-yd. run
Northwestern	13	74	5:47	3-0	2nd/13:40	Brown 23-yd. FG
Northwestern	2	63	0:42	10-7	2nd/1:41	Newby 4-yd. run
Northwestern	10	80	3:52	17-7	3rd/9:00	Carter 4-yd. pass from Armstrong
Northwestern	9	79	4:17	24-13	3rd/3:06	Westerkamp 10-yd. run
Illinois	13	75	6:37	1st/8:23	7-0	Armstrong 1 yd. run
Illinois	10	53	4:12	2nd/5:59	10-7	Brown 29-yd. FG
Illinois	18	75	10:42	4th/11:58	17-16	Newby 3-yd. run
Illinois	11	59	5:49	4th/4:32	24-16	Foster 6-yd. pass from Armstrong
Illinois	2	70	0:54	4th/2:03	31-16	Newby 63-yd. run
Indiana	12	52	5:14	1st/9:46	7-0	Brown 40-yd. FG
Indiana	6	64	2:21	1st/4:47	10-0	Newby 4-yd. run
Indiana	0	0	0:00	1st/4:43	17-0	Jones. 33-yd. interception return
Indiana	5	85	2:15	4th/9:57	24-15	Morgan 72-yd. pass from Armstrong
Indiana	15	60	7:41	4th/0:45	27-22	Brown 39-yd. FG
Purdue	1	22	0:08	1st/14:44	7-0	Armstrong 22-yd. run
Purdue	12	52	6:17	1st/4:03	10-7	Brown 30-yd. FG
Purdue	5	68	2:28	3rd/7:45	17-14	Pierson-El 40-yd. pass from Armstrong
Purdue	11	81	5:47	4th/14:05	24-14	Moore 24-yd. run
Purdue	5	-5	2:01	4th/11:10	27-14	Brown 51-yd. FG
Wisconsin	6	42	2:12	2nd/13:41	7-7	Ozigbo 1-yd. run
Wisconsin	14	75	5:58	4th/13:45	14-17	Armstrong 2-yd. run
Wisconsin	11	52	5:53	4th/3:43	17-17	Brown 35-yd. FG
Ohio State	15	72	5:41	1st/7:45	3-7	Brown 20-yd. FG
Minnesota	9	36	4:45	1st/2:42	3-7	Brown 46-yd. FG
Minnesota	5	64	2:10	2nd/13:24	10-7	Bryant 35-yd. pass from Armstrong
Minnesota	11	79	5:40	3rd/9:16	17-17	Newby 31-yd. pass from Armstrong
Minnesota	13	91	5:40	4th/7:17	24-17	Armstrong 13-yd. run
Maryland	7	72	2:30	1st/9:32	7-0	Newby 8-yd. run
Maryland	7	57	3:06	1st/4:28	14-0	Newby 5-yd. run
Maryland	16	78	5:56	2nd/0:17	21-0	Westerkamp 4-yd. pass from Fyfe
Maryland	14	69	7:47	3rd/3:30	28-0	Newby 1-yd. run
Iowa	10	66	4:13	2nd/9:57	3-13	Brown 35-yd. FG
Iowa	14	75	4:53	3rd/7:47	10-26	Morgan 13-yd. pass from Armstrong

OPPONENT SCORING DRIVES

Opponent	[-----Drive-----]					Play
	Plays	Yds	Time	Score	Qtr./Time	
Fresno State	7	32	2:37	7-14	2nd/5:38	Peck 7-yd. pass from Virgil
Fresno State	10	68	3:39	10-14	2nd/0:00	Kroening 26-yd. FG
Wyoming	5	52	0:44	7-17	2nd/0:08	Gentry 35-yd. pass from Allen
Wyoming	10	65	3:52	10-17	3rd/11:08	Rothe 27-yd. FG
Wyoming	6	76	3:06	17-24	2nd/1:35	Hill 1-yd. run
Oregon	10	65	2:46	8-0	1st/8:19	Brooks-James 20-yd. run
Oregon	11	64	3:41	14-7	2nd/5:56	Brooks-James 2-yd. run
Oregon	1	50	0:09	20-7	2nd/2:30	Griffin 50-yd. run
Oregon	7	75	3:31	26-28	3rd/2:42	Benoit 41-yd. run
Oregon	10	97	2:54	32-28	4th/10:31	James-Brooks 1-yd. run
Northwestern	1	42	0:09	7-3	2nd/9:09	Thorson 42-yd. run
Northwestern	5	52	1:24	13-17	3rd/7:29	Carr 24-yd. pass from Thorson
Illinois	8	60	3:57	2nd/10:11	7-7	Foster 31-yd. run
Illinois	10	69	4:58	2nd/1:01	10-10	McLaughlin 24-yd FG
Illinois	3	21	0:28	2nd/0:00	13-10	McLaughlin 43-yd FG
Illinois	8	74	3:45	3rd/7:49	16-10	McLaughlin 33-yd FG
Indiana	0	0	0:00	2nd/12:29	2-17	Team Safety after blocked punt
Indiana	12	57	5:06	2nd/7:23	5-17	Oakes 36-yd. FG
Indiana	4	0	0:34	2nd/1:18	8-17	Oakes 45-yd. FG
Indiana	2	33	0:09	3rd/0:00	15-17	Redding 33-yd. run
Indiana	5	75	1:31	4th/8:26	22-24	Redding 4-yd. pass from Lagow
Purdue	9	75	4:24	1st/10:20	7-7	Yancey 1-yd. pass from Blough
Purdue	4	98	2:01	2nd/10:52	14-10	Yancey 88-yd. pass from Blough
Wisconsin	2	51	0:43	1st/9:38	7-0	Shaw 21-yd. run
Wisconsin	7	25	3:18	2nd/6:53	10-7	Endicott 44-yd. FG
Wisconsin	13	73	6:36	3rd/8:17	17-7	Wheelwright 9-yd. pass from Hornibrook
Wisconsin	0	0	0:00	OT	23-17	Ogunbowale 11-yd. run
Ohio State	0	0	0:00	1st/13:26	7-0	Webb 36-yd. INT return
Ohio State	10	57	4:19	1st/3:16	14-3	McLaurin 7-yd. pass from Barrett
Ohio State	8	83	3:25	2nd/12:21	21-3	Weber 23-yd. run
Ohio State	9	20	2:52	2nd/8:22	24-3	Durbin 23-yd. FG
Ohio State	15	85	3:39	2nd/0:03	31-3	Samuel 1-yd. pass from Barrett
Ohio State	1	75	0:12	3rd/14:48	38-3	Samuel 75-yd. pass from Barrett
Ohio State	9	87	3:39	3rd/10:00	45-3	Brown 6-yd. pass from Barrett
Ohio State	14	41	7:25	3rd/1:35	48-3	Durbin 28-yd. FG
Ohio State	0	0	0:00	3rd/0:34	55-3	Hooker 48-yd. INT return
Ohio State	11	98	5:21	4th/7:18	62-3	Burrow 12-yd. run
Minnesota	14	75	7:33	1st/7:27	7-0	Smith 3-yd. run
Minnesota	9	54	4:39	2nd/4:54	14-10	Leidner 1-yd. run
Minnesota	7	18	1:40	2nd/0:00	17-10	Carpenter 42-yd. FG
Maryland	2	91	0:49	4th/12:22	7-28	Moore 92-yd. pass from Bortenschlager
Iowa	2	80	0:51	1st/4:55	7-0	Wadley 75-yd. run
Iowa	1	77	0:11	1st/3:28	13-0	McCarron 77-yd. pass from Beathard
Iowa	4	69	2:08	2nd/7:49	20-3	Daniels 4-yd. run
Iowa	3	13	1:15	3rd/12:40	26-3	Kettle 1-yd. pass from Beathard
Iowa	14	75	4:53	4th/11:13	33-10	Kettle 6-yd. pass from Beathard
Iowa	13	45	8:10	4th/1:55	40-10	Daniels 1-yd. run

NEBRASKA POINTS OFF TURNOVERS

Game	Tos Gained	Tds	FG-FGA	Pts.	(NU Fumbles/Lost, INT)
Fresno State	2 (0/0 F/L, 2 INT)	1	0-0	7	0 (1/0 F/L, 0 INT)
Wyoming	6 (2/1 F/L, 5 INT)	4	0-0	28	1 (4/0 F/L, 1 INT)
Oregon	0 (1/0 F/L, 0 INT)	0	0-0	0	1 (3/1 F/L, 0 INT)
Northwestern	2 (0/0 F/L, 2 INT)	1	0-0	7	2 (2/2 F/L, 0 INT)
Illinois	0 (0/0 F/L, 0 INT)	0	0-0	0	2 (1/1 F/L, 1 INT)
Indiana	2 (0/0 F/L, 0 INT)	1	0-0	7	2 (0/0 F/L, 2 INT)
Purdue	2 (0/0 F/L, 2 INT)	1	0-1	7	1 (0/0 F/L, 1 INT)
Wisconsin	2 (0/0 F/L, 2 INT)	0	1-1	3	2 (0/0 F/L, 2 INT)
Ohio State	2 (1/1 F/L, 0 INT)	0	0-0	0	2 (0/0 F/L, 2 INT)
Minnesota	1 (0/0 F/L, 1 INT)	0	0-0	0	0 (1/0 F/L, 0 INT)
Maryland	0 (5/0 F/L, 0 INT)	0	0-0	0	0 (1/0 F/L, 0 INT)
Iowa	0 (0/0 F/L, 0 INT)	0	0-0	0	0 (0/0 F/L, 0 INT)
Nebraska	18 (9/2 F/L, 15 INT)	8	1-1	59	13 (13/4 F/L, 9 INT)
Opponent	13 (13/4 F/L, 9 INT)	3	4-4	35	17 (9/2 F/L, 16 INT)

STARTING FIELD POSITION*

	NU Avg. Start (yards/drives/in 20/past 50)	Opp. Avg. Start (yards/drives/in 20/past 50)	NU diff.
Fresno State	31.3 (376/12/1/1)	34.3 (412/12/1/3)	-3.0
Wyoming	38.8 (543/14/1/3)	27.1 (380/15/3/1)	11.7
Oregon	33.3 (433/13/1/1)	23.8 (309/13/4/1)	9.5
Northwestern	23.6 (307/13/2/0)	28.5 (342/12/1/1)	-4.9
Illinois	36.6 (329/9/1/2)	27.8 (250/9/2/1)	8.8
Indiana	27.1 (380/14/4/0)	30.1 (422/14/4/2)	-3.0
Purdue	39.8 (517/13/2/4)	22.1 (287/13/3/0)	17.7
Wisconsin	32.5 (423/13/2/2)	25.3 (303/12/4/0)	7.2
Ohio State	27.9 (335/12/2/1)	29 (290/10/4/1)	-1.1
Minnesota	20.3 (183/9/5/0)	26.9 (242/9/2/0)	-6.6
Maryland	32.4 (389/12/1/1)	24.3 (292/12/5/0)	8.1
Iowa	21.3 (255/12/4/0)	40.0 (520/13/1/4)	-18.7
Totals	30.6 (4470/146/26/15)	28.1 (4049/144/34/14)	2.5

*does not include drives with time of 0:00 (ie, defensive and special teams touchdowns, end of half turnovers, overtime, etc.)

PENALTY NUMBERS	NU Pen.-Yds.	Opp. Pen.-Yds
Fresno State	7-80	6-29
Wyoming	7-93	5-42
Oregon	7-55	13-126
Northwestern	4-60	4-36
Illinois	3-35	7-48
Indiana	9-53	1-10
Purdue	7-67	4-32
Wisconsin	2-10	1-5
Ohio State	4-43	4-35
Minnesota	8-81	2-15
Maryland	2-20	8-65
Iowa	8-57	7-70
Totals (Avg/Penalty)	68-654 (9.6)	62-513 (8.3)
Avg/Game	5.7-54.5	5.2-42.8

Individual Career/Season Superlatives

SEASON AND CAREER, MOST PASSING YARDS

Player	2016	Career
Tommy Armstrong Jr.	377 vs. Wyoming	381 vs. USC, 2014
Ryker Fyfe	220 vs. Maryland	407 at Purdue, 2015
De'Mornay Pierson-El		16 at Northwestern, 2014

*Indicates touchdown pass

SEASON AND CAREER, MOST RECEIVING YARDS

Player	2016	Career
Tommy Armstrong Jr.		16 at Northwestern, 2014
Christian Bailey		10 at Fresno State, 2014
Tre Bryant	35 vs. Minnesota	Same
Cethan Carter	48 vs. Oregon	76 vs. Iowa, 2015
Sam Cotton	37 at Indiana	Same
Trey Foster	6 vs. Illinois	9 at Purdue, 2013; vs. BYU, 2015
Luke McNitt		6 vs. S. Alabama, 2015
Alonzo Moore	109 vs. Wyoming	Same
Stanley Morgan Jr.	93 at Indiana	Same
Terrell Newby	31 vs. Minnesota	38 vs. S. Alabama, 2015
Devine Ozigbo	39 vs. Wyoming	42 at Purdue, 2015
Gabe Rahn	35 vs. Wyoming	Same
Bryan Reimers	22 vs. Oregon	Same
De'Mornay Pierson-El	69 vs. Purdue	134 vs. USC, 2014
Brandon Reilly	73 vs. Purdue	112 vs. Southern Miss, 2015
Jordan Westerkamp	105 vs. Wyoming	158 at Michigan State, 2014
Mikale Wilbon	13 vs. Illinois	28 vs. BYU, 2015

*Indicates touchdown scored

SEASON AND CAREER, MOST RUSHING YARDS

Player	2016	Career
Tommy Armstrong Jr.	133 at Northwestern	Same
Tre Bryant	56 vs. Maryland	Same
Cethan Carter	16 at Northwestern	32* at Rutgers
Ryker Fyfe	10 vs. Maryland	29 vs. Florida Atlantic, 2014
Caleb Lightbourn	4 vs. Wyoming	Same
Luke McNitt	4 at Iowa	Same
Alonzo Moore	34 vs. Fresno State	Same
Graham Nabity		14 vs. South Dakota State, 2013
Jordan Nelson		35 vs. Illinois, 2014
Terrell Newby	140 vs. Illinois	198 vs. S. Alabama, 2015
Devine Ozigbo	103 vs. Fresno State	Same
De'Mornay Pierson-El	21 vs. Minnesota	Same
Brandon Reilly	16 vs. Maryland	20 at Purdue, 2015
Jordan Westerkamp	10 at Northwestern	Same
Mikale Wilbon	55 at Northwestern	Same

*Indicates touchdown scored

SEASON AND CAREER, MOST TACKLES, TFLS AND SACKS

Player	Tackles (2016)	Career	TFL (2016)	Career	Sacks (2016)	Career
Freedom Akinmoladun	5 3x, last vs. Maryland	6 at Miami, 2015	2 vs. Maryland	2 3x, last vs. Maryland, 2016	2.0 vs. Maryland	2.0 vs. So. Miss, 2015; vs. Maryland, 2016
Avery Anderson	1 at Ohio State	Same		Same		Same
Josh Banderas	13 vs. Purdue	14 vs. USC, 2014	2 vs. Minnesota; at Iowa	2 5x, last at Iowa, 2016	0.5 at Iowa	1 vs. UCLA, 2013 at Purdue, 2013
Mohamed Barry	1 5x, last vs. Minnesota	Same		Same		Same
Alex Davis	1 vs. Fresno State; at Ohio State	Same		Same		Same
Carlos Davis	6 at Iowa	Same	1.0 vs. Purdue; at Wisconsin	Same	1.0 vs. Purdue; at Wisconsin	Same
Khalil Davis	2 vs. Wyoming	Same	2 vs. Wyoming	Same		Same
Jolo Domann	1 4x, last at Wisconsin	Same		Same		Same
Ross Dzuris	10 at Iowa	Same	3 vs. Fresno State	Same	2.0 vs. Fresno State	Same
Tyrin Ferguson		1 3x, last at Minnesota, 2015		Same		Same
Nathan Gerry	9 vs. Oregon; at Ohio State	15 at Iowa, 2014	2 3x, at Indiana	3 at Iowa, 2014	0.5 at Northwestern	1.0 vs. Northwestern, 2015
Luke Gifford	1 at Ohio State	4 vs. S. Alabama, 2015		1 vs. S. Alabama, 2015		Same
Sam Hahn	1 vs. Fresno State	Same		Same		Same
Lamar Jackson	6 vs. Fresno State	Same	2 vs. Fresno State	Same	1 vs. Fresno State	Same
Chris Jones	6 vs. Oregon	Same	2 at Northwestern	Same	1.0 at Northwestern	1.0 vs. Southern Miss, 2015; at NW, 2016
Boaz Joseph	2 at Wisconsin; at Ohio State	Same		Same		Same
Joshua Kalu	9 at Ohio State	9 3x, last at OSU, 2016	1 vs. Fresno State; vs. Minnesota	2 vs. BYU, 2015	1 vs. Fresno State	1.0 vs. So. Miss, 2015; Fresno St., 2016
Sedrick King	1 vs. Fresno State; vs. Wyoming	Same		Same		Same
Eric Lee Jr.	1 at Ohio State	Same	1 at Ohio State	Same	1 at Ohio State	
Luke McNitt	2 vs. Fresno State	Same		Same		Same
Kevin Maurice	8 vs. Minnesota	8 at Illinois, 2015; vs. Minnesota, 2016	2 at Northwestern	2 vs. Purdue, 2014; at NW, 2016	2.0 at Northwestern	Same
A.J. Natter	1 vs. Fresno State; vs. Maryland	1 4x, last vs. Maryland		Same		Same
DaiShon Neal	1 at Northwestern; at Ohio State	Same		Same		Same
Marcus Newby	4 vs. Wyoming	8 vs. Michigan State, 2015	1 3x, last vs. Maryland	1 9x, last vs. Maryland, 2016	1.0 at Indiana; vs. Maryland	1 4x, last vs. Maryland, 2016
Graham Nabity	1 vs. Fresno State	Same		Same		Same
Jordan Nelson	1 vs. Fresno State	Same		Same		Same
Logan Rath		4 vs. Florida Atlantic, 2014		1 vs. Florida Atlantic, 2014		Same
Antonio Reed	3 at Northwestern; at Iowa	Same		Same		Same
Michael Rose-Ivey	10 at Iowa	17 vs. Iowa, 2013	1 8x, at Iowa	4 vs. Iowa, 2013	0.5 vs. Wyoming; at Iowa	Same
Brad Simpson	3 vs. Maryland	Same		Same		Same
Mick Stoltzenberg	6 at Wisconsin	Same	2 at Northwestern	2 at Northwestern	1.0 at Wisconsin	1.0 vs. S. Alabama, 2015; at Wis., 2016
Aaron Williams	11 vs. Minnesota	Same	1 5x, last vs. Maryland	1 7x, last vs. Maryland, 2016	1.0 at Indiana; vs. Maryland	Same
Kieron Williams	10 at Indiana	Same	1 3x, last vs. Purdue	1 4x, last vs. Purdue, 2016		Same
Chris Weber	5 at Ohio State	17 at Illinois, 2015	1 at Ohio State	3 at Illinois, 2015		Same
Dedrick Young	11 vs. Purdue	11 at Illinois, 2015; vs. Purdue, 2016	2 at Indiana	2 at Illinois, 2015; at Indiana, 2016	1.0 at Indiana	Same
Tanner Zlab	1 vs. Maryland	Same				

SEASON AND CAREER, LONGEST PASS

2016	Career
72* at Indiana (Morgan)	99* vs. Georgia, 2013 (Enunwa)
35 vs. Wyoming (Rahn)	52 at Purdue (Reilly)
	16* at Northwestern (Armstrong)

SEASON AND CAREER, LONGEST CATCH

2016	Career
	16* at Northwestern, 2014 (Pierson-El)
	10* at Fresno State, 2014 (Fyfe)
35* vs. Minnesota (Armstrong)	Same
27 at Northwestern (Armstrong)	55 at Illinois, 2015 (Armstrong)
17 at Indiana (Armstrong)	23* at Fresno State, 2014 (Armstrong)
66* vs. Illinois (Armstrong)	9 at Purdue, '13 (Kellogg); 9* vs. BYU, '15 (Armstrong)
	6 vs. S. Alabama, 2015 (Fyfe)
63* vs. Wyoming (Armstrong)	Same
72* at Indiana (Armstrong)	Same
31* vs. Minnesota (Armstrong)	30 vs. S. Alabama, 2015 (Armstrong)
39 vs. Wyoming (Armstrong)	30 at Purdue, 2015 (Fyfe)
35* vs. Wyoming (Fyfe)	Same
22* vs. Oregon (Armstrong)	Same
40* vs. Purdue (Armstrong)	46 at Northwestern, 2014 (Armstrong)
45 at Indiana (Armstrong)	52 at Purdue, 2015 (Fyfe)
55 vs. Wyoming (Armstrong)	70* at Fresno State, 2014 (Armstrong)
13 vs. Illinois (Armstrong)	14 vs. BYU, 2015 (Armstrong)

SEASON AND CAREER, LONGEST RUN

2016	Career
37 at Northwestern	42 vs. McNeese State, 2014
22 vs. Maryland	Same
16 at Northwestern	32* at Rutgers, 2015
21 vs. Maryland	15 vs. Florida Atlantic, 2014
4 vs. Wyoming	Same
2 at Iowa	Same
24 vs. Fresno State; 24* vs. Purdue	Same
	6 vs. Southern Miss; vs. SDSU, 2013
	18 vs. Illinois, 2014
63* vs. Illinois	69* at Minnesota, 2015
17 vs. Fresno State	31 at Illinois, 2015
9 vs. Minnesota	Same
13 vs. Maryland	20 at Purdue, 2015
10* at Northwestern	Same
32 at Northwestern	Same

Nebraska Statistical Highs and Lows

NEBRASKA TOTALS	HIGHS	LOWS
Points Scored	52 vs. Wyoming	3 at Ohio State
First Downs	28 vs. Maryland	9 at Ohio State
Rushing Attempts	51 vs. Fresno State	24 at Ohio State
Rushing Yards	310 at Northwestern	78 at Ohio State
Passes Attempted	37 vs. Maryland; at Iowa	13 vs. Fresno State
Passes Completed	23 vs. Maryland	6 vs. Fresno State
Had Intercepted	2 at Indiana; at Wisconsin; at Ohio State	0 vs. Fresno State; vs. Oregon; Minnesota; vs. Maryland, at Iowa
Passing Yards	412 vs. Wyoming	114 vs. Fresno State
Total Plays	82 vs. Oregon	57 at Ohio State
Total Yards	556 at Northwestern	204 at Ohio State
Possession Time	39:00 vs. Maryland	22:42 at Ohio State
Fumbles	4 vs. Wyoming	0 at Indiana; vs. Purdue; at Wisconsin; at Ohio State; at Iowa
Fumbles Lost	2 at Northwestern	0, Nine Times
Turnovers	2 at Northwestern, vs. Illinois; at Indiana; at Wisconsin; at Ohio State	0 vs. Fresno State; vs. Wyoming; Minnesota; vs. Maryland; at Iowa
Turnover Margin	+5 vs. Wyoming	-1 vs. Oregon
Penalties	9 at Indiana	2 at Wisconsin; vs. Maryland
Yards Penalized	93 vs. Wyoming	10 at Wisconsin
Sacks By-Yards Lost	5.0-35 vs. Maryland	0-0 at Ohio State; Minnesota
Team Tackles for Loss-Yards	9-23 at Northwestern	3-5 at Ohio State; 3-15 at Iowa

OPPONENT TOTALS	HIGHS	LOWS
Points Scored	62 at Ohio State	7 vs. Maryland
First Downs	34 at Ohio State	9 vs. Maryland
Rushing Attempts	47 vs. Oregon; at Iowa	21 vs. Illinois
Rushing Yards	336 vs. Oregon	11 vs. Maryland
Passes Attempted	45 vs. Purdue	15 at Iowa
Passes Completed	32 at Ohio State	10 at Iowa
Had Intercepted	5 vs. Wyoming	0 vs. Oregon; vs. Illinois; at Ohio State; vs. Maryland; at Iowa
Passing Yards	352 at Ohio State	114 at Wisconsin
Total Plays	86 at Ohio State	44 vs. Illinois
Total Yards	590 at Ohio State	270 vs. Illinois
Possession Time	37:18 at Ohio State	21:00 vs. Maryland
Fumbles	5 vs. Maryland	0, Eight Times
Fumbles Lost	1 vs. Wyoming; at Ohio State	0 Nine Times
Turnovers	6 vs. Wyoming	0 vs. Illinois; vs. Maryland; at Iowa
Turnover Margin	+2 vs. Illinois	-5 vs. Wyoming
Penalties	13 vs. Oregon	1 at Indiana; at Wisconsin
Yards Penalized	126 vs. Oregon	5 at Wisconsin
Sacks By-Yards Lost	3-26 vs. Maryland	0-0 vs. Fresno State; at Northwestern; vs. Illinois; at Ohio State
Team Tackles for Loss-Yards	9-29 vs. Purdue	1-7 vs. Fresno State

NEBRASKA INDIVIDUAL HIGHS

Most Rushing Attempts.....	27; Terrell Newby vs. Illinois
Most Net Rushing Yards.....	140; Terrell Newby vs. Illinois
Most Rushing TDs.....	3; Terrell Newby vs. Maryland
Longest TD Run.....	63; Terrell Newby vs. Illinois
Longest Run, No TD.....	49; Terrell Newby at Northwestern
Most Pass Attempts.....	37; Ryker Fyfe vs. Maryland
Most Completed Passes.....	20; Ryker Fyfe vs. Maryland
Most Passing Yards.....	377; Tommy Armstrong vs. Wyoming
Most Passing TDs.....	3; Tommy Armstrong vs. Wyoming; vs. Oregon
Longest TD Pass.....	72; Tommy Armstrong Jr. to Stanley Morgan vs. Indiana
Longest Pass, No TD.....	59; Tommy Armstrong Jr. to Alonzo Moore at Northwestern
Most Pass Receptions.....	8; Jordan Westerkamp vs. Maryland
Most Receiving Yards.....	109; Alonzo Moore vs. Wyoming
Most TD Receptions.....	2; Jordan Westerkamp vs. Wyoming, vs. Oregon
Most Total Offense Attempts.....	49; Tommy Armstrong Jr. vs. Oregon (16 rush, 33 passes)
Most Total Offense Yards.....	389; Tommy Armstrong Jr. vs. Wyoming (12 rush, 377 pass)
Most All-Purpose Attempts.....	28; Terrell Newby vs. Illinois (27 rushes, 1 receptions)
Most All-Purpose Yards.....	166; Terrell Newby at Northwestern
Most Touchdowns Scored.....	3; Terrell Newby vs. Maryland
Most Field Goals Attempted.....	3; Drew Brown vs. Purdue
Most Field Goals Made.....	2; Drew Brown vs. Indiana; vs. Purdue
Longest Field Goal Made.....	51; Drew Brown vs. Purdue
Longest Field Goal Attempted.....	56; Drew Brown vs. Illinois
Most Interceptions.....	2; Nathan Gerry vs. Wyoming, at Wisconsin; Kieron Williams vs. Wyoming, vs. Purdue
Longest Interception TD Return.....	33; Chris Jones vs. Indiana
Longest Interception Return, No TD.....	27; Chris Jones vs. Wyoming
Longest Fumble TD Return.....	None
Longest Fumble Return, No TD.....	9; Ross Dzuris vs. Wyoming
Longest Punt Return, TD.....	None
Longest Punt Return, No TD.....	45; De'Mornay Pierson-El vs. Oregon
Most Punt Return Yardage.....	42; De'Mornay Pierson-El vs. Oregon; vs. Illinois
Longest Kickoff Return, TD.....	None
Longest Kickoff Return, No TD.....	59; Tre Bryant vs. Purdue
Longest Blocked Punt, TD.....	None
Longest Blocked Field Goal Return.....	None
Most Kickoff Return Yardage.....	124; Tre Bryant at Ohio State
Most Punts.....	10; Caleb Lightbourn at Iowa (36.4 avg)
Highest Punting Average.....	47.2; Caleb Lightbourn vs. Oregon (5 punts)
Longest Punt.....	58; Caleb Lightbourn vs. Oregon

Nebraska Statistical Highs and Lows

NEBRASKA INDIVIDUAL HIGHS....(CONTINUED)

Most Total Tackles.....	13; Josh Banderas (5 solo, 8 asst.) vs. Purdue
Most Solo Tackles.....	10; Kieron Williams vs. Indiana
Most Tackles for Loss	3; Ross Dzuris vs. Fresno State (6 yards)
Most Yards Lost.....	17; Carlos Davis vs. Purdue (1 TFL)
Most Quarterback Sacks.....	2; Ross Dzuris vs. Fresno State (4 yards); Kevin Maurice (12 yards)
Most Yards Lost.....	17; Carlos Davis vs. Purdue (1.0 sack)
Most Pass Breakups	2; Nathan Gerry at Northwestern; Chris Jones at Northwestern, vs. Indiana; Dedrick Young II vs. Purdue
Most Blocked Field Goals	None
Most Blocked Punts.....	None
Most Blocked PAT	None

OPPONENT INDIVIDUAL HIGHS

Most Yards Rushing	158; LeShun Daniels (Iowa)
Most Rushing Attempts.....	29; LeShun Daniels (Iowa)
Most Yards Passing.....	309; David Blough (Purdue)
Most Passing Attempts.....	43; David Blough (Purdue)
Most Pass Completions	26; J.T. Barrett (Ohio State)
Most Pass Receptions.....	9; Aaron Peck (Fresno State); Mitchell Paige (Indiana)
Most Yards Receiving.....	137; Curtis Samuel (Ohio State)

OPPONENT INDIVIDUAL LONGEST PLAYS

Rush.....	75; Akrum Wadley (Iowa)
Pass.....	92; Max Bortenschlager to D.J. Moore (Indiana)
Field Goal.....	45; Griffin Oakes (Indiana)
Punt Return	44; Desmond King (Iowa)
Kickoff Return.....	39; Parris Campbell (Ohio State)
Fumble Return.....	34; Arrión Springs (Oregon)
Interception Return.....	48; Malik Hooker (Ohio State)
Punt.....	57; Ethan Wood (Wyoming)

Nebraska Starting Lineups

HUSKER OFFENSIVE STARTERS GAME-BY-GAME

Opponent	WR	WR	TE	RT	RG	C	LG	LT	QB	IB	FB	PK
Fresno State	Moore	Morgan	Carter	Knevel	Farmer	Utter	Hahn	Gates	Armstrong Jr.	T. Newby	Cotton ^A	D. Brown
Wyoming	Moore	Reilly	Carter	Knevel	Farmer	Utter	Hahn	Gates	Armstrong Jr.	Ozigbo	Cotton ^A	D. Brown
Oregon	Reimers	Pierson-El	Carter	Knevel	Farmer	Utter	Hahn	Gates	Armstrong Jr.	Newby	McNitt	D. Brown
Northwestern	Moore	Morgan	Carter	Knevel	Farmer	Utter	Hahn	Gates	Armstrong Jr.	Newby	Cotton ^A	D. Brown
Illinois	Pierson-El	Morgan	Carter	Knevel	Whitaker	Utter	Hahn	Gates	Armstrong Jr.	Newby	Cotton ^A	D. Brown
Indiana	Reilly	Morgan	Cotton	Knevel	Farmer	Utter	Hahn	Gates	Armstrong Jr.	Newby	Pierson-El [#]	D. Brown
Purdue	Pierson-El	Morgan	Cotton	Knevel	Farmer	Utter	Hahn	Gates	Armstrong Jr.	Newby	T. Foster ^{&}	D. Brown
Wisconsin	Moore	Reilly	Cotton	Knevel	Farmer	Utter	Hahn	Gates	Armstrong Jr.	Newby	McNitt	D. Brown
Ohio State	Pierson-El	Morgan	Carter	Conrad	Whitaker	Utter	Hahn	Gates	Armstrong Jr.	Newby	Westerkamp [#]	D. Brown
Minnesota	Pierson-El	Westerkamp	Carter	Conrad	Farmer	Utter	J. Foster	Gates	Armstrong Jr.	Newby	Cotton ^A	D. Brown
Maryland	Moore	Reilly	Carter	Conrad	Farmer	Utter	J. Foster	Gates	Fyfe	Newby	Cotton ^A	D. Brown
Iowa	Pierson-El	Morgan	Carter	Conrad	Farmer	Utter	J. Foster	Gates	Armstrong Jr.	Newby	Cotton ^A	D. Brown

#-opened in three wide receiver formation; %-NU opened in a four-receiver set (three receivers and a tight end); ^-NU opened in two tight end set; \$-NU opened in four receiver set (no tight end); &-NU opened in three tight end set.

HUSKER DEFENSIVE STARTERS GAME-BY-GAME

Opponent	DE	DT	DT	DE	LB	LB	LB	LCB	FS	SS	RCB	P
Fresno State	Dzuris	Stoltenberg	Maurice	Akinmoladun	M. Newby	Banderas	Young II	Kalu	K. Williams	A. Williams	Jones	Lightbourn
Wyoming	Dzuris	C. Davis	Maurice	Akinmoladun	M. Newby	Banderas	Young II	Kalu	K. Williams	Gerry	Jones	Lightbourn
Oregon	Dzuris	C. Davis	Maurice	Akinmoladun	A. Williams [*]	Banderas	Young II	Kalu	K. Williams	Gerry	Jones	Lightbourn
Northwestern	Dzuris	C. Davis	Maurice	Akinmoladun	A. Williams [*]	Rose Ivey	Young II	Kalu	K. Williams	Gerry	Jones	Lightbourn
Illinois	Dzuris	C. Davis	Maurice	Akinmoladun	Rose-Ivy	Banderas	Young II	Kalu	K. Williams	Gerry	Jones	-
Indiana	Dzuris	Stoltenberg	Maurice	Akinmoladun	A. Williams [*]	Banderas	Young II	Kalu	K. Williams	Gerry	Jones	Lightbourn
Purdue	Dzuris	Stoltenberg	Maurice	Akinmoladun	A. Williams [*]	Banderas	Young II	Kalu	K. Williams	Gerry	Jones	Lightbourn
Wisconsin	Dzuris	Stoltenberg	Maurice	Akinmoladun	Rose-Ivy	Banderas	Young II	Kalu	A. Williams	Gerry	Jones	Lightbourn
Ohio State	Dzuris	Stoltenberg	Maurice	Akinmoladun	A. Williams [*]	Banderas	Rose-Ivey	Kalu	K. Williams	Gerry	Jones	Lightbourn
Minnesota	Dzuris	Stoltenberg	Maurice	Akinmoladun	M. Newby	Banderas	Rose-Ivey	Kalu	A. Williams	Gerry	Jones	Lightbourn
Maryland	Dzuris	Stoltenberg	Maurice	Akinmoladun	A. Williams [*]	Banderas	Rose-Ivey	Kalu	K. Williams	Gerry	Jones	Lightbourn
Iowa	Dzuris	Stoltenberg	Maurice	Akinmoladun	A. Williams [*]	Banderas	M. Newby	Kalu	K. Williams	Gerry	Jones	Lightbourn

* - NU opened with nickel package # - NU opened with dime packages; %-NU opened with five defensive linemen; @-NU opened with three safeties; !-NU opened with 3 defensive ends

Overall Participation

PLAYER (GAMES):

Armstrong Jr., Tommy (11/11); Akinmoladun, Freedom (12/12); Anderson, Avery (3/-); Bailey, Christian (12/-); Banderas, Josh (12/11); Barnett, Jalin (10/-); Barry, Mohamed (12/-); Betka, Ty (1/-); Brown, Drew (12/-); Bryant, Tre (12/-); Carter, Cethan (9/9); Conrad, Cole (12/4); Cotton, Sam (12/10); Darlington, Zack (12/-); Davis, Alex (11/-); Davis, Carlos (12/4); Davis, Khalil (11/-); Decker, Michael (12/-); Domann, JoJo (12/-); Dzuris, Ross (12/12); Farmer, Tanner (10/10); Foster, Jerald (3/3); Foster, Trey (12/2); Fyfe, Ryker (7/1); Gates, Nick (12/12); Gaylord, Christian (12/-); Gerry, Nathan (11/11); Gifford, Luke (4/-); Hahn, Sam (12/9); Hannon, Zach (2/-); Hoppes, Tyler (10/-); Jackson, Lamar (12/-); Johns, Garret (1/-); Johnson Jr., Dwayne (2/-); Jones, Chris (12/12); Jordan, Harrison (1/-); Joseph, Boaz (12/-); Kalu, Joshua (12/12); Ketter, Connor (9/-); King, Sedrick (7/-); Knevel, David (9/8); Lee Jr., Eric (7/-); Lightbourn, Caleb (11/-); Lindsay, Spencer (3/-); Maurice, Kevin (12/12); Mazour, Wyatt (1/-); McNitt, Luke (12/2); Moore, Alonzo (10/4); Morgan Jr., Stanley (12/8); Nabity, Graham (11/-); Natter, A.J. (6/-); Neal, DaiShon (9/-); Nelson, Jordan (12/-); Newby, Marcus (12/4); Newby, Terrell (12/11); Ober, Jordan (12/-); Ozigbo, Devine (10/1); Painter, Robby (6/-); Pierson-El, De'Mornay (12/6); Rahn, Gabe (5/-); Rath, Logan (8/-); Reed, Antonio (11/-); Reilly, Brandon (10/4); Reimers, Bryan (11/1); Rose-Ivey, Michael (12/7); Simpson, Brad (12/-); Stoltenberg, Mick (11/8); Taylor, Adam (5/-); Utter, Dylan (12/12); Weber, Chris (12/-); Westerkamp, Jordan (10/2); Whitaker, Corey (12/2); Wilbon, Mikale (9/-); Williams, Aaron (12/10); Williams, Kieron (12/9); Young II, Dedrick (11/8); Zlab, Tanner (1/0)

Game 1 | Nebraska 43, Fresno St. 10

SCORE BY QUARTERS	1	2	3	4	FINAL
Fresno State	0	10	0	0	10
Nebraska	7	7	7	22	43

Lincoln (Sept. 3) --- On an emotional night for the Husker football program, Nebraska honored Sam Foltz in a 43-10 victory over Fresno State in the season opener.

On Nebraska's first series of the season, NU went three-and-out and was forced to punt, and lined up without a punter, as they honored Foltz, Nebraska's 2015 Big Ten Punter of the Year who died in a car crash in July. The sellout crowd of 90,013 roared as the play clock expired and Fresno State players applauded the Husker tribute, and declined the delay of game penalty.

Tommy Armstrong and Devine Ozigbo rushed for two touchdowns apiece, as Nebraska took control in the second half to give Mike Riley his 100th collegiate win.

Devine posted his first career 100-yard game, finishing with 103 yards on 17 carries, including first-half touchdown runs of 1 and 6 yards, while Armstrong scored twice in the second half and connected with Alonzo Moore on a 57-yard touchdown pass. The Huskers outscored the Bulldogs 29-0 in the second half. Armstrong rushed for 42 yards on 11 carries while also throwing for 108 yards and a TD. Moore was the biggest beneficiary, hauling in three passes for 92 yards while rushing for 34 yards on two carries.

Leading 14-10 at halftime, Nebraska's defense took over, forcing a three-and-out. The Huskers went 57 yards in nine plays, capped by Armstrong's nine-yard scoring run, to push their edge to 21-10 on the opening drive of the half. The Blackshirts, who forced a trio of 3-and-outs in the second half, set up the Huskers' next score after a Kieron Williams interception. Two plays later Armstrong hit Moore in stride for a 57-yard scoring strike to give NU a 28-10 lead on the first play of the fourth quarter.

Williams totaled a career-high 10 tackles for the Huskers, while Ross Dzuris had a pair of sacks, as Nebraska limited Fresno State to just 128 second-half yards with 71 of those coming on the final drive after NU built a 43-10 cushion late in the fourth quarter.

SCORING SUMMARY

QTR	TIME	TEAM	SCORE
1st	00:43	NEB	Ozigbo, Devine 1 yd run (Brown kick)
2nd	12:34	NEB	Ozigbo, Devine 6 yd run (Brown kick)
2nd	05:38	FS	Peck 7 yd pass from Virgil (Kroening kick)
2nd	00:00	FS	Kroening, Kody 26 yd field goal
3rd	09:59	NEB	Armstrong 9 yd run (Brown kick)
4th	14:51	NEB	Moore 57 yd pass from Armstrong (Brown kick)
4th	09:50	NEB	Armstrong 4 yd run (Darlington rush)
4th	04:20	NEB	Bryant 3 yd run (Lindsay kick)

TEAM STATISTICS

	FSU	NEB
FIRST DOWNS	17	20
RUSHES-YARDS (NET)	26-31	51-292
PASSING YDS (NET)	243	114
Passes Att-Comp-Int	43-24-2	13-6-0
TOTAL OFFENSE PLAYS-YARDS	69-274	64-406
Fumble Returns-Yards	0-0	0-0
Punt Returns-Yards	2-17	0-0
Kickoff Returns-Yards	5-102	1-32
Interception Returns-Yards	0-0	2-8
Punts (Number-Avg)	6-35.0	5-29.0
Fumbles-Lost	0-0	1-0
Penalties-Yards	6-29	7-80
Possession Time	28:07	31:53
Third-Down Conversions	5 of 15	5 of 11
Fourth-Down Conversions	1 of 2	1 of 1
Red-Zone Scores-Chances	2-4	5-5
Sacks By: Number-Yards	0-0	4-21

RUSHING: FS- James, Dontel 12-20; Kline, Zach 1-11; Green, Treyvon 1-3; Jordan, Jamire 1-1; O'Neal, Deonte 4-0; Johnson, KeeSean 1-minus-1; Virgil, Chason 6-minus-3;

Nebraska-Ozigbo, Devine 17-103; Newby, Terrell 11-56; Armstrong Jr., Tommy 11-42; Bryant, Tre 5-36; Moore, Alonzo 2-34; Wilbon, Mikale 1-16; Westerkamp, Jordan 1-9; Fyfe, Ryker 1-5; TEAM 1-minus-2; Pierson-El, De'Mornay 1-minus-7

PASSING: FS- Virgil, Chason 17-32-1-133-1; Kline, Zach 7-11-1-110-0. **Nebraska-Armstrong Jr.**, Tommy 5-10-0-108-1; Fyfe, Ryker 1-3-0-6-0.

RECEIVING: FS- Peck, Aaron 9-112; Johnson, KeeSean 8-61; Jordan, Jamire 5-52; Olsen, Chad 2-18. **Nebraska-Moore**, Alonzo 3-92; Morgan Jr., Stanley 1-11; Westerkamp, Jordan 1-6; Ozigbo, Devine 1-5

INTERCEPTIONS: FS- None. **Nebraska-Williams**, Kieron 1-8; Jones, Chris, 1-0

FUMBLES: FS- None. **Nebraska-Pierson-El**, De'Mornay 1-0

SACKS (Sacks-Yds): FS- None. **Nebraska-** Dzuris, Ross 2-4; Jackson, Lamar 1-11; Kalu, Joshua 1-6

TACKLE LEADER (UA-A): FS- Camilli, Jeff 3-7. **Nebraska-Williams**, Kieron 6-4

Game 2 | Nebraska 52, Wyoming 17

SCORE BY QUARTERS	1	2	3	4	FINAL
Wyoming	0	7	10	0	17
Nebraska	7	10	7	28	52

Lincoln (Sept. 10) --- Tommy Armstrong Jr. threw three touchdown passes to become NU's career leader and ran for another score, as the Huskers soared to a 52-17 win over Wyoming.

For the second straight week, Nebraska got off to a fast start, jumping out to a 17-0 lead and finished with a flourish.

After Wyoming cut the Husker lead to 24-17 heading into the fourth quarter, the Big Red erupted, outscoring the Cowboys 28-0 over the next 10 minutes, starting with Armstrong's 34-yard scoring strike to senior wide receiver Jordan Westerkamp.

The Cowboys then let the game get out of hand. On their first play from scrimmage on the ensuing drive, quarterback Josh Allen threw a screen pass behind running back Brian Hill. Ross Dzuris scooped up the backward lateral and rumbled to the one-yard line, setting up a one-yard Devine Ozigbo run to push the Big Red's lead to 38-17 with 12:59 left.

On Wyoming's next drive, Nathan Gerry intercepted Nebraska's third pass of the half, which set up a nine-yard touchdown pass to Westerkamp. The TD pass was Armstrong's 57th of his career, breaking the record of 56 by Taylor Martinez. Armstrong finished his record-setting day by completing 20-of-34 passes for 377 yards and three scores. On the ensuing drive, Chris Jones intercepted another Allen pass and returned it to the Wyoming 35. One play later, Ryker Fyfe hit Gabe Rahn with a 35-yard scoring strike to make it 52-17.

While Armstrong and the offense amassed 550 total yards, the Blackshirts set the tone for the second half by forcing six turnovers including five interceptions. The Husker defense surrendered 320 total yards, including just 131 on the ground.

The first interception of the game for the Blackshirts came from Aaron Williams, which thwarted Wyoming's second drive of the second half after the Cowboys had cut NU's lead to 17-10 with a field goal on the opening drive of the half. On the Cowboys' next possession, the Huskers pushed the lead back to 14, as Kieron Williams intercepted another Allen pass and returned it 23 yards for a score.

SCORING SUMMARY

QTR	TIME	TEAM	SCORE
1st	06:12	NEB	Armstrong Jr. 7 yd run (Brown kick)
2nd	09:03	NEB	Brown 29 yd field goal
2nd	05:57	NEB	Moore 63 yd pass from Armstrong (Brown kick)
2nd	00:08	WY	Gentry 35 yd pass from Allen (Rothe kick)
3rd	11:08	WY	Rothe 7 yd field goal
3rd	04:48	NEB	Williams 23 yd interception return (Brown kick)
3rd	01:35	WY	Hill 1 yd run (Rothe kick)
4th	13:11	NEB	Westerkamp 34 yd pass from Armstrong (Brown kick)
4th	12:59	NEB	Ozigbo 1 yd run (Brown kick)
4th	07:28	NEB	Westerkamp 9 yd pass from Armstrong (Brown kick)
4th	05:15	NEB	Rahn 35 yd pass from Fyfe (Brown kick)

TEAM STATISTICS

	WYO	NEB
FIRST DOWNS	16	25
RUSHES-YARDS (NET)	31-131	43-138
PASSING YDS (NET)	189	412
Passes Att-Comp-Int	32-16-5	35-21-1
TOTAL OFFENSE PLAYS-YARDS	63-320	78-550
Fumble Returns-Yards	0-0	1-9
Punt Returns-Yards	1-25	0-0
Kickoff Returns-Yards	2-40	3-86
Interception Returns-Yards	1-13	5-62
Punts (Number-Avg)	3-43.3	3-31.3
Fumbles-Lost	2-1	4-0
Penalties-Yards	5-42	7-93
Possession Time	26:53	33:07
Third-Down Conversions	2 of 10	8 of 14
Fourth-Down Conversions	1 of 2	0 of 2
Red-Zone Scores-Chances	2-2	4-6
Sacks By: Number-Yards	2-19	1-7

RUSHING: Wyo-Conway, Austin 3-70; Hill, Brian 17-49; Allen, Josh 7-7; Wick, Shaun 3-3; Hollister, Jacob 1-2; **Nebraska-Ozigbo**, Devine 15-44; Bryant, Tre 7-34; Newby, Terrell 4-20; Armstrong Jr., Tommy 12-12; Reilly, Brandon 1-12; Carter, Cethan 1-9; Pierson-El, De'Mornay 1-5; Lighbourn, Caleb 1-4; TEAM 1-minus-2.

PASSING: Wyo- Allen, Josh 16-32-5-189-1; **Nebraska-Armstrong**, Tommy 20-34-1-377-3; Fyfe, Ryker 1-1-0-35-1.

RECEIVING: Wyo- Gentry, Tanner 7-124; Maulhardt, Jake 4-22; Hollister, Jacob 3-20; Ellis, Jordan 1-15; Parker, Joseph 1-8. **Nebraska-Westerkamp**, Jordan 4-105; Newby, Terrell 4-27; Moore, Alonzo 3-109; Reilly, Brandon 2-52; Carter, Cethan 2-20; Morgan Jr., Stanley 2-17; Ozigbo, Devine 1-39; Rahn, Gabe 1-35; Pierson-El, De'Mornay 1-9; Bryant, Tre 1-minus-1

INTERCEPTIONS: Wyo- Wingard, Andrew 1-13. **Nebraska-Williams**, Kieron 1-23; Gerry, Nathan 2-8; Jones, Chris 1-27; Williams, Aaron 1-4.

FUMBLES: Wyo- Allen, Josh 2-1. **Nebraska-Nebraska-Armstrong**, Tommy 3-0; Bryant, Tre 1-0.

SACKS (Sacks-Yds): Wyo- May, D.J. 1-8; Granderson, Carl 1-11. **Nebraska-** Dzuris, Ross 0.5-3; Rose-Ivey, Michael 0.5-4

TACKLE LEADER (UA-A): Wyo- Wingard, Andrew 6-7. **Nebraska-Gerry**, Nathan 4-3; Banderas, Josh 2-5

Game 3 | Nebraska 35, No. 22 Oregon 32

SCORE BY QUARTERS	1	2	3	4	FINAL
Oregon	8	12	6	6	32
Nebraska	7	7	14	7	35

Lincoln (Sept. 17) -- Tommy Armstrong Jr. threw for 200 yards and three TDs, while his 34-yard draw play scored the go-ahead touchdown, lifting Nebraska to a 35-32 win over No. 22 Oregon.

Armstrong's gutsy performance included completing 17-for-33 for 200 yards and three scores while running 16 times for 95 yards and a touchdown. Nebraska posted its first win in non-conference action against a ranked opponent since 2001.

After Oregon took a 32-28 lead with 10:31 remaining, the Huskers went 80 yards on 11 plays to regain the lead. Nebraska was facing a 4th-and-9 at its 48 with less than four minutes remaining when Armstrong found Westerkamp for 14 yards to keep the chains moving. Two plays later, the senior quarterback sprinted 34 yards to give the Huskers the lead for good with 2:29 left.

Oregon had one last drive and got the ball to midfield before the Husker defense stiffened. On 3rd-and-20, Freedom Akinmoladun forced a fumble which Oregon recovered at the NU 48. The Ducks had one last chance, but Michael Rose-Ivey snuffed out the play, tackling quarterback Dakota Prukop at the 45 to secure the win.

Prukop threw for 146 yards and ran for 94 for the Ducks, who rushed for 336 yards, including 100 by Kani Benoit.

Trailing 20-7, De'Mornay Pierson-El electrified the 350th consecutive sellout, taking an Oregon punt back 45 yards to get the Huskers in scoring position. Armstrong connected with Westerkamp for a 2-yard TD pass with five seconds left in the half to cut the lead to six.

The Huskers took the second half kickoff and marched 75 yards in seven plays. The Husker ground game put Nebraska into scoring position, before Armstrong threw a 22-yard touchdown pass to Bryan Reimers to take a 21-20 lead. The Huskers extended the lead to 28-20, as Devine Ozigbo scored on a 7-yard run with 6:13 left in the third quarter.

Oregon answered back with a 75 yard touchdown drive capped by Benoit's 41-yard run one play after the Ducks converted a 3rd-and-27. Oregon regained the lead early in the fourth quarter when Brooks-James scored his third touchdown of the day, this one from one yard, to make it 32-28 after the two-point conversion failed. Oregon went just 1-of-5 in two-point conversion attempts.



SCORING SUMMARY

QTR	TIME	TEAM	SCORE
1st	08:19	ORE	Brooks-James 20 yd run (Nelson rush)
1st	02:05	NEB	Westerkamp 22 yd pass from Armstrong (Brown kick)
2nd	05:56	ORE	Brooks-James 2 yd run (pass failed)
2nd	02:30	ORE	Griffin 50 yd run (rush failed)
2nd	00:05	NEB	Westerkamp 3 yd pass from Armstrong (Brown kick)
3rd	11:48	NEB	Reimers 22 yd pass from Armstrong (Brown kick)
3rd	06:13	NEB	Ozigbo 7 yd run (Brown kick)
3rd	02:42	ORE	Benoit 41 yd run (pass failed)
4th	10:31	ORE	Brooks-James 1 yd run (rush failed)
4th	02:29	NEB	Armstrong 34 yd run (Brown kick)

TEAM STATISTICS

	ORE	NEB
FIRST DOWNS	20	26
RUSHES-YARDS (NET)	47-336	47-228
PASSING YDS (NET)	146	200
Passes Att-Comp-Int	23-14-0	35-17-0
TOTAL OFFENSE PLAYS-YARDS	70-482	82-428
Fumble Returns-Yards	1-34	0-0
Punt Returns-Yards	1-5	3-42
Kickoff Returns-Yards	4-70	2-40
Interception Returns-Yards	0-0	0-0
Punts (Number-Avg)	6-36.8	5-47.2
Fumbles-Lost	1-0	3-1
Penalties-Yards	13-126	7-55
Possession Time	24:55	35:05
Third-Down Conversions	5 of 14	5 of 13
Fourth-Down Conversions	2 of 3	2 of 3
Red-Zone Scores-Chances	3-3	2-3
Sacks By: Number-Yards	1-4	1-5

RUSHING: UO- Benoit, Kani 6-100; Prukop, Dakota 20-97; Griffin, Taj 8-68; Brooks-James, Tony 7-37; Freeman, Royce 5-31; Allen, Devon 1-1; Aiello, Brady 0-2. **Nebraska-** Ozigbo, Devine 21-95; Armstrong Jr., Tommy 16-95; Newby, Terrell 7-42; Bryant, Tre 1-4; TEAM 1-minus-2; Pierson-El, De'Mornay 1-minus-6

PASSING: UO- Prukop, Dakota 14-23-0-146-0. **Nebraska-** Armstrong Jr., Tommy 17-33-0-200-3; Fyfe, Ryker 0-1-0-0-0; Team 0-1-0-0-0.

RECEIVING: UO- Nelson, Charles 8-80; Carrington, Darren 3-36; Stanford, Dwayne 1-23; Griffin, Taj 1-6; Brown, Pharaoh 1-1. **Nebraska-** Carter, Cethan 5-48; Westerkamp, Jordan 3-39; Moore, Alonzo 3-37; Morgan Jr., Stanley 3-35; Reimers, Bryan 1-22; Pierson-El, De'Mornay 1-11; Ozigbo, Devine 1-8.

INTERCEPTIONS: UO- None. **Nebraska-** None

FUMBLES: UO- None. **Nebraska-** Pierson-El, De'Mornay 1-0; Bryant, Tre 1-0; Armstrong Jr., Tommy 1-1.

SACKS (Sacks-Yds): UO- Robinson, Tyree 1-4. **Nebraska-** Dzuris, Ross 1-5; Akinmoladun, Freedom 1-4

TACKLE LEADER (UA-A): UO- Ragin III, Johnny. 5-5. **Nebraska-** Gerry, Nathan 4-5

Game 4 | No. 20 Nebraska 24, Northwestern 13

SCORE BY QUARTERS	1	2	3	4	FINAL
Nebraska	0	10	14	0	24
Northwestern	0	7	6	0	13

Evanston, Ill. (Sept. 24) -- Quarterback Tommy Armstrong Jr. rushed for a career-high 132 yards and threw for 246 yards, leading No. 20 Nebraska to a 24-13 win over Northwestern.

Nebraska amassed 556 yards of total offense, as Armstrong accounted for 378 total yards, including his first 100-yard game since 2014. He also completed 18-of-29 passes for 246 yards and one touchdown.

Alonzo Moore led the Nebraska receivers with three receptions for a team-high 72 yards, including a 59-yarder to set up Terrell Newby's second-quarter touchdown to give the Huskers a 10-7 lead. Stanley Morgan Jr. added a team-high four receptions for 33 yards, while nine different Huskers hauled in catches on the night.

Despite dominating the game statistically, Nebraska was unable to put Northwestern away because of a pair of first-half fumbles into the end zone that resulted in touchdowns for the Wildcats instead of touchdowns for the Huskers. Those setbacks caused the Huskers to trail 7-3 late into the first half until Newby found paydirt from four yards out for the Big Red with 1:41 left in the second quarter.

While Nebraska lost a pair of turnovers in the Northwestern end zone in the first half, the Blackshirts evened that category with a pair of second-half interceptions. On Northwestern's opening drive of the second half, Aaron Williams pulled down an interception in the end zone to prevent the Wildcats from regaining the lead. Williams added seven tackles, including one tackle for loss.

Armstrong and the offense made Northwestern pay by marching 80 yards in 10 plays capped by Armstrong's four-yard touchdown pass to tight end Cethan Carter to give the Big Red a 17-7 edge. Carter finished with two catches for 31 yards while adding one carry for 16 yards.

Northwestern responded quickly with Clayton Thorson's 24-yard touchdown pass to Austin Carr to cap a five-play, 52-yard drive that cut Nebraska's lead to 17-13.

Leading 17-13 after Mitchell's missed extra point, Nebraska put the game away on its next drive, as Armstrong marched the Huskers 79 yards in nine plays capped by wide receiver Jordan Westerkamp's 10-yard touchdown run with 3:06 left in the third quarter.

Westerkamp's touchdown run capped the scoring in the game, as Joshua Kalu closed out a strong effort by the Blackshirt defense with his interception deep in Nebraska territory to end Northwestern's final scoring threat late in the fourth quarter. Kalu finished the game with seven tackles.

Husker safeties Nathan Gerry and Kieron Williams led the Blackshirts with eight tackles apiece. Gerry added two tackles for loss including a shared sack with defensive tackle Mick Stoltenberg, while pitching in a pair of big breakups.

SCORING SUMMARY

2nd	13:40	NEB	Brown 23 yd field goal
2nd	09:09	NU	Thorson 42 yd run (Mitchell kick)
2nd	01:41	NEB	Newby 4 yd run (Brown kick)
3rd	09:00	NEB	Carter 4 yd pass from Armstrong (Brown kick)
3rd	07:29	NU	Carr 24 yd pass from Thorson (kick failed)
3rd	03:06	NEB	Westerkamp 10 yd run (Brown kick)

TEAM STATISTICS

	NEB	NW
FIRST DOWNS	26	23
RUSHES-YARDS (NET)	47-310	32-137
PASSING YDS (NET)	246	251
Passes Att-Comp-Int	29-18-0	38-25-2
TOTAL OFFENSE PLAYS-YARDS	76-556	70-388
Fumble Returns-Yards	0-0	0-0
Punt Returns-Yards	0-0	1-5
Kickoff Returns-Yards	1-21	3-84
Interception Returns-Yards	2-0	0-0
Punts (Number-Avg)	5-38.6	6-40.5
Fumbles-Lost	2-2	0-0
Penalties-Yards	4-60	4-36
Possession Time	35:23	24:37
Third-Down Conversions	7 of 14	5 of 14
Fourth-Down Conversions	1 of 1	0 of 2
Red-Zone Scores-Chances	4-5	0-1
Sacks By: Number-Yards	4-17	0-0

RUSHING: NW- Jackson, Justin 20-79; Thorson, Clayton 10-43; Moten IV, John 1-11; Vault, Solomon 1-4. **Nebraska-** Armstrong Jr., Tommy 13-132; Newby, Terrell 10-69; Wilbon, Mikale 6-55; Ozigbo, Devine 13-41; Carter, Cethan 1-16; Westerkamp, Jordan 1-10; TEAM 3-minus-13.

PASSING: NW- Thorson, Clayton 24-37-2-249-1; Mitchell, Jack 1-1-0-2-0. **Nebraska-** Armstrong Jr., Tommy 18-29-0-246-1

RECEIVING: NW- Carr, Austin 8-109; Nagel, Flynn 5-48; Jackson, Justin 3-18; Vault, Solomon 2-17; Dickerson, Garrett 1-14; Wilson, Macan 1-11; Moten IV, John 1-9; Scanlan, Andrew 1-8; Skowronek, Ben 1-8; Fessler, Charlie 1-7; Micucci, Matt 1-2. **Nebraska-** Morgan Jr., Stanley 4-33; Moore, Alonzo 3-72; Pierson-El, De'Mornay 3-31; Carter, Cethan 2-31; Newby, Terrell 2-14; Reilly, Brandon 1-35; Westerkamp, Jordan 1-13; Cotton, Sam 1-11; Wilbon, Mikale 1-6.

INTERCEPTIONS: NW- None. **Nebraska-** Kalu, Joshua 1-0; Williams, Aaron 1-0

FUMBLES: NW- None. **Nebraska-** Newby, Terrell 1-1; Ozigbo, Devine 1-1

SACKS (Sacks-Yds): NW- None. **Nebraska-** Maurice, Kevin 2-12; Jones, Chris 1-2; Gerry, Nathan 0.5-1; Stoltenberg, Mick 0.5-2

TACKLE LEADER (UA-A): NW- Igwebuike, Godwin 13-2. **Nebraska-** Williams, Kieron 5-3; Gerry, Nathan 5-3

Game 5 | No. 15 Nebraska 31, Illinois 16

SCORE BY QUARTERS	1	2	3	4	FINAL
Illinois	0	13	3	0	16
No. 15 Nebraska	7	3	0	21	31

Lincoln (Oct. 1) -- Terrell Newby had 113 of his season-high 140 yards in the fourth quarter, including a pair of touchdowns, as No. 15 Nebraska rallied for a 31-16 win over Illinois.

Newby was spectacular, rushing or receiving on 18 of Nebraska's final 21 plays from scrimmage, scoring on runs of 3 and 63 yards as the Huskers outscored Illinois 21-0 in the fourth quarter.

Trailing 16-10, the Huskers took control with an 18-play, 75-yard drive that took 10:42 on the clock. Newby capped the drive with five consecutive carries, extending it with a run on 4th-and-1 before scoring one play later to give Nebraska a 17-16 lead.

After forcing a three-and-out, Newby led the Huskers to another score, touching the ball on nine of 10 plays before Tommy Armstrong Jr. found Trey Foster on a six yard TD pass to push the lead to 24-16.

The Blackshirts, who allowed a season-low 270 yards, forced a three-and-out, and Newby put the game out of reach with a season-long 63-yard touchdown run for the final margin. Nebraska extended its fourth-quarter dominance to 78-6 on the season.

Newby finished with a season-high 140 yards on 27 carries en route to his third career 100-yard game. Armstrong guided a balanced offense, completing 16-of-23 passes for 220 yards and a touchdown through the air. Armstrong completed passes to 10 different receivers in the win, as Nebraska improved to 5-0 overall and 2-0 in the Big Ten.

Nebraska took control early, going 75 yards on 13 plays on its opening drive, capped by an Armstrong one-yard run. On the next possession, the Huskers tried a 56-yard field goal, but came up short. Illinois took advantage of the short field, going 60 yards on eight plays culminating in a 31-yard touchdown run by Kendrick Foster to tie the score.

Nebraska regained the lead at 10-7 on Drew Brown's 29-yard field goal, but Illinois responded with a pair of field goals in the final 1:01 of the half to take a 13-10 halftime lead. Illinois extended the margin to 16-10 on Chase McLaughlin's third field goal of the game, this one coming from 33 yards with 7:40 left in the third quarter



Game 6 | No. 10 Nebraska 27, Indiana 22

SCORE BY QUARTERS	1	2	3	4	FINAL
No. 10 Nebraska	17	0	0	10	27
Indiana	0	8	7	7	22

Bloomington, Ind. (Oct. 15) -- No. 10 Nebraska jumped to a 17-0 first-quarter lead then got 10 huge points in the fourth quarter to hold off Indiana, 27-22.

The Huskers, who improved to 6-0 overall and 3-0 in the Big Ten, bled the clock dry behind the play of Tommy Armstrong Jr., I-back Terrell Newby and the rest of the Nebraska offense.

After Indiana cut the Huskers' lead to 24-22 with 8:26 left, the Huskers mounted a 15-play, 60-yard march that consumed 7:41 on the clock and all of Indiana's timeouts. Newby carried the load on the drive, while Armstrong added a big 12-yard run and a key fourth-down conversion at midfield. Newby, who finished the day with 102 yards and a touchdown, had nine totes for 49 yards on Nebraska's final drive.

Drew Brown extended NU's lead to 27-22 with a 39-yard field goal with 45 seconds remaining. The Blackshirts snuffed out Indiana's final drive following Aaron Williams' game-sealing interception with 30 seconds remaining. With the win, NU improved to 6-0 for the first time since 2001 and extended its winning streak to seven games.

Williams' interception was one of two turnovers forced by the Huskers, as Chris Jones' 33-yard interception return for a score helped stake Nebraska an early 17-point lead.


Nebraska completely controlled the first quarter on both sides of the ball. Armstrong led the Huskers on a 12-play, 52-yard drive to set up Brown's 40-yard field goal to give Nebraska a 3-0 lead.

On the Huskers' next possession, NU went 64 yards in six plays, highlighted by Brandon Reilly's spectacular 45-yard reception. Newby's four-yard scoring run made it 10-0.

Just 14 seconds later, Nebraska was back celebrating a touchdown as Jones intercepted a Richard Lagow pass and sprinted 33 yards untouched into the end zone to give Nebraska 17-0 lead.

While Nebraska owned the first quarter, Indiana controlled the second and third quarters to pull within 17-15 on Devine Redding's 33-yard run on the final play of the third quarter.

But the Husker offense provided a quick-strike answer of their own early in the fourth quarter, when Stanley Morgan Jr. made an outstanding adjustment on a deep ball thrown by Armstrong and turned it into a 72-yard touchdown pass. Morgan's touchdown pushed Nebraska's to 24-15.



SCORING SUMMARY

QTR	TIME	TEAM	SCORE
1st	08:23	NEB	Armstrong 1 yd run (Brown kick)
2nd	10:11	ILL	Foster 31 yd run (McLaughlin kick)
2nd	05:59	NEB	Brown 29 yd field goal
2nd	01:01	ILL	McLaughlin 24 yd field goal
2nd	00:00	ILL	McLaughlin 43 yd field goal
3rd	07:40	ILL	McLaughlin 33 yd field goal
4th	11:58	NEB	Newby 3 yd run (Brown kick)
4th	04:32	NEB	Foster 6 yd pass from Armstrong (Brown kick)
4th	02:03	NEB	Newby 63 yd run (Brown kick)

TEAM STATISTICS

	ILL	NEB
FIRST DOWNS	12	23
RUSHES-YARDS (NET)	21-124	49-203
PASSING YDS (NET)	146	220
Passes Att-Comp-Int	23-14-0	23-16-1
TOTAL OFFENSE PLAYS-YARDS	44-270	72-423
Fumble Returns-Yards	0-0	0-0
Punt Returns-Yards	0-0	3-42
Kickoff Returns-Yards	2-38	2-54
Interception Returns-Yards	1-24	0-0
Punts (Number-Avg)	4-41.5	0-0.0
Fumbles-Lost	0-0	1-1
Penalties-Yards	7-48	3-35
Possession Time	21:59	38:01
Third-Down Conversions	2 of 9	10 of 14
Fourth-Down Conversions	0 of 1	1 of 1
Red-Zone Scores-Chances	2-2	4-5
Sacks By: Number-Yards	0-0	1-9

RUSHING: ILL- Corbin, Reggie 9-72; Foster, Kendrick 7-46; Lunt, Wes 2-5; Vaughn, Ke'Shawn 1-1; Echard, Nathan 2-0. **Nebraska-**Newby, Terrell 27-140; Ozigbo, Devine 10-35; Armstrong Jr., Tommy 8-12; Reilly, Brandon 1-11; Pierson-El, De'Mornay 1-4; Wilbon, Mikale 1-3.

PASSING: ILL- Lunt, Wes 13-22-0-133-0; Crouch, Chayce 1-1-0-13-0. **Nebraska-**Armstrong Jr., Tommy 16-23-1-220-1.

RECEIVING: ILL- Turner, Malik 5-57; Corbin, Reggie 3-18; Hardee, Justin 3-17; Grant, Zach 2-28; Echard, Nathan 1-26. **Nebraska-**Westerkamp, Jordan 4-65; Morgan Jr., Stanley 3-39; Newby, Terrell 2-26; Ozigbo, Devine 1-37; Wilbon, Mikale 1-13; Cotton, Sam 1-12; Reilly, Brandon 1-10; Pierson-El, De'Mornay 1-10; Foster, Trey 1-6; Carter, Cethan 1-2.

INTERCEPTIONS: ILL- Mosley, Darius 1-24. **Nebraska-**None

FUMBLES: ILL-None. **Nebraska-**Wilbon, Mikale 1-1

SACKS (Sacks-Yds): ILL-None. **Nebraska-**Akinmoladun, Freedom 1-9

TACKLE LEADER (UA-A): ILL-Nelson, Patrick 4-12. **Nebraska-**Young II, Dedrick 2-4; Rose-Ivey, Michael 1-5

SCORING SUMMARY

1st	09:46	NEB	Brown 40 yd field goal
1st	04:47	NEB	Newby 4 yd run (Brown kick)
1st	04:33	NEB	Jones 33 yd interception return (Brown kick)
2nd	12:29	IND	TEAM safety
2nd	07:23	IND	Oakes 36 yd field goal
2nd	01:18	IND	Oakes 45 yd field goal
3rd	00:00	IND	Redding 33 yd run (Oakes kick)
4th	09:57	NEB	Morgan Jr. 72 yd pass from Armstrong (Brown kick)
4th	08:26	IND	Redding 4 yd pass from Lagow (Oakes kick)
4th	00:45	NEB	Brown 39 yd field goal

TEAM STATISTICS

	NEB	IND
FIRST DOWNS	17	18
RUSHES-YARDS (NET)	45-152	30-88
PASSING YDS (NET)	208	245
Passes Att-Comp-Int	26-10-2	39-24-2
TOTAL OFFENSE PLAYS-YARDS	71-360	69-333
Fumble Returns-Yards	0-0	0-0
Punt Returns-Yards	4-25	2-48
Kickoff Returns-Yards	3-62	4-76
Interception Returns-Yards	2-29	2-4
Punts (Number-Avg)	6-31.5	6-40.3
Fumbles-Lost	0-0	0-0
Penalties-Yards	9-53	1-10
Possession Time	32:56	27:04
Third-Down Conversions	5 of 15	5 of 15
Fourth-Down Conversions	1 of 1	0 of 2
Red-Zone Scores-Chances	2-2	2-2
Sacks By: Number-Yards	3-24	1-13

RUSHING: IND- Redding, Devine 11-57; Diamont, Zander 8-31; Williams, Devonte 4-10 Paige, Mitchell 1-7; Majette, Mike 3-5; Natee, Tyler 1-minus-1; Lagow, Richard 2-minus-21. **Nebraska-** Newby, Terrell 22-102; Armstrong Jr., Tommy 11-36; Reilly, Brandon 3-7; Pierson-El, De'Mornay 2-6; Ozigbo, Devine 1-2; Bryant, Tre 5-1; TEAM 1-2.

PASSING: IND- Lagow, Richard 19-32-2-196-1; Diamont, Zander 5-7-0-49-0. **Nebraska-** Armstrong Jr., Tommy 10-26-2-208-1

RECEIVING: IND-Paige, Mitchell 9-101; Jones, Ricky 6-76; Williams, Devonte 2-18; Redding, Devine 2-5; Hale, Donovan 1-18; Thorton, Leon 1-11; Timian, Luke 1-11; Friend, Danny 1-6; Majette, Mike 1-minus-1. **Nebraska-**Morgan Jr., Stanley 3-93; Cotton, Sam 3-37; Reilly, Brandon 2-60; Reimers, Bryan 1-17; Newby, Terrell 1-1.

INTERCEPTIONS: IND-Fields, Tony 1-0; Crawford, Jonathan 1-4. **Nebraska-**Jones, Chris 1-33; Williams, Aaron 1-minus-4

FUMBLES: IND-None **Nebraska-**None

SACKS (Sacks-Yds): IND-Oliver, Marcus 1-13. **Nebraska-**Young, Dedrick 1-3; Williams, Aaron 1-13; Newby, Marcus 1-8

TACKLE LEADER (UA-A): IND-Scales, Tegray 8-4. **Nebraska-**Banderas, Josh 8-3

Game 7 | No. 8 Nebraska 27, Purdue 14

SCORE BY QUARTERS	1	2	3	4	FINAL
Purdue	7	7	0	0	14
No. 8 Nebraska	10	0	7	10	27

Lincoln (Oct. 22) – Tommy Armstrong Jr. became Nebraska's career leader in pass completions and accounted for 303 yards of total offense as Nebraska improved to 7-0 with a 27-14 win over Purdue.

Armstrong completed 17-of-31 passes for 252 yards and one touchdown, while adding 51 rushing yards and a touchdown.

Nebraska used another quick start and a strong second-half defensive effort to remain unbeaten. Kieron Williams opened the game with an interception on Purdue's first play from scrimmage and Armstrong scampered 22 yards on the next play, giving the Huskers a 7-0 lead just 16 seconds into the game.

Purdue came right back behind the play of David Blough, who was 16-of-20 for 231 yards and two TD passes in the first half. Blough found DeAngelo Yancey on scoring passes of one and 88 yards, as the Boilermakers took a 14-10 lead into the locker room.


But as they have done throughout the season, the Huskers controlled the second half, outscoring Purdue 17-0 after halftime, including 10-0 in the fourth quarter. The Blackshirts allowed just 94 yards in the second half, giving the Husker offense time to regroup. Josh Banderas led NU with a season-high 13 tackles, while Williams posted his second multi-interception game of his career.

Nebraska regained the lead for good midway through the third quarter, going 68 yards in five plays, as Armstrong found a streaking De'Mornay Pierson-El for a 40-yard scoring strike to give NU a 17-14 lead. Pierson-El had three catches for a season-high 69 yards, while Brandon Reilly led the Huskers with four catches for 73 yards.

After forcing a Purdue punt, Nebraska put together its most sustained drive of the day with an 11-play 82-yard march, culminating in a 24-yard scoring run from Alonzo Moore to extend the lead to 24-14 with 14:05 left.

On Purdue's next possession, the Boilermakers attempted a fake punt in their own territory that was snuffed out by the Husker special teams. Despite losing five yards on their drive, the Huskers and Drew Brown put three more points on the board with his career-long 51-yard field goal to give Nebraska a 27-14 edge. The Blackshirts continued to apply pressure, snuffing out another Purdue drive with Williams' second interception of the game and team-leading fourth of the season.

As a team, Nebraska amassed 409 yards of total offense including 157 rushing yards on 37 attempts. The Huskers also controlled the clock by holding possession for 33:19. Terrell Newby led the NU ground game with 82 yards on 22 carries. Blough completed 25-of-43 passes for 309 yards with two touchdowns and one interception.



SCORING SUMMARY

1st	14:44	NEB	Armstrong 22 yd run (Brown kick)
1st	10:20	PUR	Yancey 1 yd pass from Blough (Dellinger kick)
1st	04:03	NEB	Brown 30 yd field goal
2nd	10:52	PUR	Yancey 88 yd pass from Blough (Dellinger kick)
3rd	07:45	NEB	Pierson-El 40 yd pass from Armstrong (Brown kick)
4th	14:05	NEB	Moore 24 yd run (Brown kick)
4th	11:10	NEB	Brown 51 yd field goal

TEAM STATISTICS

	PUR	NEB
FIRST DOWNS	13	22
RUSHES-YARDS (NET)	22-24	37-157
PASSING YDS (NET)	309	252
Passes Att-Comp-Int	45-25-2	31-17-1
TOTAL OFFENSE PLAYS-YARDS	67-333	68-409
Fumble Returns-Yards	0-0	0-0
Punt Returns-Yards	1-4	1-0
Kickoff Returns-Yards	2-41	1-59
Interception Returns-Yards	1-23	2-1
Punts (Number-Avg)	5-44.6	5-40.0
Fumbles-Lost	0-0	0-0
Penalties-Yards	4-32	7-67
Possession Time	26:41	33:19
Third-Down Conversions	6 of 16	7 of 15
Fourth-Down Conversions	2 of 5	0 of 0
Red-Zone Scores-Chances	1-1	3-3
Sacks By: Number-Yards	1-14	3-32

RUSHING: Purdue-Jones, Markell 10-36; Worship, Richie 3-8; Lankford-Johnson, Brian 1-2; Kimbrough, Malik 2-1; TEAM 1-minus-2; Blough, David 5-minus-21. **Nebraska-Newby, Terrell** 22-82; Armstrong Jr., Tommy 10-51; Moore, Alonzo 2-24; Wilbon, Mikale 1-1; Pierson-El, De'Mornay 1-0; TEAM 1-minus-1

PASSING: Purdue-Blough, David 25-43-1-309-2; Jones, Markell 0-1-1-0-0; Marshall, Bilal 0-1-0-0-0. **Nebraska-Armstrong Jr., Tommy** 17-31-1-252-1

RECEIVING: Purdue-Marshall, Bilal 5-84; Herdman, Cole 5-39; Yancey, DeAngelo 4-100; Jones, Markell 4-27; Posey, Cameron 3-29; Hopkins, Brycen 2-20; Kimbrough, Malik 1-5; Phillips, Gregory 1-5. **Nebraska-Reilly, Brandon** 4-73; Pierson-El, De'Mornay 3-69; Cotton, Sam 3-27; Morgan Jr., Stanley 2-43; Newby, Terrell 2-21; Moore, Alonzo 1-14; Wilbon, Mikale 1-4; Bryant, Tre 1-1.

INTERCEPTIONS: Purdue-Hermann, Jimmy 1-23. **Nebraska-Williams, Kieron** 2-1

FUMBLES: Purdue-None **Nebraska-None**

SACKS (Sacks-Yds): Purdue-Neal, Lorenzo 1-9. **Nebraska-Davis, Carlos** 1-17; Maurice, Kevin 1-8; Dzuris, Ross 1-7

TACKLE LEADER (UA-A): Purdue-Hunte, De'Wan 4-5. **Nebraska-Banderas, Josh** 5-8

Game 8 | No. 11 Wisconsin 23, No. 7 Nebraska 17

SCORE BY QUARTERS	1	2	3	4	OT	FINAL
No. 7 Nebraska	0	7	0	10	0	17
No. 11 Wisconsin	7	3	7	0	6	23

Madison, Wis. (Oct. 29) -- No. 7 Nebraska overcame a 10-point fourth-quarter deficit to send the game to overtime tied at 17, but No. 11 Wisconsin scored a touchdown on its first OT possession to give the Badgers a 23-17 win at Camp Randall Stadium.

Dare Ogunbowale scored from 11 yards out in overtime, but Andrew Endicott missed the extra-point attempt wide left to leave the door open for the Huskers in overtime.

The Huskers could not capitalize, as Tommy Armstrong could not connect with Stanley Morgan Jr. in the end zone for the potential game winner. Morgan had four catches for 56 yards in the fourth quarter to help NU get to overtime.

Morgan finished the night with a career-high five catches for 58 yards, while Jordan Westerkamp added three receptions for a team-best 62 yards.

Armstrong struggled throughout the night against a stingy Badger defense, completing just 12-of-31 passes for 153 yards with two first-half interceptions. However, Nebraska's Blackshirt defense allowed just three points off the turnovers to keep the Huskers within striking distance.

The Blackshirts made up for Armstrong's first-half interceptions by pulling down a pair of their own in the fourth quarter - both by senior safety Nathan Gerry. The Husker offense also managed just three points from the two turnovers.

In fact, the two teams not only matched each other point-for-point during regulation, it was nearly yard-for-yard. Nebraska totaled 303 yards in regulation, while Wisconsin had 312. But in the overtime, Wisconsin prevailed with six points and 25 yards on the ground, while the Huskers mustered just two yards on their OT possession.

The teams traded early touchdowns before Wisconsin took a 10-7 lead on Endicott's 44-yard field goal with 6:53 left in the half. Wisconsin extended the margin to 17-7 midway through the third quarter as Alex Hornibrook hit Robert Wheelwright with a nine-yard touchdown pass.

Nebraska fought back, scoring 10 unanswered points in the fourth quarter to send the game to overtime. Armstrong led NU on a 14-play drive, going the final two yards to pull Nebraska within 17-14 with 13:45 remaining.

Gerry led the Huskers with a pair of fourth-quarter interceptions. His second led to NU's game-tying field goal. NU went 52 yards in 11 plays before Drew Brown's 35-yard field tied the score with 3:43 in regulation.



SCORING SUMMARY

1st	09:46	NEB	Brown 40 yd field goal
1st	09:38	WIS	Shaw 21 yd run (Endicott kick)
2nd	13:41	NEB	Ozigbo 1 yd run (Brown kick)
2nd	06:53	WIS	Endicott 44 yd field goal
3rd	08:17	WIS	Wheelwright 9 yd pass from Hornibrook (Endicott kick)
4th	13:45	NEB	Armstrong Jr. 2 yd run (Brown kick)
4th	03:43	NEB	Brown 35 yd field goal
OT	15:00	WIS	Ogunbowale 11 yd run (Endicott kick failed)

TEAM STATISTICS

	NEB	WIS
FIRST DOWNS	16	16
RUSHES-YARDS (NET)	44-152	38-223
PASSING YDS (NET)	153	114
Passes Att-Comp-Int	31-12-2	23-14-2
TOTAL OFFENSE PLAYS-YARDS	75-305	61-337
Fumble Returns-Yards	0-0	0-0
Punt Returns-Yards	4-36	1-24
Kickoff Returns-Yards	2-34	2-45
Interception Returns-Yards	2-10	2-5
Punts (Number-Avg)	7-41.6	6-38.3
Fumbles-Lost	0-0	0-0
Penalties-Yards	2-10	1-5
Possession Time	32:15	27:45
Third-Down Conversions	9 of 18	5 of 13
Fourth-Down Conversions	0 of 1	0 of 0
Red-Zone Scores-Chances	3-3	2-2
Sacks By: Number-Yards	2-10	1-8

RUSHING: WIS-Ogunbowale, Dare 11-120; Clement, Corey 19-82; Shaw, Bradrick 2-23; Wheelwright, Robert 1-6; Peavy, Jazz 1-2; Ingold, Alec 1-1; Team 1-minus-1; Houston, Bart 2-10. **Nebraska-Newby, Terrell** 17-77; Armstrong Jr., Tommy 13-39; Ozigbo, Devine 10-33; Pierson-El, De'Mornay 1-2; Wilbon, Mikale 2-2; Westerkamp, Jordan 1-minus-1

PASSING: WIS-Hornibrook, Alex 10-16-1-71-1; Houston, Bart 4-7-1-43-0. **Nebraska-Armstrong Jr., Tommy** 12-31-2-153-0

RECEIVING: WIS-Wheelwright, Robert 5-43; Fumagalli, Troy 4-48; Peavy, Jazz 3-25; Ramesh, Austin 1-minus-1; Ogunbowale, Dare 1-minus-1. **Nebraska-Morgan Jr., Stanley** 5-58; Westerkamp, Jordan 3-62; Reilly, Brandon 2-19; Pierson-El, De'Mornay 1-14; Tewby, Terrell 1-0

INTERCEPTIONS: WIS-Shelton, Sojour 1-0; Dixon, D'Cota 1-5. **Nebraska-Gerry, Nathan** 2-10

FUMBLES: WIS-None **Nebraska-None**

SACKS (Sacks-Yds): WIS-Dooley, Garret 1-8. **Nebraska-Davis, Carlos** 1-7; Stoltenberg, Mick 1-3 **TACKLE LEADER (UA-A):** WIS-Jacobs, Leon 7-4; Connelly, Ryan 7-4. **Nebraska-Rose-Ivey, Michael** 6-2; Banderas, Josh 4-4

Game 9 | No. 6 Ohio St. 62, No. 10 Nebraska 3

SCORE BY QUARTERS	1	2	3	4	FINAL
No. 10 Nebraska	3	0	0	0	3
No. 6 Ohio State	14	17	24	7	62

Columbus, Ohio (Nov. 5) - No. 10 Nebraska gave up a pick-six on a tipped ball on the game's third play from scrimmage, and the Huskers were unable to recover in a 62-3 loss at No. 6 Ohio State.

The Huskers lost senior starting quarterback Tommy Armstrong Jr. midway through the second quarter shortly after he became Nebraska's career leader in total offense. Armstrong returned to the stadium, but did not return to action.

On NU's third play Armstrong's pass was deflected and snagged by OSU's Damon Webb who went 36 yards to give the Buckeyes a 7-0 lead.

Armstrong and Nebraska provided an answer on their next drive, covering 72 yards in 15 plays before stalling inside the Buckeye 5 and settling for a Drew Brown field goal. The play was set up by a 26-yard reception by Stanley Morgan Jr.

OSU came right back with a 10-play drive capped by J.T. Barrett's touchdown pass to Terry McLaurin. The Buckeyes extended the lead to 21-3, going 83 yards in nine plays capped by running back Mike Weber's 23-yard touchdown run. Weber, who finished with 72 yards on 11 carries on the night, pushed the OSU lead to 21-3 with 12:21 left.

Armstrong left the game with just over six minutes left in the half after he picked up an 11-yard run deep into Ohio State territory. The Huskers were unable to score and Ohio State took a 31-3 halftime lead on a one-yard touchdown pass from Barrett to Curtis Samuel on the final offensive play of the half. The Buckeye duo also connected again on the first play of the second half for a 75-yard touchdown to make it 38-3. Samuel led OSU with eight catches for 137 yards on the evening.

For the game, Nebraska managed just 204 yards of total offense, including just 78 rushing and 126 passing. Terrell Newby led the Husker ground game with 13 carries for 54 yards to become the 29th back in Nebraska history to reach 2,000 career yards. Armstrong added 19 yards rushing and 74 yards passing despite going just 4-for-15 through the air. Fyfe completed 5-of-18 passes for 52 yards in place of Armstrong.

Westerkamp led Nebraska with four receptions for 51 yards, while Morgan added three catches for 56 yards. Cethan Carter was the only other Husker to haul in a pass on the night with two catches for 19 yards.

Ohio State accumulated 590 yards, including 352 passing and 238 rushing. Barrett completed 26-of-38 passes for 290 yards, while backup Joe Burrow went 6-for-6 for 62 yards. Demario McCall led all rushers in the game with 73 yards on 16 carries for the Buckeyes, while Barrett added 39 yards on eight totes.



SCORING SUMMARY

1st	13:26	OSU	Webb 36 yd interception return (Durbin kick)
1st	07:45	NEB	Brown 20 yd field goal
1st	03:16	OSU	McLaurin 7 yd pass from Barrett (Durbin kick)
2nd	12:21	OSU	Weber 23 yd run (Durbin kick)
2nd	08:22	OSU	Durbin 28 yd field goal
2nd	00:03	OSU	Samuel 1 yd pass from Barrett (Durbin kick)
3rd	14:48	OSU	Samuel 75 yd pass from Barrett (Durbin kick)
3rd	10:00	OSU	Brown 6 yd pass from Barrett (Durbin kick)
3rd	01:35	OSU	Durbin 28 yd field goal
3rd	00:34	OSU	Hooker 48 yd interception return (Durbin kick)
4th	07:19	OSU	Burrow 12 yd run (Durbin kick)

TEAM STATISTICS

	NEB	OSU
FIRST DOWNS	9	34
RUSHES-YARDS (NET)	24-78	42-238
PASSING YDS (NET)	126	352
Passes Att-Comp-Int	33-9-2	44-32-0
TOTAL OFFENSE PLAYS-YARDS	57-204	86-590
Fumble Returns-Yards	0-0	0-0
Punt Returns-Yards	0-0	3-8
Kickoff Returns-Yards	8-133	1-39
Interception Returns-Yards	0-0	2-84
Punts (Number-Avg)	6-41.8	0-0.0
Fumbles-Lost	0-0	1-1
Penalties-Yards	4-43	4-35
Possession Time	22:42	37:18
Third-Down Conversions	5 of 16	11 of 15
Fourth-Down Conversions	0 of 2	1 of 1
Red-Zone Scores-Chances	1-3	6-6
Sacks By: Number-Yards	0-0	0-0

RUSHING: Ohio State-McCall, Demario 16-73; Weber, Mike 11-72; Samuel, Curtis 5-41; Barrett, J.T. 8-39; Burrow, Joe 2-13. **Nebraska**-Newby, Terrell 13-54; Armstrong Jr., Tommy 4-19; Wilbon, Mikale 3-13; Pierson-El, De'Mornay 1-minus-1; Ozigbo, Devine 3-minus-7.

PASSING: Ohio State-Barrett, J.T. 26-38-0-290-4; Burrow, Joe 6-6-0-62-0. **Nebraska**-Fyfe, Ryker 5-18-1-52-0; Armstrong Jr., Tommy 4-15-1-74-0.

RECEIVING: Ohio State-Samuel, Curtis 8-137; Hill, K.J. 5-66; Wilson, Dontre 4-44; Baugh, Marcus 4-35; Alexander, A.J. 3-24; Smith, Corey 3-2; Brown, Noah 2-14; Weber, Mike 1-15; Mack, Austin 1-8; McLaurin, Terry 1-7. **Nebraska**-Westerkamp, Jordan 4-51; Morgan Jr., Stanley 3-56; Carter, Cethan 2-19.

INTERCEPTIONS: Ohio State-Hooker, Malik 1-48; Webb, Damon 1-36. **Nebraska**-None

FUMBLES: Ohio State-Wilson, Dontre 1-1. **Nebraska**-None

SACKS (Sacks-Yds): Ohio State-None. **Nebraska**-None

TACKLE LEADER (UA-A): Ohio State-Hubbard, Sam 3-2; Fuller, Jordan 2-3. **Nebraska**-Banderas, Josh 2-7; Gerry, Nathan 9-0; Kalu, Joshua 7-2.

Game 10 | No. 21 Nebraska 24, Minnesota 17

SCORE BY QUARTERS	1	2	3	4	FINAL
Minnesota	7	10	0	0	17
No. 21 Nebraska	3	7	7	7	24

Lincoln (Nov. 12) --- Tommy Armstrong Jr. threw two touchdown passes and ran for the game winner midway through the fourth quarter, as No. 21 Nebraska rallied from a 17-10 halftime deficit for a 24-17 victory over Minnesota.

Armstrong's 13-yard scoring run with 7:17 left in the game capped a 13-play, 91-yard drive that consumed 5:40 and kept the Huskers in contention for a Big Ten West Division championship. It also tied Heisman Trophy winner Eric Crouch for the Nebraska total touchdown record with 90 in his career.

Armstrong completed 19-of-27 passes for 217 yards and two touchdowns, while adding nine carries for 61 yards on the ground. His 35-yard touchdown pass to Tre Bryant gave the Huskers their first lead early in the second quarter. Armstrong's second scoring pass went 31 yards to Terrell Newby midway through the third quarter to tie the game at 17. Newby added 16 carries for 85 yards on the ground, including several big fourth-quarter carries to help the Huskers to victory.

Armstrong helped the Huskers battle their way to 374 yards of total offense, including 217 passing and 157 rushing. While the offense was able to overcome a stingy Minnesota defense, Nebraska's Blackshirt defense shut out the Golden Gophers in the second half and limited Minnesota to just 265 total yards.

Kieron Williams and Aaron Williams teamed for the game's biggest defensive play to secure the win for the Huskers. With Minnesota knocking on door with 1st-and-10 at the NU 17, Aaron Williams deflected a Mitch Leidner pass intended for Drew Wolitarsky. The ball ricocheted into the waiting arms of Kieron Williams at the NU 2 for his team-leading fifth interception of the season.

Kieron Williams finished with five tackles on the night, while Aaron Williams finished with a career-high 11 stops including a tackle for loss. Josh Banderas added 11 tackles and two tackles for loss, while senior defensive tackle Kevin Maurice matched his career high with eight tackles for the Blackshirts.

Leidner led the Golden Gophers to a 17-10 halftime lead and finished the night 18-of-27 through the air for 180 yards. His favorite target was Wolitarsky, who hauled in eight receptions for 90 yards. Leidner added eight carries for 15 yards on the ground, including a one-yard touchdown plunge with 4:54 left in the first half to give Minnesota a 14-10 lead.

Rodney Smith, who capped a massive 14-play, 75-yard drive that consumed the game's first 7:33 with a three-yard touchdown run, led the Gopher ground game with 17 carries for 53 yards.

The Golden Gophers were able to tack on a 42-yard Emmitt Carpenter field goal as time expired in the second quarter to take a 17-10 halftime lead, but the Huskers opened the second half with an 11-play, 79-yard march on the opening drive of the third quarter to tie the score at 17.

SCORING SUMMARY

QTR	TIME	TEAM	SCORE
1st	07:27	MINN	Smith 3 yd run (Carpenter kick)
1st	02:42	NEB	Brown 46 yd field goal
2nd	13:24	NEB	Bryant 35 yd pass from Armstrong Jr. (Brown kick)
2nd	04:54	MINN	Leidner 1 yd run (Carpenter kick)
2nd	00:00	MINN	Carpenter 42 yd field goal
3rd	09:16	NEB	Newby 31 yd pass from Armstrong Jr. (Brown kick)
4th	07:17	NEB	Armstrong Jr. 13 yd run (Brown kick)

TEAM STATISTICS

	MINN	NEB
FIRST DOWNS	15	19
RUSHES-YARDS (NET)	34-85	32-157
PASSING YDS (NET)	180	217
Passes Att-Comp-Int	28-18-1	28-19-0
TOTAL OFFENSE PLAYS-YARDS	62-265	60-374
Fumble Returns-Yards	0-0	0-0
Punt Returns-Yards	0-0	3-1
Kickoff Returns-Yards	2-30	1-20
Interception Returns-Yards	0-0	1-12
Punts (Number-Avg)	5-44.2	4-30.5
Fumbles-Lost	0-0	1-0
Penalties-Yards	2-15	8-81
Possession Time	30:54	29:06
Third-Down Conversions	8 of 16	7 of 15
Fourth-Down Conversions	1 of 1	2 of 2
Red-Zone Scores-Chances	2-3	1-1
Sacks By: Number-Yards	1-6	0-0

RUSHING: Minnesota-Smith, Rodney 17-53; Brooks, Shannon 9-17; Leidner, Mitch 8-15; **Nebraska**-Newby, Terrell 16-85; Armstrong Jr., Tommy 9-61; Pierson-El, De'Mornay 3-21; Bryant, Tre 1-0; TEAM 2-minus-4; Fyfe, Ryker 1-minus-6

PASSING: Minnesota-Leidner, Mitch 18-27-1-180-0; **Nebraska**-Armstrong Jr., Tommy 19-27-0-217-2; Fyfe, Ryker 0-1-0-0-0

RECEIVING: Minnesota-Wolitarsky, Drew 8-90; Smith, Rodney 3-17; Still, Rashad 2-16; Johnson, Tyler 1-25; Wozniak, Nate 1-11; Brooks, Shannon 1-9; Carter, Eric 1-6; Beebe, Colton 1-6. **Nebraska**-Westerkamp, Jordan 6-50; Moore, Alonzo 3-36; Pierson-El, De'Mornay 3-35; Carter, Cethan 3-15; Bryant, Tre 1-35; Newby, Terrell 1-31; Wilbon, Mikale 1-11; Morgan Jr., Stanley 1-4

INTERCEPTIONS: Minnesota-None. **Nebraska**-Williams, Kieron 1-12

FUMBLES: Minnesota-None. **Nebraska**-Pierson-El 1-0.

SACKS (Sacks-Yds): Minnesota-Cashman, Blake 1-6. **Nebraska**-None

TACKLE LEADER (UA-A): Minnesota-Winfield Jr., Antoine 5-5. **Nebraska**-Banderas, Josh 6-5; Williams, Aaron 5-6

Game 11 | No. 19 Nebraska 28, Maryland 7

SCORE BY QUARTERS	1	2	3	4	FINAL
Maryland	0	0	0	7	7
No. 19 Nebraska	14	7	7	0	28

Lincoln (Nov. 19) – Terrell Newby rushed for a career-high three touchdowns and senior quarterback Ryker Fyfe won the first game as a starter of his career to lead No. 19 Nebraska to a 28-7 victory over Maryland.

Newby finished his final game at Memorial Stadium with 22 carries for 98 yards including touchdown runs of eight, five and one yards. Fyfe completed a Nebraska team season-high 23 passes in 37 attempts for 220 yards including a four-yard touchdown pass to Jordan Westerkamp to earn the victory.

The Huskers honored their 30-player senior class in pregame ceremonies, including punter Sam Foltz who passed away in a car accident prior to the start of the season while at a kicking camp in Wisconsin.

Nebraska's Blackshirt defense posted its most dominant performance of the season, silencing the Terrapins for three quarters and holding them to just 207 total yards, with 92 of those yards coming on a screen pass that went for a touchdown early in the fourth quarter to spoil the Husker shutout. The Blackshirts held Maryland to just 11 rushing yards and recorded a season-high five sacks.

Fyfe led Nebraska to 401 yards of total offense, including 220 passing and 181 yards on the ground. Freshman I-back Tre Bryant contributed a career-high 56 yards on 13 carries, while senior wide receiver Brandon Reilly added three carries for 16 yards and Fyfe pitched in 10 yards on five carries.

Westerkamp led the Husker receiving corps with 85 yards on eight catches including his touchdown, while Reilly pitched in four receptions for 49 yards and senior receiver Alonzo Moore added four more catches for 15 yards.

Fyfe led the Huskers to a 14-0 first-quarter lead by completing 5-of-7 passes for 76 yards. He added a then-season-long 14-yard run on 4th-and-1 to set up Nebraska's second touchdown run by Newby. Fyfe led the Huskers on seven-play scoring drives of 72 and 57 yards in the first quarter, as the Huskers rolled up 123 total yards on 16 plays in the first quarter. Newby scored on touchdown runs of eight and five yards among his six carries for 28 yards in the quarter.

Nebraska extended the lead to 21-0 in the final minutes of the half, as Fyfe keyed the drive with a career-long 21-yard run on third and 10 from the NU 45. The Huskers struck paydirt with 17 seconds left in the half, as Westerkamp hauled in a four-yard TD pass for his fifth catch of the half.

Nebraska's defense, which held Maryland to -11 yards in the third quarter, stuffed the Terps on the opening drive of the second half before the Huskers went on a 14-play, 69-yard march that took nearly eight minutes. Newby capped the drive with his third score of the day to make it 28-0.

The Blackshirts lost the shutout early in the fourth quarter, when Max Bornentschlager found D.J. Moore on a short screen pass. He broke several tackles and went 92 yards for the final score. Bornentschlager finished 14-for-29 for 191 yards on the day, while Moore had six receptions for 124 yards.

SCORING SUMMARY

1st	09:42	NEB	Newby 8 yd run (Lindsay kick)
1st	04:28	NEB	Newby 5 yd run (Lindsay kick)
2nd	00:17	NEB	Westerkamp 4 yd pass from Fyfe (Lindsay kick)
3rd	03:30	NEB	Newby 1 yd run (Lindsay kick)
4th	12:22	UMD	Moore 92 yd pass from Bortenschlager (Greene kick)

TEAM STATISTICS

	MD	NEB
Score	7	28
FIRST DOWNS	9	28
RUSHES-YARDS (NET)	25-11	45-181
PASSING YDS (NET)	196	220
Passes Att-Comp-Int	31-15-0	37-23-0
TOTAL OFFENSE PLAYS-YARDS	56-207	82-401
Fumble Returns-Yards	0-0	0-0
Punt Returns-Yards	2-5	2-16
Kickoff Returns-Yards	5-122	2-37
Interception Returns-Yards	0-0	0-0
Punts (Number-Avg)	8-40.4	5-44.4
Fumbles-Lost	5-0	1-0
Penalties-Yards	5-65	2-20
Possession Time	21:00	39:00
Third-Down Conversions	4 of 15	8 of 17
Fourth-Down Conversions	1 of 3	2 of 3
Red-Zone Scores-Chances	0-0	4-5
Sacks By: Number-Yards	3-25	5-35

RUSHING: Maryland-Johnson, Ty 7-21; Brown, Wes 3-13; Funk, Jake 1-1; Goins, Kenneth 2-1; Pigrome, Tyrell 1-minus-3; Bortenschlager, Max 11-minus-22 **Nebraska**-Newby, Terrell 22-98; Bryant, Tre 13-56; Reilly, Brandon 3-16; Fyfe, Ryker 5-10; Pierson-El, De'Mornay 1-7 **TEAM** 1-minus-6.

PASSING: Maryland-Bortenschlager, Max 14-29-0-191-1; Lees, Wade 1-1-0-5-0; Rowe, Caleb 0-1-0-0-0. **Nebraska**-Fyfe, Ryker 23-37-0-220-1

RECEIVING: Maryland-Moore, D.J. 6-124; Jacobs, Levern 4-35; Morgan, Teldrick 2-9; Brown, Wes 1-18; Goins, Kenneth 1-5; Funk, Jake 1-5. **Nebraska**-Westerkamp, Jordan 8-85; Reilly, Brandon 4-49; Moore, Alonzo 4-15; Newby, Terrell 2-16; Carter, Cethan 1-14; Bryant, Tre 1-13; Pierson-El, De'Mornay 1-10; Reimers, Bryan 1-10; Morgan Jr., Stanley 1-8.

INTERCEPTIONS: Maryland-None. **Nebraska**-None

FUMBLES: Maryland-Maryland-Bortenschlager, Max 4-0; Morgan, Ty 1-0 **Nebraska**-Team 1-0

SACKS (Sacks-Yds): Maryland-Cockeille, Shane 2-12; Aniebonam, Jesse 1-13 **Nebraska**-Akinmoladun, Freedom 2-15; Williams, Aaron 1-5; Dzuris, Ross 1-7; Newby, Marcus 1-8

TACKLE LEADER (UA-A): Maryland-Ross, Jarrett 7-6. **Nebraska**-Banderas, Josh 0-9

Game 12 | Iowa 40, No. 17 Nebraska 10

SCORE BY QUARTERS	1	2	3	4	FINAL
No. 17 Nebraska	0	3	7	0	10
Iowa	13	7	6	14	40

Iowa City, Iowa (Nov. 25) – For the first time since 2011 the home team won in the Nebraska-Iowa series, as the Hawkeyes jumped out to a 13-0 lead and never looked back on their way a 40-10 win.

Iowa struck the game's first blow late in the first quarter when Akrum Wadley found a hole and sprinted 75 yards to give the Hawkeyes a 6-0 lead. Joshua Kalu blocked Keith Duncan's PAT attempt, keeping the score 6-0. Later that quarter, C.J. Beathard found Riley McCarron who sprinted 77 yards to the endzone.

In the second quarter, the Husker offense gained some momentum after a pair of catches by Jordan Westerkamp and a 15-yard penalty, but had to settle for a 35-yard field goal from Drew Brown that cut Iowa's lead to 13-3.

Iowa increased its lead with another big play. LeShun Daniels broke through the NU defensive line and went 56 yards before he was caught by Nate Gerry at the NU eight-yard line. Wadley ran the ball for four yards on 1st-and-goal before Daniels came back in and finished the drive with a four-yard touchdown that put the Hawkeyes ahead 20-3.

Early in the third quarter, Beathard hit George Kittle for a one-yard touchdown pass. The Hawkeyes decided to go for two and failed, leaving their lead at 26-3.

The Huskers answered back. Quarterback Tommy Armstrong Jr., who made his 44th career start, a new Husker record, hit four different receivers on a 14-play drive, including a 13-yard touchdown pass to Stanley Morgan Jr., cutting Iowa's lead to 26-10.

In the fourth quarter, Iowa ate up 6:15 off the clock and capped a drive with Beathard finding George Kittle for a touchdown.

The Iowa defense pitched another 3-and-out, and the Iowa offense put the game away with a lengthy drive that lasted over eight minutes and ended with a one-yard touchdown run by Daniels.

While Nebraska was unable to get their offense going, it did go without a turnover for the third straight game. It's the longest streak by the NU offense since 1995 when the Huskers went four straight games without a turnover.

SCORING SUMMARY

1st	04:55	IOWA	Wadley 75 yd run (Duncan kick blocked)
1st	03:28	IOWA	McCarron 77 yd pass from Beathard (Duncan kick)
2nd	09:57	NEB	Brown 35 yd field goal
2nd	07:49	IOWA	Daniels 4 yd run (Duncan kick)
3rd	12:40	IOWA	Kittle 1 yd pass from Beathard (Beathard rush failed)
3rd	07:47	NEB	Morgan Jr. 13 yd pass from Armstrong Jr. (Brown kick)
4th	11:13	IOWA	Kittle 6 yd pass from Beathard (Duncan kick)
4th	01:55	IOWA	Daniels 1 yd run (Duncan kick)

TEAM STATISTICS

	NEB	IOWA
Score	10	40
FIRST DOWNS	17	13
RUSHES-YARDS (NET)	31-90	47-264
PASSING YDS (NET)	127	144
Passes Att-Comp-Int	37-14-0	15-10-0
TOTAL OFFENSE PLAYS-YARDS	68-217	62-408
Fumble Returns-Yards	0-0	0-0
Punt Returns-Yards	3-8	6-82
Kickoff Returns-Yards	4-81	3-80
Interception Returns-Yards	0-0	0-0
Punts (Number-Avg)	10-36.4	5-41.2
Fumbles-Lost	0-0	0-0
Penalties-Yards	8-57	7-70
Possession Time	26:52	33:08
Third-Down Conversions	5 of 18	3 of 13
Fourth-Down Conversions	2 of 2	3 of 3
Red-Zone Scores-Chances	2-2	4-4
Sacks By: Number-Yards	2-13	1-10

RUSHING: Iowa-Daniels, LeShun 29-158; Wadley, Akrum 11-105; Akinirbade, Toks 1-2; Beathard, C.J. 5-1; **TEAM** 1-minus-2 **Nebraska**-Bryant, Tre 11-41; Newby, Terrell 10-39; Armstrong Jr., Tommy 6-13; McNitt, Luke 2-4; Pierson-El, De'Mornay 1-3; Fyfe, Ryker 1-minus-10

PASSING: Iowa-Beathard, C.J. 10-15-0-144-3 **Nebraska**-Armstrong, Jr., Tommy 13-35-0-125-1; Fyfe, Ryker 1-2-0-2-0

RECEIVING: Iowa-McCarron, Riley 5-108; Wadley, Akrum 2-19; Kittle, George 2-7; Fant, Noah 1-10 **Nebraska**-Westerkamp, Jordan 4-50; Bryant, Tre 4-8; Morgan Jr., Stanley 2-28; Pierson-El, De'Mornay 1-16; Reilly, Brandon 1-16; Carter, Cethan 1-7; Newby, Terrell 1-2

INTERCEPTIONS: Iowa-None **Nebraska**-None

FUMBLES: Iowa-None **Nebraska**-None

SACKS (Sacks-Yds): Iowa-Nelson, Anthony 1-10 **Nebraska**-Maurice, Kevin 1-3; Rose-Ivey, Michael 0.5-5; Banderas, Josh 0.5-5

TACKLE LEADER (UA-A): Iowa-Bower, Bo 4-5; Jewell, Josey 3-6 **Nebraska**-Rose-Ivey, Michael 5-5; Dzuris, Ross 4-6

NEBRASKA TEAM BOWL GAME RECORDS

Team Records

Total Offense

- » Most Plays 94; 2014 Holiday Bowl vs. USC
- » Most Yards 636; 2000 Alamo Bowl vs. Northwestern
- » Fewest Yards 110; 1955 Orange Bowl vs. Duke
- » Best Per-Play Average 7.7; 2000 Alamo Bowl vs. Northwestern
- » Most First Downs 31; 2015 Foster Farms Bowl vs. UCLA
- » Fewest First Downs 6; 1955 Orange Bowl vs. Duke

Rushing

- » Most Attempts 69; 2000 Alamo Bowl vs. Northwestern
- » Most Yards 524; 1996 Fiesta Bowl vs. Florida
- » Best Per-Rush Average 7.7; 1996 Fiesta Bowl vs. Florida
- » Fewest Rushing Attempts 24; 1966 Orange Bowl vs. Alabama
- » Fewest Rushing Yards 58; 1941 Rose Bowl vs. Stanford
- » Most Touchdowns 6; 1996 Fiesta Bowl vs. Florida
- 6; 1998 Orange Bowl vs. Tennessee
- 6; 2000 Alamo Bowl vs. Northwestern

Passing

- » Most Attempts 51; 2014 Holiday Bowl vs. USC
- » Fewest Attempts 9; 1955 Orange Bowl vs. Duke
- 9; 1964 Orange Bowl vs. Auburn
- » Most Completions 32; 2014 Holiday Bowl vs. USC
- » Fewest Completions 1; 1955 Orange Bowl vs. Duke
- » Most Interceptions Thrown 5; 1967 Sugar Bowl vs. Alabama
- » Most Yards 381; 2014 Holiday Bowl vs. USC
- » Fewest Yards 16; 1974 Sugar Bowl vs. Florida
- » Most Touchdowns 3; 1966 Orange Bowl vs. Alabama
- 3; 1985 Sugar Bowl vs. Louisiana State
- 3; 2000 Alamo Bowl vs. Northwestern
- 3; 2005 Alamo Bowl vs. Michigan
- 3; 2014 Holiday Bowl vs. USC
- » Highest Completion Percentage824 (14-17)
- 1977 Liberty Bowl vs. North Carolina
- » Lowest Completion Percentage111 (1-9)
- 1955 Orange Bowl vs. Duke

Punting

- » Most Punts 10; 1980 Cotton Bowl vs. Houston
- » Best Average 51.5; 2005 Alamo Bowl vs. Michigan

Scoring

- » Most Points 66; 2000 Alamo Bowl vs. Northwestern
- » Most Touchdowns 9; 2000 Alamo Bowl vs. Northwestern
- » Largest Margin of Victory 49; 2000 Alamo Bowl vs. Northwestern
- » Largest Margin of Defeat 27; 1955 Orange Bowl vs. Duke
- 27; 1967 Sugar Bowl vs. Alabama
- » Most Points in a Loss 42; 2014 Holiday Bowl vs. USC
- » Fewest Points in a Win 13; 1964 Orange Bowl vs. Auburn
- 13; 1974 Sugar Bowl vs. Florida
- » Most Points in a Quarter 31 (second); 2000 Alamo Bowl vs. Northwestern
- » Fewest Points Scored 0; 1992 Orange Bowl vs. Miami

Turnovers

- » Most Fumbles 6; 1986 Fiesta Bowl vs. Michigan
- 6; 1984 Orange Bowl vs. Miami
- » Most Fumbles Lost 4; 1983 Orange Bowl vs. Louisiana State
- 4; 1966 Orange Bowl vs. Alabama
- » Fewest Fumbles 0; 11 games
- » Most Turnovers (fumbles & interceptions) 7; 1967 Sugar Bowl vs. Alabama

Interceptions

- » Most Passes Intercepted 6; 1969 Sun Bowl vs. Georgia
- » Most Return Yards 68; 1969 Sun Bowl vs. Georgia

Penalties

- » Most Penalties 12; 2010 Holiday Bowl vs. Washington
- » Most Yards Penalized 102; 2010 Holiday Bowl vs. Washington
- » Fewest Penalties 1; 1976 Astro-Bluebonnet Bowl vs. Texas Tech
- » Fewest Yards Penalized 5; 1976 Astro-Bluebonnet Bowl vs. Texas Tech



Nebraska totaled a school bowl-record 636 yards of total offense against Northwestern in the 2000 Alamo Bowl. Dan Alexander ran for 240 yards in the game, setting a Nebraska bowl record.

NEBRASKA INDIVIDUAL BOWL RECORDS

Total Offense

- » Most Yards Gained.....422; Tommy Armstrong Jr., 2014 Holiday Bowl vs. USC
- » Best Per-Play Average.....16.4; Johnny Rodgers, 1973 Orange Bowl vs. Notre Dame
- » Most TDs Responsible.....4; Bob Churchich, 1966 Orange Bowl vs. Alabama
-4; Craig Sundberg, 1985 Sugar Bowl vs. Louisiana State
-4; Johnny Rodgers, 1973 Orange Bowl vs. Notre Dame
-4; Eric Crouch, 2000 Alamo Bowl vs. Northwestern
-4; Tommy Armstrong Jr., 2014 Holiday Bowl vs. USC

Rushing

- » Most Attempts.....37; Cory Ross, 2003 Alamo Bowl vs. Michigan State
- » Most Yards.....240; Dan Alexander, 2000 Alamo Bowl vs. Northwestern
- » Best Per-Rush Average.....12.4; Tommie Frazier, 1996 Fiesta Bowl vs. Florida
- » Longest Rush.....75; Tommie Frazier, 1996 Fiesta Bowl vs. Florida
- » Most Rushing TDs.....3; Scott Frost, 1998 Orange Bowl vs. Tennessee
-3; Johnny Rodgers, 1973 Orange Bowl vs. Notre Dame

Passing

- » Most Attempts.....51; Tommy Armstrong Jr., 2014 Holiday Bowl vs. USC
- » Most Completions.....32; Tommy Armstrong Jr., 2014 Holiday Bowl vs. USC
- » Most Interceptions Thrown.....4; David Humm, 1974 Sugar Bowl vs. Florida
- » Most Yards.....381; Tommy Armstrong Jr., 2014 Holiday Bowl vs. USC
- » Most Touchdowns.....3; Bob Churchich, 1966 Orange Bowl vs. Alabama
-3; Craig Sundberg, 1985 Sugar Bowl vs. Louisiana State
-3; Zac Taylor, 2005 Alamo Bowl vs. Michigan
-3; Tommy Armstrong Jr., 2014 Holiday Bowl vs. USC
- » Best Percentage...846 (11-13); Tom Sorley, 1977 Liberty Bowl vs. North Carolina
- » Longest TD Pass.....99; Tommy Armstrong Jr. to Quincy Enunwa, 2014 Gator Bowl vs. Georgia

Receiving

- » Most Receptions.....8; De'Mornay Pierson-El, 2014 Holiday Bowl vs. USC
- » Most Yards.....138; Johnny Mitchell, 1991 Citrus Bowl vs. Georgia Tech
- » Most TDs.....2; Tony Jeter, 1966 Orange Bowl vs. Alabama
-2; Todd Frain, 1985 Sugar Bowl vs. Louisiana State
-2; Matt Davison, 2000 Alamo Bowl vs. Northwestern
-2; Terrence Nunn, 2005 Alamo Bowl vs. Michigan
-2; Quincy Enunwa, 2014 Gator Bowl vs. Georgia
- » Longest Reception.....99; Quincy Enunwa from Tommy Armstrong Jr., 2014 Gator Bowl vs. Georgia

Interceptions

- » Most Interceptions.....2; Chad Daffer, 1985 Sugar Bowl vs. Louisiana State
-2; Charles Fryar, 1989 Orange Bowl vs. Miami
-2; Tyrone Legette, 1992 Orange Bowl vs. Miami
- » Most Return Yards.....65; Steve Manstedt, 1974 Cotton Bowl vs. Texas
- » Longest Return.....65; Steve Manstedt, 1974 Cotton Bowl vs. Texas
- » Passes Broken Up.....5; Zackary Bowman, 2005 Alamo Bowl vs. Michigan

Punting

- » Most Punts.....10; Tim Smith, 1980 Cotton Bowl vs. Houston
- » Best Average.....51.5; Sam Koch, 2005 Alamo Bowl vs. Michigan
- » Longest Punt.....64; Sam Foltz, 2014 Holiday Bowl vs. USC

Punt Returns

- » Most Returns.....8, DeJuan Groce, 2002 Independence Bowl vs. Ole Miss
- » Most Return Yards 136; Johnny Rodgers, 1973 Orange Bowl vs. Notre Dame
- » Longest Return.....77; Johnny Rodgers, 1973 Orange Bowl vs. Notre Dame

Kickoff Returns

- » Most Returns.....5; Josh Davis, 2002 Independence Bowl vs. Ole Miss
-5; Josh Davis, 2002 Rose Bowl vs. Miami
-5; Damon Benning, 1995 Orange Bowl vs. Miami
-5; Richard Bell, 1989 Orange Bowl vs. Miami
- » Most Return Yards.....130; Frank Solich, 1966 Orange Bowl vs. Alabama
- » Longest Return.....92; Willie Ross, 1962 Gotham Bowl vs. Miami

Scoring

- » Most Points.....24; Johnny Rodgers, 1973 Orange Bowl vs. Notre Dame
- » Most Touchdowns.....4; Johnny Rodgers, 1973 Orange Bowl vs. Notre Dame
- » Longest TD Play.....99; Quincy Enunwa pass from Tommy Armstrong Jr., 2014 Gator Bowl vs. Georgia
- » Most Field Goals.....4; Paul Rogers, 1969 Sun Bowl vs. Georgia
-4; Alex Henery, 2009 Gator Bowl vs. Clemson
-4; Alex Henery, 2009 Holiday Bowl vs. Arizona
- » Longest Field Goal.....51; Josh Brown, 2000 Alamo Bowl vs. Northwestern
- » Most PATs.....9 (of 9 att.); Josh Brown, 2000 Alamo Bowl vs. Northwestern



Tommy Armstrong Jr. set a Nebraska bowl record with 381 passing yards in the 2014 Holiday Bowl. Armstrong also set a bowl record for total yards with 422 yards of total offense.

NEBRASKA INDIVIDUAL BOWL RECORDS

Single-Game Top Performances

100-Yard Rushing Games

1. 240 Dan Alexander; 2000 Alamo Bowl vs. Northwestern
2. 206 Ahman Green; 1998 Orange Bowl vs. Tennessee
3. 199 Tommie Frazier; 1996 Fiesta Bowl vs. Florida
4. 165 Lawrence Phillips; 1996 Fiesta Bowl vs. Florida
5. 161 Cory Ross; 2005 Alamo Bowl vs. Michigan
6. 147 Mike Rozier; 1984 Orange Bowl vs. Miami
7. 140 Rex Burkhead; 2013 Capital One Bowl
8. 138 Cory Ross; 2003 Alamo Bowl vs. Michigan State
9. 126 Tony Davis; 1974 Sugar Bowl vs. Florida
10. 125 Quentin Castille; 2009 Gator Bowl vs. Clemson
11. 122 Ameer Abdullah; 2014 Gator Bowl vs. Georgia
12. 118 Rick Berns; 1976 Astro-Bluebonnet Bowl vs. Texas Tech
- 118 Mike Rozier; 1983 Orange Bowl vs. Louisiana State
14. 114 Eric Crouch; 2002 Rose Bowl vs. Miami
15. 108 Dennis Claridge; 1964 Orange Bowl vs. Auburn
- 108 Dan Alexander; 2000 Fiesta Bowl vs. Tennessee
17. 106 Tony Davis; 1974 Cotton Bowl vs. Florida
18. 102 Doug Dubose; 1985 Sugar Bowl vs. LSU

Passing Yards

1. 381 Tommy Armstrong Jr.; 2014 Holiday Bowl vs. USC
2. 236 Joe Ganz; 2009 Gator Bowl vs. Clemson
3. 232 Bob Churchich; 1966 Orange Bowl vs. Alabama
4. 220 Tom Sorley; 1979 Orange Bowl vs. Oklahoma
5. 209 Tom Haase; 1991 Citrus Bowl vs. Georgia Tech
6. 206 Tommie Frazier; 1994 Orange Bowl vs. Florida State
7. 204 Taylor Martinez; 2013 Capital One Bowl vs. Georgia
8. 201 Bob Churchich; 1967 Sugar Bowl vs. Alabama
9. 193 Eric Crouch; 1998 Holiday Bowl vs. Arizona
10. 186 David Humm; 1973 Orange Bowl vs. Notre Dame

Receiving Yards

1. 138 Johnny Mitchell; 1991 Citrus Bowl vs. Georgia Tech (5 receptions)
- 129 Quincy Enunwa; 2014 Gator Bowl vs. Georgia (4 receptions)
3. 123 Corey Dixon; 1993 Orange Bowl vs. Louisiana State (5 receptions)
- 123 Niles Paul; 2009 Holiday Bowl vs. Arizona (4 receptions)
5. 107 Chuck Malito; 1976 Bluebonnet Bowl vs. Texas Tech (3 receptions)
- 107 Tim McCrady; 1980 Sun Bowl vs. Mississippi State (2 receptions)
7. 102 De'Mornay Pierson-El; 2014 Holiday Bowl vs. USC (8 receptions)
8. 96 Todd Peterson; 2009 Gator Bowl vs. Clemson (4 receptions)
9. 91 Terrence Nunn; 2005 Alamo Bowl vs. Michigan (4 receptions)
10. 85 Matt Davison; 2000 Alamo Bowl vs. Northwestern (3 receptions)

Longest Field Goals

1. 51 Josh Brown; 2000 Alamo Bowl vs. Northwestern
2. 50 Paul Rogers; 1969 Sun Bowl vs. Georgia
- 50 Greg Barrios; 1989 Orange Bowl vs. Miami
- 50 Alex Henery; 2009 Holiday Bowl vs. Arizona
- 48 Alex Henery; 2009 Gator Bowl vs. Clemson
- 47 Alex Henery; 2009 Holiday Bowl vs. Arizona
- 46 Pat Smith; 2014 Gator Bowl vs. Georgia
- 43 Rich Sanger; 1974 Cotton Bowl vs. Texas
- 42 Paul Rogers; 1969 Sun Bowl vs. Georgia
- 42 Dale Klein; 1987 Sugar Bowl vs. Louisiana State

Leading Scorers

1. 24 Johnny Rodgers; 1973 Orange Bowl vs. Notre Dame
2. 18 Lawrence Phillips; 1996 Fiesta Bowl vs. Florida
- 18 Scott Frost; 1998 Orange Bowl vs. Tennessee
4. 16 Paul Rogers; 1969 Sun Bowl vs. Georgia
5. 15 Alex Henery; 2009 Holiday Bowl vs. Arizona

Sacks

1. 3 Trev Alberts; 1994 Orange Bowl vs. Florida State (29 yards)
- 3 Dwayne Harris; 1995 Orange Bowl vs. Miami (11 yards)
3. 2 Terrell Farley; 1996 Fiesta Bowl vs. Florida (9 yards)
- 2 Aaron Wills; 2000 Fiesta Bowl vs. Tennessee (8 yards)
- 2 Trevor Johnson; 2002 Independence Bowl vs. Mississippi (19 yards)
- 2 Trevor Johnson; 2003 Alamo Bowl vs. Michigan State (16 yards)
- 2 Demorrio Williams; 2003 Alamo Bowl vs. Michigan State (12 yards)
- 2 Ndamukong Suh; 2009 Gator Bowl vs. Clemson (19 yards)
- 2 Pierre Allen; 2009 Holiday Bowl vs. Arizona (20 yards)
- 2 Lavonte David; 2012 Capital One Bowl vs. South Carolina (14 yards)
- 2 Jason Ankrah; 2014 Gator Bowl vs. Georgia (21 yards)

All-Time Bowl Career Leaders

Rushing Yards

1. 357 Rex Burkhead, 2009-12 (four games)
2. 349 Dan Alexander, 1998-2000 (three games)
3. 340 Mike Rozier, 1982-84 (three games)
4. 326 Ahman Green, 1996-98 (three games)
5. 325 Lawrence Phillips, 1994-96 (three games)

Most Attempts: 76; Rex Burkhead, 2009-12

Passing Yards

1. 718 Tommy Armstrong Jr., 2013-present (three games)
2. 501 Bob Churchich, 1965-67 (three games)
3. 494 Eric Crouch, 1998-2002 (four games)
4. 447 Tommie Frazier, 1993-96 (four games)
5. 373 Taylor Martinez, 2010-13 (three games)

Most Attempts: 84, Tommy Armstrong Jr., 2013-present (three games)

Most Completions: 50, Tommy Armstrong Jr., 2013 (three games)

Receiving Yards

1. 233 Matt Davison, 1998-2000, (three games)
2. 200 Johnny Rodgers, 1971-73 (three games)
3. 195 Johnny Mitchell, 1991-92 (two games)
- 195 Kenny Bell, 2011-14 (four games)
5. 173 Corey Dixon, 1993-94, (two games)

Most Receptions: 15, Kenny Bell, 2011-14 (four games)

Scoring

1. 36 Kris Brown 1996-98 (four games)
2. 32 Josh Brown, 1999-2002 (four games)
3. 30 Johnny Rodgers, 1971-73 (three games)
- 30 Scott Frost, 1996-98 (two games)
- 30 Alex Henery, 2008-10 (three games)

Touchdowns: 5, Frost and Rodgers

NCAA Bowl Records Held by Nebraska

Team

- » Most Touchdowns--10, 2000 Alamo Bowl vs. Northwestern (tied with one other team)
- » Most Punt Returns--9, 2000 Alamo Bowl vs. Northwestern (tied with one other team)
- » Fewest Points Allowed--0, 2009 Holiday Bowl vs. Arizona (tied with several teams)

Individual

- » Longest Touchdown Pass--99 yards, Tommy Armstrong Jr. to Quincy Enunwa, 2014 Gator Bowl vs. Georgia



Second-ranked Nebraska defeated No. 3 Tennessee, 42-17, to give Head Coach Tom Osborne a share of the national championship in his final game.

NEBRASKA BOWL GAME RECORDS

Combined Records

- » Most Points.....87; 2014 Holiday Bowl (USC 45, NU 42)
- » Fewest Points 17; 1965 Cotton Bowl (NU 7, Arkansas 10)
- » Most Touchdowns.....11; 1996 Fiesta Bowl (NU 8, Florida 3)
-11; 2000 Alamo Bowl (NU 9, Northwestern 2)
- 11; 2014 Holiday Bowl (NU 5, USC 6)
- » Fewest Touchdowns..... 2; five times
-most recently 2003 Alamo Bowl vs. Michigan State
- » Most Points in Quarter..... 45 (2nd Qtr.); 2000 Alamo Bowl (NU 31, Northwestern 14)
- » Most Plays 167; 2014 Holiday Bowl (NU 94, USC 73)
- » Most First Downs 50; 2014 Holiday Bowl (NU 28, USC 22)
- » Fewest First Downs..... 22; 1965 Cotton Bowl (NU 11, Arkansas 11)
- » Most Total Offensive Yards.....1,040; 2014 Holiday Bowl (NU 525, USC 515)
- » Fewest Total Offensive Yards ..344; 1965 Cotton Bowl (NU 168, Arkansas 176)
- » Most Rushing Yards..... 708; 2000 Alamo Bowl (NU 476, Northwestern 232)
- » Fewest Rushing Yards 129; 2009 Gator Bowl (NU 125, Clemson 4)
- » Most Rushes Attempted 115; 1974 Sugar Bowl (NU 60, Florida 55)
- » Fewest Rushes Attempted..... 61; 2009 Gator Bowl (NU 35, Clemson 26)
- » Most Passing Yards702; 2014 Holiday Bowl (NU 381, USC 321)
- » Fewest Passing Yards.....108; 1955 Orange Bowl (NU 26, Duke 82)
- » Most Passes Attempted.....90; 2014 Holiday Bowl (NU 51, USC 39)
- » Fewest Passes Attempted 22; 1955 Orange Bowl (NU 9, Duke 13)
- » Most Passes Completed 55; 2014 Holiday Bowl (NU 32, USC 23)
- » Fewest Passes Completed..... 7; 1974 Sugar Bowl (NU 2, Florida 5)
- » Most Touchdown Passes.....7; 2013 Capital One Bowl (NU 2, Georgia 5)
- » Most Touchdown Rushes.....7; 1996 Fiesta Bowl (NU 6, Florida 1)
- 7; 2000 Alamo Bowl (NU 6, Northwestern 1)
- » Most Interceptions.....8; 1969 Sun Bowl (NU 2, Georgia 6)
- » Most Fumbles..... 11; 1987 Sugar Bowl (NU 5, Louisiana State 6)
- » Fewest Fumbles 0; 1985 Sugar Bowl vs. Louisiana State
- » Most Fumbles Lost.....6; 1971 Orange Bowl (NU 3, Louisiana State 3)
- » Most Turnovers 9; 1967 Orange Bowl (NU 7, Alabama 2)
-9; 1971 Orange Bowl (NU 4, Louisiana State 5)
- » Most Penalties..... 21; 1994 Orange Bowl (NU 11, Florida State 10)
- » Fewest Penalties 3; 1976 Astro-Bluebonnet Bowl (NU 1, Texas Tech 2)
- 3; 1967 Sugar Bowl (NU 2, Alabama 1)
- » Most Yards Penalized.....208; 1987 Sugar Bowl (NU 78, Louisiana State 130)
- » Fewest Yards Penalized...26; 1976 Astro-Bluebonnet Bowl (NU 5, Texas Tech 21)



Tommie Frazier had a dazzling 75-yard touchdown run in the third quarter of the 1996 Fiesta Bowl, the longest rush in Nebraska bowl game history. Frazier finished with 199 yards rushing in the No. 1 Huskers' 62-24 national championship victory over No. 2 Florida, which stood as an NCAA bowl game rushing record for a quarterback until 2005.

Longest Scoring Plays

1. 99 Quincy Enunwa pass from Tommy Armstrong Jr.; 2014 Gator Bowl vs. Georgia
2. 92 Willie Ross kickoff return; 1962 Gotham Bowl vs. Miami
3. 77 Johnny Rodgers punt return; 1972 Orange Bowl vs. Alabama
4. 75 Tommie Frazier run; 1996 Fiesta Bowl vs. Florida
5. 74 Niles Paul pass from Zac Lee; 2009 Holiday Bowl vs. Arizona
6. 71 DeJuan Groce punt return; 2002 Rose Bowl vs. Miami
7. 69 Matt Davison pass from Bobby Newcombe; 2000 Alamo Bowl vs. Northwestern
8. 68 Dennis Claridge run; 1964 Orange Bowl vs. Auburn
9. 65 Jordan Westerkamp pass from Tommy Armstrong Jr.; 2014 Holiday Bowl vs. USC
10. 60 Bobby Newcombe punt return; 2000 Fiesta Bowl vs. Tennessee
- 60 DeJuan Groce punt return; 2002 Independence Bowl vs. Ole Miss
12. 58 Bobby Newcombe pass from Eric Crouch; 2000 Alamo Bowl vs. Northwestern
13. 52 Frosty Anderson pass from Johnny Rodgers; 1973 Orange Bowl vs. Notre Dame
- 52 Tim McCrady pass from Jeff Quinn; 1980 Sun Bowl vs. Miss. State
- 52 Dana Brinson punt return; 1988 Fiesta Bowl vs. Florida State
- 52 Terrence Nunn pass from Zac Taylor; 2005 Alamo Bowl vs. Michigan
17. 50 Johnny Rodgers pass from David Humm; 1973 Orange Bowl vs. Notre Dame
- 50 Derek Brown run; 1991 Citrus Bowl vs. Georgia Tech
- 50 Eric Crouch run; 2000 Alamo Bowl vs. Northwestern

Longest Passes

1. *99 Quincy Enunwa from Tommy Armstrong Jr.; 2014 Gator Bowl vs. Georgia
 2. *74 Niles Paul from Zac Lee; 2009 Holiday Bowl vs. Arizona
 3. *69 Matt Davison from Bobby Newcombe; 2000 Alamo Bowl vs. Northwestern
 4. *65 Jordan Westerkamp pass from Tommy Armstrong Jr.; 2014 Holiday Bowl vs. USC
 5. *58 Bobby Newcombe from Matt Davison; 2000 Alamo Bowl vs. Northwestern
 - 58 Isaiah Fluellen from Jammal Lord; 2003 Alamo Bowl vs. Michigan St.
 7. 56 Johnny Rodgers from Jerry Tagge; 1972 Orange Bowl vs. Alabama
 - 56 Ben Cotton from Taylor Martinez; 2013 Capital One Bowl vs. Georgia
 9. 55 Tim McCrady from Jeff Quinn; 1980 Sun Bowl vs. Miss. State
 10. *52 Frosty Anderson from Johnny Rodgers; 1973 Orange Bowl vs. Notre Dame
 - *52 Tim McCrady from Jeff Quinn; 1980 Sun Bowl vs. Miss. State
 - *52 Terrence Nunn from Zac Taylor; 2005 Alamo Bowl vs. Michigan
 13. *50 Johnny Rodgers from David Humm; 1973 Orange Bowl vs. Notre Dame
- * Scoring play

Longest Rushes

1. *75 Tommie Frazier; 1996 Fiesta Bowl vs. Florida
 2. *68 Dennis Claridge; 1964 Orange Bowl vs. Auburn
 3. 66 Jammal Lord; 2003 Alamo Bowl vs. Michigan State
 4. 58 Quentin Castille; 2009 Gator Bowl vs. Clemson
 5. *50 Derek Brown; 1991 Citrus Bowl vs. Georgia Tech
 - *50 Eric Crouch; 2000 Alamo Bowl vs. Northwestern
 7. 47 Ahman Green; 1998 Orange Bowl vs. Tennessee
 - 47 Willie Miller; 2000 Fiesta Bowl vs. Tennessee
 9. 45 Harry Wilson; 1965 Cotton Bowl vs. Arkansas
 10. 43 Ahman Green; 1996 Fiesta Bowl vs. Florida
- * Scoring play

Interception Returns For TD

1. 42 Michael Booker; 1996 Fiesta Bowl vs. Florida
2. 24 Will Compton; 2013 Capital One Bowl vs. Georgia

Punt Returns For TD

1. 77 Johnny Rodgers; 1972 Orange Bowl vs. Alabama
2. 71 DeJuan Groce; 2002 Rose Bowl vs. Miami
3. 60 Bobby Newcombe; 2000 Fiesta Bowl vs. Tennessee
- 60 DeJuan Groce; 2002 Independence Bowl vs. Ole Miss
5. 52 Dana Brinson; 1988 Fiesta Bowl vs. Florida State

Kickoff Returns For TD

1. 92 Willie Ross; 1962 Gotham Bowl vs. Miami

Fumble Returns For TD

1. 31 Jason Peter; 1996 Orange Bowl vs. Virginia Tech

NEBRASKA'S OPPONENT BOWL GAME RECORDS

Team

Total Offense

- » Most Plays 86; Alabama, 1966 Orange Bowl
- » Most Yards 589; Georgia, 2013 Capital One Bowl
- » Fewest Yards 109; Arizona, 2009 Holiday Bowl
- » Best Per-Play Average 8.3; Georgia, 2013 Capital One Bowl
- » Most First Downs 34; Miami, 1962 Gotham Bowl
- » Fewest First Downs 6; Arizona, 2009 Holiday Bowl

Rushing

- » Most Attempts 64; Duke, 1955 Orange Bowl
- » Most Yards 292; Oklahoma, 1979 Orange Bowl
- » Best Per-Rush Average 6.1; Northwestern, 2000 Alamo Bowl
- » Fewest Rushing Attempts 16; UCLA, 2015 Foster Farms Bowl
- » Fewest Rushing Yards 28; Florida, 1996 Fiesta Bowl

Passing

- » Most Attempts 51; Florida State, 1988 Fiesta Bowl
- » Most Completions 28; Florida State, 1988 Fiesta Bowl
- » Most Interceptions Thrown 6; Georgia, 1969 Sun Bowl
- » Most Yards 427; Georgia, 2013 Capital One Bowl
- » Fewest Yards 46; Arizona, 2009 Holiday Bowl
- » Most Touchdowns 5; Florida State, 1990 Fiesta Bowl
- 5; Georgia, 2013 Capital One Bowl
- » Highest Completion Percentage... .714 (25-35); Tennessee, 1998 Orange Bowl
- » Lowest Completion Percentage231 (2-13); Alabama, 1972 Orange Bowl
- » Fewest Attempts 3; Oklahoma, 1979 Orange Bowl
- » Fewest Completions 2; Oklahoma, 1979 Orange Bowl

Interceptions

- » Most Interceptions 5; Alabama, 1967 Sugar Bowl
- » Most Return Yards 84; Florida, 1974 Sugar Bowl

Punting

- » Most Punts 10; Georgia, 1969 Sugar Bowl
- 10; Northwestern, 2000 Alamo Bowl
- » Best Average 52.3; Tennessee, 1998 Orange Bowl

Scoring

- » Most Points 45; Georgia Tech, 1991 Citrus Bowl
- 45; Georgia, 2013 Capital One Bowl
- 45; USC, 2014 Holiday Bowl
- » Most Touchdowns 6; Florida State, 1990 Fiesta Bowl
- 6; Georgia Tech, 1991 Citrus Bowl
- 6; Georgia, 2013 Capital One Bowl
- 6; USC, 2014 Holiday Bowl
- » Largest Margin of Victory 27; Duke, 1955 Orange Bowl
- 27; Alabama, 1967 Sugar Bowl
- » Fewest Points in a Win 10; Arkansas, 1965 Cotton Bowl
- » Most Points in a Quarter 27 (second); Miami, 2002 Rose Bowl
- » Fewest Points Scored 0; Arizona, 2009 Holiday Bowl

Turnovers

- » Most Fumbles 7; Houston, 1980 Cotton Bowl
- » Most Fumbles Lost 4; Mississippi State, 1980 Sun Bowl
- » Fewest Fumbles 0; Seven times
- » Most Turnovers (fumbles & interceptions) 9; Georgia, 1969 Sun Bowl

Penalties

- » Most Penalties 13; Florida State, 1990 Fiesta Bowl
- » Most Yards Penalized 143; Miami, 1992 Orange Bowl
- » Fewest Penalties 1; Alabama, 1967 Sugar Bowl
- » Fewest Yards Penalized 15; Alabama, 1967 Sugar Bowl

Individual

Total Offense

- » Most Yards Gained 430; Aaron Murray, Georgia, 2013 Capital One Bowl
- » Best Per-Play Average 15.9; Peter Tom Willis, Florida St., 1990 Fiesta Bowl
- » Most TDs Responsible 5; Peter Tom Willis, Florida St., 1990 Fiesta Bowl
- 5; Aaron Murray, Georgia, 2013 Capital One Bowl

Rushing

- » Most Attempts 34; Chris Polk, Washington, 2010 Holiday Bowl
- » Most Yards 177; Chris Polk, Washington, 2010 Holiday Bowl
- » Best Per-Rush Average 8.3; Damien Anderson, Northwestern, 2000 Alamo Bowl
- » Longest Rush 69; Damien Anderson, Northwestern, 2000 Alamo Bowl
- » Longest Rushing TD... 69; Damien Anderson, Northwestern, 2000 Alamo Bowl
- » Most Rushing TDs 2; Toward Sanford, Ole Miss, 2002 Independence Bowl
- 2; William Bell, Georgia Tech, 1991 Citrus Bowl
- 2; Nick Ryder, Miami, 1962 Gotham Bowl
- 2; Javorious Allen, USC, 2014 Holiday Bowl

Passing

- » Most Attempts 51; Danny McManus, Florida St., 1988 Fiesta Bowl
- » Most Completions 28; Danny McManus, Florida St., 1988 Fiesta Bowl
- » Most Interceptions Thrown 5; Paul Gilbert, Georgia, 1969 Sun Bowl
- » Most Yards 427; Aaron Murray, Georgia, 2013 Capital One Bowl
- » Most Touchdowns 5; Peter Tom Willis, Florida St., 1990 Fiesta Bowl
- 5; Aaron Murray, Georgia, 2013 Capital One Bowl
- » Best Percentage 696 (16-23) Shawn Jones, Georgia Tech, 1991 Citrus Bowl
- » Longest TD Pass 87; Aaron Murray, Georgia, 2013 Capital One Bowl

Receiving

- » Most Receptions 9; Ray Perkins, Alabama, 1966 Orange Bowl
- 9; Andy Hamilton, LSU, 1971 Orange Bowl
- » Most Yards 199; Andre Johnson, Miami, 2002 Rose Bowl
- » Most Touchdowns 2; seven players
- (most recent Chris Conley, Georgia, 2013 Capital One Bowl)
- » Longest Reception 87; Chris Conley, Georgia, 2013 Capital One Bowl
- » Longest TD Reception 87; Chris Conley, Georgia, 2013 Capital One Bowl

Interceptions

- » Most Interceptions 3; Bobby Johns, Alabama, 1967 Sugar Bowl
- » Most Return Yards 63; Crezdon Butler, Clemson, 2009 Gator Bowl
- » Longest Return 63; Crezdon Butler, Clemson, 2009 Gator Bowl

Punting

- » Most Punts 10; Spike Jones, Georgia, 1969 Sun Bowl
- 10; J.J. Standring, Northwestern, 2000 Alamo Bowl
- » Best Average 52.3; Chris Hogue, Tennessee, 1998 Orange Bowl
- » Longest Punt 78; Chris Hogue, Tennessee, 1998 Orange Bowl

Punt Returns

- » Most Returns 7; Steve Breaston, Michigan, 2005 Alamo Bowl
- » Most Yards Returned 72; Steve Breaston, Michigan, 2005 Alamo Bowl
- » Longest Return 48; Eddie Brown, Miami, 1984 Orange Bowl

Kickoff Returns

- » Most Returns 6; Reidel Anthony, Florida, 1996 Fiesta Bowl
- » Most Yards Return 195; Reidel Anthony, Florida, 1996 Fiesta Bowl
- » Longest Return 98; Adoree Jackson, USC, 2014 Holiday Bowl

Scoring

- » Most Points 18; William Bell, Georgia Tech, 1991 Citrus Bowl
- 18; Billy Taylor, Texas Tech, 1976 Astro-Bluebonnet Bowl
- » Most Touchdowns 3; William Bell, Georgia Tech, 1991 Citrus Bowl
- 3; Billy Taylor, Texas Tech, 1976 Astro-Bluebonnet Bowl
- » Longest TD 98; Adoree Jackson (kickoff), USC, 2014 Holiday Bowl
- » Most Field Goals 4; Scott Bentley, Florida State; 1994 Orange Bowl
- 4; Marshall Morgan, Georgia, 2014 Gator Bowl
- » Longest Field Goal 49; Juan Bentanzos, LSU, 1983 Orange Bowl
- » Most PATs 6; Scott Sisson, Georgia Tech, 1991 Citrus Bowl
- 6; Andre Heidari, USC, 2014 Holiday Bowl

NEBRASKA'S ALL-TIME BOWL GAMES

1941 ROSE BOWL

STANFORD - 21
NEBRASKA - 13



Score by Quarters	1	2	3	4	Final
Stanford	7	7	7	0	21
Nebraska	7	6	0	0	13

Statistics	Nebraska	Stanford
First Downs	9	15
Rush Yards	58	202
Pass Yards	85	68
Total Yards	143	270

Pasadena, Calif., Jan. 1, 1941 - Nebraska was only the third Big Six team to play in a postseason bowl game, but the Cornhuskers made their first bowl trip a memorable one with an invitation to the granddaddy of them all — The Rose Bowl.

Under the warm California sun in Pasadena, Coach Biff Jones' Cornhuskers led Clark Shaughnessy's Stanford Indians twice in the first half, but fell victim to the innovative T-formation, 21-13. The Huskers took a 7-0 lead just six plays after the kickoff when fullback Vike Francis plunged over from the two. Stanford tied the count four plays later when Hugh Gallarneau bolted over from nine yards out.

In the second quarter, the Huskers took the lead again on a 33-yard Herm Rohrig-to-Allen Zikmund pass, but the Indians came back on Frankie Albert's 41-yard TD pass to Gallarneau for a 14-13 halftime lead. A 39-yard TD punt return by Pete Kmetovic iced the game for the Indians in the third quarter. The 92,000 fans on hand made up the largest crowd ever to see Nebraska play until the 2002 Rose Bowl (93,781).

1962 GOTHAM BOWL

NEBRASKA - 36
MIAMI - 34



Score by Quarters	1	2	3	4	Final
Miami	6	14	7	7	34
Nebraska	6	14	8	8	36

Statistics	Nebraska	Miami
First Downs	12	34
Rush Yards	150	181
Pass Yards	146	321
Total Yards	296	502

New York, N.Y., Dec. 15, 1962 - Playing under Coach Bob Devaney, Nebraska won its first bowl game in three tries, upsetting Miami and George Mira, 36-34, in the second and last of New York's now-defunct Gotham Bowl. Playing in Yankee Stadium before only 6,166 fans in freezing weather, the Huskers and Hurricanes put on one of the greatest bowl shows ever, trading scores in every quarter.

Willie Ross' one-yard plunge and Bill "Thunder" Thornton's subsequent two-point conversion run gave the Huskers a 36-27 lead just minutes into the fourth quarter. Mira, who passed for 321 yards, led a valiant comeback attempt but was thwarted by a last-minute interception by Husker guard Bob Brown.

1965 COTTON BOWL

ARKANSAS - 10
NEBRASKA - 7



Score by Quarters	1	2	3	4	Final
Arkansas	3	0	0	7	10
Nebraska	0	7	0	0	7

Statistics	Nebraska	Arkansas
First Downs	11	11
Rush Yards	100	45
Pass Yards	68	131
Total Yards	168	176

Dallas, Texas, Jan. 1, 1965 - Coach Frank Broyles' Arkansas Razorbacks mounted an 80-yard fourth quarter drive against a previously impregnable Nebraska defense to down the Huskers, 10-7, in NU's first Dallas appearance. The Huskers had led most of the way in one of the greatest defensive battles in bowl history.

Arkansas opened the scoring on a 31-yard Tom McKnelly field goal in the first quarter. Sophomore Harry Wilson then capped a 69-yard Husker march in the second quarter with a one-yard plunge to give Nebraska a 7-3 halftime lead. The Huskers held that lead until Bobby Burnett finished the Arkansas drive with a three-yard TD run with 4:41 left in the game. In the fierce defensive struggle, first downs were even at 11, and the Razorbacks held a slim edge in total offense, 176-168.

1955 ORANGE BOWL

DUKE - 34
NEBRASKA - 7



Score by Quarters	1	2	3	4	Final
Duke	0	14	6	14	34
Nebraska	0	0	7	0	7

Statistics	Nebraska	Duke
First Downs	9	23
Rush Yards	84	288
Pass Yards	26	82
Total Yards	110	370

Miami, Fla., Jan. 1, 1955 - If Nebraska's first bowl bid was a memorable one, its second was one to forget. The 1954 Cornhuskers finished second behind Oklahoma in the Big Seven race and went to Miami under the no-repeat rule.

Making their first bowl appearance in 14 years, Bill Glassford's Cornhuskers trailed Duke's Blue Devils at the half, 14-0, but pulled within 14-7 early in the third quarter after a minus two-yard Duke punt. Halfback Don Comstock scored from the three to cap a 35-yard drive. After that, it was all Duke. Coach Bill Murray's Blue Devils rolled 65 yards to score on their next possession and added two more tallies in the fourth quarter to ice the game, 34-7.

1964 ORANGE BOWL

NEBRASKA - 13
AUBURN - 7



Score by Quarters	1	2	3	4	Final
Auburn	0	0	7	0	7
Nebraska	10	3	0	0	13

Statistics	Nebraska	Auburn
First Downs	11	17
Rush Yards	204	126
Pass Yards	30	157
Total Yards	234	283

Miami, Fla., Jan. 1, 1964 - Nebraska made its second Orange Bowl trip a happier one than the first with a 13-7 win over Auburn in the 1964 Miami classic. The Huskers evened their bowl record with the win and handed Bob Devaney his second bowl win in as many tries.

Husker quarterback Dennis Claridge broke the game open before most of the 72,647 fans had settled in their seats. On the Huskers' second play from scrimmage, Claridge bolted 68 yards down the sideline to put NU ahead 7-0. At the time, it was the longest TD run in Orange Bowl history. Moments later, Dave Theisen broke another Orange Bowl record with a 31-yard field goal. The record lasted until the second quarter when Theisen booted a 36-yarder to give NU a 13-0 halftime lead.

Auburn quarterback Jimmy Sidle almost brought the Tigers back, but Husker linebacker John Kirby batted a fourth-and-four pass away at the goal line with less than three minutes to go to preserve the win for Nebraska.

1966 ORANGE BOWL

ALABAMA - 39
NEBRASKA - 28



Score by Quarters	1	2	3	4	Final
Alabama	7	17	8	7	39
Nebraska	0	7	6	15	28

Statistics	Nebraska	Alabama
First Downs	17	29
Rush Yards	145	222
Pass Yards	232	296
Total Yards	377	518

Miami, Fla., Jan. 1, 1966 - With the national championship riding on the outcome, Coach Bob Devaney's Huskers took on Alabama's Crimson Tide for the first time. Nebraska went into the game 10-0 and ranked third, while Alabama was 8-1-1 and fourth. Earlier in the day, top-ranked Michigan State lost to UCLA in the Rose Bowl and LSU knocked off No. 2 Arkansas in the Cotton Bowl to set up a national title game in the Orange Bowl.

Playing in Nebraska's first night bowl game, 'Bama won the title 39-28. The Tide led 24-7 at the half and the game was never in serious doubt, but led by the passing of Bob Churchich, the Huskers fought back and made the final score respectable.

NEBRASKA'S ALL-TIME BOWL GAMES

1967 SUGAR BOWL

ALABAMA - 34
NEBRASKA - 7

Score by Quarters	1	2	3	4	Final
Alabama	17	7	3	7	34
Nebraska	0	0	0	7	7

Statistics	Nebraska	Alabama
First Downs	16	19
Rush Yards	84	157
Pass Yards	213	279
Total Yards	297	436

New Orleans, La., Jan. 2, 1967 - Never one to duck a challenge, Coach Bob Devaney and his Huskers accepted a bid for a rematch with Alabama and Bear Bryant in the Sugar Bowl. It turned out to be a little too much of a challenge as No. 3 'Bama handed the No. 6 Huskers a 34-7 thumping.

The Tide rolled up a 17-0 first-quarter advantage and led at halftime, 24-0, behind the passing of Kenny Stabler. Sophomore fullback Dick Davis prevented a complete whitewashing with a 15-yard TD catch of a Bob Churchich pass on the first play of the fourth quarter for NU's only score. Churchich sparkled again against the Tide, completing 21-of-34 passes for 201 yards. With the defeat, the Huskers became just the second team in NCAA history, behind Alabama, to hold the dubious distinction of having lost in each of the four major bowls.

1971 ORANGE BOWL

NEBRASKA - 17
LSU - 12

Score by Quarters	1	2	3	4	Final
LSU	0	3	9	0	12
Nebraska	10	0	0	7	17

Statistics	Nebraska	LSU
First Downs	18	20
Rush Yards	132	51
Pass Yards	161	227
Total Yards	293	278

Miami, Fla., Jan. 1, 1971 - Playing under the lights in Miami's Orange Bowl for the first time in five years, Coach Bob Devaney's Nebraska Cornhuskers won the first of two straight national titles by virtue of a 17-12 win over LSU and some fortunate circumstances.

Earlier in the day, top-ranked Texas was upset by Notre Dame, 24-11, in the Cotton Bowl, and No. 2 Ohio State was shocked by Stanford, 27-17, in the Rose Bowl. That left the door to the title wide open for No. 3 Nebraska. The Huskers responded by building a 10-0 first-quarter lead on a 25-yard field goal by Paul Rogers and a three-yard TD run by Joe Orduna. But a pair of Mark Lumpkin FGs and a 31-yard Buddy Lee-to-Al Coffee TD pass on the last play of the third quarter gave the aroused Tigers a 12-10 lead.

Nebraska showed its grit by driving 67 yards. Quarterback Jerry Tagge stretched the ball over from the one-yard line with 8:50 left, and the Huskers clinched their first national title.

1973 ORANGE BOWL

NEBRASKA - 40
NOTRE DAME - 6

Score by Quarters	1	2	3	4	Final
Notre Dame	0	0	0	6	6
Nebraska	7	13	20	0	40

Statistics	Nebraska	Notre Dame
First Downs	30	13
Rush Yards	300	104
Pass Yards	260	103
Total Yards	560	207

Miami, Fla., Jan. 1, 1973 - Heisman Trophy winner Johnny Rodgers went wild, scoring four touchdowns and passing for another, as the Cornhuskers became the first team to win three straight Orange Bowls, romping over Notre Dame, 40-6. In his last game as a Cornhusker, Rodgers was moved to I-back from his usual wingback position, and on the game's first play he took a pitchout for a 13-yard gain. It was a sign of things to come.

"Johnny R" capped his career by scoring on runs of eight, four and five yards and caught the Irish defense by surprise with a 52-yard TD pass to Frosty Anderson in the second quarter. He scored the last of his 50 career TDs (including bowls) when he caught a sideline pass from Dave Humm in the third quarter and scampered 50 yards to paydirt.

The contest marked the final appearance of Head Coach Bob Devaney on the Husker sideline, as he retired after the season with a 101-20-2 record and two national titles in 11 years at Nebraska.

1969 SUN BOWL

NEBRASKA - 45
GEORGIA - 6

Score by Quarters	1	2	3	4	Final
Georgia	0	0	0	6	6
Nebraska	18	0	14	13	45

Statistics	Nebraska	Georgia
First Downs	17	11
Rush Yards	190	55
Pass Yards	165	130
Total Yards	355	185

El Paso, Texas, Dec. 20, 1969 - Golden-toed Paul Rogers booted a Sun Bowl-record four field goals — all in the first quarter — and Coach Bob Devaney's Huskers romped to a 45-6 win over Georgia in the 35th edition of El Paso's Sun Bowl.

Rogers booted FGs of 50, 32, 42 and 37 yards, and sophomore I-back Jeff Kinney added a TD run of 11 yards that gave Nebraska an 18-0 lead at the end of the first quarter, and the Huskers were never threatened. For his record-setting effort, Rogers was named the game's outstanding offensive player. The Big Eight co-champion Cornhuskers rolled up a 355-185 total offense advantage over the outmanned Bulldogs. Dan Schneiss led the Husker rushers with 63 yards, and Van Brownson completed 11-of-18 passes for 109 yards.

After two years away from the bowl scene, Nebraska started an NCAA record run of 35 consecutive bowl appearances for the Huskers (1969-2003) in the Sun Bowl.

1972 ORANGE BOWL

NEBRASKA - 38
ALABAMA - 6

Score by Quarters	1	2	3	4	Final
Alabama	0	0	6	0	6
Nebraska	14	14	3	7	38

Statistics	Nebraska	Alabama
First Downs	15	16
Rush Yards	183	241
Pass Yards	159	47
Total Yards	342	288

Miami, Fla., Jan. 1, 1972 - It was supposed to be another "Game of the Century," rivaling Nebraska's 35-31 win over Oklahoma a few weeks earlier. The 12-0 Huskers were No. 1, the 11-0 Alabama Crimson Tide were No. 2, but the Orange Bowl had a dream game for a little less than a quarter.

The Huskers struck early on a two-yard TD run by Jeff Kinney before Johnny Rodgers broke the Tide's back with a 77-yard punt return for a touchdown on the last play of the first quarter. The Huskers added two more scores in the second stanza, and by halftime the Huskers left no doubt about who was No. 1, as Nebraska led 28-0. The Huskers continued to dominate and rolled to a 38-6 win, giving Nebraska a second straight national title and Coach Bob Devaney a satisfying first win in three tries over Alabama Coach Bear Bryant.

1974 COTTON BOWL

NEBRASKA - 19
TEXAS - 3

Score by Quarters	1	2	3	4	Final
Texas	3	0	0	0	3
Nebraska	0	3	13	3	19

Statistics	Nebraska	Texas
First Downs	21	11
Rush Yards	240	106
Pass Yards	91	90
Total Yards	331	196

Dallas, Texas, Jan. 1, 1974 - Tom Osborne's Nebraska Cornhuskers broke open a tight contest in the third quarter with a pair of game-breaking plays to chalk up a 19-3 win over the Texas Longhorns. The chilled crowd of 67,500 saw the Big Eight's runner-up and the Southwest Conference champion battle to a 3-3 tie at halftime, thanks to a brilliant Longhorn goal-line stand just before the gun.

But the Huskers were not to be denied and midway through the third quarter, safety Bob Thornton returned a Texas field goal try 41 yards to set up the clinching touchdown. Ritch Bahe got the final 12 yards on a reverse to make it 10-3. Four plays later, John Bell recovered a Texas fumble at the Longhorn 19, and Tony Davis ripped in from the three to make it 16-3. Rich Sanger kicked a 43-yard field goal with 8:09 left to complete the scoring.

Texas had scored first on a 22-yard field goal by Bill Schott in the wake of a Husker fumble, but early in the second quarter, defensive end Steve Manstedt picked up a Roosevelt Leaks fumble in mid-air and raced 65 yards to the eight. But a stiff Longhorn defense forced a 24-yard field goal by Sanger.

NEBRASKA'S ALL-TIME BOWL GAMES

1974 SUGAR BOWL NEBRASKA - 13 FLORIDA - 10



Score by Quarters	1	2	3	4	Final
Florida	7	3	0	0	10
Nebraska	0	0	0	13	13

Statistics	Nebraska	Florida
First Downs	18	13
Rush Yards	304	178
Pass Yards	16	97
Total Yards	320	275

New Orleans, La., Dec. 31, 1974 - Rallying from a 10-0 deficit, Nebraska scored three times in the fourth quarter to win its sixth straight bowl game with a 13-10 defeat of the Florida Gators.

Florida scored once in the first quarter and kicked a field goal in the second, while holding Nebraska's usually strong offense to 138 total yards.

But in the fourth quarter, Tony Davis, Terry Luck, kicker Mike Coyle and the Blackshirts led Nebraska to victory.

Freshman sensation I-back Monte Anthony scored the Huskers' first touchdown with 13:24 left in the game, when he ran straight up the middle for two yards and a score. Coyle's kick was good, and the Huskers trailed 10-7.

Davis set up Coyle's two deciding field goals with inspired running, as he picked up 126 yards on 17 carries, including the longest run of the game for 40 yards. For his performance, Davis was named the game's most valuable player, an award he also received in the Cotton Bowl the previous year. Coyle tied the score on a 37-yard boot with 7:13 left in the game, and his 39-yard kick gave the Huskers the win.

1975 FIESTA BOWL ARIZONA STATE - 17 NEBRASKA - 14



Score by Quarters	1	2	3	4	Final
Arizona State	3	3	0	11	17
Nebraska	0	7	7	0	14

Statistics	Nebraska	Arizona State
First Downs	20	20
Rush Yards	198	162
Pass Yards	90	173
Total Yards	288	335

Tempe, Ariz., Dec. 26, 1975 - Nebraska's record-tying six-game bowl win streak was snapped by Arizona State in the 1975 Fiesta Bowl, when the Sun Devils edged the Huskers, 17-14, before 51,396 partisan fans on ASU's home field.

The final blow came with 4:50 remaining in the game, when ASU kicker Dan Kush successfully booted a 29-yard field goal, breaking a 14-14 tie and capping a rally from a 14-6 deficit after three quarters.

Fighting to the very end, Nebraska took the ensuing kickoff and drove to the Arizona State 31-yard line with less than two minutes to play. The Huskers' next two plays were incomplete passes, but on third down, quarterback Terry Luck hit fullback Tony Davis with a pass at the ASU 21-yard line. Davis was hit hard by two Arizona State players and fumbled the ball. The Sun Devils recovered, killed the clock and claimed the 17-14 win.

Nebraska ended the 1975 season at 10-2 and ranked No. 9 in the country. The Huskers lost their last two games of the year to Oklahoma, 35-10, and Arizona State, which finished 1-2 in the final AP poll.

1976 BLUEBONNET BOWL NEBRASKA - 27 TEXAS TECH - 24



Score by Quarters	1	2	3	4	Final
Texas Tech	3	14	7	0	24
Nebraska	7	7	13	0	27

Statistics	Nebraska	Texas Tech
First Downs	21	24
Rush Yards	164	191
Pass Yards	232	193
Total Yards	396	384

Houston, Texas, Dec. 31, 1976 - In the most exciting bowl game of the year, Nebraska edged a determined Texas Tech team, 27-24, in the Astro-Bluebonnet Bowl.

Twice Nebraska rallied to overcome 10-point deficits. With Texas Tech ahead 17-7 and time running out in the second quarter, quarterback Vince Ferragamo moved the Cornhuskers 80 yards in less than two minutes to score on a 22-yard touchdown pass to Mark Dufresne. But Texas Tech running back Billy Taylor countered in the third quarter with an eight-yard TD run to open the gap to 24-14.

Once again, the Cornhuskers started to work on the Texas Tech lead. Rick Berns broke around the right end and dashed untouched 18 yards into the end zone to put Nebraska within three. The Huskers took the lead when Ferragamo connected with Chuck Malito for a 23-yard touchdown pass.

Malito's touchdown proved to be the final score, but the game was in doubt until Reg Gast recovered a Red Raider fumble with 1:34 left in the game. The fumble killed a Tech threat and allowed Nebraska to run out the clock.

1977 LIBERTY BOWL NEBRASKA - 21 NORTH CAROLINA - 17



Score by Quarters	1	2	3	4	Final
North Carolina	0	14	3	0	17
Nebraska	0	7	0	14	21

Statistics	Nebraska	North Carolina
First Downs	21	17
Rush Yards	206	169
Pass Yards	161	93
Total Yards	367	262

Memphis, Tenn., Dec. 19, 1977 - Quarterback Randy Garcia came off the bench in the fourth quarter to throw two touchdown passes and rally Nebraska from a 10-point, fourth-quarter deficit to a 21-17 win over North Carolina in the 19th annual Liberty Bowl.

Garcia, who replaced starter Tom Sorley, first hit wingback Curtis Craig, who made a sensational diving catch, for a 10-yard touchdown with 10:51 left to cut the Husker deficit to 17-14. Garcia then threw a 34-yard scoring pass to Tim Smith with 3:16 left in the game to cap a rally that ended UNC's upset hopes.

The Tar Heels drew first blood early in the second quarter on a 12-yard scoring pass from Matt Kupec to tight end Brooks Williams. After the Huskers tied the game at 7-7 on a 15-yard touchdown run by fullback Dodie Donnell, Kupec threw a 10-yard scoring pass to fullback Bob Loomis late in the half for a 14-7 North Carolina lead at intermission.

Carolina appeared to take control at 17-7 late in the third quarter on a 47-yard field goal by Tom Biddle, before Garcia's heroics brought NU back.

1979 ORANGE BOWL OKLAHOMA - 31 NEBRASKA - 24



Score by Quarters	1	2	3	4	Final
Oklahoma	7	7	17	0	31
Nebraska	7	0	3	14	24

Statistics	Nebraska	Oklahoma
First Downs	27	17
Rush Yards	217	292
Pass Yards	220	47
Total Yards	437	339

Miami, Fla., Jan. 1, 1979 - In the first-ever matchup of Big Eight teams in a bowl game, Nebraska just missed duplicating its 17-14 win over Oklahoma several weeks earlier in losing to the Sooners, 31-24.

Nebraska got off to a fast start in trying for an unprecedented double over OU, driving 80 yards in 15 plays after the opening kickoff to take a 7-0 lead on Tom Sorley's 21-yard touchdown pass to Tim Smith. The Huskers then watched the revenge-minded Sooners score 24 unanswered points.

Nebraska's rally started with 9:12 left in the game when I-back Rick Berns capped a 78-yard drive with a one-yard touchdown run that reduced the deficit to 31-17. A little more than a minute later, defensive tackle David Clark recovered quarterback Thomas Lott's fumble at the OU 42, and the Huskers were back in the game. Oklahoma's defense yielded 35 yards to the seven, but stiffened to stop I-back Craig Johnson on a fourth-and-one with 4:24 to go to seal the win. The Huskers did march 58 yards in 10 plays to score on a two-yard pass from Sorley to Junior Miller on the final play of the game.

1980 COTTON BOWL HOUSTON - 17 NEBRASKA - 14



Score by Quarters	1	2	3	4	Final
Houston	0	7	0	10	17
Nebraska	7	0	0	7	14

Statistics	Nebraska	Houston
First Downs	13	18
Rush Yards	136	206
Pass Yards	91	119
Total Yards	227	325

Dallas, Texas, Jan. 1, 1980 - Reserve quarterback Terry Elston threw a six-yard, fourth-down touchdown pass to Eric Herring with just 12 seconds left as Houston handed Nebraska a heartbreaking 17-14 loss in a six-year string of incredible finishes in Husker bowl games.

Before a CBS national audience, the Huskers and Cougars battled tooth-and-nail for a full 60 minutes. The goal-line situation at the end was a fitting finale.

Nebraska struck first as Jarvis Redwine scored on a nine-yard run late in the first period, but Houston responded when Elston scored to knot the game 7-7 at the half.

After a scoreless third period, Southwest Conference champion Houston took its first lead of the game on a 41-yard field goal by Ken Hatfield with 8:25 left. The Huskers then forced a Houston fumble and Jeff Quinn found Jeff Finn for the go-ahead touchdown with 3:56 remaining.

The next 3:44 were all Elston, as the junior accounted for all but 11 yards in the Cougars' winning 66-yard drive, completing 5-of-7 passes for 45 yards, including three for crucial first downs, and rushing three times for 10 yards.

NEBRASKA'S ALL-TIME BOWL GAMES

1980 SUN BOWL
NEBRASKA - 31
MISSISSIPPI STATE - 17

Score by Quarters	1	2	3	4	Final
Mississippi State	0	0	3	14	17
Nebraska	7	10	7	7	31

Statistics	Nebraska	Mississippi State
First Downs	16	15
Rush Yards	159	93
Pass Yards	159	102
Total Yards	318	195

El Paso, Texas, Dec. 27, 1980 - A great passing performance by senior Jeff Quinn and a stout defensive effort enabled Nebraska to enjoy a successful return to the Sun Bowl by downing Mississippi State, 31-17.

The Huskers drew first blood just 2:30 into the game when, on the first play after MSU's Mardye McDole fumbled a Nebraska punt, split end Todd Brown scored on a 23-yard end-around. NU added 10 points in the second quarter on a 22-yard Kevin Seibel field goal and an eight-yard Quinn-to-Jeff Finn pass to take a 17-0 lead into the locker room at halftime.

MSU finally scored in the third quarter on a 47-yard field goal and appeared to be gaining momentum when Husker defensive end Jimmy Williams recovered a fumble at the Bulldog 25 to set up a two-yard touchdown run by Andra Franklin. The Huskers iced the game with a 52-yard Quinn-to-Tim McCrady pass late in the game. For their efforts, Williams and Quinn were named the outstanding players of the 1980 Sun Bowl.

1982 ORANGE BOWL
CLEMSON - 22
NEBRASKA - 15

Score by Quarters	1	2	3	4	Final
Clemson	6	6	10	0	22
Nebraska	7	0	0	8	15

Statistics	Nebraska	Clemson
First Downs	13	17
Rush Yards	193	155
Pass Yards	63	134
Total Yards	256	289

Miami, Fla., Jan. 1, 1982 - The battle between top-ranked Clemson and No. 4 Nebraska was for the national title as No. 2 Georgia and No. 3 Alabama lost their bowl games. The dream of a third national title in 12 years was not to be for the Huskers, as their own errors and standout performances by Clemson quarterback Homer Jordan and the Tiger defense gave the South Carolina school its first national title and a 12-0 season with a 22-15 victory.

The Tigers scored first on a 41-yard field goal to take a 3-0 lead, but NU came back and took a 7-3 lead midway through the first quarter on a 25-yard TD pass from I-back Mike Rozier to wingback Anthony Steels.

The opportunistic Tigers then took advantage of Husker errors to score 19 unanswered points and led 22-7 after three periods. Early in the fourth quarter, the Huskers came back on a 26-yard scoring run and a two-point conversion by Roger Craig, cutting the margin to 22-15. But an eighth untimely penalty stopped another promising drive moments later, and the elusive Jordan ate up all but six seconds of the last 5:24.

1983 ORANGE BOWL
NEBRASKA - 21
LSU - 20

Score by Quarters	1	2	3	4	Final
LSU	7	7	3	3	20
Nebraska	7	0	7	7	21

Statistics	Nebraska	LSU
First Downs	22	12
Rush Yards	219	38
Pass Yards	184	173
Total Yards	403	211

Miami, Fla., Jan. 1, 1983 - Nebraska was its own worst enemy for most of the game, but the Huskers pulled out a 21-20 victory over LSU with a strong second half.

After jumping out to an early 7-0 lead, NU appeared poised for another score following an interception. But Nebraska turned the ball right back over to set up a tying Tiger touchdown. The Huskers then fumbled the ball away at the LSU 15, forced a punt and fumbled it at their own 45 to set up another LSU score. Then NU threw an interception and was thankful to be down only 14-7 at halftime.

The second half did not start out any better, as NU missed a field goal and fumbled again to set up a field goal that gave LSU a 17-7 lead. But down 10 points, the Husker offense came alive, driving 80 yards in 12 plays to score on an 11-yard pass from Turner Gill to Mike Rozier, and going 47 yards in seven plays to regain the lead, 21-17, early in the fourth quarter on a one-yard run by Gill.

Another interception set up an LSU field goal that cut the margin to 21-20. But the Husker offense sealed the win by eating up the final 5:05.

1984 ORANGE BOWL
MIAMI - 31
NEBRASKA - 30

Score by Quarters	1	2	3	4	Final
Miami	17	0	14	0	31
Nebraska	0	14	3	13	30

Statistics	Nebraska	Miami
First Downs	25	22
Rush Yards	306	130
Pass Yards	172	300
Total Yards	478	430

Miami, Fla., Jan. 2, 1984 - In one of the most exciting bowl games ever played, No. 4 Miami overcame two rallies from double-digit deficits from No. 1 Nebraska to win the national championship. The game was decided when strong safety Ken Calhoun knocked Turner Gill's two-point PAT pass out of Jeff Smith's hands with 48 seconds left in the game, preserving a 31-30 home-field win for Miami.

Behind Bernie Kosar, Miami jumped to a quick 17-0 first-quarter lead and never trailed. The Huskers rallied to score two second-quarter touchdowns, then tied the game early in the second half on a Scott Livingston field goal, but Miami scored twice in a five-minute span later in the third period to put the visitors in a 31-17 hole.

Jeff Smith came in for injured Heisman Trophy winner Mike Rozier and rushed for 99 yards and two touchdowns, the second, a 24-yarder on fourth-and-eight, to get the Huskers within 31-30. Coach Tom Osborne eschewed the PAT kick, and a tie that would have assured Nebraska the national title, and decided to go for it all. But, thanks to Calhoun, Gill, Smith and Osborne came up just short.

1985 SUGAR BOWL
NEBRASKA - 28
LSU - 10


Score by Quarters	1	2	3	4	Final
LSU	3	7	0	0	10
Nebraska	0	7	7	14	28

Statistics	Nebraska	LSU
First Downs	23	21
Rush Yards	280	183
Pass Yards	143	221
Total Yards	423	404

New Orleans, La., Jan. 1, 1985 - Senior quarterback Craig Sundberg closed out his career in grand style, as he led the Huskers back from a 10-0 first-half deficit to a 28-10 win over Louisiana State in the 51st annual Sugar Bowl.

LSU scored on two of its first three possessions to grab the early lead, but after a rocky start, the Sundberg-led NU offense put up 28 unanswered points. Two of the Huskers' four touchdowns were set up by a defense that forced six Tiger turnovers, including five interceptions.

Doug DuBose helped spark Nebraska with a 102-yard rushing effort, but it was Sundberg who provided most of the punch and was named the game's most valuable player. Starting for the first time since arm trouble knocked him out of the starting lineup at midseason, Sundberg completed 10-of-15 passes for 143 yards, threw for three touchdowns and ran for the go-ahead score on a nine-yard sprint 6:46 into the second half. Sundberg's three touchdown passes tied a Nebraska bowl record. Two of those scoring tosses went to tight end Todd Frain, tying another NU bowl mark.

1986 FIESTA BOWL
MICHIGAN - 27
NEBRASKA - 23

Score by Quarters	1	2	3	4	Final
Michigan	3	0	24	0	27
Nebraska	0	14	0	9	23

Statistics	Nebraska	Michigan
First Downs	20	16
Rush Yards	304	171
Pass Yards	66	63
Total Yards	370	234

Tempe, Ariz., Jan. 1, 1986 - After building a 14-3 halftime lead, Nebraska self-destructed in the third quarter and was never able to recover completely in dropping a 27-23 decision to Michigan in the Sunkist Fiesta Bowl.

The Huskers used a pair of second-quarter touchdowns by I-back Doug DuBose to take the lead, but a fumble on the third play of the second half set up a 21-yard Wolverine touchdown drive that cut the NU margin to 14-10. Nebraska fumbled again on the second play after the ensuing kickoff, setting up a 38-yard touchdown drive that put Michigan up for good, 17-14.

Nebraska's next drive stalled after one first down, and the Wolverines blocked Dan Wingard's punt, recovering it at the NU six-yard line. The Nebraska defense held, and a 19-yard Pat Moons field goal made it 20-14 Michigan, 8:18 into the second half. Later in the period, the Maize and Blue took advantage of two pass interference penalties to score another touchdown to build what proved to be an insurmountable 27-14 lead.

NEBRASKA'S ALL-TIME BOWL GAMES

1987 SUGAR BOWL NEBRASKA - 30 LSU - 15



Score by Quarters	1	2	3	4	Final
LSU	7	0	0	8	15
Nebraska	0	10	7	13	30

Statistics	Nebraska	LSU
First Downs	22	10
Rush Yards	242	32
Pass Yards	110	159
Total Yards	352	191

New Orleans, La., Jan. 1, 1987 - Louisiana State had a 66-yard touchdown drive in the first three minutes of the contest and another 66-yard touchdown drive in the last three minutes of the game. In between, Nebraska dominated the Tigers by running off 30 unanswered points to post a 30-15 win in the USF&G Sugar Bowl, the Huskers' 25th bowl appearance.

Between those two Tiger drives, Nebraska gained 334 yards to LSU's 59, and had a first-down advantage of 22-3. The Huskers made a remarkable recovery from a disheartening loss to Oklahoma at the end of the regular season and posted Nebraska's fourth bowl win over LSU in as many tries and the third in five years.

Steve Taylor became the second Nebraska quarterback in three years to win the Miller-Digby Trophy as the Sugar Bowl MVP. He completed 11-of-19 passes for 110 yards and one touchdown and rushed 20 times for 63 yards and another score. Of Taylor's 173 total offensive yards, 90 came in two drives in which the Huskers went from a 7-3 deficit to a 17-7 lead.

1988 FIESTA BOWL FLORIDA STATE - 31 NEBRASKA - 28



Score by Quarters	1	2	3	4	Final
Florida State	0	21	3	7	31
Nebraska	14	0	14	0	28


Statistics	Nebraska	Florida State
First Downs	20	26
Rush Yards	242	82
Pass Yards	142	375
Total Yards	384	457

Tempe, Ariz., Jan. 1, 1988 - Florida State quarterback Danny McManus hit Ronald Lewis with a 15-yard, fourth-down touchdown pass with 3:07 left in the game to give Florida State a 31-28 win over Nebraska. The TD pass capped a 97-yard touchdown drive by the Seminoles, who had taken over at their three-yard line with 6:58 to go when a fumble kept the Huskers from putting the game away.

It was a frustrating day for Nebraska, which jumped to a 14-0 first-quarter lead on a short drive set up by a Richard Bell punt return, and a 52-yard punt return touchdown by Dana Brinson. The Husker defense held FSU to just 82 yards on the ground, including only 28 yards by standout tailback Sammie Smith. But McManus threw for 375 yards, his career high by 100 yards. He was named the offensive player of the game, while Husker tackle Neil Smith earned defensive honors.

Even after Florida State took the late lead, the Huskers almost rallied, but Steve Taylor's 58-yard pass to Morgan Gregory that advanced NU to the Seminole two-yard line was called back because of a penalty.

1989 ORANGE BOWL MIAMI - 23 NEBRASKA - 3



Score by Quarters	1	2	3	4	Final
Miami	7	13	0	3	23
Nebraska	0	0	3	0	3

Statistics	Nebraska	Miami
First Downs	10	20
Rush Yards	80	69
Pass Yards	55	285
Total Yards	135	354

Miami, Fla., Jan. 2, 1989 - Second-ranked Miami's quickness, particularly on defense, proved to be too much for No. 6 Nebraska, as the Hurricanes dominated the Huskers, 23-3. Despite the win and a final 11-1 record, the Hurricanes were unable to lay claim to a second straight national title, which went to undefeated Notre Dame.

Although the Nebraska defense held the Miami offense to 354 total-offense yards, nearly 100 yards less than its season average, the Huskers never could get untracked against the Hurricanes' second-ranked defense. After leading the nation in rushing at 382.3 yards per game during the regular season, NU managed only 80 yards rushing against Miami and finished with 10 first downs.

NU needed a career-long 50-yard field goal by Gregg Barrios to capitalize on its only serious scoring threat. Early in the third quarter, Tahaun Lewis picked off a pass and returned it to the Miami 37. But the Huskers had to settle for Barrios' field goal, which prevented Nebraska's first shutout since the 1973 season.

1990 FIESTA BOWL FLORIDA STATE - 41 NEBRASKA - 17



Score by Quarters	1	2	3	4	Final
Florida State	0	21	20	0	41
Nebraska	7	3	0	7	17

Statistics	Nebraska	Florida State
First Downs	18	18
Rush Yards	115	72
Pass Yards	207	422
Total Yards	322	494

Tempe, Ariz., Jan. 1, 1990 - Fifth-ranked Florida State rode the arm of quarterback Peter Tom Willis and the talents of a bevy of quick, talented receivers to a 41-17 win over No. 6 Nebraska in the 19th Sunbist Fiesta Bowl.

NU had the lead twice in the first half after driving 69 yards for a touchdown on their first possession, and taking a 10-7 lead on a field goal in the second period.

From then on, it was all FSU. The Seminoles scored touchdowns on five of their next seven possessions to build a 41-10 lead at the end of three quarters. In the process, Willis had the best passing day ever against NU in a bowl game, completing 25-of-40 passes for 422 yards and five touchdowns.

For the second straight year, the Huskers faced a bowl opponent that was probably the best team in the nation, but had virtually no hope of winning the national title because of untimely defeats early in the year. FSU lost its first two games in 1989 to Southern Mississippi and Clemson, then roared back to win its last 10, including a 24-10 victory over eventual No. 1 Miami.

1991 CITRUS BOWL GEORGIA TECH - 45 NEBRASKA - 21



Score by Quarters	1	2	3	4	Final
Georgia Tech	7	17	7	14	45
Nebraska	0	14	7	0	21

Statistics	Nebraska	Georgia Tech
First Downs	14	19
Rush Yards	126	190
Pass Yards	209	277
Total Yards	335	467

Orlando, Fla., Jan. 1, 1991 - Despite a second-quarter rally, Nebraska was unable to overcome a 21-0 deficit as the Huskers fell to undefeated Georgia Tech, 45-21, in the Florida Citrus Bowl. The Yellow Jackets finished 11-0-1 with the victory and edged Colorado for the UPI national title, while the Buffaloes, who had beaten NU, 27-12, in November, claimed the AP crown.

Two freshmen gave Husker fans a ray of hope after Tech took a three-touchdown lead. All-Big Eight tight end Johnny Mitchell hauled in a 30-yard touchdown pass from Tom Haase, then I-back Derek Brown sprinted 50 yards to cut the margin to 21-14 with 5:07 left in the half. But that was as close as Nebraska would get, and running back William Bell's two fourth-quarter touchdowns sealed the Huskers' fate.

Mitchell finished the game with five receptions for an NU bowl record 138 yards, while Brown rushed for 99 yards, and Haase came off the bench to complete 14-of-21 passes for 209 yards and two touchdowns.

1992 ORANGE BOWL MIAMI - 22 NEBRASKA - 0



Score by Quarters	1	2	3	4	Final
Miami	13	0	9	0	22
Nebraska	0	0	0	0	0

Statistics	Nebraska	Miami
First Downs	9	25
Rush Yards	82	182
Pass Yards	89	257
Total Yards	171	439

Miami, Fla., Jan. 1, 1992 - No. 1-ranked Miami, playing on its home field for at least a share of its fourth national title in nine years, used overwhelming team speed and a smothering defense to blank Nebraska, 22-0. It was the Cornhuskers' first shutout defeat in 221 games since the 1973 season.

The win left the Hurricanes 12-0 on the season with a split national title, joining a 12-0 Washington team that beat Nebraska, 36-21, at Lincoln in September. The Hurricanes were No. 1 in the Associated Press poll, while the Huskies claimed the top spot in the USA Today/CNN Coaches poll. It was the second straight year for a split title, and for the second straight year Nebraska, 9-2-1, lost to both teams involved, having been defeated by Colorado and Georgia Tech the previous season.

Miami held Nebraska to 82 rushing yards after the Huskers had won the NCAA rushing title in the regular season at 353.2 yards per game.

NEBRASKA'S ALL-TIME BOWL GAMES

1993 ORANGE BOWL
FLORIDA STATE - 27
NEBRASKA - 14

Score by Quarters	1	2	3	4	Final
Florida State	7	13	7	0	27
Nebraska	0	7	0	7	14

Statistics	Nebraska	Florida State
First Downs	13	23
Rush Yards	144	221
Pass Yards	146	215
Total Yards	290	436

Miami, Fla., Jan. 1, 1993 - The Seminoles scored 20 straight points to open the game and cruised to a 27-14 victory.

Nebraska had missed on two field goal opportunities, while Florida State was good on two attempts. After Nebraska stalled on its first possession of the second half, the Seminoles put together an 85-yard drive to go up 27-7. That would prove to be FSU's last score, as the Husker defense forced the Seminoles to punt on all of their five remaining possessions. Tommie Frazier connected with Gerald Armstrong on a one-yard pass with 10 minutes remaining in the fourth quarter to pull within 13, but two interceptions thwarted the comeback bid.

The No. 11 Huskers turned the ball over three times after leading the nation in turnover margin during the regular season. NU was limited to 144 yards rushing after leading the nation in that category during the regular season.

NU dropped to 9-3 on the season and finished 14th in the final polls, its 24th consecutive year finishing in the AP top 25. FSU finished second to Alabama in the rankings.

1995 ORANGE BOWL
NEBRASKA - 24
MIAMI - 17

Score by Quarters	1	2	3	4	Final
Miami	10	0	7	0	17
Nebraska	0	7	2	15	24

Statistics	Nebraska	Miami
First Downs	20	14
Rush Yards	199	29
Pass Yards	106	248
Total Yards	305	277

Miami, Fla., Jan. 1, 1995 - Behind a pair of fourth-quarter touchdown runs by fullback Cory Schlesinger, No. 1 Nebraska defeated third-ranked Miami, 24-17, to capture its first national title since 1971. The title was the first for NU Head Coach Tom Osborne, whose teams fell just short in the 1982, 1984 and 1994 Orange Bowls.

After spotting the Hurricanes a 10-0 advantage at the end of the first quarter, the Huskers trailed 10-7 at half following a second-quarter Brook Berringer 19-yard touchdown pass to Mark Gilman. Miami extended the margin to 17-7 on a 44-yard touchdown pass five plays into the third quarter, but would not score again.

On Miami's next possession, Dwayne Harris sacked Frank Costa for a safety. In the fourth quarter, Schlesinger scored from 15 yards out and NU converted its two-point try to tie the game at 17-17. After forcing a three-and-out on Miami's next possession, Nebraska marched 58 yards on six plays before Schlesinger's 14-yard score gave the Huskers a 24-17 lead. Kareem Moss ended any Hurricane comeback hopes with an interception.

1996 ORANGE BOWL
NEBRASKA - 41
VIRGINIA TECH - 21

Score by Quarters	1	2	3	4	Final
Virginia Tech	7	7	7	0	21
Nebraska	0	17	14	10	41

Statistics	Nebraska	Virginia Tech
First Downs	25	22
Rush Yards	279	193
Pass Yards	136	214
Total Yards	415	407

Miami, Fla., Dec. 31, 1996 - Nebraska used strong performances from I-back Damon Benning and quarterback Scott Frost to down 10th-ranked Virginia Tech, 41-21.

The sixth-ranked Huskers picked up their third straight bowl victory, as Benning rushed for 95 yards and scored on touchdown runs of 33 and six yards.

The Hokies led 7-0 after the first quarter, before Nebraska scored 17 straight points. Kris Brown's 25-yard field goal cut the Hokie lead to 7-3, before Scott Frost scored on a five-yard touchdown run. The NU defense pushed the margin to 17-7 after Jason Peter recovered a fumble and raced 31 yards for a touchdown.

Jim Druckenmiller threw a pair of touchdown passes to close the gap to 24-21 midway through the third quarter before NU scored the final 17 points. Benning scored on a six-yard run, while Brown added a 37-yard field goal before a 22-yard touchdown run by Frost with three minutes left clinched the victory.

1994 ORANGE BOWL
FLORIDA STATE - 18
NEBRASKA - 16

Score by Quarters	1	2	3	4	Final
Florida State	0	6	9	3	18
Nebraska	0	7	0	9	16

Statistics	Nebraska	Florida State
First Downs	20	22
Rush Yards	183	47
Pass Yards	206	286
Total Yards	389	333

Miami, Fla., Jan. 1, 1994 - Nebraska came up just short against Florida State, losing 18-16 in the final seconds of the national title game. NU entered the game ranked first in the coaches poll, while FSU was No. 1 in the AP poll.

Nebraska had a punt return for a touchdown called back, but the Huskers still led 7-6 at the half on the strength of a Tommie Frazier 34-yard touchdown pass to Reggie Baul. In the third quarter, FSU scored on a one-yard TD run and followed with a 39-yard field goal for a 15-7 lead. NU answered when Lawrence Phillips scored from 12 yards out on the first play of the fourth quarter to make it 15-13.

Late in the fourth quarter, Frazier sprinted down to the FSU 4, setting up a Byron Bennett 27-yard field goal that put NU on top 16-15 with 1:16 remaining. FSU Heisman Trophy winner Charlie Ward then led the Seminoles downfield, and Scott Bentley kicked a 22-yard field goal with 21 seconds left to give FSU an 18-16 lead.

Frazier came right back and hit Trumane Bell for a 29-yard gain and the Huskers were able to call timeout with one second remaining to set up a game-winning 45-yard field goal attempt that sailed wide left.

1996 FIESTA BOWL
NEBRASKA - 62
FLORIDA - 24

Score by Quarters	1	2	3	4	Final
Florida	10	0	8	6	24
Nebraska	6	29	14	13	62

Statistics	Nebraska	Florida
First Downs	27	15
Rush Yards	524	-28
Pass Yards	105	297
Total Yards	629	269

Tempe, Ariz., Jan. 2, 1996 - In one of the greatest performances in college football history, top-ranked Nebraska became only the second team ever to post perfect back-to-back national championship seasons with a 62-24 victory over No. 2 Florida. The 38-point margin was the second largest in a No. 1 vs. No. 2 showdown.

The Huskers trailed 10-6 at the end of the first period before striking for 29 unanswered points in the second quarter. Lawrence Phillips' 42-yard score gave NU a 13-10 advantage. Jamel Williams then sacked Danny Wuerffel for a safety and NU added an Ahman Green touchdown run on the ensuing possession. After Kris Brown's field goal made it 25-10, Michael Booker intercepted a Wuerffel pass and returned it 42 yards for a touchdown, giving the Huskers a 32-10 cushion. Brown's second field goal of the quarter extended the lead to 35-10 at halftime.

Tommie Frazier scored on a pair of long touchdowns in the second half - including a 75-yard TD run - to finish with 199 yards rushing. NU rushed for an NCAA bowl-record 524 yards in the performance and held Florida to minus-28 yards on the ground.

1998 ORANGE BOWL
NEBRASKA - 42
TENNESSEE - 17

Score by Quarters	1	2	3	4	Final
Tennessee	0	3	6	8	17
Nebraska	7	7	21	7	42

Statistics	Nebraska	Tennessee
First Downs	30	16
Rush Yards	409	128
Pass Yards	125	187
Total Yards	534	315

Miami, Fla., Jan. 2, 1998 - Nebraska sent Tom Osborne out on top in his final game as head coach, as the Huskers defeated Tennessee, 42-17, giving Coach Osborne his third undefeated national championship season in four years.

In a showdown between two of the top offenses in the nation, the Husker defense would steal the spotlight early, forcing a pair of Vol turnovers that led directly to touchdowns. Ahman Green opened the scoring from one yard out, before Shevin Wiggins' 10-yard TD run.

Leading 14-3 at halftime, Nebraska exploded for 21 points in the third quarter. The Huskers used a strong ground game to take control in the decisive quarter. Frost opened the period with touchdown runs of one and 11 yards, before Green scored from 22 yards out. Frost then added a nine-yard TD run in the fourth quarter to put NU in front 42-10.

Green rushed for an Orange Bowl-record 206 yards and two touchdowns, including 159 yards in the third quarter alone. Overshadowed in the offensive effort was a defense that held UT quarterback Peyton Manning to a season-low 134 yards in the air and forced three turnovers.

NEBRASKA'S ALL-TIME BOWL GAMES

1998 HOLIDAY BOWL

ARIZONA - 23
NEBRASKA - 20



Score by Quarters	1	2	3	4	Final
Arizona	6	3	0	14	23
Nebraska	0	13	0	7	20

Statistics	Nebraska	Arizona
First Downs	12	16
Rush Yards	87	107
Pass Yards	193	158
Total Yards	280	265

San Diego, Calif., Dec. 30, 1998 - Kelvin Eafon's one-yard touchdown run with 6:08 remaining lifted fifth-ranked Arizona to a 23-20 victory over No. 14 Nebraska, ending the Huskers' four-game bowl winning streak.

In a wild fourth quarter that saw three lead changes, the Huskers rallied from a 16-13 deficit as Eric Crouch connected with Tracey Wistrom for a four-yard touchdown to give the Huskers a 20-16 lead with 10:55 remaining.

Arizona came right back on its next possession, driving 68 yards on nine plays, capped by Eafon's touchdown. NU had a final opportunity to regain the lead, driving to the UA 46-yard line before an Arizona interception.

NU erased a 9-0 deficit to lead 13-9 at the half thanks to two Arizona turnovers. Loran Kaiser's fumble recovery set up a 25-yard field goal by Kris Brown. On the Huskers' next possession, Crouch found wingback Shevin Wiggins for a 44-yard touchdown that gave the Huskers a 10-9 advantage. On the ensuing kickoff, Billy Legate forced a Wildcat fumble deep in UA territory, leading to Brown's second field goal of the half as time expired.

2000 FIESTA BOWL

NEBRASKA - 31
TENNESSEE - 21



Score by Quarters	1	2	3	4	Final
Tennessee	0	7	7	7	21
Nebraska	14	3	7	7	31

Statistics	Nebraska	Tennessee
First Downs	23	17
Rush Yards	321	44
Pass Yards	148	267
Total Yards	469	311

Tempe, Ariz., Jan. 2, 2000 - No. 3 Nebraska defeated No. 6 Tennessee, 31-21, to finish the season 12-1 and ranked No. 2 in the AP poll.

NU jumped out to a 14-0 first-quarter lead, scoring on a Dan Alexander seven-yard touchdown run and on a 60-yard punt return by Bobby Newcombe. A Josh Brown 31-yard field goal and a UT touchdown in the final seconds of the half gave the Huskers a 17-7 halftime advantage.

After the Vols closed to within 17-14 early in the third quarter, the Huskers responded by marching 96 yards in nine plays. Fullback Willie Miller set up the touchdown with a career-long 47-yard run. NU scored on the next play, as Eric Crouch connected with Aaron Golliday for a 13-yard touchdown pass to give the Huskers a 24-14 lead.

NU put the game out of reach with a 10-play, 99-yard drive, capped by Correll Buckhalter's two-yard touchdown run. Alexander rushed for 108 yards against the nation's seventh-best rush defense. In the final game for Defensive Coordinator Charlie McBride, the Blackshirts held the Vols to just 44 yards rushing and forced two interceptions.

2000 ALAMO BOWL

NEBRASKA - 66
NORTHWESTERN - 17



Score by Quarters	1	2	3	4	Final
Northwestern	3	14	0	0	17
Nebraska	7	31	21	7	66

Statistics	Nebraska	Northwestern
First Downs	28	14
Rush Yards	476	232
Pass Yards	160	151
Total Yards	636	383

San Antonio, Texas, Dec. 30, 2000 - Nebraska scored an NU and NCAA bowl record 66 points while dominating Big Ten co-champion Northwestern, 66-17.

Trailing 10-7 early in the second quarter, the Huskers exploded for an NCAA bowl-record tying 31-point second quarter. Overall, NU outscored Northwestern 59-7 after the Wildcats took their only lead of the game.

Eric Crouch opened NU's second-quarters scoring with a 50-yard touchdown run. NU then scored 24 straight before Northwestern's Damien Anderson ran for a 69-yard score. Bobby Newcombe's 58-yard touchdown reception gave NU a 38-17 halftime lead.

A 21-point third quarter, including Matt Davison's 69-yard touchdown reception for Newcombe, put NU ahead 59-17. Place-kicker Josh Brown tied the NCAA bowl record for extra-point kick attempts (9) and extra-point kicks made (9). Dan Alexander ran for an NU bowl-record 240 rushing yards. As a team, the Huskers had an Alamo Bowl-record 476 rushing yards.

2002 ROSE BOWL

MIAMI - 37
NEBRASKA - 14



Score by Quarters	1	2	3	4	Final
Miami	7	27	0	3	37
Nebraska	0	0	7	7	14

Statistics	Nebraska	Miami
First Downs	16	18
Rush Yards	197	110
Pass Yards	62	362
Total Yards	259	472

Pasadena, Calif., Jan. 3, 2002 - Playing in front of a sellout partisan Nebraska crowd, the Huskers fell to Miami 37-14 in the BCS national championship game.

Miami came out strong from the start and gained 472 yards of total offense, including 362 yards passing by quarterback Ken Dorsey. The victory capped Miami's perfect 12-0 campaign under first-year head coach Larry Coker. The 11-2 Huskers were held to a season-low 259 yards, including 197 on the ground.

The Hurricanes opened the scoring, capitalizing on a trio of first-half Husker turnovers. Miami converted the miscues into 14 points, helping the Hurricanes build a 34-point halftime lead.

Fullback Judd Davies got Nebraska on the board late in the third quarter with a 16-yard TD run to cut the lead to 34-7. The Huskers closed to within 20 points after DeJuan Groce returned a Miami punt 71 yards for a touchdown with more than 14 minutes remaining. Miami's Todd Sievers kicked a 37-yard field goal to account for the final 37-14 margin.

2002 INDEPENDENCE BOWL

MISSISSIPPI - 27
NEBRASKA - 23



Score by Quarters	1	2	3	4	Final
Mississippi	0	14	10	3	27
Nebraska	3	14	3	3	23

Statistics	Nebraska	Mississippi
First Downs	17	20
Rush Yards	266	52
Pass Yards	93	313
Total Yards	359	365

Shreveport, La., Dec. 27, 2002 - DeJuan Groce tied an NCAA record with his fourth punt return touchdown of the season, but the Huskers fell to Ole Miss, 27-23, in a loss that left NU with a 7-7 record, ending its streak of winning seasons at 40 straight. The loss also snapped the Huskers' 11-game bowl winning streak against teams from the Southeastern Conference.

Nebraska jumped to a 10-0 lead in the game's first 17 minutes, as Josh Brown connected on a 29-yard field goal before Jammal Lord found Matt Herian for a 41-yard second-quarter touchdown.

Eli Manning cut NU's lead to 10-7 with an 11-yard touchdown pass to Kerry Johnson before Groce's punt return put the Huskers up 17-7. Toward Sanford scored from one yard out to pull the Rebels within three at the half.

In the second half, Nebraska managed just 97 total yards and two field goals. The teams exchanged field goals before Sanford's second one-yard scoring run gave the Rebels a 24-20 edge. Ole Miss added another field goal with 4:38 remaining after NU had cut the lead to 24-23.

2003 ALAMO BOWL

NEBRASKA - 17
MICHIGAN STATE - 3



Score by Quarters	1	2	3	4	Final
Michigan State	3	0	0	0	3
Nebraska	3	14	0	0	17

Statistics	Nebraska	Michigan State
First Downs	20	13
Rush Yards	229	45
Pass Yards	160	156
Total Yards	389	174

San Antonio, Texas, Dec. 29, 2003 - Behind a stifling defense, No. 22 Nebraska picked up its 10th victory of the year with a 17-3 win over Michigan State.

Under Interim Head Coach Bo Pelini, the Blackshirts recorded five sacks and intercepted three passes to hold the Spartans to three points, equaling the lowest point total ever by a Husker bowl opponent.

NU held MSU without a touchdown and just 174 total yards, more than 200 yards below its season average. While the Blackshirts kept MSU in check, Cory Ross did the offensive damage, rushing for 138 yards and two touchdowns on a school-record 37 carries. Ross scored on TD runs of 2 and 6 yards, as NU built a 14-point halftime lead that would hold up after a scoreless second half.

The Husker defense forced its first turnover when Daniel Bullocks intercepted Jeff Smoker at the NU 36-yard line. The Huskers quickly took advantage, as Ross scored the first of two second-quarter touchdowns, giving the Huskers a 10-3 lead they would not relinquish.

NEBRASKA'S ALL-TIME BOWL GAMES

2005 ALAMO BOWL

NEBRASKA - 32
MICHIGAN - 28

Score by Quarters	1	2	3	4	Final
Michigan	7	7	7	7	28
Nebraska	7	7	3	15	32

Statistics	Nebraska	Michigan
First Downs	16	23
Rush Yards	151	130
Pass Yards	167	270
Total Yards	318	400

San Antonio, Texas, Dec. 28, 2005 - Nebraska produced its greatest bowl comeback in school history, overcoming a 28-17 deficit with less than nine minutes left on its way to a thrilling 32-28 victory over No. 20 Michigan.

Nebraska jumped out to a 7-0 lead after a 52-yard touchdown pass from Zac Taylor to Terrence Nunn. Michigan answered with a pair of Chad Henne touchdown passes, before Taylor responded with another strike to Nate Swift to tie the game at the half.

Jordan Congdon kicked his school-record 19th field goal of the season to give NU a 17-14 lead midway through the third quarter, before Henne threw for a touchdown and ran for another score to put the Wolverines in front by 11.

Cory Ross, who earned MVP honors after rushing for 161 yards on 28 carries, led NU back with a 31-yard touchdown burst with 8:08 left. Taylor then hit Todd Peterson for the two-point conversion to trim Michigan's lead to 28-25. Following a Michigan fumble, Taylor hit Nunn with the game-winning 13-yard touchdown strike with 4:29 remaining.

The game's final play was a series of laterals that covered 62 yards and went all the way down to the NU 13.

2007 COTTON BOWL

AUBURN - 17
NEBRASKA - 14

Score by Quarters	1	2	3	4	Final
Auburn	7	7	3	0	17
Nebraska	7	7	0	0	14


Statistics	Nebraska	Auburn
First Downs	17	12
Rush Yards	104	67
Pass Yards	126	111
Total Yards	230	178

Dallas, Texas, Jan. 1, 2007 - In a classic defensive struggle, No. 10 Auburn managed the only points of the second half on a 42-yard John Vaughn third-quarter field goal to defeat No. 22 Nebraska, 17-14. The Huskers fell to the Tigers despite surrendering just 178 total yards, as both Auburn touchdowns came in the first half on drives of less than 15 yards following NU turnovers.

Nebraska was in position to tie or win the game late in the fourth quarter after senior linebacker Stewart Bradley recovered an Auburn fumble at the Tiger 42 with 5:24 remaining. The Huskers drove to the Auburn 27 before facing a fourth-and-11 at the 30. NU elected to go for it, but Zac Taylor's pass fell incomplete. NU's field goal attempt would have been from 47 yards out and the longest Husker field goal of the 2006 season was just 40 yards.

Nebraska scored on its opening possession, going 80 yards in 15 plays capped by Nate Swift's 13-yard scoring reception. Brandon Jackson reeled off a 20-yard run to tie the game with nine minutes to play in the first half. Vaughn posted the winning points in the third quarter, handing NU its fourth loss to a top-10 team on the year.

2009 GATOR BOWL

NEBRASKA - 26
CLEMSON - 21

Score by Quarters	1	2	3	4	Final
Clemson	0	14	7	0	21
Nebraska	0	3	20	3	26

Statistics	Nebraska	Clemson
First Downs	14	14
Rush Yards	125	4
Pass Yards	236	206
Total Yards	361	210

Jacksonville, Fla., Jan. 1, 2009 - Nebraska scored 16 unanswered points to rally from an 11-point halftime deficit and post a 26-21 win over Clemson.


All 21 Clemson points came off turnovers, as the Blackshirts held the Tigers to just 210 total yards, including only four yards rushing on 26 attempts. Clemson scored first when DeAndre McDaniel found the end zone on a 28-yard fumble recovery. NU answered with an Alex Henery field goal before an interception set Clemson up for a 25-yard touchdown pass with 19 seconds remaining in the first half.

On the first drive of the third quarter, Joe Ganz found Nate Swift for a 17-yard touchdown pass to close the gap to four. Following a fumbled punt, Clemson took over near midfield and completed a 41-yard touchdown pass to put the Tigers on top 21-10.

Ganz then found Todd Peterson for a 19-yard touchdown midway through the third quarter to open the run of 16 unanswered points. Henery secured the win by booting three field goals over the final 20 minutes.

Ganz, the game's MVP, completed 19-of-36 passes and threw for a Nebraska bowl-record 236 yards in the win.

2009 HOLIDAY BOWL

NEBRASKA - 33
ARIZONA - 0

Score by Quarters	1	2	3	4	Final
Arizona	0	0	0	0	0
Nebraska	10	13	10	0	33

Statistics	Nebraska	Arizona
First Downs	19	6
Rush Yards	223	63
Pass Yards	173	46
Total Yards	396	109

San Diego, Calif., Dec. 30, 2009 - In one of Nebraska's most dominant bowl performances in history, the No. 20 Cornhuskers registered their first-ever bowl shutout with a 33-0 whitewashing of Arizona in the 2009 Pacific Life Holiday Bowl at Qualcomm Stadium. It was also the first bowl shutout in Big 12 Conference history.

NU notched its first 10-win season since 2003, while the 33-point victory marked its largest bowl-game margin since a 66-17 win over Northwestern in the 2000 Alamo Bowl.

Led by All-American defensive tackle Ndamukong Suh and Holiday Bowl Defensive MVP Matt O'Hanlon, the Blackshirts' performance was near perfection, surrendering just 109 total yards. The only serious Wildcat threat came on the final drive, when they produced 72 of their 109 yards.

An efficient and balanced offense led by Offensive MVP Niles Paul finished with 396 total yards, including 223 rushing yards and 173 passing yards. Paul had four receptions for 123 yards, including an NU bowl-record 74-yard touchdown catch. He finished the night with 237 all-purpose yards, while fellow junior Alex Henery went 4-for-4 on field goals.

2010 HOLIDAY BOWL

WASHINGTON - 19
NEBRASKA - 7

Score by Quarters	1	2	3	4	Final
Nebraska	0	7	0	0	7
Washington	10	0	7	2	19

Statistics	Nebraska	Washington
First Downs	14	21
Rush Yards	91	268
Pass Yards	98	72
Total Yards	189	340

San Diego, Calif., Dec. 30, 2010 - Nebraska struggled to find its offensive rhythm against an inspired Washington defense in a 19-7 loss to the Huskies in the Bridgpoint Education Holiday Bowl at Qualcomm Stadium.

With the loss, the Huskers finished with a 10-4 mark for the second straight season.

NU managed just 91 rushing yards as a team, led by Rex Burkhead's 39 yards on 12 carries and Roy Helu's 34 yards on 11 carries. Helu closed his career as NU's No. 4 all-time leading rusher with 3,404 yards, including 1,245 in 2010.

Chris Polk led the way for the Huskies with 177 yards on 34 carries. The Huskies amassed 268 yards on the ground to overcome another struggle in the air for Jake Locker against the Blackshirt secondary. Locker finished just 5-of-16 passing for 56 yards.

Along with the strong running performance, the Huskies got help from the Huskers who committed 12 penalties for 102 yards, as well as turning the ball over twice on one fumble and one interception.

2012 CAPITAL ONE BOWL

SOUTH CAROLINA - 30
NEBRASKA - 13

Score by Quarters	1	2	3	4	Final
Nebraska	13	0	0	0	13
South Carolina	9	7	0	14	30

Statistics	Nebraska	South Carolina
First Downs	17	16
Rush Yards	137	121
Pass Yards	116	230
Total Yards	253	351

Orlando, Fla., Jan. 1, 2012 - No. 20 Nebraska jumped to a 13-9 lead at the end of the first quarter, but No. 9 South Carolina scored the game's final 21 points in the Huskers' 30-13 loss in the Capital One Bowl at Florida Citrus Bowl Stadium.

Nebraska ended its 2011 season with a 9-4 overall record, its fourth consecutive nine-win season.

Nebraska scored first when Taylor Martinez hit Kenny Bell on a 30-yard touchdown strike just over three minutes into the game. Brett Maher's extra-point attempt was then blocked and scooped up by South Carolina's Stephon Gilmore, who raced the other way for a two-point return.

USC used that momentum to take the lead on a Connor Shaw touchdown run on the ensuing drive before NU answered with its second straight touchdown, an Ameer Abdullah 1-yard run to go ahead 13-9. The Huskers held that lead before Martinez threw an interception with 38 seconds left in the half. Alshon Jeffery then caught a 51-yard hail mary touchdown pass on the final play of the half.

Nebraska was unable to recover from the deflating end to the first half, as USC scored two fourth-quarter touchdowns while limiting NU to 64 yards in the second half.

NEBRASKA'S ALL-TIME BOWL GAMES

2013 CAPITAL ONE BOWL GEORGIA - 45 NEBRASKA - 31



Score by Quarters	1	2	3	4	Final
Nebraska	14	10	7	0	31
Georgia	16	7	8	14	45

Statistics	Nebraska	Georgia
First Downs	26	23
Rush Yards	239	162
Pass Yards	204	427
Total Yards	443	589

Orlando, Fla., Jan. 1, 2013 - No. 16 Nebraska hung tough with No. 7 Georgia for three quarters, but a pair of Bulldog touchdown passes in the fourth quarter provided the margin in the Huskers' 45-31 loss in the Capital One Bowl.

Nebraska ended its 2012 campaign with a 10-4 overall record that included a 7-1 Big Ten mark and a Legends Division title. Georgia, the SEC runner-up, finished with a 12-2 overall mark.

Senior I-back Rex Burkhead led the Huskers with 140 yards and a touchdown on 25 carries, while adding four receptions for 39 yards and another score in his final game as a Husker.

Burkhead, who produced his 14th 100-yard rushing performance, closed his career with 3,329 yards at No. 5 on Nebraska's all-time rushing list. He also became the 10th player in NU history with 30 career rushing touchdowns. Burkhead's 357 rushing yards on 76 attempts in four bowl games are both Nebraska records.

Taylor Martinez added 46 yards on the ground to push his season rushing total past 1,000 yards. He finished with 1,019 rushing yards in 2012 as just the fourth Husker quarterback to produce a 1,000-yard campaign.

2015 FOSTER FARMS BOWL NEBRASKA - 37 UCLA - 29



Score by Quarters	1	2	3	4	Final
UCLA	7	14	0	8	29
Nebraska	7	14	9	7	37

Statistics	UCLA	Nebraska
First Downs	17	31
Rush Yards	67	326
Pass Yards	319	174
Total Yards	386	500

Santa Clara, Calif., Dec. 26, 2015 - Nebraska rolled for a season-high 326 rushing yards and 500 yards of total offense to ground UCLA's high-powered passing attack and claim a 37-29 win over the Bruins in the Foster Farms Bowl on Saturday night.

Nebraska stuck with a smash-mouth game plan all night, scoring 30 unanswered points after falling behind 21-7 in the second quarter at Levi's Stadium. Quarterback Tommy Armstrong Jr. accounted for 250 yards of total offense, including 76 rushing yards on 10 carries with one touchdown. He was also efficient through the air, completing 12-of-19 passes for 174 yards and another score to earn offensive MVP honors in the game.

The Big Red notched its sixth win of the season to finish 6-7 with wins in three of their last four games, beginning with handing Michigan State its only loss of the season. Six of Nebraska's losses were by one possession and the first five were by a total of just 13 points. UCLA ended its season 8-5.

2014 GATOR BOWL NEBRASKA - 24 GEORGIA - 19



Score by Quarters	1	2	3	4	Final
Nebraska	0	10	14	0	24
Georgia	0	9	3	7	19

Statistics	Nebraska	Georgia
First Downs	14	22
Rush Yards	144	96
Pass Yards	163	320
Total Yards	307	416

Jacksonville, Fla., Jan. 1, 2014 - Heroic efforts by Blackshirt defenders and the longest play from scrimmage in Nebraska football history sent a determined bunch of Husker seniors out with a dramatic 24-19 victory over No. 22 Georgia in the TaxSlayer.com Gator Bowl at EverBank Field on New Year's Day.

Nebraska, which secured its sixth consecutive nine-win season under Coach Bo Pelini, finished the 2013 campaign with a 9-4 record. Georgia closed its season at 8-5.

Senior wide receiver Quincy Enunwa capped one of the top receiving careers in school history with a career-high 129 yards on four receptions to earn TaxSlayer.com Gator Bowl MVP honors.

Enunwa hauled in a pair of touchdown passes on the day, including a decisive 99-yard catch from sophomore quarterback Tommy Armstrong Jr. on 3rd-and-14 midway through the third quarter.

The game-winning pass play was the longest play from scrimmage in Nebraska football and Gator Bowl history. The play was set up after Armstrong fumbled a shotgun snap on second down and managed to recover it just inches outside the NU end zone to save the Big Red from a safety that would have trimmed the Husker lead to 17-14.

2014 HOLIDAY BOWL USC - 45 NEBRASKA - 42



Score by Quarters	1	2	3	4	Final
Nebraska	17	0	17	8	42
USC	10	14	21	0	45

Statistics	Nebraska	USC
First Downs	28	22
Rush Yards	144	194
Pass Yards	381	321
Total Yards	525	515

San Diego, Calif., Dec. 27, 2014 - In a high-scoring shootout between two of college football's most storied programs, Tommy Armstrong Jr. racked up 422 yards of total offense, but Nebraska came up short on its final two drives of the fourth quarter in a 45-42 loss to No. 24 USC in the National University Holiday Bowl on Saturday night at Qualcomm Stadium.

Both teams finished their seasons with 9-4 records, while teaming up for 1,040 yards of total offense in the game. Nebraska finished with 525 total yards, including 379 passing and 146 rushing, while the Trojans managed 515 yards, including 321 through the air and 194 on the ground.

Armstrong, Nebraska's sophomore quarterback completed a career-high 32-of-51 passes for a career-best 381 yards and three touchdowns setting NU bowl records for yardage, completions and attempts, but his Hail Mary attempt on the game's final play was batted to the ground to seal the USC victory. Armstrong added 41 rushing yards on 12 carries, including a 15-yard touchdown run on fourth down midway through the fourth quarter. He followed up his scoring run with a two-point conversion pass to Kenny Bell to cut the USC lead to 45-42 after the Huskers trailed 45-27 late in the third quarter.

NEBRASKA BOWL GAME HISTORY

Nebraska All-Time Bowl Appearances by Season

YEAR	BOWL	OPP. (RANK)	RESULT
1941	Rose	Stanford (7/2)	L, 13-21
1955	Orange	Duke (--/14)	L, 7-34
1962	Gotham	Miami (--/--)	W, 36-34
1964	Orange	Auburn (6/5)	W, 13-7
1965	Cotton	Arkansas (6/2)	L, 7-10#
1966	Orange	Alabama (3/4)	L, 28-39#
1967	Sugar	Alabama (6/3)	L, 7-34
1969	Sun	Georgia (14/--)	W, 45-6
1971	Orange	Louisiana State (3/5)	W, 17-12#
1972	Orange	Alabama (1/2)	W, 38-6#
1973	Orange	Notre Dame (9/12)	W, 40-6
1974	Cotton	Texas (12/8)	W, 19-3
1974	Sugar	Florida (8/18)	W, 13-10
1975	Fiesta	Arizona State (6/7)	L, 14-17
1976	Astro-BB	Texas Tech (13/9)	W, 27-24
1977	Liberty	North Carolina (12/14)	W, 21-17
1979	Orange	Oklahoma (6/4)	L, 24-31
1980	Cotton	Houston (7/8)	L, 14-17
1980	Sun	Mississippi State (8/17)	W, 31-17
1982	Orange	Clemson (4/1)	L, 15-22#
1983	Orange	Louisiana State (3/13)	W, 21-20
1984	Orange	Miami (1/5)	L, 30-31#
1985	Sugar	Louisiana State (4/12)	W, 28-10
1986	Fiesta	Michigan (7/5)	L, 23-27
1987	Sugar	Louisiana State (6/5)	W, 30-15
1988	Fiesta	Florida State (5/3)	L, 28-31
1989	Orange	Miami (6/2)	L, 3-23
1990	Fiesta	Florida State (6/5)	L, 17-41
1991	Citrus (Capital One)	Georgia Tech (19/2)	L, 21-45#
1992	Orange	Miami (11/1)	L, 0-22#
1993	Orange	Florida State (11/3)	L, 14-27
1994	Orange	Florida State (2/1)	L, 16-18#
1995	Orange	Miami (1/3)	W, 24-17#
1996	Fiesta	Florida (1/2)	W, 62-24#
1996	Orange	Virginia Tech (6/10)	W, 41-21
1998	Orange	Tennessee (2/3)	W, 42-17#
1998	Holiday	Arizona (14/5)	L, 20-23
2000	Fiesta	Tennessee (3/6)	W, 31-21
2000	Alamo	Northwestern (9/18)	W, 66-17
2002	Rose	Miami (4/1)	L, 14-37#
2002	Independence	Ole Miss (--/--)	L, 23-27
2003	Alamo	Michigan State (22/--)	W, 17-3
2005	Alamo	Michigan (--/20)	W, 32-28
2007	Cotton	Auburn (22/10)	L, 14-17
2009	Gator	Clemson (--/--)	W, 26-21
2009	Holiday	Arizona (20/22)	W, 33-0
2010	Holiday	Washington (18/--)	L, 7-19
2012	Capital One	South Carolina (20/9)	L, 13-30
2013	Capital One	Georgia (16/7)	L, 31-45
2014	Gator	Georgia (--/22)	W, 24-19
2014	Holiday	USC (25/24)	L, 42-45
2015	Foster Farms	UCLA (--/--)	W, 37-29

National Championship Game for at least one of the two teams

Bold denotes NU conference champion teams.

Nebraska All-Time Bowl Appearances by Bowl Game

YEAR	BOWL	OPP. (RANK)	RESULT
1941	Rose	Stanford (7/2)	L, 13-21
2002	Rose	Miami (4/1)	L, 14-37#
1955	Orange	Duke (--/14)	L, 7-34
1964	Orange	Auburn (6/5)	W, 13-7
1966	Orange	Alabama (3/4)	L, 28-39#
1971	Orange	Louisiana State (3/5)	W, 17-12#
1972	Orange	Alabama (1/2)	W, 38-6#
1973	Orange	Notre Dame (9/12)	W, 40-6
1979	Orange	Oklahoma (6/4)	L, 24-31
1982	Orange	Clemson (4/1)	L, 15-22#
1983	Orange	Louisiana State (3/13)	W, 21-20
1984	Orange	Miami (1/5)	L, 30-31#
1989	Orange	Miami (6/2)	L, 3-23
1992	Orange	Miami (11/1)	L, 0-22#
1993	Orange	Florida State (11/3)	L, 14-27
1994	Orange	Florida State (2/1)	L, 16-18#
1995	Orange	Miami (1/3)	W, 24-17#
1996	Orange	Virginia Tech (6/10)	W, 41-21
1998	Orange	Tennessee (2/3)	W, 42-17#
1962	Gotham	Miami (--/--)	W, 36-34
1965	Cotton	Arkansas (6/2)	L, 7-10#
1974	Cotton	Texas (12/8)	W, 19-3
1980	Cotton	Houston (7/8)	L, 14-17
2007	Cotton	Auburn (22/10)	L, 14-17
1967	Sugar	Alabama (6/3)	L, 7-34
1974	Sugar	Florida (8/18)	W, 13-10
1985	Sugar	Louisiana State (4/12)	W, 28-10
1987	Sugar	Louisiana State (6/5)	W, 30-15
1969	Sun	Georgia (14/--)	W, 45-6
1980	Sun	Mississippi State (8/17)	W, 31-17
1975	Fiesta	Arizona State (6/7)	L, 14-17
1986	Fiesta	Michigan (7/5)	L, 23-27
1988	Fiesta	Florida State (5/3)	L, 28-31
1990	Fiesta	Florida State (6/5)	L, 17-41
1996	Fiesta	Florida (1/2)	W, 62-24#
2000	Fiesta	Tennessee (3/6)	W, 31-21
1976	Astro-BB	Texas Tech (13/9)	W, 27-24
1977	Liberty	North Carolina (12/14)	W, 21-17
1991	Citrus (Capital One)	Georgia Tech (19/2)	L, 21-45#
2012	Capital One	South Carolina (20/9)	L, 13-30
2013	Capital One	Georgia (16/7)	L, 31-45
2000	Alamo	Northwestern (9/18)	W, 66-17
2003	Alamo	Michigan State (22/--)	W, 17-3
2005	Alamo	Michigan (--/20)	W, 32-28
1998	Holiday	Arizona (14/5)	L, 20-23
2009	Holiday	Arizona (22/20)	W, 33-0
2010	Holiday	Washington (18/--)	L, 7-19
2014	Holiday	USC (25/24)	L, 42-45
2002	Independence	Ole Miss (--/--)	L, 23-27
2009	Gator	Clemson (--/--)	W, 26-21
2014	Gator	Georgia (--/22)	W, 24-19
2015	Foster Farms	UCLA (--/--)	W, 37-29

National Championship Game for at least one of the two teams

Bold denotes NU conference champion teams.

NEBRASKA BOWL SUPERLATIVES

Record by Bowl Game

Orange Bowl	8-9
Fiesta Bowl	2-4
Sugar Bowl	3-1
Cotton Bowl	1-3
Alamo Bowl	3-0
Capital One/Citrus Bowl	0-3
Sun Bowl	2-0
Gator Bowl	2-0
Rose Bowl	0-2
Holiday Bowl	1-3
Liberty Bowl	1-0
Astro-Bluebonnet Bowl	1-0
Gotham Bowl	1-0
Foster Farms Bowl	1-0
Independence Bowl	0-1

Bowl Record vs. Conferences

vs. SEC	13-7
vs. ACC	5-11
vs. Big Ten	3-1
vs. Big 12	2-1
vs. Pac-12	2-5
vs. Notre Dame	1-0
vs. Conference USA	0-1

Bowl Record When....

Out-rushing opponent	23-14
Out-passing opponent	12-7
Out-gaining opponent	22-7
Getting out-rushed	3-12
Getting out-passed	14-19
Getting out-gained	4-19
Leading at the half	15-7
Trailing at the half	8-17
Tied at the half	3-2
Scoring first	15-9
Scoring less than 20 points	5-15
Scoring 20 or more points	21-11
Game is decided by five points or less	9-11
Game is decided by 10 points or less	13-13
Game decided by more than 14 points	14-9
Playing a top-5 team	7-17
Playing a top-10 team	11-22
Playing a top-25 team	21-23

Nebraska Bowl Streaks

Consecutive wins	6
Consecutive losses	7
Consecutive appearances	35*
Consecutive January bowl appearances	17^

*NCAA Record (1969-2003)

^NCAA Record (1981-1987)

NCAA Bowl Rankings

All-Time Bowl Appearances

Rank	Team	Appearances
1.	Alabama	63
2.	Nebraska	53
	Texas	53
4.	Georgia	52
	Tennessee	52
6.	Southern California	51
7.	Oklahoma	50
8.	LSU	48
9.	Ohio State	47
	Penn State	47

All-Time Consecutive Bowl Appearances

Rank	Team	Streak
1.	Nebraska (1969-2003)	35
2.	Michigan (1975-2007)	33
3.	Alabama (1959-83)	25
4.	Florida State (1982-2005)	24
	Virginia Tech (1993-pres.)	24
6.	Florida (1991-2012)	22
7.	Georgia (1997-pres.)	20
8.	Georgia Tech (1997-2014)	18
	Oklahoma (1999-pres.)	18
10.	BYU (1978-1994)	17



















HIGHLIGHTING NEBRASKA'S BOWL HISTORY

COVERING THE BOWLS

The images on this page represent the bowl program covers from each of Nebraska's 52 bowl games dating back to the 1941 Rose Bowl.

NEBRASKA BOWL BIDS

BOWL	APPEARANCES
Orange Bowl	17
Fiesta Bowl	6
Sugar Bowl	4
Cotton Bowl	4
Holiday Bowl	4
Alamo Bowl	3
Capital One Bowl	3
Gator Bowl	2
Rose Bowl	2
Sun Bowl	2
Foster Farms Bowl	1
Independence Bowl	1
Liberty Bowl	1
Astro-Bluebonnet Bowl	1
Gotham Bowl	1







N

SENIORS