

N NEBRASKA FOOTBALL

FIVE-TIME NATIONAL CHAMPIONS • MOST WINS IN THE NATION LAST 40, 50 & 60 YEARS



**NEBRASKA
CORNHUSKERS**

- **Record:** 8-2 (5-2, Big Ten)
- **Last Game:** Minnesota, W, 24-17
- **Rankings:** AP-19; Coaches-17
- **Series:** first meeting
- **Coach:** Mike Riley
- **At Nebraska:** 14-9 (2nd year)
- **Career:** 107-89 (16th year)
- **vs. Maryland:** 1-0



ESPN NEWS

- **Record:** 5-5 (2-5, Big Ten)
- **Last Game:** Ohio St., L, 62-3
- **Rankings:** not ranked
- **Head Coach:** DJ Durkin
- **At Maryland:** 5-5 (1st year)
- **Career:** same
- **vs. Nebraska:** first meeting



**MARYLAND
TERRAPINS**

**GAME 11: #19 NEBRASKA (8-2, 5-2) vs.
MARYLAND (5-5, 2-5)**

NOV. 19, 2016 • 11 A.M. (CT)

MEMORIAL STADIUM/TOM OSBORNE FIELD
LINCOLN, NEB.

CAPACITY: 86,047; SURFACE: FIELDTURF

1

Saturday's matchup will mark the first-ever meeting between the two schools. Maryland is the final Big Ten team Nebraska has faced since joining the conference.

6

Nebraska is 6-0 at Memorial Stadium in 2016, following last week's 24-17 win over Minnesota. A win over Maryland would give Nebraska a perfect home regular season for the first time since going 7-0 in 2012, and just the second time since 2001.

30

Nebraska will honor 30 individuals as part of its 2016 senior class. The group will be honored before kickoff of Saturday's game against Maryland.

THE MATCHUP

Nebraska completes its home schedule on Saturday when the Huskers play host to Maryland at Memorial Stadium. The matchup will also mark Senior Day for Nebraska's group of seniors who will play in Lincoln for the final time. Kickoff at Memorial Stadium is set for 11 a.m., with the game televised on ESPNews.

Nebraska enters the game with an 8-2 record and a 5-2 mark in Big Ten play, following a 24-17 victory over Minnesota on Saturday night in Lincoln. The Huskers remain in a tie with Wisconsin for the West Division lead with two regular-season games remaining.

The Huskers used a strong second half to defeat Minnesota, outscoring the Gophers 14-0 after intermission. The Blackshirt defense limited Minnesota to less than 100 yards of total offense after halftime, and quarterback Tommy Armstrong Jr. battled through injuries to engineer to long Husker scoring drives.

Maryland will come to Lincoln with a 5-5 record, including a 2-5 record in Big Ten play. The Terrapins will be facing their third straight ranked opponent, after dropping games against Michigan and Ohio State the past two weeks. Maryland is looking for a victory in one of its final two games to ensure a bowl trip at season's end.

Maryland is coached by DJ Durkin, who is in his first season leading the program, after spending the 2015 season as Michigan's defensive coordinator. Maryland has a high-powered ground game, ranking third in the Big Ten in rushing offense.

NEBRASKA FOOTBALL TOP 10

- Nebraska is 888-370-40 all-time, one of only 10 schools with 800 wins.
- The Cornhuskers rank fourth all-time with their 888 victories.
- Nebraska has won five national titles (1970, 1971, 1994, 1995, 1997).
- The Huskers have won 46 conference championships.
- Nebraska's 52 all-time bowl appearances rank third nationally.
- Three Huskers have won the Heisman Trophy (Rodgers, Rozier, Crouch).
- Nebraska's 107 football Academic All-Americans lead the nation.
- The Huskers have 110 first-team All-Americans in school history.
- Nebraska football is the only team in any sport in NCAA history to total 100 athletic and academic All-Americans.
- Memorial Stadium has been sold out every game since Nov. 3, 1962, a streak of 353 consecutive sellouts.



NATIONAL SIMULCASTS

- Sirius: 135
- XM: 195

HUSKER RADIO

Greg Sharpe
Matt Davison
Brenden Stai

1	NEBRASKA FRESNO STATE	43 10
Sept. 3 • 7 p.m. (BTN) Lincoln, Neb. • Memorial Stadium		
2	NEBRASKA WYOMING	52 17
Sept. 10 • 11 a.m. (ESPN2) Lincoln, Neb. • Memorial Stadium		
3	NEBRASKA #22 OREGON	35 32
Sept. 17 • 2:30 p.m. (ABC) Lincoln, Neb. • Memorial Stadium		
4	#20 NEBRASKA NORTHWESTERN	24 13
Sept. 24 • 6:30 p.m. (BTN) Evanston, Ill. • Ryan Field		
5	#15 NEBRASKA ILLINOIS	31 16
Oct. 1 • 2:30 p.m. (ESPN2) Lincoln, Neb. • Memorial Stadium		
6	#10 NEBRASKA INDIANA	27 22
Oct. 15 • 2:30 p.m. (ABC/ESPN2) Bloomington, Ind. • Memorial Stadium		
7	#8 NEBRASKA PURDUE	27 14
Oct. 22 • 2:30 p.m. (ABC/ESPN2) Lincoln, Neb. • Memorial Stadium		
8	#11 WISCONSIN #7 NEBRASKA	23 17 (OT)
Oct. 29 • 6 p.m. (ESPN) Madison, Wis. • Camp Randall Stadium		
9	#6 OHIO STATE #9 NEBRASKA	62 3
Nov. 5 • 7 p.m. (ABC) Columbus, Ohio • Ohio Stadium		
10	#21 NEBRASKA MINNESOTA	24 17
Nov. 12 • 6:30 p.m. (BTN) Lincoln, Neb. • Memorial Stadium		
11	MARYLAND #19 NEBRASKA	5-5 8-2
Nov. 19 • 11 a.m. (ESPNNews) Lincoln, Neb. • Memorial Stadium		
12	NEBRASKA IOWA	8-2 6-4
Nov. 25 • TBA (TBA) Iowa City, Iowa • Kinnick Stadium		
13	BIG TEN CONFERENCE CHAMPIONSHIP GAME	
Dec. 3 • 7:17 p.m. (FOX) Indianapolis, Ind. • Lucas Oil Stadium		



NEBRASKA COMMUNICATIONS

One Memorial Stadium
 P.O. Box 880123
 Lincoln, NE 68588-0123
 (402) 472-2263
 sportsinfo@huskers.com
 Shipping Address: 600 Stadium Drive

FOOTBALL CONTACTS

Credential Requests Huskers.com/Media

Assistant A.D./Communications.....Keith Mann
 Phone.....402-472-0237
 E-Mail.....kmann@huskers.com
 Sr. Assoc. Comm. Director.....Shamus McKnight
 Phone.....402-472-7772
 E-Mail.....smcknight@huskers.com

Associate Comm. Director.....Matt Smith
 Phone.....402-472-7780
 E-Mail.....msmith@huskers.com

Associate Comm. Director.....Jeremy Foote
 Phone.....402-472-7778
 E-Mail.....jfoote@huskers.com

Admin. Associate (Credentials).....Vicki Capazo
 Phone.....402-472-2263
 E-Mail.....vcapazo@huskers.com

Huskers.com • @Huskers

GENERAL POLICIES

All player and coach interviews must be arranged at least one day in advance through the Nebraska Communications Office. Contact Keith Mann, Shamus McKnight, Matt Smith or Jeremy Foote. All post-practice interviews will be conducted at the practice site. Interviews will not be conducted in the weight room, Student Life Complex, training room, hallways or the tunnel leading from the locker room to the field. The Nebraska locker room, training room and football office meeting rooms are **OFF-LIMITS** to the media. When arriving for post-practice interviews, media should wait in the Hawks Center lobby, or access Memorial Stadium through Gate 11 entrance if practice is in the stadium.

Requested players are available (depending on class schedules) at the Monday press conferences (11:30 a.m.-1 p.m.) and after practice on the field on Tuesday (defense) and Wednesday (offense). Players cell phone numbers will **NOT** be given to the media.

Practices are **CLOSED** to the media and to the general public during the season. Media will be allowed to shoot photos/video at the start of practice on Tuesdays (app. 15 minutes). A Communications representative will be on hand during the open portion of practice.

After all games, Nebraska's locker room is closed. Head Coach Mike Riley, coordinators and requested players will be brought to the postgame interview room after a 10-minute cooling off period. At home, the postgame interview room is located in the strength complex of the Osborne Athletic Complex. Media are asked to wait to set up equipment until the conclusion of halftime. On the road, Coach Riley, assistant coaches and requested players will be brought to the designated interview area. Please note, **NO INTERVIEWS** will be conducted on the field as the players are returning to the locker room.

NEBRASKA MEDIA INFORMATION AND POLICIES

COACH AND PLAYER AVAILABILITY

MONDAY

Nebraska Weekly Press Conference

Coach Riley will be available in the West Stadium Level 6 at Memorial Stadium at 11:30 a.m. CT. The press conference will be available free at Huskers.com. Players will generally follow Coach Riley at the press conference.

Nebraska will not practice on Mondays.

TUESDAY

Big Ten Teleconference (Mike Riley - 11:24 a.m. CT)

To participate on the teleconference, media members should call 1-866-392-7674. Contact the Big Ten Conference Office for the weekly passcode. The calls will be available for playback approximately two hours after each conference at www.bigten.org.

- 11:00 a.m. – Pat Fitzgerald, Northwestern
- 11:08 a.m. – Jim Harbaugh, Michigan
- 11:16 a.m. – Paul Chryst, Wisconsin
- **11:24 A.M. – MIKE RILEY, NEBRASKA**
- 11:32 a.m. – Mark Dantonio, Michigan State
- 11:40 a.m. – Kirk Ferentz, Iowa
- 11:48 a.m. – Tracy Claeys, Minnesota
- 11:56 a.m. – Chris Ash, Rutgers
- 12:04 p.m. – Lovie Smith, Illinois
- 12:12 p.m. – DJ Durkin, Maryland
- 12:20 p.m. – Gerard Parker, Purdue
- 12:28 p.m. – James Franklin, Penn State
- 12:36 p.m. – Urban Meyer, Ohio State
- 12:44 p.m. – Kevin Wilson, Indiana

Defensive coordinator Mark Banker, requested defensive assistants and requested defensive players not at press conference available on field after practice.

WEDNESDAY

Offensive coordinator Danny Langsdorf, requested offensive assistants and requested offensive players not at press conference available on field after practice.

THURSDAY

Coach Riley available after practice on field.

FRIDAY

No Media Availability.

RILEY PHONE INTERVIEWS

Media wishing to try to arrange a phone interview may contact Keith Mann for availability. Please contact the Communications Office as far in advance as possible.

PLAYER PHONE INTERVIEWS

Out-of-town media requesting phone interviews with Nebraska players should contact Keith Mann or Shamus McKnight with those requests, preferably on Sundays, but no later than 10 a.m. CT on Monday of game week.

PLAYER/COACH MUG SHOTS

Action photos and/or a DVD of Nebraska mug shots may be obtained by calling or e-mailing the Nebraska Communications Office.

HUSKERS.COM

Huskers.com is the official site of Nebraska Athletics and includes updated stats, game notes, depth chart and extensive quotes and audio and video clips from Nebraska's Monday press conference, including Coach Riley and selected players in the afternoon.

CREDENTIALS

Media may make credential requests for Nebraska home games on-line at Huskers.com/media. Follow the steps on the web site to complete the application. You will receive an e-mail confirming your application, and approval/denial e-mail. Contact Vicki Capazo at (402) 472-2263 with questions. Once again this season, photo ID will be required to gain access to the stadium on game day and the name on your photo ID and credential must match. Single-game credentials will not be mailed and must be picked up on game day at media will call.

TELECONFERENCE/SATELLITE FEED/FTP

For video of Nebraska's press conferences contact the Communications Office. All of Coach Riley's press conferences are available live on Huskers.com. Several players will follow Riley at the press conference.

MEDIA GUIDE AND SUPPLEMENT ON-LINE

PDF versions of the 2016 Nebraska media guide and media supplement are available on Huskers.com. Please go to the "Football" page, on the right menu, click on "2016 Media Guide" and proceed.

BANK OF THE WEST NEBRASKA FOOTBALL SHOW "DAY BY DAY"

The Nebraska Football television show will air on several affiliates throughout the 2016 season. The stations and times are as follows:

- KOLN/KGIN–Lincoln (Sunday, 10:35 p.m.)
- KNPL–North Platte (Sunday, 10:35 p.m.)
- KMTV–Omaha (Sunday, 11 p.m.)
- Fox Sports Midwest–Monday, 1 p.m.

The N-Side Nebraska show will follow the half-hour football show and feature all 24 of Nebraska's sports, including football during the fall.

IMG HUSKER SPORTS RADIO NETWORK

The Husker IMG Sports Network will continue the strong tradition of broadcasting excellence in 2016, as it brings NU football to fans across the nation and the world.

In the state of Nebraska, KXSP (590 AM and KEZO (92.3 FM) serve as the Omaha affiliates. KLIN (1400 AM) along with KFGE (98.1 FM) remain the Lincoln affiliates, while KRVN (880 AM) is a powerful central Nebraska affiliate that reaches around the state. All radio broadcasts are available live on Huskers.com, the Official Husker App, TuneIn.com, the TuneIn Radio App and SiriusXM Satellite Radio.

2016 NEBRASKA STATIONS

- Ainsworth: 1400 AM
- Alliance: 1400 AM
- Beatrice: 1450 AM
- Broken Bow: 95.3 FM
- Chadron: 610 AM
- Columbus: 900 AM/101.1 FM
- Cozad: 1580 AM
- Fairbury: 1310 AM/99.5 FM
- Falls City: 1230 AM
- Fremont: 105.5 FM
- Grand Island: 1430 AM/97.3 FM
- Hastings: 1230 AM/94.5 FM
- Holdrege: 97.7 FM
- Imperial: 102.9 FM
- Kearney: 1340/105.9
- Lexington: 880 AM
- Lincoln: 1400 AM/98.1 FM
- McCook: 93.9/102.1 FM
- Neb. City: 1600 AM/103.1 FM
- Norfolk: 94.7 FM
- North Platte: 1240 AM/103.5 FM
- Ogallala: 93.5 FM
- Omaha: 590 AM/92.3 FM
- Scottsbluff: 960 AM/94.1 FM
- Sidney: 1340 AM/98.7 FM
- Superior: 1600 AM/103.9 FM
- Valentine: 940 AM
- West Point: 840/98.3 AM
- York: 1370 AM

WEEKLY MEDIA CALENDAR: NEBRASKA VS. MARYLAND (NOV. 14-19)

MONDAY, NOV. 14	TUESDAY, NOV. 15	WEDNESDAY, NOV. 16	THURSDAY, NOV. 17	FRIDAY, NOV. 18	SATURDAY, NOV. 19
PRESS CONFERENCE 11 a.m. - Lunch 11:30 a.m. - Mike Riley <i>Players to follow</i>	BIG TEN CONF. CALL 11 a.m. - Call begins 11:24 a.m. - Mike Riley <i>Details: Contact Big Ten</i>		NEBRASKA FOOTBALL RADIO HOUR (HSN) 7 p.m. - Brian Stewart		GAME DAY Nebraska vs. Maryland 11 a.m. CT (ESPNNews)
NO PRACTICE	PRACTICE 3:45 - 5:30 p.m. Available after practice: • Mark Banker • Requested def. players • Requested def. coaches	PRACTICE 3:45 - 5:30 p.m. Available after practice: • Danny Langsdorf • Requested off. players • Requested off. coaches	PRACTICE 4 - 5:20 p.m. Available after practice: • Mike Riley	PRACTICE Walk-Thru in Lincoln in afternoon NO MEDIA ACCESS	POST-GAME Post-game interview area Available after game: • Mike Riley • Coordinators • Requested players

NEBRASKA AND MARYLAND MEET FOR FIRST TIME

Saturday's matchup will be the first-ever meeting on the gridiron between Nebraska and Maryland. Nebraska joined the Big Ten in 2011, with Maryland playing its first season in the league in 2014.

- Nebraska has squared off with each of the other 12 schools in the conference in a league game, leaving Maryland as the final Big Ten opponent the Huskers meet in conference play.
- The game marks the first time since a 1960 matchup with Oklahoma State that NU will play its first-ever game against a conference foe.
- This is the first matchup between Nebraska and Maryland, however Head Coach Mike Riley owns a 1-0 record against the Terrapins. Riley's 2007 Oregon State team defeated Maryland in the Emerald Bowl.
- Nebraska cornerbacks coach Brian Stewart served as the defensive coordinator at Maryland from 2012 to 2014.

NU TO HONOR SENIOR CLASS

Nebraska will honor 30 individuals as part of Senior Day festivities on Saturday before kickoff of the Maryland game.

The group includes 28 active members of the roster, as well as Sam Foltz and Charles Jackson who were part of the 2016 senior class. Foltz was killed in an auto accident this summer, while Jackson left the active roster during fall camp.

- The group includes 18 native Nebraskans and players from eight other states.
- The 2016 class includes 25 individuals who are, or would have been, in their fifth year of college and five players who did not redshirt (Banderas, Carter, Gerry, Maurice, Newby).
- Fifth-year seniors in the class have been a part of four bowl teams and a total of 42 victories.

2016 NEBRASKA SENIORS

- Tommy Armstrong Jr., QB, Cibolo, Texas
- Josh Banderas, LB, Lincoln, Neb.
- Ty Betka, WR, Superior, Neb.
- Cethan Carter, TE, New Orleans, La.
- Sam Cotton, TE, Lincoln, Neb.
- Ross Dzuris, DE, Plattsmouth, Neb.
- Sam Foltz, P, Greeley, Neb.
- Trey Foster, TE, Lincoln, Neb.
- Ryker Fyfe, QB, Grand Island, Neb.
- Nathan Gerry, S, Sioux Falls, S.D.
- Sam Hahn, OL, DeWitt, Neb.
- Charles Jackson, DB, Spring, Texas
- Garret Johns, DL, Aurora, Neb.
- Spencer Lindsay, PK, Kearney, Neb.
- Kevin Maurice, DT, Orlando, Fla.
- Mitch McCann, FB, Omaha, Neb.
- Alonzo Moore, WR, Winnfield, La.
- Graham Nabity, RB, Omaha, Neb.
- Jordan Nelson, IB, Omaha, Neb.
- Terrell Newby, IB, Los Angeles, Calif.
- Robby Painter, OL, Centennial, Colo.
- Logan Rath, DT, Giltner, Neb.
- Brandon Reilly, WR, Lincoln, Neb.
- Michael Rose-Ivey, LB, Kansas City, Mo.
- Brad Simpson, LB, Omaha, Neb.
- Jamie Sutcliffe, PK, Thousand Oaks, Calif.
- Dylan Utter, C, Papillion, Neb.
- Jordan Westerkamp, WR, Lombard, Ill.
- Corey Whitaker, OL, Murrieta, Calif.
- Tanner Zlab, DB, Wilber, Neb.

HUSKERS REMAIN IN NATIONAL RANKINGS

Nebraska checks in at No. 19 in the Associated Press poll and No. 17 in the coaches poll.

Nebraska began the season unranked before entering the national polls after starting 3-0. The Huskers have been ranked in each of the past nine polls.

- The No. 7 ranking in the Oct. 23 AP poll was the Huskers' highest since being ranked No. 5 in the country in October of 2010.
- Nebraska moved into the top 10 on Oct. 10 prior to its game at Indiana. The Huskers' top-10 ranking was its first since November of 2011.
- The No. 10 ranking in the College Football Playoff poll on Nov. 1 was Nebraska's highest in the three years of the poll. NU was 13th in the Nov. 4, 2014 poll.

NEBRASKA PUTTING TOGETHER TURNAROUND 2016 SEASON

Nebraska stands at 8-2 heading into the final two games of the regular season. The Huskers have had a strong turnaround in 2016 after going 6-7 in 2015.

- Nebraska has already improved by three wins in the regular season. A win on Saturday over Maryland would give Nebraska a four-win improvement in the regular season for just the sixth time in school history. It would be the largest regular-season jump since Nebraska went from three wins in the 1961 regular season to an 8-2 regular-season record in 1962.
- Nebraska started 7-0 before losing in overtime at Wisconsin. The 7-0 record was NU's best start since opening 11-0 in 2001.
- Nebraska saw an eight-game winning streak end at Wisconsin. That streak was NU's longest win streak since its 13-game win streak spanning the 2000 and 2001 seasons. Nebraska had four six-game winning streaks between 2008 and 2014.
- The Huskers opened Big Ten play with four straight wins, marking Nebraska's best conference start since 2001 when NU opened Big 12 action by winning its first seven games.
- The 7-0 start for Nebraska is the best for Mike Riley in his 16 seasons as a college head coach. The Huskers' eight-game win streak was also the longest of Riley's career.

HUSKERS HAMMERING FOES IN FOURTH QUARTER

Nebraska has proven to be a dominant fourth-quarter team in 2016. Nebraska owns a nation-best 95-point advantage in fourth-quarter scoring, and has been very strong in Big Ten play.

- Nebraska scored the decisive touchdown in the final quarter against Minnesota and out-scored the Gophers, 14-0, after half.
- Despite falling in overtime, Nebraska forced the extra session at Wisconsin by having a 10-0 fourth-quarter edge. Nebraska held the ball for 9:41 in the final quarter.



BIG TEN STANDINGS

WEST DIVISION

Place	Team	Overall	Big Ten
1.	Nebraska	8-2	5-2
	Wisconsin	8-2	5-2
3.	Minnesota	7-3	4-3
	Iowa	6-4	4-3
	Northwestern	5-5	4-3
6.	Illinois	3-7	2-5
7.	Purdue	3-7	1-6

EAST DIVISION

Place	Team	Overall	Big Ten
1.	Michigan	9-1	6-1
	Ohio State	9-1	6-1
	Penn State	8-2	6-1
4.	Indiana	5-5	3-4
5.	Maryland	5-5	2-5
6.	Michigan State	3-7	1-6
7.	Rutgers	2-8	0-7

BIG TEN CONFERENCE

PLAYER OF THE WEEK NOMINEES

Game	Offense	Defense	Sp. Teams	Frosh
FS	Ozigbo	K. Williams		Jackson
WYO	Armstrong	Gerry		C. Davis
ORE	Armstrong		Pierson-El	Lightbourn
NW	Armstrong			
ILL	Newby	D. Young	Pierson-El	
IND	Morgan	Jones	Brown	
PUR		K. Williams	Lightbourn	
WIS		Gerry	Lightbourn	
OSU				
MINN	Armstrong	Banderas		Bryant
MARY				
IOWA				

Bold indicates winner

2016 HUSKER HONORS

Mike Riley, Head Coach

- Paul "Bear" Bryant Coach of the Year Watch List
- Boddy Dodd Mid-Season Coach of the Year Watch List

Tommy Armstrong Jr., QB

- Big Ten Offensive POW (vs. Northwestern, Minn.)
- Rose Bowl Big Ten POW (vs. Oregon)
- Earl Campbell Tyler Rose Award Watch List
- Maxwell Award Watch List
- Davey O'Brien Quarterback Award Watch List
- Johnny Unitas Award Watch List
- Manning Award Watch List

Drew Brown, PK

- Lou Groza Award Watch List
- Wuerffel Trophy Watch List
- Allstate AFCA Good Works Team Nominee

Cethan Carter, TE

- Mackey Award Watch List

Nathan Gerry, S

- Big Ten Defensive POW (vs. Wyoming)
- Bednarik Award Semifinalist (1 of 18)
- Jim Thorpe Award Watch List
- Pro Football Focus Mid-Season All-American

Joshua Kalu, CB

- Lott IMPACT Award Quarterfinalist (1 of 19)

Caleb Lightbourn, P

- Big Ten Freshman of the Week (vs. Oregon)

Terrell Newby, IB

- Doak Walker Award Watch List

Logan Rath, DT

- CoSIDA Academic All-District 7

Brandon Reilly, WR

- Biletnikoff Award Watch List

Mick Stoltenberg, DT

- CoSIDA Academic All-District 7

Dylan Utter, C

- Rimington Trophy Watch List
- Burlsworth Trophy Semifinalist

Chris Weber, LB

- CoSIDA Academic All-District 7

Jordan Westerkamp, WR

- Biletnikoff Award Watch List

LAST TIME OUT**NEBRASKA 24, MINNESOTA 17**

Team Stats	UM	NU
First Downs	15	19
Rushes-Yards	34-85	32-157
Passes	18-28-1	19-28-0
Passing Yards	180	217
Total Offense	265	374
3rd Downs	8-of-16	7-of-15
Turnovers	1	0
Penalties	2-15	8-81
Time of Possession	30:54	29:06

NU Rushing Leaders

Terrell Newby—16 carries, 85 yards, long-25

Tommy Armstrong Jr.—9 carries, 61 yards, TD

NU Passing Leader

Tommy Armstrong Jr.—19-27-0, 217 yards, 2 TD

NU Receiving Leaders

Jordan Westerkamp—6 receptions, 50 yards

Alonzo Moore—3 receptions, 36 yards

Tre Bryant—1 reception, 35-yard TD

Terrell Newby—1 reception, 31-yard TD

NU Defensive Leaders

Josh Banderas—6 UT, 5 AT, 11 TT, 2 TFL

Aaron Williams—5 UT, 6 AT, 11 TT, TFL, PBU

Kevin Maurice—1 UT, 7 AT, 8 TT, TFL

Kieron Williams—1 UT, 4 AT, 5 TT, INT

NU Special Teams Leader

Drew Brown—46-yard FG, 3-3 PAT, 3 touchbacks

NOTING GAME 10

- Nebraska won for the 19th straight time in a night game at Memorial Stadium, including 6-0 against Big Ten opponents.
- **Tommy Armstrong Jr.** accounted for three touchdowns in the game to improve his career total to 90. The 90 touchdowns ties Eric Crouch for the Nebraska school record.
- Nebraska trailed at halftime in its fourth consecutive home game, but came from behind to win for the fourth straight time. The seven-point deficit was the largest halftime deficit NU has overcome to win in 2016.
- Armstrong made his 43rd career start, tying Taylor Martinez for a school record for most starts by a quarterback.
- Nebraska senior running back **Terrell Newby** caught a 31-yard touchdown pass, marking the longest reception of his career.
- **Jordan Westerkamp** caught a season-high six passes, giving him 155 career receptions, marking the third Husker to reach the 150-catch plateau in a career.
- Freshman I-back **Tre Bryant** had a 35-yard touchdown reception in the second quarter. The catch was just the third of Bryant's career and his first career receiving touchdown.
- Nebraska did not commit a turnover, while securing the win with an interception in the final two minutes. The victory marked the 19th straight game Nebraska has won when winning the turnover battle.

- The Huskers closed out their win over Purdue with a 10-0 fourth-quarter edge. NU out-yarded Purdue, 114-52, in the final quarter.
- In Nebraska's win at Indiana, the Huskers scored 10 fourth-quarter points to secure a victory. NU outgained Indiana 150-80 in the final quarter and held the ball for 11:16.
- Against Illinois, Nebraska had a 149-18 advantage in yards in the final quarter. The Huskers also had a 6-0 advantage in first downs and held the ball for 10:59.

2016 FOURTH QUARTER SCORING

Game	Nebraska	Opp.	Margin
Fresno State	22	0	+22
Wyoming	28	0	+28
Oregon	7	6	+1
Northwestern	0	0	0
Illinois	21	0	+21
Indiana	10	7	+3
Purdue	10	0	+10
Wisconsin	10	0	+10
Ohio State	0	7	-7
Minnesota	7	0	+7
Totals	115	20	+95

- Nebraska's 115 fourth-quarter points rank fourth nationally in points in the final quarter. The 20 points allowed are first in the nation.

4TH-QUARTER SCORING MARGIN (FBS)

Team	4th-Qtr. Margin
NEBRASKA	+95
Penn State	+73
Washington State	+73
TCU	+62
Tennessee	+52

- Nebraska averages an impressive 9:19 in time of possession in the final quarter. The Huskers held the ball for 11:11 in the fourth quarter against Purdue.
- Nebraska has held the edge on the ground in the fourth quarter, averaging 73.3 rushing yards in the fourth quarter to 31.6 for the opposition. Seven of 10 NU foes have rushed for 10 or fewer yards in the fourth quarter.

BIG RED BALANCING ACT

The Nebraska offense has shown good balance in its second season under Head Coach Mike Riley and offensive coordinator Danny Langsdorf. The 2016 success comes a year after Nebraska ranked second in the Big Ten in total offense and passing offense, while finishing third in scoring offense.

Nebraska made a powerful running game and a balanced offense primary goals for 2016, and have produced solid results.

- Nebraska is averaging 186.7 rushing yards per game to rank sixth in the Big Ten. NU had a season-high 310 rushing yards at Northwestern and has rushed for at least 200 yards four times in 2016.
- Nebraska is among the nation's most balanced offensive attacks. The Huskers average 214.8 passing yards per game and 401.5 total yards per game, which ranks seventh in the Big Ten.
- Nebraska's 14.8 yards per completion ranks 11th in the nation. The Huskers had five passing plays of at least 25 yards against Wyoming and had five of 20 or more vs. Purdue.

- Nebraska's 310 rushing yards at Northwestern marked the Huskers' fifth-highest rushing total in a Big Ten Conference game.
- The 556 yards of total offense at Northwestern marked the second-highest total in a Big Ten game in NU's six seasons in the league, trailing only a 624-yard effort against Illinois in 2014.
- Nebraska has gained at least 400 yards of total offense in eight of its past 12 games.
- Nebraska is averaging 28.3 points per game in 2016 to rank fifth in the Big Ten. The 52 points against Wyoming were the most in two seasons under Mike Riley.
- Nebraska topped the 300-yard passing mark for the seventh time in two seasons under Mike Riley with 412 passing yards against Wyoming. The yardage total was the fifth highest in school history and most since the 2007 season.
- In addition to its 310-yard rushing effort at Northwestern, the Huskers rushed for 292 yards on 51 carries in the win over Fresno State. NU also had 228 rushing yards against Oregon, including 166 after half.

NEBRASKA LOOKS TO KEEP POUNDING BALL ON GROUND

Throughout the 2016 season, Nebraska has shown the ability to control the running game on both sides of the ball.

Nebraska out-gained Northwestern, 310-137, on the ground, marking the third time since the 2015 Foster Farms Bowl that the Huskers have had at least 290 rushing yards. NU churned out 292 rushing yards on 51 carries in its season-opening victory over Fresno State. That rushing effort came on the heels of running for 326 yards in the Foster Farms Bowl win over UCLA to close the 2015 season.

The Blackshirts have been strong against the run for the majority of the year, holding seven opponents to 137 or fewer yards. NU limited Purdue to 24 rushing yards and Fresno State to 31 rushing yards.

- Nebraska is 8-0 under Riley when rushing for 200 yards or more, including 4-0 in 2016. The Huskers are 10-0 under Riley when out-rushing the opposition.

INSIDE THE RUNNING GAME BATTLE (LAST 11 GAMES)

Opponent	NU Rush	Opp. Rush	+/-	Score
UCLA	62-326	16-67	+259	W, 37-29
Fresno St.	51-292	25-31	+261	W, 43-10
Wyoming	43-138	31-131	+7	W, 52-17
Oregon	47-228	47-336	-108	W, 35-32
Northwestern	47-310	32-137	+173	W, 24-13
Illinois	49-203	21-124	+79	W, 31-16
Indiana	45-152	30-88	+64	W, 27-22
Purdue	37-157	22-24	+133	W, 27-14
Wisconsin	44-152	38-223	-71	L, 23-17 (ot)
Ohio State	24-78	42-238	-160	L, 62-3
Minnesota	32-157	34-85	+72	W, 24-17

**POUND THE ROCK,
CONTROL THE CLOCK**

Nebraska has had success this season when it has established an effective running game, allowing the Huskers to control the football.

- Nebraska averages 32:23 of time of possession to rank fifth in the Big Ten and 25th nationally in that category. Nebraska won the TOP battle in its first eight games and has possessed the ball for at least 35:00 three times in 2016.
- The Huskers' ability to control the football has resulted in Nebraska running 42 more plays than the opposition through 10 games.

GAME-DECIDING DRIVES

Nebraska has had several second-half drives this season that have helped seal conference victories.

NU took the lead for good against Illinois with a memorable drive that spanned parts of the third and fourth quarters. Trailing 16-10, the Huskers embarked on an 18-play, 75-yard drive that consumed 10:42. The Huskers scored on a Terrell Newby 3-yard TD run and went on to a 31-16 win.

- The 18-play drive was NU's longest in terms of plays since a 20-play drive at Colorado in 2005.
- The 10:42 consumed on the drive is the most for a Husker scoring drive since at least 1990.
- Against Indiana, Nebraska had a fourth quarter drive that lasted 15 plays and 7:45 and resulted in a field goal that gave NU a 27-22 lead with less than a minute remaining.
- Nebraska's game-winning drive against Minnesota covered 91 yards in the fourth quarter. The drive took 13 plays and 5:40.

FLIPPING THE TURNOVER SCRIPT

Nebraska has had solid success this season in changing its turnover fortunes. The Huskers are +5 in turnover margin after having a -12 turnover margin in 2015. NU has had a positive turnover margin just once in the past 12 seasons (+5 in 2009).

The Huskers +0.50 turnover margin per game ranks fifth in the Big Ten and 28th nationally.

- NU has 16 interceptions this season after posting 10 in 13 games in 2015. The 16 interceptions rank fifth nationally.
- NU has scored 59 points on its 17 takeaways, while opponents have 32 points off 13 NU turnovers.
- Nebraska has won 19 consecutive games when it has a positive turnover margin dating back to a 2011 loss to Northwestern. NU is 7-0 under Mike Riley when it wins the turnover battle.
- Nebraska has two games this season without a turnover-vs. Fresno State and Minnesota. Nebraska's turnover-free game against the Gophers marked the second straight year NU did not have a turnover against Minnesota.
- Nebraska has had five games with zero turnovers since 2014. In those games, NU's average margin of victory is 26.4 points.
- The Huskers had six takeaways, including five interceptions, against Wyoming. Those are the best totals in those categories since posting the same numbers against Idaho in 2010.

- The Huskers' plus-5 in turnover margin against Wyoming was their best since a +8 turnover margin against Texas A&M in 2003.
- Nebraska's performance in the first two games marked the first time the Huskers were +2 or better in turnover margin in consecutive games since the final two games of the 2003 season.

**ARMSTRONG RE-WRITING
NEBRASKA RECORD BOOKS**

Quarterback **Tommy Armstrong Jr.** has made 43 starts since taking over as NU's starter in 2013. The 43 career starts ties Taylor Martinez for the most starts in school history by a quarterback.

Armstrong Jr. has started 35 of 36 games since the start of the 2014 season. His 30 career victories are third in school history.

Armstrong ranks among the Big Ten offensive leaders for the second straight year. He has also rewritten the Nebraska record book, setting several school records this fall.

- Armstrong has 10,552 yards of total offense in his career, a school record. The previous record was 10,233 yards by Taylor Martinez.
- Armstrong is averaging 255.4 yards per game in 2016 to rank sixth in the Big Ten. He averaged 285.8 yards per game in 2015 to rank second in the Big Ten.
- Armstrong is just the 11th player in Big Ten history to eclipse 10,000 yards of total offense. He is now ninth in conference history in total offensive yards, and is on pace to finish sixth in league history in the category.
- Armstrong is the first player in NU history with two 3,000-yard total offense seasons, after posting 3,430 yards in 2015 and 3,400 yards in 2014. Those totals rank third and fourth, respectively, on the season total offense list. He has 2,554 yards this season.

- Armstrong has 13 touchdown passes this season, including three each against Wyoming and Oregon. He has a school-record 66 career touchdown passes, surpassing the previous high of 56 by Taylor Martinez. Armstrong has thrown for at least three touchdowns nine times in his Nebraska career. His 66 career passing touchdowns rank 12th among active FBS players.

- Armstrong threw for 22 touchdowns in both 2014 and 2015, which tied for fourth on the NU season chart.

- Armstrong accounted for three touchdowns against Minnesota, giving him 90 career touchdowns. The 90 touchdowns ties Eric Crouch for the most in school history. It also is sixth among active FBS players.

- Armstrong has thrown for 2,055 yards in 2016, and 8,746 career passing yards, a Nebraska career record. Armstrong's passing yardage ranks 11th among active FBS players.

- Armstrong is the 20th quarterback in Big Ten history to surpass 8,000 career passing yards.

2016 OFFENSE GAME-BY-GAME

RUSHING

Game	Att.	Yds.	TD	Long
FS	51	292	5	24
WYO	43	138	2	12
ORE	47	228	2	34
NW	47	310	2	49
ILL	49	203	3	63
IND	45	152	1	18
PUR	37	157	2	25
WIS	44	152	2	19
OSU	24	78	0	17
MINN	32	157	1	25
MARY				
IOWA				

PASSING

Game	Passes	Yds.	TD	Long	Sacks
FS	6-13-0	114	1	57	0-0
WYO	21-35-1	412	4	63	2-19
ORE	17-35-0	200	3	22	1-4
NW	18-29-0	246	1	59	0-0
ILL	16-23-1	220	1	37	0-0
IND	10-26-2	208	1	72	1-13
PUR	17-31-1	252	1	40	1-14
WIS	12-31-2	153	0	36	1-8
OSU	9-33-2	126	0	32	0-0
MINN	19-28-0	217	2	35	1-6
MARY					
IOWA					

2016 DEFENSE GAME-BY-GAME

RUSHING DEFENSE

Game	Att.	Yds.	TD	Long
FS	26	31	0	19
WYO	31	131	1	42
ORE	47	336	5	50
NW	32	137	1	42
ILL	21	124	1	31
IND	30	88	1	33
PUR	22	24	0	9
WIS	38	223	2	41
OSU	42	238	2	24
MINN	34	85	2	31
MARY				
IOWA				

PASSING DEFENSE

Game	Passes	Yds.	TD	Long	Sacks
FS	24-43-2	243	1	32	4-21
WYO	16-32-5	189	1	35	1-7
ORE	14-23-0	146	0	25	1-5
NW	25-38-2	251	1	24	4-17
ILL	14-23-0	146	0	26	1-9
IND	24-39-2	245	1	36	3-24
PUR	25-45-2	309	2	88	3-32
WIS	14-23-2	114	1	30	2-10
OSU	32-44-0	352	4	75	0-0
MINN	18-28-1	180	0	29	0-0
MARY					
IOWA					

SACKS/TFL

Game	Sacks	Yds.	TFL	Yards
FS	4	21	7	27
WYO	1	7	5	14
ORE	1	4	4	11
NW	4	17	9	23
ILL	1	9	4	14
IND	3	24	7	28
PUR	3	32	4	34
WIS	2	10	4	12
OSU	0	0	3	5
MINN	0	0	5	6
MARY				
IOWA				

HUSKERS REMEMBER SAM FOLTZ

Nebraska lost a member of its family this summer, when senior punter Sam Foltz passed away in an automobile accident on July 23.

The latest success story of the Huskers' legendary walk-on program, Foltz embodied Nebraska's commitment to success on the field, in the classroom and in the community. On the field, he was the 2015 Big Ten Punter of the Year and his career average of 42.6 yards per punt ranked fifth all-time at Nebraska. In the classroom, Foltz was a five-time member of the Nebraska Scholar-Athlete Honor Roll, and he earned his degree in agronomy last May. Foltz was also active in the community, earning spots on both the Brook Berringer and Tom Osborne Citizenship teams in 2016, when he was also awarded a Nebraska Student-Athlete HERO Leadership Award for his leadership and dedicated community service.

INITIATIVES TO HONOR SAM FOLTZ

- Nebraska football players will wear a special "SF27" decal (pictured) on their helmets to honor Foltz's memory. The logo will also be featured on players' game-day hats, sweatshirts and compression shirts, as well as on the coaches' sideline polo shirts.
- Nebraska's annual student-athlete HERO Leadership Award will be renamed the Sam Foltz Hero 27 Leadership Award. The award will be presented annually to 27 student-athletes across all sports who exhibit strong leadership qualities, commitment to service and ability to encourage/empower peers.
- The Sam Foltz Memorial Scholarship has been created and was presented to Drew Brown before the first game. The Foltz Scholarship will be presented annually to a member of the football team who embodied Foltz's traits of leadership, excellence in the community and in the classroom.
- Nebraska is selecting a Sam Foltz Captain of the Week who will join the season-long captains. The Foltz captain will carry a flag onto the field honoring Foltz's memory.

**SAM FOLTZ**

January 21, 1994 - July 23, 2016

- Armstrong threw for 377 yards against Wyoming, four yards shy of his career high of 381 yards vs. USC in 2014. The Wyoming game was his sixth career 300-yard passing game (319 vs. BYU, 309 at Miami, 368 vs. Southern Miss, 320 vs. Michigan State in 2015; 381 vs. USC, 2014). Armstrong has topped 250 passing yards 14 times in his career, the most in school history.
- Armstrong threw for 3,030 yards in 2015. The passing total marked the third 3,000-yard passing season in school history. He threw for 2,695 yards as a sophomore. Armstrong is one of just three players in Nebraska history with two 2,000-yard passing seasons, joining Martinez and Zac Taylor.
- With another 3,000-yard passing season in 2016, Armstrong would become the first Husker to post two 3,000-yard passing seasons.
- Armstrong had a career-high 431 yards of total offense against Southern Miss in 2015, and he has 13 career games of at least 300 yards of total offense, tops in school history. He had 303 yards of total offense against Purdue.
- Armstrong ranked 22nd in the nation in passes of 20-plus yards (51) in 2015. He has 24 passes of more than 25 yards in 2016.
- Armstrong rushed for a career-high 132 yards on 13 carries at Northwestern, marking his second career 100-yard rushing game. Armstrong had 95 yards the previous week vs. Oregon. He has 499 yards and eight rushing touchdowns in 2016, while averaging 4.7 yards per carry.
- Armstrong is one of 10 Nebraska quarterbacks to surpass 1,000 career rushing yards. He has 1,806 rushing yards, sixth-most among NU quarterbacks. He has 23 career rushing touchdowns, and is the 10th NU quarterback to reach 20 rushing scores.
- Armstrong earned Big Ten Offensive Player-of-the-Week honors for his efforts at Northwestern and against Minnesota. He also earned the same honor twice in 2015, first against Southern Miss, and then for his play in the win over No. 6 Michigan State.
- Armstrong is the only active FBS quarterback with 8,000 career passing yards and 1,500 career rushing yards.

ARMSTRONG NATIONAL RANKINGS AMONG ALL ACTIVE FBS PLAYERS

Category	Total	Big Ten	National
Total Touchdowns	90	2nd	6th
Passing Touchdowns	66	2nd	12th
Total Offense	10,552	1st	6th
Passing Yards	8,746	1st	11th

CAREER WINS BY A QUARTERBACK

Rk.	Player, Years	Wins
1.	Eric Crouch, 1998-2001	35
2.	Tommie Frazier, 1992-95	33
3.	Tommy Armstrong Jr., 2013-pres.	30
4.	Turner Gill, 1981-83	29
	Steve Taylor, 1985-88	29
	Taylor Martinez, 2010-13	29

- **Note:** A full look at Armstrong's standings on NU's career charts can be found on pages 20, 22 of this release.

WESTERKAMP CHASING NEBRASKA RECEIVING RECORDS

Senior receiver **Jordan Westerkamp** leads a Nebraska receiving corps that ranks as one of the Big Ten's best. Westerkamp is one of the top pass catchers in Nebraska history. He is one of four captains for the 2016 season, marking the second straight year he has served as a captain.

Westerkamp missed two games in the middle of the season with a back injury. The two missed games were the first of Westerkamp's career, after he had previously played in all 44 games since the start of 2013.

Against Wyoming, Westerkamp had four receptions for 105 yards and two touchdowns, then added a pair of touchdown catches in the win over Oregon. Westerkamp has 13 catches in three games since returning from his injury, including a season-high six catches against Minnesota.

A Chicago area product, Westerkamp put together one of the most prolific receiving seasons in school history in 2015. He had 65 catches for 918 yards and seven touchdowns. He earned second-team All-Big Ten honors for his effort in 2015.

- Westerkamp continues to move up the NU career charts. He is fourth on the NU career receiving yardage list with 2,389 yards, leaving him 350 yards from the No. 1 spot. He has joined Kenny Bell, Nate Swift and Johnny Rodgers in the 2,000-yard receiving club.
- He has 155 career receptions, to rank third on Nebraska's all-time list. Westerkamp is 11 receptions behind Nate Swift on the list and 26 from Kenny Bell's school record total.
- Westerkamp's two-touchdown efforts against Wyoming and Oregon are the first multiple-TD games of his Husker career.
- Westerkamp's two multiple-TD reception games is just one off the NU season record. Quincy Enunwa (2013) and Bobby Thomas (1976) each had three games with a pair of receiving touchdowns for the Huskers.
- Westerkamp has 17 career touchdown catches to rank fourth in school history.
- Westerkamp's 100-yard receiving game vs. Wyoming was the eighth of his career, tying for the second most in school history.
- Westerkamp (105) and Alonzo Moore (109) each topped 100 receiving yards against Wyoming. That marked only the third time in NU history a pair of wideouts topped 100 receiving yards.
- Westerkamp has been a part of all three occasions. He and Kenny Bell combined for the feat against FAU in 2014, and Westerkamp and Reilly each topped the century mark against Southern Miss in 2015.
- Westerkamp's 65 catches in 2015 were second on the NU single-season charts, and were the most receptions ever by a Husker receiver.
- His 918 receiving yards in 2015 were the third-most in school history.

- Westerkamp had a career-high 11 receptions for 118 yards against Southern Miss in 2015. The 11 catches were tied for third on the NU single-game receptions list.
- Westerkamp had four 100-yard receiving games in 2015, tying a Nebraska season record, accomplished five times previously.
- Westerkamp has caught a pass in 34 straight games, the second-longest streak in school history.

CONSECUTIVE GAMES WITH A RECEPTION

Rk.	Player, Years of Streak	Games
1.	Johnny Rodgers, 1970-72	37
2.	Jordan Westerkamp, 2013-pres.	34
3.	Terrence Nunn, 2004-07	32

• **Note:** A full look at Westerkamp's standings on NU's career charts can be found on page 20 of this release.

THE LOUISIANA CONNECTION

The Huskers' pass catching crew includes a trio of Louisiana natives--senior receiver **Alonzo Moore**, sophomore receiver **Stanley Morgan Jr.** and senior tight end **Cethan Carter**.

Moore was the Huskers' top target through four games, with 12 receptions for 310 yards and two touchdowns, before battling injuries for several weeks.

Moore posted career receiving highs in each of the first two games with 92 yards against Fresno State and 109 yards in the win over Wyoming.

• Moore posted the three longest catches of his career in September--a 57-yard TD against Fresno State, a 63-yard TD grab against Wyoming, and a 59-yard catch to set up a touchdown at Northwestern. He also scored on a 24-yard run against Purdue.

• Moore is averaging 22.5 yards on his 16 receptions, among the top five in the nation.

Morgan has a team-high 27 catches for 389 yards. He made his biggest impact of the season at Indiana with three catches for a career-high 93 yards, including a 72-yard touchdown. He had a career-high five receptions at Wisconsin.

• Morgan's fourth-quarter touchdown grab at Indiana was Nebraska's longest play of the season, and gave NU a 24-15 lead as the Huskers went on to a 27-22 win.

Carter has given Nebraska a strong pass-catching option at tight end for the past several seasons. He has 15 receptions for 135 yards in 2016, with a touchdown catch at Northwestern. Carter missed three games with an elbow injury before returning to action at Ohio State.

• Carter has 55 career receptions, tied for the sixth most ever by a Nebraska tight end. Carter needs just three catches to crack the top five in career catches by a tight end.

Carter caught 24 passes for 329 yards during his junior season and earned honorable-mention All-Big Ten honors.

TOP HUSKER RECEIVERS

Player	Career Catches	Receiving TDs
Jordan Westerkamp, WR	155	17
Brandon Reilly, WR	61	4
Alonzo Moore, WR	56	8
Cethan Carter, TE	55	3
Stanley Morgan Jr., WR	52	4
De'Mornay Pierson-El, WR	48	6

NEBRASKA CAREER TIGHT END RECEPTIONS

Rk.	Player	Receptions
1.	Mike McNeill, 2007-10	82
2.	Kyler Reed, 2009-12	67
3.	Matt Herian, 2002-06	65
4.	Jerry List, 1970-72	61
5.	Tracey Wistrom, 1998-01	58
6.	Junior Miller, 1977-79	55
	Cethan Carter, 2013-pres.	55

REILLY LOOKING FOR BIG-PLAY IMPACT

Senior **Brandon Reilly** is another important component of the receiving corps, despite battling injuries this season.

• Reilly averages 20.8 yards per catch which is eighth nationally. His first catch of the year was a 38-yarder against Wyoming. He snagged a 35-yard catch at Northwestern, and had a spectacular 45-yarder at Indiana.

• Reilly has 1,112 career receiving yards, and is the 24th Husker with 1,000 career receiving yards.

• Reilly's average of 18.9 yards per reception in 2015 ranked first among Big Ten receivers who averaged at least 2.0 catches per game. The 18.9 yard-per-catch average was also the third-best average in NU history for players with at least 40 receptions.

• Reilly's career average of 18.2 yards per reception ranks second in school history among players with at least 60 receptions.

NEWBY PACING RUSHING ATTACK

Senior **Terrell Newby** has been a workhorse back for the Huskers during Big Ten play. The Los Angeles native topped the century mark against both Illinois and Indiana, while topping 75 yards against Purdue, Wisconsin and Minnesota.

Newby has been at his best in the fourth quarter of games, helping Nebraska control the football. He rushed for 113 yards on 16 fourth-quarter carries against Illinois, 57 yards on 11 carries in the fourth quarter at Indiana, and 65 yards on 10 carries against Purdue. Newby had nine carries for 60 yards in the fourth quarter against Minnesota.

Newby leads the Huskers with 727 rushing yards and has four rushing touchdowns.

• Newby has 609 of his rushing yards in Big Ten play, averaging 87.0 yards per game to rank fifth in the conference.

• Newby has picked up 340 of his 609 rushing yards in the fourth quarter of Big Ten games, which accounts for 56 percent of his rushing yards in conference games.

• Newby is the 29th Husker with 2,000 career rushing yards. He has 2,087 career rushing yards, leaving him 74 yards from the top 25 on the NU career rushing list. Newby also has a chance at reaching the 1,000-yard rushing mark this season.

• In addition to Newby's two 100-yard games (140 vs. Illinois, 102 at Indiana), Devine Ozigbo cracked the century mark with 103 yards vs. Fresno State.

• When including quarterback Tommy Armstrong Jr., Nebraska has had a player rush for at least 95 yards in five games this season.

NEBRASKA UNDER RILEY

Overall	14-9
vs. AP Ranked Teams	2-3
vs. AP Top 10 Teams	1-2
vs. Unranked Teams	12-6
vs. Big Ten Teams	8-7
Home	9-4
Road	4-5
Neutral	1-0
In August	0-0
In September	6-2
In October	4-5
In November	3-2
In December	1-0
In January	0-0
When Rushing for 200 or more yards	8-0
When Rushing for 300 or more yards	2-0
When Passing for 200 or more yards	11-5
When Passing for 300 or more yards	4-3
When NU player rushes for 100 yards	6-0
When NU has two 100-yard rushers	0-0
When NU player has 100 yards receiving	3-2
When Opponent has 100 Yd. Rusher	2-5
When Scoring 35 or More Points	8-1
When Holding Opponent to 10 Pts. or less	2-0
When forcing three or more turnovers	3-0
When Nebraska scores first	10-4
When Nebraska leads at halftime	8-2
When Nebraska trails at halftime	5-7
When Nebraska is tied at halftime	1-0
Games decided by 11 points or more	8-1
Games decided by 10 or less	6-8
Games decided by 7 or less	4-6
Games decided by 3 or less	2-4
Overtime games	0-2

2016 TEAM GAME-BY-GAME

TURNOVER MARGIN

Game	Turnovers			Takeaways			+/-
	Fumb.	INT	Total	Fumb.	INT	Total	
FS	0	0	0	0	2	2	+2
WYO	0	1	1	1	5	6	+5
ORE	1	0	1	0	0	0	-1
NW	2	0	2	0	2	2	0
ILL	1	1	2	0	0	0	-2
IND	0	2	2	0	2	2	0
PUR	0	2	2	0	1	1	+1
WIS	0	2	2	0	2	2	0
OSU	0	2	2	1	0	1	-1
MINN	0	0	0	0	1	1	+1
MARY IOWA							

PENALTIES

Game	NU		Opponent	
	Pen.	Yds.	Pen.	Yds.
FS	7	80	4	29
WYO	7	93	5	42
ORE	7	55	13	126
NW	4	60	4	36
ILL	3	35	7	48
IND	9	53	1	10
PUR	7	67	4	32
WIS	2	10	1	5
OSU	4	43	4	35
MINN	8	81	2	15
MARY IOWA				

NATIONAL RANKINGS

ASSOCIATED PRESS (NOV. 13)

Rk.	Team (1st)	Record	Points
1.	Alabama (61)	10-0	1,525
2.	Ohio State	9-1	1,455
3.	Louisville	9-1	1,357
4.	Michigan	9-1	1,323
5.	Clemson	9-1	1,304
6.	Wisconsin	8-2	1,214
7.	Washington	9-1	1,150
8.	Oklahoma	8-2	1,064
9.	Penn State	8-2	961
10.	West Virginia	8-1	920
11.	Utah	8-2	807
12.	Colorado	8-2	797
13.	Oklahoma State	8-2	659
14.	Western Michigan	10-0	634
15.	USC	7-3	584
16.	LSU	6-3	582
17.	Florida State	7-3	569
18.	Auburn	7-3	543
19.	NEBRASKA	8-2	504
20.	Washington State	8-2	501
21.	Florida	7-2	435
22.	Boise State	9-1	315
23.	Texas A&M	7-3	238
24.	San Diego State	9-1	97
25.	Troy	8-1	63

USA TODAY COACHES (NOV. 13)

Rk.	Team (1st)	Record	Points
1.	Alabama (63)	10-0	1,575
2.	Ohio State	9-1	1,495
3.	Louisville	9-1	1,418
4.	Michigan	9-1	1,332
5.	Clemson	9-1	1,318
6.	Wisconsin	8-2	1,231
7.	Washington	9-1	1,190
8.	Oklahoma	8-2	1,147
9.	West Virginia	8-1	994
10.	Penn State	8-2	923
11.	Utah	8-2	909
12.	Colorado	8-2	861
13.	Oklahoma State	8-2	745
14.	LSU	6-3	572
15.	Florida State	7-3	559
16.	Auburn	7-3	542
17.	NEBRASKA	8-2	541
18.	Florida	7-2	538
19.	Southern California	7-3	473
20.	Washington State	8-2	438
21.	Western Michigan	10-0	431
22.	Texas A&M	7-3	396
23.	Boise State	9-1	355
24.	North Carolina	7-3	114
25.	San Diego State	9-1	112

HUSKERS IN THE 2016 POLLS

Date	AP	C	CFP	Result
Pre.	RV	RV		def. Fresno St., 43-10
9-5	RV	RV		def. Wyoming, 52-17
9-11	RV	RV		def. Oregon, 35-32
9-18	20	20		def. NW, 24-13
9-25	15	15		def. Illinois, 31-16
10-2	12	12		bye week
10-10	10	9		def. Indiana, 27-22
10-16	8	9		def. Purdue, 27-14
10-23	7	t6		lost, Wisc., 23-17 (ot)
10-30	9	10	10	lost, Ohio State, 62-3
11-6	21	20	19	def. Minnesota, 24-17
11-13	19	17		

BLACKSHIRTS SHOWING TOUGHNESS AGAINST THE RUN

The Nebraska Blackshirt defense entered 2016 with a goal of making big improvements in pass defense and pressuring the quarterback. The Huskers also look to duplicate their 2015 success in stopping the opponent run game.

NU allowed 200-plus rushing efforts by Oregon, Wisconsin and Ohio State, but has generally been strong against the run in 2016.

The Blackshirts have held seven foes to less than 140 rushing yards, including 31 yards by Fresno State and 24 yards by Purdue. Minnesota entered its game in Lincoln averaging better than 200 yards per game on the ground, but Nebraska limited the Gophers to 85 rushing yards on 34 attempts.

Opponents are gaining 141.7 yards rushing per game to rank fifth in the Big Ten. In 2015, the Huskers allowed opponents to rush for 109.9 yards per game, second in the Big Ten and ninth nationally.

- Since the start of the 2015 season, Nebraska has limited nine opponents to less than 90 rushing yards, including Indiana, Purdue and Minnesota in Big Ten play this year. NU is 9-0 in those games.

OPPOSING PASSERS FINDING TOUGH GOING IN 2016

Nebraska struggled against the pass in 2015, and entered the season looking to limit big plays through the air. Nebraska is vastly improved defending the pass in 2016 and has made a habit of taking the ball away.

- Nebraska has intercepted 16 passes to rank fifth in the nation. The Huskers also rank 24th nationally in pass efficiency defense with a 116.3 rating.
- Nebraska is allowing 217.5 passing yards per game. Last season, the Huskers allowed 290.5 passing yards per game.
- The Huskers have limited five opponents to less than 200 yards passing. Last season, the first seven Husker opponents all topped 250 passing yards.
- The Huskers have allowed 11 passing touchdowns. Oregon did not have a touchdown pass against the Huskers, ending an NCAA record streak of 82 straight games for the Ducks with a passing TD.
- The vast improvement in pass defense has keyed a big jump in total defense for the 2016 Blackshirts. Nebraska is allowing 359.2 yards per game to rank fifth in the Big Ten and 29th in the nation.

GERRY AGAIN SERVING AS LEADER OF HUSKER SECONDARY

Senior safety **Nathan Gerry** has been a fixture for the defense the past four seasons, and is having an All-America caliber season in 2016. Gerry is a semifinalist for the Chuck Bednarik Award and was a mid-season All-American by Pro Football Focus.

Gerry is in his second season as a captain in 2016, and has made 38 career starts. Gerry saw action as a true freshman, then started every game in 2014 and 2015. In 2015, Gerry was a third-team All-Big Ten choice by the league media, marking the second straight year he earned all-conference accolades. As a sophomore, Gerry garnered second-team all-conference honors.

Gerry has 64 tackles this season to rank second on the team. He also has four interceptions, seven tackles for loss and seven breakups.

Gerry opened his season against Wyoming with two interceptions and a team-high seven tackles. His play earned him Big Ten Defensive Player-of-the-Week honors. He added his second two-interception game of the season at Wisconsin with a pair of fourth-quarter picks.

Gerry has led the Huskers in tackles multiple times this season. He had a team-high nine tackles against Oregon, and a team-high eight stops, with two tackles for loss and two breakups at Northwestern. At Indiana he made eight tackles, including two for loss. Gerry is in position to rank in the top two on the team in tackles for the third straight year after leading the team in 2015, and ranking second in 2014.

- Gerry's two interceptions at Wisconsin give him four interceptions this season and he is tied for 12th nationally in interceptions per game.
- Gerry has 13 career interceptions, one shy of the Nebraska career record, and tied for fourth among active FBS players. Dana Stephenson holds the Nebraska record with 14 interceptions, and Gerry is tied with Josh Bullocks at 13 picks.
- Gerry led Nebraska in interceptions the past two seasons with five in 2014 and four in 2015.
- Gerry ranked in the top 10 in the Big Ten in interceptions each of the past two seasons. As a sophomore in 2014, he led the league in interceptions in conference games.
- Gerry has 263 career tackles to rank eighth in school history and second all-time among NU defensive backs. Gerry is 13 tackles from the top five on the NU career tackles list, and is on pace to challenge for third by season's end.
- Gerry's seven tackles for loss are second on the team and four TFL from the Nebraska season defensive back record held by Cianté Evans.
- Gerry has 19 career tackles for loss which represents a school record for defensive backs.

MOST TACKLES AMONG DEFENSIVE BACKS IN NEBRASKA HISTORY

Rk.	Player, Pos.	Years	Tackles
1.	Mike Brown, Safety	1996-99	287
2.	Nathan Gerry, Safety	2013-pres.	263

SECONDARY 'LOCKING DOWN' OPPOSING PASSERS

The Nebraska secondary is arguably the Huskers' most improved position group in 2016. Nebraska ranks 24th in the nation in team pass efficiency defense and is fifth nationally in interceptions.

The success of the secondary has been a true team effort with Nebraska's five Blackshirt defensive backs all having at least one interception.

- Junior safety **Kieron Williams** leads the team with five interceptions, most recently an interception to seal the Huskers' win over Minnesota. He ranks sixth nationally in interceptions per game. Williams had two interceptions against Purdue and had a return for a touchdown against Wyoming. Williams is third on the team with 58 tackles, including 36 solo stops.
- Junior cornerback **Chris Jones** has three interceptions, including a 33-yard return for a touchdown at Indiana. Jones also leads the team with eight pass breakups and has 32 tackles. Jones has five career interceptions.
- Junior cornerback **Joshua Kalu** has 51 tackles, including 37 solo stops, good for fourth on the team. He is third on the team with six breakups and had a game-clinching interception in the fourth quarter at Northwestern. Kalu was a quarterfinalist for the Lott IMPACT Trophy.
- Sophomore **Aaron Williams** serves as the Huskers' nickel back and has three interceptions, including the clincher at Indiana. He also has 48 tackles, four tackles for loss and five PBU. Williams had a career-high 11 tackles against Minnesota.

SENIOR BLACKSHIRTS CAPPING CAREER WITH STRONG EFFORT

Senior defensive tackle **Kevin Maurice** and senior linebacker **Josh Banderas** are closing their Nebraska career in style. The two have emerged as the leaders of their respective position groups and have played at an All-Big Ten level throughout the 2016 season.

Both players have started all 10 games this season. Banderas has made 28 career starts, while Maurice has emerged in 2016 after starting just one game entering his senior season.

- Maurice has 28 tackles this season, including five tackles for loss and three sacks. He tied his career high with eight tackles against Minnesota as the Huskers limited the Gophers rushing attack to just 85 yards.
- Banderas leads the Huskers with 71 tackles, including 33 solo stops. He also has five tackles for loss on the season.
- Banderas has collected at least eight tackles in each of the past five games, including double-figure tackle totals against Indiana (11), Purdue (13) and Minnesota (11).
- Banderas joined the Nebraska career 200-tackle club against Minnesota. He enters the final two regular-season games with 210 tackles to rank 30th in school history.

NEBRASKA WINNING ON 'MONEY DOWN' AGAIN IN 2016

Coaches regularly preach the importance of winning on third down. Nebraska was effective on the 'money down' on both offense and defense in 2015, and has carried that success into 2016.

- In 2016, Nebraska is 68-of-145 on third downs (47 percent), to rank 21st in the nation. The Blackshirts have limited opponents to 54-of-137 (39 percent).
- Nebraska ranked third in the Big Ten in third-down conversions at 44.8 percent in 2015. Defensively, the Huskers were fifth in opponent third-down conversions at 34.0 percent.
- The Huskers ranked 24th nationally in both categories in 2015. Nebraska joined Clemson, Michigan and Tennessee as the only schools in the nation to rank in the top 25 in both third-down offense and defense.

KICKER BROWN CONTINUES FAMILY TRADITION




Place-kicker **Drew Brown** is a leading contender for conference honors this fall. Brown established himself as one of the nation's top kickers as a sophomore and earned second-team All-Big Ten honors last fall. He is putting together a strong 2016 campaign.

Brown is 10-of-12 on field goals in 2016, including 7-of-8 in the past three games. His streak of 13 straight made field goals ended against Illinois when he was just short on a career-long 56-yard attempt. The 13 straight field goals was the third-longest streak in NU history.




Brown made 21-of-27 field goals in 2015, including his last 11 field goals. Nine of those 11 field goals were from at least 40 yards.

- Brown has 45 field goals in his three-year career, which ranks third in school history.
- Brown scored 107 points as a sophomore after posting a freshman-record 101 points in 2014. He is the first player in NU history with 100-point seasons as both a freshman and sophomore.
- Brown has increased his career scoring total to 272 points to rank seventh in NU history.
- Brown connected on a career-long 51-yard field goal against Purdue, and has made 18 field goals of at least 40 yards in his career. He was 13-of-17 from beyond 40 yards in 2015, including 12-of-14 from 40-49 yards.
- Brown's 13 field goals of at least 40 yards in 2015 tied for the most nationally among all kickers.
- Brown's 21 field goals in 2015 were second on the Nebraska season list.
- Brown made five field goals against Southern Miss in 2015, all in the first half. The five field goals in a half tied an NCAA record. The five field goals were the most ever by a Husker in Lincoln, and tied a Memorial Stadium record held by two opposing kickers.
- The five field goals marked the third time in NU history a kicker had five or more field goals. Dale Klein had an NCAA record seven field goals at Missouri in 1985, and Alex Henery had five field goals at Virginia Tech in 2009.




MOST ALL-TIME VICTORIES

	MICHIGAN WOLVERINES	934
	NOTRE DAME FIGHTING IRISH	896
	TEXAS LONGHORNS	891
	NEBRASKA CORNHUSKERS	888




MOST WINS LAST 60 YEARS

	NEBRASKA CORNHUSKERS	541
	OKLAHOMA SOONERS	533
	OHIO STATE BUCKEYES	523


MOST WINS LAST 50 YEARS

	NEBRASKA CORNHUSKERS	484
	OKLAHOMA SOONERS	463
	OHIO STATE BUCKEYES	459

MOST WINS LAST 40 YEARS

	NEBRASKA CORNHUSKERS	393
	FLORIDA STATE SEMINOLES	379
	OHIO STATE BUCKEYES	376

MOST WINS LAST 30 YEARS

	FLORIDA STATE SEMINOLES	295
	NEBRASKA CORNHUSKERS	293
	OHIO STATE BUCKEYES	286
	FLORIDA GATORS	281

HOME OF THE HUSKERS

Memorial Stadium's history dates back more than 90 years. In the fall of 1922, a drive for \$430,000 in stadium construction funds was undertaken by faculty, students, alumni and friends of the University.

The stadium was named Memorial Stadium to honor all Nebraskans who served in the Civil and Spanish-American Wars; the 751 Nebraskans who died in World War I; the 3,839 in World War II; the 225 in Korea; the 422 in Vietnam; and those in Iraq.

Construction was completed in a few more than 90 working days and Memorial Stadium was dedicated on Oct. 20, 1923, at the Homecoming game in which Nebraska was held to a scoreless tie by Kansas.

The field at Memorial Stadium was named Tom Osborne Field - after the Huskers' legendary Hall-of-Fame coach - in 1998, one year after Osborne's retirement following 25 years and 255 victories as Nebraska's head coach.

TOP 10 HOME CROWDS

Rk.	Date	Opponent	Atten.
1.	Sept. 20, 2014	Miami	91,585
2.	Sept. 14, 2013	UCLA	91,471
3.	Aug. 30, 2014	Fla. Atlantic	91,441
4.	Nov. 29, 2013	Iowa	91,260
5.	Sept. 27, 2014	Illinois	91,225
6.	Nov. 22, 2014	Minnesota	91,186
7.	Aug. 31, 2013	Wyoming	91,185
8.	Nov. 2, 2013	Northwestern	91,140
9.	Nov. 1, 2014	Purdue	91,107
10.	Oct. 25, 2014	Rutgers	91,088

TOP 5 SEASON ATTENDANCE




Rk.	Year	Games	Total	Avg.
1.	2014	7	638,744	91,249
2.	2013	8	727,466	90,933
3.	2015	7	629,986	89,998
4.	2009	7	601,216	85,888
5.	2010	7	599,648	85,648

LONGEST HOME WIN STREAKS

Rk.	Began	Ended	Wins
1.	Oct. 19, 1991	Oct. 31, 1998	47
2.	Sept. 28, 1901	Oct. 20, 1906	33
3.	Nov. 27, 1998	Nov. 2, 2002	26
4.	Sept. 27, 1969	Nov. 23, 1972	23
5.	Oct. 3, 1981	Nov. 17, 1984	21

Note: All streaks at Memorial Stadium, except for the 33-game home winning streak from 1901 to 1906, which occurred prior to Memorial Stadium opening in 1923.

**MOST NATIONAL TITLES SINCE 1970**

	ALABAMA CRIMSON TIDE	7
	NEBRASKA CORNHUSKERS	5
	MIAMI HURRICANES	5

MOST CAREER FIELD GOALS IN HUSKER HISTORY

Rk.	Player, Year	FG
1.	Alex Henery, 2007-10	68
2.	Kris Brown, 1995-98	57
3.	Drew Brown, 2014-pres.	45
4.	Josh Brown, 1999-2002	43

PIERSON-EL ENERGIZES HUSKER RETURN GAME

Junior **De'Mornay Pierson-El** has returned to his big-play ways in the punt return game in 2016. Pierson-El had a 45-yard return in the second quarter against Oregon to set up a touchdown just before halftime.

The play flipped momentum in the game, cutting the Ducks' halftime lead to 20-14, and set the stage for the Nebraska victory. Pierson-El added a 27-yard return against Illinois and averages 8.0 yards per return in 2016 to rank third in the Big Ten.

- The 45 and 27-yard returns in 2016 give Pierson-El 11 career returns of at least 25 yards. Pierson-El had eight returns of 25-plus as a true freshman in 2014, one in an injury-plagued sophomore season and two this season.
- Pierson-El averaged 17.5 yards per return in 2014, and his 596 return yards topped the nation by nearly 200 yards.

FOUR SENIORS ELECTED AS 2016 TEAM CAPTAINS

Four Nebraska seniors were elected by their teammates as 2016 captains. The four players include two each on offense and defense and come to Nebraska from three states.

2016 NEBRASKA TEAM CAPTAINS

- Josh Banderas, Sr., LB, Lincoln, Neb.
- Nathan Gerry, Sr., S, Sioux Falls, S.D.
- Dylan Utter, Sr., C, Papillion, Neb.
- Jordan Westerkamp, Sr., WR, Lombard, Ill.

CAPTAIN NOTES

- **Jordan Westerkamp** and **Nathan Gerry** are just the ninth and 10th two-time captains in school history.
- Westerkamp's selection marks the fourth straight year a receiver has served as captain.
- **Dylan Utter** and **Josh Banderas** continue a long line of Nebraska natives who have served as Nebraska captains. This marks the 11th straight year a Nebraska native has been named a team captain.
- Utter is the third player in four years to be a captain after arriving in the program as a walk-on, joining offensive lineman Spencer Long (2013) and defensive end Jack Gangwish (2015). It also marks the fourth straight year an offensive lineman has been a captain.

MOST 9-WIN SEASONS SINCE 1960

	NEBRASKA CORNHUSKERS	47
	ALABAMA CRIMSON TIDE	34
	MICHIGAN WOLVERINES	32
	PENN STATE NITTANY LIONS	30

- **Nathan Gerry** serving as a captain marks the fourth straight year a defensive back has been a captain. That group includes Gerry in 2015, Corey Cooper and Josh Mitchell in 2014 and Ciente Evans in 2013.

- In addition to four season-long captains, Nebraska will also have a weekly Sam Foltz Honorary captain.

Fresno State—Sam Hahn & Alonzo Moore
Wyoming—Kieron Williams
Oregon—Dedrick Young
Northwestern—Sam Cotton
Illinois—Kevin Maurice
Indiana—Ross Dzuris
Purdue—Freedom Akinmoladun
Wisconsin—Terrell Newby
Ohio State—Brad Simpson
Minnesota—Spencer Lindsay & Ryker Fyfe

NEBRASKA WALK-ON TRADITION CONTINUES

Mike Riley placed three former walk-ons on scholarship before the season. The members of the group are all Nebraska natives and fifth-year seniors in the Husker program.

WALK-ONS AWARDED SCHOLARSHIPS

- Graham Nabity, FB (Elkhorn, Neb.)
- Logan Rath, DT (Giltner, Neb.)
- Brad Simpson, LB (Ralston, Neb.)

Nabity has played in 33 games in his Nebraska career, primarily on special teams. Rath is a reserve defensive tackle as a senior, and has played in seven games with the Huskers. Simpson is among Nebraska's top special teams performers. He has played in 37 games and has 14 special teams tackles with the Huskers.

Nebraska has a long tradition of relying on its walk-on program to help build the foundation of the program. Six walk-ons have gone on to earn first-team All-America honors for Nebraska, while 13 walk-ons have earned first-team academic All-America recognition.

In addition, starting center Dylan Utter was placed on scholarship before the 2015 season. Utter is one of 10 semifinalists for the Bursworth Trophy, award to the most outstanding college football player in the nation who began his career as a walk-on.

FOUR TRUE FRESHMEN SEEING ACTION FOR 2016 HUSKERS

Nebraska has four true freshmen who have seen action in 2016. Punter **Caleb Lightbourn** is NU's starting punter, and the other true freshmen to hit the field include I-back/kickoff returner **Tre Bryant**, CB **Lamar Jackson** and S **JoJo Domann**.

TRUE FRESHMEN PLAYING IN 2016

- Caleb Lightbourn, P, 43 punts, 39.4 average
- Tre Bryant, RB/KOR, 19 carries, 75 yards, TD; TD reception; 22.1 yard KOR average
- Lamar Jackson, CB, 8 tackles, sack, 2 TFL
- JoJo Domann, S, 5 tackles

RILEY JOINS 100-WIN CLUB IN SEASON-OPENING VICTORY

Nebraska Head Coach **Mike Riley** earned his 100th win as a collegiate head coach in the 43-10 win over Fresno State in the season opener. Riley won 93 games in 14 seasons at Oregon State and has 13 victories at Nebraska.

- Riley is one of 23 active FBS head coaches with 100 career college victories.
- All 107 of Riley's victories have come while coaching in a Power Five Conference. Riley is one of nine active coaches to win 100 games at a Power Five Conference school.

ACTIVE COACHES WITH 100 WINS AT POWER FIVE CONFERENCE SCHOOLS

Coach, Current School	Career Wins
Bill Snyder, Kansas State	198
Nick Saban, Alabama	192
Bob Stoops, Oklahoma	187
Mark Richt, Miami	151
Kirk Ferentz, Iowa	133
Urban Meyer, Ohio State	124
Tommy Tuberville, Cincinnati	113
Mike Leach, Washington State	113
Mike Riley, Nebraska	107

Note: Win totals reflect only wins at Power Five schools.

RILEY TEAMS REGULARLY FARE WELL VS. RANKED FOES

Nebraska is 1-2 against ranked teams this season. A win over then-No. 22 Oregon continued Mike Riley's strong history of success against ranked teams.

- Riley-coached teams have 16 wins over ranked teams in his 16 seasons as a college coach, 14 at Oregon State and wins over Michigan State in 2015 and Oregon in 2016.
- Last year's win over No. 6 Michigan State marked the sixth top-10 opponent a Riley-coached team defeated since 2006. The win was Nebraska's first over a top-10 opponent since October of 2011.

WINS BY RILEY-COACHED TEAMS vs. TOP 25

Year	Opponent	Result
1998	No. 16 Oregon	W, 44-41 (2ot)
2005	No. 18 California	W, 23-20
2006	No. 3 USC	W, 33-31
2006	No. 24 Hawaii	W, 35-32
2007	No. 2 California	W, 31-28
2007	No. 16 Oregon	W, 38-31 (2ot)
2008	No. 1 USC	W, 27-21
2008	No. 19 Pittsburgh	W, 3-0
2009	No. 23 California	W, 31-14
2010	No. 9 Arizona	W, 29-27
2010	No. 20 USC	W, 36-7
2012	No. 13 Wisconsin	W, 10-7
2012	No. 19 UCLA	W, 27-20
2014	No. 7 Arizona St.	W, 35-27
2015	No. 6 Michigan St.	W, 39-38
2016	No. 22 Oregon	W, 35-32

NU STAFF BRINGS VETERAN PRESENCE TO SIDELINE

Nebraska Head Coach Mike Riley is in his second season in Lincoln, and his 25th season overall as a head coach. Riley is in his 16th season as a college head coach, including 14 years at Oregon State. He also has nine years as a professional head coach, including three years in the NFL.

- Riley is in his 42nd overall season in either the college or professional coaching ranks, the second-most of any FBS head coach. He trails only Alabama's Nick Saban, who is in his 44th season in coaching in 2016.
- With his 25 years of head coaching experience, Riley ranks second among current FBS head coaches in total years of head coaching experience. Notre Dame's Brian Kelly is in his 27th season in 2016.
- Riley is one of only four FBS head coaches with at least three years of NFL head coaching experience. Three of those four coaches are in the Big Ten, including Riley, Illinois' Lovie Smith and Jim Harbaugh of Michigan.

NU RANKS AMONG NATION'S ATTENDANCE LEADERS

Nebraska is averaging 90,283 fans for six home games in 2016. NU averaged 89,998 fans for its seven home games at Memorial Stadium in 2015, to rank 11th in the nation and fourth among Big Ten schools. The 2015 season marked the third straight year NU ranked 11th or higher in average attendance.

In 2014, Nebraska was 10th in average home attendance with 91,249 fans per game. The average attendance for seven home games was the largest ever at Memorial Stadium, bettering the 2013 mark of 90,933 per game.

NU has ranked in the top 20 nationally in attendance each of the 17 years with available attendance figures.

NCAA RECORD SELLOUT STREAK PASSES 350 GAMES

One of the most remarkable streaks in college sports continues in 2016. Nebraska has sold out every game at Memorial Stadium since Nov. 3, 1962, a streak of 353 consecutive sellouts, 99 more than second-place Notre Dame.

- NU is 302-51 (.856) record during the streak.
- Overall attendance during the sellout streak totals 26,891,855.

LONGEST SELLOUT STREAKS IN NCAA HISTORY

Rk.	School	Total
1.	Nebraska	353
2.	Notre Dame	254

HUSKERS OWN BIG ADVANTAGE AT MEMORIAL STADIUM

Nebraska has rewarded the loyalty of its fans with great success at Memorial Stadium.

- Nebraska has won at least six home games in 24 of the past 30 seasons, including 2016. NU is 168-28 (.857) at home since 1989.
- NU is 6-0 at home in 2016, and can complete an unbeaten home campaign Saturday against Maryland. Nebraska's most recent perfect home season occurred in 2012.

HUSKER HIGHLIGHTS

1

Nebraska football is the only team in any sport in NCAA history to boast 100 athletic All-Americans and 100 academic All-Americans.

2

Nebraska is the only program to have at least two players selected in every NFL Draft of the Common Draft Era (since 1967).

3

Three Huskers have won the Heisman Trophy, all since 1972. Johnny Rodgers won in 1972, Mike Rozier in 1983 and Eric Crouch in 2001.

4

Nebraska ranks fourth in NCAA history with 888 all-time victories. The Huskers are one of only 10 teams with 800 all-time wins.

5

Nebraska has won five national titles: 1970, 1971, 1994, 1995 and 1997. The Huskers have won the second-most national titles of any school in the country since 1970.

9

Nebraska ranks ninth nationally with a total of 23 former players and coaches (17 players, six coaches) who have been enshrined in the College Football Hall of Fame.

23

Nebraska leads the nation with a former Husker on a Super Bowl roster for 23 consecutive years.

46

The Huskers have won 46 conference titles in program history, the most of any school in the country. This includes 33 perfect conference seasons and 27 unbeaten seasons.

52

Nebraska ranks third in NCAA history with 52 all-time bowl appearances. The Huskers are one of only five teams to appear in 50 bowl games.

107

Nebraska football has totaled 107 CoSIDA Academic All-Americans, the most of any team in any sport in NCAA history.

325

Across all sports, the University of Nebraska has totaled a nation-leading 325 CoSIDA Academic All-Americans, 73 more than any other school.

353

Memorial Stadium has been sold out for an NCAA-record 353 consecutive games dating back to Nov. 3, 1962.

#PRO BIG RED

A total of 26 former Huskers are on NFL rosters, including five rookies making their NFL debuts in 2016—DT Maliek Collins (Dallas), FB Andy Janovich (Denver), OL Alex Lewis (Baltimore), NT Vincent Valentine (New England) and OL Givens Price (Arizona, practice squad).



Nebraska's NFL contingent is led by a pair of defenders considered among the best at their position—Dolphins DT Ndamukong Suh and Buccaneers LB Lavonte David.

NU's Will Compton and Niles Paul were two of five Redskin players elected as 2016 captains.

Nebraska is the only school in the Common Draft Era (since 1967) to have multiple players taken every year in the NFL Draft. Since 1997, Nebraska ranks second in the Big Ten Conference with 88 NFL draftees.

HUSKERS ON 2016 NFL ROSTERS

- Ameer Abdullah, RB, Detroit Lions (IR)
- Zaire Anderson, LB, Denver Broncos
- Prince Amukamara, CB, Jacksonville Jaguars
- Kenny Bell, WR, Baltimore Ravens (PS)
- Rex Burkhead, RB, Cincinnati Bengals
- Maliek Collins, DT, Dallas Cowboys
- Will Compton, LB, Washington Redskins
- Jared Crick, DE, Denver Broncos
- Lavonte David, LB, Tampa Bay Buccaneers
- Quincy Enunwa, WR, New York Jets
- Randy Gregory, DE, Dallas Cowboys
- Andy Janovich, FB, Denver Broncos
- Stanley Jean-Baptiste, CB, Seattle Seahawks (IR)
- Sam Koch, P, Baltimore Ravens
- Alex Lewis, OL, Baltimore Ravens
- Spencer Long, OG, Washington Redskins
- Niles Paul, TE, Washington Redskins
- Givens Price, OL, Arizona Cardinals (PS)
- Brent Qvale, OT, New York Jets
- Trevor Roach, LB, Cincinnati Bengals
- Mohammed Seisay, CB, Seattle Seahawks (IR)
- Jeremiah Sirtles, OL, Minnesota Vikings
- Matt Slauson, OL, San Diego Chargers
- Daimion Stafford, S, Tennessee Titans
- Ndamukong Suh, DT, Miami Dolphins
- Vincent Valentine, NT, New England Patriots

NEBRASKA FUTURE SCHEDULES**2017**

Sept. 2	Arkansas State
Sept. 9	at Oregon
Sept. 16	Northern Illinois
Sept. 23	Rutgers
Sept. 29	at Illinois
Oct. 7	Wisconsin
Oct. 14	Ohio State
Oct. 28	at Purdue
Nov. 4	Northwestern
Nov. 11	at Minnesota
Nov. 18	at Penn State
Nov. 24	Iowa

2018

Sept. 1	Akron
Sept. 8	Colorado
Sept. 15	Troy
Sept. 22	at Michigan
Sept. 29	Purdue
Oct. 6	at Wisconsin
Oct. 13	at Northwestern
Oct. 20	Minnesota
Nov. 3	at Ohio State
Nov. 10	Illinois
Nov. 17	Michigan State
Nov. 23	at Iowa

ALL-TIME BOWL APPEARANCES

	ALABAMA CRIMSON TIDE	62
	TEXAS LONGHORNS	53
	NEBRASKA CORNHUSKERS	52

- The Huskers are 16-7 in Big Ten home games since joining the league in 2011.
- In the past three decades, NU has had three home winning streaks of 20 or more games and overall has posted 41 unbeaten and untied home seasons.
- The Huskers are 537-147-20 (.777, 704 games, 127 years) in Lincoln, and 412-124-13 (.762, 549 games, 93 years) in Memorial Stadium (since 1923).

NEBRASKA AMONG NATION'S TOP ALL-TIME PROGRAMS

Nebraska is in its 127th season of college football and owns an 888-370-40 all-time record in 1,298 games (.700). Nebraska is one of 10 programs with 800 all-time victories, ranking fourth with 888 wins.

Since 1970, NU has a 454-129-5 record, for a .776 winning percentage in 588 games.

- Nebraska ranks as the nation's winningest program over the last 40, 50 and 60 years.
- Since Nebraska's first football season in 1890, Husker teams have won 11 or more games 12 times, including seven times since 1993.
- Nebraska has won 12 or more games seven times, including three seasons with 13 wins (1971, 1994, 1997).
- Nebraska has 24 10-win seasons since 1970.
- Nebraska can secure its 50th all-time nine-win season with one more victory in 2016. Nebraska's 49 nine-win seasons include 41 since 1970 and 47 since Bob Devaney took over the Nebraska program in 1962. No other school in the nation has more than 32 nine-win seasons in that same time.
- NU was the first team in NCAA history to win 100 games in consecutive decades, leading the nation with 103 wins in the 1980s and ranking second with 108 wins in the 1990s.
- Nebraska ranks third in NCAA history with 52 all-time bowl appearances, while the Huskers rank in a tie for seventh with 26 bowl victories.

HUSKERS RANK IN TOP 10 OF ALL-TIME AP RANKING

The Associated Press weekly poll began in 1936 and has been a fixture in college football ever since. This August the AP released an all-time top 100 for the first time, ranking programs over the history 80-year history of the poll.

Nebraska checked in at No. 6 in the all-time rankings and was one of three Big Ten programs in the top seven in the poll. Nebraska has appeared in 65 percent of all polls since 1936 and has been ranked No. 1 in 72 polls.

ASSOCIATED PRESS ALL-TIME TOP 10

Rk.	School	Points
1.	Ohio State	1,112
2.	Oklahoma	1,055
3.	Notre Dame	1,042
4.	Alabama	993
5.	Southern California	974
6.	Nebraska	901
7.	Michigan	894
8.	Texas	822
9.	Florida State	714
10.	Florida	674

- In addition to the lofty rankings in the AP all-time top 10 poll, Nebraska was also recently recognized as a historically elite program by ESPN.com. In a late August article, ESPN.com identified Nebraska as one of eight "Blue Blood" programs in college football history.

NEBRASKA AMONG LEADERS IN AP NATIONAL TITLES

Alabama leads the nation by winning 10 Associated Press national titles since 1936, with Notre Dame (8), Oklahoma (7), Miami (5), USC (5), Nebraska (4) and Minnesota (4) next in line. While the Huskers were awarded the national title by the coaches in 1997, NU finished second to Michigan in the AP poll.

In 1970, Nebraska was awarded the AP national title, but not the coaches (Texas was first, Ohio State second and NU third) as the final poll was released before the bowl games were played. In the coaches poll (since 1950), NU is tied for fourth with Miami and Texas with four titles, behind Alabama (9), Oklahoma (6) and USC (5).

CONFERENCE CROWNS

Nebraska has won 46 football conference championships in school history. The Huskers won 13 conference titles under Tom Osborne and eight under Bob Devaney.

During its 15-year history in the Big 12 Conference, Nebraska won league titles in 1997 and 1999, and also appeared in the Big 12 Championship Game in 1996, 2006, 2009 and 2010. Nebraska was one of just three teams to capture two or more Big 12 titles in the first 15 years of the league, joining Oklahoma and Texas. Nebraska's six Big 12 title game appearances were second only to Oklahoma's eight. NU made its first appearance in the Big Ten Championship Game in 2012.

A HOLIDAY TRADITION

Nebraska participated in its 52nd bowl game in the 2015 Foster Farms Bowl.

Nebraska is one of only five programs with 50 or more bowl appearances, and its 52 bowl appearances are third all-time, trailing only Alabama (62) and Texas (53).

- The Huskers have played in the postseason in 45 of the past 47 seasons.
- Nebraska appeared in an NCAA-record 35 straight bowl games from 1969 to 2003.
- NU owns a 26-26 all-time bowl record, and the 26 bowl victories rank seventh nationally.

The Huskers have clinched a bowl berth in 2016 with eight victories.

NEBRASKA FOOTBALL FACTS

HISTORY

Season of Football.....	127th
All-Time Games Played	1,298
All-Time Record	888-370-40 (.700)
National Ranking in All-Time Wins	4th
All-Time Bowl Appearances	52
National Ranking in Bowl Appearances	3rd
All-Time Bowl Record	26-26

CHAMPIONSHIPS

National Championships	5
Back-to-Back National Championships	2
Undefeated Seasons	11
Perfect Seasons	9
Conference Championships	46

RECORD BREAKDOWN

Home Games	537-147-20 (.777)
Memorial Stadium	412-124-13 (.762)
Record in August	14-0-0 (1.000)
Record in September	173-41-6 (.800)
Record in October	360-140-19 (.712)
Record in November	304-155-15 (.657)
Record in December	22-13-0 (.629)
Record in January	14-21-0 (.400)
Record in February	1-0-0 (1.000)
In Overtime.....	8-3
At Night.....	94-39-3
When Scoring 35+ Points.....	364-7
When Allowing 10 Points or Less	250-7-1
vs. Big Ten Teams	111-86-10
• In Big Ten Play (since 2011).....	30-18
• Home	16-7
• Away.....	14-10
• Neutral	0-1
vs. Ranked Teams	104-125-3
• Home	50-38-0
• Away.....	29-63-3
• Neutral	25-24-0
• as No. 1 Team	46-7-1

STREAKS

Consecutive Games Scoring a Point	268
Consecutive Home Games Scoring a Point...	319
Consecutive Home Sellouts	353
Record in Sellout Streak	302-51
• vs. Ranked Teams.....	44-27

INDIVIDUAL

College Football Hall of Fame Players	17
College Football Hall of Fame Coaches.....	6
First-Team All-Americans	110
CoSIDA Academic All-Americans*	107
NCAA Top Ten Award Winners*	9
Heisman Trophy Winners	3
Walter Camp Award Winners	3
Maxwell Trophy Winners	1
Outland Trophy Winners*.....	9
Lombardi Trophy Winners.....	5
Butkus Award Winners.....	1
Johnny Unitas Golden Arm Award Winners..	1
Davey O'Brien Award Winners	1
Rimington Award Winners	1
Bednarik Award Winners	1
Nagurski Trophy Winners	1
Retired Jerseys	17
Retired Numbers	2
All-Conference Selections	515

*Total leads the nation

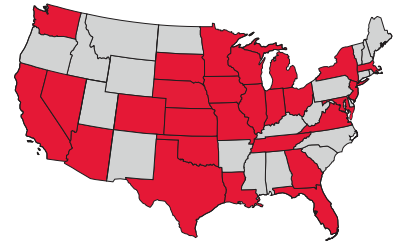
2016 SEASON NOTEBOOK

SCHEDULE NOTES

- The Big Ten Conference moved to a nine-game conference schedule in 2016. Nebraska and the other six members of the Big Ten West Division will play four home games and five road games.
- The Huskers' game at Indiana was Nebraska's first conference matchup with the Hoosiers. Nebraska's meeting with Maryland this week will mark the first-ever matchup between the teams.
- The Huskers' non-conference schedule was highlighted by the start of a home-and-home series with Oregon. Nebraska will make a return trip to Eugene in the 2017 season. The two meetings are the first between the schools since Oregon played in Lincoln in both 1985 and 1986.
- Nebraska will play seven games against teams that played in a bowl game last season, including New Year's Six participants Iowa (Rose) and Ohio State (Fiesta). The Big Ten Championship Game is scheduled for Saturday, Dec. 3, at Lucas Oil Stadium in Indianapolis.

COACHING STAFF NOTES

- The Nebraska coaching staff has one new full-time face for the 2016 season, but it is a familiar one to Husker fans. Mike Riley hired John Parrella as the Huskers' defensive line coach in February. A former Nebraska and NFL standout, Parrella returned to his alma mater after two seasons on the defensive staff at Northern Michigan.
- Parrella was an All-Big Eight defensive tackle for Nebraska and played 12 seasons in the NFL, including appearances in three Super Bowls.
- Defensive coordinator Mark Banker did not coach a position in his first year at Nebraska in 2015. This fall, Banker is coaching the Huskers' safeties, allowing Brian Stewart to focus solely on the cornerbacks.
- The Husker full-time coaching staff has numerous ties to the National Football League, led by Coach Riley. The Huskers have also added new faces in support roles with links to the NFL. Former St. Louis Rams General Manager Billy Devaney is the Huskers' Executive Director of Player Personnel and Special Assistant to the Head Coach. Roman Sapolu is in his second season as a graduate assistant with the program and is the son of Jesse Sapolu a member of four World Championship teams with the San Francisco 49ers. Chase Haslett is an offensive assistant in 2016 and is the son of long-time NFL coach Jim Haslett. James Rodgers, who played under Mike Riley at Oregon State, spent time in the NFL with the Atlanta Falcons. Rodgers has joined the program as a personnel assistant.



ROSTER NOTES

- Nebraska has a long history of attracting players from all parts of the United States, and the 2016 roster is no different. Nebraska has players from 27 states and Canada on its 137-player roster.
- The Huskers have 57 homegrown Nebraska players on the 2016 roster.
- The roster includes seven additional states with at least five players. Nebraska has 10 players from California, eight each from Florida, Louisiana, Missouri and Texas, and five each from Colorado and Illinois.
- Nebraska's 2016 signing class featured 21 players from 14 states, including multiple signees from California (4), Nebraska, Colorado and Missouri (2).

ACADEMIC NOTES

- Three Huskers are playing this season as graduate students. **Alonzo Moore** (August, 2016), **Michael Rose-Ivey** (August, 2016), and **Corey Whitaker** (August, 2016) have all earned their degrees. In addition, punter **Sam Foltz** (May, 2016) had earned his college degree before his passing in July.
- Nineteen additional members of the senior class are expected to pick up their undergraduate degrees in December.
- Nebraska posted a football Graduation Success Rate of 85 percent in 2015 to rank second in the Big Ten. Nebraska's GSR is the ninth-best among all FBS schools and third among public schools in the FBS ranks.
- Husker football players have combined for 107 CoSIDA Academic All-America awards. Nebraska football has produced more academic All-Americans than any other sport in NCAA history, while Nebraska leads the nation with 325 academic All-Americans across all sports.
- Three Huskers were named to the Academic All-District 7 team on Nov. 3. Junior linebacker **Chris Weber**, sophomore defensive tackle **Mick Stoltenberg** and senior defensive tackle **Logan Rath** were each named to the all-district team, placing them on the ballot for Academic All-America honors. Weber earned all-district accolades for the second consecutive season.

THE MIKE RILEY FILE**HEAD COACHING RECORD**

- Overall: 172-164 (25th season)
- College: 107-89 (16th season)
- Nebraska: 14-9 (Second season)

FAMILY

- Wife: Dee
- Children: Matthew, Kate
- Grandchildren: Elijah Jo

COACHING NUMBERS

- 42 Years of Coaching Experience
- 25 Years as a Head Coach
- 16 Years as a Collegiate Head Coach
- 9 Years as a Professional Head Coach
- 3 Years as an NFL Head Coach
- 17 Years as an Assistant Coach
- 13 Years as a Collegiate Assistant Coach
- 4 Years as a Professional Assistant Coach
- 1 Year as an NFL Assistant Coach

HEAD COACHING EXPERIENCE**NEBRASKA**

- 2015-present (2nd season; 14-9 record)

OREGON STATE

- 2003-14 (12 seasons; 85-66 record)
- 1997-98 (2 seasons; 8-14 record)
- 14 overall seasons; 93-80 record)
- 6-2 record in eight bowl games
- 2008 Pac-10 Coach of the Year

SAN DIEGO CHARGERS

- 1999-2001 (3 seasons; 14-34 record)

SAN ANTONIO RIDERS (WLAFL)

- 1991-92 (2 seasons; 11-9 record)

WINNIPEG BLUE BOMBERS (CFL)

- 1987-90 (4 seasons; 40-32 record)
- 2 Grey Cup Championships (1987, 1990)

ASSISTANT COACH EXPERIENCE**NEW ORLEANS SAINTS**

- Assistant Head Coach (2002)

USC

- Assistant Head Coach/
Offensive Coordinator (1993-96)

NORTHERN COLORADO

- Defensive Coordinator (1986)

WINNIPEG BLUE BOMBERS (CFL)

- Assistant Coach (1983-85)

LINFIELD COLLEGE

- Defensive Coordinator (1977-82)
- NAIA National Championship (1982)

WHITWORTH COLLEGE

- Graduate Assistant (1976)

CALIFORNIA

- Graduate Assistant (1975)

PLAYING EXPERIENCE

- Alabama (CB)
- National Championship (1973)

**N HEAD COACH
MIKE RILEY**

The 2016 season is the second at Nebraska for Mike Riley, who boasts 42 years of coaching experience at the collegiate or professional level, the second-most of any FBS head coach. Riley's 25 years of head coaching experience are also tied for the second most among all FBS head coaches.

OVERALL COACHING EXPERIENCE*

Nick Saban (Alabama)	44 Years
Mike Riley (Nebraska)	42 Years
Bill Snyder (Kansas State)	41 Years
Rocky Long (San Diego State)	41 Years

HEAD COACHING EXPERIENCE

Brian Kelly (Notre Dame)	27 Years
Mike Riley (Nebraska)	25 Years
Bill Snyder (Kansas State)	25 Years
Three Others with	23 Years

PRO HEAD COACHING EXPERIENCE

Lovie Smith (Illinois)	11 Years
Mike Riley (Nebraska)	9 Years
Jim Harbaugh (Michigan)	4 Years
Jim Mora Jr. (UCLA)	4 Years

NFL HEAD COACHING EXPERIENCE

Lovie Smith (Illinois)	11 Years
Jim Harbaugh (Michigan)	4 Years
Jim Mora Jr. (UCLA)	4 Years
Mike Riley (Nebraska)	3 Years

*College and professional experience only

CHAMPIONSHIP PEDIGREE

- Riley is the only head coach in college football to win a professional title as a head coach
- Riley has won championships at the NAIA, NCAA FBS and professional levels.
- Riley was a cornerback on Alabama's 1973 national championship team.
- In 1982, Riley was the defensive coordinator for Linfield College, which went 12-0 and won the NAIA national championship.
- Riley won two Grey Cup titles in his four seasons with the Winnipeg Blue Bombers in the Canadian Football League.
- In his first season as a head coach at any level, Riley led Winnipeg to the 1987 Grey Cup title.
- Riley won his first Grey Cup at the age of 33, making him the third-youngest head coach ever to win a professional title (CFL, NFL, NFL Europe, UFL, USFL, WFL, WLAFL, XFL).
- Since the NFL-AFL merger in 1970, Riley is the youngest head coach to win a championship in any professional league.
- Riley and Hugh Campbell of the Edmonton Eskimos (CFL) are the only two head coaches in the Super Bowl era to win two professional titles before the age of 40.

PROVEN WINNER

- Riley has 107 career college victories, all at Power Five Schools
- Riley won 93 games at Oregon State, making him the winningest coach in Beaver history.
- Riley ended his tenure at OSU ranked 11th in Pac-12 history with 58 conference wins.
- Riley is one of nine active FBS head coaches with 100 wins at Power Five Schools.
- Riley owns a 7-2 record in bowl games, including a win over UCLA in the 2015 Foster Farms Bowl.
- Riley's .778 bowl winning percentage ranks fifth in NCAA history among coaches who appeared in at least eight bowl games.
- Riley is 1 of 6 coaches in NCAA history to win his first five bowl games.
- Riley is 1 of 12 coaches in NCAA history to win five consecutive bowl games.
- In 16 seasons as a college head coach, Riley has led his teams to 16 wins over ranked opponents, including six wins over top-10 teams and three wins over top-three foes.
- Riley coached two Biletnikoff Award winners at Oregon State, and is the only active FBS coach to have two players win the award.

DEFENSIVE ASSISTANTS



MARK BANKER
DEFENSIVE COORDINATOR/
SAFETIES

- 38 Years of Experience
- 30 Years as Def. Coordinator
- 3 Years of NFL Experience

• Game Day: Field

HIGHLIGHTS

- NU ranked ninth nationally in rush defense in 2015; OSU led nation in that category in 2007
- Top-10 total defense rankings in 2003 & 2007
- Coordinated a San Diego Charger defense to a No. 11 NFL total defense ranking in 2001



TRENT BRAY
LINEBACKERS

- 8 Years of Experience
- 8 Years at Power Five School
- 1 Year Playing in NFL Europe
- Game Day: Field

HIGHLIGHTS

- Helped Nebraska freshman Dedrick Young set an NU record for tackles by a true frosh last season with 61 tackles
- Coached in four bowl games past five years
- Ranks among top 10 tacklers in OSU history



JOHN PARRELLA
DEFENSIVE LINE

- 9 Years of Experience
- 4 Years of College Experience
- 12 Years of Playing in NFL
- Game Day: Field

HIGHLIGHTS

- Helped Chabot JC to a conference title in 2013
- Started the varsity program at Valley Christian High in California and led team to playoffs
- Had all-conference playing career at Nebraska and played 12 seasons in NFL



BRIAN STEWART
CORNERBACKS

- 25 Years of Experience
- 8 Years of NFL Experience
- 7 Years as Def. Coordinator
- Game Day: Press Box

HIGHLIGHTS

- Helped Houston to a 13-1 record in 2011
- Coached 14 Pro Bowlers in eight NFL seasons
- Coordinated Dallas Cowboys defenses that led NFL in sacks in 2007 and 2008

SPECIAL TEAMS COORDINATOR



BRUCE READ
SPECIAL TEAMS COORDINATOR

- 32 Years of Experience
- 13 Years at Power Five School
- 7 Years of NFL Experience
- Game Day: Field

HIGHLIGHTS

- Coached all-conference punter and kicker in first season at Nebraska
- Led Alexis Serna to 2005 Lou Groza Award
- San Diego Chargers special teams ranked in top six in NFL twice in Read's three seasons

OFFENSIVE ASSISTANTS



DANNY LANGSDORF
OFFENSIVE COORDINATOR/
QUARTERBACKS

- 21 Years of Experience
- 13 Years as Off. Coordinator
- 4 Years of NFL Experience

• Game Day: Press Box

HIGHLIGHTS

- Helped Nebraska rank in top three in Big Ten in passing, scoring and total offense in 2015
- Eli Manning career-high completion rate in 2014
- Sean Mannion set Pac-12 career passing record



MIKE CAVANAUGH
OFFENSIVE LINE

- 31 Years of Experience
- 6 Years as Off. Coordinator
- 2 Years of NFL Experience
- Game Day: Field

HIGHLIGHTS

- Coached 24 all-conference linemen in past 11 years
- OSU set a then-Pac-12 passing record in 2013
- Helped Hawaii rank in the top 10 nationally in total offense three times in six seasons



REGGIE DAVIS
RUNNING BACKS

- 13 Years of Experience
- 4 Years of NFL Experience
- 2 Years Playing in NFL
- Game Day: Field

HIGHLIGHTS

- Coached in three NFC Championship Games
- Coached All-Pro TE Vernon Davis for three years
- Helped OSU RB Jacquizz Rodgers become first freshman to be Pac-10 Offensive MVP



KEITH WILLIAMS
WIDE RECEIVERS

- 17 Years of Experience
- 4 Years as Off. Coordinator
- 1 Year Playing in NFL
- Game Day: Field

HIGHLIGHTS

- Eight former wideouts played in NFL in 2015
- NU receivers combined for 192 catches, 23 TD and 2,774 yards in 2015
- Coached San Jose State's Edell Shepherd to school-record 1,500 receiving yards in 2001

ADDITIONAL FOOTBALL STAFF

- **Associate A.D./Football:** Dan Van De Riet
- **Exec. Director Player Personnel:** Billy Devaney
- **Director of Player Personnel:** Ryan Gunderson
- **Offensive GA:** Tavita Thompson (Tight Ends)
- **Offensive GA:** Hardie Buck (Receivers)
- **Offensive GA:** Roman Sapolu (Offensive Line)
- **Defensive GA:** Blair Tushaus (Defensive Line)
- **Head Football Strength Coach:** Mark Philipp
- **Head Football Athletic Trainer:** Mark Mayer
- **Head Equipment Manager:** Jay Terry
- **Director of Video:** Tate Guillotte

HUSKER COACHING NUMBERS

4

Mike Riley is 1 of 4 FBS coaches with at least three seasons of NFL head coaching experience. Riley is 1 of 6 FBS coaches who has been an NFL head coach (UCLA's Jim Mora Jr., Michigan's Jim Harbaugh, Louisville's Bobby Petrino, Alabama's Nick Saban, Illinois' Lovie Smith).

5

Mike Riley ranks fifth in NCAA history with a .778 winning percentage in bowl games. One of only six coaches in NCAA history to win his first five bowl games, Riley is 7-2 in bowl games including a win over UCLA in the 2015 Foster Farms Bowl.

9

Nine coaches boast NFL experience, including Mike Riley as a head coach, Mark Banker and Brian Stewart as defensive coordinators and Bruce Read as a special teams coordinator.

9

Mike Riley owns nine years of experience as a professional head coach, the second-most of any FBS coach. In addition to the NFL, Riley led teams in the Canadian Football League and the World League of American Football, the predecessor to NFL Europe.

25

Mike Riley owns 25 years of head coaching experience at the collegiate or professional level, the second most among FBS head coaches.

33

The NU coaching staff has combined for 33 seasons of coaching experience in the NFL

42

Mike Riley's 42 years of coaching experience at the collegiate or professional level rank second among FBS head coaches. Alabama's Nick Saban (44 years) is the only coach ahead of Riley on that list.

65

Nebraska's 10 full-time coaches have been a part of 65 bowl teams during their collegiate coaching careers.

231

The Husker coaching staff has a combined 231 years of coaching experience at the collegiate or professional level.



THE MARYLAND TERRAPINS AT A GLANCE

- Maryland needs one victory to become bowl eligible in DJ Durkin's first full season.
- After opening the season 4-0, the Terrapins have lost five of their last six games - all in Big Ten Conference play.
- The Terrapins are facing a ranked opponent for the third straight week.
- Maryland has not scored a touchdown in its past two games.
- The Terrapins have averaged 40.2 points per game in their five victories and 13.2 points per game in their five losses.

THREE TERRAPINS TO WATCH

QB Perry Hills

- Has thrown for 1,139 yards and 10 touchdowns against only three interceptions.
- Started at Ohio State last week but suffered an early injury and missed most of the game.
- Leads the Big Ten with a 67 percent completion rate and ranks second in passing efficiency (150.1).

LB Jermaine Carter

- Has totaled 79 tackles, 4.5 TFLs and 3.0 sacks with one interception.
- Ranks 13th in the Big Ten in tackles per game (7.9).
- Ranks second on the team in tackles, sacks and interceptions.

RB Ty Johnson

- Splits time at running back with Lorenzo Harrison.
- Leads Maryland with 656 rushing yards - 23 more than Harrison - while averaging 8.5 yards per carry.
- Has rushed for 527 yards on only 56 carries in Big Ten play, as his 9.4 yards-per-carry average in conference games leads the league.

SERIES HISTORY

- Nebraska and Maryland are meeting for the first time on Saturday.
- The Terrapins are the only Big Ten team Nebraska has never played.
- The last time Nebraska played an opponent for the first time was last year's season opener vs. BYU.
- The last time NU played a conference game against an opponent it had previously never faced was Nov. 12, 1960 vs. Oklahoma State, when the Big Seven became the Big Eight with the inclusion of the Cowboys.

ABOUT MARYLAND FOOTBALL

- Maryland owns an all-time record of 639-579-43 in 125 seasons.
- The Terrapins have won 11 conference titles, most recently winning the ACC crown in 2001.
- Maryland has been to 26 bowl games (11-13-2 record).



MARYLAND HEAD COACH DJ DURKIN

- 1st Season
- 5-5 at Maryland
- 1st Career Season
- 6-5 Career Record
- 0-0 vs. Nebraska (career)
- 0-0 vs. Nebraska (at Maryland)

MARYLAND STATISTICAL LEADERS

RUSHING	ATT.	YDS	YPC	TD
Ty Johnson	77	656	8.5	4
Lorenzo Harrison	88	633	7.2	5
Tyrrell Pigrome	60	229	3.8	3
Trey Edmunds	26	158	6.1	1
Kenneth Goins	27	154	5.7	3

PASSING	CMP-ATT-INT	PCT.	YDS	TD
Perry Hills	98-147-3	66.7	1,139	10
Tyrrell Pigrome	37-70-2	52.9	322	2
Caleb Rowe	19-36-3	52.8	296	0
Max Bortenschlager	2-4-0	50.0	18	0

RECEIVING	REC.	YDS	YPC	TD
Teldrick Morgan	38	398	10.5	3
D.J. Moore	31	469	15.1	5
Levern Jacobs	31	296	9.5	1
Ty Johnson	13	180	13.8	1
DeAndre Lane	11	133	12.1	0

TACKLES	SOLO	TOTAL	TFL	SACKS
Shane Cockerille	42	87	5.0	0.5
Jermaine Carter	41	79	4.5	3.0
Josh Woods	25	41	1.0	0.0
Darnell Savage	33	39	2.5	1.0
Jesse Aniebonam	19	38	10.0	6.0

PUNTING	NO.	YDS	AVG.	LONG
Wade Lees	53	2,111	39.8	50

FIELD GOALS	MADE	ATT	PCT.	LONG
Adam Greene	8	11	72.7	37

8-2
(5-2 BIG TEN)

- 1 Fresno St. W, 43-10
- 2 Wyoming W, 52-17
- 3 #22 Oregon W, 35-32
- 4 @ Northwestern W, 24-13
- 5 Illinois W, 31-16
- 6 BYE WEEK
- 7 @ Indiana W, 27-22
- 8 Purdue W, 27-14
- 9 @ #11 Wisconsin L, 17-23 (ot)
- 10 @ #6 Ohio St. L, 3-62
- 11 Minnesota W, 24-17
- 12 Maryland
- 13 @ Iowa

TOTAL	BIG TEN	NAT.	CATEGORY (PER GAME)	TOTAL	BIG TEN	NAT.
186.7	6th	51st	Rushing Offense	213.7	3rd	31st
214.8	8th	87th	Passing Offense	179.6	10th	104th
401.5	7th	75th	Total Offense	393.3	9th	81st
28.3	5th	66th	Scoring Offense	26.7	7th	79th
141.7	5th	38th	Rushing Defense	228.7	12th	113th
116.27	4th	24th	Pass Efficiency Defense	132.12	11th	64th
217.5	10th	51st	Pass Defense	216.6	9th	48th
359.2	5th	29th	Total Defense	445.3	13th	96th
22.6	6th	33rd	Scoring Defense	30.7	11th	81st
33.7	14th	127th	Net Punting	38.0	4th	47th
8.0	4th	61st	Punt Returns	6.0	11th	90th
22.5	4th	37th	Kickoff Returns	18.8	13th	104th
18	4th	34th	Turnovers Gained	9	14th	117th
13	6th	34th	Turnovers Lost	15	10th	58th
+0.5	5th	28th	Turnover Margin	-0.6	12th	108th
1.9	11th	81st	Sacks	2.3	4th	49th
0.7	1st	2nd	Sacks Allowed	3.2	14th	118th
47%	2nd	21st	3rd-Down Offense	36%	10th	101st
39%	9th	65th	3rd-Down Defense	38%	7th	53rd

5-5
(2-5 BIG TEN)

- 1 Howard W, 52-13
- 2 @ FIU W, 41-14
- 3 @ UCF W, 30-24 (2ot)
- 4 BYE WEEK
- 5 Purdue W, 50-7
- 6 @ Penn St. L, 14-38
- 7 Minnesota L, 10-31
- 8 Michigan St. W, 28-17
- 9 @ Indiana L, 36-42
- 10 @ #2 Michigan L, 3-59
- 11 #6 Ohio St. L, 3-62
- 12 @ Nebraska
- 13 Rutgers

NEBRASKA DEPTH CHART-MARYLAND

OFFENSE

WIDE RECEIVER (Z)

- 15 De'Mornay Pierson-El, 5-9, 185, Jr. -or-
- 82 Alonzo Moore, 6-2, 195, Sr.

LEFT TACKLE

- 68 Nick Gates, 6-5, 290, So.
- 65 Christian Gaylord, 6-6, 300, RFr.

LEFT GUARD

- 67 Jerald Foster, 6-3, 310, So.
- 73 Sam Hahn, 6-7, 300, Sr.

CENTER

- 66 Dylan Utter, 6-1, 295, Sr.
- 79 Michael Decker, 6-4, 285, RFr.

RIGHT GUARD

- 63 Tanner Farmer, 6-4, 295, So.
- 58 Corey Whitaker, 6-5, 295, Sr.

RIGHT TACKLE

- 62 Cole Conrad, 6-5, 305, So.
- 77 David Knevel, 6-9, 315, Jr.

TIGHT END

- 11 Cethan Carter, 6-4, 240, Sr.
- 84 Sam Cotton, 6-5, 250, Sr.
- 42 Trey Foster, 6-2, 250, Sr.
- 88 Tyler Hoppes, 6-4, 240, Jr.
- 89 Connor Ketter, 6-5, 245, Jr.

WIDE RECEIVER (R)

- 1 Jordan Westerkamp, 6-0, 200, Sr.
- 87 Brandon Reilly, 6-2, 200, Sr.
- 81 Gabe Rahn, 6-1, 195, Jr.

WIDE RECEIVER (X)

- 8 Stanley Morgan Jr., 6-1, 200, So. -or-
- 87 Brandon Reilly, 6-2, 200, Sr.
- 83 Bryan Reimers, 6-5, 210, So.

QUARTERBACK

- 4 Tommy Armstrong Jr., 6-1, 220, Sr.
- 17 Ryker Fyfe, 6-3, 215, Sr.
- 2 Zack Darlington, 6-2, 195, So.

I-BACK

- 34 Terrell Newby, 5-10, 200, Sr.
- 22 Devine Ozigbo, 6-0, 230, So.
- 21 Mikale Wilbon, 5-9, 195, So.
- 18 Tre Bryant, 5-11, 200, Fr.

FULLBACK

- 41 Luke McNitt, 6-2, 240, Jr.
- 38 Harrison Jordan, 5-10, 230, Jr.
- 29 Graham Nabity, 6-1, 210, Sr.

OFFENSIVE CAREER STARTS

Tommy Armstrong Jr., Sr., QB	43
Cethan Carter, Sr., TE	32
Dylan Utter, Sr., C	24
Sam Cotton, Sr., TE	20
Nick Gates, So., OT	20
Alonzo Moore, Sr., WR	17
Terrell Newby, Sr., IB	17
Jordan Westerkamp, Sr., WR	16
De'Mornay Pierson-El, Jr., WR	12
Brandon Reilly, Sr., WR	10
Stanley Morgan Jr., So., WR	10
Sam Hahn, Sr., OG	9
David Knevel, Jr., OT	8
Tanner Farmer, Soph., OG	8
Trey Foster, Sr., TE	3
Cole Conrad, Soph., OT	2
Luke McNitt, Jr., FB	2
Corey Whitaker, Sr., OG	2
Jerald Foster, So., OG	1
Devine Ozigbo, Soph., IB	1
Ryker Fyfe, Sr., QB	1
Bryan Reimers, Soph., WR	1

DEFENSE

DEFENSIVE END

- 88 Ross Dzuris, 6-3, 255, Sr.
- 22 Alex Davis, 6-5, 255, RFr.
- 9 DaiShon Neal, 6-7, 270, RFr.

DEFENSIVE TACKLE

- 44 Mick Stoltenberg, 6-5, 290, So.
- 96 Carlos Davis, 6-2, 295, RFr.
- 97 Logan Rath, 6-4, 280, Sr.

DEFENSIVE TACKLE

- 55 Kevin Maurice, 6-3, 300, Sr.
- 94 Khalil Davis, 6-2, 290, RFr.
- 99 Peyton Newell, 6-3, 290, So.

DEFENSIVE END

- 91 Freedom Akinmoladun, 6-4, 255, So.
- 45 A.J. Natter, 6-5, 260, Jr.
- 17 Sedrick King, 6-4, 250, So.

SAM LINEBACKER

- 15 Michael Rose-Ivey, 6-0, 230, Sr.
- 3 Marcus Newby, 6-1, 235, Jr.
- 12 Luke Gifford, 6-3, 230, So.

MIKE LINEBACKER

- 52 Josh Banderas, 6-3, 240, Sr.
- 49 Chris Weber, 6-3, 230, Jr.

WILL LINEBACKER

- 5 Dedrick Young, 6-1, 220, So.
- 7 Mohamed Barry, 6-1, 220, RFr.
- 56 Brad Simpson, 6-0, 230, Sr.

CORNERBACK

- 10 Joshua Kalu, 6-1, 190, Jr.
- 1 Lamar Jackson, 6-3, 195, Fr.
- 11 Boaz Joseph, 6-1, 190, Jr.

SAFETY

- 26 Kieron Williams, 6-1, 195, Jr. -or-
- 24 Aaron Williams, 5-11, 185, So.
- 4 Avery Anderson, 6-0, 185, RFr.

SAFETY

- 25 Nathan Gerry, 6-2, 220, Sr.
- 16 Antonio Reed, 6-2, 220, So.
- 13 JoJo Domann, 6-1, 205, Fr.

CORNERBACK

- 8 Chris Jones, 6-0, 185, Jr.
- 6 Eric Lee Jr., 6-0, 190, RFr.

DEFENSIVE CAREER STARTS

Nathan Gerry, Sr., S	38
Josh Banderas, Sr., LB	28
Joshua Kalu, Jr., CB	24
Dedrick Young, So., LB	19
Chris Jones, Jr., CB	17
Michael Rose-Ivey, Sr., LB	15
Ross Dzuris, Sr., DE	14
Freedom Akinmoladun, So., DE	14
Aaron Williams, So., S	11
Kevin Maurice, Sr., DT	11
Marcus Newby, Jr., LB	9
Kieron Williams, Jr., S	8
Mick Stoltenberg, Soph., DT	6
Chris Weber, Jr., LB	4
Carlos Davis, RFr., DT	4

SPECIAL TEAMS

PLACE-KICKER

- 34 Drew Brown, 5-11, 195, Jr.
- 95 Spencer Lindsay, 5-9, 210, Sr.

PUNTER

- 35 Caleb Lightbourn, 6-3, 220, Fr.
- 98 Isaac Armstrong, 5-11, 195, RFr.

LONG SNAPPER

- 54 Jordan Ober, 6-1, 205, So.
- 92 Chase Urbach, 6-3, 200, RFr.

HOLDER

- 2 Zack Darlington, 6-2, 195, So.

KICKOFF RETURNER

- 18 Tre Bryant, 5-11, 200, Fr.
- 39 Jordan Nelson, 5-8, 180, Sr.

PUNT RETURNER

- 15 De'Mornay Pierson-El, 5-9, 185, Jr.
- 1 Jordan Westerkamp, 6-0, 200, Sr.

INJURED

SPECIAL TEAMS CAREER STARTS

Drew Brown, Jr., PK	36
Jordan Ober, So., LS	23
Caleb Lightbourn, Fr., P	9

HUSKER NUMERICAL ROSTER

NO.	NAME	POS.
1	Lamar Jackson	DB
1	Jordan Westerkamp	WR
2	Tony Butler	DB
2	Zack Darlington	WR
3	Lavan Alston Jr.	WR
3	Marcus Newby	LB
4	Avery Anderson	S
4	Tommy Armstrong Jr.	QB
5	Dedrick Young II	LB
6	Eric Lee Jr.	CB
7	Mohamed Barry	LB
8	Chris Jones	CB
8	Stanley Morgan Jr.	WR
9	DaiShon Neal	DE
9	Keyan Williams	WR
10	Joshua Kalu	CB
10	JD Spielman	WR
11	Cethan Carter	TE
11	Boaz Joseph	CB
12	Luke Gifford	LB
12	Patrick O'Brien	QB
13	JoJo Domann	DB
13	Tanner Lee	QB
14	Kyle Kasun	DB
15	De'Mornay Pierson-El	WR
15	Michael Rose-Ivey	LB
16	Antonio Reed	S
17	Ryker Fyfe	QB
17	Sedrick King	DE
18	Tre Bryant	IB
19	Marquel Dismuke	DB
21	Mikale Wilson	IB
22	Alex Davis	DE
22	Devine Ozigbo	IB
23	Dicaprio Bootle	DB
23	Austin Rose	IB
24	Sean Lambert	RB
24	Aaron Williams	S
25	Nathan Gerry	S
26	Thomas Connelly	LB
26	Brady Pelzer	WR
26	Jamie Sutcliffe	PK
26	Kieron Williams	S
27	Sam Foltz	P
28	Adam Taylor	IB
28	Eli Sullivan	DB
29	Nolan Graham	DB
29	Graham Nabity	FB
30	Quayshon Alexander	LB
30	Bo Kitrell	FB
31	Greg Simmons	LB
31	Conor Young	WR
32	Tanner Hass	RB
32	Pernell Jefferson	LB
33	Christian Bailey	WR
33	Tanner Zlab	DB
34	Drew Brown	PK
34	Terrell Newby	IB
35	Caleb Lightbourn	P/PK
35	Jeremiah Stovall	DB
36	Spencer Jordan	FB
36	Reid Karel	DB
37	Wyatt Mazour	IB
38	Harrison Jordan	FB
39	Donovan McDonald	WR
39	Jordan Nelson	IB
40	Ty Betka	WR
40	Grant Jordan	LB
41	Noah Johnson	IB
41	Luke McNitt	FB
42	Trey Foster	TE
43	Tyrin Ferguson	LB
43	Todd Honas	WR
44	Mitch McCann	FB
44	Mick Stoltenberg	DL
45	A.J. Natter	DE

2016 NEBRASKA CORNHUSKER ALPHABETICAL ROSTER

NO.	NAME	POS.	HT.	WT.	YR.	HOMETOWN (HIGH SCHOOL/COLLEGE)
91	* Akinmoladun, Freedom	DE	6-4	255	So.	Grandview, Mo. (Grandview)
30	Alexander, Quayshon	LB	6-3	235	Fr.	Prospect Park, N.J. (De Paul Catholic)
3	Alston Jr., Lavan	WR	6-0	175	RFr.	Oxnard, Calif. (St. Bonaventure)
4	Anderson, Avery	S	6-0	185	RFr.	Surprise, Ariz. (Pine Creek, Colorado Springs, Colo.)
75	Anderson, Fyn	DL	6-3	260	RFr.	Lincoln, Neb. (Southeast)
98	Armstrong, Isaac	P	5-11	195	RFr.	Lincoln, Neb. (Kearney/Southwest)
4	*** Armstrong Jr., Tommy	QB	6-1	220	Sr.	Cibolo, Texas (Steele)
33	** Bailey, Christian	WR	6-0	205	Jr.	San Clemente, Calif. (San Clemente)
52	*** Banderas, Josh	LB	6-3	240	Sr.	Lincoln, Neb. (Southwest)
74	Barnett, Jalin	OL	6-4	310	RFr.	Lawton, Okla. (Lawton)
7	Barry, Mohamed	LB	6-1	220	RFr.	Grayson, Ga. (Grayson)
40	Betka, Ty	WR	5-7	165	Sr.	Superior, Neb. (Superior/Drake)
23	Bootle, Dicaprio	DB	5-10	180	Fr.	Miami, Fla. (Southridge)
53	Boryca, Alex	LB	6-2	220	So.	Cozad, Neb. (Cozad)
61	Brokop, Bryan	OL	6-5	275	Fr.	New Lenox, Ill. (Lincoln-Way West)
34	** Brown, Drew	PK	5-11	195	Jr.	Southlake, Texas (Southlake Carroll)
51	Brugmann, Jared	LB	6-2	235	RFr.	Gretna, Neb. (Gretna)
18	Bryant, Tre	IB	5-11	200	Fr.	St. Louis, Mo. (Christian Brothers College)
2	Butler, Tony	DB	6-2	195	Fr.	Lakewood, Ohio (St. Edward)
11	*** Carter, Cethan	TE	6-4	240	Sr.	New Orleans, La. (Archbishop Rummel)
45	Chaffin, Ty	WR	6-5	200	Fr.	Burwell, Neb. (Burwell)
80	Classen, Brett	WR	6-2	205	Jr.	Medina, Minn. (Wayzata/Winona State)
59	Cleveland, Brody	LB	6-2	225	RFr.	Ogallala, Neb. (Ogallala)
26	Connely, Thomas	LB	5-11	220	So.	Kearney, Neb. (Kearney Catholic)
62	Conrad, Cole	OL	6-5	305	So.	Fremont, Neb. (Archbishop Bergan)
84	*** Cotton, Sam	TE	6-5	250	Sr.	Lincoln, Neb. (Southeast)
2	Darlington, Zack	WR	6-2	195	So.	Apopka, Fla. (Apopka)
22	Davis, Alex	DE	6-5	255	RFr.	Riviera Beach, Fla. (Dwyer)
96	Davis, Carlos	DT	6-2	295	RFr.	Blue Springs, Mo. (Blue Springs)
94	Davis, Khalil	DT	6-2	290	RFr.	Blue Springs, Mo. (Blue Springs)
79	Decker, Michael	OL	6-4	285	RFr.	Omaha, Neb. (North)
19	Dismuke, Marquel	DB	6-2	180	Fr.	Compton, Calif. (Calabasas)
13	Domann, JoJo	DB	6-1	205	Fr.	Colorado Springs, Colo. (Pine Creek)
88	* Dzuris, Ross	DE	6-3	255	Sr.	Plattsmouth, Neb. (Plattsmouth)
83	Engelhaupt, David	TE	6-3	230	Fr.	Norfolk, Neb. (Norfolk Catholic)
48	Evans, Erik	DE	6-3	255	Jr.	Waverly, Neb. (Waverly)
63	Farmer, Tanner	OL	6-4	295	So.	Highland, Ill. (Highland)
71	Farniok, Matt	OL	6-6	300	Fr.	Sioux Falls, S.D. (Washington)
43	* Ferguson, Tyrin	LB	6-2	225	So.	New Orleans, La. (Edna Karr)
27	*** Foltz, Sam	P	6-2	205	Sr.	Greeley, Neb. (Grand Island)
67	* Foster, Jerald	OL	6-3	310	So.	Lincoln, Neb. (Southeast)
42	*** Foster, Trey	TE	6-2	250	Sr.	Lincoln, Neb. (Southeast)
17	* Fyfe, Ryker	QB	6-3	215	Sr.	Grand Island, Neb. (Grand Island)
68	* Gates, Nick	OL	6-5	290	So.	Las Vegas, Nev. (Bishop Gorman)
65	Gaylord, Christian	OL	6-6	300	RFr.	Baldwin City, Kan. (Baldwin City)
25	*** Gerry, Nathan	S	6-2	220	Sr.	Sioux Falls, S.D. (Washington)
12	* Gifford, Luke	LB	6-3	230	So.	Lincoln, Neb. (Southeast)
29	Graham, Nolan	DB	5-11	200	So.	Firth, Neb. (Norris)
73	* Hahn, Sam	OL	6-7	300	Sr.	DeWitt, Neb. (Tri-County/North Dakota State)
54	Hamik, Creighton	LB	6-3	210	Fr.	Kearney, Neb. (Kearney Catholic)
72	* Hannon, Zach	OL	6-5	315	Jr.	Kansas City, Mo. (Rockhurst)
32	Hass, Tanner	RB	6-0	195	Fr.	West Point, Neb. (Guardian Angels)
49	Hemphill, Austin	FB	6-0	220	RFr.	Gretna, Neb. (Gretna)
47	Hohenstein, Branden	TE	6-4	205	Fr.	Jackson, Neb. (Bishop Heelan)
43	Honas, Todd	WR	5-11	200	Fr.	Aurora, Neb. (Aurora)
88	Hoppes, Tyler	TE	6-4	240	Jr.	Lincoln, Neb. (Southwest/Wayne State)
1	Jackson, Lamar	DB	6-3	195	Fr.	Elk Grove, Calif. (Franklin)
47	Jarzynka, Matt	DE	6-4	255	So.	Loup City, Neb. (Loup City)
32	Jefferson, Pernell	LB	6-2	225	Fr.	New Orleans, La. (Warren Easton)
50	Johns, Garret	DL	6-0	285	Sr.	Aurora, Neb. (Aurora)
41	Johnson, Noah	IB	6-0	210	RFr.	Sutton, Neb. (Sutton)
76	Johnson Jr., Dwayne	OL	6-6	300	Jr.	Houston, Texas (Bellaire)
8	** Jones, Chris	CB	6-0	185	Jr.	Jacksonville, Fla. (Sandalwood)
40	Jordan, Grant	LB	6-2	205	Fr.	Omaha, Neb. (Westside)
38	** Jordan, Harrison	FB	5-10	230	Jr.	Omaha, Neb. (Westside)
36	Jordan, Spencer	FB	6-2	215	Fr.	Omaha, Neb. (Westside)
11	** Joseph, Boaz	CB	6-1	190	Jr.	Wesley, Fla. (Cyprus Bay)
10	** Kalu, Joshua	CB	6-1	190	Jr.	Houston, Texas (Alief Taylor)
36	Karel, Reid	DB	6-3	205	RFr.	Seward, Neb. (Seward)
14	Kasun, Kyle	DB	6-0	180	RFr.	Papillion, Neb. (Papillion-La Vista South)
89	Ketter, Connor	TE	6-5	245	Jr.	Norfolk, Neb. (Norfolk Catholic)
17	King, Sedrick	DE	6-4	250	So.	Plant City, Fla. (Plant City)
30	Kitrell, Bo	FB	6-1	225	So.	Ashland, Neb. (Ashland-Greenwood)
59	Kitten, Jake	OL	6-2	290	Fr.	Santee, Calif. (Santana)
77	** Knevel, David	OL	6-9	315	Jr.	Brantford, Ontario, Canada (Pauline S. Johnson Collegiate)
24	Lambert, Sean	RB	6-0	200	Fr.	Fremont, Neb. (Fremont)
6	Lee Jr., Eric	CB	6-0	190	RFr.	Milton, Mass. (Valor Christian, Colo.)

13	Lee, Tanner	QB	6-4	205	Jr.	Destrehan, La. (Jesuit/Tulane)
35	Lightbourn, Caleb	P/PK	6-3	220	Fr.	Washougal, Wash. (Camas)
95	* Lindsay, Spencer	PK	5-9	210	Sr.	Kearney, Neb. (Kearney)
58	Lopez, Joel	DL	6-2	280	Jr.	Saint Charles, Ill. (Burlington Central)
55	*** Maurice, Kevin	DT	6-3	300	Sr.	Orlando, Fla. (Freedom)
37	Mazour, Wyatt	IB	5-9	190	RFr.	Albion, Neb. (Boone Central)
44	McCann, Mitch	FB	6-0	240	Sr.	Omaha, Neb. (Burke)
39	McDonald, Donovan	WR	5-11	175	RFr.	Montclair, N.J. (Fork Union Military Academy/Montclair)
41	* McNitt, Luke	FB	6-2	240	Jr.	Kearney, Neb. (Kearney/Nebraska-Kearney)
98	Miller, Collin	DE	6-3	235	Fr.	Fishers, Ind. (Hamilton Southeastern)
82	*** Moore, Alonzo	WR	6-2	195	Sr.	Winnfield, La. (Winnfield Senior)
8	* Morgan Jr., Stanley	WR	6-1	200	So.	New Orleans, La. (St. Augustine)
29	** Nabity, Graham	FB	6-1	210	So.	Omaha, Neb. (Elkhorn)
45	Natter, A.J.	DE	6-5	260	Jr.	Milton, Wis. (Milton)
9	Neal, DaiShon	DE	6-7	270	RFr.	Houston, Texas (Omaha Central)
39	** Nelson, Jordan	IB	5-8	180	Sr.	Omaha, Neb. (Burke)
3	** Newby, Marcus	LB	6-1	235	Jr.	Los Potomac, Md. (Quince Orchard)
34	*** Newby, Terrell	IB	5-10	200	Sr.	Los Angeles, Calif. (Chaminade)
99	Newell, Peyton	DT	6-3	290	So.	Hiawatha, Kan. (Hiawatha)
12	O'Brien, Patrick	QB	6-4	230	Fr.	San Juan Capistrano, Calif. (San Juan Hills)
54	* Ober, Jordan	LS	6-1	205	So.	Las Vegas, Nev. (Bishop Gorman)
76	Owen, Dylan	DL	6-5	240	So.	Westchester, N.Y. (Somers/Bridgton Academy)
22	* Ozigbo, Devine	IB	6-0	230	So.	Sachse, Texas (Sachse)
55	Painter, Robby	OL	6-5	300	Sr.	Centennial, Colo. (Grandview)
26	Pelzer, Brady	WR	5-11	185	So.	Bellevue, Neb. (Bellevue East)
15	** Pierson-El, De'Mornay	WR	5-9	185	Jr.	Alexandria, Va. (West Potomac)
81	Rahn, Gabe	WR	6-1	195	Jr.	Le Mars, Iowa (Le Mars)
50	Raridon, John	OL	6-4	275	Fr.	West Des Moines, Iowa (Valley)
97	Rath, Logan	DT	6-4	280	Sr.	Giltner, Neb. (Giltner/South Dakota State)
16	* Reed, Antonio	S	6-2	220	So.	Memphis, Tenn. (Southaven [Miss.])
87	*** Reilly, Brandon	WR	6-2	200	Sr.	Lincoln, Neb. (Southwest)
83	Reimers, Bryan	WR	6-5	210	So.	Lincoln, Neb. (East)
23	Rose, Austin	IB	6-1	225	So.	Lincoln, Neb. (North Star)
15	** Rose-Ivey, Michael	LB	6-0	230	Sr.	Kansas City, Mo. (Rockhurst)
31	Simmons, Greg	LB	6-2	240	Fr.	Fort Pierce, Fla. (Fort Pierce Central)
56	** Simpson, Brad	LB	6-0	230	Sr.	Omaha, Neb. (Ralston)
48	Smith, Ne'Land	WR	6-3	190	Fr.	Blue Springs, Mo. (Blue Springs)
85	Snyder, Matt	TE	6-5	255	RFr.	San Ramon, Calif. (California)
10	Spielman, JD	WR	5-9	180	Fr.	Eden Prairie, Minn. (Eden Prairie)
95	Stille, Ben	DE	6-5	240	Fr.	Ashland, Neb. (Ashland-Greenwood)
86	Stoll, Jack	TE	6-4	235	Fr.	Lone Tree, Colo. (Regis Jesuit)
44	* Stoltenberg, Mick	DL	6-5	290	So.	Gretna, Neb. (Gretna)
35	Stovall, Jeremiah	DB	5-11	175	RFr.	Omaha, Neb. (Creighton Prep)
28	Sullivan, Eli	DB	6-2	190	Fr.	Longmont, Colo. (Longmont)
26	Sutcliffe, Jamie	PK	6-2	190	Sr.	Thousand Oaks, Calif. (Thousand Oaks/Utah/Pierce College)
28	* Taylor, Adam	IB	6-2	210	Jr.	Katy, Texas (Katy)
92	Urbach, Chase	LS	6-3	200	RFr.	Grosse Pointe, Mich. (Grosse Pointe South)
66	** Utter, Dylan	OL	6-1	295	Sr.	Papillion, Neb. (Papillion-La Vista)
49	** Weber, Chris	LB	6-3	230	Jr.	Omaha, Neb. (Elkhorn)
57	Weinmaster, Jacob	LB	6-0	215	RFr.	Loveland, Colo. (Loveland)
1	*** Westerkamp, Jordan	WR	6-0	200	Sr.	Lombard, Ill. (Montini Catholic)
58	* Whitaker, Corey	OL	6-5	295	Sr.	Murrieta, Calif. (Vista Murrieta)
21	* Wilbon, Mikale	IB	5-9	195	So.	Chicago, Ill. (De La Salle Institute)
24	* Williams, Aaron	S	5-11	185	So.	Atlanta, Ga. (Carver)
9	Williams, Keyan	WR	5-10	195	So.	New Orleans, La. (Lusher/Fresno State)
26	** Williams, Kieron	S	6-1	195	Jr.	Shreveport, La. (C.E. Byrd/Air Force Prep)
56	Wilson, Boe	OL	6-3	295	Fr.	Lee's Summit, Mo. (Lee's Summit West)
31	Young, Conor	WR	6-2	170	RFr.	Cozad, Neb. (Cozad)
5	* Young II, Dedrick	LB	6-1	220	So.	Peoria, Ariz. (Centennial)
33	Zlab, Tanner	DB	5-10	195	Sr.	Wilber, Neb. (Wilber-Clatonia)

45	Ty Chaffin.....	WR
47	Branden Hohenstein	TE
47	Matt Jarzynka	DE
48	Erik Evans.....	DE
48	Ne'Land Smith.....	WR
49	Austin Hemphill.....	FB
49	Chris Weber.....	LB
50	Garret Johns.....	DL
50	John Raridon.....	OL
51	Jared Brugmann.....	LB
52	Josh Banderas.....	LB
53	Alex Boryca.....	LB
54	Creighton Hamik.....	LB
54	Jordan Ober.....	LS
55	Kevin Maurice.....	DT
55	Robby Painter.....	OL
56	Brad Simpson.....	LB
56	Boe Wilson.....	OL
57	Jacob Weinmaster.....	LB
58	Joel Lopez.....	DL
58	Corey Whitaker.....	OL
59	Brody Cleveland.....	LB
59	Jake Kitten.....	OL
61	Bryan Brokop.....	OL
62	Cole Conrad.....	OL
63	Tanner Farmer.....	OL
65	Christian Gaylord.....	OL
66	Dylan Utter.....	OL
67	Jerald Foster.....	OL
68	Nick Gates.....	OL
71	Matt Farniok.....	OL
72	Zach Hannon.....	OL
73	Sam Hahn.....	OL
74	Jalin Barnett.....	OL
75	Fyn Anderson.....	DL
76	Dwayne Johnson Jr.....	OL
76	Dylan Owen.....	DL
77	David Knevel.....	OL
79	Michael Decker.....	OL
80	Brett Classen.....	WR
81	Gabe Rahn.....	WR
82	Alonzo Moore.....	WR
83	David Engelhaupt.....	TE
83	Bryan Reimers.....	WR
84	Sam Cotton.....	TE
85	Matt Snyder.....	TE
86	Jack Stoll.....	TE
87	Brandon Reilly.....	WR
88	Ross Dzuris.....	DE
88	Tyler Hoppes.....	TE
89	Connor Ketter.....	TE
91	Freedom Akinmoladun.....	DE
92	Chase Urbach.....	LS
94	Khalil Davis.....	DT
95	Spencer Lindsay.....	PK
95	Ben Stille.....	DE
96	Carlos Davis.....	DT
97	Logan Rath.....	DT
98	Isaac Armstrong.....	P
98	Collin Miller.....	DE
99	Peyton Newell.....	DT

PRONUNCIATION GUIDE

Freedom Akinmoladun ackin-MOLA-dune
 Quayshon Alexander..... QUAY-shon
 Lavan Alston Jr. luh-VAN
 Josh Banderas..... ban-DARE-us
 Alex Boryca..... burr-ITS-kuh
 Bryan Brokop..... BRO-kup
 Cethan Carter..... SEETH-un
 Ty Chaffin..... CHAY-fin
 Marquel Dismuke..... mar-KELL dizz-MUKE-ee
 Ross Dzuris..... duh-ZUHR-iss
 Matt Farniok..... FAR-nee-ock
 Ryan Freudenburg..... fried-EN-burg
 Nathan Gerry..... GARY
 Sam Hahn..... HAWN
 Todd Honas..... HO-nuss
 Tyler Hoppes..... HOP-iss
 Matt Jarzynka..... Jar-ZINK-uh

Boaz Joseph..... BOSE
 Joshua Kalu..... Kuh-loo
 Reid Karel..... CARE-ull
 Kyle Kasun..... KAY-sun
 Bo Kitrell..... KIT-trull
 David Knevel..... NEV-ull
 Wyatt Mazour..... MUH-zoo-er
 Graham Nabity..... NAB-it-tee
 DaiShon Neal..... DAY-shawn
 Terrell Newby..... TAIR-ul
 Devine Ozigbo..... oh-ZIG-bo
 Gabe Rahn..... RAWN
 Bryan Reimers..... RHYME-ers
 Jacob Weinmaster..... WINE-master
 Mikale Wilbon..... MIK-kale
 Kieron Williams..... KYE-run
 Dedrick Young..... DEAD-rik

INDIVIDUAL NEBRASKA RECORD WATCH

**TOMMY
ARMSTRONG JR.**SENIOR
QUARTERBACK

NEBRASKA CAREER RECORDS

PASSING YARDS

Rk.	Player, Years	Yards
1.	Tommy Armstrong Jr., 2013-pres.	8,746
2.	Taylor Martinez, 2010-13	7,258

COMPLETIONS

Rk.	Player, Years	Comp.
1.	Tommy Armstrong Jr., 2013-pres.	612
2.	Taylor Martinez, 2010-13	575

TOUCHDOWN PASSES

Rk.	Player, Years	TDs
1.	Tommy Armstrong Jr., 2013-pres.	66
2.	Taylor Martinez, 2010-13	56

RUSHING YARDS BY A QUARTERBACK

Rk.	Player, Years	Yards
1.	Eric Crouch, 1998-2001	3,434
2.	Taylor Martinez, 2010-13	2,975
3.	Jammal Lord, 2000-03	2,573
4.	Steve Taylor, 1985-88	2,125
5.	Tommie Frazier, 1992-95	1,955
6.	Tommy Armstrong Jr., 2013-pres.	1,806

TOTAL OFFENSE

Rk.	Player, Years	Yards
1.	Tommy Armstrong Jr., 2013-pres.	10,552
2.	Taylor Martinez, 2010-13	10,233
3.	Eric Crouch, 1998-2001	7,915

TOTAL OFFENSIVE YARDS PER GAME

Rk.	Player, Years	Yards/Game
1.	Tommy Armstrong Jr., 2013-pres.	239.8
2.	Taylor Martinez, 2010-13	232.6

TOTAL TOUCHDOWNS

Rk.	Player, Years	TDs
1.	Tommy Armstrong Jr., 2013-pres.	90
	Eric Crouch, 1998-2001	90
3.	Taylor Martinez, 2010-13	87

250-YARD PASSING GAMES

Rk.	Player, Years	Games
1.	Tommy Armstrong Jr., 2013-pres.	14
2.	Joe Ganz, 2005-08	11

300-YARD TOTAL OFFENSE GAMES

Rk.	Player, Years	Games
1.	Tommy Armstrong Jr., 2013-pres.	13
2.	Joe Ganz, 2005-08	9
	Taylor Martinez, 2010-13	9

200-YD PASSING/100-YD RUSHING GAMES

Rk.	Player, Years	Games
1.	Tommy Armstrong Jr., 2013-pres.	2
	Taylor Martinez, 2010-13	2

QUARTERBACK STARTS

Rk.	Player, Years	Starts
1.	Taylor Martinez, 2010-13	43
	Tommy Armstrong Jr., 2013-pres.	43
3.	Eric Crouch, 1998-2001	38

WINS BY A STARTING QUARTERBACK

Rk.	Player, Years	Starts
1.	Eric Crouch, 1998-2001	35
2.	Tommie Frazier, 1992-95	33
3.	Tommy Armstrong Jr., 2013-pres.	30

BIG TEN CAREER RECORDS

TOTAL OFFENSE

Rk.	Player, School, Years	Yards
1.	Drew Brees, Purdue, 1997-2000	12,692
2.	Adam Weber, Minn., 2007-10	11,790
3.	Brett Basanez, NW, 2002-05	11,576
4.	Curtis Painter, Purdue, 2005-08	11,511
5.	Antwaan Randle-El, Ind., 1998-01	11,364
6.	Denard Robinson, Mich., 2009-12	10,745
7.	Nathan Scheelhaase, Ill., 2010-13	10,634
8.	Juice Williams, Illinois, 2006-09	10,594
9.	Tommy Armstrong Jr., 2013-pres.	10,552
10.	Chuck Long, Iowa, 1981-85	10,254
11.	Taylor Martinez, Neb., 2010-13	10,233

TOTAL TOUCHDOWNS

Rk.	Player, School, Years	TDs
1.	Drew Brees, Purdue, 1997-2000	106
2.	J.T. Barrett, Ohio St., 2014-16	98
3.	Denard Robinson, Michigan, 2009-12	91
4.	Chad Henne, Michigan, 2004-07	90
	Tommy Armstrong Jr., 2013-pres.	90

NEBRASKA SEASON RECORDS

300-YARD TOTAL OFFENSE GAMES

Rk.	Player, Year	Games
1.	Tommy Armstrong Jr., 2015	6
	Joe Ganz, 2008	6
3.	Taylor Martinez, 2012	5
4.	Tommy Armstrong Jr., 2014	4
5.	Tommy Armstrong Jr., 2016	3

**DREW
BROWN**JUNIOR
PLACE-KICKER

NEBRASKA CAREER RECORDS

FIELD GOALS

Rk.	Player, Years	FGs
1.	Alex Henery, 2007-10	68
2.	Kris Brown, 1995-98	57
3.	Drew Brown, 2014-pres.	45
4.	Josh Brown, 1999-2002	43
5.	Brett Maher, 2009-12	39

SCORING

Rk.	Player, Pos., Years	Points
1.	Alex Henery, PK, 2007-10	397
2.	Kris Brown, PK, 1995-98	388
3.	Eric Crouch, QB, 1998-2001	368
4.	Josh Brown, PK, 1999-2002	315
5.	Mike Rozier, IB, 1981-83	312
6.	Ameer Abdullah, 2011-2014	288
7.	Drew Brown, PK, 2014-pres.	272
8.	Ahman Green, IB, 1995-97	270

CONSECUTIVE FIELD GOALS MADE

Rk.	Player, Year(s)	FGs
1.	Alex Henery, 2009-10	18
2.	Kris Brown, 1997-98	17
3.	Drew Brown, PK, 2015-16	13

**NATHAN
GERRY**SENIOR
SAFETY

NEBRASKA CAREER RECORDS

INTERCEPTIONS

Rk.	Player, Pos., Years	INTs
1.	Dana Stephenson, RCB, 1967-69	14
2.	Josh Bullocks, FS, 2002-04	13
	Nathan Gerry, S, 2013-pres.	13
4.	Bret Clark, S, 1982-84	12
5.	Fabian Washington, CB, 2002-04	11
	Ralph Brown, RCB, 1996-99	11
	Tyrone Byrd, FS, 1989-92	11
	Larry Wachholtz, S, 1964-66	11
	Tom Novak, LB, 1946-49	11

TACKLES

Rk.	Player, Pos., Years	Tackles
1.	Barrett Ruud, LB, 2001-04	432
2.	Jerry Murtaugh, MLB, 1968-70	342
3.	Mike Brown, S, 1996-99	287
4.	Lavonte David, LB, 2010-11	285
5.	Lee Kunz, LB, 1976-78	276
6.	Clete Pillen, LB, 1974-76	273
7.	Steve Damkroger, LB, 1979-83	269
8.	Nathan Gerry, S, 2013-pres.	263
9.	Ed Stewart, LB, 1991-94	257
10.	Marc Munford, LB, 1983-86	256

TACKLES BY A DEFENSIVE BACK

Rk.	Player, Pos., Years	Tackles
1.	Mike Brown, S, 1996-99	287
2.	Nathan Gerry, S, 2013-pres.	263
3.	Daniel Bullocks, S, 2002-05	226

TACKLES FOR LOSS BY A DEFENSIVE BACK

Rk.	Player, Pos., Years	TFLs
1.	Nathan Gerry, S, 2013-pres.	19
2.	Mike Brown, ROV, 1996-99	17
3.	Reggie Cooper, SS, 1987-90	16

NEBRASKA SEASON RECORDS

TACKLES FOR LOSS BY A DEFENSIVE BACK

Rk.	Player, Pos., Years	TFLs
1.	Ciante Evans, CB, 2013	11
2.	Al Larson, LCB, 1969	9
--	Nathan Gerry, S, 2016	7




ALONZO MOORE

SENIOR
WIDE RECEIVER

NEBRASKA CAREER RECORDS

YARDS PER CATCH (MIN. 50 CATCHES)

Rk.	Player, Pos., Years	YPC
1.	Tracey Wistrom, TE, 1998-2001	19.8
2.	Jon Bostick, SE, 1989-91	19.7
3.	Bobby Thomas, SE, 1974-76	19.3
4.	Matt Herian, TE, 2002-06	19.1
5.	Junior Miller, TE, 1997-79	19.0
6.	Chuck Malito, SE, 1974-76	18.9
7.	Brandon Reilly, WR, 2013-pres.	18.2
8.	Irving Fryar, WB, 1981-83 Frantz Hardy, WR, 2005-07	17.9
10.	Alonzo Moore, WR, 2013-pres.	17.3



DE'MORNAY PIERSON-EL

JUNIOR
WIDE RECEIVER/RETURNER

NEBRASKA CAREER RECORDS

PUNT RETURN YARDS

Rk.	Player, Years	FGs
1.	Johnny Rodgers, 1970-72	1,515
2.	DeJuan Groce, 1999-2002	1,218
3.	Bobby Newcombe, 1997-2000	829
4.	Tyrone Hughes, 1989-92	817
5.	De'Mornay Pierson-El, 2014-pres.	788



BRANDON REILLY

SENIOR
WIDE RECEIVER

NEBRASKA CAREER RECORD

YARDS PER CATCH (MIN. 75 CATCHES)

Rk.	Player, Pos., Years	YPC
1.	Johnny Rodgers, WB, 1970-72	17.3
2.	Maurice Purify, WR, 2006-07	15.9
3.	Matt Davison, SE, 1997-2000	15.7
4.	Jordan Westerkamp, WR, 2013-pres.	15.1
--		
	*Brandon Reilly, WR, 2013-pres.	18.2

*Reilly currently has 62 career receptions

YARDS PER CATCH (MIN. 60 CATCHES)

Rk.	Player, Pos., Years	YPC
1.	Matt Herian, TE, 2002-06	19.1
2.	Brandon Reilly, WR, 2013-pres.	18.2*
3.	Irving Fryar, WB, 1981-83	17.9
4.	Johnny Rodgers, WB, 1970-72	17.3
5.	Todd Brown, SE, 1980-82	16.8

*wide receiver record

YARDS PER CATCH (MIN. 50 CATCHES)

Rk.	Player, Pos., Years	YPC
1.	Tracey Wistrom, TE, 1998-2001	19.8
2.	Jon Bostick, SE, 1989-91	19.7
3.	Bobby Thomas, SE, 1974-76	19.3
4.	Matt Herian, TE, 2002-06	19.1
5.	Junior Miller, TE, 1997-79	19.0
6.	Chuck Malito, SE, 1974-76	18.9
7.	Brandon Reilly, WR, 2013-pres.	18.2
8.	Irving Fryar, WB, 1981-83 Frantz Hardy, WR, 2005-07	17.9
10.	Alonzo Moore, WR, 2013-pres.	17.3



JORDAN WESTERKAMP

SENIOR
WIDE RECEIVER

NEBRASKA CAREER RECORDS

RECEPTIONS

Rk.	Player, Pos., Years	Receptions
1.	Kenny Bell, WR, 2011-14	181
2.	Nate Swift, WR, 2005-08	166
3.	Jordan Westerkamp, WR, 2013-pres.	155
4.	Johnny Rodgers, WB, 1970-72	143
5.	Terrence Nunn, WR, 2004-07	136
6.	Marlon Lucky, IB, 2005-08	135

RECEIVING YARDS

Rk.	Player, Years	Yards
1.	Kenny Bell, 2011-14	2,689
2.	Johnny Rodgers, 1970-72	2,479
3.	Nate Swift, 2005-08	2,476
4.	Jordan Westerkamp, 2013-pres.	2,339

TOUCHDOWN RECEPTIONS

Rk.	Player, Pos., Year	TDs
1.	Johnny Rodgers, WB, 1970-72	25
2.	Nate Swift, WR, 2005-08	22
3.	Kenny Bell, WR, 2011-14	21
4.	Jordan Westerkamp, WR, 2013-pres.	17
5.	Maurice Purify, WR, 2006-07	16
6.	Jon Bostick, SE, 1989-91 Quincy Enunwa, WR, 2010-13	15
8.	Todd Millikan, TE, 1985-88 Bobby Thomas, SE, 1974-76	14

100-YARD RECEIVING GAMES

Rk.	Player, Pos., Years	Games
1.	Johnny Rodgers, WB, 1970-72	10
2.	Nate Swift, WR, 2005-08	8
	Jordan Westerkamp, WR, 2013-pres.	8*

*Most by a Husker prior to his senior season

CONSECUTIVE GAMES WITH CATCH

Rk.	Player, Pos., Years	Games
1.	Johnny Rodgers, WB, 1970-72	37
2.	Jordan Westerkamp, WR, 2013-pres.	34*
2.	Terrence Nunn, WR, 2004-07	32
4.	Kenny Bell, WR, 2012-14	28

*active streak

TRACKING TOMMY

Tommy Armstrong Jr. owns six Nebraska career records - including four marks he's set this season - and he is tied for two more records which he could surpass this week.

NEBRASKA CAREER RECORDS

- TOTAL OFFENSE (10,552)
- PASSING YARDS (8,746)
- TOUCHDOWN PASSES (66)
- PASS COMPLETIONS (612)
- 250-YARD PASSING GAMES (14)
- 300-YARD TOTAL OFFENSE GAMES (13)

tie TOTAL TOUCHDOWNS

ERIC CROUCH	90
TOMMY ARMSTRONG JR. (T-1ST)	90

tie CAREER STARTS

TAYLOR MARTINEZ	43
TOMMY ARMSTRONG JR.	43

Nationally, Armstrong ranks among the active FBS leaders in several categories, in addition to being the only active FBS player with 8,000 career passing yards and 1,500 career rushing yards.

FBS ACTIVE PLAYER RANKS

TOTAL TOUCHDOWNS (90)	6TH
TOTAL OFFENSE (10,552)	6TH
TOUCHDOWN PASSES (66)	12TH
PASSING YARDS (8,746)	11TH





#1 LAMAR JACKSON • Fr. • DB

ELK GROVE, CALIF.
FRANKLIN HS


CAREER STATS

Year	G/S	Tackles					Fum.					QB Hry.
		UT	AT	TT	TFL	Sacks	C-R	BK	PBU	INT		
2016	10/0	6	2	8	2-14	1.0-11	0-0	0	0	0	0	
Totals	10/0	6	2	8	2-14	1.0-11	0-0	0	0	0	0	

2016 SEASON NOTES

2016 SINGLE-GAME HIGHS

- » Tackles - 5 vs. Fresno State
- » Tackles for Loss - 2 vs. Fresno State
- » Tackles for Loss - 1.0 vs. Fresno State
- » Pass Breakups - 0
- » Interceptions - 0



#1 JORDAN WESTERKAMP • Sr. • WR

LOMBARD, ILL.
MONTINI CATHOLIC HS

CAREER RECEIVING STATS

Year	G/S	No.	Yds.	Y/R	Y/G	Long	TDs
2012							
2013	13/1	20	283	14.1	23.6	49 vs. Northwestern	1
2014	13/9	44	747	17.0	57.5	70 at Fresno State	5
2015	13/4	65	918	14.1	70.6	38 vs. Michigan St.	7
2016	8/2	26	391	15.0	48.9	55 vs. Wyoming	4
Totals	47/16	155	2,339	15.1	49.8	70 at Fresno State	17

CAREER HONORS

- » 2015, 2016 Team Captain
- » First-Team All-Big Ten (Phil Steele, 2015)
- » Second-Team All-Big Ten (Coaches, Media, AP, 2015)
- » Academic All-Big Ten (2013, 2014)
- » Big Ten All-Freshman Team (BTN, 2013)
- » Big Ten Freshman of the Week (vs. Northwestern, 2013)
- » Four-Time Nebraska Scholar-Athlete Honor Roll
- » ESPN College Football Play of the Year (Reception vs. Florida Atlantic, 2014)
- » Sports Science Newton Award for Outstanding Reaction (2015)
- » Brook Berringer Citizenship Team (2015, 2016)
- » Tom Osborne Citizenship Team (2015, 2016)

CAREER SINGLE-GAME HIGHS

- » Receptions - 11 vs. Southern Miss (2015)
- » Receiving Yards - 158 at Michigan State (2014)
- » Touchdowns - 2 vs. Wyoming, vs. Oregon (2016)

2016 SINGLE-GAME HIGHS

- » Receptions - 6 vs. Minnesota
- » Receiving Yards - 105 vs. Wyoming
- » Touchdowns - 2 vs. Wyoming, vs. Oregon

2016 SEASON NOTES

- » Fourth player in NU history with 2,000 career receiving yards, joining Kenny Bell (2,689), Johnny Rodgers (2,479), and Nate Swift (2,476) in the 2,000-yard club.
- » Caught six passes for 50 yards against Minneosta, increasing his career receptions total to 155. Is the third player in Nebraska history to surpass 150 career receptions, joining Kenny Bell (181) and Nate Swift (166).
- » Has caught at least one pass in 34 straight games, three shy of Johnny Rodgers' school record.
- » Had touchdown receptions of 22 and three yards in the first half against Oregon giving him 17 career touchdown receptions. The 17 TD receptions are fourth in school history.
- » Had a 10-yard touchdown run in the third quarter at Northwestern, marking his first career rushing touchdown. Had two career carries for 16 yards prior to the touchdown run.

2016 GAME-BY-GAME

Opponent	Rec.	Yds	TD	Lg
Fresno State	1	6	0	6
Wyoming	4	105	2	55
Oregon	3	39	2	22
at Northwestern	1	13	0	13
Illinois	4	65	0	28
at Indiana	--	--	--	--
Purdue	--	--	--	--
at Wisconsin	3	62	0	36
at Ohio State	4	51	0	32
Minnesota	6	50	0	14
Maryland				
at Iowa				
Totals	26	391	4	55



#3 MARCUS NEWBY • Jr. • LB

NORTH POTOMAC, MD.
QUINCE ORCHARD HS

CAREER STATS

Year	G/S	Tackles					Fum.					QB Hry.
		UT	AT	TT	TFL	Sacks	C-R	BK	PBU	INT		
2013												
2014	9/0	1	2	3	1-9	1.0-9	0-0	0	0	0	2	
2015	10/6	17	17	34	5-13	1.0-8	0-0	0	0	0	2	
2016	10/3	6	11	17	2-9	1.0-8	0-0	0	1	0	1	
Totals	29/9	24	30	54	8-31	3.0-25	0-0	0	1	0	5	

CAREER HONORS

- » Nebraska Scholar-Athlete Honor Roll (Spring, 2015)
- » NU Record for Most PBU by a Linebacker (4 vs. Wisconsin, 2015)
- » Brook Berringer Citizenship Team (2015)
- » Tom Osborne Citizenship Team (2015)

2016 SEASON NOTES

»

2016 GAME-BY-GAME

Opponent	Tackles		Sacks		FF-FR-Yds	Int-Yds	PBU	QBH
	UT-AT-TT	TFL-Yds	No-Yds	No-Yds				
Fresno State	1-2-3	0-0	0.0-0	0.0-0	0-0-0	0-0	0	1
Wyoming	1-3-4	0-0	0.0-0	0.0-0	0-0-0	0-0	0	0
Oregon	1-2-3	0-0	0.0-0	0.0-0	0-0-0	0-0	0	0
at Northwestern	0-0-0	0-0	0.0-0	0.0-0	0-0-0	0-0	0	0
Illinois	0-0-0	0-0	0.0-0	0.0-0	0-0-0	0-0	0	0
at Indiana	1-0-1	1-8	1.0-8	0.0-0	0-0-0	0-0	0	0
Purdue	0-2-2	0-0	0.0-0	0.0-0	0-0-0	0-0	0	0
at Wisconsin	1-0-1	1-1	0.0-0	0.0-0	0-0-0	0-0	1	0
at Ohio State	1-1-2	0-0	0.0-0	0.0-0	0-0-0	0-0	0	0
Minnesota	0-1-1	0-0	0.0-0	0.0-0	0-0-0	0-0	0	0
Maryland								
at Iowa								
Totals	6-11-17	2-9	1.0-8	0.0-0	0-0-0	0-0	1	1

CAREER SINGLE-GAME HIGHS

- » Tackles - 8 vs. Michigan State (2015)
- » Tackles for Loss - 1, eight times
- » Sacks - 1.0 at Fresno State (2014), at Rutgers (2015), at Indiana (2016)

2016 SINGLE-GAME HIGHS

- » Tackles - 4 vs. Wyoming
- » Tackles for Loss - 1 at Indiana, at Wisconsin
- » Sacks - 1.0 at Indiana



#4 TOMMY ARMSTRONG JR. • Sr. • QB

CIBOLO, TEXAS
STEELE HS

CAREER STATS

Passing

Year	G/GS	Comp-Att-Int	Pct.	Yds.	Y/G	LP	TD	Eff.R.
2012								
Redshirt								
2013	9/8	68-131-8	51.9	966	107.3	99	9	124.31
2014	13/13	184-345-12	53.3	2,695	207.3	73	22	133.04
2015	12/12	222-402-16	55.2	3,030	252.5	55	22	128.64
2016	10/10	138-259-8	53.3	2,055	205.5	72	13	130.32
Totals	44/43	612-1,137-44	53.8	8,746	198.8	99	66	129.86

Rushing

Year	G/S	Att.	Gain	Loss	Net	Y/A	Y/G	Long	TDs
2012									
Redshirt									
2013	9/8	67	277	75	202	3.0	22.4	24 vs. Georgia	2
2014	13/13	145	842	137	705	4.9	54.2	42 vs. McNeese St.	6
2015	12/12	98	563	163	400	4.1	37.6	32 at Illinois	7
2016	10/10	107	591	92	499	4.7	49.9	37 at Northwestern	8
Totals	44/43	417	2,273	466	1,806	4.3	41.0	42 vs. McNeese St.	23

CAREER HONORS

- » 2015 Team Captain
- » Big Ten Player of the Week (vs. Michigan St, 2015; vs. Southern Miss, 2015; at Northwestern, 2016; vs. Minnesota, 2016)
- » Rose Bowl Big Ten Player of the Week (Fresno State, 2016)
- » Foster Farms Bowl Offensive MVP (2015 vs. UCLA)
- » Honorable-Mention Big Ten All-Freshman Team (BTN, 2013)
- » Big Ten Freshman of the Week (vs. Michigan, 2013)
- » Nebraska Scholar-Athlete Honor Roll (Fall, 2012)
- » Brook Berringer Citizenship Team (2016)
- » Tom Osborne Citizenship Team (2016)

NEBRASKA RECORDS

- » Career 250-Yard Passing Games (14)
- » Career 300-Yard Passing Games (11)
- » Season 250-Yard Passing Games (tied record, 8 in 2015)
- » Season 300-Yard Passing Games (tied record, 6 in 2015)
- » Junior Class Passing Yards (3,030 in 2015)
- » Sophomore Class Passing Yards (2,695 in 2014)
- » Sophomore Class Passing TDs (22 in 2014)
- » Sophomore Class Total Offense (3,400 in 2014)
- » Bowl Game Passing Yards (381 vs. USC in 2014 Holiday Bowl)
- » Bowl Game Passing Completions (32 vs. USC in 2014 Holiday Bowl)
- » Bowl Game Passing Attempts (51 vs. USC in 2014 Holiday Bowl)
- » Bowl Game Passing TDs (3 vs. USC in 2014 Holiday Bowl)
- » Bowl Game Total Offense (422 vs. USC in 2014 Holiday Bowl)
- » Longest Pass in NU History and NCAA Bowl History (99 yards vs. Georgia, 2014 Gator Bowl)

2016 GAME-BY-GAME

Opponent	Passing					Rushing			
	Comp-Att-Int	Yds	TD	Lg	No.	Yds	TD	Lg	
Fresno State	5-10-0	108	1	57	11	42	2	9	
Wyoming	20-34-1	377	3	63	12	12	1	11	
Oregon	17-33-0	200	3	22	16	95	1	34	
at Northwestern	18-29-0	246	1	59	13	132	0	37	
Illinois	16-23-1	220	1	37	8	12	1	13	
at Indiana	10-26-2	208	1	72	11	36	0	12	
Purdue	17-31-1	252	1	40	10	51	1	22	
at Wisconsin	12-31-2	153	0	36	13	39	1	10	
at Ohio State	4-15-1	74	0	32	4	19	0	11	
Minnesota	19-27-0	217	2	35	9	61	1	21	
Maryland									
at Iowa									
Totals	138-259-8	2,055	13	72	107	499	8	37	

CAREER SINGLE-GAME HIGHS

Passing

- » Attempts – 51 vs. USC (2014 Holiday Bowl)
- » Completions – 32 vs. USC (2014 Holiday Bowl)
- » Yards – 381 vs. USC (2014 Holiday Bowl)
- » Touchdowns – 4 at Iowa (2014), at Miami (2015)

Rushing

- » Rushes – 20 at Wisconsin (2014)
- » Yards – 132 at Northwestern (2016)
- » Touchdowns – 2 vs. Michigan State (2015), vs. Fresno State (2016)
- » Long Rush – 42 yards vs. McNeese State (2014)
- » Total Offense – 431 vs. Southern Miss (2015)

2016 SINGLE-GAME HIGHS

Passing

- » Attempts – 34 vs. Wyoming
- » Completions – 20 vs. Wyoming
- » Yards – 377 vs. Wyoming
- » Touchdowns – 3 vs. Wyoming, vs. Oregon

Rushing

- » Rushes – 16 vs. Oregon
- » Yards – 132 at Northwestern
- » Touchdowns – 2 vs. Fresno State
- » Long Rush – 37 at Northwestern
- » Total Offense – 389 vs. Wyoming

2016 SEASON NOTES

- » Threw two touchdown passes against Minnesota and rushed for a 13-yard TD in the fourth quarter. He increased his career touchdown total to 90, tying Eric Crouch for a Nebraska school record.
- » Completed 19-of-27 passes against Minnesota, good for a 70.4 percent completion rate. The 70.4 completion percentage was the best of Armstrong's career when attempting at least 20 passes. His previous best was a 21-of-30 effort (70.0 percent) last season against South Alabama.
- » Made his 43rd career start against Minnesota, tying Taylor Martinez for the most career starts by a Nebraska quarterback. Won his 30th career game, the third-most by a Nebraska quarterback, trailing only Eric Crouch (35) and Tommie Frazier (33).
- » Accounted for 278 yards of total offense against Minnesota, building on his school record (10,552).
- » Threw for 200 yards against Oregon, increased his career passing total to 7,376 yards, setting a Nebraska record for career passing yards. The previous record was 7,258 yards by Taylor Martinez. Enters Saturday with 8,746 career passing yards.
- » Owns the career school record of 612 completions, breaking Taylor Martinez's previous Nebraska record of 575.
- » Had 303 yards of total offense against Purdue, his school record 13th career game with at least 300 yards of total offense.



#5 DEDRICK YOUNG • So. • LB

PEORIA, ARIZ.
CENTENNIAL HS

CAREER STATS

Year	G/S	Tackles							Fum.	QB	
		UT	AT	TT	TFL	Sacks	C-R	BK			PBU
2015	12/11	25	36	61	5-8	0.0-0	0-0	0	3	0	2
2016	10/8	29	20	49	4-5	1.0-3	1-0	0	4	0	2
Totals	22/19	54	56	110	9-13	1.0-3	1-0	0	7	0	4

CAREER HONORS

- » Big Ten All-Freshman Team (BTN.com, ESPN.com)
- » Nebraska Newcomer of the Year Award (2015)
- » NU Record for Most Tackles by a True Freshman (61, 2015)
- » Nebraska Scholar-Athlete Honor Roll (Spring, 2015)
- » Brook Berringer Citizenship Team (2016)
- » Tom Osborne Citizenship Team (2016)

2016 SEASON NOTES

- » Recorded his first career sack at Indiana, a three-yard loss in the second quarter.
- » Tied a career high with 11 tackles against Purdue and led the Huskers in pass breakups with two.

CAREER SINGLE-GAME HIGHS

- » Tackles - 11 at Illinois (2015), vs. Purdue (2016)
- » Tackles for Loss – 2 at Illinois (2015), at Rutgers (2015), at Indiana (2016)
- » Sacks – 1.0 at Indiana (2016)

2016 SINGLE-GAME HIGHS

- » Tackles - 11 vs. Purdue
- » Tackles for Loss – 2 at Indiana
- » Sacks – 1.0 at Indiana

2016 GAME-BY-GAME

Opponent	--Tackles--		-Sacks-		FF-FR-Yds	Int-Yds	PBU	QBH
	UT-AT-TT	TFL-Yds	No-Yds					
Fresno State	5-1-6	0-0	0.0-0	0-0-0	0-0-0	0-0	0	1
Wyoming	2-2-4	0-0	0.0-0	1-0-0	0-0-0	0-0	0	1
Oregon	2-2-4	0-0	0.0-0	0-0-0	0-0-0	0-0	0	0
at Northwestern	6-1-7	1-1	0.0-0	0-0-0	0-0-0	0-0	1	0
Illinois	2-4-6	0-0	0.0-0	0-0-0	0-0-0	0-0	1	0
at Indiana	3-1-4	2-3	1.0-3	0-0-0	0-0-0	0-0	0	0
Purdue	5-6-11	0-0	0.0-0	0-0-0	0-0-0	0-0	2	0
at Wisconsin	3-0-3	1-1	0.0-0	0-0-0	0-0-0	0-0	0	0
at Ohio State	1-2-3	0-0	0.0-0	0-0-0	0-0-0	0-0	0	0
Minnesota	0-1-1	0-0	0.0-0	0-0-0	0-0-0	0-0	0	0
Maryland								
at Iowa								
Totals	29-20-49	4-5	1.0-3	1-0-0	0-0	0-0	4	2



#8 CHRIS JONES • Jr. • DB

JACKSONVILLE, FLA.
SANDALWOOD HS

CAREER STATS

Year	G/S	Tackles					Fum.			QB	
		UT	AT	TT	TFL	Sacks	C-R	BK	PBU	INT	Hry.
2014	12/0	5	2	7	0	0.0-0	0-1	0	0	0	0
2015	13/7	21	4	25	2-7	1.0-5	0-0	0	5	2	0
2016	10/10	30	2	32	3-5	1.0-2	0-0	0	8	3	0
Totals	35/17	56	8	64	5-12	2.0-7	0-1	0	13	5	0

CAREER HONORS

- » Academic All-Big Ten (2015)
- » Nebraska Scholar-Athlete Honor Roll (Fall 2015; Spring 2015)

2016 SEASON NOTES

- » Interception in each of the first two games of 2016.
- » Career-high six tackles against Oregon, previous high was three.
- » Career-high two TFLs, career-high two breakups and second career sack at Northwestern.
- » Had a 33-yard interception return for a touchdown in the first quarter at Indiana. Also matched a career high with a pair of pass breakups.

CAREER SINGLE-GAME HIGHS

- » Tackles - 6 vs. Oregon (2016)
- » Interceptions - 1, five times
- » Pass Breakups - 2 at Northwestern (2016), at Indiana (2016)
- » Tackles for Loss - 2 at Northwestern (2016)
- » Sacks - 1.0-5 vs. Southern Miss (2015); 1.0-2 at Northwestern (2016)

2016 SINGLE-GAME HIGHS

- » Tackles - 6 vs. Oregon
- » Interceptions - 1 vs. Fresno State, vs. Wyoming, at Indiana
- » Pass Breakups - 2 at Northwestern, at Indiana
- » Tackles for Loss - 2 at Northwestern
- » Sacks: 1.0-2 at Northwestern

2016 GAME-BY-GAME

Opponent	Tackles		Sacks		FF-FR-Yds	Int-Yds	PBU	QBH
	UT-AT-TT	TFL-Yds	No-Yds	FF-FR-Yds				
Fresno State	1-0-1	0-0	0.0-0	0.0-0	0-0-0	1-0	1	0
Wyoming	1-0-1	0-0	0.0-0	0.0-0	0-0-0	1-27	0	0
Oregon	5-1-6	0-0	0.0-0	0.0-0	0-0-0	0-0	1	0
at Northwestern	3-0-3	2-3	1.0-2	0.0-0	0-0-0	0-0	2	0
Illinois	2-0-2	0-0	0.0-0	0.0-0	0-0-0	0-0	0	0
at Indiana	2-0-2	0-0	0.0-0	0.0-0	0-0-0	1-33	2	0
Purdue	2-1-3	0-0	0.0-0	0.0-0	0-0-0	0-0	1	0
at Wisconsin	5-0-5	0-0	0.0-0	0.0-0	0-0-0	0-0	0	0
at Ohio State	5-0-5	1-2	0.0-0	0.0-0	0-0-0	0-0	0	0
Minnesota	4-0-4	0-0	0.0-0	0.0-0	0-0-0	0-0	1	0
Maryland at Iowa								
Totals	30-2-32	3-5	1.0-2	0.0-0	0-0-0	3-60	8	0



#8 STANLEY MORGAN JR. • So. • WR

NEW ORLEANS, LA.
ST. AUGUSTINE HS

CAREER STATS

Year	G/S	No.	Yds.	Y/R	Y/G	Long	TDs
2016	10/8	27	389	14.4	38.9	72 at Indiana	1
Totals	23/11	52	693	13.3	30.1	72 at Indiana	4

CAREER HONORS

- » BTN.com All-Freshman Team (2015)
- » Nebraska Newcomer of the Year (2015)

2016 GAME-BY-GAME

Opponent	Rec.	Yds	TD	Lg
Fresno State	1	11	0	11
Wyoming	2	17	0	9
Oregon	3	35	0	20
at Northwestern	4	33	0	10
Illinois	3	39	0	18
at Indiana	3	93	1	72
Purdue	2	43	0	28
at Wisconsin	5	58	0	25
at Ohio State	3	56	0	26
Minnesota	1	4	0	4
Maryland at Iowa				
Totals	27	389	1	72

CAREER SINGLE-GAME HIGHS

- » Receptions - 5 at Wisconsin (2016)
- » Receiving Yards - 93 at Indiana (2016)
- » Touchdowns - 1, four times

2016 SINGLE-GAME HIGHS

- » Receptions - 5 at Wisconsin
- » Receiving Yards - 93 at Indiana
- » Touchdowns - 1 at Indiana

2016 SEASON NOTES

- » Had a career-high five catches for 58 yards at Wisconsin, including four catches for 56 yards in the fourth quarter.
- » Had a career-long 72-yard touchdown reception at Indiana. It marked Nebraska's longest play this season. He finished the day with three catches for a career-high 93 yards.



#10 JOSHUA KALU • Jr. • CB

HOUSTON, TEXAS
ALIEF TAYLOR HS

CAREER STATS

Year	G/S	Tackles					Fum.			QB	
		UT	AT	TT	TFL	Sacks	C-R	BK	PBU	INT	Hry.
2014	13/2	20	7	27	1-1	0.0-0	2-1	0	3	1	1
2015	13/13	51	24	75	5-27	1.0-8	0-0	1	7	3	1
2016	10/10	37	14	51	2-7	1.0-6	0-0	0	6	1	2
Totals	36/25	108	45	153	8-35	2.0-14	2-1	1	16	5	4

CAREER HONORS

- » Lott IMPACT Trophy Watch List (2016)
- » Honorable-Mention All-Big Ten (Coaches, 2015)
- » Academic All-Big Ten (2015)
- » Nebraska Scholar-Athlete Honor Roll (Spring, 2015)
- » Brook Berringer Citizenship Team (2015, 2016)
- » Tom Osborne Citizenship Team (2015, 2016)

2016 SEASON NOTES

- » Matched a career high with nine tackles at Ohio State, also added two pass breakups.
- » Had a six-yard sack against Fresno State, marking his second career sack.
- » Recorded first interception of 2016 at Northwestern, the fifth of his career.

CAREER SINGLE-GAME HIGHS

- » Tackles - 9 vs. BYU (2015), vs. Wisconsin (2015), at Ohio State (2016)
- » Tackles for Loss - 2 vs. BYU (2015)
- » Pass Breakups - 4 vs. Wisconsin (2015)
- » Interceptions - 1, five times
- » Long Interception Return - 41 yds. (TD) at Minnesota (2015)

2016 SINGLE-GAME HIGHS

- » Tackles - 9 at Ohio State
- » Tackles for Loss - 1 vs. Fresno State, vs. Minnesota
- » Pass Breakups - 2 at Ohio State
- » Interceptions - 1 at Northwestern

2016 GAME-BY-GAME

Opponent	Tackles		Sacks		FF-FR-Yds	Int-Yds	PBU	QBH
	UT-AT-TT	TFL-Yds	No-Yds	FF-FR-Yds				
Fresno State	6-1-7	1-6	1.0-6	0.0-0	0-0-0	0-0	1	2
Wyoming	1-2-3	0-0	0.0-0	0.0-0	0-0-0	0-0	1	0
Oregon	1-0-1	0-0	0.0-0	0.0-0	0-0-0	0-0	0	0
at Northwestern	5-2-7	0-0	0.0-0	0.0-0	1-0	0-0	0	0
Illinois	3-1-4	0-0	0.0-0	0.0-0	0-0-0	0-0	1	0
at Indiana	7-0-7	0-0	0.0-0	0.0-0	0-0-0	0-0	1	0
Purdue	2-2-4	0-0	0.0-0	0.0-0	0-0-0	0-0	0	0
at Wisconsin	4-2-6	0-0	0.0-0	0.0-0	0-0-0	0-0	0	0
at Ohio State	7-2-9	0-0	0.0-0	0.0-0	0-0-0	0-0	2	0
Minnesota	1-2-3	1-1	0.0-0	0.0-0	0-0-0	0-0	0	0
Maryland at Iowa								
Totals	37-14-51	2-7	1.0-6	0.0-0	1-0	6	2	



#11 CETHAN CARTER • Sr. • TE

NEW ORLEANS, LA.
ARCHBISHOP RUMMEL HS

CAREER STATS

Year	G/S	No.	Yds.	Y/R	Y/G	Long	TDs
2013	13/6	10	127	12.7	9.8	26 vs. S. Dakota St.	0
2014	9/8	6	98	16.3	10.9	34 at Iowa	1
2015	11/11	24	329	13.7	29.9	55 at Illinois	2
2016	7/7	15	135	9.0	19.3	27 at Northwestern	1
Totals	40/32	55	689	12.5	17.2	55 at Illinois	4

CAREER HONORS

- » Honorable-Mention All-Big Ten (Media, 2015)
- » Nebraska Most Improved Player (2015)
- » True Freshman All-American (247Sports, 2013)
- » Honorable-Mention Big Ten All-Freshman Team (BTN, 2013)

2016 GAME-BY-GAME

Opponent	Rec.	Yds	TD	Lg
Fresno State	0	0	0	0
Wyoming	2	20	0	11
Oregon	5	48	0	21
at Northwestern	2	31	1	27
Illinois	1	2	0	2
at Indiana	-- Did Not Play Due to Injury --			
Purdue	-- Did Not Play Due to Injury --			
at Wisconsin	-- Did Not Play Due to Injury --			
at Ohio State	2	19	0	10
Minnesota	3	15	0	6
Maryland				
at Iowa				
Totals	15	135	1	27

CAREER SINGLE-GAME HIGHS


- » Receptions - 5 vs. Oregon
- » Receiving Yards - 75 vs. Iowa (2015)
- » Touchdowns - 1, five times

2016 SINGLE-GAME HIGHS

- » Receptions - 5 vs. Oregon
- » Receiving Yards - 48 vs. Oregon
- » Touchdowns - 1 at Northwestern

2016 SEASON NOTES

- » Caught five passes for 48 yards against Oregon, setting a career high for receptions.
- » Caught his first touchdown of the 2016 season and the fourth of his career at Northwestern. Also added a 16-yard rush against the Wildcats.
- » Had three receptions for 15 yards against Minnesota, giving him 55 career receptions which ties him with Junior Miller for sixth place among Nebraska tight ends.



#15 DE'MORNAY PIERSON-EL • Jr. • WR/PR

ALEXANDRIA, VA.
WEST POTOMAC HS

CAREER STATS

Receiving

Year	G/S	No.	Yds.	Y/R	Y/G	Long	TDs
2014	13/6	23	321	14.0	24.7	46 at Northwestern	4
2015	5/1	12	111	9.3	22.2	19 vs. Wisconsin	1
2016	10/5	13	179	13.8	17.9	40 vs. Purdue	1
Totals	28/12	48	621	12.9	22.2	46 at Northwestern	6

CAREER HONORS

- » Second-Team All-American (USA Today, SI, FWAA, 2014)
- » Third-Team All-American (Athlon, 2014)
- » Freshman All-American (Scout, 247Sports, USA Today, 2014)
- » 2014 Jet Award Punt Returner of the Year
- » 2x Big Ten Special Teams Player of the Week (Fresno State, Iowa, 2014)
- » NU Freshman Record - Long Punt Return, Punt Return Yards & TDs
- » NU Bowl Record for Receptions (8 vs. USC, 2014 Holiday Bowl)
- » Nebraska Special Teams MVP (2015)
- » Nebraska Scholar-Athlete Honor Roll (Fall, 2014)
- » Nebraska Student-Athlete HERO Leadership Award (2015)
- » Brook Berringer Citizenship Team (2015, 2016)
- » Tom Osborne Citizenship Team (2015, 2016)

Punt Returns

Year	G/S	No.	Yds.	Y/R	Y/G	Long	TDs
2014	13/6	34	596	17.5	45.8	86 at Fresno State	3
2015	5/1	4	48	12.0	9.6	42 at Minnesota	0
2016	10/5	18	144	8.0	14.4	45 vs. Oregon	0
Totals	28/12	56	788	14.1	28.1	86 at Fresno State	3

2016 GAME-BY-GAME

Opponent	----- Receiving -----				----- Punt Returns -----			
	No.	Yds	TD	Lg	No.	Yds	TD	Lg
Fresno State	0	0	0	0	0	0	0	0
Wyoming	1	9	0	9	0	0	0	0
Oregon	1	11	0	11	3	42	0	45
at Northwestern	3	31	0	12	0	0	0	0
Illinois	1	10	0	10	3	42	0	27
at Indiana	0	0	0	0	4	25	0	15
Purdue	3	69	1	40	1	0	0	0
at Wisconsin	1	14	0	14	4	36	0	15
at Ohio State	0	0	0	0	0	0	0	0
Minnesota	3	35	0	29	3	-1	0	7
Maryland								
at Iowa								
Totals	13	179	1	40	18	144	0	45

CAREER SINGLE-GAME HIGHS

- » Receptions - 8 vs. USC (2014 Holiday Bowl)
- » Receiving Yards - 102 vs. USC (2014 Holiday Bowl)
- » Receiving TDs - 1, six times

2016 SINGLE-GAME HIGHS

- » Receptions - 3 at Northwestern, vs. Purdue, Minnesota
- » Receiving Yards - 69 vs. Purdue
- » Receiving TDs - 1 vs. Purdue
- » Punt Return Yards - 42 vs. Oregon, vs. Illinois
- » Punt Return TDs - 0
- » All-Purpose Yards - 69 vs. Purdue

- » Punt Return Yards - 150 at Fresno State
- » Punt Return TDs - 1, three times

- » All-Purpose Yards - 150, twice

2016 SEASON NOTES

- » Had a 45-yard punt return in the second quarter against Oregon to set up a Nebraska touchdown. His 45-yard return was the 10th return of his career of at least 25 yards. Added his 11th with a 27-yard return against Illinois. Had eight returns of 25 yards or more in 2014, one in 2015 and two this season.
- » Caught a season-high 40-yard pass for his first touchdown of the season against Purdue. Was the longest reception since his freshman season, when he caught a career-long 46 yard pass at Northwestern in 2014. Had three receptions for a season-high 69 receiving yards against the Boilermakers.



#15 MICHAEL ROSE-IVEY • Sr. • LB

KANSAS CITY, MO.
ROCKHURST HS

CAREER STATS

Year	G/S	Tackles					Fum.				QB Hry.
		UT	AT	TT	TFL	Sacks	C-R	BK	PBU	INT	
2012		Redshirt									
2013	12/7	39	27	66	6-8	0.0-0	0-0	0	1	0	2
2014		Injured--Did Not Play									
2015	7/3	11	16	27	3-3	0.0-0	0-0	0	1	0	1
2016	10/4	19	29	48	6-9	0.5-4	0-0	0	0	0	0
Totals	29/14	69	72	141	15-20	0.5-4	0-0	0	2	0	3

CAREER HONORS

- » Big Ten All-Freshman Team (BTN, 2013)
- » Nebraska Freshman Tackle Record (66, 2013)
- » Academic All-Big Ten (2013)
- » Nebraska Scholar-Athlete Honor Roll (Fall, 2012)
- » Nebraska Student-Athlete HERO Leadership Award (2013)
- » Brook Berringer Citizenship Team (2013)

2016 SEASON NOTES

- » Shared first career sack against Wyoming.
- » Season-high eight tackles at Wisconsin.

2016 GAME-BY-GAME

Opponent	--Tackles--		-Sacks-		FF-FR-Yds	Int-Yds	PBU	QBH
	UT-AT-TT	TFL-Yds	No-Yds					
Fresno State	0-1-1	0-0	0.0-0	0.0-0	0-0-0	0-0	0	0
Wyoming	2-3-5	1-4	0.5-4	0.0-0	0-0-0	0-0	0	0
Oregon	4-2-6	1-3	0.0-0	0.0-0	0-0-0	0-0	0	0
at Northwestern	0-2-2	1-0	0.0-0	0.0-0	0-0-0	0-0	0	0
Illinois	1-5-6	1-1	0.0-0	0.0-0	0-0-0	0-0	0	0
at Indiana	1-3-4	1-0	0.0-0	0.0-0	0-0-0	0-0	0	0
Purdue	1-3-4	0-0	0.0-0	0.0-0	0-0-0	0-0	0	0
at Wisconsin	6-2-8	0-0	0.0-0	0.0-0	0-0-0	0-0	0	0
at Ohio State	4-4-8	1-1	0.0-0	0.0-0	0-0-0	0-0	0	0
Minnesota	0-4-4	0-0	0.0-0	0.0-0	0-0-0	0-0	0	0
Maryland								
at Iowa								
Totals	19-29-48	6-9	0.5-4	0.0-0	0-0	0-0	0	0

CAREER SINGLE-GAME HIGHS

- » Tackles – 17 vs. Iowa (2013)
- » Solo Tackles – 8 vs. Iowa (2013)
- » Tackles for Loss – 4 vs. Iowa (2013)
- » Sacks – 0.5 vs. Wyoming (2016)

2016 SINGLE-GAME HIGHS

- » Tackles – 8 at Wisconsin, at Ohio State
- » Tackles for Loss – 1, five times
- » Sacks – 0.5 vs. Wyoming



#16 ANTONIO REED • So. • S

MEMPHIS, TENN.
SOUTHAVEN HS

CAREER STATS

Year	G/S	Tackles					Fum.				QB Hry.
		UT	AT	TT	TFL	Sacks	C-R	BK	PBU	INT	
2015	13/0	9	1	10	0-0	0.0-0	2-0	0	0	0	0
2016	8/0	7	5	12	0-0	0.0-0	0-0	0	1	0	1
Totals	21/0	16	6	22	0-0	0.0-0	2-0	0	1	0	1

2016 SEASON NOTES

»

CAREER SINGLE-GAME HIGHS

- » Tackles – 4 vs. UCLA (2015)
- » Tackles for Loss – 0
- » Pass Breakups – 1 vs. Purdue (2016)
- » Interceptions – 0

2016 SINGLE-GAME HIGHS

- » Tackles – 3 at Northwestern
- » Tackles for Loss – 0
- » Pass Breakups – 1 vs. Purdue
- » Interceptions – 0



#17 RYKER FYFE • Sr. • QB

GRAND ISLAND, NEB.
GRAND ISLAND HS

CAREER STATS

Passing

Year	G/GS	Comp-Att-Int	Pct.	Yds.	Y/G	LP	TD	Eff.R.
2012		Redshirt						
2013	1/0	1-1-0	100.0	5	5.0	5	0	140.03
2014	7/0	4-10-0	40.0	40	5.7	12	1	106.60
2015	2/1	34-55-5	61.8	440	220.0	52	5	140.84
2016	5/0	7-24-1	29.2	93	18.6	35	1	67.13
Totals	15/1	46-90-6	54.4	578	38.5	52	7	117.39

CAREER HONORS

- » Nebraska Scholar-Athlete Honor Roll (Fall, 2012)
- » Brook Berringer Citizenship Team (2013)
- » Nebraska Student-Athlete HERO Leadership Award (2013)

2016 SEASON NOTES

- » Threw a 35-yard touchdown pass on his only attempt against Wyoming.
- » Saw significant time against Ohio State after replacing Tommy Armstrong Jr., who was injured in the second quarter.

CAREER SINGLE-GAME HIGHS

- Passing**
- » Attempts – 48 at Purdue (2015)
 - » Completions – 29 at Purdue (2015)
 - » Yards – 407 at Purdue (2015)
 - » Touchdowns – 4 at Purdue (2015)

- Rushing**
- » Rushes – 7 at Purdue (2015)
 - » Yards – 29 vs. Florida Atlantic (2014)

2016 SINGLE-GAME HIGHS

- Passing**
- » Attempts – 18 at Ohio State
 - » Completions – 5 at Ohio State
 - » Yards – 52 at Ohio State
 - » Touchdowns – 1 vs. Wyoming

- Rushing**
- » Rushes – 1 vs. Fresno State
 - » Yards – 5 vs. Fresno State

Rushing

Year	G/S	Att.	Gain	Loss	Net	Y/A	Y/G	Long	TDs
2012		Redshirt							
2013	1/0	1	3	0	3	3.0	3.0	3 vs. S. Dakota St.	0
2014	7/0	7	52	5	47	6.7	6.7	15 vs. Fla. Atlantic	0
2015	2/1	7	15	50	-35	-5.0	-17.5	7 at Purdue	0
2016	5/0	2	5	6	-1	-0.5	-0.2	5 vs. Fresno State	0
Totals	15/1	17	75	61	14	0.8	0.9	15 vs. Fla. Atlantic	0



#18 TRE BRYANT • Fr. • IB

ST. LOUIS, MO.
CHRISTIAN BROTHERS COLLEGE

CAREER STATS

Rushing									
Year	G/S	Att.	Gain	Loss	Net	Y/A	Y/G	Long	TDs
2016	10/0	19	80	5	75	3.9	7.5	13 vs. Fresno State	1
Totals	10/0	19	80	5	75	3.9	7.5	13 vs. Fresno State	1

Kick Returns									
Year	G/S	No.	Yds.	Y/R	Y/G	Long	TDs		
2016	10/0	20	442	22.1	44.2	59 vs. Purdue	0		
Totals	10/0	20	442	22.1	44.2	59 vs. Purdue	0		

2016 SEASON NOTES

- » Had first career rushing touchdown in season-opening win over Fresno State.
- » Had a 59-yard kickoff return to open the second half against Purdue. The 59-yard return was a season-long for Nebraska and the longest by a Husker since Ameer Abdullah had a 76-yard kickoff return against Rutgers in 2014.
- » Had a 35-yard touchdown reception in the second quarter against Minnesota. The catch was Bryant's first career touchdown reception and he entered the game with just two receptions for zero yard.

2016 GAME-BY-GAME

Opponent	----- Rushing -----				----- Kick Returns -----			
	No.	Yds	TD	Lg	No.	Yds	TD	Lg
Fresno State	5	36	1	13	1	32	0	32
Wyoming	7	34	0	11	2	41	0	24
Oregon	1	4	0	4	1	19	0	19
at Northwestern	0	0	0	0	1	21	0	21
Illinois	0	0	0	0	1	30	0	30
at Indiana	5	1	0	2	3	62	0	24
Purdue	0	0	0	0	1	59	0	59
at Wisconsin	0	0	0	0	2	34	0	19
at Ohio State	0	0	0	0	7	124	0	24
Minnesota	1	0	0	0	1	20	0	20
Maryland								
at Iowa								
Totals	19	75	1	13	20	442	0	59

2016 SINGLE-GAME HIGHS

- » Rushes – 5 vs. Fresno State
- » Rushing Yards – 36 vs. Fresno State
- » Rushing TDs – 1 vs. Fresno State
- » Receiving TDs – 1 vs. Minnesota
- » Kick Return Yards – 124 at Ohio State
- » Kick Return TDs – 0
- » All-Purpose Yards – 124 at Ohio State



#21 MIKALE WILBON • So. • IB

CHICAGO, ILL.
DE LA SALLE INSTITUTE

CAREER STATS

Year	G/S	Att.	Gain	Loss	Net	Y/A	Y/G	Long	TDs
2014									
2015	4/0	9	42	7	35	3.9	8.8	19 vs. South Alabama	0
2016	9/0	14	91	1	90	6.4	10.0	32 at Northwestern	0
Totals	13/0	23	133	8	125	5.4	9.6	32 at Northwestern	0

CAREER HONORS

- » 2014 Nebraska Offensive Scout Team MVP

2016 SEASON NOTES

»

CAREER SINGLE-GAME HIGHS

- » Rushes - 6 vs. BYU (2015), at Northwestern (2016)
- » Rushing Yards – 55 at Northwestern (2016)
- » Rushing Touchdowns - 0

2016 SINGLE-GAME HIGHS

- » Rushes - 6 at Northwestern
- » Rushing Yards – 55 at Northwestern
- » Rushing Touchdowns – 0



#22 DEVINE OZIGBO • So. • IB

SACHSE, TEXAS
SACHSE HS

CAREER STATS

Year	G/S	Att.	Gain	Loss	Net	Y/A	Y/G	Long	TDs
2015	11/0	38	212	3	209	5.5	19.0	31 at Illinois	1
2016	9/1	90	363	17	346	4.1	44.1	35 vs. Illinois	5
Totals	20/1	128	575	20	555	4.5	29.6	35 at Illinois	6

2016 SEASON NOTES

- » Rushed 17 times for a career-high 103 yards and a career-best two touchdowns against Fresno State. Had one rushing touchdown last season as a true freshman.
- » Made first career start against Wyoming. Rushed for 44 yards and one touchdown on 15 carries. Also caught a 39-yard pass.
- » Ran for 95 yards and one touchdown on a career-high 21 carries against Oregon.
- » Had a 37-yard reception against Illinois, his second reception of over 30 yards this season.

CAREER SINGLE-GAME HIGHS


- » Rushes - 21 vs. Oregon (2016)
- » Rushing Yards – 103 vs. Fresno State (2016)
- » Rushing Touchdowns – 2 vs. Fresno State (2016)

2016 SINGLE-GAME HIGHS

- » Rushes - 21 vs. Oregon
- » Rushing Yards – 103 vs. Fresno State
- » Rushing Touchdowns – 2 vs. Fresno State

2016 GAME-BY-GAME

Opponent	----- Rushing -----				----- Receiving -----			
	No.	Yds	TD	Lg	No.	Yds	TD	Lg
Fresno State	17	103	2	17	1	5	0	5
Wyoming	15	44	1	9	1	39	0	39
Oregon	21	95	1	12	1	8	0	8
at Northwestern	13	41	0	15	0	0	0	0
Illinois	10	35	0	35	1	37	0	37
at Indiana	1	2	0	2	0	0	0	0
Purdue	0	0	0	0	0	0	0	0
at Wisconsin	10	33	1	16	0	0	0	0
at Ohio State	3	-7	0	0	0	0	0	0
Minnesota								
Maryland								
at Iowa								
Totals	90	346	5	35	4	89	0	39



#24 AARON WILLIAMS • So. • S

ATLANTA, GA.
CARVER HS

CAREER STATS

Year	G/S	-----Tackles-----					Fum.			QB	
		UT	AT	TT	TFL	Sacks	C-R	BK	PBU	INT	Hry.
2015	13/3	17	7	24	3-9	0.0-0	0-0	0	0	0	0
2016	9/8	23	25	48	4-16	1.0-13	0-0	0	5	3	0
Totals	22/11	40	31	72	7-25	1.0-13	0-0	0	5	3	0

CAREER HONORS

» Nebraska Scholar-Athlete Honor Roll (Spring, 2015)

2016 SEASON NOTES

» Had his first career interception against Wyoming.
 » Career-high 11 tackles vs. Minnesota
 » Notched his second career interception at Northwestern.
 » Had a 13-yard sack in the third quarter at Indiana, marking his first career sack. Also sealed the win with a fourth-quarter interception, his third interception this season.

CAREER SINGLE-GAME HIGHS

» Tackles - 11 vs. Minnesota (2016)
 » Tackles for Loss - 1, seven times
 » Sacks - 1.0 at Indiana (2016)
 » Pass Breakups - 1, five times
 » Interceptions - 1 vs. Wyoming, at Northwestern, at Indiana (all in 2016)

2016 SINGLE-GAME HIGHS

» Tackles - 11 vs. Minnesota
 » Tackles for Loss - 1, four times
 » Sacks - 1.0 at Indiana
 » Pass Breakups - 1, five times
 » Interceptions - 1 vs. Wyoming, at Northwestern, at Indiana

2016 GAME-BY-GAME

Opponent	--Tackles--		-Sacks-		FF-FR-Yds	Int-Yds	PBU	QBH
	UT-AT-TT	TFL-Yds	No-Yds	FF-FR-Yds				
Fresno State	3-2-5	1-1	0.0-0	0.0-0	0-0	0-0	1	0
Wyoming	0-0-0	0-0	0.0-0	0.0-0	1-0	1	0	0
Oregon	0-4-4	0-0	0.0-0	0.0-0	0-0	0	0	0
at Northwestern	5-2-7	1-2	0.0-0	0.0-0	1-0	1	0	0
Illinois	0-3-3	0-0	0.0-0	0.0-0	0-0	1	0	0
at Indiana	2-0-2	1-13	1.0-13	0.0-0	1-0	0	0	0
Purdue	1-2-3	0-0	0.0-0	0.0-0	0-0	0	0	0
at Wisconsin	4-1-5	0-0	0.0-0	0.0-0	0-0	0	0	0
at Ohio State	3-5-8	0-0	0.0-0	0.0-0	0-0	0	0	0
Minnesota	5-6-11	1-0	0.0-0	0.0-0	0-0	1	0	0
Maryland at Iowa								
Totals	23-25-48	4-16	1.0-13	0.0-0	3-0	5	0	



#25 NATE GERRY • Sr. • S

SIOUX FALLS, S.D.
WASHINGTON HS

CAREER STATS

Year	G/S	-----Tackles-----					Fum.			QB	
		UT	AT	TT	TFL	Sacks	C-R	BK	PBU	INT	Hry.
2013	13/3	18	14	32	2-3	0.0-0	0-0	0	0	0	1
2014	13/13	49	39	88	7-9	0.5-2	2-1	0	4	5	3
2015	13/13	49	30	79	3-12	1.0-9	1-0	0	7	4	0
2016	9/9	41	23	64	7-7	0.5-1	0-0	0	7	4	1
Totals	48/38	157	106	263	19-31	2.0-12	3-1	0	18	13	5

CAREER HONORS

» 2015, 2016 Team Captain
 » Bednarik Award Semifinalist (2016)
 » Third-Team All-Big Ten (Media, 2015)
 » 2015 Lott Trophy Watch List
 » Second-Team All-Big Ten (Media, 2014)
 » Honorable-Mention All-Big Ten (Coaches, 2014, 2015)
 » Big Ten Defensive Player of the Week (Iowa, 2014; Wyoming, 2016)
 » Nebraska Defensive Co-MVP (2014)
 » Honorable-Mention Big Ten All-Freshman Team (BTN, 2013)
 » Brook Berringer Citizenship Team (2016)
 » Tom Osborne Citizenship Team (2016)

2016 SEASON NOTES

» Intercepted a pair of passes in the fourth quarter against Wyoming, marking his 10th and 11th career interceptions.
 » Topped 200 career total tackles against Wyoming. The fifth Husker defensive back to record 200 career tackles.
 » Five tackles against Minnesota, giving him 263 career tackles and moving him within 10 tackles of the top five on the NU career list. Is also 24 tackles from the school record for defensive backs, held by Mike Brown who had 287 tackles from 1996 to 1999.
 » Had two fourth quarter interceptions at Wisconsin, giving him 13 for his career. Moved into a tie for second with Josh Bullocks on the Nebraska career interceptions list. He trails only Dana Stephenson (14) on the list.

CAREER SINGLE-GAME HIGHS

» Tackles - 15 at Iowa (2014)
 » Tackles for Loss - 4 at Purdue (2013)
 » Pass Breakups - 2, five times
 » Interceptions - 2 vs. Wyoming (2016), at Wisconsin (2016)
 » Long Interception Return - 54 vs. Illinois (2014)

2016 SINGLE-GAME HIGHS

» Tackles - 9 vs. Oregon, at Ohio State
 » Tackles for Loss - 2 vs. Oregon, at Northwestern
 » Pass Breakups - 2 at Northwestern
 » Interceptions - 2 vs. Wyoming, at Wisconsin.

2016 GAME-BY-GAME

Opponent	--Tackles--		-Sacks-		FF-FR-Yds	Int-Yds	PBU	QBH
	UT-AT-TT	TFL-Yds	No-Yds	FF-FR-Yds				
Fresno State	-- Did Not Play --							
Wyoming	4-3-7	1-1	0.0-0	0.0-0	2-8	1	0	0
Oregon	4-5-9	2-2	0.0-0	0.0-0	0-0	1	0	0
at Northwestern	5-3-8	2-2	0.5-1	0.0-0	0-0	2	0	0
Illinois	3-2-5	0-0	0.0-0	0.0-0	0-0	0	0	0
at Indiana	6-2-8	2-2	0.0-0	0.0-0	0-0	0	1	0
Purdue	2-4-6	0-0	0.0-0	0.0-0	0-0	1	0	0
at Wisconsin	7-0-7	0-0	0.0-0	0.0-0	2-10	1	0	0
at Ohio State	9-0-9	0-0	0.0-0	0.0-0	0-0	0	0	0
Minnesota	1-4-5	0-0	0.0-0	0.0-0	0-0	1	0	0
Maryland at Iowa								
Totals	41-23-64	7-7	0.5-1	0.0-0	4-18	7	1	



#26 KIERON WILLIAMS • Jr. • S

SHREVEPORT, LA.
AIR FORCE PREP/C.E. BYRD HS

CAREER STATS

Year	G/S	Tackles					Fum.					QB Hry.
		UT	AT	TT	TFL	Sacks	C-R	BK	PBU	INT		
2014	13/0	4	5	9	1-1	0.0-0	0-0	3	0	0	0	
2015	13/0	5	2	7	0-0	0.0-0	0-0	0	0	0	0	
2016	10/8	36	22	58	3-2	0.0-0	0-0	0	2	5	0	
Totals	36/8	45	29	74	4-3	0.0-0	0-0	3	2	5	0	

CAREER HONORS

- » Brook Berringer Citizenship Team (2015, 2016)
- » Tom Osborne Citizenship Team (2015, 2016)

2016 SEASON NOTES

- » Had a career-high 10 tackles and his first career interception against Fresno State. Matched it with 10 solo stops at Indiana.
- » Had a 23-yard interception return for a touchdown against Wyoming. Was Nebraska's first INT for a touchdown since Joshua Kalu had a 41-yard pick-six at Minnesota in 2015.
- » Had an interception on the first play of the game against Purdue and a pick in the fourth quarter to help seal the win.
- » Sealed a NU win with a fourth-quarter interception against Minnesota, his team-high fifth of the season.

CAREER SINGLE-GAME HIGHS

- » Tackles - 10 vs. Fresno State (2016), at Indiana (2016)
- » Tackles for Loss - 1, four times
- » Pass Breakups - 1 vs. Oregon (2016)
- » Interceptions - 2 vs. Purdue (2016)

2016 SINGLE-GAME HIGHS

- » Tackles - 10 vs. Fresno State, at Indiana
- » Tackles for Loss - 1 vs. Fresno State, at Indiana, vs. Purdue
- » Pass Breakups - 1 vs. Oregon
- » Interceptions - 2 vs. Purdue

2016 GAME-BY-GAME

Opponent	--Tackles--		-Sacks-		FF-FR-Yds	Int-Yds	PBU	QBH
	UT-AT-TT	TFL-Yds	No-Yds					
Fresno State	6-4-10	1-0	0.0-0	0.0-0	0-0-0	1-8	0	0
Wyoming	4-1-5	0-0	0.0-0	0.0-0	0-0-0	1-23	0	0
Oregon	3-4-7	0-0	0.0-0	0.0-0	0-0-0	0	1	0
at Northwestern	5-3-8	0-0	0.0-0	0.0-0	0-0-0	0	0	0
Illinois	0-3-3	0-0	0.0-0	0.0-0	0-0-0	0	0	0
at Indiana	10-0-10	1-1	0.0-0	0.0-0	0-0-0	0	0	0
Purdue	2-2-4	1-1	0.0-0	0.0-0	0-0-0	2-1	1	0
at Wisconsin	2-0-2	0-0	0.0-0	0.0-0	0-0-0	0-0	0	0
at Ohio State	3-1-4	0-0	0.0-0	0.0-0	0-0-0	0-0	0	0
Minnesota	1-4-5	0-0	0.0-0	0.0-0	0-0-0	1-12	0	0
Maryland at Iowa								
Totals	36-22-58	3-2	0.0-0	0.0-0	0-0-0	5-44	2	0



#34 DREW BROWN • Jr. • PK

SOUTHLAKE, TEXAS
SOUTHLAKE CARROLL HS

CAREER STATS

Year	G/S	PAT	FG	Pct.	TP	PPG	0-19	20-29	30-39	40-49	50+	Lg
2014	13/13	59/59	14/21	66.7	101	7.8	1-1	4-5	7-8	2-6	0-1	44
2015	13/13	45/47	21/27	77.8	107	8.2	0-0	6-7	2-3	12-14	1-3	50
2016	10/10	34/34	10/12	83.3	64	6.4	0-0	4-4	3-3	2-3	1-2	51
Totals	36/36	138/140	45/60	75.0	272	7.6	1-1	14-16	12-14	16-23	2-6	51

2016 GAME-BY-GAME

Opponent	XP-ATT	FG-ATT	Lg	Blk	Pts
Fresno State	4-4	0-0	0	0	4
Wyoming	7-7	1-1	29	0	10
Oregon	5-5	0-0	0	0	5
at Northwestern	3-3	1-1	23	0	6
Illinois	4-4	1-2	29	0	7
at Indiana	3-3	2-2	40	0	9
Purdue	3-3	2-3	51	0	9
at Wisconsin	2-2	1-1	35	0	5
at Ohio State	0-0	1-1	20	0	3
Minnesota	3-3	1-1	46	0	6
Maryland at Iowa					
Totals	34-34	10-12	51	0	64

CAREER HONORS

- » Second-Team All-Big Ten (Media, AP, 2015)
- » Honorable-Mention All-Big Ten (Coaches, 2015)
- » Two-Time Nebraska Scholar-Athlete Honor Roll
- » Brook Berringer Citizenship Team (2015, 2016)
- » Tom Osborne Citizenship Team (2015, 2016)

CAREER SINGLE-GAME HIGHS

- » FGs - 5 vs. Southern Miss (2015)
- » Long FG - 51 vs. Purdue (2016)
- » PATs - 7 at Fresno State (2014), vs. Wyoming (2016)

2016 SINGLE-GAME HIGHS

- » FGs - 2 at Indiana, vs. Purdue
- » Long FG - 51 vs. Purdue
- » PATs - 7 vs. Wyoming

2016 SEASON NOTES

- » Missed a 56-yard field goal in the second quarter against Illinois, ending his streak of 13 consecutive field goals made.
- » Connected on a 40-yard field goal and a 39-yard field goal at Indiana. The second field goal was the 40th of his career, making Brown the fourth Husker with 40 career field goals.
- » Connected on a career-long 51-yard field goal in the fourth quarter against Purdue, bettering his 50-yard field goal against Southern Miss in 2015.
- » Made a 20-yard field goal at Ohio State, giving him 44 in his career, good for sole possession of third place in school history.
- » Connected on a 46-yard field goal in the first quarter against Minnesota, marking his 45th career field goal. Scored six points against the Gophers, pushing his career scoring total to 272, moving him past Ahman Green (270 points) into seventh place on the Nebraska career scoring list.



#34 TERRELL NEWBY • Sr. • IB

LOS ANGELES, CALIF.
CHAMINADE HS

CAREER STATS

Year	G/S	Att.	Gain	Loss	Net	Y/A	Y/G	Long	TDs
2013	13/0	54	302	4	298	5.5	24.8	23 at Purdue	2
2014	13/0	67	302	5	297	4.4	22.8	43 vs. Florida Atlantic	5
2015	13/8	147	786	21	765	5.2	58.8	69 at Minnesota	5
2016	10/9	149	748	21	727	4.9	72.7	63 vs. Illinois	4
Totals	49/17	417	2,138	51	2,087	5.0	42.6	69 at Minnesota	16

CAREER HONORS

- » Big Ten Player of the Week (vs. South Alabama, 2015)
- » Brook Berringer Citizenship Team (2015)
- » Tom Osborne Citizenship Team (2015)

2016 SEASON NOTES

- » Enters Saturday with 2,087 career rushing yards, ranking 28th all-time at Nebraska.
- » Carried 16 times for 113 yards in the fourth quarter against Illinois to finish with 27 carries for 140 yards and two touchdowns. It was his third career 100-yard rushing game and his second highest totals for both carries and yardage in his career. He had career highs of 28 carries for 198 yards last season against South Alabama. Had a 63-yard touchdown run in the fourth quarter, NU's longest run from scrimmage this season.
- » Had a 49-yard run at Northwestern, the second-longest run by a Husker in 2016.
- » Had 102 yards and a touchdown on 22 carries at Indiana, marking his second straight 100-yard rushing game and the fourth of his career. On Nebraska's fourth-quarter drive that resulted in a field goal, Newby carried the ball nine times for 49 yards.
- » Ran for 82 yards on 22 carries against Purdue, including 65 yards on 10 carries in the fourth quarter.
- » Had a 31-yard touchdown reception against Minnesota, marking a career long reception. His previous long was 30 yards against South Alabama in 2015. The touchdown catch was the second of Newby's career. Also rushed for 85 yards on 16 carries, including 60 yards in the fourth quarter on nine carries.

CAREER SINGLE-GAME HIGHS

- » Rushes – 28 vs. South Alabama (2015)
- » Rushing Yards – 198 vs. South Alabama (2015)
- » Rushing Touchdowns – 2, five times

2016 SINGLE-GAME HIGHS

- » Rushes – 27 vs. Illinois
- » Rushing Yards – 140 vs. Illinois
- » Rushing Touchdowns – 2 vs. Illinois

2016 GAME-BY-GAME

Opponent	----- Rushing -----				----- Receiving -----			
	No.	Yds	TD	Lg	No.	Yds	TD	Lg
Fresno State	11	56	0	12	0	0	0	0
Wyoming	4	20	0	7	4	27	0	11
Oregon	7	42	0	19	0	0	0	0
at Northwestern	10	69	1	49	2	14	0	14
Illinois	27	140	2	63	2	26	0	21
at Indiana	22	102	1	18	1	1	0	1
Purdue	22	82	0	25	2	21	0	15
at Wisconsin	17	77	0	19	1	0	0	0
at Ohio State	13	54	0	17	0	0	0	0
Minnesota	16	85	0	25	1	31	1	31
Maryland at Iowa								
Totals	149	727	4	63	13	120	1	31



#35 CALEB LIGHTBOURN • Fr. • P

WASHOUGAL, WASH.
CAMAS HS

CAREER STATS

Year	G/S	No.	Yds.	Avg.	Long	TB	I20	Blk.
2016	9/9	43	1,693	39.4	58	4	16	2
Totals	9/9	43	1,693	39.4	58	4	16	2

2016 GAME-BY-GAME

Opponent	No.	Yds	Avg	Lg	Blkd	TB	I20
Fresno State	4	145	36.2	43	1	0	0
Wyoming	3	94	31.3	44	0	0	1
Oregon	5	236	47.2	58	0	0	3
at Northwestern	5	193	38.6	47	0	2	1
Illinois	0	0	0.0	0	0	0	0
at Indiana	5	189	37.8	45	1	1	2
Purdue	4	172	43.0	56	1	0	3
at Wisconsin	7	291	41.6	51	0	1	3
at Ohio State	6	251	41.8	53	0	0	3
Minnesota	4	122	30.5	44	0	0	0
Maryland at Iowa							
Totals	43	1,693	39.4	58	3	4	16

CAREER HONORS

- » Big Ten Freshman of the Week (Oregon, 2015)

2016 SEASON NOTES

- » Averaged 47.2 yards on five punts against Oregon. Pinned the Ducks inside their 20 three times, including inside their five-yard line once.
- » Averaged 43.0 yards on four punts against Purdue, with a season-high three punts downed inside the 20, with all three inside the Boilermaker 10-yard line.
- » Averaged 41.6 yards on seven punts at Wisconsin, with three punts downed inside the Badger 20-yard line. The three punts downed inside the 20 tied his season high set against Oregon and Purdue.
- » Put three punts inside the Buckeyes' 20-yard line, his third straight game with three punts inside the opponent's 20.

2016 SINGLE-GAME HIGHS

- » Long Punt – 58 vs. Oregon
- » Single-Game Average – 47.2 vs. Oregon
- » Punts Downed Inside Opponent 20 – 3 vs. Oregon, vs. Purdue, at Wisconsin, at Ohio State



#41 LUKE McNITT • RFr. • FB

KEARNEY, NEB.
NEBRASKA-KEARNEY/KEARNEY HS

CAREER STATS

Year	G/S	Att.	Gain	Loss	Net	Y/A	Y/G	Long	TDs
2014		Redshirt							
2015	5/0	0	0	0	0	0.0	0.0	0	0
2016	10/2	0	0	0	0	0.0	0.0	0	0
Totals	15/2	0	0	0	0	0.0	0.0	0	0

CAREER HONORS

» Academic All-Big Ten (2015)

2016 SEASON NOTES

» Made first career start against Oregon.
» Recovered a fumble on special teams at Ohio State.

2016 SINGLE-GAME HIGHS

» Rushes - 0
» Rushing Yards - 0
» Rushing Touchdowns - 0
» Rushing Touchdowns - 0

» Single Game High Tackles - 2 vs. Fresno State
» Season Total Tackles - 8



#42 TREY FOSTER • Sr. • TE

LINCOLN, NEB.
SOUTHEAST HS

CAREER STATS

Year	G/S	No.	Yds.	Y/R	Y/G	Long	TDs
2012		Redshirt					
2013	6/0	1	9	9.0	1.5	9 at Purdue	0
2014	8/1	1	6	6.0	0.8	6 vs. Northwestern	0
2015	10/0	1	9	9.0	0.9	9 vs. BYU	1
2016	10/0	1	6	6.0	0.6	6 vs. Illinois	1
Totals	34/1	4	30	7.5	0.9	9 at Purdue, vs. BYU	2

CAREER HONORS

» Two-Time Nebraska Scholar-Athlete Honor Roll
» Brook Berringer Citizenship Team (2013, 2015, 2016)
» Tom Osborne Citizenship Team (2015, 2016)
» Nebraska Student-Athlete HERO Leadership Award (2013, 2015)

2016 SEASON NOTES


» Caught a six-yard touchdown pass against Illinois, his second career touchdown.

CAREER SINGLE-GAME HIGHS

» Receptions - 1, three times
» Receiving Yards - 9 at Purdue (2013), vs. BYU (2015)
» Touchdowns - 1 vs. BYU (2015), vs. Illinois (2016)

2016 SINGLE-GAME HIGHS

» Receptions - 1 vs. Illinois
» Receiving Yards - 6 vs. Illinois
» Touchdowns - 1 vs. Illinois



#44 MICK STOLTENBERG • So. • DL

GRETNA, NEB.
GRETNA HS

CAREER STATS

Year	G/S	Tackles					Fum.				QB Hry.
		UT	AT	TT	TFL	Sacks	C-R	BK	PBU	INT	
2014		Reshirt									
2015	9/0	2	0	2	1-6	1.0-6	0-1	0	0	0	0
2016	9/6	7	14	21	3-6	1.5-5	0-0	0	0	0	1
Totals	18/6	9	14	23	4-12	2.5-11	0-1	0	0	0	1

CAREER HONORS

» CoSIDA Academic All-District VII (2016)
» Three-Time Nebraska Scholar-Athlete Honor Roll

2016 SEASON NOTES

» Set a career high with two TFLs at Northwestern.
» Career-high six tackles at Wisconsin, including a three-yard sack.

2016 GAME-BY-GAME

Opponent	Tackles		TFL-Yds	Sacks	FF-FR-Yds	Int-Yds	PBU	QBH
	UT-AT	TT						
Fresno State	1-1	2	0-0	0.0-0	0-0-0	0-0	0	0
Wyoming	-- Did Not Play Due to Injury--							
Oregon	0-1	1	0-0	0.0-0	0-0-0	0-0	0	0
at Northwestern	1-1	2	2-3	0.5-2	0-0-0	0-0	0	0
Illinois	0-2	2	0-0	0.0-0	0-0-0	0-0	0	0
at Indiana	0-0	0	0-0	0.0-0	0-0-0	0-0	0	0
Purdue	1-2	3	0-0	0.0-0	0-0-0	0-0	0	1
at Wisconsin	2-4	6	1-3	1.0-3	0-0-0	0-0	0	0
at Ohio State	0-1	1	0-0	0.0-0	0-0-0	0-0	0	0
Minnesota	2-2	4	0-0	0.0-0	0-0-0	0-0	0	0
Maryland								
at Iowa								
Totals	7-14	21	3-6	1.5-5	0-0-0	0-0	0	1

CAREER SINGLE-GAME HIGHS

» Tackles - 6 at Wisconsin (2016)
» Tackles for Loss - 2 at Northwestern (2016)
» Sacks - 1 vs. South Alabama (2015), at Wisconsin (2016)

2016 SINGLE-GAME HIGHS

» Tackles - 6 at Wisconsin
» Tackles for Loss - 2 at Northwestern
» Sacks - 1.0 at Wisconsin



#49 CHRIS WEBER • Jr. • LB

ELKHORN, NEB.
ELKHORN HS

CAREER STATS

Year	G/S	Tackles					Fum.				QB Hry.
		UT	AT	TT	TFL	Sacks	C-R	BK	PBU	INT	
2013		Reshirt									
2014	13/0	3	3	6	0-0	0.0-0	0-0	0	0	0	0
2015	10/4	19	30	49	5-10	0.0-0	0-1	0	2	0	2
2016	10/0	5	9	14	1-1	0.0-0	0-0	0	0	0	0
Totals	33/4	27	42	69	6-11	0.0-0	0-1	0	2	0	2

CAREER HONORS

» Big Ten Distinguished Scholar (2015)
» CoSIDA Academic All-District VII (2015, 2016)
» Academic All-Big Ten (2014, 2015)
» Nebraska Walk-On of the Year (2015)
» Six-Time Nebraska Scholar-Athlete Honor Roll
» Brook Berringer Citizenship Team (2014, 2015, 2016)
» Tom Osborne Citizenship Team (2014, 2015, 2016)

CAREER SINGLE-GAME HIGHS

» Tackles - 17 at Illinois (2015)
» Tackles for Loss - 3 at Illinois (2015)
» Sacks - 0

2016 SINGLE-GAME HIGHS

» Tackles - 5 at Ohio State
» Tackles for Loss - 1 at Ohio State
» Sacks - 0

2016 SEASON NOTES

» Season-high five tackles at Ohio State.



#52 JOSH BANDERAS • Sr. • LB

LINCOLN, NEB.
SOUTHWEST HS

CAREER STATS

Year	G/S	Tackles				TFL	Sacks	Fum.			INT	QB Hry.
		UT	AT	TT				C-R	BK	PBU		
2013	13/4	12	16	28	3-9	2.0-8	0-0	0	1	0	1	
2014	12/6	19	31	50	2-5	0.0-0	0-0	0	0	0	1	
2015	9/9	34	27	61	7-10	0.0-0	0-0	0	2	0	1	
2016	10/9	33	38	71	5-5	0.0-0	0-0	0	0	0	3	
Totals	44/28	98	112	210	17-29	2.0-8	0-0	0	3	0	6	

CAREER HONORS

- » 2016 Team Captain
- » True Freshman All-American (247 Sports, 2013)
- » Honorable-Mention Big Ten All-Freshman Team (BTN, 2013)
- » Four-Time Nebraska Scholar-Athlete Honor Roll
- » Nebraska Student-Athlete HERO Leadership Award (2016)
- » Brook Berringer Citizenship Team (2014, 2016)
- » Tom Osborne Citizenship Team (2014, 2016)

2016 GAME-BY-GAME

Opponent	Tackles		TFL-Yds	Sacks	FF-FR-Yds	Int-Yds	PBU	QBH
	UT-AT-TT	No-Yds						
Fresno State	1-1-2	0-0	0.0-0	0.0-0	0-0-0	0-0	0	0
Wyoming	2-5-7	0-0	0.0-0	0.0-0	0-0-0	0-0	0	1
Oregon	2-3-5	1-1	0.0-0	0.0-0	0-0-0	0-0	0	0
at Northwestern	2-2-4	0-0	0.0-0	0.0-0	0-0-0	0-0	0	1
Illinois	1-0-1	0-0	0.0-0	0.0-0	0-0-0	0-0	0	0
at Indiana	8-3-11	1-1	0.0-0	0.0-0	0-0-0	0-0	0	0
Purdue	5-8-13	1-1	0.0-0	0.0-0	0-0-0	0-0	0	1
at Wisconsin	4-4-8	0-0	0.0-0	0.0-0	0-0-0	0-0	0	0
at Ohio State	2-7-9	0-0	0.0-0	0.0-0	0-0-0	0-0	0	0
Minnesota	6-5-11	2-2	0.0-0	0.0-0	0-0-0	0-0	0	0
Maryland								
at Iowa								
Totals	33-38-71	3-3	0.0-0	0.0-0	0-0	0	0	3

2016 SEASON NOTES

- » Recorded a then-season-high 11 tackles at Indiana.
- » Recorded a season-high 13 tackles against Purdue, one shy of matching his career high against USC in the 2014 Holiday Bowl.

CAREER SINGLE-GAME HIGHS

- » Tackles – 14 vs. USC (2014 Holiday Bowl)
- » Tackles for Loss – 2, three times
- » Sacks – 1.0, twice

2016 SINGLE-GAME HIGHS

- » Tackles – 13 vs. Purdue
- » Tackles for Loss – 1 vs. Oregon, at Indiana, vs. Purdue
- » Sacks – 0



#55 KEVIN MAURICE • Sr. • DT

ORLANDO, FLA.
FREEDOM HS

CAREER STATS

Year	G/S	Tackles				TFL	Sacks	Fum.			INT	QB Hry.
		UT	AT	TT				C-R	BK	PBU		
2013	6/0	1	2	3	0-0	0.0-0	0-0	0	0	0	0	
2014	10/0	2	6	8	1-5	0.5-5	0-0	0	0	0	1	
2015	10/1	10	11	21	3-16	1.0-11	2-0	0	0	0	1	
2016	10/10	10	18	28	5-23	3.0-20	0-0	0	0	0	1	
Totals	36/11	23	37	60	9-44	4.5-36	2-0	0	0	0	3	

CAREER HONORS

- » Nebraska Scholar-Athlete Honor Roll (Fall, 2013; Spring 2015)
- » Brook Berringer Citizenship Team (2014, 2015)
- » Tom Osborne Citizenship Team (2014, 2015)

2016 SEASON NOTES

- » Had two sacks for 12 yards on back-to-back plays at Northwestern. Entered the game with 1.5 career sacks.

2016 GAME-BY-GAME

Opponent	Tackles		TFL-Yds	Sacks	FF-FR-Yds	Int-Yds	PBU	QBH
	UT-AT-TT	No-Yds						
Fresno State	0-2-2	0-0	0.0-0	0.0-0	0-0-0	0-0	0	0
Wyoming	0-1-1	0-0	0.0-0	0.0-0	0-0-0	0-0	0	0
Oregon	0-1-1	0-0	0.0-0	0.0-0	0-0-0	0-0	0	0
at Northwestern	3-0-3	2-12	2.0-12	0.0-0	0-0-0	0-0	0	0
Illinois	1-1-2	1-2	0.0-0	0.0-0	0-0-0	0-0	0	1
at Indiana	3-1-4	0-0	0.0-0	0.0-0	0-0-0	0-0	0	0
Purdue	1-1-2	1-8	1.0-8	0.0-0	0-0-0	0-0	0	0
at Wisconsin	0-3-3	0-0	0.0-0	0.0-0	0-0-0	0-0	0	0
at Ohio State	1-1-2	0-0	0.0-0	0.0-0	0-0-0	0-0	0	0
Minnesota	1-7-8	1-1	0.0-0	0.0-0	0-0-0	0-0	0	0
Maryland								
at Iowa								
Totals	10-18-28	5-23	3.0-20	0-0	0-0	0	0	1

CAREER SINGLE-GAME HIGHS

- » Tackles - 8 at Illinois (2015), vs. Minnesota (2016)
- » Tackles for Loss – 2 at Northwestern (2016)
- » Sacks – 2.0 at Northwestern (2016)

2016 SINGLE-GAME HIGHS

- » Tackles - 8 vs. Minnesota
- » Tackles for Loss – 2 at Northwestern
- » Sacks – 2.0 at Northwestern

**#62 COLE CONRAD • So. • OT**MURRIETA, CALIF.
VISTA MURRIETA HS**CAREER STATS**

- » Games Played - 10 (10 in 2016)
- » Games Started - 2 (2 in 2016)

CAREER HONORS

- » Nebraska Scholar-Athlete Honor Roll (Spring 2016; Fall 2015)

2016 SEASON NOTES

- » Made his first career start at Ohio State.

**#63 TANNER FARMER • So. • OG**HIGHLAND, ILL.
HIGHLAND HS**CAREER STATS**

- » Games Played - 8 (8 in 2016)
- » Games Started - 8 (8 in 2016)

CAREER HONORS

- » Brook Berringer Citizenship Team (2016)
- » Tom Osborne Citizenship Team (2016)

2016 SEASON NOTES

- » NU O-Line was named to the Midseason Joe Moore Award Honor Roll (1-of-17).
- » Helped the Huskers rack up 550 yards of total offense against Wyoming.
- » Helped Nebraska amass 556 yards of total offense at Northwestern.

**#66 DYLAN UTTER • Sr. • C**PAPILLION, NEB.
PAPILLION-LA VISTA HS**CAREER STATS**

- » Games Played - 29 (6 in 2014; 13 in 2015; 10 in 2016)
- » Games Started - 24 (1 in 2014; 13 in 2015; 10 in 2016)

CAREER HONORS

- » 2016 Team Captain
- » Academic All-Big Ten (2015)
- » Three-Time Nebraska Scholar-Athlete Honor Roll
- » Brook Berringer Citizenship Team (2016)
- » Tom Osborne Citizenship Team (2016)

2016 SEASON NOTES

- » NU O-Line was named to the Midseason Joe Moore Award Honor Roll (1-of-17).
- » Helped the Huskers rack up 550 yards of total offense against Wyoming.
- » Helped Nebraska amass 556 yards of total offense at Northwestern.

**#67 JERALD FOSTER • So. • OG**LINCOLN, NEB.
SOUTHEAST HS**CAREER STATS**

- » Games Played - 14 (13 in 2015; 1 in 2016)
- » Games Started - 1 (1 in 2016)

CAREER HONORS

- » Nebraska Scholar-Athlete Honor Roll (Fall 2014, 2015; Spring 2015, 2016)
- » Brook Berringer Citizenship Team (2015, 2016)
- » Tom Osborne Citizenship Team (2015, 2016)

2016 SEASON NOTES

- » After missing the first nine games of the year with a MCL injury, returned against Minnesota and made his first career start.

**#68 NICK GATES • So. • OT**LAS VEGAS, NEV.
BISHOP GORMAN HS**CAREER STATS**

- » Games Played - 20 (10 in 2015; 10 in 2016)
- » Games Started - 20 (10 in 2015; 10 in 2016)

CAREER HONORS

- » Big Ten All-Freshman Team (BTN.com, ESPN.com)
- » BTN All-Bowl Team (2015)
- » Nebraska Scholar-Athlete Honor Roll (Fall 2015)
- » Brook Berringer Citizenship Team (2016)
- » Tom Osborne Citizenship Team (2016)

2016 SEASON NOTES

- » Named ProFootball.com's top run-blocking offensive lineman in the country during Week 1.
- » NU O-Line was named to the Midseason Joe Moore Award Honor Roll (1-of-17).
- » Helped the Huskers rack up 550 yards of total offense against Wyoming.
- » Helped Nebraska amass 556 yards of total offense at Northwestern.
- » Huskers have rushed for 200 yards or more four times in 2016.

**#73 SAM HAHN • Sr. • OG**DEWITT, NEB.
NORTH DAKOTA STATE/TRI-COUNTY HS**CAREER STATS**


- » Games Played - 13 (1 in 2014; 3 in 2015; 9 in 2016)
- » Games Started - 10 (10 in 2016)

CAREER HONORS

- » Five-Time Nebraska Scholar-Athlete Honor Roll
- » Brook Berringer Citizenship Team (2016)
- » Tom Osborne Citizenship Team (2016)

2016 SEASON NOTES

- » NU O-Line was named to the Midseason Joe Moore Award Honor Roll (1-of-17).
- » Helped the Huskers rack up 550 yards of total offense against Wyoming.
- » Helped Nebraska amass 556 yards of total offense at Northwestern.



#87 BRANDON REILLY • Sr. • WR

LINCOLN, NEB.
SOUTHWEST HS

CAREER STATS

Year	G/S	No.	Yds.	Y/R	Y/G	Long	TDs
2012		Redshirt					
2013	10/0	3	24	8.0	2.4	10 at Penn State	0
2014	7/1	6	85	14.2	12.1	35 at Iowa	0
2015	13/6	40	754	18.9	58.0	52 at Purdue	4
2016	8/4	12	249	20.8	31.1	45 at Indiana	0
Totals	38/11	61	1,112	18.2	29.3	52 at Purdue	4

CAREER HONORS

- » Academic All-Big Ten (2013, 2014, 2015)
- » Seven-Time Nebraska Scholar-Athlete Honor Roll

2016 GAME-BY-GAME

Opponent	Rec.	Yds	TD	Lg
Fresno State	--	Did Not Play	--	
Wyoming	2	52	0	38
Oregon	--	Did Not Play	Due to Injury	--
at Northwestern	1	35	0	35
Illinois	1	10	0	10
at Indiana	2	60	0	45
Purdue	4	73	0	28
at Wisconsin	2	19	0	11
at Ohio State	0	0	0	0
Minnesota	0	0	0	0
Maryland				
at Iowa				
Totals	12	249	0	45

CAREER SINGLE-GAME HIGHS


- » Receptions – 5, three times
- » Receiving Yards – 112 vs. Southern Miss (2015)
- » Touchdowns – 1, four times

2016 SINGLE-GAME HIGHS

- » Receptions - 4 vs. Purdue
- » Receiving Yards – 73 vs. Purdue
- » Touchdowns – 0

2016 SEASON NOTES

- » Caught two passes for 60 yards at Indiana to increase his career receiving yardage total to 1,020 yards. He is the 24th player in school history to eclipse 1,000 career receiving yards.
- » Set season highs with four receptions for 73 yards against Purdue. Is averaging 23.0 yards on his 10 receptions this season.



#88 ROSS DZURIS • Sr. • DE

PLATTSMOUTH, NEB.
PLATTSMOUTH HS

CAREER STATS

Year	G/S	Tackles					Fum.				QB Hry.
		UT	AT	TT	TFL	Sacks	C-R	BK	PBU	INT	
2012		Redshirt									
2013		Did Not Play									
2014		Did Not Play									
2015	13/4	14	10	24	9-19	2.5-10	0-0	0	0	0	5
2016	10/10	14	17	31	8-24	4.5-19	0-1	0	0	0	1
Totals	23/14	28	27	55	17-43	7.0-29	0-1	0	0	0	6

CAREER HONORS

- » Nebraska Most Improved Player (2015)
- » Three-Time Nebraska Scholar-Athlete Honor Roll

2016 SEASON NOTES

- » Career-high two sacks and a career-high three TFLs against Fresno State, nearly topping the 2.5 sacks he had as a junior in 2015.
- » Recovered first career fumble against Wyoming, returned it to the one-yard line, setting up a touchdown on the next play.
- » Matched a career high with five tackles against Oregon.
- » Notched a sack on NU's final defensive play against Purdue, pushing his team leading total to 4.5 sacks. Also leads NU with 8 TFLs.

2016 GAME-BY-GAME

Opponent	--Tackles--		-Sacks-		FF-FR-Yds	Int-Yds	PBU	QBH
	UT-AT-TT	TFL-Yds	No-Yds					
Fresno State	3-1-4	3-6	2.0-4		0-0-0	0-0	0	0
Wyoming	1-3-4	2-5	0.5-3		0-1-9	0-0	0	1
Oregon	3-2-5	1-5	1.0-5		0-0-0	0-0	0	0
at Northwestern	1-2-3	0-0	0.0-0		0-0-0	0-0	0	0
Illinois	2-1-3	1-1	0.0-0		0-0-0	0-0	0	0
at Indiana	2-0-2	0-0	0.0-0		0-0-0	0-0	0	0
Purdue	1-2-3	1-7	1.0-7		0-0-0	0-0	0	0
at Wisconsin	0-0-0	0-0	0.0-0		0-0-0	0-0	0	0
at Ohio State	1-2-3	0-0	0.0-0		0-0-0	0-0	0	0
Minnesota	0-4-4	0-0	0.0-0		0-0-0	0-0	0	0
Maryland								
at Iowa								
Totals	14-17-31	8-24	4.5-19		0-1-9	0-0	0	1

CAREER SINGLE-GAME HIGHS

- » Tackles - 5 at Purdue (2015), vs. Oregon (2016)
- » Tackles for Loss – 3 vs. Fresno State (2016)
- » Sacks – 2.0 vs. Fresno State (2016)

2016 SINGLE-GAME HIGHS

- » Tackles - 5 vs. Oregon
- » Tackles for Loss – 3 vs. Fresno State
- » Sacks – 2.0 vs. Fresno State



#91 FREEDOM AKINMOLADUN • So. • DE

GRANDVIEW, MO.
GRANDVIEW HS

CAREER STATS

Year	G/S	Tackles				TFL	Sacks	Fum.			INT	QB Hry.
		UT	AT	TT				C-R	BK	PBU		
2014		Redshirt										
2015	11/4	11	10	21	7-45	4.5-36	0-0	0	0	0	4	
2016	10/10	9	13	22	3-15	2.0-13	1-0	0	0	0	6	
Totals	21/14	20	23	43	10-60	6.5-49	1-0	0	0	0	10	

CAREER HONORS

- » Academic All-Big Ten (2015)
- » Big Ten All-Freshman Team (BTN.com, ESPN.com)
- » Two-Time Nebraska Scholar-Athlete Honor Roll
- » Nebraska Student-Athlete HERO Leadership Award (2015, 2016)
- » Brook Berringer Citizenship Team (2015, 2016)
- » Tom Osborne Citizenship Team (2015, 2016)

2016 GAME-BY-GAME

Opponent	--Tackles--		-Sacks-		FF-FR-Yds	Int-Yds	PBU	QBH
	UT-AT-TT	TFL-Yds	No-Yds					
Fresno State	0-1-1	0-0	0-0-0	0-0-0	0-0-0	0-0	0	0
Wyoming	0-1-1	0-0	0-0-0	0-0-0	0-0-0	0-0	0	2
Oregon	4-1-5	1-4	1-0-4	1-0-0	0-0-0	0-0	0	0
at Northwestern	1-1-2	0-0	0-0-0	0-0-0	0-0-0	0-0	0	0
Illinois	1-0-1	1-9	1-0-9	0-0-0	0-0-0	0-0	0	1
at Indiana	1-0-1	0-0	0-0-0	0-0-0	0-0-0	0-0	0	1
Purdue	0-2-2	0-0	0-0-0	0-0-0	0-0-0	0-0	0	1
at Wisconsin	0-0-0	0-0	0-0-0	0-0-0	0-0-0	0-0	0	0
at Ohio State	0-5-5	0-0	0-0-0	0-0-0	0-0-0	0-0	0	0
Minnesota	2-2-4	1-2	0-0-0	0-0-0	0-0-0	0-0	0	1
Maryland								
at Iowa								
Totals	9-13-22	3-15	2-0-13	1-0-0	0-0	0	0	6

2016 SEASON NOTES

»

CAREER SINGLE-GAME HIGHS

- » Tackles - 6 at Miami
- » Tackles for Loss - 2 vs. South Alabama (2015), vs. Southern Miss (2015)
- » Sacks - 2.0 vs. Southern Miss (2015)

2016 SINGLE-GAME HIGHS

- » Tackles - 5 vs. Oregon, at Ohio State
- » Tackles for Loss - 1 vs. Oregon, vs. Illinois, vs. Minnesota
- » Sacks - 1.0 vs. Oregon, vs. Illinois



#94 KHALIL DAVIS • RFr. • DL

BLUE SPRINGS, MO.
BLUE SPRINGS HS

CAREER STATS

Year	G/S	Tackles				TFL	Sacks	Fum.			INT	QB Hry.
		UT	AT	TT				C-R	BK	PBU		
2015		Reshirt										
2016	9/0	3	1	4	2-4	0.0-0	0-0	0	0	0	0	
Totals	9/0	3	1	4	2-4	0.0-0	0-0	0	0	0	0	

CAREER HONORS

- » Brook Berringer Citizenship Team (2016)
- » Tom Osborne Citizenship Team (2016)

2016 SEASON NOTES

- » Pair of TFLs for four yards vs. Wyoming.

2016 SINGLE-GAME HIGHS

- » Tackles - 2 vs. Wyoming
- » Tackles for Loss - 2 vs. Wyoming
- » Sacks - 0



#96 CARLOS DAVIS • RFr. • DL

BLUE SPRINGS, MO.
BLUE SPRINGS HS

CAREER STATS

Year	G/S	Tackles				TFL	Sacks	Fum.			INT	QB Hry.
		UT	AT	TT				C-R	BK	PBU		
2015		Reshirt										
2016	10/4	6	9	15	4-25	2.0-24	0-0	0	0	0	1	
Totals	10/4	6	9	15	4-25	2.0-24	0-0	0	0	0	1	

CAREER HONORS

- » Brook Berringer Citizenship Team (2016)
- » Tom Osborne Citizenship Team (2016)

2016 SEASON NOTES

- » Made first career start against Wyoming and tied for third on the team with five tackles.
- » Awarded his first career sack for 17 yards against Purdue on a intentional-grounding penalty.

2016 GAME-BY-GAME

Opponent	--Tackles--		-Sacks-		FF-FR-Yds	Int-Yds	PBU	QBH
	UT-AT-TT	TFL-Yds	No-Yds					
Fresno State	0-1-1	0-0	0-0-0	0-0-0	0-0-0	0-0	0	0
Wyoming	2-3-5	0-0	0-0-0	0-0-0	0-0-0	0-0	0	0
Oregon	0-0-0	0-0	0-0-0	0-0-0	0-0-0	0-0	0	0
at Northwestern	0-1-1	0-0	0-0-0	0-0-0	0-0-0	0-0	0	1
Illinois	1-0-1	1-1	0-0-0	0-0-0	0-0-0	0-0	0	0
at Indiana	1-0-1	0-0	0-0-0	0-0-0	0-0-0	0-0	0	0
Purdue	1-0-1	1-17	1-0-17	0-0-0	0-0-0	0-0	0	0
at Wisconsin	1-0-1	1-7	1-0-7	0-0-0	0-0-0	0-0	0	0
at Ohio State	0-2-2	0-0	0-0-0	0-0-0	0-0-0	0-0	0	0
Minnesota	0-2-2	1-0	0-0-0	0-0-0	0-0-0	0-0	0	0
Maryland								
at Iowa								
Totals	6-9-15	3-25	2-0-24	0-0-0	0-0	0	0	0

2016 SINGLE-GAME HIGHS

- » Tackles - 5 vs. Wyoming
- » Tackles for Loss - 1 vs. Illinois, vs. Purdue, at Wisconsin
- » Sacks - 1.0 vs. Purdue, at Wisconsin

2016 Nebraska Schedule and Results

DATE	OPPONENT	RESULT	SCORE	RECORD	CONFERENCE	TIME	ATTEND
Sept. 3	Fresno State	W	43-10	1-0	0-0	3:26	90,013
Sept. 10	Wyoming	W	51-17	2-0	0-0	3:25	89,895
Sept. 17	No. 22 Oregon	W	35-32	3-0	0-0	3:37	90,414
Sept. 24	at Northwestern *	W	24-13	4-0	1-0	3:09	40,284
Oct. 1	Illinois *	W	31-16	5-0	2-0	3:05	90,374
Oct. 15	at Indiana *	W	27-22	6-0	3-0	3:36	48,254
Oct. 22	Purdue *	W	27-14	7-0	4-0	3:28	90,546
Oct. 29	at No. 11 Wisconsin	L	17-23 (OT)	7-1	4-1	3:20	80,833
Nov. 5	at No. 6 Ohio State	L	3-62	7-2	4-2	3:37	108,75
Nov. 12	Minnesota	W	24-17	8-2	5-2	2:57	90,456

* Big Ten conference game

Team Statistics

TEAM STATISTICS	NU	OPP
SCORING	283	226
Points Per Game	28.3	22.6
Points Off Turnovers	59	32
FIRST DOWNS	203	184
Rushing	90	70
Passing	99	97
Penalty	14	17
RUSHING YARDAGE	1867	1417
Yards gained rushing	2055	1603
Yards lost rushing	188	186
Rushing Attempts	419	323
Average Per Rush	4.5	4.4
Average Per Game	186.7	141.7
TDs Rushing	20	15
PASSING YARDAGE	2148	2175
Comp-Att-Int	145-284-9	206-338-16
Average Per Pass	7.6	6.4
Average Per Catch	14.8	10.6
Average Per Game	214.8	217.5
TDs Passing	14	11
TOTAL OFFENSE	4015	3592
Total Plays	703	661
Average Per Play	5.7	5.4
Average Per Game	401.5	359.2
KICK RETURNS: #-Yards	24-541	27-565
PUNT RETURNS: #-Yards	18-144	12-136
INT RETURNS: #-Yards	16-122	9-153
KICK RETURN AVERAGE	22.5	20.9
PUNT RETURN AVERAGE	8.0	11.3
INT RETURN AVERAGE	7.6	17.0
FUMBLES-LOST	12-4	4-2
PENALTIES-Yards	58-577	47-378
Average Per Game	57.7	37.8
PUNTS-Yards	46-1721	47-1886
Average Per Punt	37.4	40.1
Net punt average	32.7	35.8
KICKOFFS-Yards	57-3659	45-2807
Average Per Kick	64.2	62.4
Net kick average	41.1	41.5
TIME OF POSSESSION/Game	32:23	27:37
3RD-DOWN Conversions	68/145	54/137
3rd-Down Pct	47%	39%
4TH-DOWN Conversions	8/14	8/19
4th-Down Pct	57%	42%
SACKS BY-Yards	19-125	7-64
MISC YARDS	0	0
TOUCHDOWNS SCORED	36	28
FIELD GOALS-ATTEMPTS	10-12	11-16
ON-SIDE KICKS	0-0	0-0
RED-ZONE SCORES	(29-36) 81%	(22-26) 85%
RED-ZONE TOUCHDOWNS	(21-36) 58%	(15-26) 58%
PAT-ATTEMPTS	(35-35) 100%	(21-23) 91%
ATTENDANCE	541698	278121
Games/Avg Per Game	6/90283	4/69530
Neutral Site Games		0/0

SCORE BY QUARTERS	1ST	2ND	3RD	4TH	OT	TOTAL
Nebraska	61	51	56	115	0	283
Opponents	43	94	63	20	6	226

2016 Nebraska Individual Statistics

RUSHING	GP-GS	ATT	GAIN	LOSS	NET	AVG	TD	LONG	AVG/G
Newby, Terrell	10-9	149	748	21	727	4.9	4	63	72.7
Armstrong Jr., Tommy	10-10	107	591	92	499	4.7	8	37	49.9
Ozigbo, Devine	9-1	90	363	17	346	3.8	5	17	38.4
Wilbon, Mikale	8-0	14	91	1	90	6.4	0	32	11.2
Bryant, Tre	10-0	19	80	5	75	3.9	1	13	7.5
Moore, Alonzo	9-3	4	58	0	58	14.5	1	24	6.4
Reilly, Brandon	8-3	5	33	3	30	6.0	0	12	3.8
Carter, Cethan	7-7	2	25	0	25	12.5	0	16	3.6
Pierson-El, De'Mornay	10-5	12	38	14	24	2.0	0	9	2.4
Westerkamp, Jordan	8-2	3	19	1	18	6.0	1	10	2.2
Lighbourn, Caleb	9-0	1	4	0	4	4.0	0	4	0.4
Fyfe, Ryker	5-0	2	5	6	-1	-0.5	0	5	-0.2
TEAM	10-0	11	0	28	-28	-2.5	0	0	-2.8
Total	10	419	2055	188	1867	4.5	20	63	186.7
Opponents	10	323	1603	186	1417	4.4	15	50	141.7

PASSING	G-S	EFFIC	CMP-ATT-INT	PCT	YDS	TD	LNG	AVG/G
Armstrong Jr., Tommy	10-10	130.32	138-259-8	53.3	2055	13	72	205.5
Fyfe, Ryker	5-0	67.13	7-24-1	29.2	93	1	35	18.6
TEAM	10	0.00	0-1-0	0.0	0	0	0	0.0
Total	10	124.52	145-284-9	51.1	2148	14	72	214.8
Opponents	10	116.27	206-338-16	60.9	2175	11	88	217.5

RECEIVING	G-GS	NO.	YDS	AVG	TD	LONG	AVG/G
Morgan Jr., Stanley	10-7	27	389	14.4	1	72	38.9
Westerkamp, Jordan	8-2	26	391	15.0	4	55	48.9
Moore, Alonzo	9-3	16	360	22.5	2	63	40.0
Carter, Cethan	7-7	15	135	9.0	1	27	19.3
Pierson-El, De'Mornay	10-5	13	179	13.8	1	40	17.9
Newby, Terrell	10-9	13	120	9.2	1	31	12.0
Reilly, Brandon	8-3	12	249	20.8	0	45	31.1
Cotton, Sam	10-8	8	87	10.9	0	17	8.7
Ozigbo, Devine	9-1	4	89	22.2	0	39	9.9
Wilbon, Mikale	8	4	34	8.5	0	13	4.2
Bryant, Tre	10	3	35	11.7	1	35	3.5
Reimers, Bryan	10	2	39	19.5	1	22	3.9
Rahn, Gabe	5	1	35	35.0	1	35	7.0
Foster, Trey	10	1	6	6.0	1	6	0.6
Total	10	145	2148	14.8	14	72	214.8
Opponents	10	206	2175	10.6	11	88	217.5

PUNT RETURNS	NO.	YDS	AVG	TD	LONG
Pierson-El, De'Mornay	18	144	8.0	0	45
Total	18	144	8.0	0	45
Opponents	12	136	11.3	0	39

INTERCEPTIONS	NO.	YDS	AVG	TD	LONG
Williams, Kieron	5	44	8.8	1	23
Gerry, Nathan	4	18	4.5	0	10
Jones, Chris	3	60	20.0	1	33
Williams, Aaron	3	0	0.0	0	4
Kalu, Joshua	1	0	0.0	0	0
Total	16	122	7.6	2	33
Opponents	9	153	17.0	2	48

KICK RETURNS	NO.	YDS	AVG	TD	LONG
Bryant, Tre	20	442	22.1	0	59
Nelson, Jordan	3	90	30.0	0	45
McNitt, Luke	1	9	9.0	0	9
Total	24	541	22.5	0	59
Opponents	27	565	20.9	0	39

FUMBLE RETURNS	NO.	YDS	AVG	TD	LONG
Dzuris, Ross	1	9	9.0	0	9
Total	1	9	9.0	0	9
Opponents	1	34	34.0	0	34

FIELD GOALS	FGM-FGA	PCT	01-19	20-29	30-39	40-49	50-99	LG	BLK
Brown, Drew	10-12	83.3	0-0	4-4	3-3	2-3	1-2	51	0
Totals	10-12	83.3	0-0	4-4	3-3	2-3	1-2	51	0
Opponents	11-16	68.8	0-0	5-6	2-3	4-7	0-0	45	0

FG SEQUENCE	NEBRASKA	OPPONENTS
Fresno State	-	32,(26)
Wyoming	(29)	42,46,(27)
Oregon	-	-
Northwestern	(23)	27
Illinois	56,(29)	(24),(43),(33)
Indiana	(40),(39)	(36),(45)
Purdue	(30),(51),45	-
Wisconsin	(35)	(44),45
Ohio State	(20)	(28),(28)
Minnesota	(46)	(42)

Numbers in parentheses indicate field goal was made.

PUNTING	NO.	YDS	AVG	LONG	TB	FC	I20	50+	BLKD
Lighbourn, Caleb	43	1693	39.4	58	4	11	16	6	0
TEAM	3	28	9.3	28	0	0	0	0	3
Total	46	1721	37.4	58	4	11	16	6	3
Opponents	47	1886	40.1	57	3	12	14	6	0

KICKOFFS	NO.	YDS	AVG	TB	OB	RETN	NET	YDLN
Brown, Drew	54	3467	64.2	28	0			
Lindsay, Spencer	3	192	64.0	2	0			
Total	57	3659	64.2	30	0	565	41.1	23
Opponents	45	2807	62.4	16	5	541	41.5	23



SCORING	----- PATS -----								
	TD	FGS	KICK	RUSH	RCV	PASS	DXP	SAF	PTS
Brown, Drew	0	10-12	34-34	0-0	0	0-0	0	0	64
Armstrong Jr., Tommy	8	0-0	0-0	0-0	0	0-0	0	0	48
Westerkamp, Jordan	5	0-0	0-0	0-0	0	0-0	0	0	30
Newby, Terrell	5	0-0	0-0	0-0	0	0-0	0	0	30
Ozigbo, Devine	5	0-0	0-0	0-0	0	0-0	0	0	30
Moore, Alonzo	3	0-0	0-0	0-0	0	0-0	0	0	18
Bryant, Tre	2	0-0	0-0	0-0	0	0-0	0	0	12
Jones, Chris	1	0-0	0-0	0-0	0	0-0	0	0	6
Morgan Jr., Stanley	1	0-0	0-0	0-0	0	0-0	0	0	6
Foster, Trey	1	0-0	0-0	0-0	0	0-0	0	0	6
Reimers, Bryan	1	0-0	0-0	0-0	0	0-0	0	0	6
Rahn, Gabe	1	0-0	0-0	0-0	0	0-0	0	0	6
Williams, Kieron	1	0-0	0-0	0-0	0	0-0	0	0	6
Carter, Cethan	1	0-0	0-0	0-0	0	0-0	0	0	6
Pierson-El, De'Mornay	1	0-0	0-0	0-0	0	0-0	0	0	6
Darlington, Zack	0	0-0	0-0	1-1	0	0-0	0	0	2
Lindsay, Spencer	0	0-0	1-1	0-0	0	0-0	0	0	1
Total	36	10-12	35-35	1-1	0	0-0	0	0	283
Opponents	28	11-16	21-23	1-3	0	0-2	0	1	226

TOTAL OFFENSE	G	PLAYS	RUSH	PASS	TOTAL	AVG/G
Armstrong Jr., Tommy	10	366	499	2055	2554	255.4
Newby, Terrell	10	149	727	0	727	72.7
Ozigbo, Devine	9	90	346	0	346	38.4
Fyfe, Ryker	5	26	-1	93	92	18.4
Wilbon, Mikale	8	14	90	0	90	11.2
Bryant, Tre	10	19	75	0	75	7.5
Moore, Alonzo	9	4	58	0	58	6.4
Reilly, Brandon	8	5	30	0	30	3.8
Carter, Cethan	7	2	25	0	25	3.6
Pierson-El, De'Mornay	10	12	24	0	24	2.4
Westerkamp, Jordan	8	3	18	0	18	2.2
Lighbourn, Caleb	9	1	4	0	4	0.4
TEAM	10	12	-28	0	-28	-2.8
Total	10	703	1867	2148	4015	401.5
Opponents	10	661	1417	2175	3592	359.2

ALL PURPOSE	G	RUSH	REC	PR	KOR	IR	TOT	AVG/G
Newby, Terrell	10	727	120	0	0	0	847	84.7
Bryant, Tre	10	75	35	0	442	0	552	55.2
Armstrong Jr., Tommy	10	499	0	0	0	0	499	49.9
Ozigbo, Devine	9	346	89	0	0	0	435	48.3
Moore, Alonzo	9	58	360	0	0	0	418	46.4
Westerkamp, Jordan	8	18	391	0	0	0	409	51.1
Morgan Jr., Stanley	10	0	389	0	0	0	389	38.9
Pierson-El, De'Mornay	10	24	179	144	0	0	347	34.7
Reilly, Brandon	8	30	249	0	0	0	279	34.9
Carter, Cethan	7	25	135	0	0	0	160	22.9
Wilbon, Mikale	8	90	34	0	0	0	124	15.5
Nelson, Jordan	10	0	0	0	90	0	90	9.0
Cotton, Sam	10	0	87	0	0	0	87	8.7
Jones, Chris	10	0	0	0	0	60	60	6.0
Williams, Kieron	10	0	0	0	0	44	44	4.4
Reimers, Bryan	10	0	39	0	0	0	39	3.9
Rahn, Gabe	5	0	35	0	0	0	35	7.0
Gerry, Nathan	9	0	0	0	0	18	18	2.0
McNitt, Luke	10	0	0	0	9	0	9	0.9
Foster, Trey	10	0	6	0	0	0	6	0.6
Lighbourn, Caleb	9	4	0	0	0	0	4	0.4
Fyfe, Ryker	5	-1	0	0	0	0	-1	-0.2
TEAM	10	-28	0	0	0	0	-28	-2.8
Total	10	1867	2148	144	541	122	4822	482.2
Opponents	10	1417	2175	136	565	153	4446	444.6



Defensive Statistics

NAME	GP-GS	-----TACKLES-----			TFL-YDS	-SACKS-	---PASS DEF---			---FUMBLES---		BLKD	
		SOLO	AST	TOTAL			INT-YDS	BRUP	QBH	RCV-YDS	FF	KICK	SAF
52 Banderas, Josh	10-9	33	38	71	5-5	.	.	.	3
25 Gerry, Nathan	9-9	41	23	64	7-7	0.5-1	4-18	7	1
26 Williams, Kieron	10-8	36	22	58	3-2	.	5-44	2
10 Kalu, Joshua	10-10	37	14	51	2-7	1.0-6	1-0	6	2
5 Young II, Dedrick	10-8	29	20	49	4-5	1.0-3	.	4	2	.	1	.	.
15 Rose-Ivey, Michael	10-5	19	29	48	6-9	0.5-4
24 Williams, Aaron	10-8	23	25	48	4-16	1.0-13	3-0	5
8 Jones, Chris	10-10	30	2	32	3-5	1.0-2	3-60	8
88 Dzuris, Ross	10-10	15	16	31	8-24	4.5-19	.	.	1	1-9	.	.	.
55 Maurice, Kevin	10-10	10	18	28	5-23	3.0-20	.	.	2
91 Akinmoladun, Freedom	10-10	9	13	22	3-15	2.0-13	.	.	6	.	1	.	.
44 Stoltenberg, Mick	9-6	7	14	21	3-6	1.5-5	.	.	1
3 Newby, Marcus	10-3	6	11	17	2-9	1.0-8	.	1	1
96 Davis, Carlos	10-4	6	9	15	4-25	2.0-24	.	.	1
49 Weber, Chris	10-0	5	9	14	1-1
16 Reed, Antonio	9-0	7	5	12	.	.	.	1	1
1 Jackson, Lamar	10-0	6	2	8	2-14	1.0-11
41 McNitt, Luke	10-2	6	2	8	1-0	.	.	.
11 Joseph, Boaz	10-0	2	5	7
13 Domann, JoJo	10-0	4	1	5
56 Simpson, Brad	10-0	1	4	5
7 Barry, Mohamed	10-0	.	5	5
94 Davis, Khalil	9-0	3	1	4	2-4
73 Hahn, Sam	10-9	2	1	3
9 Neal, DaiShon	8-0	1	1	2
22 Davis, Alex	9-0	.	2	2
35 Lighbourn, Caleb	9-0	2	.	2
29 Nabity, Graham	9-0	1	1	2
17 King, Sedrick	6-0	.	2	2	1
87 Reilly, Brandon	8-3	2	.	2
11 Carter, Cethan	7-7	1	.	1
45 Natter, A.J.	5-0	1	.	1
39 Nelson, Jordan	10-0	.	1	1
6 Lee Jr., Eric	6-0	.	1	1	1-1
97 Rath, Logan	6-0	1	.	1
28 Taylor, Adam	4-0	1	.	1
12 Gifford, Luke	4-0	.	1	1
15 Pierson-El, De'Mornay	10-5	1	.	1
89 Ketter, Connor	9-0	.	1	1
4A Anderson, Avery	3-0	.	1	1
84 Cotton, Sam	10-8	1	.	1
Total	10-0	349	300	649	65-178	19-125	16-122	34	22	2-9	2	.	.
Opponents	10-0	-	-	-	-	7-64	9-153	46	14	4-34	3	3	1

SPECIAL TEAMS TACKLES	UA-A/TOT	FS	WYO	ORE	NW	ILL	IND	PUR	WIS	OSU	MINN	MD	IOWA	B1G
McNitt, Luke	6-2/8	2-0/2	0-1/1	1-0/1	1-0/1	0-1/1	1-0/1	-	-	1-0/1	-	-	-	-
Domann, JoJo	4-1/5	1-0/1	-	0-1/1	1-0/1	-	1-0/1	-	1-0/1	-	-	-	-	-
Simpson, Brad	1-4/5	-	0-1/1	0-1/1	-	0-1/1	1-0/1	-	-	-	0-1/1	-	-	-
Joseph, Boaz	3-4/7	-	1-0/1	0-1/1	-	-	-	0-1/1	1-1/2	1-1/2	-	-	-	-
Barry, Mohamad	0-4/4	1-0/1	-	0-1/1	-	-	-	0-1/1	-	-	0-1/1	-	-	-
Nabity, Graham	1-1/2	1-0/1	-	-	-	0-1/1	-	-	-	-	-	-	-	-
Hahn, Sam	1-1/2	1-0/1	-	-	-	-	-	0-1/1	-	-	-	-	-	-
Williams, Kieron	1-0/1	1-0/1	-	-	-	-	-	-	-	-	-	-	-	-
Nelson, Jordan	0-1/1	0-1/1	-	-	-	-	-	-	-	-	-	-	-	-
Lighbourn, Caleb	2-0/2	-	1-0/1	-	-	-	1-0/1	-	-	-	-	-	-	-
Weber, Chris	2-2/4	-	0-1/1	-	2-0/2	-	-	-	-	-	0-1/1	-	-	-
Taylor, Adam	1-0/1	-	-	1-0/1	-	-	-	-	-	-	-	-	-	-
Neal, DaiShon	0-1/1	-	-	-	0-1/2	-	-	-	-	-	-	-	-	-
Dzuris, Ross	0-1/1	-	-	-	0-1/1	-	-	-	-	-	-	-	-	-
Reed, Antonio	0-1/1	-	-	-	-	0-1/1	-	-	-	-	-	-	-	-
Banderas, Josh	1-3/4	-	-	-	-	-	1-0/1	0-3/3	-	0-1/1	-	-	-	-
Newby, Marcus	0-1/1	-	-	-	-	-	-	0-1/1	-	-	-	-	-	-
Kettner, Connor	0-1/1	-	-	-	-	-	-	-	-	-	0-1/1	-	-	-

Individual Game By Game

RUSHING	NO-YDS/TD	FS	WYO	ORE	NW	ILL	IND	PUR	WIS	OSU	MINN	MD	IOWA	BIG
Newby, Terrell RB	149-727/4	11-56/0	4-20/0	7-42/0	10-69/1	27-140/2	22-102/1	22-82/0	13-54/0	17-77/0	16-85/0			
Armstrong Jr., Tommy QB	107-499/8	11-42/2	12-12/1	16-95/1	13-132/0	8-12/1	11-36/0	10-51/1	4-19/0	13-39/1	9-61/1			
Ozigbo, Devine RB	90-346/5	17-103/2	15-44/1	21-95/1	13-41/0	10-35/0	1-2/0	-	3--7/0	10-33/1	DNP			
Wilbon, Mikale RB	14-90/0	1-16/0	DNP	-	6-55/0	1-3/0	DNP	1-1/0	3-13/0	2-2/0	-			
Bryant, Tre RB	19-75/1	5-36/1	7-34/0	1-4/0	-	-	5-1/0	-	-	-	1-0/0			
Moore, Alonzo WR	4-58/1	2-34/0	-	-	-	DNP	-	-	2-24/1	-	-			
Reilly, Brandon WR	5-30/0	DNP	1-12/0	DNP	-	1-11/0	3-7/0	-	-	-	-			
Carter, Cethan TE	2-25/0	-	1-9/0	-	1-16/0	-	DNP	DNP	-	DNP	-			
Pierson-El, De'Mornay WR	12-24/0	1--7/0	1-5/0	1--6/0	-	1-4/0	2-6/0	1-0/0	1--1/0	1-2/0	3-21/0			
Westerkamp, Jordan WR	3-18/1	1-9/0	-	-	1-10/1	-	DNP	DNP	-	1--1/0	-			
Lightbourn, Caleb P	1-4/0	-	1-4/0	-	-	DNP	-	-	-	-	-			
Fyfe, Ryker QB	2--1/0	1-5/0	-	-	DNP	DNP	DNP	DNP	-	DNP	1--6/0			
TEAM	11--28/0	1--2/0	1--2/0	1--2/0	3--13/0	1--2/0	1--2/0	1--1/0	-	-	2--4/0			

RECEIVING	NO-YDS/TD	FS	WYO	ORE	NW	ILL	IND	PUR	WIS	OSU	MINN	MD	IOWA	BIG
Westerkamp, Jordan WR	26-391/4	1-6/0	4-105/2	3-39/2	1-13/0	4-65/0	DNP	DNP	4-51/0	3-62/0	6-50/0			
Morgan Jr., Stanley WR	27-389/1	1-11/0	2-17/0	3-35/0	4-33/0	3-39/0	3-93/1	2-43/0	3-56/0	5-58/0	1-4/0			
Moore, Alonzo WR	16-360/2	3-92/1	3-109/1	3-37/0	3-72/0	DNP	-	1-14/0	-	-	3-36/0			
Reilly, Brandon WR	12-249/0	DNP	2-52/0	DNP	1-35/0	1-10/0	2-60/0	4-73/0	-	2-19/0	-			
Pierson-El, De'Mornay WR	13-179/1	-	1-9/0	1-11/0	3-31/0	1-10/0	-	3-69/1	-	1-14/0	3-35/0			
Carter, Cethan TE	15-135/1	-	2-20/0	5-48/0	2-31/1	1-2/0	DNP	DNP	2-19/0	DNP	3-15/0			
Newby, Terrell RB	13-120/1	-	4-27/0	-	2-14/0	2-26/0	1-1/0	2-21/0	-	1-0/0	1-31/1			
Ozigbo, Devine RB	4-89/0	1-5/0	1-39/0	1-8/0	-	1-37/0	-	-	-	-	DNP			
Cotton, Sam TE	8-87/0	-	-	-	1-11/0	1-12/0	3-37/0	3-27/0	-	-	-			
Reimers, Bryan WR	2-39/1	-	-	1-22/1	-	-	1-17/0	-	-	-	-			
Rahn, Gabe WR	1-35/1	-	1-35/1	DNP	DNP	-	DNP	DNP	-	DNP	-			
Bryant, Tre RB	3-35/1	-	1--1/0	-	-	-	-	1-1/0	-	-	1-35/1			
Wilbon, Mikale RB	4-34/0	-	DNP	-	1-6/0	1-13/0	DNP	1-4/0	-	-	1-11/0			
Foster, Trey TE	1-6/1	-	-	-	-	1-6/1	-	-	-	-	-			

PASSING

Tommy Armstrong Jr.	Att	Comp	Int	Pct	Yards	TD	Long	Sack	Yds	Effic
Fresno State	10	5	0	50.0	108	1	57	0	0	173.7
Wyoming	34	20	1	58.8	377	3	63	2	19	175.2
Oregon	33	17	0	51.5	200	3	22	1	4	132.4
Northwestern	29	18	0	62.1	246	1	59	0	0	144.7
Illinois	23	16	1	69.6	220	1	37	0	0	155.6
Indiana	26	10	2	38.5	208	1	72	1	13	103.0
Purdue	31	17	1	54.8	252	1	40	1	14	127.3
Wisconsin	31	12	2	38.7	153	0	36	1	8	67.3
Ohio State	15	4	1	26.7	74	0	32	0	0	54.8
Minnesota	27	19	0	70.4	217	2	35	0	0	162.3
TOTALS	259	138	8	53.3	2055	13	72	6	58	130.3

Fyfe, Ryker	Att	Comp	Int	Pct	Yards	TD	Long	Sack	Yds	Effic
Fresno State	3	1	0	33.3	6	0	6	0	0	50.1
Wyoming	1	1	0	100.0	35	1	35	0	0	724.0
Oregon	1	0	0	0.0	0	0	0	0	0	0.0
Ohio State	18	5	1	27.8	52	0	18	0	0	40.9
Minnesota	1	0	0	0.0	0	0	0	1	6	0.0
TOTALS	24	7	1	29.2	93	1	35	1	6	67.1

PUNT RETURNS	NO-YDS	FS	WYO	ORE	NW	ILL	IND	PUR	WIS	OSU	MINN	MD	IOWA	BIG
Pierson-El, De'Mornay	18-144	-	-	3-42	-	3-42	4-25	1-0	-	4-36	3--1			

KICK RETURNS	NO-YDS	FS	WYO	ORE	NW	ILL	IND	PUR	WIS	OSU	MINN	MD	IOWA	BIG
Bryant, Tre	20-442	1-32	2-41	1-19	1-21	1-30	3-62	1-59	7-124	2-34	1-20			
Nelson, Jordan	3-90	-	1-45	1-21	-	1-24	-	-	-	-	-			
McNitt, Luke	1-9	-	-	-	-	-	-	-	1-9	-	-			

Defense Game By Game

TOTAL TACKLES	UA-A	TOT	FS	WYO	ORE	NW	ILL	IND	PUR	WIS	OSU	MINN	MD	IOWA
Banderas, Josh	33-38	71	1-1	2-5	2-3	2-2	1-0	8-3	5-8	4-4	2-7	6-5		
Gerry, Nathan	41-23	64	DNP	4-3	4-5	5-3	3-2	6-2	2-4	7-0	9-0	1-4		
Williams, Kieron	36-22	58	6-4	4-1	3-4	5-3	0-3	10-0	2-2	2-0	3-1	1-4		
Kalu, Joshua	37-14	51	6-1	1-2	1-0	5-2	3-1	7-0	2-2	4-2	7-2	1-2		
Young II, Dedrick	29-20	49	5-1	2-2	2-2	6-1	2-4	3-1	5-6	3-0	1-2	0-1		
Rose-Ivey, Michael	19-29	48	0-1	2-3	4-2	0-2	1-5	1-3	1-3	6-2	4-4	0-4		
Williams, Aaron	23-25	48	3-2	-	0-4	5-2	0-3	2-0	1-2	4-1	3-5	5-6		
Jones, Chris	30-2	32	1-0	1-0	5-1	3-0	2-0	2-0	2-1	5-0	5-0	4-0		
Dzuris, Ross	15-16	31	3-1	1-3	3-2	1-2	2-1	2-0	1-2	-	2-1	0-4		
Maurice, Kevin	10-18	28	0-2	0-1	0-1	3-0	1-1	3-1	1-1	0-3	1-1	1-7		
Akinmoladun, Freedom	9-13	22	0-1	0-1	4-1	1-1	1-0	1-0	0-2	-	0-5	2-2		
Stoltenberg, Mick	7-14	21	1-1	DNP	0-1	1-1	0-2	-	1-2	2-4	0-1	2-2		
Newby, Marcus	6-11	17	1-2	1-3	1-2	-	-	1-0	0-2	1-0	1-1	0-1		
Davis, Carlos	6-9	15	0-1	2-3	-	0-1	1-0	1-0	1-0	1-0	0-2	0-2		
Weber, Chris	5-9	14	1-2	1-2	-	2-0	-	-	-	-	1-4	0-1		
Reed, Antonio	7-5	12	DNP	-	2-0	2-1	1-1	-	1-1	-	1-1	0-1		
McNitt, Luke	6-2	8	2-0	0-1	1-0	1-0	0-1	1-0	-	-	1-0	-		
Jackson, Lamar	6-2	8	5-1	-	-	1-0	-	-	-	-	-	0-1		
Joseph, Boaz	2-5	7	-	0-1	0-1	-	-	-	0-1	1-1	1-1	-		
Domann, Jojo	4-1	5	1-0	-	0-1	1-0	-	1-0	-	1-0	-	-		
Simpson, Brad	1-4	5	-	0-1	0-1	-	0-1	1-0	-	-	-	0-1		
Barry, Mohamed	0-5	5	0-1	0-1	0-1	-	-	-	0-1	-	-	0-1		
Davis, Khalil	3-1	4	0-1	2-0	-	-	DNP	-	-	-	1-0	-		
Hahn, Sam	2-1	3	1-0	-	-	-	-	1-0	-	0-1	-	-		
Neal, DaiShon	1-1	2	-	-	-	0-1	DNP	-	-	-	1-0	DNP		
Davis, Alex	0-2	2	0-1	-	-	-	DNP	-	-	-	0-1	-		
Nabity, Graham	1-1	2	1-0	-	-	-	0-1	-	-	-	-	DNP		
Reilly, Brandon	2-0	2	DNP	-	DNP	-	1-0	-	1-0	-	-	-		
Lightbourn, Caleb	2-0	2	-	1-0	-	-	DNP	1-0	-	-	-	-		
King, Sedrick	0-2	2	0-1	0-1	DNP	-	DNP	-	-	DNP	-	DNP		
Carter, Cethan	1-0	1	-	1-0	-	-	-	DNP	DNP	DNP	-	-		
Gifford, Luke	0-1	1	-	-	-	DNP	DNP	DNP	DNP	DNP	0-1	DNP		
Pierson-El, De'Mornay	1-0	1	-	-	1-0	-	-	-	-	-	-	-		
Anderson, Avery	0-1	1	-	-	DNP	DNP	DNP	DNP	DNP	DNP	0-1	DNP		
Cotton, Sam	1-0	1	-	-	-	-	-	-	-	1-0	-	-		
Ketter, Connor	0-1	1	-	-	-	-	-	-	-	-	DNP	0-1		
Lee Jr., Eric	0-1	1	-	-	-	-	-	DNP	DNP	DNP	0-1	DNP		
Taylor, Adam	1-0	1	-	-	1-0	-	DNP	DNP	DNP	DNP	DNP	DNP		
Natter, A.J.	1-0	1	1-0	-	-	DNP	DNP	DNP	DNP	-	-	DNP		
Rath, Logan	1-0	1	DNP	-	DNP	DNP	-	-	-	-	1-0	DNP		
Nelson, Jordan	0-1	1	0-1	-	-	-	-	-	-	-	-	-		



Defense Game By Game

TACKLES FOR LOSS	UA-A	TOT	FS	WYO	ORE	NW	ILL	IND	PUR	WIS	OSU	MINN	MD	IOWA	B1G
Dzuris, Ross	7-1	8	3-6	2-5	1-5	-	1-1	-	1-7	-	-	-	-	-	-
Gerry, Nathan	4-3	7	DNP	1-1	2-2	2-2	-	2-2	-	-	-	-	-	-	-
Rose-Ivey, Michael	2-4	6	-	1-4	1-3	1-0	1-1	1-0	-	1-1	-	-	-	-	-
Banderas, Josh	1-4	5	-	-	1-1	-	-	1-1	1-1	-	-	-	-	2-2	-
Maurice, Kevin	3-2	5	-	-	-	2-12	1-2	-	1-8	-	-	-	-	1-1	-
Davis, Carlos	3-1	4	-	-	-	-	1-1	-	1-17	-	-	-	-	1-7	1-0
Young II, Dedrick	2-2	4	-	-	-	1-1	-	2-3	-	-	-	-	-	1-1	-
Williams, Aaron	2-2	4	1-1	-	-	1-2	-	1-13	-	-	-	-	-	1-0	-
Stoltenberg, Mick	2-1	3	-	DNP	-	2-3	-	-	-	-	-	-	1-3	-	-
Williams, Kieron	1-2	3	1-0	-	-	-	-	1-1	1-1	-	-	-	-	-	-
Akinmoladun, Freedom	3-0	3	-	-	1-4	-	1-9	-	-	-	-	-	-	1-2	-
Jones, Chris	3-0	3	-	-	-	2-3	-	-	-	1-2	-	-	-	-	-
Kalu, Joshua	2-0	2	1-6	-	-	-	-	-	-	-	-	-	-	1-1	-
Davis, Khalil	2-0	2	-	2-4	-	-	DNP	-	-	-	-	-	-	-	-
Jackson, Lamar	2-0	2	2-14	-	-	-	-	-	-	-	-	-	-	-	-
Newby, Marcus	2-0	2	-	-	-	-	-	1-8	-	-	-	-	-	1-1	-
Lee Jr, Eric	0-1	1	-	-	-	-	-	DNP	DNP	1-1	DNP	DNP	-	-	-
Weber, Chris	0-1	1	-	-	-	-	-	-	-	1-1	-	-	-	-	-

SACKS	UA-A	TOT	FS	WYO	ORE	NW	ILL	IND	PUR	WIS	OSU	MINN	MD	IOWA	B1G
Dzuris, Ross	4-1	4.5	2-0-4	0-5-3	1-0-5	-	-	-	1-0-7	-	-	-	-	-	-
Maurice, Kevin	3-0	3.0	-	-	-	2-0-12	-	-	1-0-8	-	-	-	-	-	-
Davis, Carlos	2-0	2.0	-	-	-	-	-	-	1-0-17	-	1-0-7	-	-	-	-
Akinmoladun, Freedom	2-0	2.0	-	-	1-0-4	-	1-0-9	-	-	-	-	-	-	-	-
Stoltenberg, Mick	1-1	1.5	-	DNP	-	0-5-2	-	-	-	-	1-0-3	-	-	-	-
Young II, Dedrick	1-0	1.0	-	-	-	-	-	1-0-3	-	-	-	-	-	-	-
Jones, Chris	1-0	1.0	-	-	-	1-0-2	-	-	-	-	-	-	-	-	-
Kalu, Joshua	1-0	1.0	1-0-6	-	-	-	-	-	-	-	-	-	-	-	-
Jackson, Lamar	1-0	1.0	1-0-11	-	-	-	-	-	-	-	-	-	-	-	-
Williams, Aaron	1-0	1.0	-	-	-	-	-	1-0-13	-	-	-	-	-	-	-
Newby, Marcus	1-0	1.0	-	-	-	-	-	1-0-8	-	-	-	-	-	-	-
Gerry, Nathan	0-1	0.5	DNP	-	-	0-5-1	-	-	-	-	-	-	-	-	-
Rose-Ivey, Michael	0-1	0.5	-	0-5-4	-	-	-	-	-	-	-	-	-	-	-

INT RETURNS	NO-YDS	FS	WYO	ORE	NW	ILL	IND	PUR	WIS	OSU	MINN	MD	IOWA	B1G
Williams, Kieron	5-44	1-8	1-23	-	-	-	-	2-1	-	-	1-12	-	-	-
Gerry, Nathan	4-18	DNP	2-8	-	-	-	-	-	-	2-10	-	-	-	-
Jones, Chris	3-60	1-0	1-27	-	-	-	1-33	-	-	-	-	-	-	-
Williams, Aaron	3-0	-	1-4	-	1-0	-	1-4	-	-	-	-	-	-	-
Kalu, Joshua	1-0	-	-	-	1-0	-	-	-	-	-	-	-	-	-

FUMBLES RECOVERED	NO	FS	WYO	ORE	NW	ILL	IND	PUR	WIS	OSU	MINN	MD	IOWA	B1G
Dzuris, Ross	1	-	1	-	-	-	-	-	-	-	-	-	-	-
McNitt, Luke	1	-	-	-	-	-	-	-	-	1	-	-	-	-

FORCED FUMBLES	NO	FS	WYO	ORE	NW	ILL	IND	PUR	WIS	OSU	MINN	MD	IOWA	B1G
Young II, Dedrick	1	-	1	-	-	-	-	-	-	-	-	-	-	-
Akinmoladun, Freedom	1	-	-	1	-	-	-	-	-	-	-	-	-	-

FUMBLE RETURNS	NO-YDS	FS	WYO	ORE	NW	ILL	IND	PUR	WIS	OSU	MINN	MD	IOWA	B1G
Dzuris, Ross	1-9	-	1-9	-	-	-	-	-	-	-	-	-	-	-

Nebraska Team Game By Game

DATE	OPPONENT	--RUSHING--				--RECEIVING--				-----PASSING-----				--KICK RET--				--PUNT RET--				TOTAL	OFF.		
		NO.	YDS	TD	LG	NO.	YDS	TD	LG	CMP	ATT	INT	YDS	TD	LG	NO	YDS	TD	LG	NO	YDS			TD	LG
Sept. 3, 2016	Fresno State	51	292	5	24	6	114	1	57	6-13-0		114	1	57	1	32	0	32	0	0	0	0	0	406	
Sept. 10, 2016	Wyoming	43	138	2	12	21	412	4	63	21-35-1		412	4	63	3	86	0	45	0	0	0	0	0	550	
Sept. 17, 2016	Oregon	47	228	2	34	17	200	3	22	17-35-0		200	3	22	2	40	0	21	3	42	0	0	0	428	
Sept. 24, 2016	at Northwestern	47	310	2	49	18	246	1	59	18-29-0		246	1	59	1	21	0	21	0	0	0	0	0	556	
Oct. 1, 2016	Illinois	49	203	3	63	16	220	1	37	16-23-1		220	1	37	2	54	0	30	3	42	0	0	27	423	
Oct. 15, 2016	at Indiana	45	152	1	18	10	208	1	72	10-26-2		208	1	72	3	62	0	24	4	25	0	0	15	360	
Oct. 22, 2016	Purdue	37	157	2	25	17	252	1	40	17-31-1		252	1	40	1	59	0	59	1	0	0	0	0	409	
Oct. 29, 2016	at Wisconsin	44	152	2	19	12	153	0	36	12-31-2		153	0	36	2	34	0	19	4	36	0	0	15	305	
Nov. 5, 2016	at Ohio State	24	78	0	17	9	126	0	32	9-33-2		126	0	32	8	133	0	24	0	0	0	0	0	204	
Nov. 12, 2016	Minnesota	32	157	1	25	19	217	2	35	19-28-0		217	2	35	1	20	0	20	3	-1	0	0	7	374	
	Totals	419	1867	20	63	145	2148	14	72	145-284-9		2148	14	72	24	541	0	59	18	144	0	45	4015		
	Opponent	323	1417	15	50	206	2175	11	88	206-338-16		2175	11	88	27	565	0	39	12	136	0	39	359		

DATE	OPPONENT	-----TACKLES-----				-SACKS-		-FUMBLE-		INT-YDS	QBH	PASS BRK	BLKD KICK	-KICKS-----XPTS-				SAF	PTS					
		SOLO	AST	TOTAL	TFL-YDS	NO-YDS	FF	FR-YDS	ATT-MAD					RUN	RCV	RCV	SAF			PTS				
Sept. 3, 2016	Fresno State	39	26	65	7.0-27	4.0-21	0	0-0	2-8	5	3	0	0	5-5	1	0	0	0	0	0	0	0	43	
Sept. 10, 2016	Wyoming	25	34	59	5.0-14	1.0-7	1	1-9	5-62	5	3	0	0	7-7	0	0	0	0	0	0	0	0	52	
Sept. 17, 2016	Oregon	34	32	66	5.0-15	2.0-9	1	0-0	0-0	0	3	0	0	5-5	0	0	0	0	0	0	0	0	35	
Sept. 24, 2016	at Northwestern	44	22	66	9.0-23	4.0-17	0	0-0	2-0	2	6	0	0	3-3	0	0	0	0	0	0	0	0	24	
Oct. 1, 2016	Illinois	19	26	45	4.0-14	1.0-9	0	0-0	0-0	3	3	0	0	4-4	0	0	0	0	0	0	0	0	31	
Oct. 15, 2016	at Indiana	52	10	62	7.0-28	3.0-24	0	0-0	2-29	2	3	0	0	3-3	0	0	0	0	0	0	0	0	27	
Oct. 22, 2016	Purdue	26	40	66	4.0-34	3.0-32	0	0-0	2-1	3	6	0	0	3-3	0	0	0	0	0	0	0	0	27	
Oct. 29, 2016	at Wisconsin	42	18	60	4.0-12	2.0-10	0	0-0	2-10	1	2	0	0	2-2	0	0	0	0	0	0	0	0	17	
Nov. 5, 2016	at Ohio State	45	42	87	3.0-5	0.0-0	0	1-0	0-0	0	2	0	0	0-0	0	0	0	0	0	0	0	0	3	
Nov. 12, 2016	Minnesota	23	50	48.0	5.0-6	0.0-0	0	0-0	1-12	1	3	0	0	3-3	0	0	0	0	0	0	0	0	2	
	Totals	349	300	499.0	53.0-178	20.0-129	2	2-9	16-122	22	34	0	0	35-35	1	0	0	0	0	0	0	0	283	
	Opponent	378	346	551.0	48.0-162	7.0-64	3	4-34	9-153	14	46	3	0	23-21	1	0	0	1	0	0	1	0	226	

DATE	OPPONENT	-----PUNTING-----								--FIELD GOALS--			-----KICKOFFS-----					
		NO	YDS	AVG	LONG	BLKD	TB	FC	50+	I20	ATT-MADE	LG	BLKD	NO	YDS	AVG	TB	OB
Sept. 3, 2016	Fresno State	5	145	29.0	43	1	0	2	0	0	0-0	0	0	7	444	63.4	2	0
Sept. 10, 2016	Wyoming	3	94	31.3	44	0	0	1	0	1	1-1	29	0	9	582	64.7	7	0
Sept. 17, 2016	Oregon	5	236	47.2	58	0	0	0	1	3	0-0	0	0	6	377	62.8	2	0
Sept. 24, 2016	at Northwestern	5	193	38.6	47	0	2	0	0	1	1-1	23	0	5	318	63.6	2	0
Oct. 1, 2016	Illinois	0	0	0.0	0	0	0	0	0	0	2-1	29	0	6	384	64.0	4	0
Oct. 15, 2016	at Indiana	6	189	31.5	45	1	1	3	0	2	2-2	40	0	7	461	65.9	3	0
Oct. 22, 2016	Purdue	5	200	40.0	56	1	0	0	1	3	3-2	51	0	6	395	65.8	4	0
Oct. 29, 2016	at Wisconsin	7	291	41.6	51	0	1	3	1	3	1-1	35	0	4	255	63.8	2	0
Nov. 5, 2016	at Ohio State	6	251	41.8	53	0	0	1	3	3	1-1	20	0	2	126	63.0	1	0
Nov. 12, 2016	Minnesota	4	122	30.5	44	0	0	1	0	0	1-1	46	0	5	317	63.4	3	0
	Totals	46	1721	37.4	58	3	4	11	6	16	12-10	51	0	57	3659	64.2	30	0
	Opponent	47	1886	40.1	57	0	3	12	6	14	16-11	45	0	45	2807	62.4	16	5

Opponent Team Game By Game

DATE	OPPONENT	--RUSHING--				--RECEIVING--				-----PASSING-----				--KICK RET--				--PUNT RET--				TOTAL	OFF.	
		NO.	YDS	TD	LG	NO.	YDS	TD	LG	CMP	ATT	INT	YDS	TD	LG	NO	YDS	TD	LG	NO	YDS			TD
Sept. 3, 2016	Fresno State	26	31	0	19	24	243	1	32	24-43-2		243	1	32	5	102	0	32	2	17	0	15	274	
Sept. 10, 2016	Wyoming	31	131	1	42	16	189	1	35	16-32-5		189	1	35	2	40	0	24	1	25	0	25	320	
Sept. 17, 2016	Oregon	47	336	5	50	14	146	0	25	14-23-0		146	0	25	4	70	0	20	1	5	0	5	482	
Sept. 24, 2016	at Northwestern	32	137	1	42	25	251	1	24	25-38-2		251	1	24	3	84	0	35	1	5	0	5	388	
Oct. 1, 2016	Illinois	21	124	1	31	14	146	0	26	14-23-0		146	0	26	2	38	0	25	0	0	0	0	270	
Oct. 15, 2016	at Indiana	30	88	1	33	24	245	1	36	24-39-2		245	1	36	4	76	0	21	2	48	0	39	333	
Oct. 22, 2016	Purdue	22	24	0	9	25	309	2	88	25-45-2		309	2	88	2	41	0	22	1	4	0	4	333	
Oct. 29, 2016	at Wisconsin	38	223	2	41	14	114	1	30	14-23-2		114	1	30	2	45	0	25	1	24	0	24	337	
Nov. 5, 2016	at Ohio State	42	238	2	24	32	352	4	75	32-44-0		352	4	75	1	39	0	39	3	8	0	15	590	
Nov. 12, 2016	Minnesota	34	85	2	31	18	180	0	29	18-28-1		180	0	29	2	30	0	16	0	0	0	0	265	
	Opponent totals	323	1417	15	50	206	2175	11	88	206-338-16		2175	11	88	27	565	0	39	12	136	0	39	3592	
	Nebraska	419	1867	20	63	145	2148	14	72	145-284-9		2148	14	72	24	541	0	59	18	144	0	45	4015	

DATE	OPPONENT	-----TACKLES-----				-SACKS-		-FUMBLE-		INT-YDS	QBH	PASS BRK	BLKD KICK	-KICKS-----XPTS-				SAF	PTS					
		SOLO	AST	TOTAL	TFL-YDS	NO-YDS	FF	FR-YDS	ATT-MAD					RUN	RCV	RCV	SAF			PTS				
Sept. 3, 2016	Fresno State	29	42	71	1.0-7	0.0-0	0	0-0	0-0	0	2	1	1-1	0	0	0	0	0	0	0	0	0	10	
Sept. 10, 2016	Wyoming	39	36	75	5.0-25	2.0-19	1	0-0	1-13	1	4	0	2-2											

Team Comparison

OPPONENT	SCORE	1ST DNS (RUN/PASS/PEN.)	RUSHING	PASSING	PASS YDS	TOTAL OFFENSE	RET YDS	T/O
FRESNO STATE	43-10	20/17 (15/2; 4/12; 1/3)	51-292/26-31	6-13-0/24-43-2	114/243	64-406/69-274	40/119	0/2
WYOMING	52-17	25/16 (5/5; 17/8; 3/3)	43-138/31-131	21-35-1/16-32-5	412/189	78-550/63-320	157/78	1/6
OREGON	35-32	26/20 (12/14; 10/5; 4/1)	47-228/47-336	17-35-0/14-23-0	200/146	82-428/70-482	82/109	1/0
at Northwestern	24-13	26/23 (12/9; 12/12; 2/2)	47-310/32-137	18-29-0/25-38-2	246/251	76-556/70-388	21/89	2/2
ILLINOIS	31-16	23/12 (9/4; 12/7; 2/1)	49-203/21-124	16-23-1/14-23-0	220/146	72-423/44-270	96/62	2/0
Indiana	27-22	17/18 (9/4; 8/12; 0/2)	45-152/30-88	10-26-2/24-39-2	208/245	71-360/69-333	116/128	2/2
PURDUE	27-14	22/13 (10/4; 11/9; 1/0)	37-157/22-24	17-31-1/25-45-2	252/309	68-409/67-333	60/68	1/2
Wisconsin	17-23	16/16 (7/9; 9/7; 0/0)	44-152/38-223	12-31-2/14-23-2	153/114	75-305/61-337	80/74	2/2
Ohio State	3-62	9/34 (2/15; 6/17; 1/2)	24-78/42-238	9-33-2/32-44-0	126/352	57-204/86-590	133/131	2/1
MINNESOTA	24-17	19/15 (9/4; 10/8; 0/3)	32-157/34-85	19-28-0/18-28-1	217/180	60-374/62-265	31/30	0/1
Totals	283-226	203/184 (90/70; 99/97; 14/17)	419-1867/323-1417	145-284-9/206-338-16	2148/2175	703-4015/661-3592	816/888	13/18

Note: Game totals are displayed in the format TEAM/OPPONENT for each category

OPPONENT	3RD DOWN	4TH DOWN	TIME POSS	MARGIN	YDS/RUSH	YDS/PASS	YDS/PLAY	PUNTING	PENALTIES
FRESNO STATE	5-11/5-15	1-1/1-2	31:53/28:07	3:46	5.7/1.2	8.8/5.7	6.3/4.0	5-29.0/6-35.0	7-80/6-29
WYOMING	8-14/2-10	0-2/1-2	33:07/26:53	6:14	3.2/4.2	11.8/5.9	7.1/5.1	3-31.3/3-43.3	7-93/5-42
OREGON	5-13/5-14	2-3/2-3	35:05/24:55	10:10	4.9/7.1	5.7/6.3	5.2/6.9	5-47.2/6-36.8	7-55/13-126
at Northwestern	7-14/5-14	1-1/0-2	35:23/24:37	10:46	6.6/4.3	8.5/6.6	7.3/5.5	5-38.6/6-40.5	4-60/4-36
ILLINOIS	10-14/2-9	1-1/0-1	38:01/21:59	16:02	4.1/5.9	9.6/6.3	5.9/6.1	0-0.0/4-41.5	3-35/7-48
Indiana	5-15/5-15	1-1/0-2	32:56/27:04	5:52	3.4/2.9	8.0/6.3	5.1/4.8	6-31.5/6-40.3	9-53/1-10
PURDUE	7-15/6-16	0-0/2-5	33:19/26:41	6:38	4.2/1.1	8.1/6.9	6.0/5.0	5-40.0/5-44.6	7-67/4-32
Wisconsin	9-18/5-13	0-1/0-0	32:23/27:37	4:46	3.5/5.9	4.9/5.0	4.1/5.5	7-41.6/6-38.3	2-10/1-5
Ohio State	5-16/11-15	0-2/1-1	22:42/37:18	-14:36	3.2/5.7	3.8/8.0	3.6/6.9	6-41.8/0-0.0	4-43/4-35
MINNESOTA	7-15/8-16	2-2/1-1	29:06/30:54	-1:48	4.9/2.5	7.8/6.4	6.2/4.3	4-30.5/5-44.2	8-81/2-15
Totals	68-145/54-137	8-14/8-19	323:47/276:13	47:34	4.5/4.4	7.6/6.4	5.7/5.4	46-37.4/47-40.1	577/378

Note: Game totals are displayed in the format TEAM/OPPONENT for each category

Nebraska Red Zone Chart

NEBRASKA INSIDE OPPONENT RED-ZONE

DATE	OPPONENT	SCORE	TIMES IN RZ	TIMES SCORED	PTS	TOTAL TDS	RUSH TDS	PASS TDS	FGS MADE	----- FAILED TO SCORE INSIDE RZ -----					GAME	
										FGA	DNOWNS	INT	FUMB	HALF		
Sept. 3	Fresno State	W, 43-10	5	5	36	5	5	0	0	0	0	0	0	0	0	0
Sept. 10	Wyoming	W, 52-17	6	4	24	3	2	1	1	0	1	1	0	0	0	0
Sept. 17	Oregon	W, 35-32	3	2	14	2	1	1	0	0	0	0	1	0	0	0
* Sept. 24	at Northwestern	W, 24-13	5	4	24	3	2	1	1	0	0	0	1	0	0	0
* Oct. 1	Illinois	W, 31-16	5	4	24	3	2	1	1	0	0	0	1	0	0	0
* Oct. 15	at Indiana	W, 27-22	2	2	10	1	1	0	1	0	0	0	0	0	0	0
* Oct. 22	Purdue	W, 27-14	3	3	13	1	1	0	2	0	0	0	0	0	0	0
* Oct. 29	at Wisconsin	L, 17-23	4	3	17	2	2	0	1	0	0	0	0	1	0	0
* Nov. 5	at Ohio State	L, 3-62	3	1	3	0	0	0	1	0	2	0	0	0	0	0
* Nov. 12	Minnesota	W, 24-17	1	1	7	1	1	0	0	0	0	0	0	0	0	0
Totals			36	29	29	172	21	17	4	8	0	3	1	3	0	0
			29 of 36 (80.6%)													

OPPONENT INSIDE NEBRASKA RED-ZONE

DATE	OPPONENT	SCORE	TIMES IN RZ	TIMES SCORED	PTS	TOTAL TDS	RUSH TDS	PASS TDS	FGS MADE	----- FAILED TO SCORE INSIDE RZ -----					GAME	
										FGA	DNOWNS	INT	FUMB	HALF		
Sept. 3	Fresno State	W, 43-10	4	2	10	1	0	1	1	1	0	1	0	0	0	0
Sept. 10	Wyoming	W, 52-17	2	2	10	1	1	0	1	0	0	0	0	0	0	0
Sept. 17	Oregon	W, 35-32	3	3	20	3	3	0	0	0	0	0	0	0	0	0
* Sept. 24	at Northwestern	W, 24-13	1	0	0	0	0	0	0	1	0	0	0	0	0	0
* Oct. 1	Illinois	W, 31-16	2	2	6	0	0	0	2	0	0	0	0	0	0	0
* Oct. 15	at Indiana	W, 27-22	2	2	10	1	0	1	1	0	0	0	0	0	0	0
* Oct. 22	Purdue	W, 27-14	1	1	7	1	0	1	0	0	0	0	0	0	0	0
* Oct. 29	at Wisconsin	L, 17-23	1	1	7	1	0	1	0	0	0	0	0	0	0	0
* Nov. 5	at Ohio State	L, 3-62	6	6	34	4	1	3	2	0	0	0	0	0	0	0
* Nov. 12	Minnesota	W, 24-17	3	2	14	2	2	0	0	0	0	1	0	0	0	0
Totals			26	22	22	124	15	8	7	7	2	0	2	0	0	0
			22 of 26 (84.6%)													

LONG SEASON PLAYS (20 OR MORE YARDS)

	Husker Long Plays				Opponent Long Plays			
	Rush	Pass	Ret.	Total	Rush	Pass	Ret.	Total
Fresno State	1	2	1	4	0	2	3	5
Wyoming	0	7	4	11	3	2	0	5
Oregon	1	4	2	7	5	3	3	11
Northwestern	4	3	1	8	1	2	3	6
Illinois	1	4	3	8	2	2	2	6
Indiana	0	2	3	5	1	3	3	7
Purdue	4	5	1	10	0	3	2	5
Wisconsin	0	2	0	2	3	1	3	7
Ohio State	0	2	4	6	3	3	3	9
Minnesota	2	3	1	6	1	2	0	3
Totals	13	34	20	67	19	23	22	64

DRIVE SUPERLATIVES

	Nebraska	Opponent
Most Yards (Result)	97 vs. Wyoming (TD)	98 vs. Purdue (TD); at Ohio State (TD)
Most Plays (Result)	18 vs. Illinois (TD)	15 at Ohio State (TD)
Most Time (Result)	10:42 vs. Illinois (TD)	7:33 at Minnesota (TD)

NEBRASKA LONG PLAYS (67; 13 RUNS; 34 PASSES; 20 RETURNS)

Yards	Opponent	Play	Result
72	Indiana	Pass (Armstrong-Morgan)	Touchdown
63	Wyoming	Pass (Armstrong-Moore)	Touchdown
63	Illinois	Run (Newby)	Touchdown
59	Northwestern	Pass (Armstrong-Moore)	1st-Goal
59	Purdue	KOR (Bryant)	1st-10
57	Fresno State	Pass (Armstrong-Moore)	Touchdown
55	Wyoming	Pass (Armstrong-Westerkamp)	1st-10
49	Northwestern	Rush (Newby)	Turnover
45	Wyoming	KOR (Nelson)	1st-10
45	Oregon	PR (Pierson-El)	1st-10
45	Indiana	Pass (Armstrong-Reilly)	1st-10
40	Purdue	Pass (Armstrong-Pierson-El)	Touchdown
39	Wyoming	Pass (Armstrong-Ozigbo)	1st-10
38	Wyoming	Pass (Armstrong-Reilly)	1st-Goal
37	Northwestern	Rush (Armstrong)	1st-Goal
37	Northwestern	Pass (Armstrong-Reilly)	1st-Goal
37	Illinois	Pass (Armstrong-Ozigbo)	1st-10
36	Wisconsin	Pass (Armstrong-Westerkamp)	1st-Goal
35	Wyoming	Pass (Fyfe-Rahn)	Touchdown
35	Minnesota	Pass (Armstrong-Bryant)	Touchdown
34	Oregon	Run (Armstrong)	Touchdown
34	Wyoming	Pass (Armstrong-Westerkamp)	Touchdown
32	Ohio State	Pass (Armstrong-Westerkamp)	1st-10
33	Indiana	IR (Jones)	Touchdown
32	Fresno State	KOR (Bryant)	1st-10
32	Northwestern	Rush (Wilbon)	1st-10
31	Minnesota	Pass (Armstrong-Newby)	Touchdown
30	Illinois	KOR (Bryant)	1st-10
29	Minnesota	Pass (Armstrong-Pierson-El)	1st-10
28	Illinois	Pass (Armstrong-Westerkamp)	1st-10
28	Wyoming	Pass (Armstrong-Moore)	1st-10
28	Purdue	Pass (Armstrong-Reilly)	1st-10
28	Purdue	Pass (Armstrong-Morgan)	1st-10
27	Wyoming	IR (Jones)	1st-10
27	Northwestern	Pass (Armstrong-Carter)	1st-10
27	Illinois	PR (Pierson-El)	1st-10
26	Ohio State	Pass (Armstrong-Morgan)	1st-10
25	Purdue	Rush (Newby)	1st-10
25	Wisconsin	Pass (Armstrong-Morgan)	1st-10
25	Minnesota	Run (Newby)	1st-10
24	Purdue	Pass (Armstrong-Reilly)	1st-10
24	Purdue	Rush (Moore)	Touchdown
24	Fresno State	Run (Moore)	1st-10
24	Wyoming	KOR (Bryant)	1st-10
24	Indiana	KOR (Bryant)	1st-10
24	Illinois	KOR (Nelson)	1st-10
24	Ohio State	KOR (Bryant)	1st-10
23	Fresno State	Pass (Armstrong-Moore)	1st-10
23	Wyoming	IR (K. Williams)	Touchdown
23	Purdue	Pass (Armstrong-Pierson-El)	1st-10
23	Purdue	Rush (Armstrong)	Touchdown
22	Oregon	Pass (Armstrong-Westerkamp)	Touchdown
22	Oregon	Pass (Armstrong-Reimers)	Touchdown
21	Oregon	Pass (Armstrong-Carter)	1st-10
21	Indiana	KOR (Bryant)	1st-10
21	Oregon	KOR (Nelson)	1st-10
21	Northwestern	KOR (Bryant)	1st-10
21	Illinois	Pass (Armstrong-Westerkamp)	1st-10
21	Ohio State	KOR (Bryant)	1st-10
21	Ohio State	KOR (Bryant)	1st-10
21	Illinois	Pass (Armstrong-Newby)	1st-Goal
21	Minnesota	Run (Armstrong)	1st-10
20	Minnesota	KOR (Bryant)	1st-10
20	Northwestern	Rush (Armstrong)	1st-10
20	Oregon	Pass (Armstrong-Moore)	1st-10
20	Purdue	Rush (Armstrong)	1st-10

OPPONENT LONG PLAYS (64; 19 RUNS; 23 PASSES; 22 RETURNS)

Yards	Opponent	Play	Result
88	Purdue	Pass (Blough-Yancey)	Touchdown
75	Ohio State	Pass (Barrett-Samuel)	Touchdown
50	Oregon	Run (Griffin)	Touchdown
48	Ohio State	IR (Hooker)	Touchdown
46	Oregon	Run (Benoit)	1st-10
44	Purdue	Pass (Blough-Marshall)	1st-Goal
42	Wyoming	Run (Conway)	1st-10
42	Northwestern	Rush (Thorson)	Touchdown
41	Oregon	Run (Benoit)	Touchdown
41	Wisconsin	Run (Clement)	1st-10
39	Ohio State	KOR (Campbell)	1st-10
39	Wisconsin	Run (Ogunbowale)	1st-10
39	Indiana	PR (Paige)	1st-10
36	Indiana	Pass (Lagow-Jones)	1st-Goal
36	Ohio State	IR (Webb)	Touchdown
35	Wyoming	Pass (Allen-Genry)	Touchdown
35	Northwestern	KOR (Vault)	1st-10
34	Oregon	FR (Springs)	1st-10
33	Indiana	Rush (Redding)	Touchdown
32	Fresno State	Pass (Kline-Peck)	1st-10
32	Fresno State	KOR (Potts)	1st-10
31	Wyoming	Pass (Allen-Genry)	1st-10
31	Illinois	Run (Foster)	Touchdown
31	Illinois	Run (Corbin)	1st-10
31	Minnesota	Run (Smith)	1st-10
30	Wisconsin	Pass (Hornibrook-Fumagalli)	1st-10
29	Minnesota	Pass (Leidner-Wolitsky)	1st-10
28	Wyoming	Run (Conway)	1st-10
27	Northwestern	KOR (Nagel)	1st-10
26	Illinois	Pass (Lunt-Echard)	1st-10
26	Ohio State	Pass (Burrow-Hill)	1st-10
25	Illinois	Pass (Lunt-Turner)	1st-10
25	Illinois	KOR (Foster)	1st-10
25	Oregon	Pass (Prukop-Nelson)	1st-10
25	Minnesota	Pass (Leidner-Johnson)	1st-10
25	Fresno State	Pass (Kline-Peck)	1st-10
25	Wisconsin	KOR (Ogunbowale)	1st-10
24	Wisconsin	PR (Clement)	1st-10
24	Illinois	IR (Mosley)	1st-10
24	Wyoming	Run (May)	1st-10
24	Indiana	Pass (Lagow-Paige)	1st-10
24	Northwestern	Pass (Thorson-Carr)	Touchdown
24	Ohio State	Rush (Weber)	1st-Goal
23	Ohio State	Rush (Weber)	Touchdown
23	Northwestern	Pass (Thorson-Carr)	1st-10
23	Oregon	Pass (Prukop-Stanford)	1st-Goal
23	Fresno State	KOR (Johnson)	1st-10
23	Purdue	IR (Herman)	1st-10
23	Purdue	Pass (Blough-Herdman)	1st-10
22	Purdue	KOR (Lankford-Johnson)	1st-10
22	Oregon	Run (Prukop)	1st-10
22	Northwestern	KOR (Vault)	1st-10
22	Indiana	Pass (Lagow-Jones)	1st-10
22	Ohio State	Pass (Barrett-Wilson)	1st-Goal
21	Indiana	KOR (Williams)	1st-10
21	Indiana	KOR (Williams)	1st-10
21	Oregon	Pass (Prukop-Nelson)	1st-10
21	Wisconsin	Run (Shaw)	Touchdown
20	Wisconsin	KOR (Ogunbowale)	1st-10
20	Fresno State	KOR (Johnson)	1st-10
20	Oregon	KOR (Nelson)	1st-10
20	Oregon	Run (Brooks-James)	Touchdown
20	Oregon	KOR (Nelson)	1st-10
20	Ohio State	Rush (Barrett)	1st-10

GAME-OPENING DRIVES

Opponent	[---- Nebraska ----]			[---- Opponent ----]		
	Pts.	1st Dwn	Yds	Pts.	1st Dwn	Yds
Fresno State	0	0	7	0	3	46
Wyoming	0	2	19	0	0	7
Oregon	0	0	3	0	3	36
Northwestern	0	1	75	0	1	27
Illinois	7	5	75	0	1	19
Indiana	3	4	52	0	2	45
Purdue	7	1	22	0	0	0
Wisconsin	0	0	5	0	0	5
Ohio State	0	0	7	7	3	57
Minnesota	3	3	36	7	5	75

SECOND HALF-OPENING DRIVES

Opponent	[---- Nebraska ----]			[---- Opponent ----]		
	Pts.	1st Dwn	Yds	Pts.	1st Dwn	Yds
Fresno State	7	3	57	0	0	1
Wyoming	0	0	4	3	3	65
Oregon	7	4	75	0	0	3
Northwestern	7	3	80	0	3	40
Illinois	0	1	17	0	0	-4
Indiana	0	0	-1	0	1	9
Purdue	0	0	0	0	1	20
Wisconsin	0	0	2	7	5	73
Ohio State	0	0	7	7	1	75
Minnesota	7	5	79	0	1	13

SCORING DRIVES

Game	Scoring		[---Time---		[--Plays--]		5 or less	1 or 0
	Drives	Total	Total	Avg.	Total	Avg.		
Fresno State	6	21:11	3:31	46	7.67	2	0	
Wyoming	8	16:37	2:04	39	4.88	4	3	
Oregon	5	16:05	3:13	41	8.20	1	0	
at Northwestern	4	14:38	3:39	34	8.50	1	0	
Illinois	5	28:14	5:38	54	10.80	1	0	
at Indiana	5	17:31	3:30	35	7.00	2	1	
Purdue	5	16:41	3:20	34	6.80	4	1	
at Wisconsin	3	14:03	4:41	31	10.33	0	0	
at Ohio State	1	5:41	5:41	15	15.00	0	0	
Minnesota	4	18:15	4:33	38	9.50	1	0	
Season	46	168:56	3:40	367	7.98	16	5	
Opponents	40	110:37	2:45	282	7.05	15	6	

NEBRASKA SCORING DRIVES

Opponent	[-----Drive-----]				Qtr./Time	Play
	Plays	Yds	Time	Score		
Fresno State	13	80	6:25	7-0	1st/0:43	Ozigo 1-yd. run
Fresno State	4	38	1:27	14-0	2nd/12:34	Ozigo 6-yd. run
Fresno State	9	58	4:03	21-10	3rd/9:59	Armstrong 9-yd. run
Fresno State	2	62	14:51	28-10	4th/14:51	Moore 57-yd. pass from Armstrong
Fresno State	8	63	4:17	36-10	4th/9:50	Armstrong 4-yd. run
Fresno State	10	67	4:03	43-10	4th/4:20	Bryant 3-yd. run
Wyoming	7	97	3:05	7-0	1st/6:12	Armstrong 7-yd. run
Wyoming	9	52	3:38	10-0	2nd/9:03	Brown 29-yd. FG
Wyoming	5	52	0:44	17-0	2nd/5:57	Moore 63-yd. from Armstrong
Wyoming	0	0	0:00	24-10	3rd/4:48	K. Williams 23-yd. interception return
Wyoming	8	76	3:17	31-17	4th/13:11	Westerkamp 34-yd. pass from Armstrong
Wyoming	1	1	0:04	38-17	4th/12:59	Ozigo 1-yd. run
Wyoming	10	53	4:48	45-17	4th/7:28	Westerkamp 9-yd. pass from Armstrong
Wyoming	1	35	0:09	52-17	4th/5:15	Rahn 35-yd. pass from Armstrong
Oregon	8	55	2:53	7-8	1st/2:05	Westerkamp 22-yd. pass from Armstrong
Oregon	5	19	0:29	14-20	2nd/0:05	Westerkamp 3-yd. pass from Armstrong
Oregon	7	75	3:12	21-20	3rd/11:48	Reimers 22-yd. pass from Armstrong
Oregon	10	62	4:28	28-20	3rd/6:13	Ozigo 7-yd. run
Oregon	11	80	5:03	35-32	4th/2:29	Armstrong 34-yd. run
Northwestern	13	74	5:47	3-0	2nd/13:40	Brown 23-yd. FG
Northwestern	2	63	0:42	10-7	2nd/1:41	Newby 4-yd. run
Northwestern	10	80	3:52	17-7	3rd/9:00	Carter 4-yd. pass from Armstrong
Northwestern	9	79	4:17	24-13	3rd/3:06	Westerkamp 10-yd. run
Illinois	13	75	6:37	1st/8:23	7-0	Armstrong 1-yd. run
Illinois	10	53	4:12	2nd/5:59	10-7	Brown 29-yd. FG
Illinois	18	75	10:42	4th/11:58	17-16	Newby 3-yd. run
Illinois	11	59	5:49	4th/4:32	24-16	Foster 6-yd. pass from Armstrong
Illinois	2	70	0:54	4th/2:03	31-16	Newby 63-yd. run
Indiana	12	52	5:14	1st/9:46	7-0	Brown 40-yd. FG
Indiana	6	64	2:21	1st/4:47	10-0	Newby 4-yd. run
Indiana	0	0	0:00	1st/4:43	17-0	Jones 33-yd. interception return
Indiana	5	85	2:15	4th/9:57	24-15	Morgan 72-yd. pass from Armstrong
Indiana	15	60	7:41	4th/0:45	27-22	Brown 39-yd. FG
Purdue	1	22	0:08	1st/14:44	7-0	Armstrong 22-yd. run
Purdue	12	52	6:17	1st/4:03	10-7	Brown 30-yd. FG
Purdue	5	68	2:28	3rd/7:45	17-14	Pierson-El 40-yd. pass from Armstrong
Purdue	11	81	5:47	4th/14:05	24-14	Moore 24-yd. run
Purdue	5	-5	2:01	4th/11:10	27-14	Brown 51-yd. FG
Wisconsin	6	42	2:12	2nd/13:41	7-7	Ozigo 1-yd. run
Wisconsin	14	75	5:58	4th/13:45	14-17	Armstrong 2-yd. run
Wisconsin	11	52	5:53	4th/3:43	17-17	Brown 35-yd. FG
Ohio State	15	72	5:41	1st/7:45	3-7	Brown 20-yd. FG
Minnesota	9	36	4:45	1st/2:42	3-7	Brown 46-yd. FG
Minnesota	5	64	2:10	2nd/13:24	10-7	Bryant 35-yd. pass from Armstrong
Minnesota	11	79	5:40	3rd/9:16	17-17	Newby 31-yd. pass from Armstrong
Minnesota	13	91	5:40	4th/7:17	24-17	Armstrong 13-yd. run

OPPONENT SCORING DRIVES

Opponent	[-----Drive-----]				Qtr./Time	Play
	Plays	Yds	Time	Score		
Fresno State	7	32	2:37	7-14	2nd/5:38	Peck 7-yd. pass from Virgil
Fresno State	10	68	3:39	10-14	2nd/0:00	Kroening 26-yd. FG
Wyoming	5	52	0:44	7-17	2nd/0:08	Gentry 35-yd. pass from Allen
Wyoming	10	65	3:52	10-17	3rd/11:08	Rothe 27-yd. FG
Wyoming	6	76	3:06	17-24	2nd/1:35	Hill 1-yd. run
Oregon	10	65	2:46	8-0	1st/8:19	Brooks-James 20-yd. run
Oregon	11	64	3:41	14-7	2nd/5:56	Brooks-James 2-yd. run
Oregon	1	50	0:09	20-7	2nd/2:30	Griffin 50-yd. run
Oregon	7	75	3:31	26-28	3rd/2:42	Benoit 41-yd. run
Oregon	10	97	2:54	32-28	4th/10:31	James-Brooks 1-yd. run
Northwestern	1	42	0:09	7-3	2nd/9:09	Thorson 42-yd. run
Northwestern	5	52	1:24	13-17	3rd/7:29	Carr 24-yd. pass from Thorson
Illinois	8	60	3:57	2nd/10:11	7-7	Foster 31-yd. run
Illinois	10	69	4:58	2nd/1:01	10-10	McLaughlin 24-yd FG
Illinois	3	21	0:28	2nd/0:00	13-10	McLaughlin 43-yd FG
Illinois	8	74	3:45	3rd/7:49	16-10	McLaughlin 33-yd FG
Indiana	0	0	0:00	2nd/12:29	2-17	Team Safety after blocked punt
Indiana	12	57	5:06	2nd/7:23	5-17	Oakes 36-yd. FG
Indiana	4	0	0:34	2nd/1:18	8-17	Oakes 45-yd. FG
Indiana	2	33	0:09	3rd/0:00	15-17	Redding 33-yd. run
Indiana	5	75	1:31	4th/8:26	22-24	Redding 4-yd. pass from Lagow
Purdue	9	75	4:24	1st/10:20	7-7	Yancey 1-yd. pass from Blough
Purdue	4	98	2:01	2nd/10:52	14-10	Yancey 88-yd. pass from Blough
Wisconsin	2	51	0:43	1st/9:38	7-0	Shaw 21-yd. run
Wisconsin	7	25	3:18	2nd/6:53	10-7	Endicott 44-yd. FG
Wisconsin	13	73	6:36	3rd/8:17	17-7	Wheelwright 9-yd. pass from Hornibrook
Wisconsin	0	0	0:00	OT	23-17	Ogunbowale 11-yd. run
Ohio State	0	0	0:00	1st/13:26	7-0	Webb 36-yd. INT return
Ohio State	10	57	4:19	1st/3:16	14-3	McLaurin 7-yd. pass from Barrett
Ohio State	8	83	3:25	2nd/12:21	21-3	Weber 23-yd. run
Ohio State	9	20	2:52	2nd/8:22	24-3	Durbin 13-yd. FG
Ohio State	15	85	3:39	2nd/0:03	31-3	Samuel 1-yd. pass from Barrett
Ohio State	1	75	0:12	3rd/14:48	38-3	Samuel 75-yd. pass from Barrett
Ohio State	9	87	3:39	3rd/10:00	45-3	Brown 6-yd. pass from Barrett
Ohio State	14	41	7:25	3rd/1:35	48-3	Durbin 28-yd. FG
Ohio State	0	0	0:00	3rd/0:34	55-3	Hooker 48-yd. INT return
Ohio State	11	98	5:21	4th/7:18	62-3	Burrow 12-yd. run
Minnesota	14	75	7:33	1st/7:27	7-0	Smith 3-yd. run
Minnesota	9	54	4:39	2nd/4:54	14-10	Leidner 1-yd. run
Minnesota	7	18	1:40	2nd/0:00	17-10	Carpenter 42-yd. FG

NEBRASKA POINTS OFF TURNOVERS

Game	ToS Gained	Tds	FG-FGA	Pts.	(NU Fumbles/Lost, INT)
Fresno State	2 (0/0 F/L, 2 INT)	1	0-0	7	0 (1/0 F/L, 0 INT)
Wyoming	6 (2/1 F/L, 5 INT)	4	0-0	28	1 (4/0 F/L, 1 INT)
Oregon	0 (1/0 F/L, 0 INT)	0	0-0	0	1 (3/1 F/L, 0 INT)
Northwestern	2 (0/0 F/L, 2 INT)	1	0-0	7	2 (2/2 F/L, 0 INT)
Illinois	0 (0/0 F/L, 0 INT)	0	0-0	0	2 (1/1 F/L, 1 INT)
Indiana	2 (0/0 F/L, 0 INT)	1	0-0	7	2 (0/0 F/L, 2 INT)
Purdue	2 (0/0 F/L, 2 INT)	1	0-1	7	1 (0/0 F/L, 1 INT)
Wisconsin	2 (0/0 F/L, 2 INT)	0	1-1	3	2 (0/0 F/L, 2 INT)
Ohio State	2 (1/1 F/L, 0 INT)	0	0-0	0	2 (0/0 F/L, 2 INT)
Minnesota	1 (0/0 F/L, 1 INT)	0	0-0	0	0 (1/0 F/L, 0 INT)

Nebraska	18 (4/2 F/L, 15 INT)	8	1-1	59	13 (12/4 F/L, 9 INT)
Opponent	13 (12/4 F/L, 9 INT)	3	4-4	35	17 (4/2 F/L, 16 INT)

STARTING FIELD POSITION*

	NU Avg. Start	Opp. Avg. Start	NU diff.
	(yards/drives/in 20/past 50)	(yards/drives/in 20/past 50)	
Fresno State	31.3 (376/12/1/1)	34.3 (412/12/1/3)	-3.0
Wyoming	38.8 (543/14/1/3)	27.1 (380/15/3/1)	11.7
Oregon	33.3 (433/13/1/1)	23.8 (309/13/4/1)	9.5
Northwestern	23.6 (307/13/2/0)	28.5 (342/12/1/1)	-4.9
Illinois	36.6 (329/9/1/2)	27.8 (250/9/2/1)	8.8
Indiana	27.1 (380/14/4/0)	30.1 (422/14/4/2)	-3.0
Purdue	39.8 (517/13/2/4)	22.1 (287/13/3/0)	17.7
Wisconsin	32.5 (423/13/2/2)	25.3 (303/12/4/0)	7.2
Ohio State	27.9 (335/12/2/1)	29 (290/10/4/1)	-1.1
Minnesota	20.3 (183/9/5/0)	26.9 (242/9/2/0)	-6.6

Totals	31.4 (3826/122/21/14)	27.2 (3237/119/28/10)	4.2
---------------	------------------------------	------------------------------	------------

*does not include drives with time of 0:00 (ie, defensive and special teams touchdowns, end of half turnovers, overtime, etc.)

PENALTY NUMBERS

	NU Pen.-Yds.	Opp. Pen.-Yds
Fresno State	7-80	6-29
Wyoming	7-93	5-42
Oregon	7-55	13-126
Northwestern	4-60	4-36
Illinois	3-35	7-48
Indiana	9-53	1-10
Purdue	7-67	4-32
Wisconsin	2-10	1-5
Ohio State	4-43	4-35
Minnesota	8-81	2-15

Totals (Avg/Penalty)	58-577 (9.9)	47-378 (8.0)
Avg/Game	5.8-57.7	4.7-37.8

Individual Career/Season Superlatives

SEASON AND CAREER, MOST PASSING YARDS

Player	2016	Career
Tommy Armstrong Jr.	377 vs. Wyoming	381 vs. USC, 2014
Ryker Fyfe	52 at Ohio State	407 at Purdue, 2015
De'Mornay Pierson-El		16 at Northwestern, 2014

*Indicates touchdown pass

SEASON AND CAREER, LONGEST PASS

2016	Career
72* at Indiana (Morgan)	99* vs. Georgia, 2013 (Enunwa)
35 vs. Wyoming (Rahn)	52 at Purdue (Reilly)
	16* at Northwestern (Armstrong)

SEASON AND CAREER, MOST RECEIVING YARDS

Player	2016	Career
Tommy Armstrong Jr.		16 at Northwestern, 2014
Christian Bailey		10 at Fresno State, 2014
Tre Bryant	35 vs. Minnesota	Same
Cethan Carter	48 vs. Oregon	76 vs. Iowa, 2015
Sam Cotton	37 at Indiana	Same
Trey Foster	6 vs. Illinois	9 at Purdue, 2013; vs. BYU, 2015
Luke McNitt		6 vs. S. Alabama, 2015
Alonzo Moore	109 vs. Wyoming	Same
Stanley Morgan Jr.	93 at Indiana	Same
Terrell Newby	31 vs. Minnesota	38 vs. S. Alabama, 2015
Devine Ozigbo	39 vs. Wyoming	42 at Purdue, 2015
Gabe Rahn	35 vs. Wyoming	Same
Bryan Reimers	22 vs. Oregon	Same
De'Mornay Pierson-El	69 vs. Purdue	134 vs. USC, 2014
Brandon Reilly	73 vs. Purdue	112 vs. Southern Miss, 2015
Jordan Westerkamp	105 vs. Wyoming	158 at Michigan State, 2014
Mikale Wilbon	13 vs. Illinois	28 vs. BYU, 2015

*Indicates touchdown scored

SEASON AND CAREER, LONGEST CATCH

2016	Career
	16* at Northwestern, 2014 (Pierson-El)
	10* at Fresno State, 2014 (Fyfe)
35* vs. Minnesota (Armstrong)	Same
27 at Northwestern (Armstrong)	55 at Illinois, 2015 (Armstrong)
17 at Indiana (Armstrong)	23* at Fresno State, 2014 (Armstrong)
66* vs. Illinois (Armstrong)	9 at Purdue, '13 (Kellogg); 9* vs. BYU, '15 (Armstrong)
	6 vs. S. Alabama, 2015(Fyfe)
63* vs. Wyoming (Armstrong)	Same
72* at Indiana (Armstrong)	Same
31* vs. Minnesota (Armstrong)	30 vs. S. Alabama, 2015 (Armstrong)
39 vs. Wyoming (Armstrong)	30 at Purdue, 2015 (Fyfe)
35* vs. Wyoming (Fyfe)	Same
22* vs. Oregon (Armstrong)	Same
40* vs. Purdue (Armstrong)	46 at Northwestern, 2014 (Armstrong)
45 at Indiana (Armstrong)	52 at Purdue, 2015 (Fyfe)
55 vs. Wyoming (Armstrong)	70* at Fresno State, 2014 (Armstrong)
13 vs. Illinois (Armstrong)	14 vs. BYU, 2015 (Armstrong)

SEASON AND CAREER, MOST RUSHING YARDS

Player	2016	Career
Tommy Armstrong Jr.	133 at Northwestern	Same
Tre Bryant	37 vs. Wyoming	Same
Cethan Carter	16 at Northwestern	32* at Rutgers
Ryker Fyfe	5 vs. Fresno State	29 vs. Florida Atlantic, 2014
Caleb Lightbourn	4 vs. Wyoming	Same
Alonzo Moore	34 vs. Fresno State	Same
Graham Nabity		14 vs. South Dakota State, 2013
Jordan Nelson		35 vs. Illinois, 2014
Terrell Newby	140 vs. Illinois	198 vs. S. Alabama, 2015
Devine Ozigbo	103 vs. Fresno State	Same
De'Mornay Pierson-El	21 vs. Minnesota	Same
Brandon Reilly	12 vs. Wyoming	20 at Purdue, 2015
Jordan Westerkamp	10 at Northwestern	Same
Mikale Wilbon	55 at Northwestern	Same

*Indicates touchdown scored

SEASON AND CAREER, LONGEST RUN

2016	Career
37 at Northwestern	42 vs. McNeese State, 2014
13 vs. Fresno State	Same
16 at Northwestern	32* at Rutgers, 2015
5 vs. Fresno State	15 vs. Florida Atlantic, 2014
4 vs. Wyoming	Same
24 vs. Fresno State; 24* vs. Purdue	Same
	6 vs. Southern Miss; vs. SDSU, 2013
	18 vs. Illinois, 2014
63* vs. Illinois	69* at Minnesota, 2015
17 vs. Fresno State	31 at Illinois, 2015
9 vs. Minnesota	Same
12 vs. Wyoming	20 at Purdue, 2015
10* at Northwestern	Same
32 at Northwestern	Same

SEASON AND CAREER, MOST TACKLES, TFLS AND SACKS

Player	Tackles (2016)	Career	TFL (2016)	Career	Sacks (2016)	Career
Freedom Akinmoladun	5 vs. Oregon; at Ohio State	6 at Miami, 2015	1 3x, last vs. Purdue	2 vs. S. Alabama, 2015; USM, 2015	1.0 vs. Oregon; Illinois	2.0 vs. Southern Miss
Avery Anderson	1 at Ohio State	Same		Same		Same
Josh Banderas	13 vs. Purdue	14 vs. USC, 2014	2 vs. Minnesota	2 4x, last vs. Minnesota, 2016		1 vs. UCLA, 2013 at Purdue, 2013
Mohamed Barry	1 5x, last vs. Minnesota	Same		Same		Same
Alex Davis	1 vs. Fresno State; at Ohio State	Same		Same		Same
Carlos Davis	5 vs. Wyoming	Same	1.0 vs. Purdue; at Wisconsin	Same	1.0 vs. Purdue; at Wisconsin	Same
Khalil Davis	2 vs. Wyoming	Same	2 vs. Wyoming	Same		Same
Jolo Domann	1 4x, last at Wisconsin	Same		Same		Same
Ross Dzuris	5 vs. Oregon	5 at Purdue, 2015; vs. Oregon, 2015	3 vs. Fresno State	Same	2.0 vs. Fresno State	Same
Tyrin Ferguson		1 3x, last at Minnesota, 2015		Same		Same
Nathan Gerry	9 vs. Oregon; at Ohio State	15 at Iowa, 2014	2 3x, at Indiana	3 at Iowa, 2014	0.5 at Northwestern	1.0 vs. Northwestern, 2015
Luke Gifford	1 at Ohio State	4 vs. S. Alabama, 2015		1 vs. S. Alabama, 2015		Same
Sam Hahn	1 vs. Fresno State	Same		Same		Same
Charles Jackson		3 vs. Wyoming, 2013		Same		Same
Lamar Jackson	6 vs. Fresno State	Same	2 vs. Fresno State	Same	1 vs. Fresno State	Same
Chris Jones	6 vs. Oregon	Same	2 at Northwestern	Same	1.0 at Northwestern	1.0 vs. Southern Miss, 2015; at NW, 2016
Boaz Joseph	2 at Wisconsin; at Ohio State	Same		Same		Same
Joshua Kalu	9 at Ohio State	9 3x, last at OSU, 2016	1 vs. Fresno State; vs. Minnesota	2 vs. BYU, 2015	1 vs. Fresno State	1.0 vs. So. Miss, 2015; Fresno St., 2016
Sedrick King	1 vs. Fresno State; vs. Wyoming	Same		Same		Same
Eric Lee Jr.	1 at Ohio State	Same	1 at Ohio State	Same	1 at Ohio State	Same
Luke McNitt	2 vs. Fresno State	Same		Same		Same
Kevin Maurice	8 vs. Minnesota	8 at Illinois, 2015; vs. Minnesota, 2016	2 at Northwestern	2 vs. Purdue, 2014; at NW, 2016	2.0 at Northwestern	Same
A.J. Natter	1 vs. Fresno State	1 3x, last vs. Fresno State		Same		Same
DaiShon Neal	1 at Northwestern; at Ohio State	Same		Same		Same
Marcus Newby	4 vs. Wyoming	8 vs. Michigan State, 2015	1 at Indiana; at Wisconsin	1 8x, last at at Wisconsin, 2016	1.0 at Indiana	1 3x, last at Indiana, 2016
Graham Nabity	1 vs. Fresno State	Same		Same		Same
Jordan Nelson	1 vs. Fresno State	Same		Same		Same
Logan Rath		4 vs. Florida Atlantic, 2014		1 vs. Florida Atlantic, 2014		Same
Antonio Reed	3 at Northwestern	Same		Same		Same
Michael Rose-Ivey	8 at Wisconsin; at Ohio State	17 vs. Iowa, 2013	1 6x, at Ohio State	4 vs. Iowa, 2013	0.5 vs. Wyoming	Same
Brad Simpson	1 3x, last at Indiana	1 4x, last vs. Wyoming, 2016		Same		Same
Mick Stoltenberg	6 at Wisconsin	Same	2 at Northwestern	2 at Northwestern	1.0 at Wisconsin	1.0 vs. S. Alabama, 2015; at Wis., 2016
Aaron Williams	11 vs. Minnesota	Same	1 4x, last vs. Minnesota	1 6x, last vs. Minnesota	1.0 at Indiana	Same
Kieron Williams	10 at Indiana	Same	1 3x, last vs. Purdue	1 4x, last vs. Purdue, 2016		Same
Chris Weber	5 at Ohio State	17 at Illinois, 2015	1 at Ohio State	3 at Illinois, 2015		Same
Dedrick Young	11 vs. Purdue	11 at Illinois, 2015; vs. Purdue, 2016	2 at Indiana	2 at Illinois, 2015; at Indiana, 2016	1.0 at Indiana	Same

Nebraska Statistical Highs and Lows

NEBRASKA TOTALS	HIGHS	LOWS
Points Scored	52 vs. Wyoming	3 at Ohio State
First Downs	26 vs. Oregon; at Northwestern	9 at Ohio State
Rushing Attempts	51 vs. Fresno State	24 at Ohio State
Rushing Yards	310 at Northwestern	78 at Ohio State
Passes Attempted	35 vs. Wyoming; vs. Oregon	13 vs. Fresno State
Passes Completed	21 vs. Wyoming	6 vs. Fresno State
Had Intercepted	2 at Indiana; at Wisconsin; at Ohio State	0 vs. Fresno State; vs. Oregon; Minnesota
Passing Yards	412 vs. Wyoming	114 vs. Fresno State
Total Plays	82 vs. Oregon	57 at Ohio State
Total Yards	556 at Northwestern	204 at Ohio State
Possession Time	38:01 vs. Illinois	22:42 at Ohio State
Fumbles	4 vs. Wyoming	0 at Indiana; vs. Purdue; at Wisconsin; at Ohio State
Fumbles Lost	2 at Northwestern	0, Seven Times
Turnovers	2 at Northwestern, vs. Illinois; at Indiana; at Wisconsin; at Ohio State	0 vs. Fresno State; vs. Wyoming; Minnesota
Turnover Margin	+5 vs. Wyoming	-1 vs. Oregon
Penalties	9 at Indiana	2 at Wisconsin
Yards Penalized	93 vs. Wyoming	10 at Wisconsin
Sacks By-Yards Lost	4-21 vs. Fresno State; 4-17 at Northwestern	0-0 at Ohio State; Minnesota
Team Tackles for Loss-Yards	9-23 at Northwestern	3-5 at Ohio State

OPPONENT TOTALS	HIGHS	LOWS
Points Scored	62 at Ohio State	10 vs. Fresno State
First Downs	34 at Ohio State	12 vs. Illinois
Rushing Attempts	47 vs. Oregon	21 vs. Illinois
Rushing Yards	336 vs. Oregon	24 vs. Purdue
Passes Attempted	45 vs. Purdue	23 vs. Oregon; vs. Illinois; at Wisconsin
Passes Completed	32 at Ohio State	14 vs. Oregon; vs. Illinois; at Wisconsin
Had Intercepted	5 vs. Wyoming	0 vs. Oregon; vs. Illinois; at Ohio State
Passing Yards	352 at Ohio State	114 at Wisconsin
Total Plays	86 at Ohio State	44 vs. Illinois
Total Yards	590 at Ohio State	270 vs. Illinois
Possession Time	37:18 at Ohio State	21:59 vs. Illinois
Fumbles	2 vs. Wyoming	0, Seven Times
Fumbles Lost	1 vs. Wyoming; at Ohio State	0 Seven Times
Turnovers	6 vs. Wyoming	0 vs. Illinois
Turnover Margin	+2 vs. Illinois	-5 vs. Wyoming
Penalties	13 vs. Oregon	1 at Indiana; at Wisconsin
Yards Penalized	126 vs. Oregon	5 at Wisconsin
Sacks By-Yards Lost	2-19 vs. Wyoming	0-0 vs. Fresno State; at Northwestern; vs. Illinois; at Ohio State
Team Tackles for Loss-Yards	9-29 vs. Purdue	1-7 vs. Fresno State

NEBRASKA INDIVIDUAL HIGHS

Most Rushing Attempts.....	27; Terrell Newby vs. Illinois
Most Net Rushing Yards.....	140; Terrell Newby vs. Illinois
Most Rushing TDs.....	2; Tommy Armstrong Jr. vs. Fresno State; Devine Ozigbo vs. Fresno State; Terrell Newby vs. Illinois
Longest TD Run.....	63; Terrell Newby vs. Illinois
Longest Run, No TD.....	49; Terrell Newby at Northwestern
Most Pass Attempts.....	34; Tommy Armstrong vs. Wyoming
Most Completed Passes.....	20; Tommy Armstrong vs. Wyoming
Most Passing Yards.....	377; Tommy Armstrong vs. Wyoming
Most Passing TDs.....	3; Tommy Armstrong vs. Wyoming; vs. Oregon
Longest TD Pass.....	72; Tommy Armstrong Jr. to Stanley Morgan vs. Indiana
Longest Pass, No TD.....	59; Tommy Armstrong Jr. to Alonzo Moore at Northwestern
Most Pass Receptions.....	6; Jordan Westerkamp vs. Minnesota
Most Receiving Yards.....	109; Alonzo Moore vs. Wyoming
Most TD Receptions.....	2; Jordan Westerkamp vs. Wyoming, vs. Oregon
Most Total Offense Attempts.....	49; Tommy Armstrong Jr. vs. Oregon (16 rush, 33 passes)
Most Total Offense Yards.....	389; Tommy Armstrong Jr. vs. Wyoming (12 rush, 377 pass)
Most All-Purpose Attempts.....	28; Terrell Newby vs. Illinois (27 rushes, 1 reception)
Most All-Purpose Yards.....	166; Terrell Newby at Northwestern
Most Touchdowns Scored.....	2; Tommy Armstrong Jr. vs. Fresno State; Devine Ozigbo vs. Fresno State; Jordan Westerkamp vs. Wyoming, vs. Oregon; Terrell Newby vs. Illinois
Most Field Goals Attempted.....	3; Drew Brown vs. Purdue
Most Field Goals Made.....	2; Drew Brown vs. Indiana; vs. Purdue
Longest Field Goal Made.....	51; Drew Brown vs. Purdue
Longest Field Goal Attempted.....	56; Drew Brown vs. Illinois
Most Interceptions.....	2; Nathan Gerry vs. Wyoming, at Wisconsin; Kieron Williams vs. Wyoming, vs. Purdue
Longest Interception TD Return.....	33; Chris Jones vs. Indiana
Longest Interception Return, No TD.....	27; Chris Jones vs. Wyoming
Longest Fumble TD Return.....	None
Longest Fumble Return, No TD.....	9; Ross Dzuris vs. Wyoming
Longest Punt Return, TD.....	None
Longest Punt Return, No TD.....	45; De'Mornay Pierson-El vs. Oregon
Most Punt Return Yardage.....	42; De'Mornay Pierson-El vs. Oregon; vs. Illinois
Longest Kickoff Return, TD.....	None
Longest Kickoff Return, No TD.....	59; Tre Bryant vs. Purdue
Longest Blocked Punt, TD.....	None
Longest Blocked Field Goal Return.....	None
Most Kickoff Return Yardage.....	124; Tre Bryant at Ohio State
Most Punts.....	7; Caleb Lightbourn at Wisconsin (41.6 avg)
Highest Punting Average.....	47.2; Caleb Lightbourn vs. Oregon (5 punts)
Longest Punt.....	58; Caleb Lightbourn vs. Oregon

Nebraska Statistical Highs and Lows

NEBRASKA INDIVIDUAL HIGHS...(CONTINUED)

Most Total Tackles.....	13; Josh Banderas (5 solo, 8 asst.) vs. Purdue
Most Solo Tackles.....	10; Kieron Williams vs. Indiana
Most Tackles for Loss.....	3; Ross Dzuris vs. Fresno State (6 yards)
Most Yards Lost.....	17; Carlos Davis vs. Purdue (1 TFL)
Most Quarterback Sacks.....	2; Ross Dzuris vs. Fresno State (4 yards); Kevin Maurice (12 yards)
Most Yards Lost.....	17; Carlos Davis vs. Purdue (1.0 sack)
Most Pass Breakups.....	2; Nathan Gerry at Northwestern; Chris Jones at Northwestern, vs. Indiana; Dedrick Young II vs. Purdue
Most Blocked Field Goals.....	None
Most Blocked Punts.....	None
Most Blocked PAT.....	None

OPPONENT INDIVIDUAL HIGHS

Most Yards Rushing.....	120; Dare Ogunbowale (Wisconsin)
Most Rushing Attempts.....	20; Dakota Prukop (Oregon); Justin Jackson (Northwestern)
Most Yards Passing.....	309; David Blough (Purdue)
Most Passing Attempts.....	43; David Blough (Purdue)
Most Pass Completions.....	26; J.T. Barrett (Ohio State)
Most Pass Receptions.....	9; Aaron Peck (Fresno State); Mitchell Paige (Indiana)
Most Yards Receiving.....	137; Curtis Samuel (Ohio State)

OPPONENT INDIVIDUAL LONGEST PLAYS

Rush.....	50; Taj Griffin (Oregon)
Pass.....	88; David Blough to DeAngelo Yancey (Purdue)
Field Goal.....	45; Griffin Oakes (Indiana)
Punt Return.....	39; Mitchell Paige (Indiana)
Kickoff Return.....	39; Parris Campbell (Ohio State)
Fumble Return.....	34; Arrion Springs (Oregon)
Interception Return.....	48; Malik Hooker (Ohio State)
Punt.....	57; Ethan Wood (Wyoming)

Nebraska Starting Lineups

HUSKER OFFENSIVE STARTERS GAME-BY-GAME

Opponent	WR	WR	TE	RT	RG	C	LG	LT	QB	IB	FB	PK
Fresno State	Moore	Morgan	Carter	Knevel	Farmer	Utter	Hahn	Gates	Armstrong Jr.	T. Newby	Cotton [^]	D. Brown
Wyoming	Moore	Reilly	Carter	Knevel	Farmer	Utter	Hahn	Gates	Armstrong Jr.	Ozigbo	Cotton&	D. Brown
Oregon	Reimers	Pierson-El	Carter	Knevel	Farmer	Utter	Hahn	Gates	Armstrong Jr.	Newby	McNitt	D. Brown
Northwestern	Moore	Morgan	Carter	Knevel	Farmer	Utter	Hahn	Gates	Armstrong Jr.	Newby	Cotton [^]	D. Brown
Illinois	Pierson-El	Morgan	Carter	Knevel	Whitaker	Utter	Hahn	Gates	Armstrong Jr.	Newby	Cotton [^]	D. Brown
Indiana	Reilly	Morgan	Cotton	Knevel	Farmer	Utter	Hahn	Gates	Armstrong Jr.	Newby	Pierson-El#	D. Brown
Purdue	Pierson-El	Morgan	Cotton	Knevel	Farmer	Utter	Hahn	Gates	Armstrong Jr.	Newby	T. Foster&	D. Brown
Wisconsin	Moore	Reilly	Cotton	Knevel	Farmer	Utter	Hahn	Gates	Armstrong Jr.	Newby	McNitt	D. Brown
Ohio State	Pierson-El	Morgan	Carter	Conrad	Whitaker	Utter	Hahn	Gates	Armstrong Jr.	Newby	Westerkamp#	D. Brown
Minnesota	Pierson-El	Westerkamp	Carter	Conrad	Whitaker	Utter	J. Foster	Gates	Armstrong Jr.	Newby	Cotton [^]	D. Brown

#-opened in three wide receiver formation; %-NU opened in a four-receiver set (three receivers and a tight end); ^-NU opened in two tight end set; \$-NU opened in four receiver set (no tight end); &-NU opened in three tight end set.

HUSKER DEFENSIVE STARTERS GAME-BY-GAME

Opponent	DE	DT	DT	DE	LB	LB	LB	LCB	FS	SS	RCB	P
Fresno State	Dzuris	Stoltenberg	Maurice	Akinmoladun	M. Newby	Banderas	Young II	Kalu	K. Williams	A. Williams	Jones	Lightbourn
Wyoming	Dzuris	C. Davis	Maurice	Akinmoladun	M. Newby	Banderas	Young II	Kalu	K. Williams	Gerry	Jones	Lightbourn
Oregon	Dzuris	C. Davis	Maurice	Akinmoladun	A. Williams*	Banderas	Young II	Kalu	K. Williams	Gerry	Jones	Lightbourn
Northwestern	Dzuris	C. Davis	Maurice	Akinmoladun	A. Williams*	Rose Ivey	Young II	Kalu	K. Williams	Gerry	Jones	Lightbourn
Illinois	Dzuris	C. Davis	Maurice	Akinmoladun	Rose-Ivy	Banderas	Young II	Kalu	K. Williams	Gerry	Jones	-
Indiana	Dzuris	Stoltenberg	Maurice	Akinmoladun	A. Williams*	Banderas	Young II	Kalu	K. Williams	Gerry	Jones	Lightbourn
Purdue	Dzuris	Stoltenberg	Maurice	Akinmoladun	A. Williams*	Banderas	Young II	Kalu	K. Williams	Gerry	Jones	Lightbourn
Wisconsin	Dzuris	Stoltenberg	Maurice	Akinmoladun	Rose-Ivy	Banderas	Young II	Kalu	A. Williams	Gerry	Jones	Lightbourn
Ohio State	Dzuris	Stoltenberg	Maurice	Akinmoladun	A. Williams*	Banderas	Rose-Ivey	Kalu	K. Williams	Gerry	Jones	Lightbourn
Minnesota	Dzuris	Stoltenberg	Maurice	Akinmoladun	M. Newby	Banderas	Rose-Ivey	Kalu	K. Williams	Gerry	Jones	Lightbourn

* - NU opened with nickel package # - NU opened with dime packages; %-NU opened with five defensive linemen; @-NU opened with three safeties; !-NU opened with 3 defensive ends

Overall Participation

PLAYER (GAMES):

Armstrong Jr., Tommy (10/10); Akinmoladun, Freedom (10/10); Anderson, Avery (3/-); Bailey, Christian (9/-); Banderas, Josh (10/9); Barnett, Jalin (9/-); Barry, Mohamed (10/-); Brown, Drew (10/-); Bryant, Tre (10/-); Carter, Cethan (7/7); Conrad, Cole (10/2); Cotton, Sam (10/8); Darlington, Zack (10/-); Davis, Alex (9/-); Davis, Carlos (10/4); Davis, Khalil (9/-); Decker, Michael (10/-); Domann, JoJo (10/-); Dzuris, Ross (10/10); Farmer, Tanner (8/8); Foster, Trey (10/2); Fyfe, Ryker (5/-); Gates, Nick (10/10); Gaylord, Christian (10/-); Gerry, Nathan (9/9); Gifford, Luke (4/-); Hahn, Sam (10/9); Hannon, Zach (1/-); Hoppes, Tyler (9/-); Jackson, Lamar (10/-); Johnson Jr., Dwayne (2/-); Jones, Chris (10/10); Jordan, Harrison (1/-); Joseph, Boaz (10/-); Kalu, Joshua (10/10); Ketter, Connor (9/-); King, Sedrick (6/-); Knevel, David (9/9); Lee Jr., Eric (6/-); Lightbourn, Caleb (9/-); Lindsay, Spencer (2/-); Maurice, Kevin (10/10); Mazur, Wyatt (1/-); McNitt, Luke (10/2); Moore, Alonzo (9/3); Morgan Jr., Stanley (10/7); Nabity, Graham (9/-); Natter, A.J. (5/-); Neal, DaiShon (8/-); Nelson, Jordan (10/-); Newby, Marcus (10/3); Newby, Terrell (10/9); Ober, Jordan (10/-); Ozigbo, Devine (9/1); Painter, Robby (3/-); Pierson-El, De'Mornay (10/5); Rahn, Gabe (5/-); Rath, Logan (7/-); Reed, Antonio (9/-); Reilly, Brandon (8/3); Reimers, Bryan (10/1); Rose-Ivey, Michael (10/5); Simpson, Brad (10/-); Stoltenberg, Mick (9/6); Taylor, Adam (4/-); Utter, Dylan (10/10); Weber, Chris (10/-); Westerkamp, Jordan (8/2); Whitaker, Corey (10/2); Wilbon, Mikale (8/-); Williams, Aaron (10/8); Williams, Kieron (10/9); Young II, Dedrick (10/8)

Game 1 | Nebraska 43, Fresno St. 10

Game 2 | Nebraska 52, Wyoming 17

SCORE BY QUARTERS	1	2	3	4	FINAL
Fresno State	0	10	0	0	10
Nebraska	7	7	7	22	43

SCORE BY QUARTERS	1	2	3	4	FINAL
Wyoming	0	7	10	0	17
Nebraska	7	10	7	28	52

Lincoln (Sept. 3) --- On an emotional night for the Husker football program, Nebraska honored Sam Foltz in a 43-10 victory over Fresno State in the season opener.



On Nebraska's first series of the season, NU went three-and-out and was forced to punt, and lined up without a punter, as they honored Foltz, Nebraska's 2015 Big Ten Punter of the Year who died in a car crash in July. The sellout crowd of 90,013 roared as the play clock expired and Fresno State players applauded the Husker tribute, and declined the delay of game penalty.

Tommy Armstrong and Devine Ozigbo rushed for two touchdowns apiece, as Nebraska took control in the second half to give Mike Riley his 100th collegiate win.

Devine posted his first career 100-yard game, finishing with 103 yards on 17 carries, including first-half touchdown runs of 1 and 6 yards, while Armstrong scored twice in the second half and connected with Alonzo Moore on a 57-yard touchdown pass. The Huskers outscored the Bulldogs 29-0 in the second half. Armstrong rushed for 42 yards on 11 carries while also throwing for 108 yards and a TD. Moore was the biggest beneficiary, hauling in three passes for 92 yards while rushing for 34 yards on two carries.

Leading 14-10 at halftime, Nebraska's defense took over, forcing a three-and-out. The Huskers went 57 yards in nine plays, capped by Armstrong's nine-yard scoring run, to push their edge to 21-10 on the opening drive of the half. The Blackshirts, who forced a trio of 3-and-outs in the second half, set up the Huskers' next score after a Kieron Williams interception. Two plays later Armstrong hit Moore in stride for a 57-yard scoring strike to give NU a 28-10 lead on the first play of the fourth quarter.

Williams totaled a career-high 10 tackles for the Huskers, while Ross Dzuris had a pair of sacks, as Nebraska limited Fresno State to just 128 second-half yards with 71 of those coming on the final drive after NU built a 43-10 cushion late in the fourth quarter.

SCORING SUMMARY

QTR	TIME	TEAM	SCORE
1st	00:43	NEB	Ozigbo, Devine 1 yd run (Brown kick)
2nd	12:34	NEB	Ozigbo, Devine 6 yd run (Brown kick)
2nd	05:38	FS	Peck 7 yd pass from Virgil (Kroening kick)
2nd	00:00	FS	Kroening, Kody 26 yd field goal
3rd	09:59	NEB	Armstrong 9 yd run (Brown kick)
4th	14:51	NEB	Moore 57 yd pass from Armstrong (Brown kick)
4th	09:50	NEB	Armstrong 4 yd run (Darlington rush)
4th	04:20	NEB	Bryant 3 yd run (Lindsay kick)

TEAM STATISTICS

	FSU	NEB
FIRST DOWNS	17	20
RUSHES-YARDS (NET)	26-31	51-292
PASSING YDS (NET)	243	114
Passes Att-Comp-Int	43-24-2	13-6-0
TOTAL OFFENSE PLAYS-YARDS	69-274	64-406
Fumble Returns-Yards	0-0	0-0
Punt Returns-Yards	2-17	0-0
Kickoff Returns-Yards	5-102	1-32
Interception Returns-Yards	0-0	2-8
Punts (Number-Avg)	6-35.0	5-29.0
Fumbles-Lost	0-0	1-0
Penalties-Yards	6-29	7-80
Possession Time	28:07	31:53
Third-Down Conversions	5 of 15	5 of 11
Fourth-Down Conversions	1 of 2	1 of 1
Red-Zone Scores-Chances	2-4	5-5
Sacks By: Number-Yards	0-0	4-21

RUSHING: FS- James, Dontel 12-20; Kline, Zach 1-11; Green, Treyvon 1-3; Jordan, Jamire 1-1; O'Neal, Dejonete 4-0; Johnson, KeeSean 1-minus-1; Virgil, Chason 6-minus-3;

Nebraska-Ozigbo, Devine 17-103; Newby, Terrell 11-56; Armstrong Jr., Tommy 11-42; Bryant, Tre 5-36; Moore, Alonzo 2-34; Wilbon, Mikale 1-16; Westerkamp, Jordan 1-9; Fyfe, Ryker 1-5; TEAM 1-minus-2; Pierson-El, De'Mornay 1-minus-7

PASSING: FS- Virgil, Chason 17-32-1-133-1; Kline, Zach 7-11-1-110-0. **Nebraska**-Armstrong Jr., Tommy 5-10-0-108-1; Fyfe, Ryker 1-3-0-6-0.

RECEIVING: FS- Peck, Aaron 9-112; Johnson, KeeSean 8-61; Jordan, Jamire 5-52; Olsen, Chad 2-18. **Nebraska**-Moore, Alonzo 3-92; Morgan Jr., Stanley 1-11; Westerkamp, Jordan 1-6; Ozigbo, Devine 1-5

INTERCEPTIONS: FS- None. **Nebraska**-Williams, Kieron 1-8; Jones, Chris, 1-0

FUMBLES: FS- None. **Nebraska**-Pierson-El, De'Mornay 1-0

SACKS (Sacks-Yds): FS- None. **Nebraska**- Dzuris, Ross 2-4; Jackson, Lamar 1-11; Kalu, Joshua 1-6

TACKLE LEADER (UA-A): FS-Camilli, Jeff 3-7. **Nebraska**-Williams, Kieron 6-4

Lincoln (Sept. 10) --- Tommy Armstrong Jr. threw three touchdown passes to become NU's career leader and ran for another score, as the Huskers soared to a 52-17 win over Wyoming.

For the second straight week, Nebraska got off to a fast start, jumping out to a 17-0 lead and finished with a flourish.

After Wyoming cut the Husker lead to 24-17 heading into the fourth quarter, the Big Red erupted, outscoring the Cowboys 28-0 over the next 10 minutes, starting with Armstrong's 34-yard scoring strike to senior wide receiver Jordan Westerkamp.

The Cowboys then let the game get out of hand. On their first play from scrimmage on the ensuing drive, quarterback Josh Allen threw a screen pass behind running back Brian Hill. Ross Dzuris scooped up the backward lateral and rumbled to the one-yard line, setting up a one-yard Devine Ozigbo run to push the Big Red's lead to 38-17 with 12:59 left.

On Wyoming's next drive, Nathan Gerry intercepted Nebraska's third pass of the half, which set up a nine-yard touchdown pass to Westerkamp. The TD pass was Armstrong's 57th of his career, breaking the record of 56 by Taylor Martinez. Armstrong finished his record-setting day by completing 20-of-34 passes for 377 yards and three scores. On the ensuing drive, Chris Jones intercepted another Allen pass and returned it to the Wyoming 35. One play later, Ryker Fyfe hit Gabe Rahn with a 35-yard scoring strike to make it 52-17.

While Armstrong and the offense amassed 550 total yards, the Blackshirts set the tone for the second half by forcing six turnovers including five interceptions. The Husker defense surrendered 320 total yards, including just 131 on the ground.

The first interception of the game for the Blackshirts came from Aaron Williams, which thwarted Wyoming's second drive of the second half after the Cowboys had cut NU's lead to 17-10 with a field goal on the opening drive of the half. On the Cowboys' next possession, the Huskers pushed the lead back to 14, as Kieron Williams intercepted another Allen pass and returned it 23 yards for a score.

SCORING SUMMARY

QTR	TIME	TEAM	SCORE
1st	06:12	NEB	Armstrong Jr. 7 yd run (Brown kick)
2nd	09:03	NEB	Brown 29 yd field goal
2nd	05:57	NEB	Moore 63 yd pass from Armstrong (Brown kick)
2nd	00:08	WY	Gentry 35 yd pass from Allen (Rothe kick)
3rd	11:08	WY	Rothe 7 yd field goal
3rd	04:48	NEB	Williams 23 yd interception return (Brown kick)
3rd	01:35	WY	Hill 1 yd run (Rothe kick)
4th	13:11	NEB	Westerkamp 34 yd pass from Armstrong (Brown kick)
4th	12:59	NEB	Ozigbo 1 yd run (Brown kick)
4th	07:28	NEB	Westerkamp 9 yd pass from Armstrong (Brown kick)
4th	05:15	NEB	Rahn 35 yd pass from Fyfe (Brown kick)

TEAM STATISTICS

	WYO	NEB
FIRST DOWNS	16	25
RUSHES-YARDS (NET)	31-131	43-138
PASSING YDS (NET)	189	412
Passes Att-Comp-Int	32-16-5	35-21-1
TOTAL OFFENSE PLAYS-YARDS	63-320	78-550
Fumble Returns-Yards	0-0	1-9
Punt Returns-Yards	1-25	0-0
Kickoff Returns-Yards	2-40	3-86
Interception Returns-Yards	1-13	5-62
Punts (Number-Avg)	3-43.3	3-31.3
Fumbles-Lost	2-1	4-0
Penalties-Yards	5-42	7-93
Possession Time	26:53	33:07
Third-Down Conversions	2 of 10	8 of 14
Fourth-Down Conversions	1 of 2	0 of 2
Red-Zone Scores-Chances	2-2	4-6
Sacks By: Number-Yards	2-19	1-7

RUSHING: Wyo-Conway, Austin 3-70; Hill, Brian 17-49; Allen, Josh 7-7; Wick, Shaun 3-3; Hollister, Jacob 1-2; **Nebraska**-Ozigbo, Devine 15-44; Bryant, Tre 7-34; Newby, Terrell 4-20; Armstrong Jr., Tommy 12-12; Reilly, Brandon 1-12; Carter, Cethan 1-9; Pierson-El, De'Mornay 1-5; Lighbourn, Caleb 1-4; TEAM 1-minus-2.

PASSING: Wyo- Allen, Josh 16-32-5-189-1; **Nebraska**-Armstrong, Tommy 20-34-1-377-3; Fyfe, Ryker 1-1-0-35-1.

RECEIVING: Wyo-Gentry, Tanner 7-124; Maulhardt, Jake 4-22; Hollister, Jacob 3-20; Ellis, Jordan 1-15; Parker, Joseph 1-8. **Nebraska**-Westerkamp, Jordan 4-105; Newby, Terrell 4-27; Moore, Alonzo 3-109; Reilly, Brandon 2-52; Carter, Cethan 2-20; Morgan Jr., Stanley 2-17; Ozigbo, Devine 1-39; Rahn, Gabe 1-35; Pierson-El, De'Mornay 1-9; Bryant, Tre 1-minus-1

INTERCEPTIONS: Wyo- Wingard, Andrew 1-13. **Nebraska**-Williams, Kieron 1-23; Gerry, Nathan 2-8; Jones, Chris 1-27; Williams, Aaron 1-4.

FUMBLES: Wyo- Allen, Josh 2-1. **Nebraska**-Nebraska-Armstrong, Tommy 3-0; Bryant, Tre 1-0.

SACKS (Sacks-Yds): Wyo- May, D.J. 1-8; Granderson, Carl 1-11. **Nebraska**- Dzuris, Ross 0.5-3; Rose-Ivey, Michael 0.5-4

TACKLE LEADER (UA-A): Wyo-Wingard, Andrew 6-7. **Nebraska**-Gerry, Nathan 4-3; Banderas, Josh 2-5

Game 3 | Nebraska 35, No. 22 Oregon 32

SCORE BY QUARTERS	1	2	3	4	FINAL
Oregon	8	12	6	6	32
Nebraska	7	7	14	7	35

Lincoln (Sept. 17) -- Tommy Armstrong Jr. threw for 200 yards and three TDs, while his 34-yard draw play scored the go-ahead touchdown, lifting Nebraska to a 35-32 win over No. 22 Oregon.

Armstrong's gutsy performance included completing 17-for-33 for 200 yards and three scores while running 16 times for 95 yards and a touchdown. Nebraska posted its first win in non-conference action against a ranked opponent since 2001.

After Oregon took a 32-28 lead with 10:31 remaining, the Huskers went 80 yards on 11 plays to regain the lead. Nebraska was facing a 4th-and-9 at its 48 with less than four minutes remaining when Armstrong found Westerkamp for 14 yards to keep the chains moving. Two plays later, the senior quarterback sprinted 34 yards to give the Huskers the lead for good with 2:29 left.

Oregon had one last drive and got the ball to midfield before the Husker defense stiffened. On 3rd-and-20, Freedom Akinmoladun forced a fumble which Oregon recovered at the NU 48. The Ducks had one last chance, but Michael Rose-Ivey snuffed out the play, tackling quarterback Dakota Prukop at the 45 to secure the win.

Prukop threw for 146 yards and ran for 94 for the Ducks, who rushed for 336 yards, including 100 by Kani Benoit.

Trailing 20-7, De'Mornay Pierson-El electrified the 350th consecutive sellout, taking an Oregon punt back 45 yards to get the Huskers in scoring position. Armstrong connected with Westerkamp for a 2-yard TD pass with five seconds left in the half to cut the lead to six.

The Huskers took the second half kickoff and marched 75 yards in seven plays. The Husker ground game put Nebraska into scoring position, before Armstrong threw a 22-yard touchdown pass to Bryan Reimers to take a 21-20 lead. The Huskers extended the lead to 28-20, as Devine Ozigbo scored on a 7-yard run with 6:13 left in the third quarter.

Oregon answered back with a 75 yard touchdown drive capped by Benoit's 41-yard run one play after the Ducks converted a 3rd-and-27. Oregon regained the lead early in the fourth quarter when Brooks-James scored his third touchdown of the day, this one from one yard, to make it 32-28 after the two-point conversion failed. Oregon went just 1-of-5 in two-point conversion attempts.



Game 4 | No. 20 Nebraska 24, Northwestern 13

SCORE BY QUARTERS	1	2	3	4	FINAL
Nebraska	0	10	14	0	24
Northwestern	0	7	6	0	13

Evanston, Ill. (Sept. 24) -- Quarterback Tommy Armstrong Jr. rushed for a career-high 132 yards and threw for 246 yards, leading No. 20 Nebraska to a 24-13 win over Northwestern.

Nebraska amassed 556 yards of total offense, as Armstrong accounted for 378 total yards, including his first 100-yard game since 2014. He also completed 18-of-29 passes for 246 yards and one touchdown.

Alonzo Moore led the Nebraska receivers with three receptions for a team-high 72 yards, including a 59-yarder to set up Terrell Newby's second-quarter touchdown to give the Huskers a 10-7 lead. Stanley Morgan Jr. added a team-high four receptions for 33 yards, while nine different Huskers hauled in catches on the night.

Despite dominating the game statistically, Nebraska was unable to put Northwestern away because of a pair of first-half fumbles into the end zone that resulted in touchbacks for the Wildcats instead of touchdowns for the Huskers. Those setbacks caused the Huskers to trail 7-3 late into the first half until Newby found paydirt from four yards out for the Big Red with 1:41 left in the second quarter.

While Nebraska lost a pair of turnovers in the Northwestern end zone in the first half, the Blackshirts evened that category with a pair of second-half interceptions. On Northwestern's opening drive of the second half, Aaron Williams pulled down an interception in the end zone to prevent the Wildcats from regaining the lead. Williams added seven tackles, including one tackle for loss.


Armstrong and the offense made Northwestern pay by marching 80 yards in 10 plays capped by Armstrong's four-yard touchdown pass to tight end Cethan Carter to give the Big Red a 17-7 edge. Carter finished with two catches for 31 yards while adding one carry for 16 yards.

Northwestern responded quickly with Clayton Thorson's 24-yard touchdown pass to Austin Carr to cap a five-play, 52-yard drive that cut Nebraska's lead to 17-13.

Leading 17-13 after Mitchell's missed extra point, Nebraska put the game away on its next drive, as Armstrong marched the Huskers 79 yards in nine plays capped by wide receiver Jordan Westerkamp's 10-yard touchdown run with 3:06 left in the third quarter.

Westerkamp's touchdown run capped the scoring in the game, as Joshua Kalu closed out a strong effort by the Blackshirt defense with his interception deep in Nebraska territory to end Northwestern's final scoring threat late in the fourth quarter. Kalu finished the game with seven tackles.

Husker safeties Nathan Gerry and Kieron Williams led the Blackshirts with eight tackles apiece. Gerry added two tackles for loss including a shared sack with defensive tackle Mick Stoltenberg, while pitching in a pair of big breakups.



SCORING SUMMARY

QTR	TIME	TEAM	SCORE
1st	08:19	ORE	Brooks-James 20 yd run (Nelson rush)
1st	02:05	NEB	Westerkamp 22 yd pass from Armstrong (Brown kick)
2nd	05:56	ORE	Brooks-James 2 yd run (pass failed)
2nd	02:30	ORE	Griffin 50 yd run (rush failed)
2nd	00:05	NEB	Westerkamp 3 yd pass from Armstrong (Brown kick)
3rd	11:48	NEB	Reimers 22 yd pass from Armstrong (Brown kick)
3rd	06:13	NEB	Ozigbo 7 yd run (Brown kick)
3rd	02:42	ORE	Benoit 41 yd run (pass failed)
4th	10:31	ORE	Brooks-James 1 yd run (rush failed)
4th	02:29	NEB	Armstrong 34 yd run (Brown kick)

TEAM STATISTICS

	ORE	NEB
FIRST DOWNS	20	26
RUSHES-YARDS (NET)	47-336	47-228
PASSING YDS (NET)	146	200
Passes Att-Comp-Int	23-14-0	35-17-0
TOTAL OFFENSE PLAYS-YARDS	70-482	82-428
Fumble Returns-Yards	1-34	0-0
Punt Returns-Yards	1-5	3-42
Kickoff Returns-Yards	4-70	2-40
Interception Returns-Yards	0-0	0-0
Punts (Number-Avg)	6-36.8	5-47.2
Fumbles-Lost	1-0	3-1
Penalties-Yards	13-126	7-55
Possession Time	24:55	35:05
Third-Down Conversions	5 of 14	5 of 13
Fourth-Down Conversions	2 of 3	2 of 3
Red-Zone Scores-Chances	3-3	2-3
Sacks By: Number-Yards	1-4	1-5

RUSHING: UO- Benoit, Kani 6-100; Prukop, Dakota 20-97; Griffin, Taj 8-68; Brooks-James, Tony 7-37; Freeman, Royce 5-31; Allen, Devon 1-1; Aiello, Brady 0-2. **Nebraska-Ozigbo,** Devine 21-95; Armstrong Jr., Tommy 16-95; Newby, Terrell 7-42; Bryant, Tre 1-4; TEAM 1-minus-2; Pierson-El, De'Mornay 1-minus-6

PASSING: UO- Prukop, Dakota 14-23-0-146-0. **Nebraska-** Armstrong Jr., Tommy 17-33-0-200-3; Fyfe, Ryker 0-1-0-0-0; Team 0-1-0-0-0.

RECEIVING: UO- Nelson, Charles 8-80; Carrington, Darren 3-36; Stanford, Dwayne 1-23; Griffin, Taj 1-6; Brown, Pharaoh 1-1. **Nebraska-** Carter, Cethan 5-48; Westerkamp, Jordan 3-39; Moore, Alonzo 3-37; Morgan Jr., Stanley 3-35; Reimers, Bryan 1-22; Pierson-El, De'Mornay 1-11; Ozigbo, Devine 1-8.

INTERCEPTIONS: UO- None. **Nebraska-**None

FUMBLES: UO- None. **Nebraska-**Pierson-El, De'Mornay 1-0; Bryant, Tre 1-0; Armstrong Jr., Tommy 1-1.

SACKS (Sacks-Yds): UO- Robinson, Tyree 1-4. **Nebraska-** Dzuris, Ross 1-5; Akinmoladun, Freedom 1-4

TACKLE LEADER (UA-A): UO-Ragin III, Johnny. 5-5. **Nebraska-**Gerry, Nathan 4-5

SCORING SUMMARY

2nd	13:40	NEB	Brown 23 yd field goal
2nd	09:09	NU	Thorson 42 yd run (Mitchell kick)
2nd	01:41	NEB	Newby 4 yd run (Brown kick)
3rd	09:00	NEB	Carter 4 yd pass from Armstrong (Brown kick)
3rd	07:29	NU	Carr 24 yd pass from Thorson (kick failed)
3rd	03:06	NEB	Westerkamp 10 yd run (Brown kick)

TEAM STATISTICS

	NEB	NW
FIRST DOWNS	26	23
RUSHES-YARDS (NET)	47-310	32-137
PASSING YDS (NET)	246	251
Passes Att-Comp-Int	29-18-0	38-25-2
TOTAL OFFENSE PLAYS-YARDS	76-556	70-388
Fumble Returns-Yards	0-0	0-0
Punt Returns-Yards	0-0	1-5
Kickoff Returns-Yards	1-21	3-84
Interception Returns-Yards	2-0	0-0
Punts (Number-Avg)	5-38.6	6-40.5
Fumbles-Lost	2-2	0-0
Penalties-Yards	4-60	4-36
Possession Time	35:23	24:37
Third-Down Conversions	7 of 14	5 of 14
Fourth-Down Conversions	1 of 1	0 of 2
Red-Zone Scores-Chances	4-5	0-1
Sacks By: Number-Yards	4-17	0-0

RUSHING: NW- Jackson, Justin 20-79; Thorson, Clayton 10-43; Moten IV, John 1-11; Vault, Solomon 1-4. **Nebraska-** Armstrong Jr., Tommy 13-132; Newby, Terrell 10-69; Wilbon, Mikale 6-55; Ozigbo, Devine 13-41; Carter, Cethan 1-16; Westerkamp, Jordan 1-10; TEAM 3-minus-13.

PASSING: NW-Thorson, Clayton 24-37-2-249-1; Mitchell, Jack 1-1-0-2-0. **Nebraska-**Armstrong Jr., Tommy 18-29-0-246-1

RECEIVING: NW-Carr, Austin 8-109; Nagel, Flynn 5-48; Jackson, Justin 3-18; Vault, Solomon 2-17; Dickerson, Garrett 1-14; Wilson, Macan 1-11; Moten IV, John 1-9; Scanlan, Andrew 1-8; Skowronek, Ben 1-8; Fessler, Charlie 1-7; Micucci, Matt 1-2. **Nebraska-**Morgan Jr., Stanley 4-33; Moore, Alonzo 3-72; Pierson-El, De'Mornay 3-31; Carter, Cethan 2-31; Newby, Terrell 2-14; Reilly, Brandon 1-35; Westerkamp, Jordan 1-13; Cotton, Sam 1-11; Wilbon, Mikale 1-6.

INTERCEPTIONS: NW-None. **Nebraska-**Kalu, Joshua 1-0; Williams, Aaron 1-0

FUMBLES: NW-None. **Nebraska-**Newby, Terrell 1-1; Ozigbo, Devine 1-1

SACKS (Sacks-Yds): NW-None. **Nebraska-**Maurice, Kevin 2-12; Jones, Chris 1-2; Gerry, Nathan 0.5-1; Stoltenberg, Mick 0.5-2

TACKLE LEADER (UA-A): NW-Igwebuike, Godwin 13-2. **Nebraska-**Williams, Kieron 5-3; Gerry, Nathan 5-3

Game 5 | No. 15 Nebraska 31, Illinois 16

Game 6 | No. 10 Nebraska 27, Indiana 22

SCORE BY QUARTERS	1	2	3	4	FINAL
Illinois	0	13	3	0	16
No. 15 Nebraska	7	3	0	21	31

SCORE BY QUARTERS	1	2	3	4	FINAL
No. 10 Nebraska	17	0	0	10	27
Indiana	0	8	7	7	22

Lincoln (Oct. 1) -- Terrell Newby had 113 of his season-high 140 yards in the fourth quarter, including a pair of touchdowns, as No. 15 Nebraska rallied for a 31-16 win over Illinois.

Newby was spectacular, rushing or receiving on 18 of Nebraska's final 21 plays from scrimmage, scoring on runs of 3 and 63 yards as the Huskers outscored Illinois 21-0 in the fourth quarter.

Trailing 16-10, the Huskers took control with an 18-play, 75-yard drive that took 10:42 on the clock. Newby capped the drive with five consecutive carries, extending it with a run on 4th-and-1 before scoring one play later to give Nebraska a 17-16 lead.

After forcing a three-and-out, Newby led the Huskers to another score, touching the ball on nine of 10 plays before Tommy Armstrong Jr. found Trey Foster on a six yard TD pass to push the lead to 24-16.

The Blackshirts, who allowed a season-low 270 yards, forced a three-and-out, and Newby put the game out of reach with a season-long 63-yard touchdown run for the final margin. Nebraska extended its fourth-quarter dominance to 78-6 on the season.

Newby finished with a season-high 140 yards on 27 carries en route to his third career 100-yard game. Armstrong guided a balanced offense, completing 16-of-23 passes for 220 yards and a touchdown through the air. Armstrong completed passes to 10 different receivers in the win, as Nebraska improved to 5-0 overall and 2-0 in the Big Ten.

Nebraska took control early, going 75 yards on 13 plays on its opening drive, capped by an Armstrong one-yard run. On the next possession, the Huskers tried a 56-yard field goal, but came up short. Illinois took advantage of the short field, going 60 yards on eight plays culminating in a 31-yard touchdown run by Kendrick Foster to tie the score.

Nebraska regained the lead at 10-7 on Drew Brown's 29-yard field goal, but Illinois responded with a pair of field goals in the final 1:01 of the half to take a 13-10 halftime lead. Illinois extended the margin to 16-10 on Chase McLaughlin's third field goal of the game, this one coming from 33 yards with 7:40 left in the third quarter



Bloomington, Ind. (Oct. 15) -- No. 10 Nebraska jumped to a 17-0 first-quarter lead then got 10 huge points in the fourth quarter to hold off Indiana, 27-22.

The Huskers, who improved to 6-0 overall and 3-0 in the Big Ten, bled the clock dry behind the play of Tommy Armstrong Jr., I-back Terrell Newby and the rest of the Nebraska offense.

After Indiana cut the Huskers' lead to 24-22 with 8:26 left, the Huskers mounted a 15-play, 60-yard march that consumed 7:41 on the clock and all of Indiana's timeouts. Newby carried the load on the drive, while Armstrong added a big 12-yard run and a key fourth-down conversion at midfield. Newby, who finished the day with 102 yards and a touchdown, had nine totes for 49 yards on Nebraska's final drive.

Drew Brown extended NU's lead to 27-22 with a 39-yard field goal with 45 seconds remaining. The Blackshirts snuffed out Indiana's final drive following Aaron Williams' game-sealing interception with 30 seconds remaining. With the win, NU improved to 6-0 for the first time since 2001 and extended its winning streak to seven games.

Williams' interception was one of two turnovers forced by the Huskers, as Chris Jones' 33-yard interception return for a score helped stake Nebraska an early 17-point lead.

Nebraska completely controlled the first quarter on both sides of the ball. Armstrong led the Huskers on a 12-play, 52-yard drive to set up Brown's 40-yard field goal to give Nebraska a 3-0 lead.

On the Huskers' next possession, NU went 64 yards in six plays, highlighted by Brandon Reilly's spectacular 45-yard reception. Newby's four-yard scoring run made it 10-0.

Just 14 seconds later, Nebraska was back celebrating a touchdown as Jones intercepted a Richard Lagow pass and sprinted 33 yards untouched into the end zone to give Nebraska 17-0 lead.

While Nebraska owned the first quarter, Indiana controlled the second and third quarters to pull within 17-15 on Devine Redding's 33-yard run on the final play of the third quarter.

But the Husker offense provided a quick-strike answer of their own early in the fourth quarter, when Stanley Morgan Jr. made an outstanding adjustment on a deep ball thrown by Armstrong and turned it into a 72-yard touchdown pass. Morgan's touchdown pushed Nebraska's to 24-15.



SCORING SUMMARY

QTR	TIME	TEAM	SCORE
1st	08:23	NEB	Armstrong 1 yd run (Brown kick)
2nd	10:11	ILL	Foster 31 yd run (McLaughlin kick)
2nd	05:59	NEB	Brown 29 yd field goal
2nd	01:01	ILL	McLaughlin 24 yd field goal
2nd	00:00	ILL	McLaughlin 43 yd field goal
3rd	07:40	ILL	McLaughlin 33 yd field goal
4th	11:58	NEB	Newby 3 yd run (Brown kick)
4th	04:32	NEB	Foster 6 yd pass from Armstrong (Brown kick)
4th	02:03	NEB	Newby 63 yd run (Brown kick)

SCORING SUMMARY

1st	09:46	NEB	Brown 40 yd field goal
1st	04:47	NEB	Newby 4 yd run (Brown kick)
1st	04:33	NEB	Jones 33 yd interception return (Brown kick)
2nd	12:29	IND	TEAM safety
2nd	07:23	IND	Oakes 36 yd field goal
2nd	01:18	IND	Oakes 45 yd field goal
3rd	00:00	IND	Redding 33 yd run (Oakes kick)
4th	09:57	NEB	Morgan Jr. 72 yd pass from Armstrong (Brown kick)
4th	08:26	IND	Redding 4 yd pass from Lagow (Oakes kick)
4th	00:45	NEB	Brown 39 yd field goal

TEAM STATISTICS

	ILL	NEB
FIRST DOWNS	12	23
RUSHES-YARDS (NET)	21-124	49-203
PASSING YDS (NET)	146	220
Passes Att-Comp-Int	23-14-0	23-16-1
TOTAL OFFENSE PLAYS-YARDS	44-270	72-423
Fumble Returns-Yards	0-0	0-0
Punt Returns-Yards	0-0	3-42
Kickoff Returns-Yards	2-38	2-54
Interception Returns-Yards	1-24	0-0
Punts (Number-Avg)	4-41.5	0-0.0
Fumbles-Lost	0-0	1-1
Penalties-Yards	7-48	3-35
Possession Time	21:59	38:01
Third-Down Conversions	2 of 9	10 of 14
Fourth-Down Conversions	0 of 1	1 of 1
Red-Zone Scores-Chances	2-2	4-5
Sacks By: Number-Yards	0-0	1-9

TEAM STATISTICS

	NEB	IND
FIRST DOWNS	17	18
RUSHES-YARDS (NET)	45-152	30-88
PASSING YDS (NET)	208	245
Passes Att-Comp-Int	26-10-2	39-24-2
TOTAL OFFENSE PLAYS-YARDS	71-360	69-333
Fumble Returns-Yards	0-0	0-0
Punt Returns-Yards	4-25	2-48
Kickoff Returns-Yards	3-62	4-76
Interception Returns-Yards	2-29	2-4
Punts (Number-Avg)	6-31.5	6-40.3
Fumbles-Lost	0-0	0-0
Penalties-Yards	9-53	1-10
Possession Time	32:56	27:04
Third-Down Conversions	5 of 15	5 of 15
Fourth-Down Conversions	1 of 1	0 of 2
Red-Zone Scores-Chances	2-2	2-2
Sacks By: Number-Yards	3-24	1-13

RUSHING: ILL- Corbin, Reggie 9-72; Foster, Kendrick 7-46; Lunt, Wes 2-5; Vaughn, Ke'Shawn 1-1; Echard, Nathan 2-0. **Nebraska-**Newby, Terrell 27-140; Ozigbo, Devine 10-35; Armstrong Jr., Tommy 8-12; Reilly, Brandon 1-11; Pierson-El, De'Mornay 1-4; Wilbon, Mikale 1-3.

PASSING: ILL- Lunt, Wes 13-22-0-133-0; Crouch, Chayce 1-1-0-13-0. **Nebraska-**Armstrong Jr., Tommy 16-23-1-220-1.

RECEIVING: ILL- Turner, Malik 5-57; Corbin, Reggie 3-18; Hardee, Justin 3-17; Grant, Zach 2-28; Echard, Nathan 1-26. **Nebraska-**Westerkamp, Jordan 4-65; Morgan Jr., Stanley 3-39; Newby, Terrell 2-26; Ozigbo, Devine 1-37; Wilbon, Mikale 1-13; Cotton, Sam 1-12; Reilly, Brandon 1-10; Pierson-El, De'Mornay 1-10; Foster, Trey 1-6; Carter, Cethan 1-2.

INTERCEPTIONS: ILL- Mosley, Darius 1-24. **Nebraska-**None

FUMBLES: ILL-None. **Nebraska-**Wilbon, Mikale 1-1

SACKS (Sacks-Yds): ILL-None. **Nebraska-**Akinmoladun, Freedom 1-9

TACKLE LEADER (UA-A): ILL-Nelson, Patrick 4-12. **Nebraska-**Young II, Dedrick 2-4; Rose-Ivey, Michael 1-5

RUSHING: IND- Redding, Devine 11-57; Diamont, Zander 8-31; Williams, Devonte 4-10 Paige, Mitchell 1-7; Majette, Mike 3-5; Natee, Tyler 1-minus-1; Lagow, Richard 2-minus-21. **Nebraska-** Newby, Terrell 22-102; Armstrong Jr., Tommy 11-36; Reilly, Brandon 3-7; Pierson-El, De'Mornay 2-6; Ozigbo, Devine 1-2; Bryant, Tre 5-1; TEAM 1-2.

PASSING: IND- Lagow, Richard 19-32-2-196-1; Diamont, Zander 5-7-0-49-0. **Nebraska-** Armstrong Jr., Tommy 10-26-2-208-1

RECEIVING: IND-Paige, Mitchell 9-101; Jones, Ricky 6-76; Williams, Devonte 2-18; Redding, Devine 2-5; Hale, Donovan 1-18; Thornton, Leon 1-11; Timian, Luke 1-11; Friend, Danny 1-6; Majette, Mike 1-minus-1. **Nebraska-**Morgan Jr., Stanley 3-93; Cotton, Sam 3-37; Reilly, Brandon 2-60; Reimers, Bryan 1-17; Newby, Terrell 1-1.

INTERCEPTIONS: IND-Fields, Tony 1-0; Crawford, Jonathan 1-4. **Nebraska-**Jones, Chris 1-33; Williams, Aaron 1-minus-4

FUMBLES: IND-None **Nebraska-**None

SACKS (Sacks-Yds): IND-Oliver, Marcus 1-13. **Nebraska-**Young, Dedrick 1-3; Williams, Aaron 1-13; Newby, Marcus 1-8

TACKLE LEADER (UA-A): IND-Scales, Tegray 8-4. **Nebraska-**Banderas, Josh 8-3

Game 7 | No. 8 Nebraska 27, Purdue 14

SCORE BY QUARTERS	1	2	3	4	FINAL
Purdue	7	7	0	0	14
No. 8 Nebraska	10	0	7	10	27

Lincoln (Oct. 22) – Tommy Armstrong Jr. became Nebraska's career leader in pass completions and accounted for 303 yards of total offense as Nebraska improved to 7-0 with a 27-14 win over Purdue.

Armstrong completed 17-of-31 passes for 252 yards and one touchdown, while adding 51 rushing yards and a touchdown.

Nebraska used another quick start and a strong second-half defensive effort to remain unbeaten. Kieron Williams opened the game with an interception on Purdue's first play from scrimmage and Armstrong scampered 22 yards on the next play, giving the Huskers a 7-0 lead just 16 seconds into the game.

Purdue came right back behind the play of David Blough, who was 16-of-20 for 231 yards and two TD passes in the first half. Blough found DeAngelo Yancey on scoring passes of one and 88 yards, as the Boilermakers took a 14-10 lead into the locker room.


But as they have done throughout the season, the Huskers controlled the second half, outscoring Purdue 17-0 after halftime, including 10-0 in the fourth quarter. The Blackshirts allowed just 94 yards in the second half, giving the Husker offense time to regroup. Josh Banderas led NU with a season-high 13 tackles, while Williams posted his second multi-interception game of his career.

Nebraska regained the lead for good midway through the third quarter, going 68 yards in five plays, as Armstrong found a streaking De'Mornay Pierson-El for a 40-yard scoring strike to give NU a 17-14 lead. Pierson-El had three catches for a season-high 69 yards, while Brandon Reilly led the Huskers with four catches for 73 yards.

After forcing a Purdue punt, Nebraska put together its most sustained drive of the day with an 11-play 82-yard march, culminating in a 24-yard scoring run from Alonzo Moore to extend the lead to 24-14 with 14:05 left.

On Purdue's next possession, the Boilermakers attempted a fake punt in their own territory that was snuffed out by the Husker special teams. Despite losing five yards on their drive, the Huskers and Drew Brown put three more points on the board with his career-long 51-yard field goal to give Nebraska a 27-14 edge. The Blackshirts continued to apply pressure, snuffing out another Purdue drive with Williams' second interception of the game and team-leading fourth of the season.

As a team, Nebraska amassed 409 yards of total offense including 157 rushing yards on 37 attempts. The Huskers also controlled the clock by holding possession for 33:19. Terrell Newby led the NU ground game with 82 yards on 22 carries. Blough completed 25-of-43 passes for 309 yards with two touchdowns and one interception.



Game 8 | No. 11 Wisconsin 23, No. 7 Nebraska 17

SCORE BY QUARTERS	1	2	3	4	OT	FINAL
No. 7 Nebraska	0	7	0	10	0	17
No. 11 Wisconsin	7	3	7	0	6	23

Madison, Wis. (Oct. 29) -- No. 7 Nebraska overcame a 10-point fourth-quarter deficit to send the game to overtime tied at 17, but No. 11 Wisconsin scored a touchdown on its first OT possession to give the Badgers a 23-17 win at Camp Randall Stadium.

Dare Ogunbowale scored from 11 yards out in overtime, but Andrew Endicott missed the extra-point attempt wide left to leave the door open for the Huskers in overtime.

The Huskers could not capitalize, as Tommy Armstrong could not connect with Stanley Morgan Jr. in the end zone for the potential game winner. Morgan had four catches for 56 yards in the fourth quarter to help NU get to overtime.

Morgan finished the night with a career-high five catches for 58 yards, while Jordan Westerkamp added three receptions for a team-best 62 yards.

Armstrong struggled throughout the night against a stingy Badger defense, completing just 12-of-31 passes for 153 yards with two first-half interceptions. However, Nebraska's Blackshirt defense allowed just three points off the turnovers to keep the Huskers within striking distance.

The Blackshirts made up for Armstrong's first-half interceptions by pulling down a pair of their own in the fourth quarter - both by senior safety Nathan Gerry. The Husker offense also managed just three points from the two turnovers.

In fact, the two teams not only matched each other point-for-point during regulation, it was nearly yard-for-yard. Nebraska totaled 303 yards in regulation, while Wisconsin had 312. But in the overtime, Wisconsin prevailed with six points and 25 yards on the ground, while the Huskers mustered just two yards on their OT possession.

The teams traded early touchdowns before Wisconsin took a 10-7 lead on Endicott's 44-yard field goal with 6:53 left in the half. Wisconsin extended the margin to 17-7 midway through the third quarter as Alex Hornibrook hit Robert Wheelwright with a nine-yard touchdown pass.

Nebraska fought back, scoring 10 unanswered points in the fourth quarter to send the game to overtime. Armstrong led NU on a 14-play drive, going the final two yards to pull Nebraska within 17-14 with 13:45 remaining.

Gerry led the Huskers with a pair of fourth-quarter interceptions. His second led to NU's game-tying field goal. NU went 52 yards in 11 plays before Drew Brown's 35-yard field tied the score with 3:43 in regulation.



SCORING SUMMARY

1st	14:44	NEB	Armstrong 22 yd run (Brown kick)
1st	10:20	PUR	Yancey 1 yd pass from Blough (Dellinger kick)
1st	04:03	NEB	Brown 30 yd field goal
2nd	10:52	PUR	Yancey 88 yd pass from Blough (Dellinger kick)
3rd	07:45	NEB	Pierson-El 40 yd pass from Armstrong (Brown kick)
4th	14:05	NEB	Moore 24 yd run (Brown kick)
4th	11:10	NEB	Brown 51 yd field goal

TEAM STATISTICS

	PUR	NEB
FIRST DOWNS	13	22
RUSHES-YARDS (NET)	22-24	37-157
PASSING YDS (NET)	309	252
Passes Att-Comp-Int	45-25-2	31-17-1
TOTAL OFFENSE PLAYS-YARDS	67-333	68-409
Fumble Returns-Yards	0-0	0-0
Punt Returns-Yards	1-4	1-0
Kickoff Returns-Yards	2-41	1-59
Interception Returns-Yards	1-23	2-1
Punts (Number-Avg)	5-44.6	5-40.0
Fumbles-Lost	0-0	0-0
Penalties-Yards	4-32	7-67
Possession Time	26:41	33:19
Third-Down Conversions	6 of 16	7 of 15
Fourth-Down Conversions	2 of 5	0 of 0
Red-Zone Scores-Chances	1-1	3-3
Sacks By: Number-Yards	1-14	3-32

RUSHING: Purdue-Jones, Markell 10-36; Worship, Richie 3-8; Lankford-Johnson, Brian 1-2; Kimbrough, Malik 2-1; TEAM 1-minus-2; Blough, David 5-minus-21. **Nebraska**-Newby, Terrell 22-82; Armstrong Jr., Tommy 10-51; Moore, Alonzo 2-24; Wilbon, Mikale 1-1; Pierson-El, De'Mornay 1-0; TEAM 1-minus-1

PASSING: Purdue-Blough, David 25-43-1-309-2; Jones, Markell 0-1-1-0-0; Marshall, Bilal 0-1-0-0. **Nebraska**-Armstrong Jr., Tommy 17-31-1-252-1

RECEIVING: Purdue-Marshall, Bilal 5-84; Herdman, Cole 5-39; Yancey, DeAngelo 4-100; Jones, Markell 4-27; Posey, Cameron 3-29; Hopkins, Brycen 2-20; Kimbrough, Malik 1-5; Phillips, Gregory 1-5. **Nebraska**-Reilly, Brandon 4-73; Pierson-El, De'Mornay 3-69; Cotton, Sam 3-27; Morgan Jr., Stanley 2-43; Newby, Terrell 2-21; Moore, Alonzo 1-14; Wilbon, Mikale 1-4; Bryant, Tre 1-1.

INTERCEPTIONS: Purdue-Hermann, Jimmy 1-23. **Nebraska**-Williams, Kieron 2-1

FUMBLES: Purdue-None **Nebraska**-None

SACKS (Sacks-Yds): Purdue-Neal, Lorenzo 1-9. **Nebraska**-Davis, Carlos 1-17; Maurice, Kevin 1-8; Dzuris, Ross 1-7

TACKLE LEADER (UA-A): Purdue-Hunte, De'Wan 4-5. **Nebraska**-Banderas, Josh 5-8

SCORING SUMMARY

1st	09:46	NEB	Brown 40 yd field goal
1st	09:38	WIS	Shaw 21 yd run (Endicott kick)
2nd	13:41	NEB	Ozigbo 1 yd run (Brown kick)
2nd	06:53	WIS	Endicott 44 yd field goal
3rd	08:17	WIS	Wheelwright 9 yd pass from Hornibrook (Endicott kick)
4th	13:45	NEB	Armstrong Jr. 2 yd run (Brown kick)
4th	03:43	NEB	Brown 35 yd field goal
OT	15:00	WIS	Ogunbowale 11 yd run (Endicott kick failed)

TEAM STATISTICS

	NEB	WIS
FIRST DOWNS	16	16
RUSHES-YARDS (NET)	44-152	38-223
PASSING YDS (NET)	153	114
Passes Att-Comp-Int	31-12-2	23-14-2
TOTAL OFFENSE PLAYS-YARDS	75-305	61-337
Fumble Returns-Yards	0-0	0-0
Punt Returns-Yards	4-36	1-24
Kickoff Returns-Yards	2-34	2-45
Interception Returns-Yards	2-10	2-5
Punts (Number-Avg)	7-41.6	6-38.3
Fumbles-Lost	0-0	0-0
Penalties-Yards	2-10	1-5
Possession Time	32:15	27:45
Third-Down Conversions	9 of 18	5 of 13
Fourth-Down Conversions	0 of 1	0 of 0
Red-Zone Scores-Chances	3-3	2-2
Sacks By: Number-Yards	2-10	1-8

RUSHING: WIS-Ogunbowale, Dare 11-120; Clement, Corey 19-82; Shaw, Bradrick 2-23; Wheelwright, Robert 1-6; Peavy, Jazz 1-2; Ingold, Alec 1-1; Team 1-minus-1; Houston, Bart 2-10. **Nebraska**-Newby, Terrell 17-77; Armstrong Jr., Tommy 13-39; Ozigbo, Devine 10-33; Pierson-El, De'Mornay 1-2; Wilbon, Mikale 2-2; Westerkamp, Jordan 1-minus-1

PASSING: WIS- Hornibrook, Alex 10-16-1-71-1, Houston, Bart 4-7-1-43-0. **Nebraska**-Armstrong Jr., Tommy 12-31-2-153-0

RECEIVING: WIS-Wheelwright, Robert 5-43; Fumagalli, Troy 4-48; Peavy, Jazz 3-25; Ramesh, Austin 1-minus-1; Ogunbowale, Dare 1-minus-1. **Nebraska**-Morgan Jr., Stanley 5-58; Westerkamp, Jordan 3-62; Reilly, Brandon 2-19; Pierson-El, De'Mornay 1-14; Tewby, Terrell 1-10

INTERCEPTIONS: WIS-Shelton, Sojour 1-0; Dixon, D'Cota 1-5. **Nebraska**-Gerry, Nathan 2-10

FUMBLES: WIS-None **Nebraska**-None

SACKS (Sacks-Yds): WIS-Dooley, Garret 1-8. **Nebraska**-Davis, Carlos 1-7; Stoltenberg, Mick 1-3

TACKLE LEADER (UA-A): WIS-Jacobs, Leon 7-4; Connelly, Ryan 7-4. **Nebraska**-Rose-Ivey, Michael 6-2; Banderas, Josh 4-4

Game 9 | No. 6 Ohio St. 62, No. 10 Nebraska 3

SCORE BY QUARTERS	1	2	3	4	FINAL
No. 10 Nebraska	3	0	0	0	3
No. 6 Ohio State	14	17	24	7	62

Columbus, Ohio (Nov. 5) - No. 10 Nebraska gave up a pick-six on a tipped ball on the game's third play from scrimmage, and the Huskers were unable to recover in a 62-3 loss at No. 6 Ohio State.

The Huskers lost senior starting quarterback Tommy Armstrong Jr. midway through the second quarter shortly after he became Nebraska's career leader in total offense. Armstrong returned to the stadium, but did not return to action.

On NU's third play Armstrong's pass was deflected and snagged by OSU's Damon Webb who went 36 yards to give the Buckeyes a 7-0 lead.

Armstrong and Nebraska provided an answer on their next drive, covering 72 yards in 15 plays before stalling inside the Buckeye 5 and settling for a Drew Brown field goal. The play was set up by a 26-yard reception by Stanley Morgan Jr.

OSU came right back with a 10-play drive capped by J.T. Barrett's touchdown pass to Terry McLaurin. The Buckeyes extended the lead to 21-3, going 83 yards in nine plays capped by running back Mike Weber's 23-yard touchdown run. Weber, who finished with 72 yards on 11 carries on the night, pushed the OSU lead to 21-3 with 12:21 left.

Armstrong left the game with just over six minutes left in the half after he picked up an 11-yard run deep into Ohio State territory. The Huskers were unable to score and Ohio State took a 31-3 halftime lead on a one-yard touchdown pass from Barrett to Curtis Samuel on the final offensive play of the half. The Buckeye duo also connected again on the first play of the second half for a 75-yard touchdown to make it 38-3. Samuel led OSU with eight catches for 137 yards on the evening.

For the game, Nebraska managed just 204 yards of total offense, including just 78 rushing and 126 passing. Terrell Newby led the Husker ground game with 13 carries for 54 yards to become the 29th back in Nebraska history to reach 2,000 career yards. Armstrong added 19 yards rushing and 74 yards passing despite going just 4-for-15 through the air. Fyfe completed 5-of-18 passes for 52 yards in place of Armstrong.

Westerkamp led Nebraska with four receptions for 51 yards, while Morgan added three catches for 56 yards. Cethan Carter was the only other Husker to haul in a pass on the night with two catches for 19 yards.

Ohio State accumulated 590 yards, including 352 passing and 238 rushing. Barrett completed 26-of-38 passes for 290 yards, while backup Joe Burrow went 6-for-6 for 62 yards. Demario McCall led all rushers in the game with 73 yards on 16 carries for the Buckeyes, while Barrett added 39 yards on eight totes.



Game 10 | No. 21 Nebraska 24, Minnesota 17

SCORE BY QUARTERS	1	2	3	4	FINAL
Minnesota	7	10	0	0	17
No. 21 Nebraska	3	7	7	7	24

Lincoln (Nov. 12) --- Tommy Armstrong Jr. threw two touchdown passes and ran for the game winner midway through the fourth quarter, as No. 21 Nebraska rallied from a 17-10 halftime deficit for a 24-17 victory over Minnesota.

Armstrong's 13-yard scoring run with 7:17 left in the game capped a 13-play, 91-yard drive that consumed 5:40 and kept the Huskers in contention for a Big Ten West Division championship. It also tied Heisman Trophy winner Eric Crouch for the Nebraska total touchdown record with 90 in his career.

Armstrong completed 19-of-27 passes for 217 yards and two touchdowns, while adding nine carries for 61 yards on the ground. His 35-yard touchdown pass to Tre Bryant gave the Huskers their first lead early in the second quarter. Armstrong's second scoring pass went 31 yards to Terrell Newby midway through the third quarter to tie the game at 17. Newby added 16 carries for 85 yards on the ground, including several big fourth-quarter carries to help the Huskers to victory.

Armstrong helped the Huskers battle their way to 374 yards of total offense, including 217 passing and 157 rushing. While the offense was able to overcome a stingy Minnesota defense, Nebraska's Blackshirt defense shut out the Golden Gophers in the second half and limited Minnesota to just 265 total yards.

Kieron Williams and Aaron Williams teamed for the game's biggest defensive play to secure the win for the Huskers. With Minnesota knocking on door with 1st-and-10 at the NU 17, Aaron Williams deflected a Mitch Leidner pass intended for Drew Wolitarsky. The ball ricocheted into the waiting arms of Kieron Williams at the NU 2 for his team-leading fifth interception of the season.

Kieron Williams finished with five tackles on the night, while Aaron Williams finished with a career-high 11 stops including a tackle for loss. Josh Banderas added 11 tackles and two tackles for loss, while senior defensive tackle Kevin Maurice matched his career high with eight tackles for the Blackshirts.

Leidner led the Golden Gophers to a 17-10 halftime lead and finished the night 18-of-27 through the air for 180 yards. His favorite target was Wolitarsky, who hauled in eight receptions for 90 yards. Leidner added eight carries for 15 yards on the ground, including a one-yard touchdown plunge with 4:54 left in the first half to give Minnesota a 14-10 lead.

Rodney Smith, who capped a massive 14-play, 75-yard drive that consumed the game's first 7:33 with a three-yard touchdown run, led the Gopher ground game with 17 carries for 53 yards.

The Golden Gophers were able to tack on a 42-yard Emmitt Carpenter field goal as time expired in the second quarter to take a 17-10 halftime lead, but the Huskers opened the second half with an 11-play, 79-yard march on the opening drive of the third quarter to tie the score at 17.



SCORING SUMMARY

1st	13:26	OSU	Webb 36 yd interception return (Durbin kick)
1st	07:45	NEB	Brown 20 yd field goal
1st	03:16	OSU	McLaurin 7 yd pass from Barrett (Durbin kick)
2nd	12:21	OSU	Weber 23 yd run (Durbin kick)
2nd	08:22	OSU	Durbin 28 yd field goal
2nd	00:03	OSU	Samuel 1 yd pass from Barrett (Durbin kick)
3rd	14:48	OSU	Samuel 75 yd pass from Barrett (Durbin kick)
3rd	10:00	OSU	Brown 6 yd pass from Barrett (Durbin kick)
3rd	01:35	OSU	Durbin 28 yd field goal
3rd	00:34	OSU	Hooker 48 yd interception return (Durbin kick)
4th	07:19	OSU	Burrow 12 yd run (Durbin kick)

TEAM STATISTICS

	NEB	OSU
FIRST DOWNS	9	34
RUSHES-YARDS (NET)	24-78	42-238
PASSING YDS (NET)	126	352
Passes Att-Comp-Int	33-9-2	44-32-0
TOTAL OFFENSE PLAYS-YARDS	57-204	86-590
Fumble Returns-Yards	0-0	0-0
Punt Returns-Yards	0-0	3-8
Kickoff Returns-Yards	8-133	1-39
Interception Returns-Yards	0-0	2-84
Punts (Number-Avg)	6-41.8	0-0.0
Fumbles-Lost	0-0	1-1
Penalties-Yards	4-43	4-35
Possession Time	22:42	37:18
Third-Down Conversions	5 of 16	11 of 15
Fourth-Down Conversions	0 of 2	1 of 1
Red-Zone Scores-Chances	1-3	6-6
Sacks By: Number-Yards	0-0	0-0

RUSHING: Ohio State-McCall, Demario 16-73; Weber, Mike 11-72; Samuel, Curtis 5-41; Barrett, J.T. 8-39; Burrow, Joe 2-13. **Nebraska**- Newby, Terrell 13-54; Armstrong Jr., Tommy 4-19; Wilbon, Mikale 3-13; Pierson-El, De'Mornay 1-minus-1; Ozigbo, Devine 3-minus-7.

PASSING: Ohio State-Barrett, J.T. 26-38-0-290-4; Burrow, Joe 6-6-0-62-0. **Nebraska**-Fyfe, Ryker 5-18-1-52-0; Armstrong Jr., Tommy 4-15-1-74-0.

RECEIVING: Ohio State-Samuel, Curtis 8-137; Hill, K.J. 5-66; Wilson, Dontre 4-44; Baugh, Marcus 4-35; Alexander, A.J. 3-24; Smith, Corey 3-2; Brown, Noah 2-14; Weber, Mike 1-15; Mack, Austin 1-8; McLaurin, Terry 1-7. **Nebraska**-Westerkamp, Jordan 4-51; Morgan Jr., Stanley 3-56; Carter, Cethan 2-19.

INTERCEPTIONS: Ohio State-Hooker, Malik 1-48; Webb, Damon 1-36. **Nebraska**-None

FUMBLES: Ohio State-Wilson, Dontre 1-1. **Nebraska**-None

SACKS (Sacks-Yds): Ohio State-None. **Nebraska**-None

TACKLE LEADER (UA-A): Ohio State-Hubbard, Sam 3-2; Fuller, Jordan 2-3. **Nebraska**-Banderas, Josh 2-7; Gerry, Nathan 9-0; Kalu, Joshua 7-2.

SCORING SUMMARY

QTR	TIME	TEAM	SCORE
1st	07:27	MINN	Smith 3 yd run (Carpenter kick)
1st	02:42	NEB	Brown 46 yd field goal
2nd	13:24	NEB	Bryant 35 yd pass from Armstrong Jr. (Brown kick)
2nd	04:54	MINN	Leidner 1 yd run (Carpenter kick)
2nd	00:00	MINN	Carpenter 42 yd field goal
3rd	09:16	NEB	Newby 31 yd pass from Armstrong Jr. (Brown kick)
4th	07:17	NEB	Armstrong Jr. 13 yd run (Brown kick)

TEAM STATISTICS

	MINN	NEB
FIRST DOWNS	15	19
RUSHES-YARDS (NET)	34-85	32-157
PASSING YDS (NET)	180	217
Passes Att-Comp-Int	28-18-1	28-19-0
TOTAL OFFENSE PLAYS-YARDS	62-265	60-374
Fumble Returns-Yards	0-0	0-0
Punt Returns-Yards	0-0	3-1
Kickoff Returns-Yards	2-30	1-20
Interception Returns-Yards	0-0	1-12
Punts (Number-Avg)	5-44.2	4-30.5
Fumbles-Lost	0-0	1-0
Penalties-Yards	2-15	8-81
Possession Time	30:54	29:06
Third-Down Conversions	8 of 16	7 of 15
Fourth-Down Conversions	1 of 1	2 of 2
Red-Zone Scores-Chances	2-3	1-1
Sacks By: Number-Yards	1-6	0-0

RUSHING: Minnesota-Smith, Rodney 17-53; Brooks, Shannon 9-17; Leidner, Mitch 8-15; **Nebraska**-Newby, Terrell 16-85; Armstrong Jr., Tommy 9-61; Pierson-El, De'Mornay 3-21; Bryant, Tre 1-0; **TEAM** 2-minus-4; Fyfe, Ryker 1-minus-6

PASSING: Minnesota- Leidner, Mitch 18-27-1-180-0; **Nebraska**- Armstrong Jr., Tommy 19-27-0-217-2; Fyfe, Ryker 0-1-0-0-0

RECEIVING: Minnesota-Wolitarsky, Drew 8-90; Smith, Rodney 3-17; Still, Rashad 2-16; Johnson, Tyler 1-25; Wozniak, Nate 1-11; Brooks, Shannon 1-9; Carter, Eric 1-6; Beebe, Colton 1-6. **Nebraska**-Westerkamp, Jordan 6-50; Moore, Alonzo 3-36; Pierson-El, De'Mornay 3-35; Carter, Cethan 3-15; Bryant, Tre 1-35; Newby, Terrell 1-31; Wilbon, Mikale 1-11; Morgan Jr., Stanley 1-4

INTERCEPTIONS: Minnesota-None. **Nebraska**-Williams, Kieron 1-12

FUMBLES: Minnesota-None. **Nebraska**-Pierson-El 1-0.

SACKS (Sacks-Yds): Minnesota-Cashman, Blake 1-6. **Nebraska**-None

TACKLE LEADER (UA-A): Minnesota-Winfield Jr., Antoine 5-5. **Nebraska**-Banderas, Josh 6-5; Williams, Aaron 5-6