

N NEBRASKA FOOTBALL

FIVE-TIME NATIONAL CHAMPIONS • MOST WINS IN THE NATION LAST 40, 50 & 60 YEARS



NEBRASKA
CORNHUSKERS

- **Record:** 7-1 (4-1, Big Ten)
- **Last Game:** Wisconsin, L, 23-17 (ot)
- **Rankings:** AP-9; Coaches-10
- **Series:** Ohio State, 3-1
- **Coach:** Mike Riley
- **At Nebraska:** 13-8 (2nd year)
- **Career:** 106-88 (16th year)
- **vs. Ohio State:** first meeting



Chris Fowler, Play-by-Play
Kirk Herbstreit, Analyst
Samantha Ponder, Sidelines



OHIO STATE
BUCKEYES

- **Record:** 7-1 (4-1, Big Ten)
- **Last Game:** Northwestern, W, 24-20
- **Rankings:** AP-6; Coaches-6
- **Head Coach:** Urban Meyer
- **At Ohio State:** 57-5 (5th year)
- **Career:** 161-28 (15th year)
- **vs. Nebraska:** 1-0

GAME 9: #9 NEBRASKA (7-1, 4-1) at
#6 OHIO STATE (7-1, 4-1)

NOV. 5, 2016 • 7 P.M. (CT)

OHIO STADIUM

COLUMBUS, OHIO

CAPACITY: 104,944; SURFACE: FIELDTURF

10

Nebraska and Ohio State are both ranked in the top 10 of this week's AP poll with Ohio State at No. 6 and Nebraska ranked ninth. This matchup will mark the first top-10 meeting Nebraska has played in since the No. 8 Huskers played at No. 7 Wisconsin in October of 2011.

53

Nebraska quarterback Tommy Armstrong Jr. needs 53 yards of total offense against Ohio State to become the Nebraska career leader in total offense. Taylor Martinez currently holds the record with 10,233 yards.

81

Nebraska and Ohio State have combined for 81 conference championships in the storied history of the two programs. Nebraska has 46 league titles, while Ohio State has won 35 conference crowns.

THE MATCHUP

Nebraska continues a rugged two-game road trip on Saturday night, when the Huskers travel to Columbus, Ohio to take on sixth-ranked Ohio State. The prime-time tilt will kick off at 7 p.m. CT (8 p.m. local) at Ohio Stadium, with the contest nationally televised on ABC.

Nebraska enters the game with a 7-1 record and a 4-1 mark in Big Ten play, following a 23-17 overtime loss at Wisconsin on Saturday night. Nebraska rallied from a 10-point deficit entering the final quarter, but Wisconsin prevailed in the extra session. The loss ended the Huskers' eight-game overall winning streak, NU's longest in 15 seasons.

Despite the setback, Nebraska maintains a one-game lead in the Big Ten West Division heading into the final month of the season. The Huskers enter this week's contest still in the top 10 in both polls. NU is ranked ninth in the Associated Press Poll and 10th in the USA Today Coaches Poll.

Ohio State also comes into the game with a 7-1 record, including a 4-1 mark in the Big Ten Conference. The Buckeyes suffered a three-point loss at Penn State on Oct. 22, but bounced back with a 24-20 win over Northwestern on Saturday in Columbus.

The Buckeyes rank among the nation's best on both offense and defense. Ohio State ranks eighth nationally in rushing offense and No. 10 in scoring. The defense is also stout, holding opponents to just 295.5 yards and 15.1 points per game.

NEBRASKA FOOTBALL TOP 10

- Nebraska is 887-369-40 all-time, one of only 10 schools with 800 wins.
- The Cornhuskers rank fourth all-time with their 887 victories.
- Nebraska has won five national titles (1970, 1971, 1994, 1995, 1997).
- The Huskers have won 46 conference championships.
- Nebraska's 52 all-time bowl appearances rank third nationally.
- Three Huskers have won the Heisman Trophy (Rodgers, Rozier, Crouch).
- Nebraska's 107 football Academic All-Americans lead the nation.
- The Huskers have 110 first-team All-Americans in school history.
- Nebraska football is the only team in any sport in NCAA history to total 100 athletic and academic All-Americans.
- Memorial Stadium has been sold out every game since Nov. 3, 1962, a streak of 352 consecutive sellouts.



HUSKER RADIO

Greg Sharpe
Matt Davison
Brenden Stai

NATIONAL SIMULCASTS

• Sirius: 84 • XM: 84

1 NEBRASKA 43
FRESNO STATE 10

Sept. 3 • 7 p.m. (BTN)
Lincoln, Neb. • Memorial Stadium

2 NEBRASKA 52
WYOMING 17

Sept. 10 • 11 a.m. (ESPN2)
Lincoln, Neb. • Memorial Stadium

3 NEBRASKA 35
#22 OREGON 32

Sept. 17 • 2:30 p.m. (ABC)
Lincoln, Neb. • Memorial Stadium

4 #20 NEBRASKA 24
NORTHWESTERN 13

Sept. 24 • 6:30 p.m. (BTN)
Evanston, Ill. • Ryan Field

5 #15 NEBRASKA 31
ILLINOIS 16

Oct. 1 • 2:30 p.m. (ESPN2)
Lincoln, Neb. • Memorial Stadium

6 #10 NEBRASKA 27
INDIANA 22

Oct. 15 • 2:30 p.m. (ABC/ESPN2)
Bloomington, Ind. • Memorial Stadium

7 #8 NEBRASKA 27
PURDUE 14

Oct. 22 • 2:30 p.m. (ABC/ESPN2)
Lincoln, Neb. • Memorial Stadium

8 #11 WISCONSIN 23
#7 NEBRASKA 17 (OT)

Oct. 29 • 6 p.m. (ESPN)
Madison, Wis. • Camp Randall Stadium

9 #9 NEBRASKA 7-1
#6 OHIO STATE 7-1

Nov. 5 • 7 p.m. (ABC)
Columbus, Ohio • Ohio Stadium

10 MINNESOTA 6-2
NEBRASKA 7-1

Nov. 12 • 6:30 p.m. (BTN)
Lincoln, Neb. • Memorial Stadium

11 MARYLAND 5-3
NEBRASKA 7-1

Nov. 19 • TBA (TBA)
Lincoln, Neb. • Memorial Stadium

12 NEBRASKA 7-1
IOWA 5-3

Nov. 25 • TBA (TBA)
Iowa City, Iowa • Kinnick Stadium

13 BIG TEN CONFERENCE
CHAMPIONSHIP GAME

Dec. 3 • 7:17 p.m. (FOX)
Indianapolis, Ind. • Lucas Oil Stadium

NEBRASKA COMMUNICATIONS

One Memorial Stadium
P.O. Box 880123
Lincoln, NE 68588-0123
(402) 472-2263
sportsinfo@huskers.com
Shipping Address: 600 Stadium Drive

FOOTBALL CONTACTS

Credential Requests Huskers.com/Media

Assistant A.D./Communications.....Keith Mann
Phone.....402-472-0237
E-Mail.....kmann@huskers.com
Sr. Assoc. Comm. Director.....Shamus McKnight
Phone.....402-472-7772
E-Mail.....smcknight@huskers.com

Associate Comm. Director.....Matt Smith
Phone.....402-472-7780
E-Mail.....msmith@huskers.com

Associate Comm. Director.....Jeremy Foote
Phone.....402-472-7778
E-Mail.....jfoote@huskers.com

Admin. Associate (Credentials).....Vicki Capazo
Phone.....402-472-2263
E-Mail.....vcapazo@huskers.com

Huskers.com • @Huskers

GENERAL POLICIES

All player and coach interviews must be arranged at least one day in advance through the Nebraska Communications Office. Contact Keith Mann, Shamus McKnight, Matt Smith or Jeremy Foote. All post-practice interviews will be conducted at the practice site. Interviews will not be conducted in the weight room, Student Life Complex, training room, hallways or the tunnel leading from the locker room to the field. The Nebraska locker room, training room and football office meeting rooms are **OFF-LIMITS** to the media. When arriving for post-practice interviews, media should wait in the Hawks Center lobby, or access Memorial Stadium through Gate 11 entrance if practice is in the stadium.

Requested players are available (depending on class schedules) at the Monday press conferences (11:30 a.m.-1 p.m.) and after practice on the field on Tuesday (defense) and Wednesday (offense). Players cell phone numbers will **NOT** be given to the media.

Practices are **CLOSED** to the media and to the general public during the season. Media will be allowed to shoot photos/video at the start of practice on Tuesdays (app. 15 minutes). A Communications representative will be on hand during the open portion of practice.

After all games, Nebraska's locker room is closed. Head Coach Mike Riley, coordinators and requested players will be brought to the postgame interview room after a 10-minute cooling off period. At home, the postgame interview room is located in the strength complex of the Osborne Athletic Complex. Media are asked to wait to set up equipment until the conclusion of halftime. On the road, Coach Riley, assistant coaches and requested players will be brought to the designated interview area. Please note, **NO INTERVIEWS** will be conducted on the field as the players are returning to the locker room.

NEBRASKA MEDIA INFORMATION AND POLICIES

COACH AND PLAYER AVAILABILITY

MONDAY

Nebraska Weekly Press Conference

Coach Riley will be available in the West Stadium Level 6 at Memorial Stadium at 11:30 a.m. CT. The press conference will be available free at Huskers.com. Players will generally follow Coach Riley at the press conference.

Nebraska will not practice on Mondays.

TUESDAY

Big Ten Teleconference (Mike Riley - 11:24 a.m. CT)

To participate on the teleconference, media members should call 1-866-392-7674. Contact the Big Ten Conference Office for the weekly passcode. The calls will be available for playback approximately two hours after each conference at www.bigten.org.

- 11:00 a.m. – Pat Fitzgerald, Northwestern
- 11:08 a.m. – Jim Harbaugh, Michigan
- 11:16 a.m. – Paul Chryst, Wisconsin
- 11:24 A.M. – MIKE RILEY, NEBRASKA
- 11:32 a.m. – Mark Dantonio, Michigan State
- 11:40 a.m. – Kirk Ferentz, Iowa
- 11:48 a.m. – Tracy Claeys, Minnesota
- 11:56 a.m. – Chris Ash, Rutgers
- 12:04 p.m. – Lovie Smith, Illinois
- 12:12 p.m. – DJ Durkin, Maryland
- 12:20 p.m. – Gerard Parker, Purdue
- 12:28 p.m. – James Franklin, Penn State
- 12:36 p.m. – Urban Meyer, Ohio State
- 12:44 p.m. – Kevin Wilson, Indiana

Defensive coordinator Mark Banker, requested defensive assistants and requested defensive players not at press conference available on field after practice.

WEDNESDAY

Offensive coordinator Danny Langsdorf, requested offensive assistants and requested offensive players not at press conference available on field after practice.

THURSDAY

Coach Riley available after practice on field.

FRIDAY

No Media Availability.

RILEY PHONE INTERVIEWS

Media wishing to try to arrange a phone interview may contact Keith Mann for availability. Please contact the Communications Office as far in advance as possible.

PLAYER PHONE INTERVIEWS

Out-of-town media requesting phone interviews with Nebraska players should contact Keith Mann or Shamus McKnight with those requests, preferably on Sundays, but no later than 10 a.m. CT on Monday of game week.

PLAYER/COACH MUG SHOTS

Action photos and/or a DVD of Nebraska mug shots may be obtained by calling or e-mailing the Nebraska Communications Office.

HUSKERS.COM

Huskers.com is the official site of Nebraska Athletics and includes updated stats, game notes, depth chart and extensive quotes and audio and video clips from Nebraska's Monday press conference, including Coach Riley and selected players in the afternoon.

CREDENTIALS

Media may make credential requests for Nebraska home games on-line at Huskers.com/media. Follow the steps on the web site to complete the application. You will receive an e-mail confirming your application, and approval/denial e-mail. Contact Vicki Capazo at (402) 472-2263 with questions. Once again this season, photo ID will be required to gain access to the stadium on game day and the name on your photo ID and credential must match. Single-game credentials will not be mailed and must be picked up on game day at media will call.

TELECONFERENCE/SATELLITE FEED/FTP

For video of Nebraska's press conferences contact the Communications Office. All of Coach Riley's press conferences are available live on Huskers.com. Several players will follow Riley at the press conference.

MEDIA GUIDE AND SUPPLEMENT ON-LINE

PDF versions of the 2016 Nebraska media guide and media supplement are available on Huskers.com. Please go to the "Football" page, on the right menu, click on "2016 Media Guide" and proceed.

BANK OF THE WEST NEBRASKA FOOTBALL SHOW "DAY BY DAY"

The Nebraska Football television show will air on several affiliates throughout the 2016 season. The stations and times are as follows:

- KOLN/KGIN–Lincoln (Sunday, 10:35 p.m.)
- KNPL–North Platte (Sunday, 10:35 p.m.)
- KMTV–Omaha (Sunday, 11 p.m.)
- Fox Sports Midwest–Monday, 1 p.m.

The N-Side Nebraska show will follow the half-hour football show and feature all 24 of Nebraska's sports, including football during the fall.

IMG HUSKER SPORTS RADIO NETWORK

The Husker IMG Sports Network will continue the strong tradition of broadcasting excellence in 2016, as it brings NU football to fans across the nation and the world.

In the state of Nebraska, KXSP (590 AM and KEZO (92.3 FM) serve as the Omaha affiliates. KLIN (1400 AM) along with KFGE (98.1 FM) remain the Lincoln affiliates, while KRVN (880 AM) is a powerful central Nebraska affiliate that reaches around the state. All radio broadcasts are available live on Huskers.com, the Official Husker App, TuneIn.com, the TuneIn Radio App and SiriusXM Satellite Radio.

2016 NEBRASKA STATIONS

- Ainsworth: 1400 AM
- Alliance: 1400 AM
- Beatrice: 1450 AM
- Broken Bow: 95.3 FM
- Chadron: 610 AM
- Columbus: 900 AM/101.1 FM
- Cozad: 1580 AM
- Fairbury: 1310 AM/99.5 FM
- Falls City: 1230 AM
- Fremont: 105.5 FM
- Grand Island: 1430 AM/97.3 FM
- Hastings: 1230 AM/94.5 FM
- Holdrege: 97.7 FM
- Imperial: 102.9 FM
- Kearney: 1340/105.9
- Lexington: 880 AM
- Lincoln: 1400 AM/98.1 FM
- McCook: 93.9/102.1 FM
- Neb. City: 1600 AM/103.1 FM
- Norfolk: 94.7 FM
- North Platte: 1240 AM/103.5 FM
- Ogallala: 93.5 FM
- Omaha: 590 AM/92.3 FM
- Scottsbluff: 960 AM/94.1 FM
- Sidney: 1340 AM/98.7 FM
- Superior: 1600 AM/103.9 FM
- Valentine: 940 AM
- West Point: 840/98.3 AM
- York: 1370 AM

WEEKLY MEDIA CALENDAR: NEBRASKA VS. OHIO STATE (OCT. 31-NOV. 5)

MONDAY, OCT. 31	TUESDAY, NOV. 1	WEDNESDAY, NOV. 2	THURSDAY, NOV. 3	FRIDAY, NOV. 4	SATURDAY, NOV. 5
PRESS CONFERENCE 11 a.m. - Lunch 11:30 a.m. - Mike Riley Players to follow	BIG TEN CONF. CALL 11 a.m. - Call begins 11:24 a.m. - Mike Riley Details: Contact Big Ten		NEBRASKA FOOTBALL RADIO HOUR (HSN) 7 p.m. - Mike Cavanaugh	TRAVEL DAY Travel to Columbus via team charter	GAME DAY Nebraska at Ohio State 7 P.M CT (ABC)
NO PRACTICE	PRACTICE 3:45 - 5:30 p.m. Available after practice: • Mark Banker • Requested def. players • Requested def. coaches	PRACTICE 3:45 - 5:30 p.m. Available after practice: • Danny Langsdorf • Requested off. players • Requested off. coaches	PRACTICE 4 - 5:20 p.m. Available after practice: • Mike Riley	PRACTICE Walk-Thru in Lincoln before departure NO MEDIA ACCESS	POST-GAME Post-game interview area Available after game: • Mike Riley • Coordinators • Requested players

NEBRASKA-OHIO STATE SERIES

Games: 4

Standing: Ohio State leads, 3-1

At Columbus: Ohio State leads, 3-0

Current Win Streak: Ohio State, 1 game

PREVIOUS MEETINGS

Date	Site	Rank NU/OSU	Result	Score
9-24-1955	Columbus	/6	L	20-28
9-29-1956	Columbus	/8	L	7-34
10-8-2011	Lincoln	14/	W	34-27
10-6-2012	Columbus	21/12	L	38-63

Series scoring

Total	Average
Nebraska 99	24.8
Ohio State 152	38.0

- Nebraska and Ohio State are meeting for the first time in four seasons after playing in Nebraska's first two years in the Big Ten in 2011 and 2012.
- The Huskers will meet Ohio State each of the next four years with Big Ten schedules currently set through 2019.
- Nebraska's lone win in the series occurred in 2011 in Lincoln, the Huskers' first Big Ten home game. Nebraska rallied from a 27-6 deficit for a 34-27 win, marking the largest comeback in school history.
- With Ohio State entering the game ranked sixth, the Buckeyes have been ranked in the top 12 in the AP poll in all four meetings in Columbus.

HUSKER-BUCKEYE MATCHUP PITS TWO TOP PROGRAMS

Saturday night's matchup not only features two of the top teams in 2016, but also two of the historically great programs in college football.

- In looking at the most wins in college football over the past 30, 40, 50 or 60 years, Nebraska and Ohio State each rank in the top four in all of those categories.
- The schools have combined to win 11 national championships and 81 conference championships, including five national championships and 46 conference titles by Nebraska.

NEBRASKA-OHIO STATE SUPERLATIVES

Nebraska	Category	Ohio State
5	National Championships	6
46	Conference Championships	35
52	Bowl Appearances	47
3	Heisman Trophy Winners	7
110	All Americans	192

HUSKERS REMAIN IN TOP 10 IN NATIONAL RANKINGS

Nebraska's loss at Wisconsin caused the Huskers to drop in the rankings for the first time in several weeks. However, the Huskers remain No. 9 in the Associated Press Poll and 10th in the coaches poll. The first College Football Playoff rankings will be released on Tuesday evening.

Nebraska began the season unranked before entering the national polls after starting 3-0. The Huskers have been ranked in each of the past seven polls.

- The No. 7 ranking in the Oct. 23 AP poll was the Huskers' highest since being ranked No. 5 in the country in October of 2010.
- Nebraska moved into the top 10 on Oct. 10 prior to its game at Indiana. The Huskers' top-10 ranking was its first since November of 2011.
- With NU ranked ninth heading into a matchup at No. 6 Ohio State, Saturday's game will mark the first top-10 game the Huskers have been involved in since 2011. Nebraska was ranked eighth when it traveled to No. 7 Wisconsin in 2011. NU just missed being part of a top-10 game last week as the No. 7 Huskers lost at 11th-ranked Wisconsin.

NU IN GOOD POSITION HEADING INTO FINAL FOUR GAMES

Nebraska stands at 7-1 heading into the final month of the regular season. The 7-1 start marks the third time in the past seven seasons NU has started 7-1.

- Nebraska started 7-0 before losing in overtime at Wisconsin. The 7-0 record was Nebraska's best start since opening 11-0 in 2001.
- Nebraska saw an eight-game winning streak end at Wisconsin. That streak was NU's longest win streak since its 13-game win streak spanning the 2000 and 2001 seasons. Nebraska had four six-game winning streaks between 2008 and 2014.
- The Huskers opened Big Ten play with four straight wins, marking Nebraska's best conference start since 2001 when NU opened Big 12 action by winning its first seven games.
- The 7-0 start for Nebraska is the best for Mike Riley in his 16 seasons as a college head coach. The Huskers' eight-game win streak was also the longest of Riley's career.

HUSKERS ON STRONG 12-GAME RUN

Nebraska's 7-1 start ties its best eight-game record in the past 15 years. NU also opened 7-1 in 2003, 2010 and 2014. Combined with a 3-1 finish to the 2015 campaign, the Huskers have won 10 of their past 12 games.

- Nebraska's 10-2 record over a 12-game span is its best since the Huskers won 11 of 12 games spanning the 2009 and 2010 seasons.
- NU's 10-2 record in the past 12 games makes the Huskers one of 12 teams in the FBS with a 10-2 or better record in the stretch.

FBS BEST RECORDS PAST 12 GAMES

Team	Last 12 Games
Alabama	12-0
Michigan	11-1
Clemson	11-1
San Diego State	11-1
Washington	11-1
NEBRASKA	10-2
Ohio State	10-2
Louisville	10-2
Western Michigan	10-2
West Virginia	10-2
Houston	10-2
Appalachian State	10-2



BIG TEN STANDINGS

WEST DIVISION

Place	Team	Overall	Big Ten
1.	Nebraska	7-1	4-1
2.	Wisconsin	6-2	3-2
	Minnesota	6-2	3-2
	Iowa	5-3	3-2
	Northwestern	4-4	3-2
6.	Purdue	3-5	1-4
	Illinois	3-5	1-4

EAST DIVISION

Place	Team	Overall	Big Ten
1.	Michigan	8-0	5-0
2.	Ohio State	7-1	4-1
	Penn State	6-2	4-1
4.	Maryland	5-3	2-3
5.	Indiana	4-4	2-3
6.	Michigan State	2-6	0-5
7.	Rutgers	2-6	0-5

BIG TEN CONFERENCE

PLAYER OF THE WEEK NOMINEES

Game	Offense	Defense	Sp. Teams	Frosh
FS	Ozigbo	K. Williams		Jackson
WYO	Armstrong	Gerry		C. Davis
ORE	Armstrong		Pierson-El	Lightbourn
NW	Armstrong			
ILL	Newby	D. Young	Pierson-El	
IND	Morgan	Jones	Brown	
PUR		K. Williams	Lightbourn	
WIS		Gerry	Lightbourn	
OSU				
UM				
MARY				
IOWA				

Bold indicates winner

2016 HUSKER HONORS

Mike Riley, Head Coach

- Paul "Bear" Bryant Coach of the Year Watch List

Tommy Armstrong Jr., QB

- Big Ten Offensive POW (vs. Northwestern)
- Rose Bowl Big Ten POW (vs. Oregon)
- Earl Campbell Tyler Rose Award Watch List
- Maxwell Award Watch List
- Davey O'Brien Quarterback Award Watch List
- Johnny Unitas Award Watch List
- Manning Award Watch List

Drew Brown, PK

- Lou Groza Award Watch List
- Wuerffel Trophy Watch List
- Allstate AFCA Good Works Team Nominee

Cethan Carter, TE

- Mackey Award Watch List

Nathan Gerry, S

- Big Ten Defensive POW (vs. Wyoming)
- Bednarik Award Watch List
- Jim Thorpe Award Watch List
- Pro Football Focus Mid-Season All-American

Joshua Kalu, CB

- Lott IMPACT Award Quarterfinalist (1 of 19)

Caleb Lightbourn, P

- Big Ten Freshman of the Week (vs. Oregon)

Terrell Newby, LB

- Doak Walker Award Watch List

Brandon Reilly, WR

- Biletnikoff Award Watch List

Dylan Utter, C

- Rimington Trophy Watch List

Jordan Westerkamp, WR

- Biletnikoff Award Watch List

Nebraska Offensive Line

- Joe Moore Award Midseason Watch List

LAST TIME OUT**WISCONSIN 23, NEBRASKA 17 (OT)**

Team Stats	NU	UW
First Downs	16	16
Rushes-Yards	44-152	38-223
Passes	12-31-2	14-23-2
Passing Yards	153	114
Total Offense	305	337
3rd Downs	9-of-18	5-of-13
Turnovers	2	2
Penalties	2-10	1-5
Time of Possession	32:23	27:37

NU Rushing Leaders

Terrell Newby-17 carries, 77 yards
 Tommy Armstrong Jr.-13 carries, 39 yards, TD
 Devine Ozigbo-10 carries, 33 yards, TD

NU Passing Leader

Tommy Armstrong Jr.-12-31-2, 153 yards

NU Receiving Leaders

Stanley Morgan Jr.-5 receptions, 58 yards
 Jordan Westerkamp-3 receptions, 62 yards

NU Defensive Leaders

Nathan Gerry-7 tackles, 2 INT, PBU
 Michael Rose-Ivey-6 UT, 2 AT, 8 TT
 Josh Banderas-4 UT, 4 AT, 8 TT
 Mick Stoltenberg-2 UT, 4 AT, 6 TT, 3-yard sack

NU Special Teams Leaders

Caleb Lightbourn-7 punts, 41.6 avg., long-51
 De'Mornay Pierson-El-4 punt returns, 36 yards

NOTING GAME 8

- Nebraska's overtime loss marked just its third loss in 11 all-time overtime games. The Huskers' six-point loss marked the 10th consecutive loss for Nebraska that has been by 10 or fewer points.
- Tommy Armstrong Jr.** accounted for 192 yards of total offense in the game and surpassed 10,000 career yards of total offense. He is the 11th Big Ten player to reach that milestone.
- Senior **Nathan Gerry** intercepted two passes in the fourth quarter, marking his second multi-interception game of the season. Gerry has 13 interceptions in his Nebraska career, one shy of the NU school record.
- Sophomore receiver **Stanley Morgan Jr.** had a career-high five receptions for 58 yards.
- Nebraska senior receiver **Jordan Westerkamp** caught three passes to move into third place on the Huskers' career reception list, moving past Johnny Rodgers.
- Freshman punter **Caleb Lightbourn** downed three punts inside the Wisconsin 20, marking his second straight week with three punts inside the 20.
- Linebacker **Josh Banderas** tied for the team lead with eight tackles, marking his third straight game with eight or more tackles.

RILEY HOPES FOR CONTINUED SUCCESS VS. RANKED OPPONENTS

Nebraska suffered a 23-17 overtime setback at Wisconsin last Saturday, dropping NU to 1-1 against ranked opponents this season. The Huskers defeated then-No. 22 Oregon on Sept. 17, continuing Head Coach Mike Riley's strong history of knocking off ranked teams during his college coaching career.

The Huskers will have another opportunity for a win over a ranked foe Saturday night when they take on No. 6 Ohio State in Columbus.

- Riley-coached teams have 16 wins over ranked teams in his 16 seasons as a college coach, 14 at Oregon State and wins over Michigan State in 2015 and Oregon in 2016.
- Last year's win over No. 6 Michigan State marked the sixth top-10 opponent a Riley-coached team defeated since 2006. The win was Nebraska's first over a top-10 opponent since October of 2011.

WINS BY RILEY-COACHED TEAMS vs. TOP 25

Year	Opponent	Result
1998	No. 16 Oregon	W, 44-41 (2ot)
2005	No. 18 California	W, 23-20
2006	No. 3 USC	W, 33-31
2006	No. 24 Hawaii	W, 35-32
2007	No. 2 California	W, 31-28
2007	No. 16 Oregon	W, 38-31 (2ot)
2008	No. 1 USC	W, 27-21
2008	No. 19 Pittsburgh	W, 3-0
2009	No. 23 California	W, 31-14
2010	No. 9 Arizona	W, 29-27
2010	No. 20 USC	W, 36-7
2012	No. 13 Wisconsin	W, 10-7
2012	No. 19 UCLA	W, 27-20
2014	No. 7 Arizona St.	W, 35-27
2015	No. 6 Michigan St.	W, 39-38
2016	No. 22 Oregon	W, 35-32

HUSKERS A TOUGH OUT

Nebraska has proven to be one of the nation's most improved teams in 2016, opening with a 7-1 record after a 6-7 mark a year ago. Despite losing seven games last season, Nebraska was competitive all season, and last week's setback at Wisconsin continued a recent trend of playing tight games.

- In the Huskers' eight losses in Mike Riley's two seasons at Nebraska, the largest margin of defeat has been 10 points. In fact, each of Nebraska's past 10 losses dating back to 2014 have come by 10 or fewer points.
- In 2016, Nebraska lost four games on the opponent's final possession or in overtime. The Huskers' other three losses were by 2, 8 and 10 points.
- Nebraska is 5-8 in games decided by 10 or fewer points under Mike Riley, including 0-2 in overtime.

HUSKERS HAMMERING FOES IN FOURTH QUARTER

Nebraska has proven to be a dominant fourth-quarter team in 2016. Nebraska owns a nation-best 95-point advantage in fourth-quarter scoring, and has been very strong in Big Ten play.

- Despite falling in overtime, Nebraska forced the extra session at Wisconsin by having a 10-0 fourth-quarter edge. Nebraska held the ball for 9:41 in the final quarter.
- The Huskers closed out their win over Purdue with a 10-0 fourth-quarter edge. NU out-yarded Purdue, 114-52, in the final quarter.
- In Nebraska's win at Indiana, the Huskers scored 10 fourth-quarter points to secure a victory. NU outgained Indiana 150-80 in the final quarter and held the ball for 11:16.
- Against Illinois, Nebraska had a 149-18 advantage in yards in the final quarter. The Huskers also had a 6-0 advantage in first downs and held the ball for 10:59.

2016 FOURTH QUARTER SCORING

Game	Nebraska	Opp.	Margin
Fresno State	22	0	+22
Wyoming	28	0	+28
Oregon	7	6	+1
Northwestern	0	0	0
Illinois	21	0	+21
Indiana	10	7	+3
Purdue	10	0	+10
Wisconsin	10	0	+10
Totals	108	13	+95

- Nebraska's 108 fourth-quarter points rank second nationally in points in the final quarter. The 13 points allowed are also second in the nation.

4TH-QUARTER SCORING MARGIN (FBS)

Team	4th-Qtr. Margin
NEBRASKA	+95
Arizona State	+57
TCU	+56
Penn State	+49
Tennessee	+48

- Nebraska averages an impressive 10:05 in time of possession in the final quarter. The Huskers held the ball for 11:11 in the fourth quarter against Purdue.
- Nebraska dominates on the ground in the fourth quarter, averaging 78.6 rushing yards in the fourth quarter to 28.8 for the opposition. Six of eight NU foes have rushed for 10 or fewer yards in the fourth quarter.

The Huskers have also dominated the opening quarter of games this season, outscoring the opposition 55-22 in the first quarter.

BIG RED BALANCING ACT

The Nebraska offense is showing outstanding balance in its second season under Head Coach Mike Riley and offensive coordinator Danny Langsdorf. The 2016 success comes a year after Nebraska ranked second in the Big Ten in total offense and passing offense, while finishing third in scoring offense.

Nebraska made a powerful running game and a balanced offense primary goals for 2016, and have produced solid results.

- Nebraska is averaging 204.0 rushing yards per game to rank fifth in the Big Ten. NU had a season-high 310 rushing yards at Northwestern and has rushed for at least 200 yards four times in 2016.
- Nebraska is among the nation's most balanced offensive attacks. The Huskers average 225.6 passing yards per game and 429.6 total yards per game, which ranks fourth in the Big Ten.
- Nebraska's 15.4 yards per completion ranks seventh in the nation. The Huskers had five passing plays of at least 25 yards against Wyoming and had five of 20 or more vs. Purdue.
- Nebraska's 310 rushing yards at Northwestern marked the Huskers' fifth-highest rushing total in a Big Ten Conference game.
- The 556 yards of total offense at Northwestern marked the second-highest total in a Big Ten game in NU's six seasons in the league, trailing only a 624-yard effort against Illinois in 2014.
- Nebraska has gained at least 400 yards of total offense in eight of its past 10 games overall.
- Nebraska has topped 27 points in 12 of its past 15 games, and has scored at least 31 points in four of five home games this season.
- Nebraska is averaging 32.0 points per game in 2016 to rank sixth in the Big Ten. The 52 points against Wyoming were the most in two seasons under Mike Riley.
- Nebraska topped the 300-yard passing mark for the seventh time in two seasons under Mike Riley with 412 passing yards against Wyoming. The yardage total was the fifth highest in school history and most since the 2007 season.
- In addition to its 310-yard rushing effort at Northwestern, the Huskers rushed for 292 yards on 51 carries in the win over Fresno State. NU also had 228 rushing yards against Oregon, including 166 after half.

NEBRASKA LOOKS TO KEEP POUNDING BALL ON GROUND

Nebraska has shown the ability to control the running game on both sides of the ball in 2016.

Nebraska out-gained Northwestern, 310-137, on the ground, marking the third time since the 2015 Foster Farms Bowl that the Huskers have had at least 290 rushing yards. NU churned out 292 rushing yards on 51 carries in its season-opening victory over Fresno State. That rushing effort came on the heels of running for 326 yards in the Foster Farms Bowl win over UCLA to close the 2015 season.

The Blackshirts have been strong against the run for the majority of the year, holding six opponents to 137 or fewer yards. NU limited Purdue to 24 rushing yards and Fresno State to 31 rushing yards. Oregon did rush for more than 300 yards, but Nebraska held the Ducks' high-powered pass game in check with only 146 passing yards.

- Nebraska is 8-0 under Riley when rushing for 200 yards or more, including 4-0 in 2016. The Huskers are 9-0 under Riley when out-rushing the opposition.

WINNING THE RUNNING GAME (LAST 9 GAMES)

Opponent	NU Rush	Opp. Rush	+/-	Score
UCLA	62-326	16-67	+259	W, 37-29
Fresno St.	51-292	25-31	+261	W, 43-10
Wyoming	43-138	31-131	+7	W, 52-17
Oregon	47-228	47-336	-108	W, 35-32
Northwestern	47-310	32-137	+173	W, 24-13
Illinois	49-203	21-124	+79	W, 31-16
Indiana	45-152	30-88	+64	W, 27-22
Purdue	37-157	22-24	+133	W, 27-14
Wisconsin	44-152	38-223	-71	L, 23-17 (ot)

POUND THE ROCK, CONTROL THE CLOCK

Nebraska's ability to dominate the line of scrimmage and control the running game has translated directly to controlling the football.

- Nebraska averages 34:00 of time of possession to rank second in the Big Ten and 10th nationally in that category. Nebraska has won the TOP battle in all eight games and has possessed the ball for at least 35:00 three times in 2016.
- The Huskers' ability to control the football has resulted in Nebraska running 73 more plays than the opposition through eight games.

GAME-DECIDING DRIVES

Nebraska took the lead for good against Illinois with a memorable drive that spanned parts of the third and fourth quarters. Trailing 16-10, the Huskers embarked on an 18-play, 75-yard drive that consumed 10:42. The Huskers scored on a Terrell Newby 3-yard TD run and went on to a 31-16 win.

- The 18-play drive was NU's longest in terms of plays since a 20-play drive at Colorado in 2005.
- The 10:42 consumed on the drive is the most for a Husker scoring drive since at least 1990.
- Against Indiana, Nebraska had a fourth quarter drive that lasted 15 plays and 7:45 and resulted in a field goal that gave NU a 27-22 lead with less than a minute remaining.

FLIPPING THE TURNOVER SCRIPT

Nebraska has had solid success this season in changing its turnover fortunes. The Huskers are +5 in turnover margin after having a -12 turnover margin in 2015. NU has had a positive turnover margin just once in the past 12 seasons (+5 in 2009).

The Huskers +0.63 turnover margin per game ranks fifth in the Big Ten and 24th nationally.

- NU has a nation-leading 15 interceptions this season after posting 10 in 13 games in 2015.
- NU has scored 59 points on its 16 takeaways, while opponents have 18 points off 11 NU turnovers.

2016 OFFENSE GAME-BY-GAME

RUSHING

Game	Att.	Yds.	TD	Long
FS	51	292	5	24
WYO	43	138	2	12
ORE	47	228	2	34
NW	47	310	2	49
ILL	49	203	3	63
IND	45	152	1	18
PUR	37	157	2	25
WIS	44	152	2	19
OSU				
MINN				
MARY				
IOWA				

PASSING

Game	Passes	Yds.	TD	Long	Sacks
FS	6-13-0	114	1	57	0-0
WYO	21-35-1	412	4	63	2-19
ORE	17-35-0	200	3	22	1-4
NW	18-29-0	246	1	59	0-0
ILL	16-23-1	220	1	37	0-0
IND	10-26-2	208	1	72	1-13
PUR	17-31-1	252	1	40	1-14
WIS	12-31-2	153	0	36	1-8
OSU					
MINN					
MARY					
IOWA					

2016 DEFENSE GAME-BY-GAME

RUSHING DEFENSE

Game	Att.	Yds.	TD	Long
FS	26	31	0	19
WYO	31	131	1	42
ORE	47	336	5	50
NW	32	137	1	42
ILL	21	124	1	31
IND	30	88	1	33
PUR	22	24	0	9
WIS	38	223	2	41
OSU				
MINN				
MARY				
IOWA				

PASSING DEFENSE

Game	Passes	Yds.	TD	Long	Sacks
FS	24-43-2	243	1	32	4-21
WYO	16-32-5	189	1	35	1-7
ORE	14-23-0	146	0	25	1-5
NW	25-38-2	251	1	24	4-17
ILL	14-23-0	146	0	26	1-9
IND	24-39-2	245	1	36	3-24
PUR	25-45-2	309	2	88	3-32
WIS	14-23-2	114	1	30	2-10
OSU					
MINN					
MARY					
IOWA					

SACKS/TFL

Game	Sacks	Yds.	TFL	Yards
FS	4	21	7	27
WYO	1	7	5	14
ORE	1	4	4	11
NW	4	17	9	23
ILL	1	9	4	14
IND	3	24	7	28
PUR	3	32	4	34
WIS	2	10	4	12
OSU				
MINN				
MARY				
IOWA				

HUSKERS REMEMBER SAM FOLTZ

Nebraska lost a member of its family this summer, when senior punter Sam Foltz passed away in an automobile accident on July 23.

The latest success story of the Huskers' legendary walk-on program, Foltz embodied Nebraska's commitment to success on the field, in the classroom and in the community. On the field, he was the 2015 Big Ten Punter of the Year and his career average of 42.6 yards per punt ranked fifth all-time at Nebraska. In the classroom, Foltz was a five-time member of the Nebraska Scholar-Athlete Honor Roll, and he earned his degree in agronomy last May. Foltz was also active in the community, earning spots on both the Brook Berringer and Tom Osborne Citizenship teams in 2016, when he was also awarded a Nebraska Student-Athlete HERO Leadership Award for his leadership and dedicated community service.

INITIATIVES TO HONOR SAM FOLTZ

- Nebraska football players will wear a special "SF27" decal (pictured) on their helmets to honor Foltz's memory. The logo will also be featured on players' game-day hats, sweatshirts and compression shirts, as well as on the coaches' sideline polo shirts.
- Nebraska's annual student-athlete HERO Leadership Award will be renamed the Sam Foltz Hero 27 Leadership Award. The award will be presented annually to 27 student-athletes across all sports who exhibit strong leadership qualities, commitment to service and ability to encourage/empower peers.
- The Sam Foltz Memorial Scholarship has been created and was presented to Drew Brown before the first game. The Foltz Scholarship will be presented annually to a member of the football team who embodied Foltz's traits of leadership, excellence in the community and in the classroom.
- Nebraska is selecting a Sam Foltz Captain of the Week who will join the season-long captains. The Foltz captain will carry a flag onto the field honoring Foltz's memory.



SAM FOLTZ

January 21, 1994 - July 23, 2016

- Nebraska has won 18 consecutive games when it has a positive turnover margin dating back to a 2011 loss to Northwestern. NU is 6-0 under Mike Riley when it wins the turnover battle.
- Nebraska did not commit a turnover in the opener against Fresno State, while intercepting two Bulldog passes. The zero-turnover effort was NU's first since not having a giveaway in a 48-25 win at Minnesota last season.
- Nebraska has had four games with zero turnovers since 2014. In those games, NU's average margin of victory is 31.3 points.
- The Huskers had six takeaways, including five interceptions, against Wyoming. Those are the best totals in those categories since posting the same numbers against Idaho in 2010.
- The Huskers' plus-5 in turnover margin against Wyoming was their best since a +8 turnover margin against Texas A&M in 2003.
- Nebraska's performance in the first two games marked the first time the Huskers were +2 or better in turnover margin in consecutive games since the final two games of the 2003 season.

ARMSTRONG RE-WRITING NEBRASKA RECORD BOOKS

Quarterback **Tommy Armstrong Jr.** has made 41 starts since taking over as NU's starter in 2013. He has started 33 of 34 games since the start of the 2014 season. Armstrong's 29 career victories are tied for third in school history.

Armstrong ranks among the Big Ten offensive leaders for the second straight year. He has also begun to re-write the Nebraska record book, setting two major passing records already in 2016, with several other career records in his sights.

- Armstrong is averaging 272.9 yards per game in 2016 to rank third in the Big Ten. He averaged 285.8 yards per game in 2015 to rank second in the Big Ten.
- Armstrong became the 11th player in Big Ten history to eclipse 10,000 yards of total offense last week at Wisconsin.
- Armstrong enters this week's game with 10,181 yards of total offense and needs 54 yards to set the Nebraska career record. Taylor Martinez holds the record with 10,233 yards from 2010 to 2013.
- Armstrong is the first player in NU history with two 3,000-yard total offense seasons, after posting 3,430 yards in 2015 and 3,400 yards in 2014. Those totals rank third and fourth, respectively, on the season total offense list.
- Armstrong has 11 touchdown passes this season, including three each against Wyoming and Oregon. He has a school-record 64 career touchdown passes, surpassing the previous high of 56 by Taylor Martinez. Armstrong has thrown for at least three touchdowns nine times in his Nebraska career. His 64 career passing touchdowns rank 10th among active FBS players.
- Armstrong threw for 22 touchdowns in both 2014 and 2015, which tied for fourth on the NU season chart.
- Armstrong has thrown for 1,764 yards in 2016, increasing his career total to 8,455 passing yards, a Nebraska career record. Armstrong's

passing yardage ranks ninth among active FBS players.

- Armstrong is the 20th quarterback in Big Ten history to surpass 8,000 career passing yards.
- Armstrong threw for 377 yards against Wyoming, four yards shy of his career high of 381 yards vs. USC in 2014. The Wyoming game was his sixth career 300-yard passing game (319 vs. BYU, 309 at Miami, 368 vs. Southern Miss, 320 vs. Michigan State in 2015; 381 vs. USC, 2014). Armstrong has topped 250 passing yards 14 times in his career, the most in school history.
- Armstrong threw for 3,030 yards in 2015. The passing total marked the third 3,000-yard passing season in school history. He threw for 2,695 yards as a sophomore. Armstrong is one of just three players in Nebraska history with two 2,000-yard passing seasons, joining Martinez and Zac Taylor.
- With another 3,000-yard passing season in 2016, Armstrong would become the first Husker to post two 3,000-yard passing seasons.
- Armstrong had a career-high 431 yards of total offense against Southern Miss in 2015, and he has 13 career games of at least 300 yards of total offense, tops in school history. He had 303 yards of total offense against Purdue.
- Armstrong ranked 22nd in the nation in passes of 20-plus yards (51) in 2015. He has 19 passes of more than 25 yards in 2016.
- Armstrong rushed for a career-high 132 yards on 13 carries at Northwestern, marking his second career 100-yard rushing game. Armstrong had 95 yards the previous week vs. Oregon. He has 419 yards and seven rushing touchdowns in 2016, while averaging 4.5 yards per carry.
- Armstrong is one of 10 Nebraska quarterbacks to surpass 1,000 career rushing yards. He has 1,726 rushing yards, sixth-most among NU quarterbacks. He has 22 career rushing touchdowns, and is the 10th NU quarterback to reach 20 rushing scores.
- Armstrong earned Big Ten Offensive Player-of-the-Week honors for his effort at Northwestern. He earned the same honor twice in 2015, first against Southern Miss, and then for his play in the win over No. 6 Michigan State.
- Armstrong is the only active FBS quarterback with 8,000 career passing yards and 1,500 career rushing yards.

ARMSTRONG NATIONAL RANKINGS AMONG ALL ACTIVE FBS PLAYERS

Category	Total	Big Ten	National
Total Touchdowns	87	2nd	7th
Passing Touchdowns	64	1st	10th
Total Offense	10,181	1st	7th
Passing Yards	8,455	1st	10th

CAREER WINS BY A QUARTERBACK

Rk.	Player, Years	Wins
1.	Eric Crouch, 1998-2001	35
2.	Tommie Frazier, 1992-95	33
3.	Turner Gill, 1981-83	29
	Steve Taylor, 1985-88	29
	Taylor Martinez, 2010-13	29
	Tommy Armstrong Jr., 2013-pres.	29

• **Note:** A full look at Armstrong's standings on NU's career charts can be found on pages 20-21 of this release.

WESTERKAMP CHASING NEBRASKA RECEIVING RECORDS

Senior receiver **Jordan Westerkamp** leads a Nebraska receiving corps that ranks as one of the nation's best. Westerkamp is one of the top pass catchers in Nebraska history. He is one of four captains for the 2016 season, marking the second straight year he has served as a captain.

Westerkamp returned to action at Wisconsin after missing the previous two games with a back injury. The two missed games were the first of Westerkamp's career, after he had previously played in all 44 games since the start of 2013.

A Chicago area product, Westerkamp put together one of the most prolific receiving seasons in school history in 2015. He had 65 catches for 918 yards and seven touchdowns. He earned second-team All-Big Ten honors for his effort in 2015.

Against Wyoming, Westerkamp had four receptions for 105 yards and two touchdowns, then added a pair of touchdown catches in the win over Oregon. He had three catches for a team-high 62 yards in his return at Wisconsin.

- Westerkamp continues to move up the NU career charts. He is fourth on the NU career receiving yardage list with 2,176 yards, leaving him 451 yards from the No. 1 spot.
- He has 145 career receptions, to rank third on Nebraska's all-time list. He passed Johnny Rodgers on NU's all-time list with his three catches at Wisconsin.
- Westerkamp's two-touchdown efforts against Wyoming and Oregon are the first multiple-TD games of his Husker career.
- Westerkamp's two multiple-TD reception games is just one off the NU season record. Quincy Enunwa (2013) and Bobby Thomas (1976) each had three games with a pair of receiving touchdowns for the Huskers.
- Westerkamp has 17 career touchdown catches to rank fourth in school history. His seven touchdown receptions in 2015 were tied for 10th on the season charts.
- Westerkamp surpassed 2,000 career receiving yards, joining Kenny Bell, Johnny Rodgers and Nate Swift in NU's 2,000-yard receiving club.
- Westerkamp's 100-yard receiving game vs. Wyoming was the eighth of his career, tying for the second most in school history.
- Westerkamp (105) and Alonzo Moore (109) each topped 100 receiving yards against Wyoming. That marked only the third time in NU history a pair of wideouts topped 100 receiving yards.
- Westerkamp has been a part of all three occasions. He and Kenny Bell combined for the feat against FAU in 2014, and Westerkamp and Reilly each topped the century mark against Southern Miss in 2015.
- Westerkamp's 65 catches in 2015 were second on the NU single-season charts, and were the most receptions ever by a Husker receiver.
- His 918 receiving yards in 2015 were the third-most in school history.

- Westerkamp had a career-high 11 receptions for 118 yards against Southern Miss in 2015. The 11 catches were tied for third on the NU single-game receptions list.
- Westerkamp had four 100-yard receiving games in 2015, tying a Nebraska season record, accomplished five times previously.
- Westerkamp has caught a pass in 32 straight games, tied for the second-longest streak in school history. It is just the eighth time in school history a player has had a streak of at least 20 consecutive games with a catch.

CONSECUTIVE GAMES WITH A RECEPTION

Rk.	Player, Years of Streak	Games
1.	Johnny Rodgers, 1970-72	37
2.	Terrence Nunn, 2004-07	32
	Jordan Westerkamp, 2013-pres.	32

- **Note:** A full look at Westerkamp's standings on NU's career charts can be found on page 20 of this release.

REILLY BIG-PLAY LEADER IN HUSKER RECEIVING CORPS

Senior **Brandon Reilly** is another important component of the receiving corps. He established himself as one of the nation's top big-play receiving threats in 2015, and has shown the same ability this fall.

Reilly had 40 receptions for 754 yards and four touchdowns in 2015, including a game-winning score in the final minute against Michigan State.

- Reilly has 12 catches for 249 yards in 2016, an average of 20.8 yards per catch which is eighth nationally. His first catch of the year was a 38-yarder against Wyoming. He missed both the Fresno State and Oregon games. He snagged a 35-yard catch at Northwestern, and had a spectacular 45-yarder at Indiana.
- Reilly has 1,112 career receiving yards, and is the 24th Husker with 1,000 career receiving yards.
- Reilly had eight receptions of at least 30 yards in 2015, the fourth-most in the Big Ten. He has four catches of at least 25 yards this season.
- Reilly's average of 18.9 yards per reception ranked first among Big Ten receivers who averaged at least 2.0 catches per game. The 18.9 yard-per-catch average was also the third-best average in NU history for players with at least 40 receptions.

THE LOUISIANA CONNECTION

Not to be forgotten among the Huskers' crew of pass catchers is a trio of Louisiana natives—senior receiver **Alonzo Moore**, sophomore receiver **Stanley Morgan Jr.** and senior tight end **Cethan Carter**.

Moore was the Huskers' top target through four games, with 12 receptions for 310 yards and two touchdowns, before battling a shoulder injury for two games.

Moore posted career receiving highs in each of the first two games with 92 yards against Fresno State and 109 yards in the win over Wyoming.

- Moore posted the three longest catches of his career in September—a 57-yard TD against Fresno State, a 63-yard TD grab against Wyoming, and a 59-yard catch to set up a touchdown at Northwestern. He also scored on a 24-yard run against Purdue.

NEBRASKA UNDER RILEY

Overall	13-8
vs. AP Ranked Teams	2-2
vs. AP Top 10 Teams	1-1
vs. Unranked Teams	11-6
vs. Big Ten Teams	7-6
Home	8-4
Road	4-4
Neutral	1-0
In August	0-0
In September	6-2
In October	4-5
In November	2-1
In December	1-0
In January	0-0
When Rushing for 200 or more yards	8-0
When Rushing for 300 or more yards	2-0
When Passing for 200 or more yards	10-5
When Passing for 300 or more yards	4-3
When NU player rushes for 100 yards	6-0
When NU has two 100-yard rushers	0-0
When NU player has 100 yards receiving	3-2
When Opponent has 100 Yd. Rusher	2-5
When Scoring 35 or More Points	8-1
When Holding Opponent to 10 Pts. or less	2-0
When forcing three or more turnovers	3-0
When Nebraska scores first	10-4
When Nebraska leads at halftime	8-2
When Nebraska trails at halftime	4-6
When Nebraska is tied at halftime	1-0
Games decided by 11 points or more	8-0
Games decided by 10 or less	5-8
Games decided by 7 or less	3-6
Games decided by 3 or less	2-4
Overtime games	0-2

2016 TEAM GAME-BY-GAME TURNOVER MARGIN

Game	Turnovers			Takeaways			+/-
	Fumb.	INT	Total	Fumb.	INT	Total	
FS	0	0	0	0	2	2	+2
WYO	0	1	1	1	5	6	+5
ORE	1	0	1	0	0	0	-1
NW	2	0	2	0	2	2	0
ILL	1	1	2	0	0	0	-2
IND	0	2	2	0	2	2	0
PUR	0	2	2	0	1	1	+1
WIS	0	2	2	0	2	2	0
OSU							
MINN							
MARY							
IOWA							

PENALTIES

Game	NU		Opponent	
	Pen.	Yds.	Pen.	Yds.
FS	7	80	4	29
WYO	7	93	5	42
ORE	7	55	13	126
NW	4	60	4	36
ILL	3	35	7	48
IND	9	53	1	10
PUR	7	67	4	32
WIS	2	10	1	5
OSU				
MINN				
MARY				
IOWA				

NATIONAL RANKINGS

ASSOCIATED PRESS (OCT. 30)

Rk.	Team (1st)	Record	Points
1.	Alabama (60)	8-0	1,524
2.	Michigan (1)	8-0	1,435
3.	Clemson	8-0	1,401
4.	Washington	8-0	1,369
5.	Louisville	7-1	1,262
6.	Ohio State	7-1	1,207
7.	Texas A&M	7-1	1,150
8.	Wisconsin	6-2	1,122
9.	NEBRASKA	7-1	951
10.	Florida	6-1	929
11.	Auburn	6-2	927
12.	Oklahoma	6-2	835
13.	Baylor	6-1	693
14.	West Virginia	6-1	620
15.	LSU	5-2	586
16.	Utah	7-2	506
17.	Western Michigan	8-0	481
18.	North Carolina	6-2	423
19.	Florida State	5-3	409
20.	Penn State	6-2	390
21.	Colorado	6-2	375
22.	Oklahoma State	6-2	355
23.	Virginia Tech	6-2	345
24.	Boise State	7-1	203
25.	Washington State	6-2	139

USA TODAY COACHES (OCT. 30)

Rk.	Team (1st)	Record	Points
1.	Alabama (63)	8-0	1,599
2.	Michigan	8-0	1,492
3.	Clemson (1)	8-0	1,488
4.	Washington	8-0	1,434
5.	Louisville	7-1	1,322
6.	Ohio State	7-1	1,269
7.	Texas A&M	7-1	1,207
8.	Wisconsin	6-2	1,147
9.	Florida	6-1	1,039
10.	NEBRASKA	7-1	963
11.	Oklahoma	6-2	907
12.	Auburn	6-2	896
13.	Baylor	6-1	810
14.	LSU	5-2	652
15.	West Virginia	6-1	642
16.	Utah	7-2	523
17.	North Carolina	6-2	500
18.	Western Michigan	8-0	448
19.	Florida State	5-3	432
20.	Colorado	6-2	394
21.	Virginia Tech	6-2	335
22.	Oklahoma State	6-2	298
23.	Penn State	6-2	296
24.	Boise State	7-1	266
25.	Washington State	6-2	146

HUSKERS IN THE 2016 POLLS

Date	AP	C	CFP	Result
Pre.	RV	RV		def. Fresno St., 43-10
9-5	RV	RV		def. Wyoming, 52-17
9-11	RV	RV		def. Oregon, 35-32
9-18	20	20		def. NW, 24-13
9-25	15	15		def. Illinois, 31-16
10-2	12	12		bye week
10-10	10	9		def. Indiana, 27-22
10-16	8	9		def. Purdue, 27-14
10-23	7	t6		lost, Wisc., 23-17 (ot)
10-30	9	10	TBD	

- Moore is averaging 24.9 yards on his 13 receptions.

Morgan has a team-high 23 catches for 329 yards. He made his biggest impact of the season at Indiana with three catches for a career-high 93 yards, including a 72-yard touchdown. He had a career-high five receptions at Wisconsin.

- Morgan's fourth-quarter touchdown grab at Indiana was Nebraska's longest play of the season, and gave NU a 24-15 lead as the Huskers went on to a 27-22 win.

Carter has given Nebraska a strong pass-catching option at tight end for the past several seasons. He has 10 receptions for 101 yards in 2016, with a touchdown catch at Northwestern. Carter left the Illinois game with an elbow injury and has missed the past three games. His status for this week's game is uncertain.

- Carter has 50 career receptions and is just the eighth Nebraska tight end with 50 career receptions.
- When he returns to action, Carter could challenge for second on the NU career tight end receptions list. Tyler Reed is second with 67 career receptions, trailing only Mike McNeill's NU tight end record of 82 career receptions.

Carter caught 24 passes for 329 yards during his junior season and earned honorable-mention All-Big Ten honors. He is on the watch list for the 2016 John Mackey Award.

TOP HUSKER RECEIVERS

Player	Career Catches	Receiving TDs
Jordan Westerkamp, WR	145	17
Brandon Reilly, WR	61	4
Alonzo Moore, WR	53	8
Cethan Carter, TE	50	3
Stanley Morgan Jr., WR	48	4
De'Mornay Pierson-El, WR	45	6

NEBRASKA CAREER TIGHT END RECEPTIONS

Rk.	Player	Receptions
1.	Mike McNeill, 2007-10	82
2.	Kyler Reed, 2009-12	67
3.	Matt Herian, 2002-06	65
4.	Jerry List, 1970-72	61
5.	Tracey Wistrom, 1998-01	58
6.	Junior Miller, 1977-79	55
7.	Jim McFarland, 1968-69	53
8.	Cethan Carter, 2013-pres.	50

NEWBY PACING RUSHING ATTACK

Senior **Terrell Newby** has been a workhorse back for the Huskers during Big Ten play. Newby and sophomore Devine Ozigbo split carries fairly evenly through the first five games, but an ankle injury limited Ozigbo to a handful of snaps against Indiana and Purdue, before he returned to more of a regular role at Wisconsin.

Newby has been strong the past four weeks, topping the century mark against both Illinois and Indiana, while churning out 82 yards against Purdue and 77 hard-fought yards at Wisconsin. Newby has been outstanding as Nebraska controlled the ball in the fourth quarter. Newby rushed for 113 yards on 16 fourth-quarter carries against Illinois, 57 yards on 11 carries in the fourth quarter at Indiana, and 65 yards on 10 carries against Purdue.

Newby leads the Huskers with 588 rushing yards and has four rushing touchdowns. Ozigbo has 353 yards and five scores.

- Newby is closing in on 2,000 career rushing yards. He has 1,948 career rushing yards, and is 52 yards from becoming the 29th 2,000-yard rusher in school history.

- In addition to Newby's two 100-yard games (140 vs. Illinois, 102 at Indiana), Ozigbo cracked the century mark with 103 yards vs. Fresno State.

- When including quarterback Tommy Armstrong Jr., Nebraska has had a player rush for at least 95 yards in five games this season.

BLACKSHIRTS LOOK TO REMAIN TOUGH AGAINST THE RUN

The Nebraska Blackshirt defense entered 2016 with a goal of making big improvements in pass defense and pressuring the quarterback. The Huskers also look to duplicate their 2015 success in stopping the opponent run game.

NU has been strong against the run in 2016, holding six foes to less than 140 rushing yards, including 31 yards by Fresno State and 24 yards by Purdue. Opponents are gaining 136.8 yards rushing per game to rank fifth in the Big Ten. In 2015, the Huskers allowed opponents to rush for 109.9 yards per game, second in the Big Ten and ninth nationally.

- Since the start of the 2015 season, Nebraska has limited eight opponents to less than 90 rushing yards, including Indiana and Purdue in Big Ten play. NU is 8-0 in those games.

OPPOSING PASSERS FINDING TOUGH GOING IN 2016

Nebraska struggled against the pass in 2015, and entered the season looking to limit big plays through the air. Nebraska is vastly improved defending the pass in 2016 and has made a habit of taking the ball away.

- Nebraska has intercepted 15 passes to lead the nation. The Huskers also rank 14th nationally in pass efficiency defense with a 107.94 rating.
- Nebraska is allowing 205.4 passing yards per game. Last season, the Huskers allowed 290.5 passing yards per game.
- The Huskers have limited four opponents to less than 200 yards passing, including 114 yards by Wisconsin. Last season, the first seven Husker opponents all topped 250 passing yards.
- The Huskers have allowed just seven passing touchdowns in eight games. Oregon did not have a touchdown pass against the Huskers, ending an NCAA record streak of 82 straight games for the Ducks with a passing TD.
- The vast improvement in pass defense has keyed a big jump in total defense for the 2016 Blackshirts. Nebraska is allowing 342.1 yards per game to rank 20th in the nation.

POINTS AT A PREMIUM VERSUS BLACKSHIRTS

Opponents have had a difficult time putting points on the board in 2016. NU is allowing 18.4 points per game to rank fourth in the Big Ten and 15th nationally in scoring defense.

- Nebraska has limited five foes to 17 or fewer points. Last season, Nebraska held just three opponents all season to less than 17 points.

- The Huskers have held each of their five Big Ten opponents to 23 or fewer points. The last time NU held five straight league foes to 23 points or fewer was in 2009 and 2010 when NU held nine straight Big 12 foes to 20 points or less.
- The Blackshirts are strong in the Red Zone. Opponents have made 16 trips inside the Huskers' 20-yard line, however just eight of those trips have resulted in touchdowns.

GERRY AGAIN SERVING AS LEADER OF HUSKER SECONDARY

Senior safety **Nathan Gerry** has been a fixture for the defense the past four seasons, and is having an All-America caliber season in 2016. Gerry saw action as a true freshman, then started every game in 2014 and 2015. Gerry is in his second season as a captain in 2016.

In 2015, Gerry was a third-team All-Big Ten choice by the league media, marking the second straight year he earned all-conference accolades. As a sophomore, Gerry garnered second-team all-conference honors.

Gerry opened his season against Wyoming with two interceptions and a team-high seven tackles. His play earned him Big Ten Defensive Player-of-the-Week honors. He added his second two-interception game of the season at Wisconsin with a pair of fourth-quarter picks.

Gerry also regularly paces the Huskers in tackles. He had a team-high nine tackles against Oregon, and a team-high eight stops, with two tackles for loss and two breakups at Northwestern. At Indiana he made eight tackles, including two for loss and he had seven solo stops at Wisconsin. Gerry is second on the team with 50 tackles. He led NU in tackles in 2015 and was second in 2014.

- Gerry's two interceptions at Wisconsin give him four interceptions this season and he is tied for seventh nationally in interceptions per game.
- Gerry has 13 career interceptions total, one shy of the Nebraska career record, and tied for third among active FBS players. Dana Stephenson holds the Nebraska record with 14 interceptions and Gerry is tied with Josh Bullocks at 13 picks.
- Gerry led Nebraska in interceptions the past two seasons with five in 2014 and four in 2015.
- Gerry ranked in the top 10 in the Big Ten in interceptions each of the past two seasons. As a sophomore in 2014, he led the league in interceptions in conference games.
- Gerry has 249 career tackles to rank 11th in school history and second all-time among NU defensive backs. He is five tackles from the top 10 on the NU career list.
- Gerry's seven tackles for loss are second on the team and four TFL from the Nebraska season defensive back record, held by Cianté Evans.
- Gerry has 19 career tackles for loss which represents a school record for defensive backs.

MOST TACKLES AMONG DEFENSIVE BACKS IN NEBRASKA HISTORY

Rk.	Player, Pos.	Years	Tackles
1.	Mike Brown, Safety	1996-99	287
2.	Nathan Gerry, Safety	2013-pres.	249

SECONDARY 'LOCKING DOWN' OPPOSING PASSERS

The Nebraska secondary is arguably the Huskers' most improved position group in 2016. Nebraska ranks 14th in the nation in team pass efficiency defense and is first nationally in interceptions.

The success of the secondary has been a true team effort with Nebraska's five Blackshirt defensive backs all having at least one interception.

- Junior safety **Kieron Williams** is third on the team with 49 tackles, including 32 solo stops. He had 11 tackles at Indiana. Williams is tied for the team lead with four interceptions, including two against Purdue. He ranks 11th nationally in interceptions per game.
- Junior cornerback **Chris Jones** has three interceptions, including a 33-yard return for a touchdown at Indiana. Jones also leads the team with seven pass breakups and has 23 tackles. Jones has five career interceptions, all in the past 11 games.
- Junior cornerback **Joshua Kalu** has 39 tackles, including 29 solo stops. He is tied for third on the team with four breakups and had a game-clinching interception in the fourth quarter at Northwestern.
- Sophomore **Aaron Williams** serves as the Huskers' nickel back and has three interceptions, including the clincher at Indiana. He also has 29 tackles, three tackles for loss and four PBU.

NEBRASKA WINNING ON 'MONEY DOWN' AGAIN IN 2016

Coaches regularly preach the importance of winning on third down. Nebraska was effective on the 'money down' on both offense and defense in 2015, and has carried that success into 2016.

- In 2016, Nebraska is 56-of-114 on third downs (49 percent), to rank 12th in the nation. The Blackshirts have limited opponents to 35-of-106 (32 percent), good for 24th in the nation.
- Nebraska is one of seven teams in the nation to rank in the top 25 in both third-down offense and defense, including Ohio State.
- Nebraska ranked third in the Big Ten in third-down conversions at 44.8 percent in 2015. Defensively, the Huskers were fifth in opponent third-down conversions at 34.0 percent.
- The Huskers ranked 24th nationally in both categories. Nebraska joined Clemson, Michigan and Tennessee as the only schools in the nation to rank in the top 25 in both third-down offense and defense.

KICKER BROWN CONTINUES FAMILY TRADITION




Place-kicker **Drew Brown** is a leading contender for conference and national honors, including the Lou Groza Award. Brown established himself as one of the nation's top kickers as a sophomore and earned second-team All-Big Ten honors last fall. He is putting together a strong 2016 campaign.

Brown is 8-of-10 on field goals in 2016, including 5-of-6 in the past three games. His streak of 13 straight made field goals ended against Illinois when he was just short on a career-long 56-



MOST ALL-TIME VICTORIES

	MICHIGAN WOLVERINES	933
	NOTRE DAME FIGHTING IRISH	895
	TEXAS LONGHORNS	890
	NEBRASKA CORNHUSKERS	887




MOST WINS LAST 60 YEARS

	NEBRASKA CORNHUSKERS	540
	OKLAHOMA SOONERS	531
	OHIO STATE BUCKEYES	521

MOST WINS LAST 50 YEARS

	NEBRASKA CORNHUSKERS	483
	OKLAHOMA SOONERS	461
	OHIO STATE BUCKEYES	457

MOST WINS LAST 40 YEARS

	NEBRASKA CORNHUSKERS	392
	FLORIDA STATE SEMINOLES	377
	OHIO STATE BUCKEYES	374

MOST WINS LAST 30 YEARS

	FLORIDA STATE SEMINOLES	293
	NEBRASKA CORNHUSKERS	292
	OHIO STATE BUCKEYES	284
	FLORIDA GATORS	280

HOME OF THE HUSKERS

Memorial Stadium's history dates back more than 90 years. In the fall of 1922, a drive for \$430,000 in stadium construction funds was undertaken by faculty, students, alumni and friends of the University.

The stadium was named Memorial Stadium to honor all Nebraskans who served in the Civil and Spanish-American Wars; the 751 Nebraskans who died in World War I; the 3,839 in World War II; the 225 in Korea; the 422 in Vietnam; and those in Iraq.

Construction was completed in a few more than 90 working days and Memorial Stadium was dedicated on Oct. 20, 1923, at the Homecoming game in which Nebraska was held to a scoreless tie by Kansas.

The field at Memorial Stadium was named Tom Osborne Field - after the Huskers' legendary Hall-of-Fame coach - in 1998, one year after Osborne's retirement following 25 years and 255 victories as Nebraska's head coach.

TOP 10 HOME CROWDS

Rk.	Date	Opponent	Atten.
1.	Sept. 20, 2014	Miami	91,585
2.	Sept. 14, 2013	UCLA	91,471
3.	Aug. 30, 2014	Fla. Atlantic	91,441
4.	Nov. 29, 2013	Iowa	91,260
5.	Sept. 27, 2014	Illinois	91,225
6.	Nov. 22, 2014	Minnesota	91,186
7.	Aug. 31, 2013	Wyoming	91,185
8.	Nov. 2, 2013	Northwestern	91,140
9.	Nov. 1, 2014	Purdue	91,107
10.	Oct. 25, 2014	Rutgers	91,088

TOP 5 SEASON ATTENDANCE

Rk.	Year	Games	Total	Avg.
1.	2014	7	638,744	91,249
2.	2013	8	727,466	90,933
3.	2015	7	629,986	89,998
4.	2009	7	601,216	85,888
5.	2010	7	599,648	85,648

LONGEST HOME WIN STREAKS

Rk.	Began	Ended	Wins
1.	Oct. 19, 1991	Oct. 31, 1998	47
2.	Sept. 28, 1901	Oct. 20, 1906	33
3.	Nov. 27, 1998	Nov. 2, 2002	26
4.	Sept. 27, 1969	Nov. 23, 1972	23
5.	Oct. 3, 1981	Nov. 17, 1984	21

Note: All streaks at Memorial Stadium, except for the 33-game home winning streak from 1901 to 1906, which occurred prior to Memorial Stadium opening in 1923.



MOST NATIONAL TITLES SINCE 1970

	ALABAMA CRIMSON TIDE	7
	NEBRASKA CORNHUSKERS	5
	MIAMI HURRICANES	5

yard attempt. The 13 straight field goals was the third-longest streak in NU history.

Brown made 21-of-27 field goals in 2015, including his last 11 field goals. Nine of those 11 field goals were from at least 40 yards.

- Brown has 43 field goals in his three-year career, tied for the third most in school history.
- Brown connected on a career-long 51-yard field goal against Purdue, and has made 17 field goals of at least 40 yards in his career. He was 13-of-17 from beyond 40 yards in 2015, including 12-of-14 from 40-49 yards.
- Brown's 13 field goals of at least 40 yards tied for the most nationally among all kickers.
- Brown's 21 field goals in 2015 were second on the Nebraska season list.
- Brown was second in the Big Ten at 1.62 field goals per game. He was third in the Big Ten in scoring at 8.2 points per game.
- Brown scored 107 points as a sophomore after posting a freshman-record 101 points in 2014. He is the first player in NU history with 100-point seasons as both a freshman and sophomore.
- Brown has increased his career scoring total to 263 points to rank ninth in NU history.
- Brown made five field goals against Southern Miss in 2015, all in the first half. The five field goals in a half tied an NCAA record. The five field goals were the most ever by a Husker in Lincoln, and tied a Memorial Stadium record held by two opposing kickers.
- The five field goals marked the third time in NU history a kicker had five or more field goals. Dale Klein had an NCAA record seven field goals at Missouri in 1985, and Alex Henery had five field goals at Virginia Tech in 2009.

MOST CAREER FIELD GOALS IN HUSKER HISTORY



Rk.	Player, Year	FG
1.	Alex Henery, 2007-10	68
2.	Kris Brown, 1995-98	57
3.	Drew Brown, 2014-pres.	43
	Josh Brown, 1999-2002	43

PIERSON-EL ENERGIZES HUSKER RETURN GAME

Junior **De'Mornay Pierson-El** has returned to his big-play ways in the punt return game in 2016. Pierson-El had a 45-yard return in the second quarter against Oregon to set up a touchdown just before halftime.

The play flipped momentum in the game, cutting the Ducks' halftime lead to 20-14, and set the stage for the Nebraska victory. Pierson-El added a 27-yard return against Illinois and averages 9.7 yards per return in 2016 to rank second in the Big Ten.

MOST 9-WIN SEASONS SINCE 1960

	NEBRASKA CORNHUSKERS	47
	ALABAMA CRIMSON TIDE	34
	MICHIGAN WOLVERINES	32
	PENN STATE NITTANY LIONS	30

- The 45 and 27-yard returns in 2016 give Pierson-El 11 career returns of at least 25 yards. Pierson-El had eight returns of 25-plus as a true freshman in 2014, one in an injury-plagued sophomore season and two this season.
- Pierson-El averaged 17.5 yards per return in 2014, and his 596 return yards topped the nation by nearly 200 yards.

FOUR SENIORS ELECTED AS 2016 TEAM CAPTAINS

Four Nebraska seniors were elected by their teammates as 2016 captains. The four players include two each on offense and defense and come to Nebraska from three states.

2016 NEBRASKA TEAM CAPTAINS

- Josh Banderas, Sr., LB, Lincoln, Neb.
- Nathan Gerry, Sr., S, Sioux Falls, S.D.
- Dylan Utter, Sr., C, Papillion, Neb.
- Jordan Westerkamp, Sr., WR, Lombard, Ill.

CAPTAIN NOTES

- **Jordan Westerkamp** and **Nathan Gerry** are just the ninth and 10th two-time captains in school history.
- Westerkamp's selection marks the fourth straight year a receiver has served as captain.
- **Dylan Utter** and **Josh Banderas** continue a long line of Nebraska natives who have served as Nebraska captains. This marks the 11th straight year a Nebraska native has been named a team captain.
- Utter is the third player in four years to be a captain after arriving in the program as a walk-on, joining offensive lineman Spencer Long (2013) and defensive end Jack Gangwish (2015). It also marks the fourth straight year an offensive lineman has been a captain.
- **Nathan Gerry** serving as a captain marks the fourth straight year a defensive back has been a captain. That group includes Gerry in 2015, Corey Cooper and Josh Mitchell in 2014 and Ciente Evans in 2013.
- In addition to four season-long captains, Nebraska will also have a weekly Sam Foltz Honorary captain.

Fresno State—Sam Hahn & Alonzo Moore
Wyoming—Kieron Williams
Oregon—Dedrick Young
Northwestern—Sam Cotton
Illinois—Kevin Maurice
Indiana—Ross Dzuris
Purdue—Freedom Akinmoladun
Wisconsin—Terrell Newby

NEBRASKA WALK-ON TRADITION CONTINUES

Mike Riley placed three former walk-ons on scholarship before the season. The members of the group are all Nebraska natives and fifth-year seniors in the Husker program.

WALK-ONS AWARDED SCHOLARSHIPS

- Graham Nabity, FB (Elkhorn, Neb.)
- Logan Rath, DT (Giltner, Neb.)
- Brad Simpson, LB (Ralston, Neb.)

Nabity has played in 32 games in his Nebraska career, primarily on special teams. Rath is a reserve defensive tackle as a senior, and has played in six games with the Huskers. Simpson is among Nebraska's top special teams performers. He has played in 35 games and has 13 special teams tackles with the Huskers.

Nebraska has a long tradition of relying on its walk-on program to help build the foundation of the program. Six walk-ons have gone on to earn first-team All-America honors for Nebraska, while 13 walk-ons have earned first-team academic All-America recognition.

FOUR TRUE FRESHMEN SEEING ACTION FOR 2016 HUSKERS

Nebraska has four true freshmen who have seen action in 2016. Punter **Caleb Lightbourn** is Nebraska's starting punter, and the other true freshmen to hit the field include I-back/kickoff returner **Tre Bryant**, cornerback **Lamar Jackson** and safety **JoJo Domann**.

TRUE FRESHMEN PLAYING IN 2016

- Caleb Lightbourn, P, 33 punts, 40.0 average
- Tre Bryant, RB/KOR, 18 carries, 75 yards, TD; 12 KOR returns, 24.8 yard average
- Lamar Jackson, CB, 7 tackles, sack, 2 TFL
- JoJo Domann, S, 5 tackles

RILEY JOINS 100-WIN CLUB IN SEASON-OPENING VICTORY

Nebraska Head Coach **Mike Riley** earned his 100th win as a collegiate head coach in the 43-10 win over Fresno State in the season opener. Riley won 93 games in 14 seasons at Oregon State and has 13 victories at Nebraska.

- Riley is one of 23 active FBS head coaches with 100 career college victories.
- All 106 of Riley's victories have come while coaching in a Power Five Conference. Riley is one of nine active coaches to win 100 games at a Power Five Conference school.

ACTIVE COACHES WITH 100 WINS AT POWER FIVE CONFERENCE SCHOOLS

Coch., Current School	Career Wins
Bill Snyder, Kansas State	198
Nick Saban, Alabama	190
Bob Stoops, Oklahoma	185
Mark Richt, Miami	149
Kirk Ferentz, Iowa	132
Urban Meyer, Ohio State	122
Tommy Tuberville, Cincinnati	113
Mike Leach, Washington State	111
Mike Riley, Nebraska	106

Note: Win totals reflect only wins at Power Five schools.

NU STAFF BRINGS VETERAN PRESENCE TO SIDELINE

Nebraska Head Coach Mike Riley is in his second season in Lincoln, and his 25th season overall as a head coach. Riley is in his 16th season as a college head coach, including 14 years at Oregon State. He also has nine years as a professional head coach, including three years in the NFL.

- Riley is in his 42nd overall season in either the college or professional coaching ranks, the second-most of any FBS head coach. He trails only Alabama's Nick Saban, who is in his 44th season in coaching in 2016.
- With his 25 years of head coaching experience, Riley ranks second among current FBS head coaches in total years of head coaching experience. Notre Dame's Brian Kelly is in his 27th season in 2016.
- Riley is one of only four FBS head coaches with at least three years of NFL head coaching experience. Three of those four coaches are in the Big Ten, including Riley, Illinois' Lovie Smith and Jim Harbaugh of Michigan.

NU RANKS AMONG NATION'S ATTENDANCE LEADERS

Nebraska is averaging 90,248 fans for five home games in 2016. NU averaged 89,998 fans for its seven home games at Memorial Stadium in 2015, to rank 11th in the nation and fourth among Big Ten schools. The 2015 season marked the third straight year NU ranked 11th or higher in average attendance.

In 2014, Nebraska was 10th in average home attendance with 91,249 fans per game. The average attendance for seven home games was the largest ever at Memorial Stadium, bettering the 2013 mark of 90,933 per game.

NU has ranked in the top 20 nationally in attendance each of the 17 years with available attendance figures.

NCAA RECORD SELLOUT STREAK PASSES 350 GAMES

One of the most remarkable streaks in college sports continues in 2016. Nebraska has sold out every game at Memorial Stadium since Nov. 3, 1962, a streak of 352 consecutive sellouts, 98 more than second-place Notre Dame.

- NU is 301-51 (.855) record during the streak.
- Overall attendance during the sellout streak totals 26,801,399.

LONGEST SELLOUT STREAKS IN NCAA HISTORY

Rk.	School	Total
1.	Nebraska	352
2.	Notre Dame	254

HUSKERS OWN BIG ADVANTAGE AT MEMORIAL STADIUM

Nebraska has rewarded the loyalty of its fans with great success at Memorial Stadium.

- Nebraska has won at least six home games in 23 of the past 29 seasons. NU is 167-28 (.856) at home in the last 28 seasons (since 1989).
- Nebraska's most recent perfect home season occurred in 2012. NU is 5-0 at home in 2016.
- The Huskers are 15-7 in Big Ten home games since joining the league in 2011.

HUSKER HIGHLIGHTS

1

Nebraska football is the only team in any sport in NCAA history to boast 100 athletic All-Americans and 100 academic All-Americans.

2

Nebraska is the only program to have at least two players selected in every NFL Draft of the Common Draft Era (since 1967).

3

Three Huskers have won the Heisman Trophy, all since 1972. Johnny Rodgers won in 1972, Mike Rozier in 1983 and Eric Crouch in 2001.

4

Nebraska ranks fourth in NCAA history with 887 all-time victories. The Huskers are one of only 10 teams with 800 all-time wins.

5

Nebraska has won five national titles: 1970, 1971, 1994, 1995 and 1997. The Huskers have won the second-most national titles of any school in the country since 1970.

9

Nebraska ranks ninth nationally with a total of 23 former players and coaches (17 players, six coaches) who have been enshrined in the College Football Hall of Fame.

23

Nebraska leads the nation with a former Husker on a Super Bowl roster for 23 consecutive years.

46

The Huskers have won 46 conference titles in program history, the most of any school in the country. This includes 33 perfect conference seasons and 27 unbeaten seasons.

52

Nebraska ranks third in NCAA history with 52 all-time bowl appearances. The Huskers are one of only five teams to appear in 50 bowl games.

107

Nebraska football has totaled 107 CoSIDA Academic All-Americans, the most of any team in any sport in NCAA history.

325

Across all sports, the University of Nebraska has totaled a nation-leading 325 CoSIDA Academic All-Americans, 73 more than any other school.

352

Memorial Stadium has been sold out for an NCAA-record 352 consecutive games dating back to Nov. 3, 1962.

#PRO BIG RED

A total of 26 former Huskers are on NFL rosters, including five rookies making their NFL debuts in 2016—DT Maliek Collins (Dallas), FB Andy Janovich (Denver), OL Alex Lewis (Baltimore), NT Vincent Valentine (New England) and OL Givens Price (Arizona, practice squad).



Nebraska's NFL contingent is led by a pair of defenders considered among the best at their position—Dolphins DT Ndamukong Suh and Buccaneers LB Lavonte David.

NU's Will Compton and Niles Paul were two of five Redskin players elected as 2016. captains.

Nebraska is the only school in the Common Draft Era (since 1967) to have multiple players taken every year in the NFL Draft. Since 1997, Nebraska ranks second in the Big Ten Conference with 88 NFL draftees.

HUSKERS ON 2016 NFL ROSTERS

- Ameer Abdullah, RB, Detroit Lions (IR)
- Zaire Anderson, LB, Denver Broncos
- Prince Amukamara, CB, Jacksonville Jaguars
- Kenny Bell, WR, Baltimore Ravens (PS)
- Rex Burkhead, RB, Cincinnati Bengals
- Maliek Collins, DT, Dallas Cowboys
- Will Compton, LB, Washington Redskins
- Jared Crick, DE, Denver Broncos
- Lavonte David, LB, Tampa Bay Buccaneers
- Quincy Enunwa, WR, New York Jets
- Randy Gregory, DE, Dallas Cowboys
- Andy Janovich, FB, Denver Broncos
- Stanley Jean-Baptiste, CB, Seattle Seahawks (IR)
- Sam Koch, P, Baltimore Ravens
- Alex Lewis, OL, Baltimore Ravens
- Spencer Long, OG, Washington Redskins
- Niles Paul, TE, Washington Redskins
- Givens Price, OL, Arizona Cardinals (PS)
- Brent Qvale, OT, New York Jets
- Trevor Roach, LB, Cincinnati Bengals
- Mohammed Seisay, CB, Seattle Seahawks (IR)
- Jeremiah Sirles, OL, Minnesota Vikings
- Matt Slauson, OL, San Diego Chargers
- Daimion Stafford, S, Tennessee Titans
- Ndamukong Suh, DT, Miami Dolphins
- Vincent Valentine, NT, New England Patriots

NEBRASKA FUTURE SCHEDULES**2017**

Sept. 2	Arkansas State
Sept. 9	at Oregon
Sept. 16	Northern Illinois
Sept. 23	Rutgers
Sept. 30	at Illinois
Oct. 7	Wisconsin
Oct. 14	Ohio State
Oct. 28	at Purdue
Nov. 4	Northwestern
Nov. 11	at Minnesota
Nov. 18	at Penn State
Nov. 24	Iowa

2018

Sept. 1	Akron
Sept. 8	Colorado
Sept. 15	Troy
Sept. 22	at Michigan
Sept. 29	Purdue
Oct. 6	at Wisconsin
Oct. 13	at Northwestern
Oct. 20	Minnesota
Nov. 3	at Ohio State
Nov. 10	Illinois
Nov. 17	Michigan State
Nov. 23	at Iowa

ALL-TIME BOWL APPEARANCES

	ALABAMA CRIMSON TIDE	62
	TEXAS LONGHORNS	53
	NEBRASKA CORNHUSKERS	52

- In the past three decades, NU has had three home winning streaks of 20 or more games and overall has posted 41 unbeaten and untied home seasons.
- The Huskers are 536-147-20 (.777, 703 games, 127 years) in Lincoln, and 411-124-13 (.762, 548 games, 93 years) in Memorial Stadium (since 1923).

NEBRASKA AMONG NATION'S TOP ALL-TIME PROGRAMS

Nebraska is in its 127th season of college football and owns an 887-369-40 all-time record in 1,296 games (.700). Nebraska is one of 10 programs with 800 all-time victories, ranking fourth with 887 wins.

Since 1970, NU has a 453-128-5 record, for a .777 winning percentage in 586 games.

- Nebraska ranks as the nation's winningest program over the last 40, 50 and 60 years.
- Since Nebraska's first football season in 1890, Husker teams have won 11 or more games 12 times, including seven times since 1993.
- Nebraska has won 12 or more games seven times, including three seasons with 13 wins (1971, 1994, 1997).
- Nebraska has 24 10-win seasons since 1970.
- Nebraska has 49 nine-win seasons in school history, including 41 since 1970 and 47 since Bob Devaney took over the Nebraska program in 1962. No other school in the nation has more than 32 nine-win seasons in that same time.
- NU was the first team in NCAA history to win 100 games in consecutive decades, leading the nation with 103 wins in the 1980s and ranking second with 108 wins in the 1990s.
- Nebraska ranks third in NCAA history with 52 all-time bowl appearances, while the Huskers rank in a tie for seventh with 26 bowl victories.

HUSKERS RANK IN TOP 10 OF ALL-TIME AP RANKING

The Associated Press weekly poll began in 1936 and has been a fixture in college football ever since. This August the AP released an all-time top 100 for the first time, ranking programs over the history 80-year history of the poll.

Nebraska checked in at No. 6 in the all-time rankings and was one of three Big Ten programs in the top seven in the poll. Nebraska has appeared in 65 percent of all polls since 1936 and has been ranked No. 1 in 72 polls.

ASSOCIATED PRESS ALL-TIME TOP 10

Rk.	School	Points
1.	Ohio State	1,112
2.	Oklahoma	1,055
3.	Notre Dame	1,042
4.	Alabama	993
5.	Southern California	974
6.	Nebraska	901
7.	Michigan	894
8.	Texas	822
9.	Florida State	714
10.	Florida	674

- In addition to the lofty rankings in the AP all-time top 10 poll, Nebraska was also recently recognized as a historically elite program by ESPN.com. In a late August article, ESPN.com identified Nebraska as one of one of eight "Blue Blood" programs in college football history.

NEBRASKA AMONG LEADERS IN AP NATIONAL TITLES

Alabama leads the nation by winning 10 Associated Press national titles since 1936, with Notre Dame (8), Oklahoma (7), Miami (5), USC (5), Nebraska (4) and Minnesota (4) next in line. While the Huskers were awarded the national title by the coaches in 1997, NU finished second to Michigan in the AP poll.

In 1970, Nebraska was awarded the AP national title, but not the coaches (Texas was first, Ohio State second and NU third) as the final poll was released before the bowl games were played. In the coaches poll (since 1950), NU is tied for fourth with Miami and Texas with four titles, behind Alabama (9), Oklahoma (6) and USC (5).

CONFERENCE CROWNS

Nebraska has won 46 football conference championships in school history. The Huskers won 13 conference titles under Tom Osborne and eight under Bob Devaney.

During its 15-year history in the Big 12 Conference, Nebraska won league titles in 1997 and 1999, and also appeared in the Big 12 Championship Game in 1996, 2006, 2009 and 2010. Nebraska was one of just three teams to capture two or more Big 12 titles in the first 15 years of the league, joining Oklahoma and Texas. Nebraska's six Big 12 title game appearances were second only to Oklahoma's eight. NU made its first appearance in the Big Ten Championship Game in 2012.

A HOLIDAY TRADITION

Nebraska participated in its 52nd bowl game in the 2015 Foster Farms Bowl.

Nebraska is one of only five programs with 50 or more bowl appearances, and its 52 bowl appearances are third all-time, trailing only Alabama (62) and Texas (53).

- The Huskers have played in the postseason in 45 of the past 47 seasons.
- Nebraska appeared in an NCAA-record 35 straight bowl games from 1969 to 2003.
- NU owns a 26-26 all-time bowl record, and the 26 bowl victories rank seventh nationally.

The Huskers have clinched a bowl berth in 2016 with seven victories.

NEBRASKA FOOTBALL FACTS

HISTORY

Season of Football.....	127th
All-Time Games Played	1,296
All-Time Record	887-369-40 (.700)
National Ranking in All-Time Wins	4th
All-Time Bowl Appearances	52
National Ranking in Bowl Appearances	3rd
All-Time Bowl Record	26-26

CHAMPIONSHIPS

National Championships	5
Back-to-Back National Championships	2
Undefeated Seasons	11
Perfect Seasons	9
Conference Championships	46

RECORD BREAKDOWN

Home Games	536-147-20 (.777)
Memorial Stadium	411-124-13 (.762)
Record in August	14-0-0 (1.000)
Record in September	173-41-6 (.800)
Record in October	360-140-19 (.712)
Record in November	303-154-15 (.658)
Record in December	22-13-0 (.629)
Record in January	14-21-0 (.400)
Record in February	1-0-0 (1.000)
In Overtime.....	8-3
At Night.....	93-38-3
When Scoring 35+ Points.....	364-7
When Allowing 10 Points or Less	250-7-1
vs. Big Ten Teams	110-85-10
• In Big Ten Play (since 2011).....	29-17
• Home	15-7
• Away.....	14-9
• Neutral	0-1
vs. Ranked Teams	104-124-3
• Home	50-38-0
• Away.....	29-62-3
• Neutral	25-24-0
• as No. 1 Team	46-7-1

STREAKS

Consecutive Games Scoring a Point	266
Consecutive Home Games Scoring a Point...	318
Consecutive Home Sellouts	352
Record in Sellout Streak	301-51
• vs. Ranked Teams.....	44-27

INDIVIDUAL

College Football Hall of Fame Players	17
College Football Hall of Fame Coaches.....	6
First-Team All-Americans	110
CoSIDA Academic All-Americans*	107
NCAA Top Ten Award Winners*	9
Heisman Trophy Winners	3
Walter Camp Award Winners	3
Maxwell Trophy Winners.....	1
Outland Trophy Winners*.....	9
Lombardi Trophy Winners.....	5
Butkus Award Winners.....	1
Johnny Unitas Golden Arm Award Winners..	1
Davey O'Brien Award Winners	1
Rimington Award Winners.....	1
Bednarik Award Winners	1
Nagurski Trophy Winners	1
Retired Jerseys	17
Retired Numbers	2
All-Conference Selections	515

*Total leads the nation

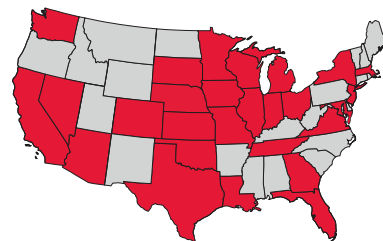
2016 SEASON NOTEBOOK

SCHEDULE NOTES

- The Big Ten Conference moved to a nine-game conference schedule in 2016. Nebraska and the other six members of the Big Ten West Division will play four home games and five road games.
- The Huskers' game at Indiana was Nebraska's first conference matchup with the Hoosiers. Nebraska's meeting with Maryland on Nov. 19 will mark the first-ever matchup between the teams.
- The Huskers' non-conference schedule was highlighted by the start of a home-and-home series with Oregon. Nebraska will make a return trip to Eugene in the 2017 season. The two meetings are the first between the schools since Oregon played in Lincoln in both 1985 and 1986.
- Nebraska will play seven games against teams that played in a bowl game last season, including New Year's Six participants Iowa (Rose) and Ohio State (Fiesta). The Big Ten Championship Game is scheduled for Saturday, Dec. 3, at Lucas Oil Stadium in Indianapolis.

COACHING STAFF NOTES

- The Nebraska coaching staff has one new full-time face for the 2016 season, but it is a familiar one to Husker fans. Mike Riley hired John Parrella as the Huskers' defensive line coach in February. A former Nebraska and NFL standout, Parrella returned to his alma mater after two seasons on the defensive staff at Northern Michigan.
- Parrella was an All-Big Eight defensive tackle for Nebraska and played 12 seasons in the NFL, including appearances in three Super Bowls.
- Defensive coordinator Mark Banker did not coach a position in his first year at Nebraska in 2015. This fall, Banker is coaching the Huskers' safeties, allowing Brian Stewart to focus solely on the cornerbacks.
- The Husker full-time coaching staff has numerous ties to the National Football League, led by Coach Riley. The Huskers have also added new faces in support roles with links to the NFL. Former St. Louis Rams General Manager Billy Devaney is the Huskers' Executive Director of Player Personnel and Special Assistant to the Head Coach. Roman Sapolu is in his second season as a graduate assistant with the program and is the son of Jesse Sapolu a member of four World Championship teams with the San Francisco 49ers. Chase Haslett is an offensive assistant in 2016 and is the son of long-time NFL coach Jim Haslett. James Rodgers, who played under Mike Riley at Oregon State, spent time in the NFL with the Atlanta Falcons. Rodgers has joined the program as a personnel assistant.



ROSTER NOTES

- Nebraska has a long history of attracting players from all parts of the United States, and the 2016 roster is no different. Nebraska has players from 27 states and Canada on its 137-player roster.
- The Huskers have 57 homegrown Nebraska players on the 2016 roster.
- The roster includes seven additional states with at least five players. Nebraska has 10 players from California, eight each from Florida, Louisiana, Missouri and Texas, and five each from Colorado and Illinois.
- Nebraska's 2016 signing class featured 21 players from 14 states, including multiple signees from California (4), Nebraska, Colorado and Missouri (2).

ACADEMIC NOTES

- Four Huskers are playing this season as graduate students. **Charles Jackson** (May, 2016), **Alonzo Moore** (August, 2016), **Michael Rose-Ivey** (August, 2016), and **Corey Whitaker** (August, 2016) have all earned their degrees. In addition, punter **Sam Foltz** (May, 2016) had earned his college degree before his passing in July.
- Nineteen additional members of the senior class are expected to pick up their undergraduate degrees in December.
- Nebraska posted a football Graduation Success Rate of 85 percent in 2015 to rank second in the Big Ten. Nebraska's GSR is the ninth-best among all FBS schools and third among public schools in the FBS ranks.
- Husker football players have combined for 107 CoSIDA Academic All-America awards. Nebraska football has produced more academic All-Americans than any other sport in NCAA history, while Nebraska leads the nation with 325 academic All-Americans across all sports.

THE MIKE RILEY FILE**HEAD COACHING RECORD**

- Overall: 171-163 (25th season)
- College: 106-88 (16th season)
- Nebraska: 13-8 (Second season)

FAMILY

- Wife: Dee
- Children: Matthew, Kate
- Grandchildren: Elijah Jo

COACHING NUMBERS

- 42 Years of Coaching Experience
- 25 Years as a Head Coach
- 16 Years as a Collegiate Head Coach
- 9 Years as a Professional Head Coach
- 3 Years as an NFL Head Coach
- 17 Years as an Assistant Coach
- 13 Years as a Collegiate Assistant Coach
- 4 Years as a Professional Assistant Coach
- 1 Year as an NFL Assistant Coach

HEAD COACHING EXPERIENCE**NEBRASKA**

- 2015-present (2nd season; 13-8 record)

OREGON STATE

- 2003-14 (12 seasons; 85-66 record)
- 1997-98 (2 seasons; 8-14 record)
- 14 overall seasons; 93-80 record)
- 6-2 record in eight bowl games
- 2008 Pac-10 Coach of the Year

SAN DIEGO CHARGERS

- 1999-2001 (3 seasons; 14-34 record)

SAN ANTONIO RIDERS (WLAFL)

- 1991-92 (2 seasons; 11-9 record)

WINNIPEG BLUE BOMBERS (CFL)

- 1987-90 (4 seasons; 40-32 record)
- 2 Grey Cup Championships (1987, 1990)

ASSISTANT COACH EXPERIENCE**NEW ORLEANS SAINTS**

- Assistant Head Coach (2002)

USC

- Assistant Head Coach/
Offensive Coordinator (1993-96)

NORTHERN COLORADO

- Defensive Coordinator (1986)

WINNIPEG BLUE BOMBERS (CFL)

- Assistant Coach (1983-85)

LINFIELD COLLEGE

- Defensive Coordinator (1977-82)
- NAIA National Championship (1982)

WHITWORTH COLLEGE

- Graduate Assistant (1976)

CALIFORNIA

- Graduate Assistant (1975)

PLAYING EXPERIENCE

- Alabama (CB)
- National Championship (1973)

**N HEAD COACH
MIKE RILEY**

The 2016 season is the second at Nebraska for Mike Riley, who boasts 42 years of coaching experience at the collegiate or professional level, the second-most of any FBS head coach. Riley's 25 years of head coaching experience are also tied for the second most among all FBS head coaches.

OVERALL COACHING EXPERIENCE*

Nick Saban (Alabama)	44 Years
Mike Riley (Nebraska)	42 Years
Bill Snyder (Kansas State)	41 Years
Rocky Long (San Diego State)	41 Years

HEAD COACHING EXPERIENCE

Brian Kelly (Notre Dame)	27 Years
Mike Riley (Nebraska)	25 Years
Bill Snyder (Kansas State)	25 Years
Three Others with	23 Years

PRO HEAD COACHING EXPERIENCE

Lovie Smith (Illinois)	11 Years
Mike Riley (Nebraska)	9 Years
Jim Harbaugh (Michigan)	4 Years
Jim Mora Jr. (UCLA)	4 Years

NFL HEAD COACHING EXPERIENCE

Lovie Smith (Illinois)	11 Years
Jim Harbaugh (Michigan)	4 Years
Jim Mora Jr. (UCLA)	4 Years
Mike Riley (Nebraska)	3 Years

*College and professional experience only

CHAMPIONSHIP PEDIGREE

- Riley is the only head coach in college football to win a professional title as a head coach
- Riley has won championships at the NAIA, NCAA FBS and professional levels.
- Riley was a cornerback on Alabama's 1973 national championship team.
- In 1982, Riley was the defensive coordinator for Linfield College, which went 12-0 and won the NAIA national championship.
- Riley won two Grey Cup titles in his four seasons with the Winnipeg Blue Bombers in the Canadian Football League.
- In his first season as a head coach at any level, Riley led Winnipeg to the 1987 Grey Cup title.
- Riley won his first Grey Cup at the age of 33, making him the third-youngest head coach ever to win a professional title (CFL, NFL, NFL Europe, UFL, USFL, WFL, WLAFL, XFL).
- Since the NFL-AFL merger in 1970, Riley is the youngest head coach to win a championship in any professional league.
- Riley and Hugh Campbell of the Edmonton Eskimos (CFL) are the only two head coaches in the Super Bowl era to win two professional titles before the age of 40.

PROVEN WINNER

- Riley has 106 career college victories, all at Power Five Schools
- Riley won 93 games at Oregon State, making him the winningest coach in Beaver history.
- Riley ended his tenure at OSU ranked 11th in Pac-12 history with 58 conference wins.
- Riley is one of nine active FBS head coaches with 100 wins at Power Five Schools.
- Riley owns a 7-2 record in bowl games, including a win over UCLA in the 2015 Foster Farms Bowl.
- Riley's .778 bowl winning percentage ranks fifth in NCAA history among coaches who appeared in at least eight bowl games.
- Riley is 1 of 6 coaches in NCAA history to win his first five bowl games.
- Riley is 1 of 12 coaches in NCAA history to win five consecutive bowl games.
- In 16 seasons as a college head coach, Riley has led his teams to 16 wins over ranked opponents, including six wins over top-10 teams and three wins over top-three foes.
- Riley coached two Biletnikoff Award winners at Oregon State, and is the only active FBS coach to have two players win the award.

DEFENSIVE ASSISTANTS



MARK BANKER
DEFENSIVE COORDINATOR/
SAFETIES

- 38 Years of Experience
- 30 Years as Def. Coordinator
- 3 Years of NFL Experience

• Game Day: Field

HIGHLIGHTS

- NU ranked ninth nationally in rush defense in 2015; OSU led nation in that category in 2007
- Top-10 total defense rankings in 2003 & 2007
- Coordinated a San Diego Charger defense to a No. 11 NFL total defense ranking in 2001



TRENT BRAY
LINEBACKERS

- 8 Years of Experience
- 8 Years at Power Five School
- 1 Year Playing in NFL Europe
- Game Day: Field

HIGHLIGHTS

- Helped Nebraska freshman Dedrick Young set an NU record for tackles by a true frosh last season with 61 tackles
- Coached in four bowl games past five years
- Ranks among top 10 tacklers in OSU history



JOHN PARRELLA
DEFENSIVE LINE

- 9 Years of Experience
- 4 Years of College Experience
- 12 Years of Playing in NFL
- Game Day: Field

HIGHLIGHTS

- Helped Chabot JC to a conference title in 2013
- Started the varsity program at Valley Christian High in California and led team to playoffs
- Had all-conference playing career at Nebraska and played 12 seasons in NFL



BRIAN STEWART
CORNERBACKS

- 25 Years of Experience
- 8 Years of NFL Experience
- 7 Years as Def. Coordinator
- Game Day: Press Box

HIGHLIGHTS

- Helped Houston to a 13-1 record in 2011
- Coached 14 Pro Bowlers in eight NFL seasons
- Coordinated Dallas Cowboys defenses that led NFL in sacks in 2007 and 2008

SPECIAL TEAMS COORDINATOR



BRUCE READ
SPECIAL TEAMS COORDINATOR

- 32 Years of Experience
- 13 Years at Power Five School
- 7 Years of NFL Experience
- Game Day: Field

HIGHLIGHTS

- Coached all-conference punter and kicker in first season at Nebraska
- Led Alexis Serna to 2005 Lou Groza Award
- San Diego Chargers special teams ranked in top six in NFL twice in Read's three seasons

OFFENSIVE ASSISTANTS



DANNY LANGSDORF
OFFENSIVE COORDINATOR/
QUARTERBACKS

- 21 Years of Experience
- 13 Years as Off. Coordinator
- 4 Years of NFL Experience

• Game Day: Press Box

HIGHLIGHTS

- Helped Nebraska rank in top three in Big Ten in passing, scoring and total offense in 2015
- Eli Manning career-high completion rate in 2014
- Sean Mannion set Pac-12 career passing record



MIKE CAVANAUGH
OFFENSIVE LINE

- 31 Years of Experience
- 6 Years as Off. Coordinator
- 2 Years of NFL Experience
- Game Day: Field

HIGHLIGHTS

- Coached 24 all-conference linemen in past 11 years
- OSU set a then-Pac-12 passing record in 2013
- Helped Hawaii rank in the top 10 nationally in total offense three times in six seasons



REGGIE DAVIS
RUNNING BACKS

- 13 Years of Experience
- 4 Years of NFL Experience
- 2 Years Playing in NFL
- Game Day: Field

HIGHLIGHTS

- Coached in three NFC Championship Games
- Coached All-Pro TE Vernon Davis for three years
- Helped OSU RB Jacquizz Rodgers become first freshman to be Pac-10 Offensive MVP



KEITH WILLIAMS
WIDE RECEIVERS

- 17 Years of Experience
- 4 Years as Off. Coordinator
- 1 Year Playing in NFL
- Game Day: Field

HIGHLIGHTS

- Eight former wideouts played in NFL in 2015
- NU receivers combined for 192 catches, 23 TD and 2,774 yards in 2015
- Coached San Jose State's Edell Shepherd to school-record 1,500 receiving yards in 2001

ADDITIONAL FOOTBALL STAFF

- **Associate A.D./Football:** Dan Van De Riet
- **Exec. Director Player Personnel:** Billy Devaney
- **Director of Player Personnel:** Ryan Gunderson
- **Offensive GA:** Tavita Thompson (Tight Ends)
- **Offensive GA:** Hardie Buck (Receivers)
- **Offensive GA:** Roman Sapolu (Offensive Line)
- **Defensive GA:** Blair Tushaus (Defensive Line)
- **Head Football Strength Coach:** Mark Philipp
- **Head Football Athletic Trainer:** Mark Mayer
- **Head Equipment Manager:** Jay Terry
- **Director of Video:** Tate Guillotte

HUSKER COACHING NUMBERS

4

Mike Riley is 1 of 4 FBS coaches with at least three seasons of NFL head coaching experience. Riley is 1 of 6 FBS coaches who has been an NFL head coach (UCLA's Jim Mora Jr., Michigan's Jim Harbaugh, Louisville's Bobby Petrino, Alabama's Nick Saban, Illinois' Lovie Smith).

5

Mike Riley ranks fifth in NCAA history with a .778 winning percentage in bowl games. One of only six coaches in NCAA history to win his first five bowl games, Riley is 7-2 in bowl games including a win over UCLA in the 2015 Foster Farms Bowl.

9

Nine coaches boast NFL experience, including Mike Riley as a head coach, Mark Banker and Brian Stewart as defensive coordinators and Bruce Read as a special teams coordinator.

9

Mike Riley owns nine years of experience as a professional head coach, the second-most of any FBS coach. In addition to the NFL, Riley led teams in the Canadian Football League and the World League of American Football, the predecessor to NFL Europe.

25

Mike Riley owns 25 years of head coaching experience at the collegiate or professional level, the second most among FBS head coaches.

33

The NU coaching staff has combined for 33 seasons of coaching experience in the NFL

42

Mike Riley's 42 years of coaching experience at the collegiate or professional level rank second among FBS head coaches. Alabama's Nick Saban (44 years) is the only coach ahead of Riley on that list.

65

Nebraska's 10 full-time coaches have been a part of 65 bowl teams during their collegiate coaching careers.

231

The Husker coaching staff has a combined 231 years of coaching experience at the collegiate or professional level.

THE OHIO STATE BUCKEYES AT A GLANCE

- Ohio State is 2-0 vs. ranked teams in 2016, with both wins vs. top-15 foes.
- OSU's defense has allowed only 10 touchdowns in eight games.
- Urban Meyer has the highest winning percentage (.852) among active coaches with at least 10 years of FBS experience.
- Meyer owns 161 career wins, the most by an FBS coach in his first 15 seasons.
- OSU has never lost twice in the regular season in Meyer's first four years.
- Meyer is 35-2 in Big Ten play at Ohio State and 14-3 vs. top-25 teams.
- Former Nebraska offensive coordinator Tim Beck serves as co-offensive coordinator for the Buckeyes.

THREE BUCKEYES TO WATCH

QB J.T. Barrett

- Ranks second in the Big Ten with 275.8 yards of total offense per game.
- Owns school records for TD passes (62) and TDs responsible for (90).
- Is five touchdowns shy of Drew Brees' Big Ten record of 95 career touchdowns responsible for.

S Malik Hooker

- Ranks second on the team with 50 tackles and has added 4.5 TFLs.
- Is tied for the Big Ten lead with Nebraska's Nathan Gerry and Kieron Williams with four interceptions, a total that ranks seventh nationally.
- One of 16 semifinalists for the Jim Thorpe Award (nation's top DB).

RB Curtis Samuel

- Leads Ohio State in receptions (44) and receiving yards (539) and ranks second in rushing yards (558).
- Ranks second in the Big Ten in receptions per game (5.5).
- Averages 9.5 yards per touch on his 71 rushes and 44 receptions.

SERIES HISTORY

- Ohio State leads the all-time series, 3-1, including 3-0 in Columbus.
- The teams have split their first two meetings as Big Ten foes.
- Nebraska posted the largest comeback in school history in rallying from a 27-6 deficit for a 34-27 victory in 2011 marking NU's first Big Ten win.

ABOUT OHIO STATE FOOTBALL

- Ohio State owns an all-time record of 882-321-53 in 127 seasons.
- OSU ranks fifth all-time in wins (882), just behind No. 4 Nebraska (887).
- The Buckeyes own the most wins over the last 25 years (NU ranks 3rd).
- Ohio State owns the third-most wins over the last 50 years (NU ranks 1st).
- The Buckeyes have won eight national titles, most recently in 2014.
- Ohio State has won 35 Big Ten championships, most recently in 2014.
- OSU has played in 46 bowl games (22-24 record) to rank 9th all-time.



OHIO STATE HEAD COACH URBAN MEYER

- 5th Season
- 57-5 at Ohio State
- 15th Career Season
- 161-28 Career Record
- 1-0 vs. Nebraska (career)
- 1-0 vs. Nebraska (at Ohio State)

OHIO STATE STATISTICAL LEADERS

RUSHING	ATT.	YDS	YPC	TD
Mike Weber	129	770	6.0	6
Curtis Samuel	71	558	7.9	5
J.T. Barrett	121	531	4.4	6
Demario McCall	20	144	7.2	2
Dontre Wilson	15	73	4.9	1

PASSING	CMP-ATT-INT	PCT.	YDS	TD
J.T. Barrett	145-227-4	63.9	1,675	17
Joe Burrow	10-13-0	76.9	89	1

RECEIVING	REC.	YDS	YPC	TD
Curtis Samuel	44	539	12.2	3
Noah Brown	24	309	12.9	6
Dontre Wilson	19	252	13.3	4
Mike Weber	17	75	4.4	0
Marcus Baugh	13	168	12.9	2

TACKLES	SOLO	TOTAL	TFL	SACKS
Raekwon McMillan	21	51	2.5	0.0
Malik Hooker	28	50	4.5	0.5
Jerome Baker	26	48	6.0	1.5
Chris Worley	19	34	1.5	0.0
Damon Webb	19	33	0.5	0.0

PUNTING	NO.	YDS	AVG.	LONG
Cameron Johnston	33	1,568	47.5	70

FIELD GOALS	MADE	ATT	PCT.	LONG
Tyler Durbin	11	11	100.0	40



7-1
(4-1 BIG TEN)

- 1 Fresno St. W, 43-10
- 2 Wyoming W, 52-17
- 3 #22 Oregon W, 35-32
- 4 @ Northwestern W, 24-13
- 5 Illinois W, 31-16
- 6 BYE WEEK
- 7 @ Indiana W, 27-22
- 8 Purdue W, 27-14
- 9 @ #11 Wisconsin L, 17-23 (ot)
- 10 @ Ohio St.
- 11 Minnesota
- 12 Maryland
- 13 @ Iowa

TOTAL	BIG TEN	NAT.	CATEGORY (PER GAME)	TOTAL	BIG TEN	NAT.
204.0	5th	40th	Rushing Offense	272.4	1st	8th
225.6	7th	74th	Passing Offense	220.5	8th	77th
429.6	4th	48th	Total Offense	492.9	1st	20th
32.0	6th	49th	Scoring Offense	42.6	2nd	10th
136.8	5th	38th	Rushing Defense	124.4	3rd	25th
107.94	4th	14th	Pass Efficiency Defense	93.56	2nd	3rd
205.4	9th	36th	Pass Defense	171.1	3rd	9th
342.1	4th	20th	Total Defense	295.5	2nd	6th
18.4	4th	15th	Scoring Defense	15.1	3rd	6th
31.7	14th	127th	Net Punting	42.7	1st	4th
9.7	4th	43rd	Punt Returns	5.6	12th	88th
25.9	3rd	14th	Kickoff Returns	23.6	5th	26th
16	2nd	23rd	Turnovers Gained	16	2nd	23rd
11	7th	37th	Turnovers Lost	6	2nd	4th
+0.6	5th	24th	Turnover Margin	+1.3	1st	4th
2.4	5th	52nd	Sacks	2.1	10th	67th
0.8	1st	5th	Sacks Allowed	1.5	4th	27th
49%	2nd	12th	3rd-Down Offense	50%	1st	7th
33%	4th	24th	3rd-Down Defense	32%	3rd	14th



7-1
(4-1 BIG TEN)

- 1 Bowling Green W, 77-10
- 2 Tulsa W, 48-3
- 3 @ #14 Oklahoma W, 45-24
- 4 BYE WEEK
- 5 Rutgers W, 58-0
- 6 Indiana W, 38-17
- 7 @ #10 Wisconsin W, 30-23 (ot)
- 8 @ Penn St. L, 21-24
- 9 Northwestern W, 24-20
- 10 Nebraska
- 11 @ Maryland
- 12 @ Michigan St.
- 13 Michigan

NEBRASKA DEPTH CHART—OHIO STATE

OFFENSE

WIDE RECEIVER (Z)

15 De'Mornay Pierson-El, 5-9, 185, Jr.
82 Alonzo Moore, 6-2, 195, Sr.

LEFT TACKLE

68 Nick Gates, 6-5, 290, So.
62 Cole Conrad, 6-5, 305, So.
65 Christian Gaylord, 6-6, 300, RFr.

LEFT GUARD

73 Sam Hahn, 6-7, 300, Sr.
58 Corey Whitaker, 6-5, 295, Sr.

CENTER

66 Dylan Utter, 6-1, 295, Sr.
79 Michael Decker, 6-4, 285, RFr.

RIGHT GUARD

63 Tanner Farmer, 6-4, 295, So.
58 Corey Whitaker, 6-5, 295, Sr.
74 Jalin Barnett, 6-4, 310, RFr.

RIGHT TACKLE

77 David Knevel, 6-9, 315, Jr.
62 Cole Conrad, 6-5, 305, So.

TIGHT END

11 Cethan Carter, 6-4, 240, Sr.
84 Sam Cotton, 6-5, 250, Sr.
42 Trey Foster, 6-2, 250, Sr.
88 Tyler Hoppes, 6-4, 240, Jr.
89 Connor Ketter, 6-5, 245, Jr.

WIDE RECEIVER (R)

1 Jordan Westerkamp, 6-0, 200, Sr.
87 Brandon Reilly, 6-2, 200, Sr.
81 Gabe Rahn, 6-1, 195, Jr.

WIDE RECEIVER (X)

8 Stanley Morgan Jr., 6-1, 200, So.
83 Bryan Reimers, 6-5, 210, So.

QUARTERBACK

4 Tommy Armstrong Jr., 6-1, 220, Sr.
17 Ryker Fyfe, 6-3, 215, Sr.
12 Patrick O'Brien, 6-4, 230, Fr.
2 Zack Darlington, 6-2, 195, So.

I-BACK

34 Terrell Newby, 5-10, 200, Sr.
22 Devine Ozigbo, 6-0, 230, So.
21 Mikale Wilbon, 5-9, 195, So.
18 Tre Bryant, 5-11, 200, Fr.

FULLBACK

41 Luke McNitt, 6-2, 240, Jr.
38 Harrison Jordan, 5-10, 230, Jr.
29 Graham Nabity, 6-1, 210, Sr.

OFFENSIVE CAREER STARTS

Tommy Armstrong Jr., Sr., QB41
Cethan Carter, Sr., TE30
Dylan Utter, Sr., C22
Sam Cotton, Sr., TE19
Nick Gates, So., OT18
Alonzo Moore, Sr., WR17
Terrell Newby, Sr., IB15
Jordan Westerkamp, Sr., WR14
De'Mornay Pierson-El, Jr., WR11
Brandon Reilly, Sr., WR10
Stanley Morgan Jr., So., WR8
Sam Hahn, Sr., OG8
David Knevel, Jr., OT8
Tanner Farmer, Soph., OG7
Trey Foster, Sr., TE3
Luke McNitt, Jr., FB2
Devine Ozigbo, Soph., IB1
Corey Whitaker, Sr., OG1
Ryker Fyfe, Sr., QB1
Bryan Reimers, Soph., WR1

DEFENSE

DEFENSIVE END

88 Ross Dzuris, 6-3, 255, Sr.
22 Alex Davis, 6-5, 255, RFr.
9 DaiShon Neal, 6-7, 270, RFr.

DEFENSIVE TACKLE

44 Mick Stoltenberg, 6-5, 290, So.
96 Carlos Davis, 6-2, 295, RFr.
97 Logan Rath, 6-4, 280, Sr.

DEFENSIVE TACKLE

55 Kevin Maurice, 6-3, 300, Sr.
94 Khalil Davis, 6-2, 290, RFr.
99 Peyton Newell, 6-3, 290, So.

DEFENSIVE END

91 Freedom Akinmoladun, 6-4, 255, So.
45 A.J. Natter, 6-5, 260, Jr.
17 Sedrick King, 6-4, 250, So.

SAM LINEBACKER

15 Michael Rose-Ivey, 6-0, 230, Sr.
3 Marcus Newby, 6-1, 235, Jr.
12 Luke Gifford, 6-3, 230, So.

MIKE LINEBACKER

52 Josh Banderas, 6-3, 240, Sr.
49 Chris Weber, 6-3, 230, Jr.

WILL LINEBACKER

5 Dedrick Young, 6-1, 220, So.
7 Mohamed Barry, 6-1, 220, RFr.
56 Brad Simpson, 6-0, 230, Sr.

CORNERBACK

10 Joshua Kalu, 6-1, 190, Jr.
1 Lamar Jackson, 6-3, 195, Fr.
11 Boaz Joseph, 6-1, 190, Jr.

SAFETY

26 Kieron Williams, 6-1, 195, Jr. -or-
24 Aaron Williams, 5-11, 185, So.
4 Avery Anderson, 6-0, 185, RFr.

SAFETY

25 Nathan Gerry, 6-2, 220, Sr.
16 Antonio Reed, 6-2, 220, So.
13 JoJo Domann, 6-1, 205, Fr.

CORNERBACK

8 Chris Jones, 6-0, 185, Jr.
6 Eric Lee Jr., 6-0, 190, RFr.

DEFENSIVE CAREER STARTS

Nathan Gerry, Sr., S36
Josh Banderas, Sr., LB26
Joshua Kalu, Jr., CB22
Dedrick Young, So., LB19
Chris Jones, Jr., CB15
Michael Rose-Ivey, Sr., LB13
Ross Dzuris, Sr., DE12
Freedom Akinmoladun, So., DE12
Aaron Williams, So., S9
Kevin Maurice, Sr., DT9
Marcus Newby, Jr., LB8
Kieron Williams, Jr., S7
Chris Weber, Jr., LB4
Carlos Davis, RFr., DT4
Mick Stoltenberg, Soph., DT4

SPECIAL TEAMS

PLACE-KICKER

34 Drew Brown, 5-11, 195, Jr.
95 Spencer Lindsay, 5-9, 210, Sr.

PUNTER

35 Caleb Lightbourn, 6-3, 220, Fr.
98 Isaac Armstrong, 5-11, 195, RFr.

LONG SNAPPER

54 Jordan Ober, 6-1, 205, So.
92 Chase Urbach, 6-3, 200, RFr.

HOLDER

2 Zack Darlington, 6-2, 195, So.

KICKOFF RETURNER

18 Tre Bryant, 5-11, 200, Fr.
39 Jordan Nelson, 5-8, 180, Sr.

PUNT RETURNER

15 De'Mornay Pierson-El, 5-9, 185, Jr.
1 Jordan Westerkamp, 6-0, 200, Sr.

INJURED

67 Jerald Foster, 6-3, 310, So., OG

SPECIAL TEAMS CAREER STARTS

Drew Brown, Jr., PK34
Jordan Ober, So., LS21
Caleb Lightbourn, Fr., P7

HUSKER NUMERICAL ROSTER

NO.	NAME	POS.
1	Lamar Jackson	DB
1	Jordan Westerkamp	WR
2	Tony Butler	DB
2	Zack Darlington	WR
3	Lavan Alston Jr.	WR
3	Marcus Newby	LB
4	Avery Anderson	S
4	Tommy Armstrong Jr.	QB
5	Dedrick Young II	LB
6	Eric Lee Jr.	CB
7	Mohamed Barry	LB
8	Chris Jones	CB
8	Stanley Morgan Jr.	WR
9	DaiShon Neal	DE
9	Keyan Williams	WR
10	Joshua Kalu	CB
10	JD Spielman	WR
11	Cethan Carter	TE
11	Boaz Joseph	CB
12	Luke Gifford	LB
12	Patrick O'Brien	QB
13	JoJo Domann	DB
13	Tanner Lee	QB
14	Kyle Kasun	DB
15	De'Mornay Pierson-El	WR
15	Michael Rose-Ivey	LB
16	Antonio Reed	S
17	Ryker Fyfe	QB
17	Sedrick King	DE
18	Tre Bryant	IB
19	Marquel Dismuke	DB
21	Charles Jackson	DB
21	Mikale Wilbon	IB
22	Alex Davis	DE
22	Devine Ozigbo	IB
23	Dicaprio Bootle	DB
23	Austin Rose	IB
24	Sean Lambert	RB
24	Aaron Williams	S
25	Nathan Gerry	S
26	Thomas Connely	LB
26	Brady Pelzer	WR
26	Jamie Sutcliffe	PK
26	Kieron Williams	S
27	Sam Foltz	P
28	Adam Taylor	IB
28	Eli Sullivan	DB
29	Nolan Graham	DB
29	Graham Nabity	FB
30	Quayshon Alexander	LB
30	Bo Kitrell	FB
31	Greg Simmons	LB
31	Conor Young	WR
32	Tanner Hass	RB
32	Pernell Jefferson	LB
33	Christian Bailey	WR
33	Tanner Zlab	DB
34	Drew Brown	PK
34	Terrell Newby	IB
35	Caleb Lightbourn	P/PK
35	Jeremiah Stovall	DB
36	Spencer Jordan	FB
36	Reid Karel	DB
37	Wyatt Mazour	IB
38	Harrison Jordan	FB
39	Donovan McDonald	WR
39	Jordan Nelson	IB
40	Ty Betka	WR
40	Grant Jordan	LB
41	Noah Johnson	IB
41	Luke McNitt	FB
42	Trey Foster	TE
43	Tyrin Ferguson	LB
43	Todd Honas	WR
44	Mitch McCann	FB
44	Mick Stoltenberg	DL

2016 NEBRASKA CORNHUSKER ALPHABETICAL ROSTER

NO.	NAME	POS.	HT.	WT.	YR.	HOMETOWN (HIGH SCHOOL/COLLEGE)
91	* Akinmoladun, Freedom	DE	6-4	255	So.	Grandview, Mo. (Grandview)
30	Alexander, Quayshon	LB	6-3	235	Fr.	Prospect Park, N.J. (De Paul Catholic)
3	Alston Jr., Lavan	WR	6-0	175	RFr.	Oxnard, Calif. (St. Bonaventure)
4	Anderson, Avery	S	6-0	185	RFr.	Surprise, Ariz. (Pine Creek, Colorado Springs, Colo.)
75	Anderson, Fyn	DL	6-3	260	RFr.	Lincoln, Neb. (Southeast)
98	Armstrong, Isaac	P	5-11	195	RFr.	Lincoln, Neb. (Kearney/Southwest)
4	*** Armstrong Jr., Tommy	QB	6-1	220	Sr.	Cibola, Texas (Steele)
33	** Bailey, Christian	WR	6-0	205	Jr.	San Clemente, Calif. (San Clemente)
52	*** Banderas, Josh	LB	6-3	240	Sr.	Lincoln, Neb. (Southwest)
74	Barnett, Jalin	OL	6-4	310	RFr.	Lawton, Okla. (Lawton)
7	Barry, Mohamed	LB	6-1	220	RFr.	Grayson, Ga. (Grayson)
40	Betka, Ty	WR	5-7	165	Sr.	Superior, Neb. (Superior/Drake)
23	Bootle, Dicaprio	DB	5-10	180	Fr.	Miami, Fla. (Southridge)
53	Boryca, Alex	LB	6-2	220	So.	Cozad, Neb. (Cozad)
61	Brokop, Bryan	OL	6-5	275	Fr.	New Lenox, Ill. (Lincoln-Way West)
34	** Brown, Drew	PK	5-11	195	Jr.	Southlake, Texas (Southlake Carroll)
51	Brugmann, Jared	LB	6-2	235	RFr.	Gretna, Neb. (Gretna)
18	Bryant, Tre	IB	5-11	200	Fr.	St. Louis, Mo. (Christian Brothers College)
2	Butler, Tony	DB	6-2	195	Fr.	Lakewood, Ohio (St. Edward)
11	*** Carter, Cethan	TE	6-4	240	Sr.	New Orleans, La. (Archbishop Rummel)
45	Chaffin, Ty	WR	6-5	200	Fr.	Burwell, Neb. (Burwell)
80	Classen, Brett	WR	6-2	205	Jr.	Medina, Minn. (Wayzata/Winona State)
59	Cleveland, Brody	LB	6-2	225	RFr.	Ogallala, Neb. (Ogallala)
26	Connely, Thomas	LB	5-11	220	So.	Kearney, Neb. (Kearney Catholic)
62	Conrad, Cole	OL	6-5	305	So.	Fremont, Neb. (Archbishop Bergan)
84	*** Cotton, Sam	TE	6-5	250	Sr.	Lincoln, Neb. (Southeast)
2	Darlington, Zack	WR	6-2	195	So.	Apopka, Fla. (Apopka)
22	Davis, Alex	DE	6-5	255	RFr.	Riviera Beach, Fla. (Dwyer)
96	Davis, Carlos	DT	6-2	295	RFr.	Blue Springs, Mo. (Blue Springs)
94	Davis, Khalil	DT	6-2	290	RFr.	Blue Springs, Mo. (Blue Springs)
79	Decker, Michael	OL	6-4	285	RFr.	Omaha, Neb. (North)
19	Dismuke, Marquel	DB	6-2	180	Fr.	Compton, Calif. (Calabasas)
13	Domann, JoJo	DB	6-1	205	Fr.	Colorado Springs, Colo. (Pine Creek)
88	* Dzuris, Ross	DE	6-3	255	Sr.	Plattsmouth, Neb. (Plattsmouth)
83	Engelhaupt, David	TE	6-3	230	Fr.	Norfolk, Neb. (Norfolk Catholic)
48	Evans, Erik	DE	6-3	255	Jr.	Waverly, Neb. (Waverly)
63	Farmer, Tanner	OL	6-4	295	So.	Highland, Ill. (Highland)
71	Farniok, Matt	OL	6-6	300	Fr.	Sioux Falls, S.D. (Washington)
43	* Ferguson, Tyrin	LB	6-2	225	So.	New Orleans, La. (Edna Karr)
27	*** Foltz, Sam	P	6-2	205	Sr.	Greeley, Neb. (Grand Island)
67	* Foster, Jerald	OL	6-3	310	So.	Lincoln, Neb. (Southeast)
42	*** Foster, Trey	TE	6-2	250	Sr.	Lincoln, Neb. (Southeast)
17	* Fyfe, Ryker	QB	6-3	215	Sr.	Grand Island, Neb. (Grand Island)
68	* Gates, Nick	OL	6-5	290	So.	Las Vegas, Nev. (Bishop Gorman)
65	Gaylord, Christian	OL	6-6	300	RFr.	Baldwin City, Kan. (Baldwin City)
25	*** Gerry, Nathan	S	6-2	220	Sr.	Sioux Falls, S.D. (Washington)
12	* Gifford, Luke	LB	6-3	230	So.	Lincoln, Neb. (Southeast)
29	Graham, Nolan	DB	5-11	200	So.	Firth, Neb. (Norris)
73	* Hahn, Sam	OL	6-7	300	Sr.	DeWitt, Neb. (Tri-County/North Dakota State)
54	Hamik, Creighton	LB	6-3	210	Fr.	Kearney, Neb. (Kearney Catholic)
72	* Hannon, Zach	OL	6-5	315	Jr.	Kansas City, Mo. (Rockhurst)
32	Hass, Tanner	RB	6-0	195	Fr.	West Point, Neb. (Guardian Angels)
49	Hemphill, Austin	FB	6-0	220	RFr.	Gretna, Neb. (Gretna)
47	Hohenstein, Branden	TE	6-4	205	Fr.	Jackson, Neb. (Bishop Heelan)
43	Honas, Todd	WR	5-11	200	Fr.	Aurora, Neb. (Aurora)
88	Hoppes, Tyler	TE	6-4	240	Jr.	Lincoln, Neb. (Southwest/Wayne State)
21	** Jackson, Charles	DB	5-11	180	Sr.	Spring, Texas (Klein Collins)
1	Jackson, Lamar	DB	6-3	195	Fr.	Elk Grove, Calif. (Franklin)
47	Jarzynka, Matt	DE	6-4	255	So.	Loup City, Neb. (Loup City)
32	Jefferson, Pernell	LB	6-2	225	Fr.	New Orleans, La. (Warren Easton)
50	Johns, Garret	DL	6-0	285	Sr.	Aurora, Neb. (Aurora)
41	Johnson, Noah	IB	6-0	210	RFr.	Sutton, Neb. (Sutton)
76	Johnson Jr., Dwayne	OL	6-6	300	Jr.	Houston, Texas (Bellaire)
8	** Jones, Chris	CB	6-0	185	Jr.	Jacksonville, Fla. (Sandalwood)
40	Jordan, Grant	LB	6-2	205	Fr.	Omaha, Neb. (Westside)
38	** Jordan, Harrison	FB	5-10	230	Jr.	Omaha, Neb. (Westside)
36	Jordan, Spencer	FB	6-2	215	Fr.	Omaha, Neb. (Westside)
11	** Joseph, Boaz	CB	6-1	190	Jr.	Weston, Fla. (Cypress Bay)
10	** Kalu, Joshua	CB	6-1	190	Jr.	Houston, Texas (Alief Taylor)
36	Karel, Reid	DB	6-3	205	RFr.	Seward, Neb. (Seward)
14	Kasun, Kyle	DB	6-0	180	RFr.	Papillion, Neb. (Papillion-La Vista South)
89	Ketter, Connor	TE	6-5	245	Jr.	Norfolk, Neb. (Norfolk Catholic)
17	King, Sedrick	DE	6-4	250	So.	Plant City, Fla. (Plant City)
30	Kitrell, Bo	FB	6-1	225	So.	Ashland, Neb. (Ashland-Greenwood)
59	Kitten, Jake	OL	6-2	290	Fr.	Santee, Calif. (Santana)
77	** Knevel, David	OL	6-9	315	Jr.	Brantford, Ontario, Canada (Pauline S. Johnson Collegiate)
24	Lambert, Sean	RB	6-0	200	Fr.	Fremont, Neb. (Fremont)

6	Lee Jr., Eric	CB	6-0	190	RFr.	Milton, Mass. (Valor Christian, Colo.)
13	Lee, Tanner	QB	6-4	205	Jr.	Destrehan, La. (Jesuit/Tulane)
35	Lightbourn, Caleb	P/PK	6-3	220	Fr.	Washougal, Wash. (Camas)
95	* Lindsay, Spencer	PK	5-9	210	Sr.	Kearney, Neb. (Kearney)
58	Lopez, Joel	DL	6-2	280	Jr.	Saint Charles, Ill. (Burlington Central)
55	*** Maurice, Kevin	DT	6-3	300	Sr.	Orlando, Fla. (Freedom)
37	Mazour, Wyatt	IB	5-9	190	RFr.	Albion, Neb. (Boone Central)
44	McCann, Mitch	FB	6-0	240	Sr.	Omaha, Neb. (Burke)
39	McDonald, Donovan	WR	5-11	175	RFr.	Montclair, N.J. (Fork Union Military Academy/Montclair)
41	* McNitt, Luke	FB	6-2	240	Jr.	Kearney, Neb. (Kearney/Nebraska-Kearney)
98	Miller, Collin	DE	6-3	235	Fr.	Fishers, Ind. (Hamilton Southeastern)
82	*** Moore, Alonzo	WR	6-2	195	Sr.	Winnfield, La. (Winnfield Senior)
8	* Morgan Jr., Stanley	WR	6-1	200	So.	New Orleans, La. (St. Augustine)
29	** Nabity, Graham	FB	6-1	210	Sr.	Omaha, Neb. (Elkhorn)
45	Natter, A.J.	DE	6-5	260	Jr.	Milton, Wis. (Milton)
9	Neal, DaiShon	DE	6-7	270	RFr.	Houston, Texas (Omaha Central)
39	** Nelson, Jordan	IB	5-8	180	Sr.	Omaha, Neb. (Burke)
3	** Newby, Marcus	LB	6-1	235	Jr.	North Potomac, Md. (Quince Orchard)
34	*** Newby, Terrell	IB	5-10	200	Sr.	Los Angeles, Calif. (Chaminade)
99	Newell, Peyton	DT	6-3	290	So.	Hiawatha, Kan. (Hiawatha)
12	O'Brien, Patrick	QB	6-4	230	Fr.	San Juan Capistrano, Calif. (San Juan Hills)
54	* Ober, Jordan	LS	6-1	205	So.	Las Vegas, Nev. (Bishop Gorman)
76	Owen, Dylan	DL	6-5	240	So.	Westchester, N.Y. (Somers/Bridgton Academy)
22	* Ozigbo, Devine	IB	6-0	230	So.	Sachse, Texas (Sachse)
55	Painter, Robby	OL	6-5	300	Sr.	Centennial, Colo. (Grandview)
26	Pelzer, Brady	WR	5-11	185	So.	Bellevue, Neb. (Bellevue East)
15	** Pierson-El, De'Mornay	WR	5-9	185	Jr.	Alexandria, Va. (West Potomac)
81	Rahn, Gabe	WR	6-1	195	Jr.	Le Mars, Iowa (Le Mars)
50	Raridon, John	OL	6-4	275	Fr.	West Des Moines, Iowa (Valley)
97	Rath, Logan	DT	6-4	280	Sr.	Giltner, Neb. (Giltner/South Dakota State)
16	* Reed, Antonio	S	6-2	220	So.	Memphis, Tenn. (Southaven [Miss.])
87	*** Reilly, Brandon	WR	6-2	200	Sr.	Lincoln, Neb. (Southwest)
83	Reimers, Bryan	WR	6-5	210	So.	Lincoln, Neb. (East)
23	Rose, Austin	IB	6-1	225	So.	Lincoln, Neb. (North Star)
15	** Rose-Ivey, Michael	LB	6-0	230	Sr.	Kansas City, Mo. (Rockhurst)
31	Simmons, Greg	LB	6-2	240	Fr.	Fort Pierce, Fla. (Fort Pierce Central)
56	** Simpson, Brad	LB	6-0	230	Sr.	Omaha, Neb. (Ralston)
48	Smith, Ne'Land	WR	6-3	190	Fr.	Blue Springs, Mo. (Blue Springs)
85	Snyder, Matt	TE	6-5	255	RFr.	San Ramon, Calif. (California)
10	Spielman, JD	WR	5-9	180	Fr.	Eden Prairie, Minn. (Eden Prairie)
95	Stille, Ben	DE	6-5	240	Fr.	Ashland, Neb. (Ashland-Greenwood)
86	Stoll, Jack	TE	6-4	235	Fr.	Lone Tree, Colo. (Regis Jesuit)
44	* Stoltenberg, Mick	DL	6-5	290	So.	Gretna, Neb. (Gretna)
35	Stovall, Jeremiah	DB	5-11	175	RFr.	Omaha, Neb. (Creighton Prep)
28	Sullivan, Eli	DB	6-2	190	Fr.	Longmont, Colo. (Longmont)
26	Sutcliffe, Jamie	PK	6-2	190	Sr.	Thousand Oaks, Calif. (Thousand Oaks/Utah/Pierce College)
28	* Taylor, Adam	IB	6-2	210	Jr.	Katy, Texas (Katy)
92	Urbach, Chase	LS	6-3	200	RFr.	Grosse Pointe, Mich. (Grosse Pointe South)
66	** Utter, Dylan	OL	6-1	295	Sr.	Papillion, Neb. (Papillion-La Vista)
49	** Weber, Chris	LB	6-3	230	Jr.	Omaha, Neb. (Elkhorn)
57	Weinmaster, Jacob	LB	6-0	215	RFr.	Loveland, Colo. (Loveland)
1	*** Westerkamp, Jordan	WR	6-0	200	Sr.	Lombard, Ill. (Montini Catholic)
58	* Whitaker, Corey	OL	6-5	295	Sr.	Murrieta, Calif. (Vista Murrieta)
21	* Wilbon, Mikale	IB	5-9	195	So.	Chicago, Ill. (De La Salle Institute)
24	* Williams, Aaron	S	5-11	185	So.	Atlanta, Ga. (Carver)
9	Williams, Keyan	WR	5-10	195	So.	New Orleans, La. (Lusher/Fresno State)
26	** Williams, Kieron	S	6-1	195	Jr.	Shreveport, La. (C.E. Byrd/Air Force Prep)
56	Wilson, Boe	OL	6-3	295	Fr.	Lee's Summit, Mo. (Lee's Summit West)
31	Young, Conor	WR	6-2	170	RFr.	Cozad, Neb. (Cozad)
5	* Young II, Dedrick	LB	6-1	220	So.	Peoria, Ariz. (Centennial)
33	Zlab, Tanner	DB	5-10	195	Sr.	Wilber, Neb. (Wilber-Clatonia)

45	A.J. Natter.....	DE
45	Ty Chaffin.....	WR
47	Branden Hohenstein.....	TE
47	Matt Jarzynka.....	DE
48	Erik Evans.....	DE
48	Ne'Land Smith.....	WR
49	Austin Hemphill.....	FB
49	Chris Weber.....	LB
50	Garret Johns.....	DL
50	John Raridon.....	OL
51	Jared Brugmann.....	LB
52	Josh Banderas.....	LB
53	Alex Boryca.....	LB
54	Creighton Hamik.....	LB
54	Jordan Ober.....	LS
55	Kevin Maurice.....	DT
55	Robby Painter.....	OL
56	Brad Simpson.....	LB
56	Boe Wilson.....	OL
57	Jacob Weinmaster.....	LB
58	Joel Lopez.....	DL
58	Corey Whitaker.....	OL
59	Brody Cleveland.....	LB
59	Jake Kitten.....	OL
61	Bryan Brokop.....	OL
62	Cole Conrad.....	OL
63	Tanner Farmer.....	OL
65	Christian Gaylord.....	OL
66	Dylan Utter.....	OL
67	Jerald Foster.....	OL
68	Nick Gates.....	OL
71	Matt Farniok.....	OL
72	Zach Hannon.....	OL
73	Sam Hahn.....	OL
74	Jalin Barnett.....	OL
75	Fyn Anderson.....	DL
76	Dwayne Johnson Jr.....	OL
76	Dylan Owen.....	DL
77	David Knevel.....	OL
79	Michael Decker.....	OL
80	Brett Classen.....	WR
81	Gabe Rahn.....	WR
82	Alonzo Moore.....	WR
83	David Engelhaupt.....	TE
83	Bryan Reimers.....	WR
84	Sam Cotton.....	TE
85	Matt Snyder.....	TE
86	Jack Stoll.....	TE
87	Brandon Reilly.....	WR
88	Ross Dzuris.....	DE
88	Tyler Hoppes.....	TE
89	Connor Ketter.....	TE
91	Freedom Akinmoladun.....	DE
92	Chase Urbach.....	LS
94	Khalil Davis.....	DT
95	Spencer Lindsay.....	PK
95	Ben Stille.....	DE
96	Carlos Davis.....	DT
97	Logan Rath.....	DT
98	Isaac Armstrong.....	P
98	Collin Miller.....	DE
99	Peyton Newell.....	DT

PRONUNCIATION GUIDE

Freedom Akinmoladun ackin-MOLA-dune
 Quayshon Alexander QUAY-shon
 Lavan Alston Jr. luh-VAN
 Josh Banderas ban-DARE-us
 Alex Boryca burr-ITS-kuh
 Bryan Brokop BRO-kup
 Cethan Carter SEETH-un
 Ty Chaffin CHAY-fin
 Marquel Dismuke mar-KELL dizz-MUKE-ee
 Ross Dzuris duh-ZUHR-iss
 Matt Farniok FAR-nee-ock
 Ryan Freudenburg fried-EN-burg
 Nathan Gerry GARY
 Sam Hahn HAWN
 Todd Honas HO-nuss
 Tyler Hoppes HOP-iss
 Matt Jarzynka Jar-ZINK-uh

Boaz Joseph BOSE
 Joshua Kalu Kuh-loo
 Reid Karel CARE-ull
 Kyle Kasun KAY-sun
 Bo Kitrell KIT-trull
 David Knevel NEV-ull
 Wyatt Mazour MUH-zoo-er
 Graham Nabity NAB-it-tee
 DaiShon Neal DAY-shawn
 Terrell Newby TAIR-ul
 Devine Ozigbo oh-ZIG-bo
 Gabe Rahn RAWN
 Bryan Reimers RHYME-ers
 Jacob Weinmaster WINE-master
 Mikale Wilbon MIK-kale
 Kieron Williams KYE-run
 Dedrick Young DEAD-rik

INDIVIDUAL NEBRASKA RECORD WATCH



TOMMY ARMSTRONG JR.

SENIOR
QUARTERBACK

NEBRASKA CAREER RECORDS

PASSING YARDS

Rk.	Player, Years	Yards
1.	Tommy Armstrong Jr., 2013-pres.	8,455
2.	Taylor Martinez, 2010-13	7,258

COMPLETIONS

Rk.	Player, Years	Comp.
1.	Tommy Armstrong Jr., 2013-pres.	589
2.	Taylor Martinez, 2010-13	575

TOUCHDOWN PASSES

Rk.	Player, Years	TDs
1.	Tommy Armstrong Jr., 2013-pres.	64
2.	Taylor Martinez, 2010-13	56

RUSHING YARDS BY A QUARTERBACK

Rk.	Player, Years	Yards
1.	Eric Crouch, 1998-2001	3,434
2.	Taylor Martinez, 2010-13	2,975
3.	Jammal Lord, 2000-03	2,573
4.	Steve Taylor, 1985-88	2,125
5.	Tommie Frazier, 1992-95	1,955
6.	Tommy Armstrong Jr., 2013-pres.	1,726

TOTAL OFFENSE

Rk.	Player, Years	Yards
1.	Taylor Martinez, 2010-13	10,233
2.	Tommy Armstrong Jr., 2013-pres.	10,181
3.	Eric Crouch, 1998-2001	7,915

TOTAL TOUCHDOWNS

Rk.	Player, Years	TDs
1.	Eric Crouch, 1998-2001	90
2.	Taylor Martinez, 2010-13	87
	Tommy Armstrong Jr., 2013-pres.	87
4.	Tommie Frazier, 1992-95	79

250-YARD PASSING GAMES

Rk.	Player, Years	Games
1.	Tommy Armstrong Jr., 2013-pres.	14
2.	Joe Ganz, 2005-08	11

300-YARD TOTAL OFFENSE GAMES

Rk.	Player, Years	Games
1.	Tommy Armstrong Jr., 2013-pres.	13
2.	Joe Ganz, 2005-08	9
	Taylor Martinez, 2010-13	9

QUARTERBACK STARTS

Rk.	Player, Years	Starts
1.	Taylor Martinez, 2010-13	43
2.	Tommy Armstrong Jr., 2013-pres.	41
3.	Eric Crouch, 1998-2001	38

BIG TEN CAREER RECORDS

TOTAL OFFENSE

Rk.	Player, School, Years	Yards
1.	Drew Brees, Purdue, 1997-2000	12,692
2.	Adam Weber, Minn., 2007-10	11,790
3.	Brett Basanez, NW, 2002-05	11,576
4.	Curtis Painter, Purdue, 2005-08	11,511
5.	Antwaan Randle-El, Ind., 1998-01	11,364
6.	Denard Robinson, Mich., 2009-12	10,745
7.	Nathan Scheelhaase, Ill., 2010-13	10,634
8.	Juice Williams, Illinois, 2006-09	10,594
9.	Chuck Long, Iowa, 1981-85	10,254
10.	Taylor Martinez, Neb., 2010-13	10,233
11.	Tommy Armstrong Jr., 2013-pres.	10,181



DREW BROWN

JUNIOR
PLACE-KICKER

NEBRASKA CAREER RECORDS

FIELD GOALS

Rk.	Player, Years	FGs
1.	Alex Henery, 2007-10	68
2.	Kris Brown, 1995-98	57
3.	Josh Brown, 1999-2002	43
	Drew Brown, 2014-pres.	43
5.	Brett Maher, 2009-12	39

SCORING

Rk.	Player, Pos., Years	Points
1.	Alex Henery, PK, 2007-10	397
--		
6.	Ameer Abdullah, 2011-2014	288
7.	Ahman Green, IB, 1995-97	270
8.	Johnny Rodgers, WR, 1970-72	264
9.	Drew Brown, PK, 2014-pres.	263

CONSECUTIVE FIELD GOALS MADE

Rk.	Player, Year(s)	FGs
1.	Alex Henery, 2009-10	18
2.	Kris Brown, 1997-98	17
3.	Drew Brown, PK, 2015-16	13



NATHAN GERRY

SENIOR
SAFETY

NEBRASKA CAREER RECORD

INTERCEPTIONS

Rk.	Player, Pos., Years	INTs
1.	Dana Stephenson, RCB, 1967-69	14
2.	Josh Bullocks, FS, 2002-04	13
	Nathan Gerry, S, 2013-pres.	13
4.	Bret Clark, S, 1982-84	12
5.	Fabian Washington, CB, 2002-04	11
	Ralph Brown, RCB, 1996-99	11
	Tyrone Byrd, FS, 1989-92	11
	Larry Wachholtz, S, 1964-66	11
	Tom Novak, LB, 1946-49	11

TACKLES

Rk.	Player, Pos., Years	Tackles
1.	Barrett Ruud, LB, 2001-04	432
2.	Jerry Murtaugh, MLB, 1968-70	342
3.	Mike Brown, S, 1996-99	287
4.	Lavonte David, LB, 2010-11	285
5.	Lee Kunz, LB, 1976-78	276
6.	Clete Piller, LB, 1974-76	273
7.	Steve Damkroger, LB, 1979-83	269
8.	Ed Stewart, LB, 1991-94	257
9.	Marc Munford, LB, 1983-86	256
10.	Jim Wightman, LB, 1975-77	254
11.	Nathan Gerry, S, 2013-pres.	249
12.	Trev Alberts, OLB, 1990-93	248

TACKLES BY A DEFENSIVE BACK

Rk.	Player, Pos., Years	Tackles
1.	Mike Brown, S, 1996-99	287
2.	Nathan Gerry, S, 2013-pres.	242
3.	Daniel Bullocks, S, 2002-05	226



JORDAN WESTERKAMP

SENIOR
WIDE RECEIVER

NEBRASKA CAREER RECORDS

RECEPTIONS

Rk.	Player, Pos., Years	Receptions
1.	Kenny Bell, WR, 2011-14	181
2.	Nate Swift, WR, 2005-08	166
3.	Jordan Westerkamp, WR, 2013-pres.	145
4.	Johnny Rodgers, WB, 1970-72	143
5.	Terrence Nunn, WR, 2004-07	136
6.	Marlon Lucky, IB, 2005-08	135

RECEIVING YARDS

Rk.	Player, Years	Yards
1.	Kenny Bell, 2011-14	2,689
2.	Johnny Rodgers, 1970-72	2,479
3.	Nate Swift, 2005-08	2,476
4.	Jordan Westerkamp, 2013-pres.	2,238

TOUCHDOWN RECEPTIONS

Rk.	Player, Pos., Year	TDs
1.	Johnny Rodgers, WB, 1970-72	25
2.	Nate Swift, WR, 2005-08	22
3.	Kenny Bell, WR, 2011-14	21
4.	Jordan Westerkamp, WR, 2013-pres.	17
5.	Maurice Purify, WR, 2006-07	16
6.	Jon Bostick, SE, 1989-91	15
	Quincy Enunwa, WR, 2010-13	15
8.	Todd Millikan, TE, 1985-88	14
	Bobby Thomas, SE, 1974-76	14

100-YARD RECEIVING GAMES

Rk.	Player, Pos., Years	Games
1.	Johnny Rodgers, WB, 1970-72	10
2.	Nate Swift, WR, 2005-08	8
	Jordan Westerkamp, WR, 2013-pres.	8*

*Most by a Husker prior to his senior season

CONSECUTIVE GAMES WITH CATCH

Rk.	Player, Pos., Years	Games
1.	Johnny Rodgers, WB, 1970-72	37
2.	Terrence Nunn, WR, 2004-07	32
	Jordan Westerkamp, WR, 2013-pres.	32*
4.	Kenny Bell, WR, 2012-14	28

*active streak

TRACKING TOMMY

Tommy Armstrong Jr. owns five Nebraska career records - including three marks he's set this season - and he has his sights set on at least three more records.

NEBRASKA CAREER RECORDS

- PASSING YARDS (8,455)
- TOUCHDOWN PASSES (64)
- PASS COMPLETIONS (589)
- 250-YARD PASSING GAMES (14)
- 300-YARD TOTAL OFFENSE GAMES (13)

3 TOTAL TOUCHDOWNS

ERIC CROUCH	90
TOMMY ARMSTRONG JR. (T-2ND)	87

2 CAREER STARTS

TAYLOR MARTINEZ	43
TOMMY ARMSTRONG JR.	41

52 TOTAL OFFENSE

TAYLOR MARTINEZ	10,233
TOMMY ARMSTRONG JR.	10,181

Nationally, Armstrong ranks among the active FBS leaders in several categories, in addition to being the only active FBS player with 8,000 career passing yards and 1,500 career rushing yards.

FBS ACTIVE PLAYER RANKS

TOTAL TOUCHDOWNS (87)	7TH
TOTAL OFFENSE (10,181)	7TH
TOUCHDOWN PASSES (64)	10TH
PASSING YARDS (8,455)	10TH





#1 LAMAR JACKSON • Fr. • DB

 ELK GROVE, CALIF.
FRANKLIN HS

CAREER STATS

		Tackles-----					Fum.				QB
Year	G/S	UT	AT	TT	TFL	Sacks	C-R	BK	PBU	INT	Hry.
2016	8/0	6	1	7	2-14	1.0-11	0-0	0	0	0	0
Totals	8/0	6	1	7	2-14	1.0-11	0-0	0	0	0	0

2016 SEASON NOTES

2016 SINGLE-GAME HIGHS

- » Tackles - 5 vs. Fresno State
- » Tackles for Loss – 2 vs. Fresno State
- » Tackles for Loss – 1.0 vs. Fresno State
- » Pass Breakups – 0
- » Interceptions – 0



#1 JORDAN WESTERKAMP • Sr. • WR

 LOMBARD, ILL.
MONTINI CATHOLIC HS

CAREER RECEIVING STATS

Year	G/S	No.	Yds.	Y/R	Y/G	Long	TDs
2012						Redshirt	
2013	13/1	20	283	14.1	23.6	49 vs. Northwestern	1
2014	13/9	44	747	17.0	57.5	70 at Fresno State	5
2015	13/4	65	918	14.1	70.6	38 vs. Michigan St.	7
2016	6/0	16	290	18.1	48.3	55 vs. Wyoming	4
Totals	45/14	145	2,238	15.4	49.7	70 at Fresno State	17

CAREER HONORS

- » 2015, 2016 Team Captain
- » First-Team All-Big Ten (Phil Steele, 2015)
- » Second-Team All-Big Ten (Coaches, Media, AP, 2015)
- » Academic All-Big Ten (2013, 2014)
- » Big Ten All-Freshman Team (BTN, 2013)
- » Big Ten Freshman of the Week (vs. Northwestern, 2013)
- » Four-Time Nebraska Scholar-Athlete Honor Roll
- » ESPN College Football Play of the Year (Reception vs. Florida Atlantic, 2014)
- » Sports Science Newton Award for Outstanding Reaction (2015)
- » Brook Berringer Citizenship Team (2015, 2016)
- » Tom Osborne Citizenship Team (2015, 2016)

CAREER SINGLE-GAME HIGHS

- » Receptions – 11 vs. Southern Miss (2015)
- » Receiving Yards – 158 at Michigan State (2014)
- » Touchdowns – 2 vs. Wyoming, vs. Oregon (2016)

2016 SINGLE-GAME HIGHS


- » Receptions - 4 vs. Wyoming
- » Receiving Yards – 105 vs. Wyoming
- » Touchdowns – 2 vs. Wyoming, vs. Oregon

2016 SEASON NOTES

- » Fourth player in NU history with 2,000 career receiving yards, joined Kenny Bell (2,689), Johnny Rodgers (2,479), and Nate Swift (2,476) in the 2,000-yard club.
- » Caught three passes for 62 yards at Wisconsin. His three receptions gave him 145 in his career, moving him up to third on the NU receptions list. Passed Johnny Rodgers (143 receptions) in the game.
- » Topped the century mark in receiving yards for the eighth time in his career with 105 yards against Wyoming.
- » Had touchdown receptions of 22 and three yards in the first half against Oregon giving him 17 career touchdown receptions. The 17 TD receptions are fourth in school history.
- » Had a 10-yard touchdown run in the third quarter at Northwestern, marking his first career rushing touchdown. Had two career carries for 16 yards prior to the touchdown run.

2016 GAME-BY-GAME

Opponent	Rec.	Yds	TD	Lg
Fresno State	1	6	0	6
Wyoming	4	105	2	55
Oregon	3	39	2	22
at Northwestern	1	13	0	13
Illinois	4	65	0	28
at Indiana	--	Did Not Play Due to Injury	--	--
Purdue	--	Did Not Play Due to Injury	--	--
at Wisconsin	3	62	0	36
at Ohio State				
Minnesota				
Maryland				
at Iowa				
Totals	16	290	4	55



#3 MARCUS NEWBY • Jr. • LB

 NORTH POTOMAC, MD.
QUINCE ORCHARD HS

CAREER STATS

		Tackles-----					Fum.				QB
Year	G/S	UT	AT	TT	TFL	Sacks	C-R	BK	PBU	INT	Hry.
2013											
2014	9/0	1	2	3	1-9	1.0-9	0-0	0	0	0	2
2015	10/6	17	17	34	5-13	1.0-8	0-0	0	0	0	2
2016	8/2	5	9	14	2-9	1.0-8	0-0	0	1	0	1
Totals	27/8	23	28	51	8-31	3.0-25	0-0	0	1	0	5

CAREER HONORS

- » Nebraska Scholar-Athlete Honor Roll (Spring, 2015)
- » NU Record for Most PBU by a Linebacker (4 vs. Wisconsin, 2015)
- » Brook Berringer Citizenship Team (2015)
- » Tom Osborne Citizenship Team (2015)

2016 SEASON NOTES

CAREER SINGLE-GAME HIGHS

- » Tackles - 8 vs. Michigan State (2015)
- » Tackles for Loss – 1, eight times
- » Sacks - 1.0 at Fresno State (2014), at Rutgers (2015), at Indiana (2016)

2016 SINGLE-GAME HIGHS

- » Tackles - 4 vs. Wyoming
- » Tackles for Loss – 1 at Indiana, at Wisconsin
- » Sacks – 1.0 at Indiana

2016 GAME-BY-GAME

	Tackles--		Sacks-				
Opponent	UT-AT-TT	TFL-Yds	No-Yds	FF-FR-Yds	Int-Yds	PBU	QBH
Fresno State	1-2-3	0-0	0.0-0	0-0-0	0-0	0	1
Wyoming	1-3-4	0-0	0.0-0	0-0-0	0-0	0	0
Oregon	1-2-3	0-0	0.0-0	0-0-0	0-0	0	0
at Northwestern	0-0-0	0-0	0.0-0	0-0-0	0-0	0	0
Illinois	0-0-0	0-0	0.0-0	0-0-0	0-0	0	0
at Indiana	1-0-1	1-8	1.0-8	0-0-0	0-0	0	0
Purdue	0-2-2	0-0	0.0-0	0-0-0	0-0	0	0
at Wisconsin	1-0-1	1-1	0.0-0	0-0-0	0-0	1	0
at Ohio State							
Minnesota							
Maryland							
at Iowa							
Totals	5-9-14	2-9	1.0-8	0-0-0	0-0	1	1

#4 **TOMMY ARMSTRONG JR. • Sr. • QB**CIBOLO, TEXAS
STEELE HS**CAREER STATS****Passing**

Year	G/GS	Comp-Att-Int	Pct.	Yds.	Y/G	LP	TD	Eff.R.
2012								
2013	9/8	68-131-8	51.9	966	107.3	99	9	124.31
2014	13/13	184-345-12	53.3	2,695	207.3	73	22	133.04
2015	12/12	222-402-16	55.2	3,030	252.5	55	22	128.64
2016	8/8	115-217-7	53.0	1,764	220.5	72	11	131.56
Totals	42/41	589-1,095-43	53.8	8,455	201.3	99	64	130.08

Rushing

Year	G/S	Att.	Gain	Loss	Net	Y/A	Y/G	Long	TDs
2012									
2013	9/8	67	277	75	202	3.0	22.4	24 vs. Georgia	2
2014	13/13	145	842	137	705	4.9	54.2	42 vs. McNeese St.	6
2015	12/12	98	563	163	400	4.1	37.6	32 at Illinois	7
2016	8/8	94	509	90	419	4.5	52.4	37 at Northwestern	7
Totals	42/41	404	2,191	464	1,726	4.3	41.1	42 vs. McNeese St.	22

CAREER HONORS

- » 2015 Team Captain
- » Big Ten Player of the Week (vs. Michigan St, 2015; vs. Southern Miss, 2015; at Northwestern, 2016)
- » Rose Bowl Big Ten Player of the Week (Fresno State, 2016)
- » Foster Farms Bowl Offensive MVP (2015 vs. UCLA)
- » Honorable-Mention Big Ten All-Freshman Team (BTN, 2013)
- » Big Ten Freshman of the Week (vs. Michigan, 2013)
- » Nebraska Scholar-Athlete Honor Roll (Fall, 2012)
- » Brook Berringer Citizenship Team (2016)
- » Tom Osborne Citizenship Team (2016)

NEBRASKA RECORDS

- » Career 250-Yard Passing Games (14)
- » Career 300-Yard Passing Games (11)
- » Season 250-Yard Passing Games (tied record, 8 in 2015)
- » Season 300-Yard Passing Games (tied record, 6 in 2015)
- » Junior Class Passing Yards (3,030 in 2015)
- » Sophomore Class Passing Yards (2,695 in 2014)
- » Sophomore Class Passing TDs (22 in 2014)
- » Sophomore Class Total Offense (3,400 in 2014)
- » Bowl Game Passing Yards (381 vs. USC in 2014 Holiday Bowl)
- » Bowl Game Passing Completions (32 vs. USC in 2014 Holiday Bowl)
- » Bowl Game Passing Attempts (51 vs. USC in 2014 Holiday Bowl)
- » Bowl Game Passing TDs (3 vs. USC in 2014 Holiday Bowl)
- » Bowl Game Total Offense (422 vs. USC in 2014 Holiday Bowl)
- » Longest Pass in NU History and NCAA Bowl History (99 yards vs. Georgia, 2014 Gator Bowl)

2016 GAME-BY-GAME

Opponent	----- Passing -----					----- Rushing -----				
	Comp-Att-Int	Yds	TD	Lg		No.	Yds	TD	Lg	
Fresno State	5-10-0	108	1	57		11	42	2	9	
Wyoming	20-34-1	377	3	63		12	12	1	11	
Oregon	17-33-0	200	3	22		16	95	1	34	
at Northwestern	18-29-0	246	1	59		13	132	0	37	
Illinois	16-23-1	220	1	37		8	12	1	13	
at Indiana	10-26-2	208	1	72		11	36	0	12	
Purdue	17-31-1	252	1	40		10	51	1	22	
at Wisconsin	12-31-2	153	0	36		13	39	1	10	
at Ohio State										
Minnesota										
Maryland										
at Iowa										
Totals	115-217-7	1,764	11	72		94	419	7	37	

CAREER SINGLE-GAME HIGHS**Passing**

- » Attempts – 51 vs. USC (2014 Holiday Bowl)
- » Completions – 32 vs. USC (2014 Holiday Bowl)
- » Yards – 381 vs. USC (2014 Holiday Bowl)
- » Touchdowns – 4 at Iowa (2014), at Miami (2015)

Rushing

- » Rushes – 20 at Wisconsin (2014)
- » Yards – 132 at Northwestern (2016)
- » Touchdowns – 2 vs. Michigan State (2015), vs. Fresno State (2016)
- » Long Rush – 42 yards vs. McNeese State (2014)
- » Total Offense – 431 vs. Southern Miss (2015)

2016 SINGLE-GAME HIGHS**Passing**

- » Attempts – 34 vs. Wyoming
- » Completions – 20 vs. Wyoming
- » Yards – 377 vs. Wyoming
- » Touchdowns – 3 vs. Wyoming, vs. Oregon

Rushing

- » Rushes – 16 vs. Oregon
- » Yards – 132 at Northwestern
- » Touchdowns – 2 vs. Fresno State
- » Long Rush – 37 at Northwestern
- » Total Offense – 389 vs. Wyoming

2016 SEASON NOTES

- » Accounted for 192 yards of total offense at Wisconsin, increasing his career total to 10,181 yards of total offense, making him the 11th player in Big Ten history to surpass 10,000 career yards of total offense. His 192 yards of total offense leaves him 52 yards shy of Taylor Martinez's school record of 10,233 yards of total offense.
- » Scored on a two-yard TD run in the fourth quarter at Wisconsin for his 22nd career rushing touchdown and the 87th touchdown he has accounted for in his career. He is tied for second on the NU career touchdowns list at 87 with Taylor Martinez, trailing Eric Crouch's school record by three touchdowns.
- » Threw for 200 yards against Oregon, increased his career passing total to 7,376 yards, setting a Nebraska record for career passing yards. The previous record was 7,258 yards by Taylor Martinez. Enters Saturday with 8,455 career passing yards. He is the 20th player in Big Ten history to pass for 8,000 yards.
- » Owns the career school record of completions, breaking Taylor Martinez's previous Nebraska record of 575.
- » Had one touchdown pass against Purdue, increasing his career TD pass total to 64, building on his NU school record.
- » Had 303 yards of total offense against Purdue, his school record 13th career game with at least 300 yards of total offense.

#5 **DEDRICK YOUNG • So. • LB**PEORIA, ARIZ.
CENTENNIAL HS**CAREER STATS**

Year	G/S	-----Tackles-----					Fum.		QB	
		UT	AT	TT	TFL	Sacks	C-R	BK	PBU	INT Hry.
2015	12/11	25	36	61	5-8	0.0-0	0-0	0	3	0
2016	8/8	28	17	45	4-5	1.0-3	1-0	0	4	0
Totals	20/19	53	53	106	9-13	1.0-3	1-0	0	7	0

2016 GAME-BY-GAME

Opponent	--Tackles--		-Sacks-		FF-FR-Yds	Int-Yds	PBU	QBH
	UT-AT-TT	TFL-Yds	No-Yds					
Fresno State	5-1-6	0-0	0.0-0		0-0-0	0-0	0	1
Wyoming	2-2-4	0-0	0.0-0		1-0-0	0-0	0	1
Oregon	2-2-4	0-0	0.0-0		0-0-0	0-0	0	0
at Northwestern	6-1-7	1-1	0.0-0		0-0-0	0-0	1	0
Illinois	2-4-6	0-0	0.0-0		0-0-0	0-0	1	0
at Indiana	3-1-4	2-3	1.0-3		0-0-0	0-0	0	0
Purdue	5-6-11	0-0	0.0-0		0-0-0	0-0	2	0
at Wisconsin	3-0-3	1-1	0.0-0		0-0-0	0-0	0	0
at Ohio State								
Minnesota								
Maryland								
at Iowa								
Totals	28-17-45	4-5	1.0-3		1-0-0	0-0	4	2

CAREER HONORS

- » Big Ten All-Freshman Team (BTN.com, ESPN.com)
- » Nebraska Newcomer of the Year Award (2015)
- » NU Record for Most Tackles by a True Freshman (61, 2015)
- » Nebraska Scholar-Athlete Honor Roll (Spring, 2015)
- » Brook Berringer Citizenship Team (2016)
- » Tom Osborne Citizenship Team (2016)

2016 SEASON NOTES

- » Recorded his first career sack at Indiana, a three-yard loss in the second quarter.
- » Tied a career high with 11 tackles against Purdue and led the Huskers in pass breakups with two.

CAREER SINGLE-GAME HIGHS

- » Tackles - 11 at Illinois (2015), vs. Purdue (2016)
- » Tackles for Loss – 2 at Illinois (2015), at Rutgers (2015), at Indiana (2016)
- » Sacks – 1.0 at Indiana (2016)

2016 SINGLE-GAME HIGHS

- » Tackles - 11 vs. Purdue
- » Tackles for Loss – 2 at Indiana
- » Sacks – 1.0 at Indiana



#8 CHRIS JONES • Jr. • DB

 JACKSONVILLE, FLA.
SANDALWOOD HS

CAREER STATS

Year	G/S	Tackles					Fum.		QB		
		UT	AT	TT	TFL	Sacks	C-R	BK	PBU	INT	Hry.
2014	12/0	5	2	7	0	0.0-0	0-1	0	0	0	0
2015	13/7	21	4	25	2-7	1.0-5	0-0	0	5	2	0
2016	8/8	21	2	23	2-3	1.0-2	0-0	1	7	3	0
Totals	33/15	47	8	55	4-10	2.0-7	0-1	1	12	5	0

CAREER HONORS

- » Academic All-Big Ten (2015)
- » Nebraska Scholar-Athlete Honor Roll (Fall 2015; Spring 2015)

2016 SEASON NOTES

- » Interception in each of the first two games of 2016.
- » Career-high six tackles against Oregon, previous high was three.
- » Career-high two TFLs, career-high two breakups and second career sack at Northwestern.
- » Had a 33-yard interception return for a touchdown in the first quarter at Indiana. Also matched a career high with a pair of pass breakups.

CAREER SINGLE-GAME HIGHS

- » Tackles - 6 vs. Oregon (2016)
- » Interceptions - 1, five times
- » Pass Breakups - 2 at Northwestern (2016), at Indiana (2016)
- » Tackles for Loss - 2 at Northwestern (2016)
- » Sacks - 1.0-5 vs. Southern Miss (2015); 1.0-2 at Northwestern (2016)

2016 SINGLE-GAME HIGHS

- » Tackles - 6 vs. Oregon
- » Interceptions - 1 vs. Fresno State, vs. Wyoming, at Indiana
- » Pass Breakups - 2 at Northwestern, at Indiana
- » Tackles for Loss - 2 at Northwestern
- » Sacks: 1.0-2 at Northwestern

2016 GAME-BY-GAME

Opponent	Tackles		Sacks		FF-FR-Yds	Int-Yds	PBU	QBH
	UT-AT-TT	TFL-Yds	No-Yds	FF-FR-Yds				
Fresno State	1-0-1	0-0	0.0-0	0-0-0	1-0	1	0	
Wyoming	1-0-1	0-0	0.0-0	0-0-0	1-27	0	0	
Oregon	5-1-6	0-0	0.0-0	0-0-0	0-0	1	0	
at Northwestern	3-0-3	2-3	1.0-2	0-0-0	0-0	2	0	
Illinois	2-0-2	0-0	0.0-0	0-0-0	0-0	0	0	
at Indiana	2-0-2	0-0	0.0-0	0-0-0	1-33	2	0	
Purdue	2-1-3	0-0	0.0-0	0-0-0	0-0	1	0	
at Wisconsin	5-0-5	0-0	0.0-0	0-0-0	0-0	0	0	
at Ohio State								
Minnesota								
Maryland								
at Iowa								
Totals	21-2-23	2-3	1.0-2	0-0-0	3-60	7	0	



#8 STANLEY MORGAN JR. • So. • WR

 NEW ORLEANS, LA.
ST. AUGUSTINE HS

CAREER STATS

Year	G/S	No.	Yds.	Y/R	Y/G	Long	TDs
2015	13/3	25	304	12.2	23.4	33 at Miami	3
2016	8/6	23	329	14.3	41.1	72 at Indiana	1
Totals	21/9	48	633	13.2	29.9	72 at Indiana	4

CAREER HONORS

- » BTN.com All-Freshman Team (2015)
- » Nebraska Newcomer of the Year (2015)

2016 GAME-BY-GAME

Opponent	Rec.	Yds	TD	Lg
Fresno State	1	11	0	11
Wyoming	2	17	0	9
Oregon	3	35	0	20
at Northwestern	4	33	0	10
Illinois	3	39	0	18
at Indiana	3	93	1	72
Purdue	2	43	0	28
at Wisconsin	5	58	0	25
at Ohio State				
Minnesota				
Maryland				
at Iowa				
Totals	23	329	1	72

CAREER SINGLE-GAME HIGHS

- » Receptions - 5 at Wisconsin (2016)
- » Receiving Yards - 93 at Indiana (2016)
- » Touchdowns - 1, four times

2016 SINGLE-GAME HIGHS

- » Receptions - 5 at Wisconsin
- » Receiving Yards - 93 at Indiana
- » Touchdowns - 1 at Indiana

2016 SEASON NOTES

- » Had a career-high five catches for 58 yards at Wisconsin, including four catches for 56 yards in the fourth quarter.
- » Had a career-long 72-yard touchdown reception at Indiana. It marked Nebraska's longest play this season. He finished the day with three catches for a career-high 93 yards.



#10 JOSHUA KALU • Jr. • CB

 HOUSTON, TEXAS
ALIEF TAYLOR HS

CAREER STATS

Year	G/S	Tackles					Fum.		QB		
		UT	AT	TT	TFL	Sacks	C-R	BK	PBU	INT	Hry.
2014	13/2	20	7	27	1-1	0.0-0	2-1	0	3	1	1
2015	13/13	51	24	75	5-27	1.0-8	0-0	1	7	3	1
2016	8/8	29	10	39	1-6	1.0-6	0-0	0	4	1	2
Totals	34/23	100	41	141	7-34	2.0-14	2-1	1	14	5	4

CAREER HONORS

- » Lott IMPACT Trophy Watch List (2016)
- » Honorable-Mention All-Big Ten (Coaches, 2015)
- » Academic All-Big Ten (2015)
- » Nebraska Scholar-Athlete Honor Roll (Spring, 2015)
- » Brook Berringer Citizenship Team (2015, 2016)
- » Tom Osborne Citizenship Team (2015, 2016)

2016 SEASON NOTES

- » Had a six-yard sack against Fresno State, marking his second career sack.
- » Recorded first interception of 2016 at Northwestern, the fifth of his career.

CAREER SINGLE-GAME HIGHS

- » Tackles - 9 vs. BYU (2015), vs. Wisconsin (2015)
- » Tackles for Loss - 2 vs. BYU (2015)
- » Pass Breakups - 4 vs. Wisconsin (2015)
- » Interceptions - 1, five times
- » Long Interception Return - 41 yds. (TD) at Minnesota (2015)

2016 SINGLE-GAME HIGHS

- » Tackles - 7 vs. Fresno State, at Northwestern, at Indiana
- » Tackles for Loss - 1 vs. Fresno State
- » Pass Breakups - 1 vs. Fresno State, vs. Wyoming, vs. Illinois, at Indiana
- » Interceptions - 1 at Northwestern

2016 GAME-BY-GAME

Opponent	Tackles		Sacks		FF-FR-Yds	Int-Yds	PBU	QBH
	UT-AT-TT	TFL-Yds	No-Yds	FF-FR-Yds				
Fresno State	6-1-7	1-6	1.0-6	0-0-0	0-0	1	2	
Wyoming	1-2-3	0-0	0.0-0	0-0-0	0-0	1	0	
Oregon	1-0-1	0-0	0.0-0	0-0-0	0-0	0	0	
at Northwestern	5-2-7	0-0	0.0-0	0-0-0	1-0	0	0	
Illinois	3-1-4	0-0	0.0-0	0-0-0	0-0	1	0	
at Indiana	7-0-7	0-0	0.0-0	0-0-0	0-0	1	0	
Purdue	2-2-4	0-0	0.0-0	0-0-0	0-0	0	0	
at Wisconsin	4-2-6	0-0	0.0-0	0-0-0	0-0	0	0	
at Ohio State								
Minnesota								
Maryland								
at Iowa								
Totals	29-10-39	1-6	1.0-6	0-0-0	1-0	4	2	

#11 **CETHAN CARTER • Sr. • TE**NEW ORLEANS, LA.
ARCHBISHOP RUMMEL HS**CAREER STATS**

Year	G/S	No.	Yds.	Y/R	Y/G	Long	TDs
2013	13/6	10	127	12.7	9.8	26 vs. S. Dakota St.	0
2014	9/8	6	98	16.3	10.9	34 at Iowa	1
2015	11/11	24	329	13.7	29.9	55 at Illinois	2
2016	5/5	10	101	10.1	20.2	27 at Northwestern	1
Totals	38/30	50	655	13.1	17.2	55 at Illinois	4

CAREER HONORS

- » Honorable-Mention All-Big Ten (Media, 2015)
- » Nebraska Most Improved Player (2015)
- » True Freshman All-American (247Sports, 2013)
- » Honorable-Mention Big Ten All-Freshman Team (BTN, 2013)

2016 GAME-BY-GAME

Opponent	Rec.	Yds	TD	Lg
Fresno State	0	0	0	0
Wyoming	2	20	0	11
Oregon	5	48	0	21
at Northwestern	2	31	1	27
Illinois	1	2	0	2
at Indiana	--	Did Not Play Due to Injury	--	--
Purdue	--	Did Not Play Due to Injury	--	--
at Wisconsin	--	Did Not Play Due to Injury	--	--
at Ohio State				
Minnesota				
Maryland				
at Iowa				
Totals	10	101	1	27

CAREER SINGLE-GAME HIGHS


- » Receptions - 5 vs. Oregon
- » Receiving Yards - 75 vs. Iowa (2015)
- » Touchdowns - 1, five times

2016 SINGLE-GAME HIGHS

- » Receptions - 5 vs. Oregon
- » Receiving Yards - 48 vs. Oregon
- » Touchdowns - 1 at Northwestern

2016 SEASON NOTES

- » Caught five passes for 48 yards against Oregon, setting a career high for receptions.
- » Caught his first touchdown of the 2016 season and the fourth of his career at Northwestern. Also added a 16-yard rush against the Wildcats.
- » Caught his 50th career pass against Illinois, becoming the eight tight end in school history to reach 50 career receptions.

#15 **DE'MORNAY PIERSON-EL • Jr. • WR/PR**ALEXANDRIA, VA.
WEST POTOMAC HS**CAREER STATS**

Receiving							
Year	G/S	No.	Yds.	Y/R	Y/G	Long	TDs
2014	13/6	23	321	14.0	24.7	46 at Northwestern	4
2015	5/1	12	111	9.3	22.2	19 vs. Wisconsin	1
2016	8/4	10	144	14.4	18.0	40 vs. Purdue	1
Totals	26/11	45	586	13.0	22.5	46 at Northwestern	6

Punt Returns

Year	G/S	No.	Yds.	Y/R	Y/G	Long	TDs
2014	13/6	34	596	17.5	45.8	86 at Fresno State	3
2015	5/1	4	48	12.0	9.6	42 at Minnesota	0
2016	8/4	15	145	9.7	18.1	45 vs. Oregon	0
Totals	26/11	53	789	14.9	30.3	86 at Fresno State	3

CAREER HONORS

- » Second-Team All-American (USA Today, SI, FWAA, 2014)
- » Third-Team All-American (Athlon, 2014)
- » Freshman All-American (Scout, 247Sports, USA Today, 2014)
- » 2014 Jet Award Punt Returner of the Year
- » 2x Big Ten Special Teams Player of the Week (Fresno State, Iowa, 2014)
- » NU Freshman Record - Long Punt Return, Punt Return Yards & TDs
- » NU Bowl Record for Receptions (8 vs. USC, 2014 Holiday Bowl)
- » Nebraska Special Teams MVP (2015)
- » Nebraska Scholar-Athlete Honor Roll (Fall, 2014)
- » Nebraska Student-Athlete HERO Leadership Award (2015)
- » Brook Berringer Citizenship Team (2015, 2016)
- » Tom Osborne Citizenship Team (2015, 2016)

2016 GAME-BY-GAME

Opponent	Receiving				Punt Returns			
	No.	Yds	TD	Lg	No.	Yds	TD	Lg
Fresno State	0	0	0	0	0	0	0	0
Wyoming	1	9	0	9	0	0	0	0
Oregon	1	11	0	11	3	42	0	45
at Northwestern	3	31	0	12	0	0	0	0
Illinois	1	10	0	10	3	42	0	27
at Indiana	0	0	0	0	4	25	0	15
Purdue	3	69	1	40	1	0	0	0
at Wisconsin	1	14	0	14	4	36	0	15
at Ohio State								
Minnesota								
Maryland								
at Iowa								
Totals	10	144	1	40	15	145	0	45

CAREER SINGLE-GAME HIGHS

- » Receptions - 8 vs. USC (2014 Holiday Bowl)
- » Receiving Yards - 102 vs. USC (2014 Holiday Bowl)
- » Receiving TDs - 1, six times

2016 SINGLE-GAME HIGHS

- » Receptions - 3 at Northwestern, vs. Purdue
- » Receiving Yards - 69 vs. Purdue
- » Receiving TDs - 1 vs. Purdue

- » Punt Return Yards - 150 at Fresno State
- » Punt Return TDs - 1, three times

- » Punt Return Yards - 42 vs. Oregon, vs. Illinois
- » Punt Return TDs - 0

- » All-Purpose Yards - 150, twice

- » All-Purpose Yards - 69 vs. Purdue

2016 SEASON NOTES

- » Had a 45-yard punt return in the second quarter against Oregon to set up a Nebraska touchdown. His 45-yard return was the 10th return of his career of at least 25 yards. Added his 11th with a 27-yard return against Illinois. Had eight returns of 25 yards or more in 2014, one in 2015 and two this season.
- » Caught a season-high 40-yard pass for his first touchdown of the season against Purdue. Was the longest reception since his freshman season, when he caught a career-long 46 yard pass at Northwestern in 2014. Had three receptions for a season-high 69 receiving yards against the Boilermakers.



#15 MICHAEL ROSE-IVEY • Sr. • LB

 KANSAS CITY, MO.
ROCKHURST HS

CAREER STATS

		(------Tackles-----)					Fum.				QB
Year	G/S	UT	AT	TT	TFL	Sacks	C-R	BK	PBU	INT	Hry.
2012		Redshirt									
2013	12/7	39	27	66	6-8	0.0-0	0-0	0	1	0	2
2014		Injured--Did Not Play									
2015	7/3	11	16	27	3-3	0.0-0	0-0	0	1	0	1
2016	8/3	15	21	36	5-8	0.5-4	0-0	0	0	0	0
Totals	27/13	65	64	129	14-19	0.5-4	0-0	0	2	0	3

CAREER HONORS

- » Big Ten All-Freshman Team (BTN, 2013)
- » Nebraska Freshman Tackle Record (66, 2013)
- » Academic All-Big Ten (2013)
- » Nebraska Scholar-Athlete Honor Roll (Fall, 2012)
- » Nebraska Student-Athlete HERO Leadership Award (2013)
- » Brook Berringer Citizenship Team (2013)

2016 SEASON NOTES

- » Shared first career sack against Wyoming.
- » Season-high eight tackles at Wisconsin.

CAREER SINGLE-GAME HIGHS

- » Tackles – 17 vs. Iowa (2013)
- » Solo Tackles – 8 vs. Iowa (2013)
- » Tackles for Loss – 4 vs. Iowa (2013)
- » Sacks – 0.5 vs. Wyoming (2016)

2016 SINGLE-GAME HIGHS

- » Tackles – 8 at Wisconsin
- » Tackles for Loss – 1 vs. Wyoming, vs. Oregon, at Northwestern, vs. Illinois
- » Sacks – 0.5 vs. Wyoming

2016 GAME-BY-GAME

Opponent	Tackles		TFL-Yds	Sacks		FF-FR-Yds	Int-Yds	PBU	QBH
	UT-AT-TT	No-Yds		No-Yds	FF-FR-Yds				
Fresno State	0-1-1	0-0	0.0-0	0-0-0	0-0-0	0-0	0	0	
Wyoming	2-3-5	1-4	0.5-4	0-0-0	0-0	0	0		
Oregon	4-2-6	1-3	0.0-0	0-0-0	0-0	0	0		
at Northwestern	0-2-2	1-0	0.0-0	0-0-0	0-0	0	0		
Illinois	1-5-6	1-1	0.0-0	0-0-0	0-0	0	0		
at Indiana	1-3-4	1-0	0.0-0	0-0-0	0-0	0	0		
Purdue	1-3-4	0-0	0.0-0	0-0-0	0-0	0	0		
at Wisconsin	6-2-8	0-0	0.0-0	0-0-0	0-0	0	0		
at Ohio State									
Minnesota									
Maryland									
at Iowa									
Totals	15-21-36	5-8	0.5-4	0-0-0	0-0	0	0	0	0



#16 ANTONIO REED • So. • S

 MEMPHIS, TENN.
SOUTHAVEN HS

CAREER STATS

Year	G/S	Tackles					Fum.		PBU	INT	QB Hry.
		UT	AT	TT	TFL	Sacks	C-R	BK			
2015	13/0	9	1	10	0-0	0.0-0	2-0	0	0	0	0
2016	6/0	6	3	9	0-0	0.0-0	0-0	0	1	0	1
Totals	19/0	15	4	19	0-0	0.0-0	2-0	0	1	0	1

2016 SEASON NOTES

»

CAREER SINGLE-GAME HIGHS

- » Tackles – 4 vs. UCLA (2015)
- » Tackles for Loss – 0
- » Pass Breakups – 1 vs. Purdue (2016)
- » Interceptions – 0

2016 SINGLE-GAME HIGHS

- » Tackles – 3 at Northwestern
- » Tackles for Loss – 0
- » Pass Breakups – 1 vs. Purdue
- » Interceptions – 0



#17 RYKER FYFE • Sr. • QB

 GRAND ISLAND, NEB.
GRAND ISLAND HS

CAREER STATS

CAREER STATS

Passing									
Year	G/GS	Comp-Att-Int	Pct.	Yds.	Y/G	LP	TD	Eff.R.	
2012		Redshirt							
2013	1/0	1-1-0	100.0	5	5.0	5	0	140.03	
2014	7/0	4-10-0	40.0	40	5.7	12	1	106.60	
2015	2/1	34-55-5	61.8	440	220	52	5	140.84	
2016	3/0	2-5-0	40.0	41	13.7	35	1	174.88	
Totals	13/1	41-71-5	57.7	526	40.5	52	7	138.43	

Rushing

Year	G/S	Att.	Gain	Loss	Net	Y/A	Y/G	Long	TDs
2012		Redshirt							
2013	1/0	1	3	0	3	3.0	3.0	3 vs. S. Dakota St.	0
2014	7/0	7	52	5	47	6.7	6.7	15 vs. Fla. Atlantic	0
2015	2/1	7	15	50	-35	-5.0	-17.5	7 at Purdue	0
2016	3/0	1	5	0	5	5.0	1.7	5 vs. Fresno State	0
Totals	13/1	16	75	55	20	1.3	1.5	15 vs. Fla. Atlantic	0

CAREER HONORS

- » Nebraska Scholar-Athlete Honor Roll (Fall, 2012)
- » Brook Berringer Citizenship Team (2013)
- » Nebraska Student-Athlete HERO Leadership Award (2013)

2016 SEASON NOTES

- » Threw a 35-yard touchdown pass on his only attempt against Wyoming.

CAREER SINGLE-GAME HIGHS

Passing

- » Attempts – 48 at Purdue (2015)
- » Completions – 29 at Purdue (2015)
- » Yards – 407 at Purdue (2015)
- » Touchdowns – 4 at Purdue (2015)

Rushing

- » Rushes – 7 at Purdue (2015)
- » Yards – 29 vs. Florida Atlantic (2014)

2016 SINGLE-GAME HIGHS

Passing

- » Attempts – 3 vs. Fresno State
- » Completions – 1 vs. Fresno State, vs. Wyoming
- » Yards – 35 vs. Wyoming
- » Touchdowns – 1 vs. Wyoming

Rushing

- » Rushes – 1 vs. Fresno State
- » Yards – 5 vs. Fresno State



#18 TRE BRYANT • Fr. • IB

ST. LOUIS, MO.
CHRISTIAN BROTHERS COLLEGE

CAREER STATS

Rushing

Year	G/S	Att.	Gain	Loss	Net	Y/A	Y/G	Long	TDs
2016	8/0	18	80	5	75	4.2	10.7	13 vs. Fresno State	1
Totals	8/0	18	80	5	75	4.2	10.7	13 vs. Fresno State	1

Kick Returns

Year	G/S	No.	Yds.	Y/R	Y/G	Long	TDs
2016	8/0	12	298	24.8	37.3	59 vs. Purdue	0
Totals	8/0	12	298	24.8	37.3	59 vs. Purdue	0

2016 GAME-BY-GAME

Opponent	----- Rushing -----				----- Kick Returns -----			
	No.	Yds	TD	Lg	No.	Yds	TD	Lg
Fresno State	5	36	1	13	1	32	0	32
Wyoming	7	34	0	11	2	41	0	24
Oregon	1	4	0	4	1	19	0	19
at Northwestern	0	0	0	0	1	21	0	21
Illinois	0	0	0	0	1	30	0	30
at Indiana	5	1	0	2	3	62	0	24
Purdue	0	0	0	0	1	59	0	59
at Wisconsin	0	0	0	0	2	34	0	19
at Ohio State								
Minnesota								
Maryland								
at Iowa								
Totals	18	75	1	13	12	298	0	59

2016 SEASON NOTES

- » Had first career rushing touchdown in season-opening win over Fresno State.
- » Had a 59-yard kickoff return to open the second half against Purdue. The 59-yard return was a season-long for Nebraska and the longest by a Husker since Ameer Abdullah had a 76-yard kickoff return against Rutgers in 2014.

2016 SINGLE-GAME HIGHS

- » Rushes – 5 vs. Fresno State
- » Rushing Yards – 36 vs. Fresno State
- » Rushing TDs – 1 vs. Fresno State
- » Kick Return Yards – 59 vs. Purdue
- » Kick Return TDs – 0
- » All-Purpose Yards – 68 vs. Fresno State



#21 MIKALE WILBON • So. • IB

CHICAGO, ILL.
DE LA SALLE INSTITUTE

CAREER STATS

Year	G/S	Att.	Gain	Loss	Net	Y/A	Y/G	Long	TDs
2014									
			Redshirt						
2015	4/0	9	42	7	35	3.9	17.5	19 vs. South Alabama	0
2016	7/0	11	77	0	77	11.0	7.0	32 at Northwestern	0
Totals	11/0	20	119	7	112	5.6	11.2	32 at Northwestern	0

CAREER HONORS

- » 2014 Nebraska Offensive Scout Team MVP

2016 SEASON NOTES

»

CAREER SINGLE-GAME HIGHS

- » Rushes - 6 vs. BYU (2015), at Northwestern (2016)
- » Rushing Yards – 55 at Northwestern (2016)
- » Rushing Touchdowns - 0

2016 SINGLE-GAME HIGHS

- » Rushes - 6 at Northwestern
- » Rushing Yards – 55 at Northwestern
- » Rushing Touchdowns – 0



#22 DEVINE OZIGBO • So. • IB

SACHSE, TEXAS
SACHSE HS

CAREER STATS

Year	G/S	Att.	Gain	Loss	Net	Y/A	Y/G	Long	TDs
2015	11/0	38	212	3	209	5.5	19.0	31 at Illinois	1
2016	8/1	87	362	9	353	4.1	44.1	35 vs. Illinois	5
Totals	19/1	125	574	12	562	4.5	29.6	35 at Illinois	6

2016 GAME-BY-GAME

Opponent	----- Rushing -----				----- Receiving -----			
	No.	Yds	TD	Lg	No.	Yds	TD	Lg
Fresno State	17	103	2	17	1	5	0	5
Wyoming	15	44	1	9	1	39	0	39
Oregon	21	95	1	12	1	8	0	8
at Northwestern	13	41	0	15	0	0	0	0
Illinois	10	35	0	35	1	37	0	37
at Indiana	1	2	0	2	0	0	0	0
Purdue	0	0	0	0	0	0	0	0
at Wisconsin	10	33	1	16	0	0	0	0
at Ohio State								
Minnesota								
Maryland								
at Iowa								
Totals	87	353	5	35	4	89	0	39

2016 SEASON NOTES

- » Rushed 17 times for a career-high 103 yards and a career-best two touchdowns against Fresno State. Had one rushing touchdown last season as a true freshman.
- » Made first career start against Wyoming. Rushed for 44 yards and one touchdown on 15 carries. Also caught a 39-yard pass.
- » Ran for 95 yards and one touchdown on a career-high 21 carries against Oregon.
- » Had a 37-yard reception against Illinois, his second reception of over 30 yards this season.

CAREER SINGLE-GAME HIGHS

- » Rushes - 21 vs. Oregon (2016)
- » Rushing Yards – 103 vs. Fresno State (2016)
- » Rushing Touchdowns – 2 vs. Fresno State (2016)

2016 SINGLE-GAME HIGHS

- » Rushes - 21 vs. Oregon
- » Rushing Yards – 103 vs. Fresno State
- » Rushing Touchdowns – 2 vs. Fresno State



#24 AARON WILLIAMS • So. • S

 ATLANTA, GA.
CARVER HS

CAREER STATS

Year	G/S	-----Tackles-----					Fum.		PBU	INT	QB Hry.
		UT	AT	TT	TFL	Sacks	C-R	BK			
2015	13/3	17	7	24	3-9	0.0-0	0-0	0	0	0	0
2016	7/6	15	14	29	3-16	1.0-13	0-0	0	3	3	0
Totals	20/9	32	18	50	6-25	1.0-13	0-0	0	3	3	0

CAREER HONORS

» Nebraska Scholar-Athlete Honor Roll (Spring, 2015)

2016 SEASON NOTES

» Had his first career interception against Wyoming.
 » Matched a career high with seven tackles at Northwestern and also notched his second career interception.
 » Had a 13-yard sack in the third quarter at Indiana, marking his first career sack. Also sealed the win with a fourth-quarter interception, his third interception this season.

CAREER SINGLE-GAME HIGHS


» Tackles - 7 at Purdue (2015), at Northwestern (2016)
 » Tackles for Loss - 1, six times
 » Sacks - 1.0 at Indiana (2016)
 » Pass Breakups - 1, three times
 » Interceptions - 1 vs. Wyoming, at Northwestern, at Indiana (all in 2016)

2016 SINGLE-GAME HIGHS

» Tackles - 7 at Northwestern
 » Tackles for Loss - 1, three times
 » Sacks - 1.0 at Indiana
 » Pass Breakups - 1, three times
 » Interceptions - 1 vs. Wyoming, at Northwestern, at Indiana

2016 GAME-BY-GAME

Opponent	--Tackles--		-Sacks-		FF-FR-Yds	Int-Yds	PBU	QBH
	UT-AT-TT	TFL-Yds	No-Yds	FF-FR-Yds				
Fresno State	3-2-5	1-1	0.0-0	0-0-0	0-0-0	0-0	1	0
Wyoming	0-0-0	0-0	0.0-0	0-0-0	0-0-0	1-4	1	0
Oregon	0-4-4	0-0	0.0-0	0-0-0	0-0-0	0-0	0	0
at Northwestern	5-2-7	1-2	0.0-0	0-0-0	1-0	1-0	1	0
Illinois	0-3-3	0-0	0.0-0	0-0-0	0-0-0	0-0	1	0
at Indiana	2-0-2	1-13	1.0-13	0-0-0	1-4	0-0	0	0
Purdue	1-2-3	0-0	0.0-0	0-0-0	0-0-0	0-0	0	0
at Wisconsin	4-1-5	0-0	0.0-0	0-0-0	0-0-0	0-0	0	0
at Ohio State								
Minnesota								
Maryland								
at Iowa								
Totals	15-14-29	3-16	1.0-13	0-0-0	3-8	4	0	



#25 NATE GERRY • Sr. • S

 SIOUX FALLS, S.D.
WASHINGTON HS

CAREER STATS

Year	G/S	-----Tackles-----					Fum.		PBU	INT	QB Hry.
		UT	AT	TT	TFL	Sacks	C-R	BK			
2013	13/3	18	14	32	2-3	0.0-0	0-0	0	0	0	1
2014	13/13	49	39	88	7-9	0.5-2	2-1	0	4	5	3
2015	13/13	49	30	79	3-12	1.0-9	1-0	0	7	4	0
2016	7/7	31	19	50	7-7	0.5-1	0-0	0	6	4	1
Totals	46/36	147	102	249	19-31	2.0-12	3-1	0	17	13	5

CAREER HONORS

» 2015, 2016 Team Captain
 » Third-Team All-Big Ten (Media, 2015)
 » 2015 Lott Trophy Watch List
 » Second-Team All-Big Ten (Media, 2014)
 » Honorable-Mention All-Big Ten (Coaches, 2014, 2015)
 » Big Ten Defensive Player of the Week (Iowa, 2014; Wyoming, 2016)
 » Nebraska Defensive Co-MVP (2014)
 » Honorable-Mention Big Ten All-Freshman Team (BTN, 2013)
 » Brook Berringer Citizenship Team (2016)
 » Tom Osborne Citizenship Team (2016)

2016 SEASON NOTES

» Intercepted a pair of passes in the fourth quarter against Wyoming, marking his 10th and 11th career interceptions.
 » Topped 200 career total tackles against Wyoming. The fifth Husker defensive back to record 200 career tackles.
 » Had two fourth-quarter interceptions, giving him four interceptions in 2016 and 13 in his career.
 » Had two fourth quarter interceptions at Wisconsin, giving him 13 for his career. Moved into a tie for second with Josh Bullocks on the Nebraska career interceptions list. He trails only Dana Stephenson (14) on the list.
 » Had seven tackles at Wisconsin, increasing his career total to 249, leaving him five tackles shy of the top 10 on the Nebraska career tackles list.

CAREER SINGLE-GAME HIGHS

» Tackles - 15 at Iowa (2014)
 » Tackles for Loss - 4 at Purdue (2013)
 » Pass Breakups - 2, five times
 » Interceptions - 2 vs. Wyoming (2016), at Wisconsin (2016)
 » Long Interception Return - 54 vs. Illinois (2014)

2016 SINGLE-GAME HIGHS

» Tackles - 9 vs. Oregon
 » Tackles for Loss - 2 vs. Oregon, at Northwestern
 » Pass Breakups - 2 at Northwestern
 » Interceptions - 2 vs. Wyoming, at Wisconsin.

2016 GAME-BY-GAME

Opponent	--Tackles--		-Sacks-		FF-FR-Yds	Int-Yds	PBU	QBH
	UT-AT-TT	TFL-Yds	No-Yds	FF-FR-Yds				
Fresno State		-- Did Not Play --						
Wyoming	4-3-7	1-1	0.0-0	0-0-0	2-8	1	1	0
Oregon	4-5-9	2-2	0.0-0	0-0-0	0-0	1	0	0
at Northwestern	5-3-8	2-2	0.5-1	0-0-0	0-0	2	0	0
Illinois	3-2-5	0-0	0.0-0	0-0-0	0-0	0	0	0
at Indiana	6-2-8	2-2	0.0-0	0-0-0	0-0	0	1	0
Purdue	2-4-6	0-0	0.0-0	0-0-0	0-0	1	0	0
at Wisconsin	7-0-7	0-0	0.0-0	0-0-0	2-10	1	0	0
at Ohio State								
Minnesota								
Maryland								
at Iowa								
Totals	31-19-50	7-7	0.5-1	0-0-0	4-18	6	1	

#26 **KIERON WILLIAMS • Jr. • S**SHREVEPORT, LA.
AIR FORCE PREP/C.E. BYRD HS

CAREER STATS

Year	G/S	(-----Tackles-----)					Fum.		QB		
		UT	AT	TT	TFL	Sacks	C-R	BK	PBU	INT	Hry.
2014	13/0	4	5	9	1-1	0.0-0	0-0	3	0	0	0
2015	13/0	5	2	7	0-0	0.0-0	0-0	0	0	0	0
2016	8/7	32	17	49	3-2	0.0-0	0-0	0	2	4	0
Totals	34/7	41	24	65	4-3	0.0-0	0-0	3	2	4	0

CAREER HONORS

- » Brook Berringer Citizenship Team (2015, 2016)
- » Tom Osborne Citizenship Team (2015, 2016)

2016 SEASON NOTES

- » Had a career-high 10 tackles and his first career interception against Fresno State. Matched it with 10 solo stops at Indiana
- » Had a 23-yard interception return for a touchdown against Wyoming. Was Nebraska's first INT for a touchdown since Joshua Kalu had a 41-yard pick-six at Minnesota in 2015.
- » Had an interception on the first play of the game against Purdue and a pick in the fourth quarter to help seal the win. His four interceptions lead the Huskers.

CAREER SINGLE-GAME HIGHS

- » Tackles - 10 vs. Fresno State (2016), at Indiana (2016)
- » Tackles for Loss - 1, four times
- » Pass Breakups - 1 vs. Oregon
- » Interceptions - 2 vs. Purdue (2016)

2016 SINGLE-GAME HIGHS

- » Tackles - 10 vs. Fresno State, at Indiana
- » Tackles for Loss - 1 vs. Fresno State, at Indiana, vs. Purdue
- » Pass Breakups - 1 vs. Oregon
- » Interceptions - 2 vs. Purdue

2016 GAME-BY-GAME

Opponent	--Tackles--		-Sacks-		FF-FR-Yds	Int-Yds	PBU	QBH
	UT-AT-TT	TFL-Yds	No-Yds	No-Yds				
Fresno State	6-4-10	1-0	0.0-0	0.0-0	1-8	0	0	
Wyoming	4-1-5	0-0	0.0-0	0.0-0	1-23	0	0	
Oregon	3-4-7	0-0	0.0-0	0.0-0	0	1	0	
at Northwestern	5-3-8	0-0	0.0-0	0.0-0	0	0	0	
Illinois	0-3-3	0-0	0.0-0	0.0-0	0	0	0	
at Indiana	10-0-10	1-1	0.0-0	0.0-0	0	0	0	
Purdue	2-2-4	1-1	0.0-0	0.0-0	2-1	1	0	
at Wisconsin	2-0-2	0-0	0.0-0	0.0-0	0-0	0	0	
at Ohio State								
Minnesota								
Maryland								
at Iowa								
Totals	32-17-49	3-2	0.0-0	0.0-0	4-32	2	0	

#34 **DREW BROWN • Jr. • PK**SOUTHLAKE, TEXAS
SOUTHLAKE CARROLL HS

CAREER STATS

Year	G/S	PAT	FG	Pct.	TP	PPG	0-19	20-29	30-39	40-49	50+	Lg
2014	13/13	59/59	14/21	66.7	101	7.8	1-1	4-5	7-8	2-6	0-1	44
2015	13/13	45/47	21/27	77.8	107	8.2	0-0	6-7	2-3	12-14	1-3	50
2016	8/8	31/31	8/10	80.0	55	6.9	0-0	3-3	3-3	1-2	1-2	51
Totals	34/34	135/137	43/58	74.1	263	7.7	1-1	13-15	12-14	15-22	2-6	51

CAREER HONORS

- » Second-Team All-Big Ten (Media, AP, 2015)
- » Honorable-Mention All-Big Ten (Coaches, 2015)
- » Two-Time Nebraska Scholar-Athlete Honor Roll
- » Brook Berringer Citizenship Team (2015, 2016)
- » Tom Osborne Citizenship Team (2015, 2016)

2016 SEASON NOTES

- » Missed a 56-yard field goal in the second quarter against Illinois, ending his streak of 13 consecutive field goals made.
- » Connected on a 40-yard field goal and a 39-yard field goal at Indiana. The second field goal was the 40th of his career, making Brown the fourth Husker with 40 career field goals.
- » Connected on a career-long 51-yard field goal in the fourth quarter against Purdue, bettering his 50-yard field goal against Southern Miss in 2015.

CAREER SINGLE-GAME HIGHS


- » FGs - 5 vs. Southern Miss (2015)
- » Long FG - 51 vs. Purdue (2016)
- » PATs - 7 at Fresno State (2014), vs. Wyoming (2016)

2016 SINGLE-GAME HIGHS

- » FGs - 2 at Indiana, vs. Purdue
- » Long FG - 51 vs. Purdue
- » PATs - 7 vs. Wyoming

2016 GAME-BY-GAME

Opponent	XP-ATT	FG-ATT	Lg	Blk	Pts
Fresno State	4-4	0-0	0	0	4
Wyoming	7-7	1-1	29	0	10
Oregon	5-5	0-0	0	0	5
at Northwestern	3-3	1-1	23	0	6
Illinois	4-4	1-2	29	0	7
at Indiana	3-3	2-2	40	0	9
Purdue	3-3	2-3	51	0	9
at Wisconsin	2-2	1-1	35	0	5
at Ohio State					
Minnesota					
Maryland					
at Iowa					
Totals	31-31	8-10	51	0	55



#34 TERRELL NEWBY • Sr. • IB

 LOS ANGELES, CALIF.
CHAMINADE HS

CAREER STATS

Year	G/S	Att.	Gain	Loss	Net	Y/A	Y/G	Long	TDs
2013	13/0	54	302	4	298	5.5	24.8	23 at Purdue	2
2014	13/0	67	302	5	297	4.4	22.8	43 vs. Florida Atlantic	5
2015	13/8	147	786	21	765	5.2	58.8	69 at Minnesota	5
2016	8/7	120	607	19	588	4.3	63.9	63 vs. Illinois	4
Totals	47/15	388	1,997	49	1,948	5.0	41.4	69 at Minnesota	16

CAREER HONORS

- » Big Ten Player of the Week (vs. South Alabama, 2015)
- » Brook Berringer Citizenship Team (2015)
- » Tom Osborne Citizenship Team (2015)

2016 SEASON NOTES

- » Carried 16 times for 113 yards in the fourth quarter against Illinois to finish with 27 carries for 140 yards and two touchdowns. It was his third career 100-yard rushing game and his second highest totals for both carries and yardage in his career. He had career highs of 28 carries for 198 yards last season against South Alabama. Had a 63-yard touchdown run in the fourth quarter, NU's longest run from scrimmage this season.
- » Had a 49-yard run at Northwestern, the second-longest run by a Husker in 2016.
- » Had 102 yards and a touchdown on 22 carries at Indiana, marking his second straight 100-yard rushing game and the fourth of his career. On Nebraska's fourth-quarter drive that resulted in a field goal, Newby carried the ball nine times for 49 yards.
- » Ran for 82 yards on 22 carries against Purdue, including 65 yards on 10 carries in the fourth quarter.
- » Rushed for 77 yards at Wisconsin, increasing his career total to 1,948. He is 52 yards from becoming the 29th Husker with 2,000 career rushing yards.

CAREER SINGLE-GAME HIGHS

- » Rushes – 28 vs. South Alabama (2015)
- » Rushing Yards – 198 vs. South Alabama (2015)
- » Rushing Touchdowns – 2, five times

2016 SINGLE-GAME HIGHS

- » Rushes – 27 vs. Illinois
- » Rushing Yards – 140 vs. Illinois
- » Rushing Touchdowns – 2 vs. Illinois

2016 GAME-BY-GAME

Opponent	----- Rushing -----				----- Receiving -----			
	No.	Yds	TD	Lg	No.	Yds	TD	Lg
Fresno State	11	56	0	12	0	0	0	0
Wyoming	4	20	0	7	4	27	0	11
Oregon	7	42	0	19	0	0	0	0
at Northwestern	10	69	1	49	2	14	0	14
Illinois	27	140	2	63	2	26	0	21
at Indiana	22	102	1	18	1	1	0	1
Purdue	22	82	0	25	2	21	0	15
at Wisconsin	17	77	0	19	1	0	0	0
at Ohio State								
Minnesota								
Maryland								
at Iowa								
Totals	120	588	4	63	12	89	0	21



#35 CALEB LIGHTBOURN • Fr. • P

 WASHOUGAL, WASH.
CAMAS HS

CAREER STATS

Year	G/S	No.	Yds.	Avg.	Long	TB	I20	Blk.
2016	7/7	33	1,320	40.0	58	4	13	2
Totals	7/7	33	1,320	40.0	58	4	13	2

2016 GAME-BY-GAME

Opponent	No.	Yds	Avg	Lg	Blkd	TB	I20
Fresno State	4	145	36.2	43	1	0	0
Wyoming	3	94	31.3	44	0	0	1
Oregon	5	236	47.2	58	0	0	3
at Northwestern	5	193	38.6	47	0	2	1
Illinois	0	0	0.0	0	0	0	0
at Indiana	5	189	37.8	45	1	1	2
Purdue	4	172	43.0	56	1	0	3
at Wisconsin	7	291	41.6	51	0	1	3
at Ohio State							
Minnesota							
Maryland							
at Iowa							
Totals	33	1,320	40.0	58	3	4	13

CAREER HONORS

- » Big Ten Freshman of the Week (Oregon, 2015)

2016 SEASON NOTES

- » Averaged 47.2 yards on five punts against Oregon. Pinned the Ducks inside their 20 three times, including inside their five-yard line once.
- » Averaged 43.0 yards on four punts against Purdue, with a season-high three punts downed inside the 20, with all three inside the Boilermaker 10-yard line.
- » Averaged 41.6 yards on seven punts at Wisconsin, with three punts downed inside the Badger 20-yard line. The three punts downed inside the 20 tied his season high set against Oregon and Purdue

2016 SINGLE-GAME HIGHS

- » Long Punt – 58 vs. Oregon
- » Single-Game Average – 47.2 vs. Oregon
- » Punts Downed Inside Opponent 20 – 3 vs. Oregon, vs. Purdue, at Wisconsin

#41 **LUKE MCNITT • RFr. • FB**KEARNEY, NEB.
NEBRASKA-KEARNEY/KEARNEY HS**CAREER STATS**

Year	G/S	Att.	Gain	Loss	Net	Y/A	Y/G	Long	TDs
2014									
2015	5/0	0	0	0	0	0.0	0.0	0	0
2016	8/2	0	0	0	0	0.0	0.0	0	0
Totals	13/2	0	0	0	0	0.0	0.0	0	0

CAREER HONORS

» Academic All-Big Ten (2015)


2016 SEASON NOTES

» Made first career start against Oregon.

2016 SINGLE-GAME HIGHS

» Rushes - 0
 » Rushing Yards - 0
 » Rushing Touchdowns - 0
 » Rushing Touchdowns - 0

» Single Game High Tackles - 2 vs. Fresno State
 » Season Total Tackles - 7

#44 **MICK STOLTENBERG • So. • DL**GRETNA, NEB.
GRETNA HS**CAREER STATS**

Year	G/S	UT	AT	TT	TFL	Sacks	Fum. C-R	BK	PBU	INT	QB Hry.
2014											
2015	9/0	2	0	2	1-6	1.0-6	0-1	0	0	0	0
2016	7/4	5	11	16	3-6	1.5-5	0-0	0	0	0	0
Totals	16/4	7	11	18	4-12	2.5-11	0-1	0	0	0	0

CAREER HONORS

» Three-Time Nebraska Scholar-Athlete Honor Roll

2016 SEASON NOTES

» Set a career high with two TFLs at Northwestern.
 » Career-high six tackles at Wisconsin, including a three-yard sack.

CAREER SINGLE-GAME HIGHS


» Tackles - 6 at Wisconsin (2016)
 » Tackles for Loss - 2 at Northwestern (2016)
 » Sacks - 1 vs. South Alabama (2015), at Wisconsin (2016)

2016 SINGLE-GAME HIGHS

» Tackles - 6 at Wisconsin
 » Tackles for Loss - 2 at Northwestern
 » Sacks - 1.0 at Wisconsin

2016 GAME-BY-GAME

Opponent	--Tackles-- UT-AT-TT	TFL-Yds	-Sacks- No-Yds	FF-FR-Yds	Int-Yds	PBU	QBH
Fresno State	1-1-2	0-0	0.0-0	0-0-0	0-0	0	0
Wyoming	-- Did Not Play Due to Injury--						
Oregon	0-1-1	0-0	0.0-0	0-0-0	0-0	0	0
at Northwestern	1-1-2	2-3	0.5-2	0-0-0	0-0	0	0
Illinois	0-2-2	0-0	0.0-0	0-0-0	0-0	0	0
at Indiana	0-0-0	0-0	0.0-0	0-0-0	0-0	0	0
Purdue	1-2-3	0-0	0.0-0	0-0-0	0-0	0	1
at Wisconsin	2-4-6	1-3	1.0-3	0-0-0	0-0	0	0
at Ohio State							
Minnesota							
Maryland							
at Iowa							
Totals	5-11-16	3-6	1.5-5	0-0-0	0-0	0	1

#49 **CHRIS WEBER • Jr. • LB**ELKHORN, NEB.
ELKHORN HS**CAREER STATS**

Year	G/S	UT	AT	TT	TFL	Sacks	Fum. C-R	BK	PBU	INT	QB Hry.
2013											
2014	13/0	3	3	6	0-0	0.0-0	0-0	0	0	0	0
2015	10/4	19	30	49	5-10	0.0-0	0-1	0	2	0	2
2016	8/0	4	4	8	0-0	0.0-0	0-0	0	0	0	0
Totals	31/4	26	37	63	5-10	0.0-0	0-1	0	2	0	2

CAREER HONORS

» Big Ten Distinguished Scholar (2015)
 » CoSIDA Academic All-District VII (2015)
 » Academic All-Big Ten (2014, 2015)
 » Nebraska Walk-On of the Year (2015)
 » Six-Time Nebraska Scholar-Athlete Honor Roll
 » Brook Berringer Citizenship Team (2014, 2015, 2016)
 » Tom Osborne Citizenship Team (2014, 2015, 2016)

2016 SEASON NOTES

»

CAREER SINGLE-GAME HIGHS

» Tackles - 17 at Illinois (2015)
 » Tackles for Loss - 3 at Illinois (2015)
 » Sacks - 0

2016 SINGLE-GAME HIGHS

» Tackles - 3 vs. Fresno State, vs. Wyoming
 » Tackles for Loss - 0
 » Sacks - 0

2016 GAME-BY-GAME

Opponent	--Tackles-- UT-AT-TT	TFL-Yds	-Sacks- No-Yds	FF-FR-Yds	Int-Yds	PBU	QBH
Fresno State	1-2-3	0-0	0.0-0	0-0-0	0-0	0	0
Wyoming	1-2-3	0-0	0.0-0	0-0-0	0-0	0	0
Oregon	0-0-0	0-0	0.0-0	0-0-0	0-0	0	0
at Northwestern	2-0-2	0-0	0.0-0	0-0-0	0-0	0	0
Illinois	0-0-0	0-0	0.0-0	0-0-0	0-0	0	0
at Indiana	0-0-0	0-0	0.0-0	0-0-0	0-0	0	0
Purdue	0-0-0	0-0	0.0-0	0-0-0	0-0	0	0
at Wisconsin							
at Ohio State							
Minnesota							
Maryland							
at Iowa							
Totals	4-4-8	0-0	0.0-0	0-0-0	0-0	0	0



#52 JOSH BANDERAS • Sr. • LB

 LINCOLN, NEB.
SOUTHWEST HS

CAREER STATS

Year	G/S	Tackles					Fum.		PBU	INT	QB Hry.
		UT	AT	TT	TFL	Sacks	C-R	BK			
2013	13/4	12	16	28	3-9	2.0-8	0-0	0	1	0	1
2014	12/6	19	31	50	2-5	0.0-0	0-0	0	0	0	1
2015	9/9	34	27	61	7-10	0.0-0	0-0	0	2	0	1
2016	8/7	25	26	51	3-3	0.0-0	0-0	0	0	0	3
Totals	42/26	90	100	190	15-27	2.0-8	0-0	0	3	0	6

CAREER HONORS

- » 2016 Team Captain
- » True Freshman All-American (247 Sports, 2013)
- » Honorable-Mention Big Ten All-Freshman Team (BTN, 2013)
- » Four-Time Nebraska Scholar-Athlete Honor Roll
- » Nebraska Student-Athlete HERO Leadership Award (2016)
- » Brook Berringer Citizenship Team (2014, 2016)
- » Tom Osborne Citizenship Team (2014, 2016)

2016 GAME-BY-GAME

Opponent	Tackles		Sacks		FF-FR-Yds	Int-Yds	PBU	QBH
	UT	AT	TT	No-Yds				
Fresno State	1-1-2	0-0	0.0-0	0-0-0	0-0-0	0-0	0	0
Wyoming	2-5-7	0-0	0.0-0	0-0-0	0-0-0	0-0	0	1
Oregon	2-3-5	1-1	0.0-0	0-0-0	0-0-0	0-0	0	0
at Northwestern	2-2-4	0-0	0.0-0	0-0-0	0-0-0	0-0	0	1
Illinois	1-0-1	0-0	0.0-0	0-0-0	0-0-0	0-0	0	0
at Indiana	8-3-11	1-1	0.0-0	0-0-0	0-0-0	0-0	0	0
Purdue	3-5-13	1-1	0.0-0	0-0-0	0-0-0	0-0	0	1
at Wisconsin	4-4-8	0-0	0.0-0	0-0-0	0-0-0	0-0	0	0
at Ohio State								
Minnesota								
Maryland								
at Iowa								
Totals	25-26-51	3-3	0.0-0	0-0-0	0-0-0	0-0	0	3

2016 SEASON NOTES

- » Recorded a then-season-high 11 tackles at Indiana.
- » Recorded a season-high 13 tackles against Purdue, one shy of matching his career high against USC in the 2014 Holiday Bowl.

CAREER SINGLE-GAME HIGHS

- » Tackles – 14 vs. USC (2014 Holiday Bowl)
- » Tackles for Loss – 2, three times
- » Sacks – 1.0, twice

2016 SINGLE-GAME HIGHS

- » Tackles – 13 vs. Purdue
- » Tackles for Loss – 1 vs. Oregon, at Indiana, vs. Purdue
- » Sacks – 0



#55 KEVIN MAURICE • Sr. • DT

 ORLANDO, FLA.
FREEDOM HS

CAREER STATS

Year	G/S	Tackles					Fum.		PBU	INT	QB Hry.
		UT	AT	TT	TFL	Sacks	C-R	BK			
2013	6/0	1	2	3	0-0	0.0-0	0-0	0	0	0	0
2014	10/0	2	6	8	1-5	0.5-5	0-0	0	0	0	1
2015	10/1	10	11	21	3-16	1.0-11	2-0	0	0	0	1
2016	8/8	8	10	18	4-22	3.0-20	0-0	0	0	0	1
Totals	34/9	21	29	50	8-43	4.5-36	2-0	0	0	0	3

CAREER HONORS

- » Nebraska Scholar-Athlete Honor Roll (Fall, 2013; Spring 2015)
- » Brook Berringer Citizenship Team (2014, 2015)
- » Tom Osborne Citizenship Team (2014, 2015)

2016 SEASON NOTES

- » Had two sacks for 12 yards on back-to-back plays at Northwestern. Entered the game with 1.5 career sacks.

2016 GAME-BY-GAME

Opponent	Tackles		Sacks		FF-FR-Yds	Int-Yds	PBU	QBH
	UT	AT	TT	No-Yds				
Fresno State	0-2-2	0-0	0.0-0	0-0-0	0-0-0	0-0	0	0
Wyoming	0-1-1	0-0	0.0-0	0-0-0	0-0-0	0-0	0	0
Oregon	0-1-1	0-0	0.0-0	0-0-0	0-0-0	0-0	0	0
at Northwestern	3-0-3	2-12	2.0-12	0-0-0	0-0-0	0-0	0	0
Illinois	1-1-2	1-2	0.0-0	0-0-0	0-0-0	0-0	0	1
at Indiana	3-1-4	0-0	0.0-0	0-0-0	0-0-0	0-0	0	0
Purdue	1-1-2	1-8	1.0-8	0-0-0	0-0-0	0-0	0	0
at Wisconsin	0-3-3	0-0	0.0-0	0-0-0	0-0-0	0-0	0	0
at Ohio State								
Minnesota								
Maryland								
at Iowa								
Totals	8-10-18	4-22	3.0-20	0-0-0	0-0	0	0	1

CAREER SINGLE-GAME HIGHS

- » Tackles - 8 at Illinois (2015)
- » Tackles for Loss – 2 at Northwestern (2016)
- » Sacks – 2.0 at Northwestern (2016)

2016 SINGLE-GAME HIGHS

- » Tackles - 4 at Indiana
- » Tackles for Loss – 2 at Northwestern
- » Sacks – 2.0 at Northwestern

**#58 COREY WHITAKER • Sr. • OG**MURRIETA, CALIF.
VISTA MURRIETA HS**CAREER STATS**


- » Games Played - 11 (3 in 2015; 8 in 2016)
- » Games Started - 1 (1 in 2016)

CAREER HONORS

- » Nebraska Scholar-Athlete Honor Roll (Spring 2016)

2016 SEASON NOTES

- » Made his first career start against Illinois.

**#63 TANNER FARMER • So. • OG**HIGHLAND, ILL.
HIGHLAND HS**CAREER STATS**

- » Games Played - 7 (7 in 2016)
- » Games Started - 7 (7 in 2016)

CAREER HONORS

- » Brook Berringer Citizenship Team (2016)
- » Tom Osborne Citizenship Team (2016)

2016 SEASON NOTES

- » NU O-Line was named to the Midseason Joe Moore Award Honor Roll (1-of-17).
- » Helped the Huskers rack up 550 yards of total offense against Wyoming.
- » Helped Nebraska amass 556 yards of total offense at Northwestern.

**#66 DYLAN UTTER • Sr. • C**PAPILLION, NEB.
PAPILLION-LA VISTA HS**CAREER STATS**

- » Games Played - 27 (6 in 2014; 13 in 2015; 8 in 2016)
- » Games Started - 22 (1 in 2014; 13 in 2015; 8 in 2016)

CAREER HONORS

- » 2016 Team Captain
- » Academic All-Big Ten (2015)
- » Three-Time Nebraska Scholar-Athlete Honor Roll
- » Brook Berringer Citizenship Team (2016)
- » Tom Osborne Citizenship Team (2016)

2016 SEASON NOTES

- » NU O-Line was named to the Midseason Joe Moore Award Honor Roll (1-of-17).
- » Helped the Huskers rack up 550 yards of total offense against Wyoming.
- » Helped Nebraska amass 556 yards of total offense at Northwestern.

**#68 NICK GATES • So. • OT**LAS VEGAS, NEV.
BISHOP GORMAN HS**CAREER STATS**

- » Games Played - 18 (10 in 2015; 8 in 2016)
- » Games Started - 18 (10 in 2015; 8 in 2016)

CAREER HONORS

- » Big Ten All-Freshman Team (BTN.com, ESPN.com)
- » BTN All-Bowl Team (2015)
- » Nebraska Scholar-Athlete Honor Roll (Fall 2015)
- » Brook Berringer Citizenship Team (2016)
- » Tom Osborne Citizenship Team (2016)

2016 SEASON NOTES

- » Named ProFootball.com's top run-blocking offensive lineman in the country during Week 1.
- » NU O-Line was named to the Midseason Joe Moore Award Honor Roll (1-of-17).
- » Helped the Huskers rack up 550 yards of total offense against Wyoming.
- » Helped Nebraska amass 556 yards of total offense at Northwestern.
- » Huskers have rushed for 200 yards or more four times in 2016.

**#73 SAM HAHN • Sr. • OG**DEWITT, NEB.
NORTH DAKOTA STATE/TRI-COUNTY HS**CAREER STATS**

- » Games Played - 12 (1 in 2014; 3 in 2015; 8 in 2016)
- » Games Started - 8 (8 in 2016)

CAREER HONORS

- » Five-Time Nebraska Scholar-Athlete Honor Roll
- » Brook Berringer Citizenship Team (2016)
- » Tom Osborne Citizenship Team (2016)

2016 SEASON NOTES

- » NU O-Line was named to the Midseason Joe Moore Award Honor Roll (1-of-17).
- » Helped the Huskers rack up 550 yards of total offense against Wyoming.
- » Helped Nebraska amass 556 yards of total offense at Northwestern.

**#77 DAVID KNEVEL • Sr. • OT**BRANTFORD, ONTARIO, CANADA
PAULINE JOHNSON COLLEGIATE**CAREER STATS**

- » Games Played - 21 (4 in 2014; 9 in 2015; 8 in 2016)
- » Games Started - 8 (8 in 2016)

CAREER HONORS

- » Nebraska Scholar-Athlete Honor Roll (Fall 2014; Spring 2016)
- » Brook Berringer Citizenship Team (2014, 2015, 2016)
- » Tom Osborne Citizenship Team (2014, 2015, 2016)

2016 SEASON NOTES

- » NU O-Line was named to the Midseason Joe Moore Award Honor Roll (1-of-17).
- » Helped the Huskers rack up 550 yards of total offense against Wyoming.
- » Helped Nebraska amass 556 yards of total offense at Northwestern.



#82 ALONZO MOORE • Sr. • WR

 WINNFIELD, LA.
WINNFIELD SENIOR HS

CAREER STATS

Year	G/S	No.	Yds.	Y/R	Y/G	Long	TDs
2012		Redshirt					
2013	10/2	6	75	12.5	7.5	19 vs. S. Dakota St.	0
2014	11/7	10	136	13.6	12.4	43 at Michigan State	0
2015	12/5	24	395	16.6	32.9	44 at Rutgers	6
2016	7/3	13	324	24.9	46.3	63 vs. Wyoming	2
Totals	40/17	53	930	17.5	23.3	63 vs. Wyoming	8

CAREER HONORS

- » Nebraska Scholar-Athlete Honor Roll (Fall, 2012)
- » Brook Berringer Citizenship Team (2016)
- » Tom Osborne Citizenship Team (2016)

2016 GAME-BY-GAME

Opponent	Rec.	Yds	TD	Lg
Fresno State	3	92	1	57
Wyoming	3	109	1	63
Oregon	3	37	0	20
at Northwestern	3	72	0	59
Illinois	-- Did Not Play Due to Injury --			
at Indiana	0	0	0	0
Purdue	1	14	0	14
at Wisconsin	0	0	0	0
at Ohio State				
Minnesota				
Maryland				
at Iowa				
Totals	12	310	2	63

CAREER SINGLE-GAME HIGHS

- » Receptions - 5 vs. South Alabama (2015)
- » Receiving Yards - 109 vs. Wyoming (2016)
- » Touchdowns - 1, eight times

2015 SINGLE-GAME HIGHS

- » Receptions - 3, four times
- » Receiving Yards - 109 vs. Wyoming
- » Touchdowns - 1 vs. Fresno State, vs. Wyoming

2016 SEASON NOTES

- » Has three catches of 50 yards or more in 2016.
- » Had a 57-yard touchdown reception on the first play of the fourth quarter against Fresno State, marking the then longest reception of his career. Finished with a team-high three catches for a then-career-high 92 receiving yards. Also had a career-long 24-yard rush and had two carries for 34 yards.
- » Had a career day for the second straight week with three receptions for 109 yards, including a 63-yard touchdown reception, against Wyoming. Moore's yardage total was a career high, bettering his 92 yards against Fresno State. His 63-yard second-quarter touchdown was the longest of his career.
- » Had a 24-yard touchdown run in the fourth quarter against Purdue to give NU a 24-14 lead. The run tied his career long, matching a 24-yard run against Fresno State.



#83 BRYAN REIMERS • So. • WR

 LINCOLN, NEB.
EAST HS

CAREER STATS

Year	G/S	No.	Yds.	Y/R	Y/G	Long	TDs
2014		Redshirt					
2015	0/0	0	0	0.0	0.0	0	0
2016	8/1	2	39	19.5	4.9	22	1
Totals	8/1	2	39	19.5	4.9	22	1

CAREER HONORS

- » Nebraska Scholar-Athlete Honor Roll (Fall 2014; Spring 2016)

2016 SEASON NOTES

- » Had a 22-yard reception for a touchdown against Oregon, his first career catch.
- » Hauled in one reception for 17 yards to setup a NU touchdown at Indiana.

CAREER SINGLE-GAME HIGHS

- » Receptions - 1 vs. Oregon (2016), at Indiana (2016)
- » Receiving Yards - 22 vs. Oregon (2016)
- » Touchdowns - 1 vs. Oregon (2016)

2016 SINGLE-GAME HIGHS

- » Receptions - 1 vs. Oregon, at Indiana
- » Receiving Yards - 22 vs. Oregon
- » Touchdowns - 1 vs. Oregon



#84 SAM COTTON • Sr. • TE

 LINCOLN, NEB.
SOUTHEAST HS

CAREER STATS

Year	G/S	No.	Yds.	Y/R	Y/G	Long	TDs
2012		Redshirt					
2013	10/1	3	22	7.3	2.2	17 vs. Illinois	1
2014	13/4	3	41	13.7	3.2	23 vs. Rutgers	2
2015	13/7	3	35	11.7	2.9	13 vs. Southern Miss	0
2016	8/7	8	87	10.9	10.9	17 at Indiana	0
Totals	44/19	17	185	10.9	4.2	23 vs. Rutgers	3

CAREER HONORS

- » Academic All-Big Ten (2013, 2014, 2015)
- » Four-Time Nebraska Scholar-Athlete Honor Roll
- » Brook Berringer Citizenship Team (2014, 2016)
- » Tom Osborne Citizenship Team (2014, 2016)

2016 SEASON NOTES

- » Notched 37 yards on three catches, both career highs, at Indiana. Had never caught more than one pass in a game in his first 41 career games.
- » Caught three pass for the second straight, matching a career high. Hauled in three balls for 27 yards against Purdue.
- » His eight catches for 87 yards through seven games is already a season best in both categories. Had nine total catches in his first three seasons.

CAREER SINGLE-GAME HIGHS

- » Receptions - 3 at Indiana (2016), vs. Purdue (2016)
- » Receiving Yards - 37 at Indiana (2016)
- » Touchdowns - 1, three times

2016 SINGLE-GAME HIGHS

- » Receptions - 3 at Indiana, vs. Purdue
- » Receiving Yards - 37 at Indiana
- » Touchdowns - 0

#87 **BRANDON REILLY • Sr. • WR**LINCOLN, NEB.
SOUTHWEST HS**CAREER STATS**

Year	G/S	No.	Yds.	Y/R	Y/G	Long	TDs
2012							
			Redshirt				
2013	10/0	3	24	8.0	2.4	10 at Penn State	0
2014	7/1	6	85	14.2	12.1	35 at Iowa	0
2015	13/6	40	754	18.9	58.0	52 at Purdue	4
2016	6/4	12	249	20.8	41.5	45 at Indiana	0
Totals	36/11	61	1,112	18.2	30.9	52 at Purdue	4

CAREER HONORS

- » Academic All-Big Ten (2013, 2014, 2015)
- » Seven-Time Nebraska Scholar-Athlete Honor Roll

2016 GAME-BY-GAME

Opponent	Rec.	Yds	TD	Lg
Fresno State	-- Did Not Play --			
Wyoming	2	52	0	38
Oregon	-- Did Not Play Due to Injury --			
at Northwestern	1	35	0	35
Illinois	1	10	0	10
at Indiana	2	60	0	45
Purdue	4	73	0	28
at Wisconsin	2	19	0	11
at Ohio State				
Minnesota				
Maryland				
at Iowa				
Totals	12	249	0	45

CAREER SINGLE-GAME HIGHS


- » Receptions – 5, three times
- » Receiving Yards – 112 vs. Southern Miss (2015)
- » Touchdowns – 1, four times

2016 SINGLE-GAME HIGHS

- » Receptions - 4 vs. Purdue
- » Receiving Yards – 73 vs. Purdue
- » Touchdowns – 0

2016 SEASON NOTES

- » Caught two passes for 60 yards at Indiana to increase his career receiving yardage total to 1,020 yards. He is the 24th player in school history to eclipse 1,000 career receiving yards.
- » Set season highs with four receptions for 73 yards against Purdue. Is averaging 23.0 yards on his 10 receptions this season.

#88 **ROSS DZURIS • Sr. • DE**PLATTSMOUTH, NEB.
PLATTSMOUTH HS**CAREER STATS**

Year	G/S	(-----Tackles-----)					Fum.		QB		
		UT	AT	TT	TFL	Sacks	C-R	BK	PBU	INT	Hry.
2012											
2013											
2014											
2015	13/4	14	10	24	9-19	2.5-10	0-0	0	0	0	5
2016	8/8	13	11	24	8-24	4.5-19	0-1	0	0	0	1
Totals	21/12	27	21	48	17-43	7.0-29	0-1	0	0	0	6

CAREER HONORS

- » Nebraska Most Improved Player (2015)
- » Three-Time Nebraska Scholar-Athlete Honor Roll

2016 SEASON NOTES

- » Career-high two sacks and a career-high three TFLs against Fresno State, nearly topping the 2.5 sacks he had as a junior in 2015.
- » Recovered first career fumble against Wyoming, returned it to the one-yard line, setting up a touchdown on the next play.
- » Matched a career high with five tackles against Oregon.
- » Notched a sack on NU's final defensive play against Purdue, pushing his team leading total to 4.5 sacks. Also leads NU with 8 TFLs.

2016 GAME-BY-GAME


Opponent	--Tackles--		-Sacks-		FF-FR-Yds	Int-Yds	PBU	QBH
	UT-AT-TT	TFL-Yds	No-Yds					
Fresno State	3-1-4	3-6	2.0-4		0-0-0	0-0	0	0
Wyoming	1-3-4	2-5	0.5-3		0-1-9	0-0	0	1
Oregon	3-2-5	1-5	1.0-5		0-0-0	0-0	0	0
at Northwestern	1-2-3	0-0	0.0-0		0-0-0	0-0	0	0
Illinois	2-1-3	1-1	0.0-0		0-0-0	0-0	0	0
at Indiana	2-0-2	0-0	0.0-0		0-0-0	0-0	0	0
Purdue	1-2-3	1-7	1.0-7		0-0-0	0-0	0	0
at Wisconsin	0-0-0	0-0	0.0-0		0-0-0	0-0	0	0
at Ohio State								
Minnesota								
Maryland								
at Iowa								
Totals	13-11-24	8-24	4.5-19		0-1-9	0-0	0	1

CAREER SINGLE-GAME HIGHS

- » Tackles - 5 at Purdue (2015), vs. Oregon (2016)
- » Tackles for Loss – 3 vs. Fresno State (2016)
- » Sacks – 2.0 vs. Fresno State (2016)

2016 SINGLE-GAME HIGHS

- » Tackles - 5 vs. Oregon
- » Tackles for Loss – 3 vs. Fresno State
- » Sacks – 2.0 vs. Fresno State

#91 **FREEDOM AKINMOLADUN • So. • DE**GRANDVIEW, MO.
GRANDVIEW HS**CAREER STATS**

Year	G/S	Tackles				TFL	Sacks	Fum.		BK	PBU	INT	QB Hry.
		UT	AT	TT				C-R					
2014		Redshirt											
2015	11/4	11	10	21		7-45	4.5-36	0-0		0	0	0	4
2016	8/8	7	6	13		1-9	1.0-9	1-0		0	0	0	5
Totals	19/12	18	16	34		8-54	5.5-45	1-0		0	0	0	9

CAREER HONORS

- » Academic All-Big Ten (2015)
- » Big Ten All-Freshman Team (BTN.com, ESPN.com)
- » Two-Time Nebraska Scholar-Athlete Honor Roll
- » Nebraska Student-Athlete HERO Leadership Award (2015, 2016)
- » Brook Berringer Citizenship Team (2015, 2016)
- » Tom Osborne Citizenship Team (2015, 2016)

2016 GAME-BY-GAME

Opponent	Tackles		Sacks		FF-FR-Yds	Int-Yds	PBU	QBH
	UT	AT	No	Yds				
Fresno State	0-1	1	0	0	0-0	0-0	0	0
Wyoming	0-1	1	0	0	0-0	0-0	0	2
Oregon	4-1	5	0	0	1-0	0-0	0	0
at Northwestern	1-1	2	0	0	0-0	0-0	0	0
Illinois	1-0	1	1	0	0-0	0-0	0	1
at Indiana	1-0	1	0	0	0-0	0-0	0	1
Purdue	0-2	2	0	0	0-0	0-0	0	1
at Wisconsin	0-0	0	0	0	0-0	0-0	0	0
at Ohio State								
Minnesota								
Maryland								
at Iowa								
Totals	7-6	13	1	0	1-0	0-0	0	5

2016 SEASON NOTES

»

CAREER SINGLE-GAME HIGHS

- » Tackles - 6 at Miami
- » Tackles for Loss - 2 vs. South Alabama (2015), vs. Southern Miss (2015)
- » Sacks - 2.0 vs. Southern Miss (2015)

2016 SINGLE-GAME HIGHS

- » Tackles - 5 vs. Oregon
- » Tackles for Loss - 1 vs. Illinois
- » Sacks - 1.0 vs. Illinois

#94 **KHALIL DAVIS • RFr. • DL**BLUE SPRINGS, MO.
BLUE SPRINGS HS**CAREER STATS**

Year	G/S	Tackles				TFL	Sacks	Fum.		BK	PBU	INT	QB Hry.
		UT	AT	TT				C-R					
2015		Reshirt											
2016	7/0	2	1	3		2-4	0.0-0	0-0		0	0	0	0
Totals	7/0	2	1	3		2-4	0.0-0	0-0		0	0	0	0

CAREER HONORS

- » Brook Berringer Citizenship Team (2016)
- » Tom Osborne Citizenship Team (2016)

2016 SEASON NOTES

- » Pair of TFLs for four yards vs. Wyoming.

2016 SINGLE-GAME HIGHS

- » Tackles - 2 vs. Wyoming
- » Tackles for Loss - 2 vs. Wyoming
- » Sacks - 0

#96 **CARLOS DAVIS • RFr. • DL**BLUE SPRINGS, MO.
BLUE SPRINGS HS**CAREER STATS**

Year	G/S	Tackles				TFL	Sacks	Fum.		BK	PBU	INT	QB Hry.
		UT	AT	TT				C-R					
2015		Reshirt											
2016	8/4	6	5	11		3-25	2.0-24	0-0		0	0	0	0
Totals	8/4	6	5	11		3-25	2.0-24	0-0		0	0	0	0

CAREER HONORS

- » Brook Berringer Citizenship Team (2016)
- » Tom Osborne Citizenship Team (2016)

2016 SEASON NOTES

- » Made first career start against Wyoming and tied for third on the team with five tackles.
- » Awarded his first career sack for 17 yards against Purdue on a intentional-grounding penalty.

2016 GAME-BY-GAME

Opponent	Tackles		Sacks		FF-FR-Yds	Int-Yds	PBU	QBH
	UT	AT	No	Yds				
Fresno State	0-1	1	0	0	0-0	0-0	0	0
Wyoming	2-3	5	0	0	0-0	0-0	0	0
Oregon	0-0	0	0	0	0-0	0-0	0	0
at Northwestern	0-1	1	0	0	0-0	0-0	0	0
Illinois	1-0	1	1	0	0-0	0-0	0	0
at Indiana	1-0	1	0	0	0-0	0-0	0	0
Purdue	1-0	1	1	17	0-0	0-0	0	0
at Wisconsin	1-0	1	1	7	0-0	0-0	0	0
at Ohio State								
Minnesota								
Maryland								
at Iowa								
Totals	6-5	11	3	25	0-0	0-0	0	0

2016 SINGLE-GAME HIGHS

- » Tackles - 5 vs. Wyoming
- » Tackles for Loss - 1 vs. Illinois, vs. Purdue, at Wisconsin
- » Sacks - 1.0 vs. Purdue, at Wisconsin

2016 Nebraska Schedule and Results

DATE	OPPONENT	RESULT	SCORE	RECORD	CONFERENCE	TIME	ATTEND
Sept. 3	Fresno State	W	43-10	1-0	0-0	3:26	90,013
Sept. 10	Wyoming	W	51-17	2-0	0-0	3:25	89,895
Sept. 17	No. 22 Oregon	W	35-32	3-0	0-0	3:37	90,414
Sept. 24	at Northwestern *	W	24-13	4-0	1-0	3:09	40,284
Oct. 1	Illinois *	W	31-16	5-0	2-0	3:05	90,374
Oct. 15	at Indiana *	W	27-22	6-0	3-0	3:36	48,254
Oct. 22	Purdue *	W	27-14	7-0	4-0	3:28	90,546
Oct. 29	at No. 11 Wisconsin	L	17-23 (OT)	7-1	4-1	3:20	80,833

* Big Ten conference game

Team Statistics

TEAM STATISTICS	NU	OPP
SCORING	256	147
Points Per Game	32.0	18.4
Points Off Turnovers	59	18
FIRST DOWNS	175	135
Rushing	79	51
Passing	83	72
Penalty	13	12
RUSHING YARDAGE	1632	1094
Yards gained rushing	1796	1272
Yards lost rushing	164	178
Rushing Attempts	363	247
Average Per Rush	4.5	4.4
Average Per Game	204.0	136.8
TDs Rushing	19	11
PASSING YARDAGE	1805	1643
Comp-Att-Int	117-223-7	156-266-15
Average Per Pass	8.1	6.2
Average Per Catch	15.4	10.5
Average Per Game	225.6	205.4
TDs Passing	12	7
TOTAL OFFENSE	3437	2737
Total Plays	586	513
Average Per Play	5.9	5.3
Average Per Game	429.6	342.1
KICK RETURNS: #-Yards	15-388	24-496
PUNT RETURNS: #-Yards	15-145	9-128
INT RETURNS: #-Yards	15-110	7-69
KICK RETURN AVERAGE	25.9	20.7
PUNT RETURN AVERAGE	9.7	14.2
INT RETURN AVERAGE	7.3	9.9
FUMBLES-LOST	11-4	3-1
PENALTIES-Yards	46-453	41-328
Average Per Game	56.6	41.0
PUNTS-Yards	36-1348	42-1665
Average Per Punt	37.4	39.6
Net punt average	31.7	34.8
KICKOFFS-Yards	50-3216	31-1990
Average Per Kick	64.3	64.2
Net kick average	41.4	41.2
TIME OF POSSESSION/Game	34:01	25:59
3RD-DOWN Conversions	56/114	35/106
3rd-Down Pct	49%	33%
4TH-DOWN Conversions	6/10	6/17
4th-Down Pct	60%	35%
SACKS BY-Yards	19-125	6-58
MISC YARDS	0	0
TOUCHDOWNS SCORED	33	18
FIELD GOALS-ATTEMPTS	8-10	8-13
ON-SIDE KICKS	0-0	0-0
RED-ZONE SCORES	(27-33) 82%	(13-16) 81%
RED-ZONE TOUCHDOWNS	(20-33) 61%	(8-16) 50%
PAT-ATTEMPTS	(32-32) 100%	(11-13) 85%
ATTENDANCE	451242	169371
Games/Avg Per Game	5/90248	3/56457
Neutral Site Games		0/0

SCORE BY QUARTERS	1ST	2ND	3RD	4TH	OT	TOTAL
Nebraska	55	44	49	108	0	256
Opponents	22	67	39	13	6	147

2016 Nebraska Individual Statistics

RUSHING	GP-GS	ATT	GAIN	LOSS	NET	AVG	TD	LONG	AVG/G
Newby, Terrell	8-7	120	607	19	588	4.9	4	63	73.5
Armstrong Jr., Tommy	8-8	94	509	90	419	4.5	7	37	52.4
Ozigbo, Devine	8-1	87	362	9	353	4.1	5	17	44.1
Wilbon, Mikale	6-0	11	77	0	77	7.0	0	32	12.8
Bryant, Tre	8-0	18	80	5	75	4.2	1	13	9.4
Moore, Alonzo	7-3	4	58	0	58	14.5	1	24	8.3
Reilly, Brandon	6-3	5	33	3	30	6.0	0	12	5.0
Carter, Cethan	5-5	2	25	0	25	12.5	0	16	5.0
Westerkamp, Jordan	6-0	3	19	1	18	6.0	1	10	3.0
Fyfe, Ryker	3-0	1	5	0	5	5.0	0	5	1.7
Lighbourn, Caleb	7-0	1	4	0	4	4.0	0	4	0.6
Pierson-El, De'Mornay	8-4	8	17	13	4	0.5	0	5	0.5
TEAM	8-0	9	0	24	-24	-2.7	0	0	-3.0
Totals	8	363	1796	164	1632	4.5	19	63	204.0
Opponents	8	247	1272	178	1094	4.4	11	50	136.8

PASSING	G-S	EFFIC	CMP-ATT-INT	PCT	YDS	TD	LNG	AVG/G
Armstrong Jr., Tommy	8-8	131.56	115-217-7	53.0	1764	11	72	220.5
Fyfe, Ryker	3-0	174.88	2-5-0	40.0	41	1	35	13.7
TEAM	8-0	0.00	0-1-0	0.0	0	0	0	0.0
Total	8	131.94	117-223-7	52.5	1805	12	72	225.6
Opponents	8	107.94	156-266-15	58.6	1643	7	88	205.4

RECEIVING	G-GS	NO.	YDS	AVG	TD	LONG	AVG/G
Morgan Jr., Stanley	8-5	23	329	14.3	1	72	41.1
Westerkamp, Jordan	6-0	16	290	18.1	4	55	48.3
Moore, Alonzo	7-3	13	324	24.9	2	63	46.3
Reilly, Brandon	6-3	12	249	20.8	0	45	41.5
Newby, Terrell	8-7	12	89	7.4	0	21	11.1
Pierson-El, De'Mornay	8-4	10	144	14.4	1	40	18.0
Carter, Cethan	5-5	10	101	10.1	1	27	20.2
Cotton, Sam	8-7	8	87	10.9	0	17	10.9
Ozigbo, Devine	8-1	4	89	22.2	0	39	11.1
Wilbon, Mikale	6-0	3	23	7.7	0	13	3.8
Reimers, Bryan	8-2	2	39	19.5	1	22	4.9
Bryant, Tre	8-0	2	0	0.0	0	1	0.0
Rahn, Gabe	3-0	1	35	35.0	1	35	11.7
Foster, Trey	8-2	1	6	6.0	1	6	0.8
Total	8	117	1805	15.4	12	72	225.6
Opponents	8	156	1643	10.5	7	88	205.4

PUNT RETURNS	NO.	YDS	AVG	TD	LONG
Pierson-El, De'Mornay	15	145	9.7	0	45
Total	15	145	9.7	0	45
Opponents	9	128	14.2	0	39

INTERCEPTIONS	NO.	YDS	AVG	TD	LONG
Gerry, Nathan	4	18	4.5	0	10
Williams, Kieron	4	32	8.0	1	23
Williams, Aaron	3	0	0.0	0	4
Jones, Chris	3	60	20.0	1	33
Kalu, Joshua	1	0	0.0	0	0
Total	15	110	7.3	2	33
Opponents	7	69	9.9	0	24

KICK RETURNS	NO.	YDS	AVG	TD	LONG
Bryant, Tre	12	298	24.8	0	59
Nelson, Jordan	3	90	30.0	0	45
Total	15	388	25.9	0	59
Opponents	24	496	20.7	0	35

FUMBLE RETURNS	NO.	YDS	AVG	TD	LONG
Dzuris, Ross	1	9	9.0	0	9
Total	1	9	9.0	0	9
Opponents	1	34	34.0	0	34

FIELD GOALS	FGM-FGA	PCT	01-19	20-29	30-39	40-49	50-99	LG	BLK
Brown, Drew	8-10	80.0	0-0	3-3	3-3	1-2	1-2	51	0
Totals	8-10	80.0	0-0	3-3	3-3	1-2	1-2	51	0
Opponents	8-13	61.5	0-0	3-4	2-3	3-6	0-0	43	0

FG SEQUENCE	NEBRASKA	OPPONENTS
Fresno State	-	32,(26)
Wyoming	(29)	42,46,(27)
Oregon	-	-
Northwestern	(23)	27
Illinois	56,(29)	(24),(43),(33)
Indiana	(40),(39)	(36),(45)
Purdue	(30),(51),45	-
Wisconsin	(35)	(44),45

Numbers in parentheses indicate field goal was made.

PUNTING	NO.	YDS	AVG	LONG	TB	FC	I20	50+	BLKD
Lighbourn, Caleb	33	1320	40.0	58	4	9	13	3	0
TEAM	3	28	9.3	28	0	0	0	0	3
Total	36	1348	37.4	58	4	9	13	3	3
Opponents	42	1665	39.6	57	3	10	11	4	0

KICKOFFS	NO.	YDS	AVG	TB	OB	RETN	NET	YDLN
Brown, Drew	47	3024	64.3	24	0			
Lindsay, Spencer	3	192	64.0	2	0			
Total	50	3216	64.3	26	0	496	41.4	23
Opponents	31	1990	64.2	13	3	388	41.2	23



----- PATS -----									
SCORING	TD	FGS	KICK	RUSH	RCV	PASS	DXP	SAF	PTS
Brown, Drew	0	8-10	31-31	0-0	0	0-0	0	0	55
Armstrong Jr., Tommy	7	0-0	0-0	0-0	0	0-0	0	0	42
Ozigbo, Devine	5	0-0	0-0	0-0	0	0-0	0	0	30
Westerkamp, Jordan	5	0-0	0-0	0-0	0	0-0	0	0	30
Newby, Terrell	4	0-0	0-0	0-0	0	0-0	0	0	24
Moore, Alonzo	3	0-0	0-0	0-0	0	0-0	0	0	18
Rahn, Gabe	1	0-0	0-0	0-0	0	0-0	0	0	6
Reimers, Bryan	1	0-0	0-0	0-0	0	0-0	0	0	6
Carter, Cethan	1	0-0	0-0	0-0	0	0-0	0	0	6
Foster, Trey	1	0-0	0-0	0-0	0	0-0	0	0	6
Morgan Jr., Stanley	1	0-0	0-0	0-0	0	0-0	0	0	6
Jones, Chris	1	0-0	0-0	0-0	0	0-0	0	0	6
Pierson-El, De'Mornay	1	0-0	0-0	0-0	0	0-0	0	0	6
Williams, Kieron	1	0-0	0-0	0-0	0	0-0	0	0	6
Bryant, Tre	1	0-0	0-0	0-0	0	0-0	0	0	6
Darlington, Zack	0	0-0	0-0	1-1	0	0-0	0	0	2
Lindsay, Spencer	0	0-0	1-1	0-0	0	0-0	0	0	1
Total	33	8-10	32-32	1-1	0	0-0	0	0	256
Opponents	18	8-13	11-13	1-3	0	0-2	0	1	147

TOTAL OFFENSE	G	PLAYS	RUSH	PASS	TOTAL	AVG/G
Armstrong Jr., Tommy	8	311	419	1764	2183	272.9
Newby, Terrell	8	120	588	0	588	73.5
Ozigbo, Devine	8	87	353	0	353	44.1
Wilbon, Mikale	6	11	77	0	77	12.8
Bryant, Tre	8	18	75	0	75	9.4
Moore, Alonzo	7	4	58	0	58	8.3
Fyfe, Ryker	3	6	5	41	46	15.3
Reilly, Brandon	6	5	30	0	30	5.0
Carter, Cethan	5	2	25	0	25	5.0
Westerkamp, Jordan	6	3	18	0	18	3.0
Lighbourn, Caleb	7	1	4	0	4	0.6
Pierson-El, De'Mornay	8	8	4	0	4	0.5
TEAM	8	10	-24	0	-24	-3.0
Total	8	586	1632	1805	3437	429.6
Opponents	8	513	1094	1643	2737	342.1

ALL PURPOSE	G	RUSH	REC	PR	KOR	IR	TOT	AVG/G
Newby, Terrell	8	588	89	0	0	0	677	84.6
Ozigbo, Devine	8	353	89	0	0	0	442	55.2
Armstrong Jr., Tommy	8	419	0	0	0	0	419	52.4
Moore, Alonzo	7	58	324	0	0	0	382	54.6
Bryant, Tre	8	75	0	0	298	0	373	46.6
Morgan Jr., Stanley	8	0	329	0	0	0	329	41.1
Westerkamp, Jordan	6	18	290	0	0	0	308	51.3
Pierson-El, De'Mornay	8	4	144	145	0	0	293	36.6
Reilly, Brandon	6	30	249	0	0	0	279	46.5
Carter, Cethan	5	25	101	0	0	0	126	25.2
Wilbon, Mikale	6	77	23	0	0	0	100	16.7
Nelson, Jordan	8	0	0	0	90	0	90	11.2
Cotton, Sam	8	0	87	0	0	0	87	10.9
Jones, Chris	8	0	0	0	0	60	60	7.5
Reimers, Bryan	8	0	39	0	0	0	39	4.9
Rahn, Gabe	3	0	35	0	0	0	35	11.7
Williams, Kieron	8	0	0	0	0	32	32	4.0
Gerry, Nathan	7	0	0	0	0	18	18	2.6
Foster, Trey	8	0	6	0	0	0	6	0.8
Fyfe, Ryker	3	5	0	0	0	0	5	1.7
Lighbourn, Caleb	7	4	0	0	0	0	4	0.6
TEAM	8	-24	0	0	0	0	-24	-3.0
Total	8	1632	1805	145	388	110	4080	510.0
Opponents	8	1094	1643	128	496	69	3430	428.8



Defensive Statistics

NAME	GP-GS	-----TACKLES-----			TFL-YDS	-SACKS-		--PASS DEF--			---FUMBLES---		BLKD	
		SOLO	AST	TOTAL		NO-YARDS		INT-YDS	BRUP	QBH	RCV-YDS	FF	KICK	SAF
52 Banderas, Josh	8-7	25	26	51	3-3	.	.	.	3
25 Gerry, Nathan	7-7	31	19	50	7-7	0.5-1	.	4-18	6	1
26 Williams, Kieron	8-7	32	17	49	3-2	.	.	4-32	2
5 Young II, Dedrick	8-8	28	17	45	4-5	1.0-3	.	.	4	2	.	1	.	.
10 Kalu, Joshua	8-8	29	10	39	1-6	1.0-6	.	1-0	4	2
1A Rose-Ivey, Michael	8-3	15	21	36	5-8	0.5-4
24 Williams, Aaron	8-6	15	14	29	3-16	1.0-13	.	3-0	4
88 Dzuris, Ross	8-8	13	11	24	8-24	4.5-19	.	.	.	1	1-9	.	.	.
8 Jones, Chris	8-8	21	2	23	2-3	1.0-2	.	3-60	7
55 Maurice, Kevin	8-8	8	10	18	4-22	3.0-20	.	.	.	2
44 Stoltzenberg, Mick	7-4	5	11	16	3-6	1.5-5	.	.	.	1
3 Newby, Marcus	8-2	5	9	14	2-9	1.0-8	.	.	1	1
91 Akinmoladun, Freedom	8-8	7	6	13	2-13	2.0-13	.	.	.	5	.	1	.	.
96 Davis, Carlos	8-4	6	5	11	3-25	2.0-24	.	.	.	1
16 Reed, Antonio	7-0	6	3	9	1	1
49 Weber, Chris	8-0	4	4	8
1 Jackson, Lamar	8-0	6	1	7	2-14	1.0-11
41 McNitt, Luke	8-2	5	2	7
13 Domann, JoJo	8-0	4	1	5
11 Joseph, Boaz	8-0	1	4	5
7 Barry, Mohamed	8-0	.	4	4
56 Simpson, Brad	8-0	1	3	4
73 Hahn, Sam	8-8	2	1	3
94 Davis, Khalil	7-0	2	1	3	2-4
35 Lighbourn, Caleb	7-0	2	.	2
29 Nabity, Graham	8-0	1	1	2
87 Reilly, Brandon	6-3	2	.	2
17 King, Sedrick	5-0	.	2	2	1
15 Pierson-El, De'Mornay	8-4	1	.	1
11 Carter, Cethan	5-5	1	.	1
39 Nelson, Jordan	8-0	.	1	1
22 Davis, Alex	8-0	.	1	1
45 Natter, A.J.	4-0	1	.	1
84 Cotton, Sam	8-7	1	.	1
28 Taylor, Adam	5-0	1	.	1
9 Neal, DaiShon	8-0	.	1	1
Total	8-0	281	208	489	54-167	19-125	15-110	29	21	1-9	2	.	.	.
Opponents	8-0	-	-	-	-	6-58	7-69	32	9	4-34	3	3	1	.

SPECIAL TEAMS TACKLES	UA-A/TOT	FS	WYO	ORE	NW	ILL	IND	PUR	WIS	OSU	MINN	MD	IOWA	B1G
McNitt, Luke	5-2/7	2-0/2	0-1/1	1-0/1	1-0/1	0-1/1	1-0/1	-	-
Domann, JoJo	4-1/5	1-0/1	-	0-1/1	1-0/1	-	1-0/1	-	1-0/1
Simpson, Brad	1-3/4	-	0-1/1	0-1/1	-	0-1/1	1-0/1	-	-
Joseph, Boaz	2-3/5	-	1-0/1	0-1/1	-	-	-	0-1/1	1-1/2
Barry, Mohamad	0-3/3	1-0/1	-	0-1/1	-	-	-	0-1/1	-
Nabity, Graham	1-1/2	1-0/1	-	-	-	0-1/1	-	-	-
Hahn, Sam	1-1/2	1-0/1	-	-	-	-	-	-	0-1/1
Williams, Kieron	1-0/1	1-0/1	-	-	-	-	-	-	-
Nelson, Jordan	0-1/1	0-1/1	-	-	-	-	-	-	-
Lighbourn, Caleb	2-0/2	-	1-0/1	-	-	-	1-0/1	-	-
Weber, Chris	2-1/3	-	0-1/1	-	2-0/2	-	-	-	-
Taylor, Adam	1-0/1	-	-	1-0/1	-	-	-	-	-
Neal, DaiShon	0-1/1	-	-	-	0-1/2	-	-	-	-
Dzuris, Ross	0-1/1	-	-	-	0-1/1	-	-	-	-
Reed, Antonio	0-1/1	-	-	-	-	0-1/1	-	-	-
Banderas, Josh	1-2/3	-	-	-	-	-	1-0/1	0-3/3	-
Newby, Marcus	0-1/1	-	-	-	-	-	-	0-1/1	-



Individual Game By Game

RUSHING	NO-YDS/TD	FS	WYO	ORE	NW	ILL	IND	PUR	WIS	OSU	MINN	MD	IOWA	B1G
Newby, Terrell RB	120-588/4	11-56/0	4-20/0	7-42/0	10-69/1	27-140/2	22-102/1	22-82/0	17-77/0					
Armstrong Jr., Tommy QB	94-419/7	11-42/2	12-12/1	16-95/1	13-132/0	8-12/1	11-36/0	10-51/1	13-39/1					
Ozigbo, Devine RB	87-353/5	17-103/2	15-44/1	21-95/1	13-41/0	10-35/0	1-2/0	-	10-33/1					
Wilbon, Mikale RB	11-77/0	1-16/0	DNP	-	6-55/0	1-3/0	DNP	1-1/0	2-2/0					
Bryant, Tre RB	18-75/1	5-36/1	7-34/0	1-4/0	-	-	5-1/0	-	-					
Moore, Alonzo WR	4-58/1	2-34/0	-	-	-	DNP	-	2-24/1	-					
Reilly, Brandon WR	5-30/0	DNP	1-12/0	DNP	-	1-11/0	3-7/0	-	-					
Carter, Cethan TE	2-25/0	-	1-9/0	-	1-16/0	-	DNP	DNP	DNP					
Westerkamp, Jordan WR	3-18/1	1-9/0	-	-	1-10/1	-	DNP	DNP	1--1/0					
Fyfe, Ryker QB	1-5/0	1-5/0	-	-	DNP	DNP	DNP	DNP	DNP					
Pierson-El, De'Mornay WR	8-4/0	1--7/0	1-5/0	1--6/0	-	1-4/0	2-6/0	1-0/0	1-2/0					
Lightbourn, Caleb P	1-4/0	-	1-4/0	-	-	DNP	-	-	-					
TEAM	9-24/0	1--2/0	1--2/0	1--2/0	3--13/0	1--2/0	1--2/0	1--1/0	-					

RECEIVING	NO-YDS/TD	FS	WYO	ORE	NW	ILL	IND	PUR	WIS	OSU	MINN	MD	IOWA	B1G
Morgan Jr., Stanley WR	23-329/1	1-11/0	2-17/0	3-35/0	4-33/0	3-39/0	3-93/1	2-43/0	5-58/0					
Moore, Alonzo WR	13-324/2	3-92/1	3-109/1	3-37/0	3-72/0	DNP	-	1-14/0	-					
Westerkamp, Jordan WR	16-290/4	1-6/0	4-105/2	3-39/2	1-13/0	4-65/0	DNP	DNP	3-62/0					
Reilly, Brandon WR	12-249/0	DNP	2-52/0	DNP	1-35/0	1-10/0	2-60/0	4-73/0	2-19/0					
Pierson-El, De'Mornay WR	10-144/1	-	1-9/0	1-11/0	3-31/0	1-10/0	-	3-69/1	1-14/0					
Carter, Cethan TE	10-101/1	-	2-20/0	5-48/0	2-31/1	1-2/0	DNP	DNP	DNP					
Newby, Terrell RB	12-89/0	-	4-27/0	-	2-14/0	2-26/0	1-1/0	2-21/0	1-0/0					
Ozigbo, Devine RB	4-89/0	1-5/0	1-39/0	1-8/0	-	1-37/0	-	-	-					
Cotton, Sam TE	8-87/0	-	-	-	1-11/0	1-12/0	3-37/0	3-27/0	-					
Reimers, Bryan WR	2-39/1	-	-	1-22/1	-	-	1-17/0	-	-					
Rahn, Gabe WR	1-35/1	-	1-35/1	DNP	DNP	-	DNP	DNP	DNP					
Wilbon, Mikale RB	3-23/0	-	DNP	-	1-6/0	1-13/0	DNP	1-4/0	-					
Foster, Trey TE	1-6/1	-	-	-	-	1-6/1	-	-	-					
Bryant, Tre RB	2-0/0	-	1--1/0	-	-	-	-	1-1/0	-					

PASSING										
Tommy Armstrong Jr.	Att	Comp	Int	Pct	Yards	TD	Long	Sack	Yds	Effic
Fresno State	10	5	0	50.0	108	1	57	0	0	173.7
Wyoming	34	20	1	58.8	377	3	63	2	19	175.2
Oregon	33	17	0	51.5	200	3	22	1	4	132.4
Northwestern	29	18	0	62.1	246	1	59	0	0	144.7
Illinois	23	16	1	69.6	220	1	37	0	0	155.6
Indiana	26	10	2	38.5	208	1	72	1	13	103.0
Purdue	31	17	1	54.8	252	1	40	1	14	127.3
Wisconsin	31	12	2	38.7	153	0	36	1	8	67.3
TOTALS	217	115	7	53.0	1764	11	72	6	58	131.6
Fyfe, Ryker	Att	Comp	Int	Pct	Yards	TD	Long	Sack	Yds	Effic
Fresno State	3	1	0	33.3	6	0	6	0	0	50.1
Wyoming	1	1	0	100.0	35	1	35	0	0	724.0
Oregon	1	0	0	0.0	0	0	0	0	0	0.0
TOTALS	5	2	0	40.0	41	1	35	0	0	174.9

PUNT RETURNS	NO-YDS	FS	WYO	ORE	NW	ILL	IND	PUR	WIS	OSU	MINN	MD	IOWA	B1G
Pierson-El, De'Mornay	15-145	-	-	3-42	-	3-42	4-25	1-0	4-36					

KICK RETURNS	NO-YDS	FS	WYO	ORE	NW	ILL	IND	PUR	WIS	OSU	MINN	MD	IOWA	B1G
Bryant, Tre	12-298	1-32	2-41	1-19	1-21	1-30	3-62	1-59	2-34					
Nelson, Jordan	3-90	-	1-45	1-21	-	1-24	-	-	-					

Defense Game By Game

TOTAL TACKLES	UA-A	TOT	FS	WYO	ORE	NW	ILL	IND		
Banderas, Josh	25-26	51	1-1	2-5	2-3	2-2	1-0	8-3	5-8	4-4
Gerry, Nathan	31-19	50	DNP	4-3	4-5	5-3	3-2	6-2	2-4	7-0
Williams, Kieron	32-17	49	6-4	4-1	3-4	5-3	0-3	10-0	2-2	2-0
Young II, Dedrick	28-17	45	5-1	2-2	2-2	6-1	2-4	3-1	5-6	3-0
Kalu, Joshua	29-10	39	6-1	1-2	1-0	5-2	3-1	7-0	2-2	4-2
Rose-Ivey, Michael	15-21	36	0-1	2-3	4-2	0-2	1-5	1-3	1-3	6-2
Williams, Aaron	15-14	29	3-2	-	0-4	5-2	0-3	2-0	1-2	4-1
Dzuris, Ross	13-11	24	3-1	1-3	3-2	1-2	2-1	2-0	1-2	-
Jones, Chris	21-2	23	1-0	1-0	5-1	3-0	2-0	2-0	2-1	5-0
Maurice, Kevin	8-10	18	0-2	0-1	0-1	3-0	1-1	3-1	1-1	0-3
Stoltenberg, Mick	5-11	16	1-1	DNP	0-1	1-1	0-2	-	1-2	2-4
Newby, Marcus	5-9	14	1-2	1-3	1-2	-	-	1-0	0-2	1-0
Akinmoladun, Freedom	7-6	13	0-1	0-1	4-1	1-1	1-0	1-0	0-2	-
Davis, Carlos	6-5	11	0-1	2-3	-	0-1	1-0	1-0	1-0	1-0
Reed, Antonio	6-3	9	DNP	-	2-0	2-1	1-1	-	1-1	-
Weber, Chris	4-4	8	1-2	1-2	-	2-0	-	-	-	-
Jackson, Lamar	6-1	7	5-1	-	-	1-0	-	-	-	-
McNitt, Luke	5-2	7	2-0	0-1	1-0	1-0	0-1	1-0	-	-
Domann, JoJo	4-1	5	1-0	-	0-1	1-0	-	1-0	-	1-0
Joseph, Boaz	1-4	5	-	0-1	0-1	-	-	-	0-1	1-1
Barry, Mohamed	0-4	4	0-1	0-1	0-1	-	-	-	0-1	-
Simpson, Brad	1-3	4	-	0-1	0-1	-	0-1	1-0	-	-
Davis, Khalil	2-1	3	0-1	2-0	-	-	DNP	-	-	-
Hahn, Sam	2-1	3	1-0	-	-	-	-	1-0	-	0-1
Nabity, Graham	1-1	2	1-0	-	-	-	0-1	-	-	-
King, Sedrick	0-2	2	0-1	0-1	DNP	-	DNP	-	-	DNP
Reilly, Brandon	2-0	2	DNP	-	DNP	-	1-0	-	1-0	-
Lightbourn, Caleb	2-0	2	-	1-0	-	-	DNP	1-0	-	-
Natter, A.J.	1-0	1	1-0	-	-	DNP	DNP	DNP	DNP	-
Neal, DaiShon	0-1	1	-	-	-	0-1	-	-	-	-
Nelson, Jordan	0-1	1	0-1	-	-	-	-	-	-	-
Carter, Cethan	1-0	1	-	1-0	-	-	-	DNP	DNP	DNP
Pierson-El, De'Mornay	1-0	1	-	-	1-0	-	-	-	-	-
Davis, Alex	0-1	1	0-1	-	-	-	-	-	-	-
Taylor, Adam	1-0	1	-	-	1-0	-	-	DNP	DNP	DNP
Cotton, Sam	1-0	1	-	-	-	-	-	-	-	1-0



Defense Game By Game

TACKLES FOR LOSS	UA-A	TOT	FS	WYO	ORE	NW	ILL	IND	PUR	WIS	OSU	MINN	MD	IOWA	B1G
Dzuris, Ross DE	7-1	8	3-6	2-5	1-5	-	1-1	-	1-7	-					
Gerry, Nathan DB	4-3	7	DNP	1-1	2-2	2-2	-	2-2	-	-					
Rose-Ivey, Michael LB	1-4	5	-	1-4	1-3	1-0	1-1	1-0	-	-					
Maurice, Kevin DT	3-1	4	-	-	-	2-12	1-2	-	1-8	-					
Young II, Dedrick LB	2-2	4	-	-	-	1-1	-	2-3	-	1-1					
Davis, Carlos DT	3-0	3	-	-	-	-	1-1	-	1-17	1-7					
Stoltenberg, Mick DT	2-1	3	-	DNP	-	2-3	-	-	-	1-3					
Banderas, Josh LB	0-3	3	-	-	1-1	-	-	1-1	1-1	-					
Williams, Aaron DB	2-1	3	1-1	-	-	1-2	-	1-13	-	-					
Williams, Kieron DB	1-2	3	1-0	-	-	-	-	1-1	1-1	-					
Jones, Chris DB	2-0	2	-	-	-	2-3	-	-	-	-					
Newby, Marcus LB	2-0	2	-	-	-	-	-	1-8	-	1-1					
Davis, Khalil DT	2-0	2	-	2-4	-	-	DNP	-	-	-					
Akinmoladun, Freedom DE	2-0	2	-	-	1-4	-	1-9	-	-	-					
Jackson, Lamar DB	2-0	2	2-14	-	-	-	-	-	-	-					
Kalu, Joshua DB	1-0	1	1-6	-	-	-	-	-	-	-					

SACKS	UA-A	TOT	FS	WYO	ORE	NW	ILL	IND	PUR	WIS	OSU	MINN	MD	IOWA	B1G
Dzuris, Ross DE	4-1	4.5	2.0-4	0.5-3	1.0-5	-	-	-	1.0-7	-					
Maurice, Kevin DT	3-0	3.0	-	-	-	2.0-12	-	-	1.0-8	-					
Davis, Carlos DT	2-0	2.0	-	-	-	-	-	-	1.0-17	1.0-7					
Akinmoladun, Freedom DE	2-0	2.0	-	-	1.0-4	-	1.0-9	-	-	-					
Stoltenberg, Mick DT	1-1	1.5	-	DNP	-	0.5-2	-	-	-	1.0-3					
Newby, Marcus LB	1-0	1.0	-	-	-	-	-	1.0-8	-	-					
Jackson, Lamar DB	1-0	1.0	1.0-11	-	-	-	-	-	-	-					
Jones, Chris DB	1-0	1.0	-	-	-	1.0-2	-	-	-	-					
Young II, Dedrick LB	1-0	1.0	-	-	-	-	-	1.0-3	-	-					
Williams, Aaron DB	1-0	1.0	-	-	-	-	-	1.0-13	-	-					
Kalu, Joshua DB	1-0	1.0	1.0-6	-	-	-	-	-	-	-					
Rose-Ivey, Michael LB	0-1	0.5	-	0.5-4	-	-	-	-	-	-					
Gerry, Nathan DB	0-1	0.5	DNP	-	-	0.5-1	-	-	-	-					

INT RETURNS	NO-YDS	FS	WYO	ORE	NW	ILL	IND	PUR	WIS	OSU	MINN	MD	IOWA	B1G
Gerry, Nathan	4-18	DNP	2-8	-	-	-	-	-	2-10					
Williams, Kieron	4-32	1-8	1-23	-	-	-	-	2-1	-					
Williams, Aaron	3-0	-	1-4	-	1-0	-	1-4	-	-					
Jones, Chris	3-60	1-0	1-27	-	-	-	1-33	-	-					
Kalu, Joshua	1-0	-	-	-	1-0	-	-	-	-					

FUMBLES RECOVERED	NO	FS	WYO	ORE	NW	ILL	IND	PUR	WIS	OSU	MINN	MD	IOWA	B1G
Dzuris, Ross	1	-	1	-	-	-	-	-	-					

FORCED FUMBLES	NO	FS	WYO	ORE	NW	ILL	IND	PUR	WIS	OSU	MINN	MD	IOWA	B1G
Young II, Dedrick	1	-	1	-	-	-	-	-	-					
Akinmoladun, Freedom	1	-	-	1	-	-	-	-	-					

FUMBLE RETURNS	NO-YDS	FS	WYO	ORE	NW	ILL	IND	PUR	WIS	OSU	MINN	MD	IOWA	B1G
Dzuris, Ross	1-9	-	1-9	-	-	-	-	-	-					

Nebraska Team Game By Game

		[--RUSHING--]				[--RECEIVING--]				[-----PASSING-----]				[--KICK RET--]				[--PUNT RET--]				TOTAL		
DATE	OPPONENT	NO.	YDS	TD	LG	NO.	YDS	TD	LG	CMP	ATT	INT	YDS	TD	LG	NO	YDS	TD	LG	NO	YDS	TD	LG	OFF.
Sept. 3, 2016	Fresno State	51	292	5	24	6	114	1	57	6-13-0	114	1	57	1	32	0	32	0	0	0	0	0	0	406
Sept. 10, 2016	Wyoming	43	138	2	12	21	412	4	63	21-35-1	412	4	63	3	86	0	45	0	0	0	0	0	0	550
Sept. 17, 2016	Oregon	47	228	2	34	17	200	3	22	17-35-0	200	3	22	2	40	0	21	3	42	0	45	428		
Sept. 24, 2016	at Northwestern	47	310	2	49	18	246	1	59	18-29-0	246	1	59	1	21	0	21	0	0	0	0	0	0	556
Oct. 1, 2016	Illinois	49	203	3	63	16	220	1	37	16-23-1	220	1	37	2	54	0	30	3	42	0	27	423		
Oct. 15, 2016	at Indiana	45	152	1	18	10	208	1	72	10-26-2	208	1	72	3	62	0	24	4	25	0	15	360		
Oct. 22, 2016	Purdue	37	157	2	25	17	252	1	40	17-31-1	252	1	40	1	59	0	59	1	0	0	0	0	409	
Oct. 29, 2016	at Wisconsin	44	152	2	19	12	153	0	36	12-31-2	153	0	36	2	34	0	19	4	36	0	15	305		
	Totals	363	1632	19	63	117	1805	12	72	117-223-7	1805	12	72	15	388	0	59	15	145	0	45	3437		
	Opponent	247	1094	11	50	156	1643	7	88	156-266-15	1643	7	88	24	496	0	35	9	128	0	39	2737		

DATE	OPPONENT	-----TACKLES-----				-SACKS-		-FUMBLE-		INT-YDS	QBH	BRK	KICK	KICKS-----XPTS				SAF	PTS
		SOLO	AST	TOTAL	TFL-YDS	NO-YDS	FF	FR-YDS						ATT-MAD	RUN	RCV			
Sept. 3, 2016	Fresno State	39	26	65	7.0-27	4.0-21	0	0-0		2-8	5	3	0	5-5	1	0	0	0	43
Sept. 10, 2016	Wyoming	25	34	59	5.0-14	1.0-7	1	1-9		5-62	5	3	0	7-7	0	0	0	0	52
Sept. 17, 2016	Oregon	34	32	66	5.0-15	2.0-9	1	0-0		0-0	0	3	0	5-5	0	0	0	0	35
Sept. 24, 2016	at Northwestern	44	22	66	9.0-23	4.0-17	0	0-0		2-0	2	6	0	3-3	0	0	0	0	24
Oct. 1, 2016	Illinois	19	26	45	4.0-14	1.0-9	0	0-0		0-0	3	3	0	4-4	0	0	0	0	31
Oct. 15, 2016	at Indiana	52	10	62	7.0-28	3.0-24	0	0-0		2-29	2	3	0	3-3	0	0	0	0	27
Oct. 22, 2016	Purdue	26	40	66	4.0-34	3.0-32	0	0-0		2-1	3	6	0	3-3	0	0	0	0	27
Oct. 29, 2016	at Wisconsin	42	18	60	4.0-12	2.0-10	0	0-0		2-10	1	2	0	2-2	0	0	0	0	17
	Totals	281	208	489	45.0-167	20.0-129	2	1-9		15-110	21	29	0	32-32	1	0	0	0	256
	Opponent	318	286	604	40.0-142	6.0-58	3	4-34		7-69	9	32	3	13-11	1	0	1	0	147

DATE	OPPONENT	-----PUNTING-----									--FIELD GOALS--			KICKOFFS-----				
		NO	YDS	AVG	LONG	BLKD	TB	FC	50+	I20	ATT-MADE	LG	BLKD	NO	YDS	AVG	TB	OB
Sept. 3, 2016	Fresno State	5	145	29.0	43	1	0	2	0	0	0-0	0	0	7	444	63.4	2	0
Sept. 10, 2016	Wyoming	3	94	31.3	44	0	0	1	0	1	1-1	29	0	9	582	64.7	7	0
Sept. 17, 2016	Oregon	5	236	47.2	58	0	0	0	1	3	0-0	0	0	6	377	62.8	2	0
Sept. 24, 2016	at Northwestern	5	193	38.6	47	0	2	0	0	1	1-1	23	0	5	318	63.6	2	0
Oct. 1, 2016	Illinois	0	0	0.0	0	0	0	0	0	0	2-1	29	0	6	384	64.0	4	0
Oct. 15, 2016	at Indiana	6	189	31.5	45	1	1	3	0	2	2-2	40	0	7	461	65.9	3	0
Oct. 22, 2016	Purdue	5	200	40.0	56	1	0	0	1	3	3-2	51	0	6	395	65.8	4	0
Oct. 29, 2016	at Wisconsin	7	291	41.6	51	0	1	3	1	3	1-1	35	0	4	255	63.8	2	0
	Totals	36	1348	37.4	58	3	4	9	3	13	10-8	51	0	50	3216	64.3	26	0
	Opponent	42	1665	39.6	57	0	3	10	4	11	13-8	45	0	31	1990	64.2	13	3

Opponent Team Game By Game

		[--RUSHING--]				[--RECEIVING--]				[-----PASSING-----]				[--KICK RET--]				[--PUNT RET--]				TOTAL		
DATE	OPPONENT	NO	YDS	TD	LG	NO.	YDS	TD	LG	CMP	ATT	INT	YDS	TD	LG	NO	YDS	TD	LG	NO	YDS	TD	LG	OFF.
Sept. 3, 2016	Fresno State	26	31	0	19	24	243	1	32	24-43-2	243	1	32	5	102	0	32	2	17	0	15			274
Sept. 10, 2016	Wyoming	31	131	1	42	16	189	1	35	16-32-5	189	1	35	2	40	0	24	1	25	0	25			320
Sept. 17, 2016	Oregon	47	336	5	50	14	146	0	25	14-23-0	146	0	25	4	70	0	20	1	5	0	5			482
Sept. 24, 2016	at Northwestern	32	137	1	42	25	251	1	24	25-38-2	251	1	24	3	84	0	35	1	5	0	5			388
Oct. 1, 2016	Illinois	21	124	1	31	14	146	0	26	14-23-0	146	0	26	2	38	0	25	0	0	0	0			270
Oct. 15, 2016	at Indiana	30	88	1	33	24	245	1	36	24-39-2	245	1	36	4	76	0	21	2	48	0	39			333
Oct. 22, 2016	Purdue	22	24	0	9	25	309	2	88	25-45-2	309	2	88	2	41	0	22	1	4	0	4			333
Oct. 29, 2016	at Wisconsin	38	223	2	41	14	114	1	30	14-23-2	114	1	30	2	45	0	25	1	24	0	24			337
	Opponent totals	247	1094	11	50	156	1643	7	88	156-266-15	1643	7	88	24	496	0	35	9	128	0	39			2737
	Nebraska	363	1632	19	63	117	1805	12	72	117-223-7	1805	12	72	15	388	0	59	15	145	0	45			3437

DATE	OPPONENT	-----TACKLES-----				-SACKS-		-FUMBLE-		INT-YDS	QBH	BRK	KICK	KICKS-----XPTS				SAF	PTS
		SOLO	AST	TOTAL	TFL-YDS	NO-YDS	FF	FR-YDS						ATT-MAD	RUN	RCV			
Sept. 3, 2016	Fresno State	29	42	71	1.0-7	0.0-0	0	0-0		0-0	0	2	1	1-1	0	0	0	0	10
Sept. 10, 2016	Wyoming	39	36	75	5.0-25	2.0-19	1	0-0		1-13	1	4	0	2-2	0	0	0	0	17
Sept. 17, 2016	Oregon	42	38	80	5.0-19	1.0-4	0	1-34		0-0	1	5	0	0-0	1	0	0	0	32
Sept. 24, 2016	at Northwestern	42	34	76	6.0-17	0.0-0	1	2-0		0-0	2	2	0	2-1	0	0	0	0	13
Oct. 1, 2016	Illinois	32	60	92	5.0-14	0.0-0	1	1-0		1-24	2	1	0	1-1	0	0	0	0	16
Oct. 15, 2016	at Indiana	50	18	68	6.0-21	1.0-13	0	0-0		2-4	2	7	1	2-2	0	0	1	1	22
Oct. 22, 2016	Purdue	38	28	66	9.0-29	1.0-14	0	0-0		1-23	0	1	1	2-2	0	0	0	0	14
Oct. 29, 2016	at Wisconsin	46	30	76	3.0-10	1.0-8	0	0-0		2-5	1	10	0	3-2	0	0	0	0	23
	Opponent totals	318	286	604	40.0-142	6.0-58	3	4-34		7-69	9	32	3	13-11	1	0	1	0	147
	Nebraska	281	208	489	45.0-167	20.0-129	2	1-9		15-110	21	29	0	32-32	1	0	0	0	256

DATE	OPPONENT	-----PUNTING-----									--FIELD GOALS--			KICKOFFS-----				
		NO	YDS	AVG	LONG	BLKD	TB	FC	50+	I20	ATT-MADE	LG	BLKD	NO	YDS	AVG	TB	OB
Sept. 3, 2016	Fresno State	6	210	35.0	48	0	1	1	0	1	2-1	26	0	2	130	65.0	1	0
Sept. 10, 2016	Wyoming	3	130	43.3	57	0	0	0	1	1	3-1	27	0	4	250	62.5	1	0
Sept. 17, 2016	Oregon	6	221	36.8	47	0	0	3	0	1	0-0	0	0	6	403	67.2	4	0
Sept. 24, 2016	at Northwestern	6	243	40.5	50	0	1	3	1	2	1-0	0	0	3	195	65.0	2	0
Oct. 1, 2016	Illinois	4	166	41.5	44	0	0	1	0	1	3-3	43	0	4	254	63.5	1	1
Oct. 15, 2016	at Indiana	6	242	40.3	52	0	0	0	1	3	2-2	45	0	5	308	61.6	1	1
Oct. 22, 2016	Purdue	5	223	44.6	51	0	1	1	1	2	0-0	0	0	3	190	63.3	1	1
Oct. 29, 2016	at Wisconsin	6	230	38.3	49	0	0	1	0	0	2-1	44	0	4	260	65.0	2	0
	Opponent totals	42	1665	39.6	57	0	3	10	4	11	13-8	45	0	31	1990	64.2	13	3
	Nebraska	36	1348	37.4	58	3	4	9	3	13	10-8	51	0	50	3216	64.3	26	0

Team Comparison

OPPONENT	SCORE	1ST DNS (RUN/PASS/PEN.)	RUSHING	PASSING	PASS YDS	TOTAL OFFENSE	RET YDS	T/O
FRESNO STATE	43-10	20/17 (15/2; 4/12; 1/3)	51-292/26-31	6-13-0/24-43-2	114/243	64-406/69-274	40/119	0/2
WYOMING	52-17	25/16 (5/5; 17/8; 3/3)	43-138/31-131	21-35-1/16-32-5	412/189	78-550/63-320	157/78	1/6
OREGON	35-32	26/20 (12/14; 10/5; 4/1)	47-228/47-336	17-35-0/14-23-0	200/146	82-428/70-482	82/109	1/0
at Northwestern	24-13	26/23 (12/9; 12/12; 2/2)	47-310/32-137	18-29-0/25-38-2	246/251	76-556/70-388	21/89	2/2
ILLINOIS	31-16	23/12 (9/4; 12/7; 2/1)	49-203/21-124	16-23-1/14-23-0	220/146	72-423/44-270	96/62	2/0
Indiana	27-22	17/18 (9/4; 8/12; 0/2)	45-152/30-88	10-26-2/24-39-2	208/245	71-360/69-333	116/128	2/2
PURDUE	27-14	22/13 (10/4; 11/9; 1/0)	37-157/22-24	17-31-1/25-45-2	252/309	68-409/67-333	60/68	1/2
Wisconsin	17-23	16/16 (7/9; 9/7; 0/0)	44-152/38-223	12-31-2/14-23-2	153/114	75-305/61-337	80/74	2/2
Totals	256-147	175/135 (79/51; 83/72; 13/12)	363-1632/247-1094	117-223-7/156-266-15	1805/1643	586-3437/513-2737	652/727	11/16

Note: Game totals are displayed in the format TEAM/OPPONENT for each category

OPPONENT	3RD DOWN	4TH DOWN	TIME POSS	MARGIN	YDS/RUSH	YDS/PASS	YDS/PLAY	PUNTING	PENALTIES
FRESNO STATE	5-11/5-15	1-1/1-2	31:53/28:07	3:46	5.7/1.2	8.8/5.7	6.3/4.0	5-29.0/6-35.0	7-80/6-29
WYOMING	8-14/2-10	0-2/1-2	33:07/26:53	6:14	3.2/4.2	11.8/5.9	7.1/5.1	3-31.3/3-43.3	7-93/5-42
OREGON	5-13/5-14	2-3/2-3	35:05/24:55	10:10	4.9/7.1	5.7/6.3	5.2/6.9	5-47.2/6-36.8	7-55/13-126
at Northwestern	7-14/5-14	1-1/0-2	35:23/24:37	10:46	6.6/4.3	8.5/6.6	7.3/5.5	5-38.6/6-40.5	4-60/4-36
ILLINOIS	10-14/2-9	1-1/0-1	38:01/21:59	16:02	4.1/5.9	9.6/6.3	5.9/6.1	0-0.0/4-41.5	3-35/7-48
Indiana	5-15/5-15	1-1/0-2	32:56/27:04	5:52	3.4/2.9	8.0/6.3	5.1/4.8	6-31.5/6-40.3	9-53/1-10
PURDUE	7-15/6-16	0-0/2-5	33:19/26:41	6:38	4.2/1.1	8.1/6.9	6.0/5.0	5-40.0/5-44.6	7-67/4-32
Wisconsin	9-18/5-13	0-1/0-0	32:23/27:37	4:46	3.5/5.9	4.9/5.0	4.1/5.5	7-41.6/6-38.3	2-10/1-5
Totals	56-114/35-106	6-10/6-17	272:07/207:53	64:14	4.5/4.4	8.1/6.2	5.9/5.3	36-37.4/42-39.6	453/328

Note: Game totals are displayed in the format TEAM/OPPONENT for each category

Nebraska Red Zone Chart

NEBRASKA INSIDE OPPONENT RED-ZONE																
DATE	OPPONENT	SCORE	TIMES IN RZ	TIMES SCORED	PTS	TOTAL TDS	RUSH TDS	PASS TDS	FGS MADE	----- FAILED TO SCORE INSIDE RZ -----						GAME
Sept. 3	Fresno State	W, 43-10	5	5	36	5	5	0	0	FGA	DOWNS	INT	FUMB	HALF		
Sept. 10	Wyoming	W, 52-17	6	4	24	3	2	1	1	0	1	1	0	0	0	0
Sept. 17	Oregon	W, 35-32	3	2	14	2	1	1	0	0	0	0	1	0	0	0
* Sept. 24	at Northwestern	W, 24-13	5	4	24	3	2	1	1	0	0	0	0	1	0	0
* Oct. 1	Illinois	W, 31-16	5	4	24	3	2	1	1	0	0	0	1	0	0	0
* Oct. 15	at Indiana	W, 27-22	2	2	10	1	1	0	1	0	0	0	0	0	0	0
* Oct. 22	Purdue	W, 27-14	3	3	13	1	1	0	2	0	0	0	0	0	0	0
* Oct. 29	at Wisconsin	L, 17-23	4	3	17	2	2	0	1	0	0	0	0	1	0	0
Totals			33	27	162	20	16	4	7	0	1	1	3	1	0	
27 of 33 (81.8%)																

OPPONENT INSIDE NEBRASKA RED-ZONE																
DATE	OPPONENT	SCORE	TIMES IN RZ	TIMES SCORED	PTS	TOTAL TDS	RUSH TDS	PASS TDS	FGS MADE	----- FAILED TO SCORE INSIDE RZ -----						GAME
Sept. 3	Fresno State	W, 43-10	4	2	10	1	0	1	1	FGA	DOWNS	INT	FUMB	HALF		
Sept. 10	Wyoming	W, 52-17	2	2	10	1	1	0	1	0	0	0	0	0	0	0
Sept. 17	Oregon	W, 35-32	3	3	20	3	3	0	0	0	0	0	0	0	0	0
* Sept. 24	at Northwestern	W, 24-13	1	0	0	0	0	0	0	1	0	0	0	0	0	0
* Oct. 1	Illinois	W, 31-16	2	2	6	0	0	0	2	0	0	0	0	0	0	0
* Oct. 15	at Indiana	W, 27-22	2	2	10	1	0	1	1	0	0	0	0	0	0	0
* Oct. 22	Purdue	W, 27-14	1	1	7	1	0	1	0	0	0	0	0	0	0	0
* Oct. 29	at Wisconsin	L, 17-23	1	1	7	1	0	1	0	0	0	0	0	0	0	0
Totals			16	13	70	8	4	4	5	2	0	1	0	0	0	
13 of 16 (81.2%)																

LONG SEASON PLAYS (20 OR MORE YARDS)

	Husker Long Plays				Opponent Long Plays			
	Rush	Pass	Ret.	Total	Rush	Pass	Ret.	Total
Fresno State	1	2	1	4	0	2	3	5
Wyoming	0	7	4	11	3	2	0	5
Oregon	1	4	2	7	5	3	3	11
Northwestern	4	3	1	8	1	2	3	6
Illinois	1	4	3	8	2	2	2	6
Indiana	0	2	3	5	1	3	3	7
Purdue	4	5	1	10	0	3	2	5
Wisconsin	0	2	0	2	3	1	3	7
Totals	11	29	15	55	15	18	19	52

DRIVE SUPERLATIVES

	Nebraska	Opponent
Most Yards (Result)	97 vs. Wyoming (TD)	98 vs. Purdue (TD)
Most Plays (Result)	18 vs. Illinois (TD)	13 vs. Fresno St. (Missed FG); at WIS (TD)
Most Time (Result)	10:42 vs. Illinois (TD)	6:36 at Wisconsin (Touchdown)

NEBRASKA LONG PLAYS (55; 11 RUNS; 29 PASSES; 15 RETURNS)

Yards	Opponent	Play	Result
72	Indiana	Pass (Armstrong-Morgan)	Touchdown
63	Wyoming	Pass (Armstrong-Moore)	Touchdown
63	Illinois	Run (Newby)	Touchdown
59	Northwestern	Pass (Armstrong-Moore)	1st-Goal
59	Purdue	KOR (Bryant)	1st-10
57	Fresno State	Pass (Armstrong-Moore)	Touchdown
55	Wyoming	Pass (Armstrong-Westerkamp)	1st-10
49	Northwestern	Rush (Newby)	Turnover
45	Wyoming	KOR (Nelson)	1st-10
45	Oregon	PR (Pierson-El)	1st-10
45	Indiana	Pass (Armstrong-Reilly)	1st-10
40	Purdue	Pass (Armstrong-Pierson-El)	Touchdown
39	Wyoming	Pass (Armstrong-Ozigbo)	1st-10
38	Wyoming	Pass (Armstrong-Reilly)	1st-Goal
37	Northwestern	Rush (Armstrong)	1st-Goal
37	Northwestern	Pass (Armstrong-Reilly)	1st-Goal
37	Illinois	Pass (Armstrong-Ozigbo)	1st-10
36	Wisconsin	Pass (Armstrong-Westerkamp)	1st-Goal
35	Wyoming	Pass (Fyfe-Rahn)	Touchdown
34	Oregon	Run (Armstrong)	Touchdown
34	Wyoming	Pass (Armstrong-Westerkamp)	Touchdown
33	Indiana	IR (Jones)	Touchdown
32	Fresno State	KOR (Bryant)	1st-10
32	Northwestern	Rush (Wilbon)	1st-10
30	Illinois	KOR (Bryant)	1st-10
28	Illinois	Pass (Armstrong-Westerkamp)	1st-10
28	Wyoming	Pass (Armstrong-Moore)	1st-10
28	Purdue	Pass (Armstrong-Reilly)	1st-10
28	Purdue	Pass (Armstrong-Morgan)	1st-10
27	Wyoming	IR (Jones)	1st-10
27	Northwestern	Pass (Armstrong-Carter)	1st-10
27	Illinois	PR (Pierson-El)	1st-10
25	Purdue	Rush (Newby)	1st-10
25	Wisconsin	Pass (Armstrong-Morgan)	1st-10
24	Purdue	Pass (Armstrong-Reilly)	1st-10
24	Purdue	Rush (Moore)	Touchdown
24	Fresno State	Run (Moore)	1st-10
24	Wyoming	KOR (Bryant)	1st-10
24	Indiana	KOR (Bryant)	1st-10
24	Illinois	KOR (Nelson)	1st-10
23	Fresno State	Pass (Armstrong-Moore)	1st-10
23	Wyoming	IR (K. Williams)	Touchdown
23	Purdue	Pass (Armstrong-Pierson-El)	1st-10
22	Purdue	Rush (Armstrong)	Touchdown
22	Oregon	Pass (Armstrong-Westerkamp)	Touchdown
22	Oregon	Pass (Armstrong-Reimers)	Touchdown
21	Oregon	Pass (Armstrong-Carter)	1st-10
21	Indiana	KOR (Bryant)	1st-10
21	Oregon	KOR (Nelson)	1st-10
21	Northwestern	KOR (Bryant)	1st-10
21	Illinois	Pass (Armstrong-Westerkamp)	1st-10
21	Illinois	Pass (Armstrong-Newby)	1st-Goal
20	Northwestern	Rush (Armstrong)	1st-10
20	Oregon	Pass (Armstrong-Moore)	1st-10
20	Purdue	Rush (Armstrong)	1st-10

OPPONENT LONG PLAYS (52; 15 RUNS; 18 PASSES; 19 RETURNS)

Yards	Opponent	Play	Result
88	Purdue	Pass (Blough-Yancey)	Touchdown
50	Oregon	Run (Griffin)	Touchdown
46	Oregon	Run (Benoit)	1st-10
44	Purdue	Pass (Blough-Marshall)	1st-Goal
42	Wyoming	Run (Conway)	1st-10
42	Northwestern	Rush (Thorson)	Touchdown
41	Oregon	Run (Benoit)	Touchdown
41	Wisconsin	Run (Clement)	1st-10
39	Wisconsin	Run (Ogunbowale)	1st-10
39	Indiana	PR (Paige)	1st-10
36	Indiana	Pass (Lagow-Jones)	1st-Goal
35	Wyoming	Pass (Allen-Gentry)	Touchdown
35	Northwestern	KOR (Vault)	1st-10
34	Oregon	FR (Springs)	1st-10
33	Indiana	Rush (Redding)	Touchdown
32	Fresno State	Pass (Kline-Peck)	1st-10
32	Fresno State	KOR (Potts)	1st-10
31	Wyoming	Pass (Allen-Gentry)	1st-10
31	Illinois	Run (Foster)	Touchdown
31	Illinois	Run (Corbin)	1st-10
30	Wisconsin	Pass (Hornibrook-Fumagalli)	1st-10
28	Wyoming	Run (Conway)	1st-10
27	Northwestern	KOR (Nagel)	1st-10
26	Illinois	Pass (Lunt-Echard)	1st-10
25	Illinois	Pass (Lunt-Turner)	1st-10
25	Illinois	KOR (Foster)	1st-10
25	Oregon	Pass (Prukop-Nelson)	1st-10
25	Fresno State	Pass (Kline-Peck)	1st-10
25	Wisconsin	KOR (Ogunbowale)	1st-10
24	Wisconsin	PR (Clement)	1st-10
24	Illinois	IR (Mosley)	1st-10
24	Wyoming	Run (May)	1st-10
24	Indiana	Pass (Lagow-Paige)	1st-10
24	Northwestern	Pass (Thorson-Carr)	Touchdown
23	Northwestern	Pass (Thorson-Carr)	1st-10
23	Oregon	Pass (Prukop-Stanford)	1st-Goal
23	Fresno State	KOR (Johnson)	1st-10
23	Purdue	IR (Herman)	1st-10
23	Purdue	Pass (Blough-Herdman)	1st-10
22	Purdue	KOR (Lankford-Johnson)	1st-10
22	Oregon	Run (Prukop)	1st-10
22	Northwestern	KOR (Vault)	1st-10
22	Indiana	Pass (Lagow-Jones)	1st-10
21	Indiana	KOR (Williams)	1st-10
21	Indiana	KOR (Williams)	1st-10
21	Oregon	Pass (Prukop-Nelson)	1st-10
21	Wisconsin	Run (Shaw)	Touchdown
20	Wisconsin	KOR (Ogunbowale)	1st-10
20	Fresno State	KOR (Johnson)	1st-10
20	Oregon	KOR (Nelson)	1st-10
20	Oregon	Run (Brooks-James)	Touchdown
20	Oregon	KOR (Nelson)	1st-10

GAME-OPENING DRIVES

Opponent	[----- Nebraska -----]			[----- Opponent -----]		
	Pts.	1st Dwn	Yds	Pts.	1st Dwn	Yds
Fresno State	0	0	7	0	3	46
Wyoming	0	2	19	0	0	7
Oregon	0	0	3	0	3	36
Northwestern	0	1	75	0	1	27
Illinois	7	5	75	0	1	19
Indiana	3	4	52	0	2	45
Purdue	7	1	22	0	0	0
Wisconsin	0	0	5	0	0	5

SECOND HALF-OPENING DRIVES

Opponent	[----- Nebraska -----]			[----- Opponent -----]		
	Pts.	1st Dwn	Yds	Pts.	1st Dwn	Yds
Fresno State	7	3	57	0	0	1
Wyoming	0	0	4	3	3	65
Oregon	7	4	75	0	0	3
Northwestern	7	3	80	0	3	40
Illinois	0	1	17	0	0	-4
Indiana	0	0	-1	0	1	9
Purdue	0	0	0	0	1	20
Wisconsin	0	0	2	7	5	73

SCORING DRIVES

Game	Scoring		[---Time---]		[--Plays--]		5 or less	1 or 0
	Drives	Total	Avg.	Total	Avg.			
Fresno State	6	21:11	3:31	46	7.67	2	0	
Wyoming	8	16:37	2:04	39	4.88	4	3	
Oregon	5	16:05	3:13	41	8.20	1	0	
at Northwestern	4	14:38	3:39	34	8.50	1	0	
Illinois	5	28:14	5:38	54	10.80	1	0	
at Indiana	5	17:31	3:30	35	7.00	2	1	
Purdue	5	16:41	3:20	34	6.80	4	1	
at Wisconsin	3	14:03	4:41	31	10.33	0	0	
Season	41	145:00	3:32	314	7.66	15	5	
Opponents	27	65:53	2:26	174	6.44	12	3	

NEBRASKA SCORING DRIVES

Opponent	[-----Drive-----]					Play
	Plays	Yds	Time	Score	Qtr./Time	
Fresno State	13	80	6:25	7-0	1st/0:43	Ozigbo 1-yd. run
Fresno State	4	38	1:27	14-0	2nd/12:34	Ozigbo 6-yd. run
Fresno State	9	58	4:03	21-10	3rd/9:59	Armstrong 9-yd. run
Fresno State	2	62	14:51	28-10	4th/14:51	Moore 57-yd. pass from Armstrong
Fresno State	8	63	4:17	36-10	4th/9:50	Armstrong 4-yd. run
Fresno State	10	67	4:03	43-10	4th/4:20	Bryant 3-yd. run
Wyoming	7	97	3:05	7-0	1st/6:12	Armstrong 7-yd. run
Wyoming	9	52	3:38	10-0	2nd/9:03	Brown 29-yd. FG
Wyoming	5	52	0:44	17-0	2nd/5:57	Moore 63-yd. from Armstrong
Wyoming	0	0	0:00	24-10	3rd/4:48	K. Williams 23-yd. interception return
Wyoming	8	76	3:17	31-17	4th/13:11	Westerkamp 34-yd. pass from Armstrong
Wyoming	1	1	0:04	38-17	4th/12:59	Ozigbo 1-yd. run
Wyoming	10	53	4:48	45-17	4th/7:28	Westerkamp 9-yd. pass from Armstrong
Wyoming	1	35	0:09	52-17	4th/5:15	Rahn 35-yd. pass from Armstrong
Oregon	8	55	2:53	7-8	1st/2:05	Westerkamp 22-yd. pass from Armstrong
Oregon	5	19	0:29	14-20	2nd/0:05	Westerkamp 3-yd. pass from Armstrong
Oregon	7	75	3:12	21-20	3rd/11:48	Reimers 22-yd. pass from Armstrong
Oregon	10	62	4:28	28-20	3rd/6:13	Ozigbo 7-yd. run
Oregon	11	80	5:03	35-32	4th/2:29	Armstrong 34-yd. run
Northwestern	13	74	5:47	3-0	2nd/13:40	Brown 23-yd. FG
Northwestern	2	63	0:42	10-7	2nd/1:41	Newby 4-yd. run
Northwestern	10	80	3:52	17-7	3rd/9:00	Carter 4-yd. pass from Armstrong
Northwestern	9	79	4:17	24-13	3rd/3:06	Westerkamp 10-yd. run
Illinois	13	75	6:37	1st/8:23	7-0	Armstrong 1 yd. run
Illinois	10	53	4:12	2nd/5:59	10-7	Brown 29-yd. FG
Illinois	18	75	10:42	4th/11:58	17-16	Newby 3-yd. run
Illinois	11	59	5:49	4th/4:32	24-16	Foster 6-yd. pass from Armstrong
Illinois	2	70	0:54	4th/2:03	31-16	Newby 63-yd. run
Indiana	12	52	5:14	1st/9:46	7-0	Brown 40-yd. FG
Indiana	6	64	2:21	1st/4:47	10-0	Newby 4-yd. run
Indiana	0	0	0:00	1st/4:43	17-0	Jones. 33-yd. interception return
Indiana	5	85	2:15	4th/9:57	24-15	Morgan 72-yd. pass from Armstrong
Indiana	15	60	7:41	4th/0:45	27-22	Brown 39-yd. FG
Purdue	1	22	0:08	1st/14:44	7-0	Armstrong 22-yd. run
Purdue	12	52	6:17	1st/4:03	10-7	Brown 30-yd. FG
Purdue	5	68	2:28	3rd/7:45	17-14	Pierson-El 40-yd. pass from Armstrong
Purdue	11	81	5:47	4th/14:05	24-14	Moore 24-yd. run
Purdue	5	-5	2:01	4th/11:10	27-14	Brown 51-yd. FG
Wisconsin	6	42	2:12	2nd/13:41	7-7	Ozigbo 1-yd. run
Wisconsin	14	75	5:58	4th/13:45	14-17	Armstrong 2-yd. run
Wisconsin	11	52	5:53	4th/3:43	17-17	Brown 35-yd. FG

OPPONENT SCORING DRIVES

Opponent	[-----Drive-----]					Play
	Plays	Yds	Time	Score	Qtr./Time	
Fresno State	7	32	2:37	7-14	2nd/5:38	Peck 7-yd. pass from Virgil
Fresno State	10	68	3:39	10-14	2nd/0:00	Kroening 26-yd. FG
Wyoming	5	52	0:44	7-17	2nd/0:08	Gentry 35-yd. pass from Allen
Wyoming	10	65	3:52	10-17	3rd/11:08	Rothe 27-yd. FG
Wyoming	6	76	3:06	17-24	2nd/1:35	Hill 1-yd. run
Oregon	10	65	2:46	8-0	1st/8:19	Brooks-James 20-yd. run
Oregon	11	64	3:41	14-7	2nd/5:56	Brooks-James 2-yd. run
Oregon	1	50	0:09	20-7	2nd/2:30	Griffin 50-yd. run
Oregon	7	75	3:31	26-28	3rd/2:42	Benoit 41-yd. run
Oregon	10	97	2:54	32-28	4th/10:31	James-Brooks 1-yd. run
Northwestern	1	42	0:09	7-3	2nd/9:09	Thorson 42-yd. run
Northwestern	5	52	1:24	13-17	3rd/7:29	Carr 24-yd. pass from Thorson
Illinois	8	60	3:57	2nd/10:11	7-7	Foster 31-yd. run
Illinois	10	69	4:58	2nd/1:01	10-10	McLaughlin 24-yd FG
Illinois	3	21	0:28	2nd/0:00	13-10	McLaughlin 43-yd FG
Illinois	8	74	3:45	3rd/7:49	16-10	McLaughlin 33-yd FG
Indiana	0	0	0:00	2nd/12:29	2-17	Team Safety after blocked punt
Indiana	12	57	5:06	2nd/7:23	5-17	Oakes 36-yd. FG
Indiana	4	0	0:34	2nd/1:18	8-17	Oakes 45-yd. FG
Indiana	2	33	0:09	3rd/0:00	15-17	Redding 33-yd. run
Indiana	5	75	1:31	4th/8:26	22-24	Redding 4-yd. pass from Lagow
Purdue	9	75	4:24	1st/10:20	7-7	Yancey 1-yd. pass from Blough
Purdue	4	98	2:01	2nd/10:52	14-10	Yancey 88-yd. pass from Blough
Wisconsin	2	51	0:43	1st/9:38	7-0	Shaw 21-yd. run
Wisconsin	7	25	3:18	2nd/6:53	10-7	Endicott 44-yd. FG
Wisconsin	13	73	6:36	3rd/8:17	17-7	Wheelwright 9-yd. pass from Hornibrook
Wisconsin	0	0	0:00	OT	23-17	Ogunbowale 11-yd. run

NEBRASKA POINTS OFF TURNOVERS

Game	TOs Gained	TDs	FG-FGA	Pts.	(NU Fumbles/Lost, INT)
Fresno State	2 (0/0 F/L, 2 INT)	1	0-0	7	0 (1/0 F/L, 0 INT)
Wyoming	6 (2/1 F/L, 5 INT)	4	0-0	28	1 (4/0; F/L, 1 INT)
Oregon	0 (1/0 F/L, 0 INT)	0	0-0	0	1 (3/1 F/L; 0 INT)
Northwestern	2 (0/0 F/L, 2 INT)	1	0-0	7	2 (2/2 F/L, 0 INT)
Illinois	0 (0/0 F/L, 0 INT)	0	0-0	0	2 (1/1 F/L; 1 INT)
Indiana	2 (0/0 F/L, 0 INT)	1	0-0	7	2 (0/0 F/L, 2 INT)
Purdue	2 (0/0 F/L, 2 INT)	1	0-1	7	1 (0/0 F/L, 1 INT)
Wisconsin	2 (0/0 F/L, 2 INT)	0	1-1	3	2 (0/0 F/L, 2 INT)

Nebraska	16 (3/1 F/L, 15 INT)	8	1-1	59	11 (11/4 F/L, 7 INT)
Opponent	11 (11/4 F/L, 7 INT)	1	4-4	18	16 (3/1 F/L, 15 INT)

STARTING FIELD POSITION*

	NU Avg. Start	Opp. Avg. Start	NU diff.
	(yards/drives/in 20/past 50)	(yards/drives/in 20/past 50)	
Fresno State	31.3 (376/12/1/1)	34.3 (412/12/1/3)	-3.0
Wyoming	38.8 (543/14/1/3)	27.1 (380/15/3/1)	11.7
Oregon	33.3 (433/13/1/1)	23.8 (309/13/4/1)	9.5
Northwestern	23.6 (307/13/2/0)	28.5 (342/12/1/1)	-4.9
Illinois	36.6 (329/9/1/2)	27.8 (250/9/2/1)	8.8
Indiana	27.1 (380/14/4/0)	30.1 (422/14/4/2)	-3.0
Purdue	39.8 (517/13/2/4)	22.1 (287/13/3/0)	17.7
Wisconsin	32.5 (423/13/2/2)	25.3 (303/12/4/0)	7.2

Totals	32.8 (3308/101/14/13)	27.1 (2705/100/22/9)	5.7
--------	-----------------------	----------------------	-----

*does not include drives with time of 0:00 (ie, defensive and special teams touchdowns, end of half turnovers, overtime, etc.)

PENALTY NUMBERS	NU Pen.-Yds.	Opp. Pen.-Yds
Fresno State	7-80	6-29
Wyoming	7-93	5-42
Oregon	7-55	13-126
Northwestern	4-60	4-36
Illinois	3-35	7-48
Indiana	9-53	1-10
Purdue	7-67	4-32
Wisconsin	2-10	1-5

Totals (Avg/Penalty)	46-453 (9.8)	41-328 (8.0)
Avg/Game	5.8-56.6	5.1-41.0

Individual Career/Season Superlatives

SEASON AND CAREER, MOST PASSING YARDS

Player	2016	Career
Tommy Armstrong Jr.	377 vs. Wyoming	381 vs. USC, 2014
Ryker Fyfe	35 vs. Wyoming	407 at Purdue, 2015
De'Mornay Pierson-El		16 at Northwestern, 2014

*Indicates touchdown pass

SEASON AND CAREER, MOST RECEIVING YARDS

Player	2016	Career
Tommy Armstrong Jr.		16 at Northwestern, 2014
Christian Bailey		10 at Fresno State, 2014
Tre Bryant	1 vs. Purdue	Same
Cethan Carter	48 vs. Oregon	76 vs. Iowa, 2015
Sam Cotton	37 at Indiana	Same
Trey Foster	6 vs. Illinois	9 at Purdue, 2013; vs. BYU, 2015
Luke McNitt		6 vs. S. Alabama, 2015
Alonzo Moore	109 vs. Wyoming	Same
Stanley Morgan Jr.	93 at Indiana	Same
Terrell Newby	27 vs. Wyoming	38 vs. S. Alabama, 2015
Devine Ozigbo	39 vs. Wyoming	42 at Purdue, 2015
Gabe Rahn	35 vs. Wyoming	Same
Bryan Reimers	22 vs. Oregon	Same
De'Mornay Pierson-El	69 vs. Purdue	134 vs. USC, 2014
Brandon Reilly	73 vs. Purdue	112 vs. Southern Miss, 2015
Jordan Westerkamp	105 vs. Wyoming	158 at Michigan State, 2014
Mikale Wilbon	13 vs. Illinois	28 vs. BYU, 2015

*Indicates touchdown scored

SEASON AND CAREER, LONGEST PASS

2016	Career
72* at Indiana (Morgan)	99* vs. Georgia, 2013 (Enunwa)
35 vs. Wyoming (Rahn)	52 at Purdue (Reilly)
	16* at Northwestern (Armstrong)

SEASON AND CAREER, LONGEST CATCH

2016	Career
	16* at Northwestern, 2014 (Pierson-El)
	10* at Fresno State, 2014 (Fyfe)
1 vs. Purdue (Armstrong)	Same
27 at Northwestern (Armstrong)	55 at Illinois, 2015 (Armstrong)
17 at Indiana (Armstrong)	23* at Fresno State, 2014 (Armstrong)
66* vs. Illinois (Armstrong)	9 at Purdue, '13 (Kellogg); 9* vs. BYU, '15 (Armstrong)
	6 vs. S. Alabama, 2015(Fyfe)
63* vs. Wyoming (Armstrong)	Same
72* at Indiana (Armstrong)	Same
21 vs. Illinois (Armstrong)	30 vs. S. Alabama, 2015 (Armstrong)
39 vs. Wyoming (Armstrong)	30 at Purdue, 2015 (Fyfe)
35* vs. Wyoming (Fyfe)	Same
22* vs. Oregon (Armstrong)	Same
40* vs. Purdue (Armstrong)	46 at Northwestern, 2014 (Armstrong)
45 at Indiana (Armstrong)	52 at Purdue, 2015 (Fyfe)
55 vs. Wyoming (Armstrong)	70* at Fresno State, 2014 (Armstrong)
13 vs. Illinois (Armstrong)	14 vs. BYU, 2015 (Armstrong)

SEASON AND CAREER, MOST RUSHING YARDS

Player	2016	Career
Tommy Armstrong Jr.	133 at Northwestern	Same
Tre Bryant	37 vs. Wyoming	Same
Cethan Carter	16 at Northwestern	32* at Rutgers
Ryker Fyfe	5 vs. Fresno State	29 vs. Florida Atlantic, 2014
Caleb Lightbourn	4 vs. Wyoming	Same
Alonzo Moore	34 vs. Fresno State	Same
Graham Nabity		14 vs. South Dakota State, 2013
Jordan Nelson		35 vs. Illinois, 2014
Terrell Newby	140 vs. Illinois	198 vs. S. Alabama, 2015
Devine Ozigbo	103 vs. Fresno State	Same
De'Mornay Pierson-El	6 at Indiana	10 at Iowa, 2014
Brandon Reilly	12 vs. Wyoming	20 at Purdue, 2015
Jordan Westerkamp	10 at Northwestern	Same
Mikale Wilbon	55 at Northwestern	Same

*Indicates touchdown scored

SEASON AND CAREER, LONGEST RUN

2016	Career
37 at Northwestern	42 vs. McNeese State, 2014
13 vs. Fresno State	Same
16 at Northwestern	32* at Rutgers, 2015
5 vs. Fresno State	15 vs. Florida Atlantic, 2014
4 vs. Wyoming	Same
24 vs. Fresno State; 24* vs. Purdue	Same
	6 vs. Southern Miss; vs. SDSU, 2013
	18 vs. Illinois, 2014
63* vs. Illinois	69* at Minnesota, 2015
17 vs. Fresno State	31 at Illinois, 2015
5 vs. Wyoming; at Indiana	6 at Iowa, 2014
12 vs. Wyoming	20 at Purdue, 2015
10* at Northwestern	Same
32 at Northwestern	Same

SEASON AND CAREER, MOST TACKLES, TFLS AND SACKS

Player	Tackles (2016)	Career	TFL (2016)	Career	Sacks (2016)	Career
Freedom Akinmoladun	5 vs. Oregon	6 at Miami, 2015	1 3x, last vs vs. Purdue	2 vs. S. Alabama, 2015; USM, 2015	1.0 vs. Oregon; Illinois	2.0 vs. Southern Miss
Josh Banderas	13 vs. Purdue	14 vs. USC, 2014	1 vs. Oregon; at Indiana	2 3x, last at Rutgers, 2015		1 vs. UCLA, 2013 at Purdue, 2013
Mohamed Barry	1 4x, last vs. Purdue	Same		Same		Same
Alex Davis	1 vs. Fresno State	Same		Same		Same
Carlos Davis	5 vs. Wyoming	Same	1.0 vs. Purdue; at Wisconsin	Same	1.0 vs. Purdue; at Wisconsin	Same
Khalil Davis	2 vs. Wyoming	Same	2 vs. Wyoming	Same		Same
JoJo Domann	1 4x, last at Wisconsin	Same		Same		Same
Ross Dzuris	5 vs. Oregon	5 at Purdue, 2015; vs. Oregon, 2015	3 vs. Fresno State	Same	2.0 vs. Fresno State	Same
Tyrin Ferguson		1 3x, last at Minnesota, 2015		Same		Same
Nathan Gerry	9 vs. Oregon	15 at Iowa, 2014	2 3x, at Indiana	3 at Iowa, 2014	0.5 at Northwestern	1.0 vs. Northwestern, 2015
Luke Gifford		4 vs. S. Alabama, 2015		1 vs. S. Alabama, 2015		Same
Sam Hahn	1 vs. Fresno State	Same		Same		Same
Charles Jackson		3 vs. Wyoming, 2013		Same		Same
Lamar Jackson	6 vs. Fresno State	Same	2 vs. Fresno State	Same	1 vs. Fresno State	Same
Chris Jones	6 vs. Oregon	Same	2 at Northwestern	Same	1.0 at Northwestern	1.0 vs. Southern Miss, 2015; at NW, 2016
Boaz Joseph	2 at Wisconsin	Same		Same		Same
Joshua Kalu	7 3x, last at Indiana	9 vs. BYU; vs. Wisconsin, 2015	1 vs. Fresno State	2 vs. BYU, 2015	1 vs. Fresno State	1.0 vs. So. Miss, 2015; Fresno St., 2016
Sedrick King	1 vs. Fresno State; vs. Wyoming	Same		Same		Same
Luke McNitt	2 vs. Fresno State	Same		Same		Same
Kevin Maurice	4 at Indiana	8 at Illinois, 2015	2 at Northwestern	2 vs. Purdue, 2014; at NW, 2016	2.0 at Northwestern	Same
A.J. Natter	1 vs. Fresno State	1 3x, last vs. Fresno State		Same		Same
DaiShon Neal	1 at Northwestern	Same		Same		Same
Marcus Newby	4 vs. Wyoming	8 vs. Michigan State, 2015	1 at Indiana; at Wisconsin	1 8x, last at at Wisconsin, 2016	1.0 at Indiana	1 3x, last at Indiana, 2016
Graham Nabity	1 vs. Fresno State	Same		Same		Same
Jordan Nelson	1 vs. Fresno State	Same		Same		Same
Logan Rath		4 vs. Florida Atlantic, 2014		1 vs. Florida Atlantic, 2014		Same
Antonio Reed	3 at Northwestern	Same		Same		Same
Michael Rose-Ivey	8 at Wisconsin	17 vs. Iowa, 2013	1 5x, at Indiana	4 vs. Iowa, 2013	0.5 vs. Wyoming	Same
Brad Simpson	1 3x, last at Indiana	1 4x, last vs. Wyoming, 2016		Same		Same
Mick Stoltzenberg	6 at Wisconsin	Same	2 at Northwestern	2 at Northwestern	1.0 at Wisconsin	1.0 vs. S. Alabama, 2015; at Wis., 2016
Aaron Williams	7 at Northwestern	7 at Purdue, 2015; at NW, 2016	1 3x, last at Indiana	1 5x, last at Indiana	1.0 at Indiana	Same
Kieron Williams	10 at Indiana	Same	1 3x, last vs. Purdue	1 4x, last vs. Purdue, 2016		Same
Chris Weber	3 vs. Fresno State; vs. Wyoming	17 at Illinois, 2015		3 at Illinois, 2015		Same
Dedrick Young	11 vs. Purdue	11 at Illinois, 2015; vs. Purdue, 2016	2 at Indiana	2 at Illinois, 2015; at Indiana, 2016	1.0 at Indiana	Same

Nebraska Statistical Highs and Lows

NEBRASKA TOTALS	HIGHS	LOWS
Points Scored	52 vs. Wyoming	17 at Wisconsin
First Downs	26 vs. Oregon; at Northwestern	16 at Wisconsin
Rushing Attempts	51 vs. Fresno State	37 vs. Purdue
Rushing Yards	310 at Northwestern	138 vs. Wyoming
Passes Attempted	35 vs. Wyoming; vs. Oregon	13 vs. Fresno State
Passes Completed	21 vs. Wyoming	6 vs. Fresno State
Had Intercepted	2 at Indiana; at Wisconsin	0 vs. Fresno State; vs. Oregon
Passing Yards	412 vs. Wyoming	114 vs. Fresno State
Total Plays	82 vs. Oregon	64 vs. Fresno State
Total Yards	556 at Northwestern	305 at Wisconsin
Possession Time	38:01 vs. Illinois	31:53 vs. Fresno State
Fumbles	4 vs. Wyoming	0 at Indiana; vs. Purdue; at Wisconsin
Fumbles Lost	2 at Northwestern	0 vs. Fresno State; vs. Wyoming; at Indiana; vs. Purdue; at Wisconsin
Turnovers	2 at Northwestern, vs. Illinois; at Indiana; at Wisconsin	0 vs. Fresno State; vs. Wyoming
Turnover Margin	+5 vs. Wyoming	-1 vs. Oregon
Penalties	9 at Indiana	2 at Wisconsin
Yards Penalized	93 vs. Wyoming	10 at Wisconsin
Sacks By-Yards Lost	4-21 vs. Fresno State; 4-17 at Northwestern	1-7 vs. Wyoming; 1-5 vs. Oregon; 1-9 vs. Illinois
Team Tackles for Loss-Yards	9-23 at Northwestern	4-10 at Wisconsin

OPPONENT TOTALS	HIGHS	LOWS
Points Scored	32 vs. Oregon	10 vs. Fresno State
First Downs	23 at Northwestern	12 vs. Illinois
Rushing Attempts	47 vs. Oregon	21 vs. Illinois
Rushing Yards	336 vs. Oregon	24 vs. Purdue
Passes Attempted	45 vs. Purdue	23 vs. Oregon; vs. Illinois; at Wisconsin
Passes Completed	25 at Northwestern; vs. Purdue	14 vs. Oregon; vs. Illinois; at Wisconsin
Had Intercepted	5 vs. Wyoming	0 vs. Oregon; vs. Illinois
Passing Yards	309 vs. Purdue	114 at Wisconsin
Total Plays	70 vs. Oregon; at Northwestern	44 vs. Illinois
Total Yards	482 vs. Oregon	270 vs. Illinois
Possession Time	28:07 vs. Fresno State	21:59 vs. Illinois
Fumbles	2 vs. Wyoming	0 vs. Fresno State; at Northwestern; vs. Illinois; at Indiana; vs. Purdue; at Wisconsin
Fumbles Lost	1 vs. Wyoming	0 vs. Fresno State; vs. Oregon; vs. Illinois; at Indiana; vs. Purdue; at Wisconsin
Turnovers	6 vs. Wyoming	0 vs. Illinois
Turnover Margin	+2 vs. Illinois	-5 vs. Wyoming
Penalties	13 vs. Oregon	1 at Indiana; at Wisconsin
Yards Penalized	126 vs. Oregon	5 at Wisconsin
Sacks By-Yards Lost	2-19 vs. Wyoming	0-0 vs. Fresno State; at Northwestern; 0-0 vs. Illinois
Team Tackles for Loss-Yards	9-29 vs. Purdue	1-7 vs. Fresno State

NEBRASKA INDIVIDUAL HIGHS	
Most Rushing Attempts.....	27; Terrell Newby vs. Illinois
Most Net Rushing Yards.....	140; Terrell Newby vs. Illinois
Most Rushing TDs.....	2; Tommy Armstrong Jr. vs. Fresno State; Devine Ozigbo vs. Fresno State; Terrell Newby vs. Illinois
Longest TD Run.....	63; Terrell Newby vs. Illinois
Longest Run, No TD.....	49; Terrell Newby at Northwestern
Most Pass Attempts.....	34; Tommy Armstrong vs. Wyoming
Most Completed Passes.....	20; Tommy Armstrong vs. Wyoming
Most Passing Yards.....	377; Tommy Armstrong vs. Wyoming
Most Passing TDs.....	3; Tommy Armstrong vs. Wyoming; vs. Oregon
Longest TD Pass.....	72; Tommy Armstrong Jr. to Stanley Morgan vs. Indiana
Longest Pass, No TD.....	59; Tommy Armstrong Jr. to Alonzo Moore at Northwestern
Most Pass Receptions.....	5; Cethan Carter vs. Oregon
Most Receiving Yards.....	109; Alonzo Moore vs. Wyoming
Most TD Receptions.....	2; Jordan Westerkamp vs. Wyoming, vs. Oregon
Most Total Offense Attempts.....	49; Tommy Armstrong Jr. vs. Oregon (16 rush, 33 passes)
Most Total Offense Yards.....	389; Tommy Armstrong Jr. vs. Wyoming (12 rush, 377 pass)
Most All-Purpose Attempts.....	28; Terrell Newby vs. Illinois (27 rushes, 1 receptions)
Most All-Purpose Yards.....	166; Terrell Newby at Northwestern
Most Touchdowns Scored.....	2; Tommy Armstrong Jr. vs. Fresno State; Devine Ozigbo vs. Fresno State; Jordan Westerkamp vs. Wyoming, vs. Oregon; Terrell Newby vs. Illinois
Most Field Goals Attempted.....	3; Drew Brown vs. Purdue
Most Field Goals Made.....	2; Drew Brown vs. Indiana; vs. Purdue
Longest Field Goal Made.....	51; Drew Brown vs. Purdue
Longest Field Goal Attempted.....	56; Drew Brown vs. Illinois
Most Interceptions.....	2; Nathan Gerry vs. Wyoming, at Wisconsin; Kieron Williams vs. Wyoming, vs. Purdue
Longest Interception TD Return.....	33; Chris Jones vs. Indiana
Longest Interception Return, No TD.....	27; Chris Jones vs. Wyoming
Longest Fumble TD Return.....	None
Longest Fumble Return, No TD.....	9; Ross Dzuris vs. Wyoming
Longest Punt Return, TD.....	None
Longest Punt Return, No TD.....	45; De'Mornay Pierson-El vs. Oregon
Most Punt Return Yardage.....	42; De'Mornay Pierson-El vs. Oregon; vs. Illinois
Longest Kickoff Return, TD.....	None
Longest Kickoff Return, No TD.....	59; Tre Bryant vs. Purdue
Longest Blocked Punt, TD.....	None
Longest Blocked Field Goal Return.....	None
Most Kickoff Return Yardage.....	62; Tre Bryant vs. Indiana
Most Punts.....	7; Caleb Lightbourn at Wisconsin (41.6 avg)
Highest Punting Average.....	47.2; Caleb Lightbourn vs. Oregon (5 punts)
Longest Punt.....	58; Caleb Lightbourn vs. Oregon

Nebraska Statistical Highs and Lows

NEBRASKA INDIVIDUAL HIGHS....(CONTINUED)	
Most Total Tackles.....	13; Josh Banderas (5 solo, 8 asst.) vs. Purdue
Most Solo Tackles.....	10; Kieron Willams vs. Indiana
Most Tackles for Loss	3; Ross Dzuris vs. Fresno State (6 yards)
Most Yards Lost.....	17; Carlos Davis vs. Purdue (1 TFL)
Most Quarterback Sacks.....	2; Ross Dzuris vs. Fresno State (4 yards); Kevin Maurice (12 yards)
Most Yards Lost.....	17; Carlos Davis vs. Purdue (1.0 sack)
Most Pass Breakups	2; Nathan Gerry at Northwestern; Chris Jones at Northwestern, vs. Indiana; Dedrick Young II vs. Purdue
Most Blocked Field Goals	None
Most Blocked Punts.....	None
Most Blocked PAT	None
OPPONENT INDIVIDUAL HIGHS	
Most Yards Rushing	120; Dare Ogunbowale (Wisconsin)
Most Rushing Attempts.....	20; Dakota Prukop (Oregon); Justin Jackson (Northwestern)
Most Yards Passing.....	309; David Blough (Purdue)
Most Passing Attempts.....	43; David Blough (Purdue)
Most Pass Completions	25; David Blough (Purdue)
Most Pass Receptions.....	9; Aaron Peck (Fresno State); Mitchell Paige (Indiana)
Most Yards Receiving.....	124; Tanner Gentry (Wyoming)
OPPONENT INDIVIDUAL LONGEST PLAYS	
Rush.....	50; Taj Griffin (Oregon)
Pass.....	88; David Blough to DeAngelo Yancey (Purdue)
Field Goal.....	45; Griffin Oakes (Indiana)
Punt Return	39; Mitchell Paige (Indiana)
Kickoff Return.....	35; Solomon Vault (Northwestern)
Fumble Return.....	34; Arrior Springs (Oregon)
Interception Return.....	23; Jimmy Herman (Purdue)
Punt.....	57; Ethan Wood (Wyoming)

Nebraska Starting Lineups

HUSKER OFFENSIVE STARTERS GAME-BY-GAME												
Opponent	WR	WR	TE	RT	RG	C	LG	LT	QB	IB	FB	PK
Fresno State	Moore	Morgan	Carter	Knevel	Farmer	Utter	Hahn	Gates	Armstrong Jr.	T. Newby	Cotton^	D. Brown
Wyoming	Moore	Reilly	Carter	Knevel	Farmer	Utter	Hahn	Gates	Armstrong Jr.	Ozigbo	Cotton&	D. Brown
Oregon	Reimers	Pierson-El	Carter	Knevel	Farmer	Utter	Hahn	Gates	Armstrong Jr.	Newby	McNitt	D. Brown
Northwestern	Moore	Morgan	Carter	Knevel	Farmer	Utter	Hahn	Gates	Armstrong Jr.	Newby	Cotton^	D. Brown
Illinois	Pierson-El	Morgan	Carter	Knevel	Whitaker	Utter	Hahn	Gates	Armstrong Jr.	Newby	Cotton^	D. Brown
Indiana	Reilly	Morgan	Cotton	Knevel	Farmer	Utter	Hahn	Gates	Armstrong Jr.	Newby	Pierson-El#	D. Brown
Purdue	Pierson-El	Morgan	Cotton	Knevel	Farmer	Utter	Hahn	Gates	Armstrong Jr.	Newby	T. Foster&	D. Brown
Wisconsin	Moore	Reilly	Cotton	Knevel	Farmer	Utter	Hahn	Gates	Armstrong Jr.	Newby	McNitt	D. Brown

#-opened in three wide receiver formation; %-NU opened in a four-receiver set (three receivers and a tight end); ^-NU opened in two tight end set; \$-NU opened in four receiver set (no tight end); &-NU opened in three tight end set.

HUSKER DEFENSIVE STARTERS GAME-BY-GAME												
Opponent	DE	DT	DT	DE	LB	LB	LB	LCB	FS	SS	RCB	P
Fresno State	Dzuris	Stoltenberg	Maurice	Akinmoladun	M. Newby	Banderas	Young II	Kalu	K. Williams	A. Williams	Jones	Lightbourn
Wyoming	Dzuris	C. Davis	Maurice	Akinmoladun	M. Newby	Banderas	Young II	Kalu	K. Williams	Gerry	Jones	Lightbourn
Oregon	Dzuris	C. Davis	Maurice	Akinmoladun	A. Williams*	Banderas	Young II	Kalu	K. Williams	Gerry	Jones	Lightbourn
Northwestern	Dzuris	C. Davis	Maurice	Akinmoladun	A. Williams*	Rose Ivey	Young II	Kalu	K. Williams	Gerry	Jones	Lightbourn
Illinois	Dzuris	C. Davis	Maurice	Akinmoladun	Rose-Ivy	Banderas	Young II	Kalu	K. Williams	Gerry	Jones	-
Indiana	Dzuris	Stoltenberg	Maurice	Akinmoladun	A. Williams*	Banderas	Young II	Kalu	K. Williams	Gerry	Jones	Lightbourn
Purdue	Dzuris	Stoltenberg	Maurice	Akinmoladun	A. Williams*	Banderas	Young II	Kalu	K. Williams	Gerry	Jones	Lightbourn
Wisconsin	Dzuris	Stoltenberg	Maurice	Akinmoladun	Rose-Ivy	Banderas	Young II	Kalu	A. Williams	Gerry	Jones	Lightbourn

* - NU opened with nickel package #- NU opened with dime packages; %-NU opened with five defensive linemen; @-NU opened with three safeties; !-NU opened with 3 defensive ends

Overall Participation

PLAYER (GAMES):	
Armstrong Jr. (8/8); Akinmoladun, Freedom (8/8); Anderson, Avery (2/-); Bailey, Christian (8/-); Banderas, Josh (8/7); Barnett, Jalin (7/-); Barry, Mohamed (8/-); Brown, Drew (8/-); Bryant, Tre (8/-); Carter, Cethan (5/5); Conrad, Cole (8/-); Cotton, Sam (8/7); Darlington, Zack (8/-); Davis, Alex (8/-); Davis, Carlos (8/4); Davis, Khalil (7/-); Decker, Michael (8/-); Domann, JoJo (8/-); Dzuris, Ross (8/8); Farmer, Tanner (7/7); Foster, Trey (8/2); Fyfe, Ryker (3/-); Gates, Nick (8/8); Gaylord, Christian (8/-); Gerry, Nathan (7/7); Gifford, Luke (3/-); Hahn, Sam (8/8); Hannon, Zach (1/-); Hoppes, Tyler (8/-); Jackson, Lamar (8/-); Johnson Jr., Dwayne (1/-); Jones, Chris (8/8); Jordan, Harrison (1/-); Joseph, Boaz (8/-); Kalu, Joshua (8/8); Ketter, Connor (8/-); King, Sedrick (5/-); Knevel, David (8/8); Lee Jr., Eric (5/-); Lightbourn, Caleb (7/-); Lindsay, Spencer (2/-); Maurice, Kevin (8/8); Mazur, Wyatt (1/-); McNitt, Luke (8/2); Moore, Alonzo (7/3); Morgan Jr., Stanley (8/5); Nabity, Graham (8/-); Natter, A.J. (4/-); Neal, DaiShon (8/-); Nelson, Jordan (8/-); Newby, Marcus (8/2); Newby, Terrell (8/7); Ober, Jordan (8/-); Ozigbo, Devine (7/1); Painter, Robby (2/-); Pierson-El, De'Mornay (8/4); Rahn, Gabe (3/-); Rath, Logan (5/-); Reed, Antonio (7/-); Reilly, Brandon (6/3); Reimers, Bryan (8/1); Rose-Ivey, Michael (8/3); Simpson, Brad (8/-); Stoltenberg, Mick (7/4); Taylor, Adam (5/-); Utter, Dylan (8/8); Weber, Chris (8/-); Westerkamp, Jordan (66/-); Whitaker, Corey (8/1); Wilbon, Mikale (6/-); Williams, Aaron (8/6); Williams, Kieron (8/7); Young II, Dedrick (8/8)	

Game 1 | Nebraska 43, Fresno St. 10

SCORE BY QUARTERS	1	2	3	4	FINAL
Fresno State	0	10	0	0	10
Nebraska	7	7	7	22	43

Lincoln (Sept. 3) --- On an emotional night for the Husker football program, Nebraska honored Sam Foltz in a 43-10 victory over Fresno State in the season opener.

On Nebraska's first series of the season, NU went three-and-out and was forced to punt, and lined up without a punter, as they honored Foltz, Nebraska's 2015 Big Ten Punter of the Year who died in a car crash in July. The sellout crowd of 90,013 roared as the play clock expired and Fresno State players applauded the Husker tribute, and declined the delay of game penalty.

Tommy Armstrong and Devine Ozigbo rushed for two touchdowns apiece, as Nebraska took control in the second half to give Mike Riley his 100th collegiate win.

Devine posted his first career 100-yard game, finishing with 103 yards on 17 carries, including first-half touchdown runs of 1 and 6 yards, while Armstrong scored twice in the second half and connected with Alonzo Moore on a 57-yard touchdown pass. The Huskers outscored the Bulldogs 29-0 in the second half. Armstrong rushed for 42 yards on 11 carries while also throwing for 108 yards and a TD. Moore was the biggest beneficiary, hauling in three passes for 92 yards while rushing for 34 yards on two carries.

Leading 14-10 at halftime, Nebraska's defense took over, forcing a three-and-out. The Huskers went 57 yards in nine plays, capped by Armstrong's nine-yard scoring run, to push their edge to 21-10 on the opening drive of the half. The Blackshirts, who forced a trio of 3-and-outs in the second half, set up the Huskers' next score after a Kieron Williams interception. Two plays later Armstrong hit Moore in stride for a 57-yard scoring strike to give NU a 28-10 lead on the first play of the fourth quarter.

Williams totaled a career-high 10 tackles for the Huskers, while Ross Dzuris had a pair of sacks, as Nebraska limited Fresno State to just 128 second-half yards with 71 of those coming on the final drive after NU built a 43-10 cushion late in the fourth quarter.

SCORING SUMMARY

QTR	TIME	TEAM	SCORE
1st	00:43	NEB	Ozigbo, Devine 1 yd run (Brown kick)
2nd	12:34	NEB	Ozigbo, Devine 6 yd run (Brown kick)
2nd	05:38	FS	Peck 7 yd pass from Virgil (Kroening kick)
2nd	00:00	FS	Kroening, Kody 26 yd field goal
3rd	09:59	NEB	Armstrong 9 yd run (Brown kick)
4th	14:51	NEB	Moore 57 yd pass from Armstrong (Brown kick)
4th	09:50	NEB	Armstrong 4 yd run (Darlington rush)
4th	04:20	NEB	Bryant 3 yd run (Lindsay kick)

TEAM STATISTICS

	FSU	NEB
FIRST DOWNS	17	20
RUSHES-YARDS (NET)	26-31	51-292
PASSING YDS (NET)	243	114
Passes Att-Comp-Int	43-24-2	13-6-0
TOTAL OFFENSE PLAYS-YARDS	69-274	64-406
Fumble Returns-Yards	0-0	0-0
Punt Returns-Yards	2-17	0-0
Kickoff Returns-Yards	5-102	1-32
Interception Returns-Yards	0-0	2-8
Punts (Number-Avg)	6-35.0	5-29.0
Fumbles-Lost	0-0	1-0
Penalties-Yards	6-29	7-80
Possession Time	28:07	31:53
Third-Down Conversions	5 of 15	5 of 11
Fourth-Down Conversions	1 of 2	1 of 1
Red-Zone Scores-Chances	2-4	5-5
Sacks By: Number-Yards	0-0	4-21

RUSHING: FS- James, Dontel 12-20; Kline, Zach 1-11; Green, Treyvon 1-3; Jordan, Jamire 1-1; O'Neal, Deonte 4-0; Johnson, KeeSean 1-minus-1; Virgil, Chason 6-minus-3;

Nebraska-Ozigbo, Devine 17-103; Newby, Terrell 11-56; Armstrong Jr., Tommy 11-42; Bryant, Tre 5-36; Moore, Alonzo 2-34; Wilbon, Mikale 1-16; Westerkamp, Jordan 1-9; Fyfe, Ryker 1-5; TEAM 1-minus-2; Pierson-El, De'Mornay 1-minus-7

PASSING: FS- Virgil, Chason 17-32-1-133-1; Kline, Zach 7-11-1-110-0. **Nebraska-Armstrong Jr.**, Tommy 5-10-0-108-1; Fyfe, Ryker 1-3-0-6-0.

RECEIVING: FS- Peck, Aaron 9-112; Johnson, KeeSean 8-61; Jordan, Jamire 5-52; Olsen, Chad 2-18. **Nebraska-Moore**, Alonzo 3-92; Morgan Jr., Stanley 1-11; Westerkamp, Jordan 1-6; Ozigbo, Devine 1-5

INTERCEPTIONS: FS- None. **Nebraska-Williams**, Kieron 1-8; Jones, Chris, 1-0

FUMBLES: FS- None. **Nebraska-Pierson-El**, De'Mornay 1-0

SACKS (Sacks-Yds): FS- None. **Nebraska-** Dzuris, Ross 2-4; Jackson, Lamar 1-11; Kalu, Joshua 1-6

TACKLE LEADER (UA-A): FS- Camilli, Jeff 3-7. **Nebraska-Williams**, Kieron 6-4

Game 2 | Nebraska 52, Wyoming 17

SCORE BY QUARTERS	1	2	3	4	FINAL
Wyoming	0	7	10	0	17
Nebraska	7	10	7	28	52

Lincoln (Sept. 10) --- Tommy Armstrong Jr. threw three touchdown passes to become NU's career leader and ran for another score, as the Huskers soared to a 52-17 win over Wyoming.

For the second straight week, Nebraska got off to a fast start, jumping out to a 17-0 lead and finished with a flourish.

After Wyoming cut the Husker lead to 24-17 heading into the fourth quarter, the Big Red erupted, outscoring the Cowboys 28-0 over the next 10 minutes, starting with Armstrong's 34-yard scoring strike to senior wide receiver Jordan Westerkamp.

The Cowboys then let the game get out of hand. On their first play from scrimmage on the ensuing drive, quarterback Josh Allen threw a screen pass behind running back Brian Hill. Ross Dzuris scooped up the backward lateral and rumbled to the one-yard line, setting up a one-yard Devine Ozigbo run to push the Big Red's lead to 38-17 with 12:59 left.

On Wyoming's next drive, Nathan Gerry intercepted Nebraska's third pass of the half, which set up a nine-yard touchdown pass to Westerkamp. The TD pass was Armstrong's 57th of his career, breaking the record of 56 by Taylor Martinez. Armstrong finished his record-setting day by completing 20-of-34 passes for 377 yards and three scores. On the ensuing drive, Chris Jones intercepted another Allen pass and returned it to the Wyoming 35. One play later, Ryker Fyfe hit Gabe Rahn with a 35-yard scoring strike to make it 52-17.

While Armstrong and the offense amassed 550 total yards, the Blackshirts set the tone for the second half by forcing six turnovers including five interceptions. The Husker defense surrendered 320 total yards, including just 131 on the ground.

The first interception of the game for the Blackshirts came from Aaron Williams, which thwarted Wyoming's second drive of the second half after the Cowboys had cut NU's lead to 17-10 with a field goal on the opening drive of the half. On the Cowboys' next possession, the Huskers pushed the lead back to 14, as Kieron Williams intercepted another Allen pass and returned it 23 yards for a score.

SCORING SUMMARY

QTR	TIME	TEAM	SCORE
1st	06:12	NEB	Armstrong Jr. 7 yd run (Brown kick)
2nd	09:03	NEB	Brown 29 yd field goal
2nd	05:57	NEB	Moore 63 yd pass from Armstrong (Brown kick)
2nd	00:08	WY	Gentry 35 yd pass from Allen (Rothe kick)
3rd	11:08	WY	Rothe 7 yd field goal
3rd	04:48	NEB	Williams 23 yd interception return (Brown kick)
3rd	01:35	WY	Hill 1 yd run (Rothe kick)
4th	13:11	NEB	Westerkamp 34 yd pass from Armstrong (Brown kick)
4th	12:59	NEB	Ozigbo 1 yd run (Brown kick)
4th	07:28	NEB	Westerkamp 9 yd pass from Armstrong (Brown kick)
4th	05:15	NEB	Rahn 35 yd pass from Fyfe (Brown kick)

TEAM STATISTICS

	WYO	NEB
FIRST DOWNS	16	25
RUSHES-YARDS (NET)	31-131	43-138
PASSING YDS (NET)	189	412
Passes Att-Comp-Int	32-16-5	35-21-1
TOTAL OFFENSE PLAYS-YARDS	63-320	78-550
Fumble Returns-Yards	0-0	1-9
Punt Returns-Yards	1-25	0-0
Kickoff Returns-Yards	2-40	3-86
Interception Returns-Yards	1-13	5-62
Punts (Number-Avg)	3-43.3	3-31.3
Fumbles-Lost	2-1	4-0
Penalties-Yards	5-42	7-93
Possession Time	26:53	33:07
Third-Down Conversions	2 of 10	8 of 14
Fourth-Down Conversions	1 of 2	0 of 2
Red-Zone Scores-Chances	2-2	4-6
Sacks By: Number-Yards	2-19	1-7

RUSHING: Wyo-Conway, Austin 3-70; Hill, Brian 17-49; Allen, Josh 7-7; Wick, Shaun 3-3; Hollister, Jacob 1-2; **Nebraska-Ozigbo**, Devine 15-44; Bryant, Tre 7-34; Newby, Terrell 4-20; Armstrong Jr., Tommy 12-12; Reilly, Brandon 1-12; Carter, Cethan 1-9; Pierson-El, De'Mornay 1-5; Lighbourn, Caleb 1-4; TEAM 1-minus-2.

PASSING: Wyo-Allen, Josh 16-32-5-189-1; **Nebraska-Armstrong**, Tommy 20-34-1-377-3; Fyfe, Ryker 1-1-0-35-1.

RECEIVING: Wyo-Gentry, Tanner 7-124; Maulhardt, Jake 4-22; Hollister, Jacob 3-20; Ellis, Jordan 1-15; Parker, Joseph 1-8. **Nebraska-Westerkamp**, Jordan 4-105; Newby, Terrell 4-27; Moore, Alonzo 3-109; Reilly, Brandon 2-52; Carter, Cethan 2-20; Morgan Jr., Stanley 2-17; Ozigbo, Devine 1-39; Rahn, Gabe 1-35; Pierson-El, De'Mornay 1-9; Bryant, Tre 1-minus-1

INTERCEPTIONS: Wyo- Wingard, Andrew 1-13. **Nebraska-Williams**, Kieron 1-23; Gerry, Nathan 2-8; Jones, Chris 1-27; Williams, Aaron 1-4.

FUMBLES: Wyo- Allen, Josh 2-1. **Nebraska-Nebraska-Armstrong**, Tommy 3-0; Bryant, Tre 1-0.

SACKS (Sacks-Yds): Wyo- May, D.J. 1-8; Granderson, Carl 1-11. **Nebraska-** Dzuris, Ross 0.5-3; Rose-Ivey, Michael 0.5-4

TACKLE LEADER (UA-A): Wyo-Wingard, Andrew 6-7. **Nebraska-Gerry**, Nathan 4-3; Banderas, Josh 2-5

Game 3 | Nebraska 35, No. 22 Oregon 32

SCORE BY QUARTERS	1	2	3	4	FINAL
Oregon	8	12	6	6	32
Nebraska	7	7	14	7	35

Lincoln (Sept. 17) -- Tommy Armstrong Jr. threw for 200 yards and three TDs, while his 34-yard draw play scored the go-ahead touchdown, lifting Nebraska to a 35-32 win over No. 22 Oregon.

Armstrong's gutsy performance included completing 17-for-33 for 200 yards and three scores while running 16 times for 95 yards and a touchdown. Nebraska posted its first win in non-conference action against a ranked opponent since 2001.

After Oregon took a 32-28 lead with 10:31 remaining, the Huskers went 80 yards on 11 plays to regain the lead. Nebraska was facing a 4th-and-9 at its 48 with less than four minutes remaining when Armstrong found Westerkamp for 14 yards to keep the chains moving. Two plays later, the senior quarterback sprinted 34 yards to give the Huskers the lead for good with 2:29 left.

Oregon had one last drive and got the ball to midfield before the Husker defense stiffened. On 3rd-and-20, Freedom Akinmoladun forced a fumble which Oregon recovered at the NU 48. The Ducks had one last chance, but Michael Rose-Ivey snuffed out the play, tackling quarterback Dakota Prukop at the 45 to secure the win.

Prukop threw for 146 yards and ran for 94 for the Ducks, who rushed for 336 yards, including 100 by Kani Benoit.

Trailing 20-7, De'Mornay Pierson-El electrified the 350th consecutive sellout, taking an Oregon punt back 45 yards to get the Huskers in scoring position. Armstrong connected with Westerkamp for a 2-yard TD pass with five seconds left in the half to cut the lead to six.

The Huskers took the second half kickoff and marched 75 yards in seven plays. The Husker ground game put Nebraska into scoring position, before Armstrong threw a 22-yard touchdown pass to Bryan Reimers to take a 21-20 lead. The Huskers extended the lead to 28-20, as Devine Ozigbo scored on a 7-yard run with 6:13 left in the third quarter.

Oregon answered back with a 75 yard touchdown drive capped by Benoit's 41-yard run one play after the Ducks converted a 3rd-and-27. Oregon regained the lead early in the fourth quarter when Brooks-James scored his third touchdown of the day, this one from one yard, to make it 32-28 after the two-point conversion failed. Oregon went just 1-of-5 in two-point conversion attempts.



SCORING SUMMARY

QTR	TIME	TEAM	SCORE
1st	08:19	ORE	Brooks-James 20 yd run (Nelson rush)
1st	02:05	NEB	Westerkamp 22 yd pass from Armstrong (Brown kick)
2nd	05:56	ORE	Brooks-James 2 yd run (pass failed)
2nd	02:30	ORE	Griffin 50 yd run (rush failed)
2nd	00:05	NEB	Westerkamp 3 yd pass from Armstrong (Brown kick)
3rd	11:48	NEB	Reimers 22 yd pass from Armstrong (Brown kick)
3rd	06:13	NEB	Ozigbo 7 yd run (Brown kick)
3rd	02:42	ORE	Benoit 41 yd run (pass failed)
4th	10:31	ORE	Brooks-James 1 yd run (rush failed)
4th	02:29	NEB	Armstrong 34 yd run (Brown kick)

TEAM STATISTICS

	ORE	NEB
FIRST DOWNS	20	26
RUSHES-YARDS (NET)	47-336	47-228
PASSING YDS (NET)	146	200
Passes Att-Comp-Int	23-14-0	35-17-0
TOTAL OFFENSE PLAYS-YARDS	70-482	82-428
Fumble Returns-Yards	1-34	0-0
Punt Returns-Yards	1-5	3-42
Kickoff Returns-Yards	4-70	2-40
Interception Returns-Yards	0-0	0-0
Punts (Number-Avg)	6-36.8	5-47.2
Fumbles-Lost	1-0	3-1
Penalties-Yards	13-126	7-55
Possession Time	24:55	35:05
Third-Down Conversions	5 of 14	5 of 13
Fourth-Down Conversions	2 of 3	2 of 3
Red-Zone Scores-Chances	3-3	2-3
Sacks By: Number-Yards	1-4	1-5

RUSHING: UO- Benoit, Kani 6-100; Prukop, Dakota 20-97; Griffin, Taj 8-68; Brooks-James, Tony 7-37; Freeman, Royce 5-31; Allen, Devon 1-1; Aiello, Brady 0-2. **Nebraska-** Ozigbo, Devine 21-95; Armstrong Jr., Tommy 16-95; Newby, Terrell 7-42; Bryant, Tre 1-4; TEAM 1-minus-2; Pierson-El, De'Mornay 1-minus-6

PASSING: UO- Prukop, Dakota 14-23-0-146-0. **Nebraska-** Armstrong Jr., Tommy 17-33-0-200-3; Fyfe, Ryker 0-1-0-0-0; Team 0-1-0-0-0.

RECEIVING: UO- Nelson, Charles 8-80; Carrington, Darren 3-36; Stanford, Dwayne 1-23; Griffin, Taj 1-6; Brown, Pharaoh 1-1. **Nebraska-** Carter, Cethan 5-48; Westerkamp, Jordan 3-39; Moore, Alonzo 3-37; Morgan Jr., Stanley 3-35; Reimers, Bryan 1-22; Pierson-El, De'Mornay 1-11; Ozigbo, Devine 1-8.

INTERCEPTIONS: UO- None. **Nebraska-** None

FUMBLES: UO- None. **Nebraska-** Pierson-El, De'Mornay 1-0; Bryant, Tre 1-0; Armstrong Jr., Tommy 1-1.

SACKS (Sacks-Yds): UO- Robinson, Tyree 1-4. **Nebraska-** Dzuris, Ross 1-5; Akinmoladun, Freedom 1-4

TACKLE LEADER (UA-A): UO- Ragin III, Johnny. 5-5. **Nebraska-** Gerry, Nathan 4-5

Game 4 | No. 20 Nebraska 24, Northwestern 13

SCORE BY QUARTERS	1	2	3	4	FINAL
Nebraska	0	10	14	0	24
Northwestern	0	7	6	0	13

Evanston, Ill. (Sept. 24) --Quarterback Tommy Armstrong Jr. rushed for a career-high 132 yards and threw for 246 yards, leading No. 20 Nebraska to a 24-13 win over Northwestern.

Nebraska amassed 556 yards of total offense, as Armstrong accounted for 378 total yards, including his first 100-yard game since 2014. He also completed 18-of-29 passes for 246 yards and one touchdown.

Alonzo Moore led the Nebraska receivers with three receptions for a team-high 72 yards, including a 59-yarder to set up Terrell Newby's second-quarter touchdown to give the Huskers a 10-7 lead. Stanley Morgan Jr. added a team-high four receptions for 33 yards, while nine different Huskers hauled in catches on the night.

Despite dominating the game statistically, Nebraska was unable to put Northwestern away because of a pair of first-half fumbles into the end zone that resulted in touchbacks for the Wildcats instead of touchdowns for the Huskers. Those setbacks caused the Huskers to trail 7-3 late into the first half until Newby found paydirt from four yards out for the Big Red with 1:41 left in the second quarter.

While Nebraska lost a pair of turnovers in the Northwestern end zone in the first half, the Blackshirts evened that category with a pair of second-half interceptions. On Northwestern's opening drive of the second half, Aaron Williams pulled down an interception in the end zone to prevent the Wildcats from regaining the lead. Williams added seven tackles, including one tackle for loss.

Armstrong and the offense made Northwestern pay by marching 80 yards in 10 plays capped by Armstrong's four-yard touchdown pass to tight end Cethan Carter to give the Big Red a 17-7 edge. Carter finished with two catches for 31 yards while adding one carry for 16 yards.

Northwestern responded quickly with Clayton Thorson's 24-yard touchdown pass to Austin Carr to cap a five-play, 52-yard drive that cut Nebraska's lead to 17-13.

Leading 17-13 after Mitchell's missed extra point, Nebraska put the game away on its next drive, as Armstrong marched the Huskers 79 yards in nine plays capped by wide receiver Jordan Westerkamp's 10-yard touchdown run with 3:06 left in the third quarter.

Westerkamp's touchdown run capped the scoring in the game, as Joshua Kalu closed out a strong effort by the Blackshirt defense with his interception deep in Nebraska territory to end Northwestern's final scoring threat late in the fourth quarter. Kalu finished the game with seven tackles.

Husker safeties Nathan Gerry and Kieron Williams led the Blackshirts with eight tackles apiece. Gerry added two tackles for loss including a shared sack with defensive tackle Mick Stoltenberg, while pitching in a pair of big breakups.

SCORING SUMMARY

2nd	13:40	NEB	Brown 23 yd field goal
2nd	09:09	NU	Thorson 42 yd run (Mitchell kick)
2nd	01:41	NEB	Newby 4 yd run (Brown kick)
3rd	09:00	NEB	Carter 4 yd pass from Armstrong (Brown kick)
3rd	07:29	NU	Carr 24 yd pass from Thorson (kick failed)
3rd	03:06	NEB	Westerkamp 10 yd run (Brown kick)

TEAM STATISTICS

	NEB	NW
FIRST DOWNS	26	23
RUSHES-YARDS (NET)	47-310	32-137
PASSING YDS (NET)	246	251
Passes Att-Comp-Int	29-18-0	38-25-2
TOTAL OFFENSE PLAYS-YARDS	76-556	70-388
Fumble Returns-Yards	0-0	0-0
Punt Returns-Yards	0-0	1-5
Kickoff Returns-Yards	1-21	3-84
Interception Returns-Yards	2-0	0-0
Punts (Number-Avg)	5-38.6	6-40.5
Fumbles-Lost	2-2	0-0
Penalties-Yards	4-60	4-36
Possession Time	35:23	24:37
Third-Down Conversions	7 of 14	5 of 14
Fourth-Down Conversions	1 of 1	0 of 2
Red-Zone Scores-Chances	4-5	0-1
Sacks By: Number-Yards	4-17	0-0

RUSHING: NW- Jackson, Justin 20-79; Thorson, Clayton 10-43; Moten IV, John 1-11; Vault, Solomon 1-4. **Nebraska-** Armstrong Jr., Tommy 13-132; Newby, Terrell 10-69; Wilbon, Mikale 6-55; Ozigbo, Devine 13-41; Carter, Cethan 1-16; Westerkamp, Jordan 1-10; TEAM 3-minus-13.

PASSING: NW- Thorson, Clayton 24-37-2-249-1; Mitchell, Jack 1-1-0-2-0. **Nebraska-** Armstrong Jr., Tommy 18-29-0-246-1

RECEIVING: NW- Carr, Austin 8-109; Nagel, Flynn 5-48; Jackson, Justin 3-18; Vault, Solomon 2-17; Dickerson, Garrett 1-14; Wilson, Macan 1-11; Moten IV, John 1-9; Scanlan, Andrew 1-8; Skowronek, Ben 1-8; Fessler, Charlie 1-7; Micucci, Matt 1-2. **Nebraska-** Morgan Jr., Stanley 4-33; Moore, Alonzo 3-72; Pierson-El, De'Mornay 3-31; Carter, Cethan 2-31; Newby, Terrell 2-14; Reilly, Brandon 1-35; Westerkamp, Jordan 1-13; Cotton, Sam 1-11; Wilbon, Mikale 1-6.

INTERCEPTIONS: NW- None. **Nebraska-** Kalu, Joshua 1-0; Williams, Aaron 1-0

FUMBLES: NW- None. **Nebraska-** Newby, Terrell 1-1; Ozigbo, Devine 1-1

SACKS (Sacks-Yds): NW- None. **Nebraska-** Maurice, Kevin 2-12; Jones, Chris 1-2; Gerry, Nathan 0.5-1; Stoltenberg, Mick 0.5-2

TACKLE LEADER (UA-A): NW- Igwebuike, Godwin 13-2. **Nebraska-** Williams, Kieron 5-3; Gerry, Nathan 5-3

Game 5 | No. 15 Nebraska 31, Illinois 16

SCORE BY QUARTERS	1	2	3	4	FINAL
Illinois	0	13	3	0	16
No. 15 Nebraska	7	3	0	21	31

Lincoln (Oct. 1) -- Terrell Newby had 113 of his season-high 140 yards in the fourth quarter, including a pair of touchdowns, as No. 15 Nebraska rallied for a 31-16 win over Illinois.

Newby was spectacular, rushing or receiving on 18 of Nebraska's final 21 plays from scrimmage, scoring on runs of 3 and 63 yards as the Huskers outscored Illinois 21-0 in the fourth quarter.

Trailing 16-10, the Huskers took control with an 18-play, 75-yard drive that took 10:42 on the clock. Newby capped the drive with five consecutive carries, extending it with a run on 4th-and-1 before scoring one play later to give Nebraska a 17-16 lead.

After forcing a three-and-out, Newby led the Huskers to another score, touching the ball on nine of 10 plays before Tommy Armstrong Jr. found Trey Foster on a six yard TD pass to push the lead to 24-16.

The Blackshirts, who allowed a season-low 270 yards, forced a three-and-out, and Newby put the game out of reach with a season-long 63-yard touchdown run for the final margin. Nebraska extended its fourth-quarter dominance to 78-6 on the season.

Newby finished with a season-high 140 yards on 27 carries en route to his third career 100-yard game. Armstrong guided a balanced offense, completing 16-of-23 passes for 220 yards and a touchdown through the air. Armstrong completed passes to 10 different receivers in the win, as Nebraska improved to 5-0 overall and 2-0 in the Big Ten.

Nebraska took control early, going 75 yards on 13 plays on its opening drive, capped by an Armstrong one-yard run. On the next possession, the Huskers tried a 56-yard field goal, but came up short. Illinois took advantage of the short field, going 60 yards on eight plays culminating in a 31-yard touchdown run by Kendrick Foster to tie the score.

Nebraska regained the lead at 10-7 on Drew Brown's 29-yard field goal, but Illinois responded with a pair of field goals in the final 1:01 of the half to take a 13-10 halftime lead. Illinois extended the margin to 16-10 on Chase McLaughlin's third field goal of the game, this one coming from 33 yards with 7:40 left in the third quarter

**Game 6 | No. 10 Nebraska 27, Indiana 22**

SCORE BY QUARTERS	1	2	3	4	FINAL
No. 10 Nebraska	17	0	0	10	27
Indiana	0	8	7	7	22

Bloomington, Ind. (Oct. 15) -- No. 10 Nebraska jumped to a 17-0 first-quarter lead then got 10 huge points in the fourth quarter to hold off Indiana, 27-22.

The Huskers, who improved to 6-0 overall and 3-0 in the Big Ten, bled the clock dry behind the play of Tommy Armstrong Jr., I-back Terrell Newby and the rest of the Nebraska offense.

After Indiana cut the Huskers' lead to 24-22 with 8:26 left, the Huskers mounted a 15-play, 60-yard march that consumed 7:41 on the clock and all of Indiana's timeouts. Newby carried the load on the drive, while Armstrong added a big 12-yard run and a key fourth-down conversion at midfield. Newby, who finished the day with 102 yards and a touchdown, had nine totes for 49 yards on Nebraska's final drive.

Drew Brown extended NU's lead to 27-22 with a 39-yard field goal with 45 seconds remaining. The Blackshirts snuffed out Indiana's final drive following Aaron Williams' game-sealing interception with 30 seconds remaining. With the win, NU improved to 6-0 for the first time since 2001 and extended its winning streak to seven games.

Williams' interception was one of two turnovers forced by the Huskers, as Chris Jones' 33-yard interception return for a score helped stake Nebraska an early 17-point lead.

Nebraska completely controlled the first quarter on both sides of the ball. Armstrong led the Huskers on a 12-play, 52-yard drive to set up Brown's 40-yard field goal to give Nebraska a 3-0 lead.

On the Huskers' next possession, NU went 64 yards in six plays, highlighted by Brandon Reilly's spectacular 45-yard reception. Newby's four-yard scoring run made it 10-0.

Just 14 seconds later, Nebraska was back celebrating a touchdown as Jones intercepted a Richard Lagow pass and sprinted 33 yards untouched into the end zone to give Nebraska 17-0 lead.

While Nebraska owned the first quarter, Indiana controlled the second and third quarters to pull within 17-15 on Devine Redding's 33-yard run on the final play of the third quarter.

But the Husker offense provided a quick-strike answer of their own early in the fourth quarter, when Stanley Morgan Jr. made an outstanding adjustment on a deep ball thrown by Armstrong and turned it into a 72-yard touchdown pass. Morgan's touchdown pushed Nebraska's to 24-15.

**SCORING SUMMARY**

QTR	TIME	TEAM	SCORE
1st	08:23	NEB	Armstrong 1 yd run (Brown kick)
2nd	10:11	ILL	Foster 31 yd run (McLaughlin kick)
2nd	05:59	NEB	Brown 29 yd field goal
2nd	01:01	ILL	McLaughlin 24 yd field goal
2nd	00:00	ILL	McLaughlin 43 yd field goal
3rd	07:40	ILL	McLaughlin 33 yd field goal
4th	11:58	NEB	Newby 3 yd run (Brown kick)
4th	04:32	NEB	Foster 6 yd pass from Armstrong (Brown kick)
4th	02:03	NEB	Newby 63 yd run (Brown kick)

TEAM STATISTICS

	ILL	NEB
FIRST DOWNS	12	23
RUSHES-YARDS (NET)	21-124	49-203
PASSING YDS (NET)	146	220
Passes Att-Comp-Int	23-14-0	23-16-1
TOTAL OFFENSE PLAYS-YARDS	44-270	72-423
Fumble Returns-Yards	0-0	0-0
Punt Returns-Yards	0-0	3-42
Kickoff Returns-Yards	2-38	2-54
Interception Returns-Yards	1-24	0-0
Punts (Number-Avg)	4-41.5	0-0.0
Fumbles-Lost	0-0	1-1
Penalties-Yards	7-48	3-35
Possession Time	21:59	38:01
Third-Down Conversions	2 of 9	10 of 14
Fourth-Down Conversions	0 of 1	1 of 1
Red-Zone Scores-Chances	2-2	4-5
Sacks By: Number-Yards	0-0	1-9

RUSHING: ILL- Corbin, Reggie 9-72; Foster, Kendrick 7-46; Lunt, Wes 2-5; Vaughn, Ke'Shawn 1-1; Echard, Nathan 2-0. **Nebraska-Newby,** Terrell 27-140; Ozigbo, Devine 10-35; Armstrong Jr., Tommy 8-12; Reilly, Brandon 1-11; Pierson-El, De'Mornay 1-4; Wilbon, Mikale 1-3.

PASSING: ILL- Lunt, Wes 13-22-0-133-0; Crouch, Chayce 1-1-0-13-0. **Nebraska-Armstrong Jr.,** Tommy 16-23-1-220-1.

RECEIVING: ILL- Turner, Malik 5-57; Corbin, Reggie 3-18; Hardee, Justin 3-17; Grant, Zach 2-28; Echard, Nathan 1-26. **Nebraska-Westerkamp,** Jordan 4-65; Morgan Jr., Stanley 3-39; Newby, Terrell 2-26; Ozigbo, Devine 1-37; Wilbon, Mikale 1-13; Cotton, Sam 1-12; Reilly, Brandon 1-10; Pierson-El, De'Mornay 1-10; Foster, Trey 1-6; Carter, Cethan 1-2.

INTERCEPTIONS: ILL- Mosley, Darius 1-24. **Nebraska-None**

FUMBLES: ILL-None. **Nebraska-Wilbon,** Mikale 1-1

SACKS (Sacks-Yds): ILL-None. **Nebraska-** Akinmoladun, Freedom 1-9

TACKLE LEADER (UA-A): ILL-Nelson, Patrick 4-12. **Nebraska-Young II,** Dedrick 2-4; Rose-Ivey, Michael 1-5

SCORING SUMMARY

1st	09:46	NEB	Brown 40 yd field goal
1st	04:47	NEB	Newby 4 yd run (Brown kick)
1st	04:33	NEB	Jones 33 yd interception return (Brown kick)
2nd	12:29	IND	TEAM safety
2nd	07:23	IND	Oakes 36 yd field goal
2nd	01:18	IND	Oakes 45 yd field goal
3rd	00:00	IND	Redding 33 yd run (Oakes kick)
4th	09:57	NEB	Morgan Jr. 72 yd pass from Armstrong (Brown kick)
4th	08:26	IND	Redding 4 yd pass from Lagow (Oakes kick)
4th	00:45	NEB	Brown 39 yd field goal

TEAM STATISTICS

	NEB	IND
FIRST DOWNS	17	18
RUSHES-YARDS (NET)	45-152	30-88
PASSING YDS (NET)	208	245
Passes Att-Comp-Int	26-10-2	39-24-2
TOTAL OFFENSE PLAYS-YARDS	71-360	69-333
Fumble Returns-Yards	0-0	0-0
Punt Returns-Yards	4-25	2-48
Kickoff Returns-Yards	3-62	4-76
Interception Returns-Yards	2-29	2-4
Punts (Number-Avg)	6-31.5	6-40.3
Fumbles-Lost	0-0	0-0
Penalties-Yards	9-53	1-10
Possession Time	32:56	27:04
Third-Down Conversions	5 of 15	5 of 15
Fourth-Down Conversions	1 of 1	0 of 2
Red-Zone Scores-Chances	2-2	2-2
Sacks By: Number-Yards	3-24	1-13

RUSHING: IND- Redding, Devine 11-57; Diamont, Zander 8-31; Williams, Devonte 4-10 Paige, Mitchell 1-7; Majette, Mike 3-5; Natee, Tyler 1-minus-1; Lagow, Richard 2-minus-21. **Nebraska-** Newby, Terrell 22-102; Armstrong Jr., Tommy 11-36; Reilly, Brandon 3-7; Pierson-El, De'Mornay 2-6; Ozigbo, Devine 1-2; Bryant, Tre 5-1; TEAM 1-2.

PASSING: IND- Lagow, Richard 19-32-2-196-1; Diamont, Zander 5-7-0-49-0. **Nebraska-Armstrong Jr.,** Tommy 10-26-2-208-1

RECEIVING: IND-Paige, Mitchell 9-101; Jones, Ricky 6-76; Williams, Devonte 2-18; Redding, Devine 2-5; Hale, Donovan 1-18; Thorton, Leon 1-11; Timian, Luke 1-11; Friend, Danny 1-6; Majette, Mike 1-minus-1. **Nebraska-Morgan Jr.,** Stanley 3-93; Cotton, Sam 3-37; Reilly, Brandon 2-60; Reimers, Bryan 1-17; Newby, Terrell 1-1.

INTERCEPTIONS: IND-Fields, Tony 1-0; Crawford, Jonathan 1-4. **Nebraska-Jones,** Chris 1-33; Williams, Aaron 1-minus-4

FUMBLES: IND-None **Nebraska-None**

SACKS (Sacks-Yds): IND-Oliver, Marcus 1-13. **Nebraska-Young,** Dedrick 1-3; Williams, Aaron 1-13; Newby, Marcus 1-8

TACKLE LEADER (UA-A): IND-Scales, Tegray 8-4. **Nebraska-Banderas,** Josh 8-3

Game 7 | No. 8 Nebraska 27, Purdue 14

SCORE BY QUARTERS	1	2	3	4	FINAL
Purdue	7	7	0	0	14
No. 8 Nebraska	10	0	7	10	27

Lincoln (Oct. 22) – Tommy Armstrong Jr. became Nebraska's career leader in pass completions and accounted for 303 yards of total offense as Nebraska improved to 7-0 with a 27-14 win over Purdue.

Armstrong completed 17-of-31 passes for 252 yards and one touchdown, while adding 51 rushing yards and a touchdown.

Nebraska used another quick start and a strong second-half defensive effort to remain unbeaten. Kieron Williams opened the game with an interception on Purdue's first play from scrimmage and Armstrong scampered 22 yards on the next play, giving the Huskers a 7-0 lead just 16 seconds into the game.

Purdue came right back behind the play of David Blough, who was 16-of-20 for 231 yards and two TD passes in the first half. Blough found DeAngelo Yancey on scoring passes of one and 88 yards, as the Boilermakers took a 14-10 lead into the locker room.


But as they have done throughout the season, the Huskers controlled the second half, outscoring Purdue 17-0 after halftime, including 10-0 in the fourth quarter. The Blackshirts allowed just 94 yards in the second half, giving the Husker offense time to regroup. Josh Banderas led NU with a season-high 13 tackles, while Williams posted his second multi-interception game of his career.

Nebraska regained the lead for good midway through the third quarter, going 68 yards in five plays, as Armstrong found a streaking De'Mornay Pierson-El for a 40-yard scoring strike to give NU a 17-14 lead. Pierson-El had three catches for a season-high 69 yards, while Brandon Reilly led the Huskers with four catches for 73 yards.

After forcing a Purdue punt, Nebraska put together its most sustained drive of the day with an 11-play 82-yard march, culminating in a 24-yard scoring run from Alonzo Moore to extend the lead to 24-14 with 14:05 left.

On Purdue's next possession, the Boilermakers attempted a fake punt in their own territory that was snuffed out by the Husker special teams. Despite losing five yards on their drive, the Huskers and Drew Brown put three more points on the board with his career-long 51-yard field goal to give Nebraska a 27-14 edge. The Blackshirts continued to apply pressure, snuffing out another Purdue drive with Williams' second interception of the game and team-leading fourth of the season.

As a team, Nebraska amassed 409 yards of total offense including 157 rushing yards on 37 attempts. The Huskers also controlled the clock by holding possession for 33:19. Terrell Newby led the NU ground game with 82 yards on 22 carries. Blough completed 25-of-43 passes for 309 yards with two touchdowns and one interception.



SCORING SUMMARY

1st	14:44	NEB	Armstrong 22 yd run (Brown kick)
1st	10:20	PUR	Yancey 1 yd pass from Blough (Dellinger kick)
1st	04:03	NEB	Brown 30 yd field goal
2nd	10:52	PUR	Yancey 88 yd pass from Blough (Dellinger kick)
3rd	07:45	NEB	Pierson-El 40 yd pass from Armstrong (Brown kick)
4th	14:05	NEB	Moore 24 yd run (Brown kick)
4th	11:10	NEB	Brown 51 yd field goal

TEAM STATISTICS

	PUR	NEB
FIRST DOWNS	13	22
RUSHES-YARDS (NET)	22-24	37-157
PASSING YDS (NET)	309	252
Passes Att-Comp-Int	45-25-2	31-17-1
TOTAL OFFENSE PLAYS-YARDS	67-333	68-409
Fumble Returns-Yards	0-0	0-0
Punt Returns-Yards	1-4	1-0
Kickoff Returns-Yards	2-41	1-59
Interception Returns-Yards	1-23	2-1
Punts (Number-Avg)	5-44.6	5-40.0
Fumbles-Lost	0-0	0-0
Penalties-Yards	4-32	7-67
Possession Time	26:41	33:19
Third-Down Conversions	6 of 16	7 of 15
Fourth-Down Conversions	2 of 5	0 of 0
Red-Zone Scores-Chances	1-1	3-3
Sacks By: Number-Yards	1-14	3-32

RUSHING: **Purdue**-Jones, Markell 10-36; Worship, Richie 3-8; Lankford-Johnson, Brian 1-2; Kimbrough, Malik 2-1; **TEAM** 1-minus-2; Blough, David 5-minus-21. **Nebraska**-Newby, Terrell 22-82; Armstrong Jr., Tommy 10-51; Moore, Alonzo 2-24; Wilbon, Mikale 1-1; Pierson-El, De'Mornay 1-0; **TEAM** 1-minus-1

PASSING: **Purdue**-Blough, David 25-43-1-309-2; Jones, Markell 0-1-1-0-0; Marshall, Bilal 0-1-0-0-0. **Nebraska**-Armstrong Jr., Tommy 17-31-1-252-1

RECEIVING: **Purdue**-Marshall, Bilal 5-84; Herdman, Cole 5-39; Yancey, DeAngelo 4-100; Jones, Markell 4-27; Posey, Cameron 3-29; Hopkins, Brycen 2-20; Kimbrough, Malik 1-5; Phillips, Gregory 1-5. **Nebraska**-Reilly, Brandon 4-73; Pierson-El, De'Mornay 3-69; Cotton, Sam 3-27; Morgan Jr., Stanley 2-43; Newby, Terrell 2-21; Moore, Alonzo 1-14; Wilbon, Mikale 1-4; Bryant, Tre 1-1.

INTERCEPTIONS: **Purdue**-Hermann, Jimmy 1-23. **Nebraska**-Williams, Kieron 2-1

FUMBLES: **Purdue**-None **Nebraska**-None

SACKS (Sacks-Yds): **Purdue**-Neal, Lorenzo 1-9. **Nebraska**-Davis, Carlos 1-17; Maurice, Kevin 1-8; Dzuris, Ross 1-7

TACKLE LEADER (UA-A): **Purdue**-Hunte, De'Wan 4-5. **Nebraska**-Banderas, Josh 5-8

Game 8 | No. 11 Wisconsin 23, No. 7 Nebraska 17

SCORE BY QUARTERS	1	2	3	4	OT	FINAL
No. 7 Nebraska	0	7	0	10	0	17
No. 11 Wisconsin	7	3	7	0	6	23

Madison, Wis. (Oct. 29) -- No. 7 Nebraska overcame a 10-point fourth-quarter deficit to send the game to overtime tied at 17, but No. 11 Wisconsin scored a touchdown on its first OT possession to give the Badgers a 23-17 win at Camp Randall Stadium.

Dare Ogunbowale scored from 11 yards out in overtime, but Andrew Endicott missed the extra-point attempt wide left to leave the door open for the Huskers in overtime.

The Huskers could not capitalize, as Tommy Armstrong could not connect with Stanley Morgan Jr. in the end zone for the potential game winner. Morgan had four catches for 56 yards in the fourth quarter to help NU get to overtime.

Morgan finished the night with a career-high five catches for 58 yards, while Jordan Westerkamp added three receptions for a team-best 62 yards.

Armstrong struggled throughout the night against a stingy Badger defense, completing just 12-of-31 passes for 153 yards with two first-half interceptions. However, Nebraska's Blackshirt defense allowed just three points off the turnovers to keep the Huskers within striking distance.

The Blackshirts made up for Armstrong's first-half interceptions by pulling down a pair of their own in the fourth quarter - both by senior safety Nathan Gerry. The Husker offense also managed just three points from the two turnovers.

In fact, the two teams not only matched each other point-for-point during regulation, it was nearly yard-for-yard. Nebraska totaled 303 yards in regulation, while Wisconsin had 312. But in the overtime, Wisconsin prevailed with six points and 25 yards on the ground, while the Huskers mustered just two yards on their OT possession.

The teams traded early touchdowns before Wisconsin took a 10-7 lead on Endicott's 44-yard field goal with 6:53 left in the half. Wisconsin extended the margin to 17-7 midway through the third quarter as Alex Hornibrook hit Robert Wheelwright with a nine-yard touchdown pass.

Nebraska fought back, scoring 10 unanswered points in the fourth quarter to send the game to overtime. Armstrong led NU on a 14-play drive, going the final two yards to pull Nebraska within 17-14 with 13:45 remaining.

Gerry led the Huskers with a pair of fourth-quarter interceptions. His second led to NU's game-tying field goal. NU went 52 yards in 11 plays before Drew Brown's 35-yard field tied the score with 3:43 in regulation.



SCORING SUMMARY

1st	09:46	NEB	Brown 40 yd field goal
1st	09:38	WIS	Shaw 21 yd run (Endicott kick)
2nd	13:41	NEB	Ozigbo 1 yd run (Brown kick)
2nd	06:53	WIS	Endicott 44 yd field goal
3rd	08:17	WIS	Wheelwright 9 yd pass from Hornibrook (Endicott kick)
4th	13:45	NEB	Armstrong Jr. 2 yd run (Brown kick)
4th	03:43	NEB	Brown 35 yd field goal
OT	15:00	WIS	Ogunbowale 11 yd run (Endicott kick failed)

TEAM STATISTICS

	NEB	WIS
FIRST DOWNS	16	16
RUSHES-YARDS (NET)	44-152	38-223
PASSING YDS (NET)	153	114
Passes Att-Comp-Int	31-12-2	23-14-2
TOTAL OFFENSE PLAYS-YARDS	75-305	61-337
Fumble Returns-Yards	0-0	0-0
Punt Returns-Yards	4-36	1-24
Kickoff Returns-Yards	2-34	2-45
Interception Returns-Yards	2-10	2-5
Punts (Number-Avg)	7-41.6	6-38.3
Fumbles-Lost	0-0	0-0
Penalties-Yards	2-10	1-5
Possession Time	32:15	27:45
Third-Down Conversions	9 of 18	5 of 13
Fourth-Down Conversions	0 of 1	0 of 0
Red-Zone Scores-Chances	3-3	2-2
Sacks By: Number-Yards	2-10	1-8

RUSHING: **WIS**-Ogunbowale, Dare 11-120; Clement, Corey 19-82; Shaw, Bradrick 2-23; Wheelwright, Robert 1-6; Peavy, Jazz 1-2; Ingold, Alec 1-1; Team 1-minus-1; Houston, Bart 2-10. **Nebraska**-Newby, Terrell 17-77; Armstrong Jr., Tommy 13-39; Ozigbo, Devine 10-33; Pierson-El, De'Mornay 2-2; Wilbon, Mikale 2-2; Westerkamp, Jordan 1-minus-1

PASSING: **WIS**-Hornibrook, Alex 10-16-1-71-1; Houston, Bart 4-7-1-43-0. **Nebraska**-Armstrong Jr., Tommy 12-31-2-153-0

RECEIVING: **WIS**-Wheelwright, Robert 5-43; Fumagalli, Troy 4-48; Peavy, Jazz 3-25; Ramesh, Austin 1-minus-1; Ogunbowale, Dare 1-minus-1. **Nebraska**-Morgan Jr., Stanley 5-58; Westerkamp, Jordan 3-62; Reilly, Brandon 2-19; Pierson-El, De'Mornay 1-14; Tewby, Terrell 1-0

INTERCEPTIONS: **WIS**-Shelton, Sojour 1-0; Dixon, D'Cota 1-5. **Nebraska**-Gerry, Nathan 2-10

FUMBLES: **WIS**-None **Nebraska**-None

SACKS (Sacks-Yds): **WIS**-Dooley, Garret 1-8. **Nebraska**-Davis, Carlos 1-7; Stoltenberg, Mick 1-3
TACKLE LEADER (UA-A): **WIS**-Jacobs, Leon 7-4; Connelly, Ryan 7-4. **Nebraska**-Rose-Ivey, Michael 6-2; Banderas, Josh 4-4