

N NEBRASKA FOOTBALL

FIVE-TIME NATIONAL CHAMPIONS • MOST WINS IN THE NATION LAST 40, 50 & 60 YEARS



**NEBRASKA
CORNHUSKERS**

**GAME 7: NEBRASKA (6-0, 3-0) vs.
PURDUE (3-3, 1-2)**

OCT. 22, 2016 • 2:30 P.M. (CT)

MEMORIAL STADIUM/TOM OSBORNE FIELD

LINCOLN, NEB.

CAPACITY: 86,047; SURFACE: FIELDTURF



**PURDUE
BOILERMAKERS**

- **Record:** 6-0 (3-0, Big Ten)
- **Last Game:** Indiana, W, 27-22
- **Rankings:** AP-8; Coaches-9
- **Series:** Tied, 2-2
- **Coach:** Mike Riley
- **At Nebraska:** 12-7 (2nd year)
- **Career:** 105-87 (16th year)
- **vs. Purdue:** 0-1



Mike Patrick, Play-by-Play
Ed Cunningham, Analyst
Dr. Jerry Punch, Sidelines

- **Record:** 3-3 (1-2, Big Ten)
- **Last Game:** Iowa, L, 49-35
- **Rankings:** not ranked
- **Interim Coach:** Gerad Parker
- **At Purdue:** first game

11

Nebraska enters the week as one of 11 unbeaten teams in the Football Bowl Subdivision, including three Big Ten teams. Nebraska is also one of 13 FBS teams to already clinch bowl eligibility in 2016.

87

Nebraska averages 87.3 rushing yards per game in the fourth quarter. The fourth-quarter output accounts for nearly 40 percent of Nebraska's total rushing yardage for the season.

5

Nebraska ranks fifth in the nation with interceptions in six games. The Huskers have returned two interceptions for touchdowns, including Chris Jones' 33-yard return at Indiana.

THE MATCHUP

Nebraska returns home to Lincoln on Saturday afternoon when the Huskers play host to Purdue in a Big Ten West matchup. Game time at Memorial Stadium is set for 2:30 p.m. CT, and the contest will be televised on ABC.

The Huskers are 6-0 on the 2016 season, including 3-0 in Big Ten play, following a 27-22 win at Indiana on Saturday. Nebraska once again used a strong fourth quarter to put the game away, scoring 10 points in the final period, while controlling the ball for more than 11 minutes.

The 6-0 start is Nebraska's best since the 2001 Huskers opened the season with an 11-0 record. Nebraska has also won seven straight games overall, also the Huskers' longest winning streak since 2001.

The Huskers' road win at Indiana helped Nebraska move up to No. 8 in the Associated Press Poll and stay at No. 9 in the USA Today Coaches Poll. The AP ranking is Nebraska's highest since being ranked fifth in the AP poll in mid-October in 2010.

Purdue will come to Lincoln with a 3-3 record, including a 1-2 Big Ten mark, following a 49-35 loss to Iowa on Saturday in West Lafayette. The Boilermakers offense has been strong in recent weeks, gaining better than 450 yards in three of their past four games. Boilermaker quarterback David Blough leads the Big Ten in total offense, averaging better than 300 yards per game.

NEBRASKA FOOTBALL TOP 10

- Nebraska is 886-368-40 all-time, one of only 10 schools with 800 wins.
- The Cornhuskers rank fourth all-time with their 886 victories.
- Nebraska has won five national titles (1970, 1971, 1994, 1995, 1997).
- The Huskers have won 46 conference championships.
- Nebraska's 52 all-time bowl appearances rank third nationally.
- Three Huskers have won the Heisman Trophy (Rodgers, Rozier, Crouch).
- Nebraska's 107 football Academic All-Americans lead the nation.
- The Huskers have 110 first-team All-Americans in school history.
- Nebraska football is the only team in any sport in NCAA history to total 100 athletic and academic All-Americans.
- Memorial Stadium has been sold out every game since Nov. 3, 1962, a streak of 352 consecutive sellouts, including this week's game against Purdue.



HUSKER RADIO

Greg Sharpe
Matt Davison
Brenden Stai

NATIONAL SIMULCASTS

- Sirius: 81
- XM: 81

1	NEBRASKA FRESNO STATE	43 10
Sept. 3 • 7 p.m. (BTN) Lincoln, Neb. • Memorial Stadium		
2	NEBRASKA WYOMING	52 17
Sept. 10 • 11 a.m. (ESPN2) Lincoln, Neb. • Memorial Stadium		
3	NEBRASKA #22 OREGON	35 32
Sept. 17 • 2:30 p.m. (ABC) Lincoln, Neb. • Memorial Stadium		
4	#20 NEBRASKA NORTHWESTERN	24 13
Sept. 24 • 6:30 p.m. (BTN) Evanston, Ill. • Ryan Field		
5	#15 NEBRASKA ILLINOIS	31 16
Oct. 1 • 2:30 p.m. (ESPN2) Lincoln, Neb. • Memorial Stadium		
6	#10 NEBRASKA INDIANA	27 22
Oct. 15 • 2:30 p.m. (ABC/ESPN2) Bloomington, Ind. • Memorial Stadium		
7	PURDUE # 8 NEBRASKA	3-3 6-0
Oct. 22 • 2:30 p.m. (ABC/ESPN2) Lincoln, Neb. • Memorial Stadium		
8	NEBRASKA #10 WISCONSIN	6-0 4-2
Oct. 29 • 6 p.m. (ABC/ESPN/ESPN2) Madison, Wis. • Camp Randall Stadium		
9	NEBRASKA #2 OHIO STATE	6-0 6-0
Nov. 5 • 7 p.m. (ABC/ESPN/ESPN2) Columbus, Ohio • Ohio Stadium		
10	MINNESOTA NEBRASKA	4-2 6-0
Nov. 12 • 6:30 p.m. (BTN) Lincoln, Neb. • Memorial Stadium		
11	MARYLAND NEBRASKA	4-2 6-0
Nov. 19 • (TBA) (TBA) Lincoln, Neb. • Memorial Stadium		
12	NEBRASKA IOWA	6-0 5-2
Nov. 25 • TBA (TBA) Iowa City, Iowa • Kinnick Stadium		
13	BIG TEN CONFERENCE CHAMPIONSHIP GAME	
Dec. 3 • 7:17 p.m. (FOX) Indianapolis, Ind. • Lucas Oil Stadium		

NEBRASKA COMMUNICATIONS

One Memorial Stadium
P.O. Box 880123
Lincoln, NE 68588-0123
(402) 472-2263
sportsinfo@huskers.com
Shipping Address: 600 Stadium Drive

FOOTBALL CONTACTS

Credential Requests Huskers.com/Media

Assistant A.D./Communications.....Keith Mann
Phone.....402-472-0237
E-Mail.....kmann@huskers.com
Sr. Assoc. Comm. Director.....Shamus McKnight
Phone.....402-472-7772
E-Mail.....smcknight@huskers.com

Associate Comm. Director.....Matt Smith
Phone.....402-472-7780
E-Mail.....msmith@huskers.com

Associate Comm. Director.....Jeremy Foote
Phone.....402-472-7778
E-Mail.....jfoote@huskers.com

Admin. Associate (Credentials).....Vicki Capazo
Phone.....402-472-2263
E-Mail.....vcapazo@huskers.com

Huskers.com • @Huskers

GENERAL POLICIES

All player and coach interviews must be arranged at least one day in advance through the Nebraska Communications Office. Contact Keith Mann, Shamus McKnight, Matt Smith or Jeremy Foote. All post-practice interviews will be conducted at the practice site. Interviews will not be conducted in the weight room, Student Life Complex, training room, hallways or the tunnel leading from the locker room to the field. The Nebraska locker room, training room and football office meeting rooms are **OFF-LIMITS** to the media. When arriving for post-practice interviews, media should wait in the Hawks Center lobby, or access Memorial Stadium through Gate 11 entrance if practice is in the stadium.

Requested players are available (depending on class schedules) at the Monday press conferences (11:30 a.m.-1 p.m.) and after practice on the field on Tuesday (defense) and Wednesday (offense). Players cell phone numbers will **NOT** be given to the media.

Practices are **CLOSED** to the media and to the general public during the season. Media will be allowed to shoot photos/video at the start of practice on Tuesdays (app. 15 minutes). A Communications representative will be on hand during the open portion of practice.

After all games, Nebraska's locker room is closed. Head Coach Mike Riley, coordinators and requested players will be brought to the postgame interview room after a 10-minute cooling off period. At home, the postgame interview room is located in the strength complex of the Osborne Athletic Complex. Media are asked to wait to set up equipment until the conclusion of halftime. On the road, Coach Riley, assistant coaches and requested players will be brought to the designated interview area. Please note, **NO INTERVIEWS** will be conducted on the field as the players are returning to the locker room.

NEBRASKA MEDIA INFORMATION AND POLICIES

COACH AND PLAYER AVAILABILITY

MONDAY

Nebraska Weekly Press Conference

Coach Riley will be available in the West Stadium Level 6 at Memorial Stadium at 11:30 a.m. CT. The press conference will be available free at Huskers.com. Players will generally follow Coach Riley at the press conference.

Nebraska will not practice on Mondays.

TUESDAY

Big Ten Teleconference (Mike Riley - 11:24 a.m. CT)

To participate on the teleconference, media members should call 1-866-392-7674. Contact the Big Ten Conference Office for the weekly passcode. The calls will be available for playback approximately two hours after each conference at www.bigten.org.

- 11:00 a.m. – Pat Fitzgerald, Northwestern
- 11:08 a.m. – Jim Harbaugh, Michigan
- 11:16 a.m. – Paul Chryst, Wisconsin
- **11:24 A.M. – MIKE RILEY, NEBRASKA**
- 11:32 a.m. – Mark Dantonio, Michigan State
- 11:40 a.m. – Kirk Ferentz, Iowa
- 11:48 a.m. – Tracy Claeys, Minnesota
- 11:56 a.m. – Chris Ash, Rutgers
- 12:04 p.m. – Lovie Smith, Illinois
- 12:12 p.m. – DJ Durkin, Maryland
- 12:20 p.m. – Gerard Parker, Purdue
- 12:28 p.m. – James Franklin, Penn State
- 12:36 p.m. – Urban Meyer, Ohio State
- 12:44 p.m. – Kevin Wilson, Indiana

Defensive coordinator Mark Banker, requested defensive assistants and requested defensive players not at press conference available on field after practice.

WEDNESDAY

Offensive coordinator Danny Langsdorf, requested offensive assistants and requested offensive players not at press conference available on field after practice.

THURSDAY

Coach Riley available after practice on field.

FRIDAY

No Media Availability.

RILEY PHONE INTERVIEWS

Media wishing to try to arrange a phone interview may contact Keith Mann for availability. Please contact the Communications Office as far in advance as possible.

PLAYER PHONE INTERVIEWS

Out-of-town media requesting phone interviews with Nebraska players should contact Keith Mann or Shamus McKnight with those requests, preferably on Sundays, but no later than 10 a.m. CT on Monday of game week.

PLAYER/COACH MUG SHOTS

Action photos and/or a DVD of Nebraska mug shots may be obtained by calling or e-mailing the Nebraska Communications Office.

HUSKERS.COM

Huskers.com is the official site of Nebraska Athletics and includes updated stats, game notes, depth chart and extensive quotes and audio and video clips from Nebraska's Monday press conference, including Coach Riley and selected players in the afternoon.

CREDENTIALS

Media may make credential requests for Nebraska home games on-line at Huskers.com/media. Follow the steps on the web site to complete the application. You will receive an e-mail confirming your application, and approval/denial e-mail. Contact Vicki Capazo at (402) 472-2263 with questions. Once again this season, photo ID will be required to gain access to the stadium on game day and the name on your photo ID and credential must match. Single-game credentials will not be mailed and must be picked up on game day at media will call.

TELECONFERENCE/SATELLITE FEED/FTP

For video of Nebraska's press conferences contact the Communications Office. All of Coach Riley's press conferences are available live on Huskers.com. Several players will follow Riley at the press conference.

MEDIA GUIDE AND SUPPLEMENT ON-LINE

PDF versions of the 2016 Nebraska media guide and media supplement are available on Huskers.com. Please go to the "Football" page, on the right menu, click on "2016 Media Guide" and proceed.

BANK OF THE WEST NEBRASKA FOOTBALL SHOW "DAY BY DAY"

The Nebraska Football television show will air on several affiliates throughout the 2016 season. The stations and times are as follows:

- KOLN/KGIN–Lincoln (Sunday, 10:35 p.m.)
- KNPL–North Platte (Sunday, 10:35 p.m.)
- KMTV–Omaha (Sunday, 11 p.m.)
- Fox Sports Midwest–Monday, 1 p.m.

The N-Side Nebraska show will follow the half-hour football show and feature all 24 of Nebraska's sports, including football during the fall.

IMG HUSKER SPORTS RADIO NETWORK

The Husker IMG Sports Network will continue the strong tradition of broadcasting excellence in 2016, as it brings NU football to fans across the nation and the world.

In the state of Nebraska, KXSP (590 AM and KEZO (92.3 FM) serve as the Omaha affiliates. KLIN (1400 AM) along with KFGE (98.1 FM) remain the Lincoln affiliates, while KRVN (880 AM) is a powerful central Nebraska affiliate that reaches around the state. All radio broadcasts are available live on Huskers.com, the Official Husker App, TuneIn.com, the TuneIn Radio App and SiriusXM Satellite Radio.

2016 NEBRASKA STATIONS

- Ainsworth: 1400 AM
- Alliance: 1400 AM
- Beatrice: 1450 AM
- Broken Bow: 95.3 FM
- Chadron: 610 AM
- Columbus: 900 AM/101.1 FM
- Cozad: 1580 AM
- Fairbury: 1310 AM/99.5 FM
- Falls City: 1230 AM
- Fremont: 105.5 FM
- Grand Island: 1430 AM/97.3 FM
- Hastings: 1230 AM/94.5 FM
- Holdrege: 97.7 FM
- Imperial: 102.9 FM
- Kearney: 1340/105.9
- Lexington: 880 AM
- Lincoln: 1400 AM/98.1 FM
- McCook: 93.9/102.1 FM
- Neb. City: 1600 AM/103.1 FM
- Norfolk: 94.7 FM
- North Platte: 1240 AM/103.5 FM
- Ogallala: 93.5 FM
- Omaha: 590 AM/92.3 FM
- Scottsbluff: 960 AM/94.1 FM
- Sidney: 1340 AM/98.7 FM
- Superior: 1600 AM/103.9 FM
- Valentine: 940 AM
- West Point: 840/98.3 AM
- York: 1370 AM

WEEKLY MEDIA CALENDAR: NEBRASKA VS. PURDUE (OCT. 17-22)

MONDAY, OCT. 17	TUESDAY, OCT. 18	WEDNESDAY, OCT. 19	THURSDAY, OCT. 20	FRIDAY, OCT. 21	SATURDAY, OCT. 22
PRESS CONFERENCE 11 a.m. - Lunch 11:30 a.m. - Mike Riley <i>Players to follow</i>	BIG TEN CONF. CALL 11 a.m. - Call begins 11:24 a.m. - Mike Riley <i>Details: Contact Big Ten</i>		NEBRASKA FOOTBALL RADIO HOUR (HSN) 7 p.m. - Trent Bray		GAME DAY Nebraska vs. Purdue 2:30 P.M CT (ABC)
NO PRACTICE	PRACTICE 3:45 - 5:30 p.m. Available after practice: • Mark Banker • Requested def. players • Requested def. coaches	PRACTICE 3:45 - 5:30 p.m. Available after practice: • Danny Langsdorf • Requested off. players • Requested off. coaches	PRACTICE 4 - 5:20 p.m. Available after practice: • Mike Riley	PRACTICE Afternoon Walk-Thru in Lincoln NO MEDIA ACCESS	POST-GAME Post-game interview area Available after game: • Mike Riley • Coordinators • Requested players

NEBRASKA-PURDUE SERIES

Games: 4
Standing: Series tied, 2-2
At Lincoln: Nebraska leads, 1-0

Date	Site	Rank		Result	Score
		NU/PUR			
9-27-58	W. Laf.	/	L	0-28	
10-12-13	W. Laf.	/	W	44-7	
11-1-14	Lincoln	17/	W	35-14	
10-31-15	W. Laf.	/	L	45-55	

Series scoring	Total	Average
Nebraska	124	31.0
Purdue	104	26.0

- Prior to the schools' first meeting as Big Ten foes in 2013, Nebraska and Purdue had not met since 1958.
- Nebraska won the only meeting between the schools in Lincoln with a 35-14 win in 2014.

HUSKERS CONTINUE RISE IN NATIONAL RANKINGS

Nebraska began the season unranked, before entering the national polls after starting 3-0. The Huskers have continued a steady rise in the polls the past three weeks. NU is ranked No. 8 in this week's AP poll and ninth in the coaches rankings.

- The No. 8 ranking in the AP poll is the Huskers' highest since being ranked No. 5 in the country in October of 2010.
- Nebraska moved into the top 10 on Oct. 10 prior to its game at Indiana. The Huskers' top-10 ranking was its first since November of 2011.

NEBRASKA FINISHES FIRST HALF OF SEASON UNBLEMISHED

Nebraska has navigated the first half of its 2016 schedule with a perfect 6-0 record. The 6-0 record is Nebraska's first since opening the 2001 season with an 11-0 mark. Nebraska is one of 11 remaining undefeated teams in the FBS ranks, including nine in Power Five Conferences.

- Nebraska had previously opened the 2003, 2010 and 2014 seasons with 5-0 records, but dropped its sixth game.
- Nebraska has won seven straight games overall, including last year's bowl victory. The seven-game win streak is also NU's longest win streak since its 13-game win streak spanning 2000 and 2001. Nebraska had four six-game winning streaks between 2008 and 2014.
- The Huskers are 3-0 in Big Ten play for the first time since joining the league in 2011. The 3-0 conference start is Nebraska's first since 2006 when NU opened Big 12 play with a 3-0 record.
- Nebraska has won three straight Big Ten Conference road games, marking NU's longest conference road winning streak since winning four straight Big Ten games away from Lincoln spanning the 2012 and 2013 seasons.

HUSKERS ON STRONG 10-GAME RUN

Nebraska has opened the year with a 6-0 record for the first time since 2001. Combined with a 3-1 finish to the 2015 campaign, the Huskers have now won nine of their past 10 games.

- Nebraska's 9-1 record over a 10-game span is its best since winning nine of its final 10 regular-season games in the 2012 campaign.
- The last time Nebraska won 10 of 11 games at any point was spanning the 2009 and 2010 seasons, when the Huskers won 11 of 12 games.
- Nebraska's 9-1 record in the past 10 games makes the Huskers one of 10 teams in the FBS with a 9-1 or better record in the past 10 games. Only Alabama has a 10-0 record in that stretch.

FBS BEST RECORDS PAST 10 GAMES

Team	Last 10 Games
Alabama	10-0
NEBRASKA	9-1
Michigan	9-1
Ohio State	9-1
Clemson	9-1
Houston	9-1
San Diego State	9-1
Washington	9-1
Western Michigan	9-1
West Virginia	9-1

HUSKERS HAMMERING FOES IN FOURTH QUARTER

Nebraska has proven to be a dominant fourth-quarter team in opening the season with a 6-0 record. Nebraska owns a nation-best 75-point advantage in fourth-quarter scoring.

- In Nebraska's win at Indiana, the Huskers scored 10 fourth-quarter points to secure a victory. NU outgained Indiana 150-80 in the final quarter and held the ball for 11:16.
- Against Illinois, Nebraska had a 149-18 advantage in yards in the final quarter. The Huskers also had a 6-0 advantage in first downs and held the ball for 10:59.

2016 FOURTH QUARTER SCORING

Game	Nebraska	Opp.	Margin
Fresno State	22	0	+22
Wyoming	28	0	+28
Oregon	7	6	+1
Northwestern	0	0	0
Illinois	21	0	+21
Indiana	10	7	+3
Totals	88	13	+75

- Nebraska's 88 fourth-quarter points rank fourth nationally in points in the final quarter. The 13 points allowed are fifth in the nation.
- The Huskers' 75-point fourth-quarter advantage is the best in the nation in that category.

4TH-QUARTER SCORING MARGIN (FBS)

Team	4th-Qtr. Margin
NEBRASKA	+75
Arizona State	+60
TCU	+59
Ohio State	+55
Michigan	+53

- Nebraska averages an impressive 9:58 in time of possession in the final quarter.



BIG TEN STANDINGS

WEST DIVISION

Place	Team	Overall	Big Ten
1.	Nebraska	6-0	3-0
2.	Iowa	5-2	3-1
3.	Northwestern	3-3	2-1
4.	Wisconsin	4-2	1-2
	Minnesota	4-2	1-2
	Purdue	3-3	1-2
	Illinois	3-3	1-2

EAST DIVISION

Place	Team	Overall	Big Ten
1.	Michigan	6-0	3-0
	Ohio State	6-0	3-0
3.	Penn State	4-2	2-1
4.	Maryland	4-2	1-2
	Indiana	3-3	1-2
6.	Michigan State	2-4	0-3
7.	Rutgers	2-5	0-4

BIG TEN CONFERENCE

PLAYER OF THE WEEK NOMINEES

Game	Offense	Defense	Sp. Teams	Frosh
FS	Ozigbo	K. Williams		Jackson
WYO	Armstrong	Gerry		C. Davis
ORE	Armstrong		Pierson-El	Lightbourn
NW	Armstrong			
ILL	Newby	D. Young	Pierson-El	
IND	Morgan	Jones	Brown	
PUR				
WIS				
OSU				
UM				
MARY				
IOWA				

Bold indicates winner

2016 HUSKER HONORS

Tommy Armstrong Jr., QB

- Big Ten Offensive POW (vs. Northwestern)
- Rose Bowl Big Ten POW (vs. Oregon)
- Earl Campbell Tyler Rose Award Watch List
- Maxwell Award Watch List
- Davey O'Brien Quarterback Award Watch List
- Johnny Unitas Award Watch List
- Manning Award Watch List

Drew Brown, PK

- Lou Groza Award Watch List
- Wuerffel Trophy Watch List
- Allstate AFCA Good Works Team Nominee

Cethan Carter, TE

- Mackey Award Watch List

Nathan Gerry, S

- Big Ten Defensive POW (vs. Wyoming)
- Bednarik Award Watch List
- Jim Thorpe Award Watch List

Joshua Kalu, CB

- Lott IMPACT Award Watch List

Caleb Lightbourn, P

- Big Ten Freshman of the Week (vs. Oregon)

Terrell Newby, IB

- Doak Walker Award Watch List

Brandon Reilly, WR

- Biletnikoff Award Watch List

Dylan Utter, C

- Rimington Trophy Watch List

Jordan Westerkamp, WR

- Biletnikoff Award Watch List

Nebraska Offensive Line

- Joe Moore Award Midseason Watch List

LAST TIME OUT**NEBRASKA 27, INDIANA 22**

Team Stats	NU	IU
First Downs	17	18
Rushes-Yards	45-152	30-88
Passes	10-26-2	24-39-2
Passing Yards	208	245
Total Offense	360	333
3rd Downs	5-of-15	5-of-15
Turnovers	2	2
Penalties	9-53	1-10
Time of Possession	32:56	27:04

NU Rushing Leaders

Terrell Newby--22 carries, 102 yards, TD
Tommy Armstrong Jr.--11 carries, 36 yards

NU Passing Leader

Tommy Armstrong Jr.--10-26-2, 208 yards, TD

NU Receiving Leaders

Stanley Morgan Jr.--3 receptions, 93 yards, TD
Sam Cotton--3 receptions, 37 yards
Brandon Reilly--2 receptions, 60 yards

NU Defensive Leaders

Josh Banderas--8 UT, 3 AT, 11 TT, TFL
Kieron Williams--10 UT, TFL
Nathan Gerry--6 UT, 2 AT, 8 TT, 2 TFL, QB Hurry
Chris Jones--2 UT, 33-yard INT for TD, 2 PBU

NU Special Teams Leader

Drew Brown--2-2 FG, 3-3 PAT

NOTING GAME 6

- Nebraska won its fifth straight game in the series with Indiana.
- Senior receiver **Brandon Reilly** caught two passes for 60 yards, including a spectacular 45-yard reception in the first quarter. He increased his career receiving yardage total to 1,020 and became the 24th Husker with 1,000 career receiving yards.
- The 72-yard touchdown pass from **Tommy Armstrong Jr. to Stanley Morgan Jr.** in the fourth quarter was Nebraska's longest play from scrimmage in 2016. It also marked Morgan's career long reception and his 93 receiving yards were a career high.
- Armstrong passed for 208 yards in the game and surpassed 8,000 career passing yards. Armstrong is the 20th quarterback in Big Ten history to surpass 8,000 career passing yards.
- **Chris Jones** intercepted his team-leading third pass of the season in the first quarter and returned it 33 yards for a touchdown. Jones' interception return for a score was Nebraska's second of the season.
- Nebraska place-kicker **Drew Brown** hit a pair of field goals in the game to increase his career total to 40 field goals. He is one of four kickers in school history with 40 field goals.
- Senior **Terrell Newby** recorded his second consecutive 100-yard rushing game with 102 yards on 22 carries. Newby had nine carries for 49 yards on Nebraska's final drive.
- Tight end **Sam Cotton** set career highs with three receptions for 37 yards.
- Linebacker **Josh Banderas** had a season-high 11 tackles, including a TFL.

- Nebraska dominates on the ground in the fourth quarter, averaging 87.3 rushing yards in the fourth quarter to 20.7 for the opposition. Five of six NU foes have rushed for 10 or fewer yards in the fourth quarter.

The Huskers have also dominated the opening quarter of games this season, outscoring the opposition 45-8 in the first quarter, allowing only a touchdown by Oregon. Nebraska jumped to a 17-0 lead at Indiana in the first quarter.

BIG RED BALANCING ACT

The Nebraska offense is showing outstanding explosiveness and balance in its second season under Head Coach Mike Riley and offensive coordinator Danny Langsdorf. The 2016 success comes a year after Nebraska ranked second in the Big Ten in total offense and passing offense, while finishing third in scoring offense.

Nebraska made a powerful running game and a balanced offense primary goals for 2016. Through six games the results have been outstanding.

- Nebraska is averaging 220.5 rushing yards per game to rank fourth in the Big Ten and 27th nationally. NU had a season-high 310 rushing yards at Northwestern and has rushed for at least 200 yards four times in 2016.
- Nebraska is among the nation's most balanced offensive attacks. The Huskers average 233.3 passing yards per game and 453.8 total yards per game, which ranks third in the Big Ten and 38th in the nation.
- Nebraska's 310 rushing yards at Northwestern marked the Huskers' fifth-highest rushing total in a Big Ten Conference game.
- The 556 yards of total offense at Northwestern marked the second-highest total in a Big Ten Conference game in NU's six seasons in the league, trailing only a 624-yard effort against Illinois in 2014.
- Nebraska has gained at least 400 yards of total offense in seven of its past eight games dating back to last season.
- Nebraska has topped 27 points in 11 of its past 13 games, and has scored at least 31 points in each of its first four home games this season.
- Nebraska is averaging 35.3 points per game in 2016 to rank third in the Big Ten. The 52 points against Wyoming were the most in two seasons under Mike Riley.
- Nebraska topped the 300-yard passing mark for the seventh time in two seasons under Mike Riley with 412 passing yards against Wyoming. The yardage total was the fifth highest in school history and most since the 2007 season.
- Nebraska has also shown big-play ability again this season. Nebraska's 15.9 yards per completion ranks sixth in the nation. The Huskers had five passing plays of at least 25 yards against Wyoming.
- In addition to its 310-yard rushing effort at Northwestern, the Huskers rushed for 292 yards on 51 carries in the win over Fresno State. NU also had 228 rushing yards against Oregon, including 166 after half.

NEBRASKA LOOKS TO KEEP POUNDING BALL ON GROUND

Nebraska has shown the ability to control the running game on both sides of the ball in 2016.

Nebraska out-gained Northwestern, 310-137, on the ground, marking the third time since the 2015 Foster Farms Bowl that the Huskers have had at least 290 rushing yards. NU churned out 292 rushing yards on 51 carries in its season-opening victory over Fresno State. That rushing effort came on the heels of running for 326 yards in the Foster Farms Bowl win over UCLA to close the 2015 season.

The Blackshirts have been strong against the run in five of six games, limiting Fresno State to just 31 rushing yards, while holding Wyoming, Northwestern, Illinois and Indiana to less than 140 yards on the ground. Oregon did rush for more than 300 yards, but Nebraska held the Ducks' high-powered pass game in check with only 146 passing yards.

- Nebraska is 8-0 under Riley when rushing for 200 yards or more, including 4-0 in 2016. The Huskers are 8-0 under Riley when out-rushing the opposition.

WINNING THE RUNNING GAME**(LAST 7 GAMES)**

Opponent	NU Rush	Opp. Rush	+/-	Score
UCLA	62-326	16-67	+259	W, 37-29
Fresno St.	51-292	25-31	+261	W, 43-10
Wyoming	43-138	31-131	+7	W, 52-17
Oregon	47-228	47-336	-108	W, 35-32
Northwestern	47-310	32-137	+173	W, 24-13
Illinois	49-203	21-124	+79	W, 31-16
Indiana	45-152	30-88	+64	W, 27-22

POUND THE ROCK, CONTROL THE CLOCK

Nebraska's ability to dominate the line of scrimmage and control the running game has translated directly to controlling the football.

- Nebraska averages 34:24 of time of possession to rank second in the Big Ten and 13th nationally in that category. Nebraska has won the TOP battle in all six games and has possessed the ball for at least 35:00 three times in 2016.
- The Huskers' ability to control the football has resulted in Nebraska running 58 more plays than the opposition through six games. NU has 443 plays, while opponents have just 385 offensive plays.

GAME-DECIDING DRIVES

Nebraska took the lead for good against Illinois with a memorable drive that spanned parts of the third and fourth quarters. Trailing 16-10, the Huskers embarked on an 18-play, 75-yard drive that consumed 10:42. The Huskers scored on a Terrell Newby 3-yard TD run and went on to a 31-16 win.

- The 18-play drive was Nebraska's longest in terms of plays since a 20-play drive at Colorado in 2005.
- The 10:42 consumed on the drive is the most for a Husker scoring drive since at least 1990.
- Against Indiana, Nebraska had a fourth quarter drive that lasted 15 plays and 7:45 and resulted in a field goal that gave NU a 27-22 lead with less than a minute remaining.

FLIPPING THE TURNOVER SCRIPT

Nebraska has had solid success this season in changing its turnover fortunes. The Huskers are +4 in turnover margin after having a -12 turnover margin in 2015. NU has had a positive turnover margin just once in the past 12 seasons (+5 in 2009).

- Nebraska did not commit a turnover in the opener against Fresno State, while intercepting two Bulldog passes. The zero-turnover effort was NU's first since not having a giveaway in a 48-25 win at Minnesota last season.
- Nebraska has had four games with zero turnovers since 2014. In those games, NU's average margin of victory is 31.3 points.
- The Huskers had six takeaways, including five interceptions, against Wyoming. Those are the best totals in those categories since posting the same numbers against Idaho in 2010.
- The Huskers' plus-5 in turnover margin against Wyoming was their best since a +8 turnover margin against Texas A&M in 2003.
- Nebraska's performance in the first two games marked the first time the Huskers were +2 or better in turnover margin in consecutive games since the final two games of the 2003 season.
- NU has 11 interceptions this season after posting 10 in 13 games in 2015. Nebraska is fifth in the nation in interceptions.
- NU has scored 49 points on its 11 takeaways, while opponents have 15 points off NU turnovers.
- Nebraska has won 17 consecutive games when it has a positive turnover margin dating back to a 2011 loss to Northwestern. NU is 5-0 under Mike Riley when it wins the turnover battle.

ARMSTRONG RE-WRITING NEBRASKA RECORD BOOKS

Quarterback **Tommy Armstrong Jr.** has made 39 starts since taking over as NU's starter in 2013. He has started 31 of 32 games since the start of the 2014 season, missing only last season's game at Purdue. Armstrong's 28 career victories are sixth in school history.

Armstrong ranks among the Big Ten offensive leaders for the second straight year. He has also begun to re-write the Nebraska record book, setting two major passing records already in 2016, with several other career records in his sights.

- Armstrong has 10 touchdown passes this season, including three each against Wyoming and Oregon. That has increased his career total to 63, a new school record. He surpassed the previous record of 56 by Taylor Martinez. Armstrong has thrown for at least three touchdowns nine times in his Nebraska career. His 63 career passing touchdowns rank eighth among active FBS players.
- Armstrong threw for 22 touchdowns in both 2014 and 2015, which tied for fourth on the NU season chart.
- Armstrong has thrown for 1,359 yards in 2016, increasing his career total to 8,050 passing yards, a Nebraska career record. He passed the previous record of 7,258 passing yards by Taylor Martinez. Armstrong's passing yardage is ninth among active FBS players.

- Armstrong surpassed 8,000 career passing yards at Indiana. He is the 20th quarterback in Big Ten history with 8,000 career passing yards.
- Armstrong threw for 377 yards against Wyoming, four yards shy of his career high of 381 yards vs. USC in 2014. The Wyoming game was his sixth career 300-yard passing game (319 vs. BYU, 309 at Miami, 368 vs. Southern Miss, 320 vs. Michigan State in 2015; 381 vs. USC, 2014). Armstrong has topped 250 passing yards 13 times in his career, the most in school history.
- Armstrong threw for 3,030 yards in 2015. The passing total marked the third 3,000-yard passing season in school history. He threw for 2,695 yards as a sophomore. Armstrong is one of just three players in Nebraska history with two 2,000-yard passing seasons, joining Martinez and Zac Taylor.
- With another 3,000-yard passing season in 2016, Armstrong would become the first Husker to post two 3,000-yard passing seasons.
- Armstrong averaged 285.8 yards of total offense per game in 2015 to rank second in the Big Ten. He is averaging 281.3 yards per game in 2016 to rank second in the Big Ten.
- Armstrong has 9,442 career total offense yards, good for second at Nebraska. He is less than 800 yards from Martinez's school record of 10,233 yards.
- Armstrong is the first player in NU history with two 3,000-yard total offense seasons, after posting 3,430 yards in 2015 and 3,400 yards in 2014. Those totals rank third and fourth, respectively, on the season total offense list.
- Armstrong had a career-high 431 yards of total offense against Southern Miss in 2015, and he has 12 career games of at least 300 yards of total offense, the most in school history.
- Armstrong ranked 22nd in the nation in passes of 20-plus yards (51) in 2015. He had six throws of at least 25 yards against Wyoming earlier this season, and has 14 passes of more than 25 yards in 2016.
- Armstrong rushed for a career-high 132 yards on 13 carries at Northwestern, marking his second career 100-yard rushing game. Armstrong had 95 yards the previous week vs. Oregon. He has 329 yards and five rushing touchdowns in 2016, while averaging 4.6 yards per carry.
- Armstrong is one of 10 Nebraska quarterbacks to surpass 1,000 career rushing yards. He has 1,636 rushing yards, sixth-most among NU quarterbacks. He has 20 career rushing touchdowns, and is the 10th NU quarterback to reach 20 rushing scores.
- Armstrong earned Big Ten Offensive Player-of-the-Week honors for his effort at Northwestern. He earned the same honor twice in 2015, first against Southern Miss, and then for his play in the win over No. 6 Michigan State.
- Armstrong is the only active FBS quarterback with 8,000 career passing yards and 1,500 career rushing yards.

2016 OFFENSE GAME-BY-GAME

RUSHING

Game	Att.	Yds.	TD	Long
FS	51	292	5	24
WYO	43	138	2	12
ORE	47	228	2	34
NW	47	310	2	49
ILL	49	203	3	63
IND	45	152	1	18
PUR				
WIS				
OSU				
MINN				
MARY				
IOWA				

PASSING

Game	Passes	Yds.	TD	Long	Sacks
FS	6-13-0	114	1	57	0-0
WYO	21-35-1	412	4	63	2-19
ORE	17-35-0	200	3	22	1-4
NW	18-29-0	246	1	59	0-0
ILL	16-23-1	220	1	37	0-0
IND	10-26-2	208	1	72	1-13
PUR					
WIS					
OSU					
MINN					
MARY					
IOWA					

2016 DEFENSE GAME-BY-GAME

RUSHING DEFENSE

Game	Att.	Yds.	TD	Long
FS	26	31	0	19
WYO	31	131	1	42
ORE	47	336	5	50
NW	32	137	1	42
ILL	21	124	1	31
IND	30	88	1	33
PUR				
WIS				
OSU				
MINN				
MARY				
IOWA				

PASSING DEFENSE

Game	Passes	Yds.	TD	Long	Sacks
FS	24-43-2	243	1	32	4-21
WYO	16-32-5	189	1	35	1-7
ORE	14-23-0	146	0	25	1-5
NW	25-38-2	251	1	24	4-17
ILL	14-23-0	146	0	26	1-9
IND	24-39-2	245	1	36	3-24
PUR					
WIS					
OSU					
MINN					
MARY					
IOWA					

SACKS/TFL

Game	Sacks	Yds.	TFL	Yards
FS	4	21	7	27
WYO	1	7	5	14
ORE	1	4	4	11
NW	4	17	9	23
ILL	1	9	4	14
IND	3	24	7	28
PUR				
WIS				
OSU				
MINN				
MARY				
IOWA				

HUSKERS REMEMBER SAM FOLTZ

Nebraska lost a member of its family this summer, when senior punter Sam Foltz passed away in an automobile accident on July 23.

The latest success story of the Huskers' legendary walk-on program, Foltz embodied Nebraska's commitment to success on the field, in the classroom and in the community. On the field, he was the 2015 Big Ten Punter of the Year and his career average of 42.6 yards per punt ranked fifth all-time at Nebraska. In the classroom, Foltz was a five-time member of the Nebraska Scholar-Athlete Honor Roll, and he earned his degree in agronomy last May. Foltz was also active in the community, earning spots on both the Brook Berringer and Tom Osborne Citizenship teams in 2016, when he was also awarded a Nebraska Student-Athlete HERO Leadership Award for his leadership and dedicated community service.

INITIATIVES TO HONOR SAM FOLTZ

- Nebraska football players will wear a special "SF27" decal (pictured) on their helmets to honor Foltz's memory. The logo will also be featured on players' game-day hats, sweatshirts and compression shirts, as well as on the coaches' sideline polo shirts.
- Nebraska's annual student-athlete HERO Leadership Award will be renamed the Sam Foltz Hero 27 Leadership Award. The award will be presented annually to 27 student-athletes across all sports who exhibit strong leadership qualities, commitment to service and ability to encourage/empower peers.
- The Sam Foltz Memorial Scholarship has been created and was presented to Drew Brown before the first game. The Foltz Scholarship will be presented annually to a member of the football team who embodied Foltz's traits of leadership, excellence in the community and in the classroom.
- Nebraska is selecting a Sam Foltz Captain of the Week who will join the season-long captains. The Foltz captain will carry a flag onto the field honoring Foltz's memory.



SAM FOLTZ
January 21, 1994 - July 23, 2016

ARMSTRONG NATIONAL RANKINGS AMONG ALL ACTIVE FBS PLAYERS

Category	Total	Big Ten	National
Total Touchdowns	84	2nd	7th
Passing Touchdowns	63	1st	8th
Total Offense	9,686	1st	6th
Passing Yards	8,050	1st	9th
Completions	560	2nd	15th

CAREER WINS BY A QUARTERBACK

Rk.	Player, Years	Wins
1.	Eric Crouch, 1998-2001	35
2.	Tommie Frazier, 1992-95	33
3.	Turner Gill, 1981-83	29
	Steve Taylor, 1985-88	29
	Taylor Martinez, 2010-13	29
6.	Tommy Armstrong Jr., 2013-pres.	28

- **Note:** A full look at Armstrong's standings on NU's career charts can be found on pages 20-21 of this release.

WESTERKAMP CHASING NEBRASKA RECEIVING RECORDS

Senior receiver **Jordan Westerkamp** leads a Nebraska receiving corps that ranks as one of the nation's best. Westerkamp is one of the top pass catchers in Nebraska history. He is one of four captains for the 2016 season, marking the second straight year he has served as a captain.

Westerkamp missed a game for the first time in his Husker career last week at Indiana, sitting out with a back injury. Westerkamp had played in all 44 games since the start of 2013. His status for this week's game with Purdue is uncertain.

A Chicago area product, Westerkamp put together one of the most prolific receiving seasons in school history in 2015. He had 65 catches for 918 yards and seven touchdowns. He earned second-team All-Big Ten honors for his effort in 2015.

Against Wyoming, Westerkamp had four receptions for 105 yards and two touchdowns, then added a pair of touchdown catches in the win over Oregon.

- Westerkamp's two-touchdown efforts against Wyoming and Oregon are the first multiple-TD games of his Husker career.
- Westerkamp's two multiple-TD reception games is just one off the NU season record. Quincy Enunwa (2013) and Bobby Thomas (1976) each had three games with a pair of receiving touchdowns for the Huskers.
- Westerkamp has 17 career touchdown catches to rank fourth in school history. His seven touchdown receptions in 2015 were tied for 10th on the season charts.
- Westerkamp surpassed 2,000 career receiving yards, joining Kenny Bell, Johnny Rodgers and Nate Swift in NU's 2,000-yard receiving club.
- Westerkamp's 100-yard receiving game vs. Wyoming was the eighth of his career, tying for the second most in school history.
- Westerkamp (105) and Alonzo Moore (109) each topped 100 receiving yards against Wyoming. That marked only the third time in NU history a pair of wideouts topped 100 receiving yards.
- Westerkamp has been a part of all three occasions. He and Kenny Bell combined for the feat against FAU in 2014, and Westerkamp and

Reilly each topped the century mark against Southern Miss in 2015.

- Westerkamp continues to move up the NU career charts. He is fourth on the NU career receiving yardage list with 2,176 yards, leaving him 513 yards from the No. 1 spot.
- He has 142 career receptions, to rank fourth on Nebraska's all-time list. He is 39 catches from the top spot on the career list.
- Westerkamp's 65 catches in 2015 were second on the NU single-season charts, and were the most receptions ever by a Husker receiver.
- His 918 receiving yards in 2015 were the third-most in school history.
- Westerkamp had a career-high 11 receptions for 118 yards against Southern Miss in 2015. The 11 catches were tied for third on the NU single-game receptions list.
- Westerkamp had a season-high 143 receiving yards against Michigan State, one of four 100-yard games in 2015. The four 100-yard games tied the Nebraska season record, accomplished five times previously.
- Westerkamp has caught a pass in 31 straight games, the third-longest streak in school history and just the eighth time in school history a player has had a streak of at least 20 consecutive games with a catch.

CONSECUTIVE GAMES WITH A RECEPTION

Rk.	Player, Years of Streak	Games
1.	Johnny Rodgers, 1970-72	37
2.	Terrence Nunn, 2004-07	32
3.	Jordan Westerkamp, 2013-pres.	31

- **Note:** A full look at Westerkamp's standings on NU's career charts can be found on page 20 of this release.

REILLY BIG-PLAY LEADER IN HUSKER RECEIVING CORPS

Senior **Brandon Reilly** is another important component of the receiving corps. He established himself as one of the nation's top big-play receiving threats in 2015, and has shown the same ability this fall.

Reilly had 40 receptions for 754 yards and four touchdowns in 2015, including a game-winning score in the final minute against No. 6 Michigan State.

- Reilly has six catches for 157 yards in 2016, an average of 26.7 yards per catch. His first catch of the year was a 38-yarder against Wyoming. He missed both the Fresno State and Oregon games. He snagged a 35-yard catch at Northwestern and had a spectacular 45-yarder at Indiana.
- Reilly has 1,020 career receiving yards, and is the 24th Husker with 1,000 career receiving yards.
- Reilly had eight receptions of at least 30 yards in 2015, the fourth-most in the Big Ten. He has three catches of at least 35 yards this season.
- Reilly's average of 18.9 yards per reception ranked first among Big Ten receivers who averaged at least 2.0 catches per game. The 18.9 yard-per-catch average was also the third-best average in NU history for players with at least 40 receptions.

THE LOUISIANA CONNECTION

Not to be forgotten among the Huskers' crew of pass catchers is a trio of Louisiana natives—senior receiver **Alonzo Moore**, sophomore receiver **Stanley Morgan Jr.** and senior tight end **Cethan Carter**.

Moore was the Huskers' top target through four games, with 12 receptions for 310 yards and two touchdowns. He missed the Illinois game with a shoulder injury and saw limited action at Indiana.

Moore posted career receiving highs in each of the first two games with 92 yards against Fresno State and 109 yards in the win over Wyoming.

- Moore posted the three longest catches of his career in September—a 57-yard TD against Fresno State, a 63-yard TD grab against Wyoming, and a 59-yard catch to set up a touchdown at Northwestern.
- Moore is averaging 25.8 yards on his 12 receptions and ranks third in the nation in that category.

Morgan has a team-high 16 catches for 228 yards. He made his biggest impact of the season at Indiana with three catches for a career-high 93 yards, including a 72-yard touchdown.

- Morgan's fourth-quarter touchdown grab was Nebraska's longest play of the season, and gave NU a 24-15 lead as the Huskers went on to a 27-22 win.

Carter has given Nebraska a strong pass-catching option at tight end for the past several seasons. He has 10 receptions for 101 yards in 2016, with a touchdown catch at Northwestern. Carter left the Illinois game with an elbow injury and did not play at Indiana. His status for this week's game is uncertain.

- Carter has 50 career receptions and is just the eighth Nebraska tight end with 50 career receptions.
- When he returns to action, Carter could challenge for second on the NU career tight end receptions list. Tyler Reed is second with 67 career receptions, trailing only Mike McNeill's NU tight end record of 82 career receptions.

Carter caught 24 passes for 329 yards during his junior season and earned honorable-mention All-Big Ten honors. He is on the watch list for the 2016 John Mackey Award.

TOP HUSKER RECEIVERS

Player	Career Catches	Receiving TDs
Jordan Westerkamp, WR	142	17
Brandon Reilly, WR	55	4
Alonzo Moore, WR	52	8
Cethan Carter, TE	50	3
De'Mornay Pierson-El, WR	41	5
Stanley Morgan Jr., WR	41	4

NEBRASKA CAREER TIGHT END RECEPTIONS

Rk.	Player	Receptions
1.	Mike McNeill, 2007-10	82
2.	Kyler Reed, 2009-12	67
3.	Matt Herian, 2002-06	65
4.	Jerry List, 1970-72	61
5.	Tracey Wistrom, 1998-01	58
6.	Junior Miller, 1977-79	55
7.	Jim McFarland, 1968-69	53
8.	Cethan Carter, 2013-pres.	50

NEWBY PACING RUSHING ATTACK

Senior **Terrell Newby** has been a workhorse back for the Huskers the past two weeks. Newby and sophomore Devine Ozigbo split carries fairly evenly through the first five games, but Ozigbo has been limited with an ankle injury the past two contests.

Newby has been at his best against Illinois and Indiana, topping the century mark in both games. He has been outstanding as Nebraska controlled the football in the fourth quarter of the two victories, rushing for 113 yards on 16 fourth-quarter carries against Illinois and 57 yards on 11 carries in the fourth quarter at Indiana.

Newby leads the Huskers with 429 rushing yards and has four rushing touchdowns. Ozigbo is a strong second option with 320 yards and four scores.

- In addition to Newby's two 100-yard games (140 vs. Illinois, 102 at Indiana), Ozigbo cracked the century mark with 103 yards vs. Fresno State.
- When including quarterback Tommy Armstrong Jr., Nebraska has had a player rush for at least 95 yards in five of six games this season.
- Newby continues to close in on 2,000 career rushing yards. He has 1,789 rushing yards in his NU career, and is 211 yards from becoming the 29th 2,000-yard rusher in school history.

KICKER BROWN CONTINUES FAMILY TRADITION

Place-kicker **Drew Brown** is a leading contender for conference and national honors, including the Lou Groza Award. Brown established himself as one of the nation's top kickers as a sophomore and earned second-team All-Big Ten honors last fall. He is putting together a strong 2016 campaign.

Brown is 5-of-6 on field goals this season, including two at Indiana. His streak of 13 straight made field goals ended against Illinois when he was just short on a career-long 56-yard attempt. The 13 straight field goals was the third-longest streak in NU history.

Brown made 21-of-27 field goals in 2015, including his last 11 field goals. Nine of those 11 field goals were from at least 40 yards.

- With his two field goals at Indiana, Brown has now made 40 field goals in his three-year career. He is the fourth kicker at Nebraska with 40 career field goals.
- Brown has made 16 field goals of at least 40 yards in his career, including 13 in 2015. He was 13-of-17 from beyond 40 yards last season, including 12-of-14 from 40-49 yards.
- Brown's 13 field goals of at least 40 yards tied for the most nationally among all kickers. Only five kickers had at least 10 field goals of 40 yards or more in 2015.
- Brown's 21 field goals in 2015 were second on the Nebraska season list.
- Brown was second in the Big Ten at 1.62 field goals per game. He was third in the Big Ten in scoring at 8.2 points per game.

NEBRASKA UNDER RILEY

Overall	12-7
vs. AP Ranked Teams	2-1
vs. AP Top 10 Teams	1-1
vs. Unranked Teams	10-6
vs. Big Ten Teams.....	6-5
Home	7-4
Road.....	4-3
Neutral.....	1-0
In August.....	0-0
In September.....	6-2
In October.....	3-4
In November.....	2-1
In December.....	1-0
In January.....	0-0
When Rushing for 200 or more yards	8-0
When Rushing for 300 or more yards	2-0
When Passing for 200 or more yards	9-5
When Passing for 300 or more yards	4-3
When NU player rushes for 100 yards	6-0
When NU has two 100-yard rushers	0-0
When NU player has 100 yards receiving	3-2
When Opponent has 100 Yd. Rusher	2-4
When Scoring 35 or More Points.....	8-1
When Holding Opponent to 10 Pts. or less... ..	2-0
When forcing three or more turnovers.....	3-0
When Nebraska scores first.....	9-4
When Nebraska leads at halftime	8-2
When Nebraska trails at halftime	3-5
When Nebraska is tied at halftime.....	1-0
Games decided by 11 points or more	7-0
Games decided by 10 or less	5-7
Games decided by 7 or less	3-5
Games decided by 3 or less	2-4
Overtime games	0-1

2016 TEAM GAME-BY-GAME

TURNOVER MARGIN

Game	Turnovers			Takeaways			+/-
	Fumb.	INT	Total	Fumb.	INT	Total	
FS	0	0	0	0	2	2	+2
WYO	0	1	1	1	5	6	+5
ORE	1	0	1	0	0	0	-1
NW	2	0	2	0	2	2	0
ILL	1	1	2	0	0	0	-2
IND	0	2	2	0	2	2	0
PUR							
WIS							
OSU							
MINN							
MARY							
IOWA							

PENALTIES

Game	NU		Opponent	
	Pen.	Yds.	Pen.	Yds.
FS	7	80	4	29
WYO	7	93	5	42
ORE	7	55	13	126
NW	4	60	4	36
ILL	3	35	7	48
IND	9	53	1	10
PUR				
WIS				
OSU				
MINN				
MARY				
IOWA				

NATIONAL RANKINGS

ASSOCIATED PRESS (OCT. 16)

Rk.	Team (1st)	Record	Points
1.	Alabama (60)	7-0	1,524
2.	Ohio State	6-0	1,457
3.	Michigan (1)	6-0	1,368
4.	Clemson	7-0	1,337
5.	Washington	6-0	1,304
6.	Texas A&M	6-0	1,218
7.	Louisville	5-1	1,168
8.	NEBRASKA	6-0	1,037
9.	Baylor	6-0	1,021
10.	Wisconsin	4-2	935
11.	Houston	6-1	766
12.	West Virginia	5-0	744
13.	Florida State	4-2	733
14.	Boise State	6-0	694
15.	Florida	5-1	626
16.	Oklahoma	4-2	612
17.	Arkansas	5-2	584
18.	Tennessee	5-2	550
19.	Utah	6-1	479
20.	Western Michigan	7-0	285
21.	Auburn	4-2	277
22.	North Carolina	5-2	254
23.	Ole Miss	3-3	188
24.	Navy	4-1	163
25.	LSU	4-2	123

USA TODAY COACHES (OCT. 16)

Rk.	Team (1st)	Record	Points
1.	Alabama (61)	7-0	1,597
2.	Ohio State (2)	6-0	1,524
3.	Clemson (1)	7-0	1,432
4.	Michigan	6-0	1,413
5.	Washington	6-0	1,366
6.	Texas A&M	6-0	1,287
7.	Louisville	5-1	1,207
8.	Baylor	6-0	1,130
9.	NEBRASKA	6-0	1,114
10.	Wisconsin	4-2	874
11.	Houston	6-1	841
12.	Florida	5-1	830
13.	West Virginia	5-0	781
14.	Boise State	6-0	772
15.	Florida State	5-2	709
16.	Oklahoma	4-2	600
17.	Arkansas	5-2	570
18.	Utah	6-1	538
19.	Tennessee	5-2	457
20.	Western Michigan	7-0	317
21.	North Carolina	5-2	250
22.	Ole Miss	3-3	182
23.	LSU	4-2	176
24.	Auburn	4-2	156
25.	Navy	4-1	133

HUSKERS IN THE 2016 POLLS

Date	AP	C	CFP	Result
Pre.	RV	RV		def. Fresno St., 43-10
9-5	RV	RV		def. Wyoming, 52-17
9-11	RV	RV		def. Oregon, 35-32
9-18	20	20		def. NW, 24-13
9-25	15	15		def. Illinois, 31-16
10-2	12	12		bye week
10-10	10	9		def. Indiana, 27-22
10-16	8	9		

- Brown scored 107 points as a sophomore after posting a freshman-record 101 points in 2014. He is the first player in NU history with 100-point seasons as both a freshman and sophomore.
- Brown has increased his career scoring total to 249 points to rank 10th in NU history.
- Brown made five field goals against Southern Miss in 2015, all in the first half. The five field goals in a half tied an NCAA record. The five field goals were the most ever by a Husker in Lincoln, and tied a Memorial Stadium record held by two opposing kickers.
- The five field goals marked the third time in NU history a kicker had five or more field goals. Dale Klein had an NCAA record seven field goals at Missouri in 1985, and Alex Henery had five field goals at Virginia Tech in 2009.

MOST SEASON FIELD GOALS IN HUSKER HISTORY

Rk.	Player, Year	FG
1.	Alex Henery, 2009	24
2.	Drew Brown, 2015	21
3.	Brett Maher, 2012	20

MOST FIELD GOALS OF 40 YARDS OR LONGER IN 2015

Rk.	Player, School	FG
1.	Drew Brown, Nebraska*	13
	Joey Slye, Virginia Tech*	13
3.	Taylor Bertolet, Texas A&M	11

*returned for 2016 season

PIERSON-EL ENERGIZES HUSKER RETURN GAME

Junior **De'Mornay Pierson-El** returned to his big-play ways in the punt return game against Oregon. Pierson-El had a 45-yard return in the second quarter to set up a touchdown just before halftime.

The play flipped momentum in the game, cutting the Ducks' halftime lead to 20-14, and set the stage for the Nebraska victory. Pierson-El added a 27-yard return against Illinois and averages 10.9 yards per return.

- The 45 and 27-yard returns in 2016 give Pierson-El 11 career returns of at least 25 yards. Pierson-El had eight returns of 25-plus as a true freshman in 2014, one in an injury-plagued sophomore season and two this season.
- Pierson-El averaged 17.5 yards per return in 2014, and his 596 return yards topped the nation by nearly 200 yards.

BLACKSHIRTS LOOK TO STUFF THE RUN AGAIN IN 2016

The Nebraska Blackshirt defense entered 2016 with a goal of making big improvements in pass defense and pressuring the quarterback. The Huskers also look to duplicate their 2015 success in stopping the opponent run game.

In 2015, the Huskers allowed opponents to rush for 109.9 yards per game, second in the Big Ten and ninth nationally. NU has been strong against the run in five of six games in 2016, holding five foes to less than 140 rushing yards, including 31 yards by Fresno State.

- Since the start of the 2015 season, Nebraska has limited seven opponents to less than 90 rushing yards, most recently 88 yards at Indiana. NU is 7-0 in those games.

OPPOSING PASSERS FINDING TOUGH GOING IN 2016

Nebraska struggled against the pass in 2015, and entered the season looking to limit big plays through the air. In a 6-0 start, Nebraska is vastly improved defending the pass.

- Nebraska is allowing 203.3 passing yards per game to rank seventh in the Big Ten and 32nd nationally. Last season, the Huskers allowed 290.5 passing yards per game.
- The Huskers have limited three opponents to less than 200 yards passing, and the opponents' season high is 251 passing yards by Northwestern. Last season, the first seven Husker opponents all topped 250 passing yards.
- Nebraska has intercepted 11 passes, the fifth-most in the country. The Huskers also rank 13th nationally in pass efficiency defense with a 106.4 rating.
- The Huskers have allowed just four passing touchdowns in six games. Oregon did not have a touchdown pass against the Huskers, ending an NCAA record streak of 82 straight games for the Ducks with a passing TD.
- The vast improvement in pass defense has keyed a big jump in total defense for the 2016 Blackshirts. Nebraska is allowing 344.5 yards per game to rank 29th in the nation.

POINTS AT A PREMIUM VERSUS BLACKSHIRTS

Limiting big plays is resulting in opponents having a difficult time putting points on the board. Nebraska is allowing 18.0 points per game to rank fourth in the Big Ten and 17th nationally in scoring defense.

- Nebraska has limited four opponents to 17 or fewer points. The last time NU had held four of its first five opponents to 17 points or less was in 2010.
- Last season, Nebraska held just three opponents all season to less than 17 points.
- The Blackshirts are strong in the Red Zone. Opponents have made 14 trips inside the Huskers' 20-yard line, however just six of those trips have resulted in touchdowns.

GERRY AGAIN SERVING AS LEADER OF HUSKER SECONDARY

Senior safety **Nathan Gerry** has been a fixture for the defense the past four seasons. Gerry saw action as a true freshman, then started every game in the secondary in 2014 and 2015 and made his mark as one of the top defensive backs in the Big Ten Conference. Gerry is in his second season as a captain in 2016.

In 2015, Gerry was a third-team All-Big Ten choice by the league media, marking the second straight year he earned all-conference accolades. As a sophomore, Gerry garnered second-team all-conference honors.

Gerry made his 2016 debut against Wyoming with two interceptions and a team-high seven tackles. His play earned him Big Ten Defensive Player-of-the-Week honors. He added a team-high nine tackles against Oregon. He had a team-

high eight stops, with two tackles for loss and two breakups at Northwestern. Gerry was outstanding at Indiana with eight tackles, including two for loss, along with a quarterback hurry.

- Gerry's two interceptions against Wyoming marked his first career multiple-INT game. It also pushed his career interceptions total to 11, three shy of the Nebraska career record. The 11 interceptions are tied for sixth among active FBS players.
- Gerry led Nebraska in interceptions the past two seasons with five in 2014 and four in 2015.
- Gerry ranked in the top 10 in the Big Ten in interceptions each of the past two seasons. As a sophomore in 2014, he led the league in interceptions in conference games, with all five picks coming in Big Ten play.
- Gerry has 236 career tackles to rank 17th in school history and second all-time among NU defensive backs. He is 18 tackles from the top 10 on the NU career list.
- Gerry ranks second for the 2016 Blackshirts with 37 tackles, including seven tackles for loss. He led Nebraska in tackles in 2015 with 79 stops and ranked second in 2014 with 88 tackles.
- Gerry's seven tackles for loss are tied for the team lead and are four TFL from the Nebraska season defensive back record, held by Ciante Evans.
- Gerry has 19 career tackles for loss which represents a school record for defensive backs.

MOST TACKLES AMONG DEFENSIVE BACKS IN NEBRASKA HISTORY

Rk.	Player, Pos.	Years	Tackles
1.	Mike Brown, Safety	1996-99	287
2.	Nathan Gerry, Safety	2013-pres.	236
3.	Daniel Bullocks, Safety	2002-05	226

SECONDARY 'LOCKING DOWN' OPPOSING PASSERS

The Nebraska secondary is arguably the Huskers' most improved position group in 2016. Nebraska ranks 13th in the nation in team pass efficiency defense and is fifth in the nation in interceptions.

The success of the secondary has been a true team effort with Nebraska's five Blackshirt defensive backs all having at least one interception.

- Junior cornerback **Chris Jones** is tied for the team lead with three interceptions, including a 33-yard return for a touchdown at Indiana. Jones also leads the team with six pass breakups and has 15 tackles. Jones has five career interceptions, all in the past nine games.
- Junior safety **Kieron Williams** leads Nebraska with 43 tackles, including 28 solo stops. He had 11 tackles at Indiana. Williams also has two interceptions, including a 23-yard interception return for a touchdown against Wyoming.
- Junior cornerback **Joshua Kalu** has 29 tackles, including 23 solo stops on the sason. He is tied for second on the team with four breakups and had a game-clinching interception in the fourth quarter at Northwestern.
- Sophomore **Aaron Williams** serves as the Huskers' nickel back and is tied for the team lead with three interceptions, including the clincher at Indiana. He also has 21 tackles, three tackles for loss and four PBU.

NEBRASKA WINNING ON 'MONEY DOWN' AGAIN IN 2016

Coaches regularly preach the importance of winning on third down. Nebraska was effective on the 'money down' on both offense and defense in 2015, and has carried that success into 2016.

- In 2016, Nebraska is 40-of-81 on third downs (49 percent), to rank 12th in the nation. The Blackshirts have limited opponents to 24-of-77 (31 percent), good for 19th in the nation.
- Nebraska is one of eight teams in the nation to rank in the top 20 in both third-down offense and defense. The other teams on that list include Alabama, Clemson, Florida, Michigan, Ohio State, Toledo and Washington.
- Nebraska ranked third in the Big Ten in third-down conversions at 44.8 percent in 2015. Defensively, the Huskers were fifth in opponent third-down conversions at 34.0 percent.
- The Huskers ranked 24th nationally in both categories. Nebraska joined Clemson, Michigan and Tennessee as the only schools in the nation to rank in the top 25 in both third-down offense and defense.

FOUR SENIORS ELECTED AS 2016 TEAM CAPTAINS

Four Nebraska seniors were elected by their teammates as 2016 captains. The four players include two each on offense and defense and come to Nebraska from three states.




2016 NEBRASKA TEAM CAPTAINS

- Josh Banderas, Sr., LB, Lincoln, Neb.
- Nathan Gerry, Sr., S, Sioux Falls, S.D.
- Dylan Utter, Sr., C, Papillion, Neb.
- Jordan Westerkamp, Sr., WR, Lombard, Ill.




CAPTAIN NOTES

- **Jordan Westerkamp** and **Nathan Gerry** are just the ninth and 10th two-time captains in school history.
- Westerkamp's selection marks the fourth straight year a receiver has served as captain.
- **Dylan Utter** and **Josh Banderas** continue a long line of Nebraska natives who have served as Nebraska captains. This marks the 11th straight year a Nebraska native has been named a team captain.
- Utter is the third player in four year to become a captain after arriving in the program as a walk-on, joining offensive lineman Spencer Long (2013) and defensive end Jack Gangwish (2015). It also marks the fourth straight year an offensive lineman has been a captain.
- **Nathan Gerry** serving as a captain marks the fourth straight year a defensive back has been a captain. That group includes Gerry in 2015, Corey Cooper and Josh Mitchell in 2014 and Ciante Evans in 2013.
- In addition to four season-long captains, Nebraska will also have a weekly Sam Foltz Honorary captain.
Fresno State—Sam Hahn & Alonzo Moore
Wyoming—Kieron Williams
Oregon—Dedrick Young
Northwestern—Sam Cotton
Illinois—Kevin Maurice
Indiana—Ross Dzuris




MOST ALL-TIME VICTORIES

	MICHIGAN WOLVERINES	931
	NOTRE DAME FIGHTING IRISH	894
	TEXAS LONGHORNS	889
	NEBRASKA CORNHUSKERS	886




MOST WINS LAST 60 YEARS

	NEBRASKA CORNHUSKERS	539
	OKLAHOMA SOONERS	529
	OHIO STATE BUCKEYES	520



MOST WINS LAST 50 YEARS

	NEBRASKA CORNHUSKERS	482
	OKLAHOMA SOONERS	459
	OHIO STATE BUCKEYES	456

MOST WINS LAST 40 YEARS

	NEBRASKA CORNHUSKERS	391
	FLORIDA STATE SEMINOLES	377
	OHIO STATE BUCKEYES	373

MOST WINS LAST 30 YEARS

	FLORIDA STATE SEMINOLES	293
	NEBRASKA CORNHUSKERS	291
	OHIO STATE BUCKEYES	283
	FLORIDA GATORS	279

HOME OF THE HUSKERS

Memorial Stadium's history dates back more than 90 years. In the fall of 1922, a drive for \$430,000 in stadium construction funds was undertaken by faculty, students, alumni and friends of the University.

The stadium was named Memorial Stadium to honor all Nebraskans who served in the Civil and Spanish-American Wars; the 751 Nebraskans who died in World War I; the 3,839 in World War II; the 225 in Korea; the 422 in Vietnam; and those in Iraq.

Construction was completed in a few more than 90 working days and Memorial Stadium was dedicated on Oct. 20, 1923, at the Homecoming game in which Nebraska was held to a scoreless tie by Kansas.

The field at Memorial Stadium was named Tom Osborne Field - after the Huskers' legendary Hall-of-Fame coach - in 1998, one year after Osborne's retirement following 25 years and 255 victories as Nebraska's head coach.

TOP 10 HOME CROWDS

Rk.	Date	Opponent	Atten.
1.	Sept. 20, 2014	Miami	91,585
2.	Sept. 14, 2013	UCLA	91,471
3.	Aug. 30, 2014	Fla. Atlantic	91,441
4.	Nov. 29, 2013	Iowa	91,260
5.	Sept. 27, 2014	Illinois	91,225
6.	Nov. 22, 2014	Minnesota	91,186
7.	Aug. 31, 2013	Wyoming	91,185
8.	Nov. 2, 2013	Northwestern	91,140
9.	Nov. 1, 2014	Purdue	91,107
10.	Oct. 25, 2014	Rutgers	91,088

TOP 5 SEASON ATTENDANCE




Rk.	Year	Games	Total	Avg.
1.	2014	7	638,744	91,249
2.	2013	8	727,466	90,933
3.	2015	7	629,986	89,998
4.	2009	7	601,216	85,888
5.	2010	7	599,648	85,648

LONGEST HOME WIN STREAKS

Rk.	Began	Ended	Wins
1.	Oct. 19, 1991	Oct. 31, 1998	47
2.	Sept. 28, 1901	Oct. 20, 1906	33
3.	Nov. 27, 1998	Nov. 2, 2002	26
4.	Sept. 27, 1969	Nov. 23, 1972	23
5.	Oct. 3, 1981	Nov. 17, 1984	21

Note: All streaks at Memorial Stadium, except for the 33-game home winning streak from 1901 to 1906, which occurred prior to Memorial Stadium opening in 1923.

**MOST NATIONAL TITLES SINCE 1970**

	ALABAMA CRIMSON TIDE	7
	NEBRASKA CORNHUSKERS	5
	MIAMI HURRICANES	5

NEBRASKA WALK-ON TRADITION CONTINUES

Mike Riley placed three former walk-ons on scholarship before the start of the season. The members of the group are all Nebraska natives and fifth-year seniors in the Husker program.

WALK-ONS AWARDED SCHOLARSHIPS

- Graham Nabity, FB (Elkhorn, Neb.)
- Logan Rath, DT (Giltner, Neb.)
- Brad Simpson, LB (Ralston, Neb.)

Nabity has played in 31 games in his Nebraska career, primarily on special teams. Rath is a reserve defensive tackle as a senior, and has played in four games with the Huskers. Simpson is among Nebraska's top special teams performers. He has played in 33 games and has 13 special teams tackles with the Huskers.

Nebraska has a long tradition of relying on its walk-on program to help build the foundation of the program. Six walk-ons have gone on to earn first-team All-America honors for Nebraska, while 13 walk-ons have earned first-team academic All-America recognition.

FOUR TRUE FRESHMEN SEEING ACTION FOR 2016 HUSKERS

Nebraska has four true freshmen who have seen action in non-conference play. Punter **Caleb Lightbourn** is Nebraska's starting punter, and the other true freshmen to hit the field include I-back/kickoff returner **Tre Bryant**, cornerback **Lamar Jackson** and safety **JoJo Domann**.

TRUE FRESHMEN PLAYING IN 2016

- Caleb Lightbourn, P, 22 punts, 39.0 average
- Tre Bryant, RB/KOR, 18 carries, 75 yards, TD; 9 KOR returns, 22.8 yard average
- Lamar Jackson, CB, 7 tackles, sack, 2 TFL
- JoJo Domann, S, 4 tackles

MOST 9-WIN SEASONS SINCE 1960

	NEBRASKA CORNHUSKERS	47
	ALABAMA CRIMSON TIDE	34
	MICHIGAN WOLVERINES	32
	PENN STATE NITTANY LIONS	30

RILEY JOINS 100-WIN CLUB IN SEASON-OPENING VICTORY

Nebraska Head Coach **Mike Riley** earned his 100th win as a collegiate head coach in the 43-10 win over Fresno State in the season opener. Riley won 93 games in 14 seasons at Oregon State and has 12 victories at Nebraska.

- Riley is one of 23 active FBS head coaches with 100 career college victories.
- All 105 of Riley's victories have come while coaching in a Power Five Conference. Riley is one of nine active coaches to win 100 games at a Power Five Conference school.

ACTIVE COACHES WITH 100 WINS AT POWER FIVE CONFERENCE SCHOOLS

Coach, Current School	Career Wins
Bill Snyder, Kansas State	196
Nick Saban, Alabama	189
Bob Stoops, Oklahoma	183
Mark Richt, Miami	149
Kirk Ferentz, Iowa	132
Urban Meyer, Ohio State	121
Tommy Tuberville, Cincinnati	113
Mike Leach, Washington State	109
Mike Riley, Nebraska	105

Note: Win totals reflect only wins at Power Five schools.

RILEY CONTINUES SUCCESS AGAINST RANKED OPPONENTS

NU's victory over Oregon on Sept. 17 continued Riley's strong history of knocking off ranked teams during his college coaching career.

- Riley-coached teams have 16 wins over ranked teams in his 16 seasons as a college coach, 14 at Oregon State and wins over Michigan State in 2015 and Oregon in 2016.
- Last year's win over No. 6 Michigan State marked the sixth top-10 opponent a Riley-coached team defeated since 2006.

WINS BY RILEY-COACHED TEAMS vs. TOP 25

Year	Opponent	Result
1998	No. 16 Oregon	W, 44-41 (2ot)
2005	No. 18 California	W, 23-20
2006	No. 3 USC	W, 33-31
2006	No. 24 Hawaii	W, 35-32
2007	No. 2 California	W, 31-28
2007	No. 16 Oregon	W, 38-31 (2ot)
2008	No. 1 USC	W, 27-21
2008	No. 19 Pittsburgh	W, 3-0
2009	No. 23 California	W, 31-14
2010	No. 9 Arizona	W, 29-27
2010	No. 20 USC	W, 36-7
2012	No. 13 Wisconsin	W, 10-7
2012	No. 19 UCLA	W, 27-20
2014	No. 7 Arizona St.	W, 35-27
2015	No. 6 Michigan St.	W, 39-38
2016	No. 22 Oregon	W, 35-32

NU STAFF BRINGS VETERAN PRESENCE TO SIDELINE

Nebraska Head Coach Mike Riley is in his second season in Lincoln. The season also marks Riley's 25th season overall as a head coach. Riley is in his 16th season as a college head coach, including 14 years at Oregon State and two at Nebraska. He also has nine years as a professional head coach, including three years as an NFL head coach.

- Riley is in his 42nd overall season in either the college or professional coaching ranks, the second-most of any FBS head coach. He trails only Alabama's Nick Saban, who is in his 44th season in coaching in 2016.
- With his 25 years of head coaching experience, Riley ranks second among current FBS head coaches in total years of head coaching experience. Notre Dame's Brian Kelly is in his 27th season in 2016.
- Riley is one of only four FBS head coaches with at least three years of NFL head coaching experience. Three of those four coaches are in the Big Ten, including Riley, Illinois' Lovie Smith and Jim Harbaugh of Michigan.

NU RANKS AMONG NATION'S ATTENDANCE LEADERS

Nebraska averaged 89,998 fans for its seven home games at Memorial Stadium in 2015. Nebraska's attendance average ranked 11th in the nation and fourth among Big Ten schools. The 2015 season marked the third straight year NU ranked 11th or higher in average attendance.

In 2014, Nebraska was 10th in average home attendance with 91,249 fans per game. The average attendance for seven home games was the largest ever at Memorial Stadium, bettering the 2013 mark of 90,933 per game.

NU has ranked in the top 20 nationally in attendance each of the 17 years with available attendance figures.

NCAA RECORD SELLOUT STREAK PASSES 350 GAMES

One of the most remarkable streaks in college sports continues in 2016. Nebraska has sold out every game at Memorial Stadium since Nov. 3, 1962, a streak of 352 consecutive sellouts (including Purdue), 99 more than second-place Notre Dame.

- NU owns a 300-51 (.855) record during the streak.
- Overall attendance during the sellout streak totals 26,710,853.

LONGEST SELLOUT STREAKS IN NCAA HISTORY

Rk.	School	Total
1.	Nebraska	352 (includes Purdue)
2.	Notre Dame	253

HUSKERS OWN BIG ADVANTAGE AT MEMORIAL STADIUM

Nebraska has rewarded the loyalty of its fans with great success at Memorial Stadium.

- Nebraska has won at least six home games in 23 of the past 29 seasons. NU is 166-28 (.856) at home in the last 28 seasons (since 1989).
- Nebraska's most recent perfect home season occurred in 2012. NU is 4-0 at home in 2016.
- The Huskers are 14-7 in Big Ten home games since joining the league in 2011.
- In the past three decades, NU has had three home winning streaks of 20 or more games and overall has posted 41 unbeaten and untied home seasons.
- The Huskers are 535-147-20 (.776, 702 games, 127 years) in Lincoln, and 410-124-13 (.761, 547 games, 93 years) in Memorial Stadium (since 1923).

NEBRASKA AMONG NATION'S TOP ALL-TIME PROGRAMS

Nebraska is in its 127th season of college football and owns an 886-368-40 all-time record in 1,294 games (.700). Nebraska is one of 10 programs with 800 all-time victories, ranking fourth with 886 wins.

Since 1970, NU has a 452-127-5 record, for a .778 winning percentage in 584 games.

- Nebraska ranks as the nation's winningest program over the last 40, 50 and 60 years.
- Since Nebraska's first football season in 1890, Husker teams have won 11 or more games 12 times, including seven times since 1993.
- Nebraska has won 12 or more games seven times, including three seasons with 13 wins (1971, 1994, 1997).
- Nebraska has 24 10-win seasons since 1970.
- Nebraska has 49 nine-win seasons in school history, including 41 since 1970 and 47 since Bob Devaney took over the Nebraska program in 1962. No other school in the nation has more than 32 nine-win seasons in that same time.
- NU was the first team in NCAA history to win 100 games in consecutive decades, leading the nation with 103 wins in the 1980s and ranking second with 108 wins in the 1990s.
- Nebraska ranks third in NCAA history with 52 all-time bowl appearances, while the Huskers rank in a tie for seventh with 26 bowl victories.

HUSKER HIGHLIGHTS

1

Nebraska football is the only team in any sport in NCAA history to boast 100 athletic All-Americans and 100 academic All-Americans.

2

Nebraska is the only program to have at least two players selected in every NFL Draft of the Common Draft Era (since 1967).

3

Three Huskers have won the Heisman Trophy, all since 1972. Johnny Rodgers won in 1972, Mike Rozier in 1983 and Eric Crouch in 2001.

4

Nebraska ranks fourth in NCAA history with 886 all-time victories. The Huskers are one of only 10 teams with 800 all-time wins.

5

Nebraska has won five national titles: 1970, 1971, 1994, 1995 and 1997. The Huskers have won the second-most national titles of any school in the country since 1970.

9

Nebraska ranks ninth nationally with a total of 23 former players and coaches (17 players, six coaches) who have been enshrined in the College Football Hall of Fame.

23

Nebraska leads the nation with a former Husker on a Super Bowl roster for 23 consecutive years.

46

The Huskers have won 46 conference titles in program history, the most of any school in the country. This includes 33 perfect conference seasons and 27 unbeaten seasons.

52

Nebraska ranks third in NCAA history with 52 all-time bowl appearances. The Huskers are one of only five teams to appear in 50 bowl games.

107

Nebraska football has totaled 107 CoSIDA Academic All-Americans, the most of any team in any sport in NCAA history.

325

Across all sports, the University of Nebraska has totaled a nation-leading 325 CoSIDA Academic All-Americans, 73 more than any other school.

352

Memorial Stadium has been sold out for an NCAA-record 352 consecutive games dating back to Nov. 3, 1962. (includes Purdue)

HUSKERS ON 2016 NFL ROSTERS

- Ameer Abdullah, RB, Detroit Lions (IR)
- Zaire Anderson, LB, Denver Broncos
- Prince Amukamara, CB, Jacksonville Jaguars
- Kenny Bell, WR, Baltimore Ravens (PS)
- Josh Brown, PK, New York Giants
- Rex Burkhead, RB, Cincinnati Bengals
- Maliek Collins, DT, Dallas Cowboys
- Will Compton, LB, Washington Redskins
- Jared Crick, DE, Denver Broncos
- Lavonte David, LB, Tampa Bay Buccaneers
- Quincy Enunwa, WR, New York Jets
- Randy Gregory, DE, Dallas Cowboys
- Andy Janovich, FB, Denver Broncos
- Stanley Jean-Baptiste, CB, Seattle Seahawks (IR)
- Sam Koch, P, Baltimore Ravens
- Alex Lewis, OL, Baltimore Ravens
- Spencer Long, OG, Washington Redskins
- Niles Paul, TE, Washington Redskins
- Givens Price, OL, Arizona Cardinals (PS)
- Brent Qvale, OT, New York Jets
- Trevor Roach, LB, Cincinnati Bengals
- Mohammed Seisay, CB, Seattle Seahawks (IR)
- Jeremiah Sirles, OL, Minnesota Vikings
- Matt Slauson, OL, San Diego Chargers
- Daimion Stafford, S, Tennessee Titans
- Ndamukong Suh, DT, Miami Dolphins
- Vincent Valentine, NT, New England Patriots

NEBRASKA FUTURE SCHEDULES

2017

Sept. 2 Arkansas State
 Sept. 9 at Oregon
 Sept. 16 Northern Illinois
 Sept. 23 Rutgers
 Sept. 30 at Illinois
 Oct. 7 Wisconsin
 Oct. 14 Ohio State
 Oct. 28 at Purdue
 Nov. 4 Northwestern
 Nov. 11 at Minnesota
 Nov. 18 at Penn State
 Nov. 24 Iowa

2018

Sept. 1 Akron
 Sept. 8 Colorado
 Sept. 15 Troy
 Sept. 22 at Michigan
 Sept. 29 Purdue
 Oct. 6 at Wisconsin
 Oct. 13 at Northwestern
 Oct. 20 Minnesota
 Nov. 3 at Ohio State
 Nov. 10 Illinois
 Nov. 17 Michigan State
 Nov. 23 at Iowa

2019

Aug. 31 South Alabama
 Sept. 7 at Colorado
 Sept. 14 Northern Illinois
 Sept. 21 at Illinois
 Sept. 28 Ohio State
 Oct. 5 Northwestern
 Oct. 12 at Minnesota
 Oct. 26 Indiana
 Nov. 2 at Purdue
 Nov. 16 Wisconsin
 Nov. 23 at Maryland
 Nov. 29 Iowa

ALL-TIME BOWL APPEARANCES

	ALABAMA CRIMSON TIDE	62
	TEXAS LONGHORNS	53
	NEBRASKA CORNHUSKERS	52

HUSKERS RANK IN TOP 10 OF ALL-TIME AP RANKING

The Associated Press weekly poll began in 1936 and has been a fixture in college football ever since. This August the AP released an all-time top 100 for the first time, ranking programs over the history 80-year history of the poll.

Nebraska checked in at No. 6 in the all-time rankings and was one of three Big Ten programs in the top seven in the poll. Nebraska has appeared in 65 percent of all polls since 1936 and has been ranked No. 1 in 72 polls.

ASSOCIATED PRESS ALL-TIME TOP 10

Rk.	School	Points
1.	Ohio State	1,112
2.	Oklahoma	1,055
3.	Notre Dame	1,042
4.	Alabama	993
5.	Southern California	974
6.	Nebraska	901
7.	Michigan	894
8.	Texas	822
9.	Florida State	714
10.	Florida	674

- In addition to the lofty rankings in the AP all-time top 10 poll, Nebraska was also recently recognized as a historically elite program by ESPN.com. In a late August article, ESPN.com identified Nebraska as one of one of eight "Blue Blood" programs in college football history.

NEBRASKA AMONG LEADERS IN AP NATIONAL TITLES

Alabama leads the nation by winning 10 Associated Press national titles since 1936, with Notre Dame (8), Oklahoma (7), Miami (5), USC (5), Nebraska (4) and Minnesota (4) next in line. While the Huskers were awarded the national title by the coaches in 1997, NU finished second to Michigan in the AP poll.

In 1970, Nebraska was awarded the AP national title, but not the coaches (Texas was first, Ohio State second and NU third) as the final poll was released before the bowl games were played. In the coaches poll (since 1950), NU is tied for fourth with Miami and Texas with four titles, behind Alabama (9), Oklahoma (6) and USC (5).

CONFERENCE CROWNS

Nebraska has won 46 football conference championships in school history. The Huskers won 13 conference titles under Tom Osborne and eight under Bob Devaney.

During its 15-year history in the Big 12 Conference, Nebraska won league titles in 1997 and 1999, and also appeared in the Big 12 Championship Game in 1996, 2006, 2009 and 2010. Nebraska was one of just three teams to capture two or more Big 12 titles in the first 15 years of the league, joining Oklahoma and Texas. Nebraska's six Big 12 title game appearances were second only to Oklahoma's eight. NU made its first appearance in the Big Ten Championship Game in 2012.

A HOLIDAY TRADITION

Nebraska participated in its 52nd bowl game in the 2015 Foster Farms Bowl.

Nebraska is one of only five programs with 50 or more bowl appearances, and its 52 bowl appearances are third all-time, trailing only Alabama (62) and Texas (53).

- The Huskers have played in the postseason in 45 of the past 47 seasons.
- Nebraska appeared in an NCAA-record 35 straight bowl games from 1969 to 2003.
- NU owns a 26-26 all-time bowl record, and the 26 bowl victories rank seventh nationally.

The Huskers have clinched a bowl berth in 2016 by picking up their sixth victory of the season at Indiana.

#PRO BIG RED

Nebraska has a long-standing tradition of being one of the leading programs in putting players into the NFL.



A total of 27 former Huskers are on NFL rosters as of Oct. 7, including five rookies making their NFL debuts in 2016—defensive tackle Maliek Collins (Dallas), fullback Andy Janovich (Denver), offensive tackle Alex Lewis (Baltimore), nose tackle Vincent Valentine (New England) and offensive lineman Givens Price (Arizona, practice squad).

Nebraska's NFL contingent is led by four players who have made Pro Bowl appearances in their career, including Dolphins defensive tackle Ndamukong Suh, Buccaneers linebacker Lavonte David, Ravens punter Sam Koch and Giants kicker Josh Brown.

NU's Will Compton and Niles Paul were two of five Redskin players elected as 2016. captains.

Nebraska is the only school in the Common Draft Era (since 1967) to have multiple players taken every year in the NFL Draft. Since 1997, Nebraska ranks second in the Big Ten Conference with 88 NFL draftees.

NEBRASKA FOOTBALL FACTS

HISTORY

Season of Football.....	127th
All-Time Games Played	1,294
All-Time Record	886-368-40 (.700)
National Ranking in All-Time Wins	4th
All-Time Bowl Appearances	52
National Ranking in Bowl Appearances	3rd
All-Time Bowl Record	26-26

CHAMPIONSHIPS

National Championships	5
Back-to-Back National Championships	2
Undefeated Seasons	11
Perfect Seasons	9
Conference Championships	46

RECORD BREAKDOWN

Home Games	535-147-20 (.776)
Memorial Stadium	410-124-13 (.761)
Record in August	14-0-0 (1.000)
Record in September	173-41-6 (.800)
Record in October	359-139-19 (.713)
Record in November	303-154-15 (.658)
Record in December	22-13-0 (.629)
Record in January	14-21-0 (.400)
Record in February	1-0-0 (1.000)
In Overtime.....	8-2
At Night.....	93-37-3
When Scoring 35+ Points.....	364-7
When Allowing 10 Points or Less	250-7-1
vs. Big Ten Teams	109-84-10
• In Big Ten Play (since 2011).....	28-16
• Home	14-7
• Away.....	14-8
• Neutral	0-1
vs. Ranked Teams	104-123-3
• Home	50-38-0
• Away.....	29-61-3
• Neutral	25-24-0
• as No. 1 Team	46-7-1

STREAKS

Consecutive Games Scoring a Point	264
Consecutive Home Games Scoring a Point...	317
Consecutive Home Sellouts	352
Record in Sellout Streak	300-51
• vs. Ranked Teams.....	44-27

INDIVIDUAL

College Football Hall of Fame Players	17
College Football Hall of Fame Coaches.....	6
First-Team All-Americans	110
CoSIDA Academic All-Americans*	107
NCAA Top Ten Award Winners*	9
Heisman Trophy Winners	3
Walter Camp Award Winners	3
Maxwell Trophy Winners	1
Outland Trophy Winners*.....	9
Lombardi Trophy Winners.....	5
Butkus Award Winners.....	1
Johnny Unitas Golden Arm Award Winners..	1
Davey O'Brien Award Winners	1
Rimington Award Winners	1
Bednarik Award Winners	1
Nagurski Trophy Winners	1
Retired Jerseys	17
Retired Numbers	2
All-Conference Selections	515

*Total leads the nation

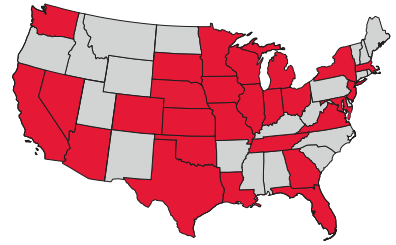
2016 SEASON NOTEBOOK

SCHEDULE NOTES

- The Big Ten Conference moved to a nine-game conference schedule in 2016. Nebraska and the other six members of the Big Ten West Division will play four home games and five road games.
- The Huskers' game at Indiana was Nebraska's first conference matchup with the Hoosiers. Nebraska's meeting with Maryland will mark the first-ever matchup between the teams.
- The Huskers' non-conference schedule was highlighted by the start of a home-and-home series with Oregon. Nebraska will make a return trip to Eugene in the 2017 season. The two meetings are the first between the schools since Oregon played in Lincoln in both 1985 and 1986.
- Nebraska will play seven games against teams that played in a bowl game last season, including New Year's Six participants Iowa (Rose) and Ohio State (Fiesta). The Big Ten Championship Game is scheduled for Saturday, Dec. 3, at Lucas Oil Stadium in Indianapolis.

COACHING STAFF NOTES

- The Nebraska coaching staff has one new full-time face for the 2016 season, but it is a familiar one to Husker fans. Mike Riley hired John Parrella as the Huskers' defensive line coach in February. A former Nebraska and NFL standout, Parrella returned to his alma mater after two seasons on the defensive staff at Northern Michigan.
- Parrella was an All-Big Eight defensive tackle for Nebraska and played 12 seasons in the NFL, including appearances in three Super Bowls.
- Defensive coordinator Mark Banker did not coach a position in his first year at Nebraska in 2015. This fall, Banker is coaching the Huskers' safeties, allowing Brian Stewart to focus solely on the cornerbacks.
- The Husker full-time coaching staff has numerous ties to the National Football League, led by Coach Riley. The Huskers have also added new faces in support roles with links to the NFL. Former St. Louis Rams General Manager Billy Devaney is the Huskers' Executive Director of Player Personnel and Special Assistant to the Head Coach. Roman Sapolu is in his second season as a graduate assistant with the program and is the son of Jesse Sapolu a member of four World Championship teams with the San Francisco 49ers. Chase Haslett is an offensive assistant in 2016 and is the son of long-time NFL coach Jim Haslett. James Rodgers, who played under Mike Riley at Oregon State, spent time in the NFL with the Atlanta Falcons. Rodgers has joined the program as a personnel assistant.



ROSTER NOTES

- Nebraska has a long history of attracting players from all parts of the United States, and the 2016 roster is no different. Nebraska has players from 27 states and Canada on its 137-player roster.
- The Huskers have 57 homegrown Nebraska players on the 2016 roster.
- The roster includes seven additional states with at least five players. Nebraska has 10 players from California, eight each from Florida, Louisiana, Missouri and Texas, and five each from Colorado and Illinois.
- Nebraska's 2016 signing class featured 21 players from 14 states, including multiple signees from California (4), Nebraska, Colorado and Missouri (2).

ACADEMIC NOTES

- Four Huskers are playing this season as graduate students. **Charles Jackson** (May, 2016), **Alonzo Moore** (August, 2016), **Michael Rose-Ivey** (August, 2016), and **Corey Whitaker** (August, 2016) have all earned their degrees. In addition, punter **Sam Foltz** (May, 2016) had earned his college degree before his passing in July.
- Nineteen additional members of the senior class are expected to pick up their undergraduate degrees in December.
- Nebraska posted a football Graduation Success Rate of 85 percent in 2015 to rank second in the Big Ten. Nebraska's GSR is the ninth-best among all FBS schools and third among public schools in the FBS ranks.
- Husker football players have combined for 107 CoSIDA Academic All-America awards. Nebraska football has produced more academic All-Americans than any other sport in NCAA history, while Nebraska leads the nation with 325 academic All-Americans across all sports.

THE MIKE RILEY FILE**HEAD COACHING RECORD**

- Overall: 170-162 (25th season)
- College: 105-87 (16th season)
- Nebraska: 12-7 (Second season)

FAMILY

- Wife: Dee
- Children: Matthew, Kate
- Grandchildren: Elijah Jo

COACHING NUMBERS

- 42 Years of Coaching Experience
- 25 Years as a Head Coach
- 16 Years as a Collegiate Head Coach
- 9 Years as a Professional Head Coach
- 3 Years as an NFL Head Coach
- 17 Years as an Assistant Coach
- 13 Years as a Collegiate Assistant Coach
- 4 Years as a Professional Assistant Coach
- 1 Year as an NFL Assistant Coach

HEAD COACHING EXPERIENCE**NEBRASKA**

- 2015-present (2nd season; 12-7 record)

OREGON STATE

- 2003-14 (12 seasons; 85-66 record)
- 1997-98 (2 seasons; 8-14 record)
- 14 overall seasons; 93-80 record)
- 6-2 record in eight bowl games
- 2008 Pac-10 Coach of the Year

SAN DIEGO CHARGERS

- 1999-2001 (3 seasons; 14-34 record)

SAN ANTONIO RIDERS (WLAF)

- 1991-92 (2 seasons; 11-9 record)

WINNIPEG BLUE BOMBERS (CFL)

- 1987-90 (4 seasons; 40-32 record)
- 2 Grey Cup Championships (1987, 1990)

ASSISTANT COACH EXPERIENCE**NEW ORLEANS SAINTS**

- Assistant Head Coach (2002)

USC

- Assistant Head Coach/
Offensive Coordinator (1993-96)

NORTHERN COLORADO

- Defensive Coordinator (1986)

WINNIPEG BLUE BOMBERS (CFL)

- Assistant Coach (1983-85)

LINFIELD COLLEGE

- Defensive Coordinator (1977-82)
- NAIA National Championship (1982)

WHITWORTH COLLEGE

- Graduate Assistant (1976)

CALIFORNIA

- Graduate Assistant (1975)

PLAYING EXPERIENCE

- Alabama (CB)
- National Championship (1973)

**N HEAD COACH
MIKE RILEY**

The 2016 season is the second at Nebraska for Mike Riley, who boasts 42 years of coaching experience at the collegiate or professional level, the second-most of any FBS head coach. Riley's 25 years of head coaching experience are also tied for the second most among all FBS head coaches.

OVERALL COACHING EXPERIENCE*

Nick Saban (Alabama)	44 Years
Mike Riley (Nebraska)	42 Years
Bill Snyder (Kansas State)	41 Years
Rocky Long (San Diego State)	41 Years

HEAD COACHING EXPERIENCE

Brian Kelly (Notre Dame)	27 Years
Mike Riley (Nebraska)	25 Years
Bill Snyder (Kansas State)	25 Years
Three Others with	23 Years

PRO HEAD COACHING EXPERIENCE

Lovie Smith (Illinois)	11 Years
Mike Riley (Nebraska)	9 Years
Jim Harbaugh (Michigan)	4 Years
Jim Mora Jr. (UCLA)	4 Years

NFL HEAD COACHING EXPERIENCE

Lovie Smith (Illinois)	11 Years
Jim Harbaugh (Michigan)	4 Years
Jim Mora Jr. (UCLA)	4 Years
Mike Riley (Nebraska)	3 Years

*College and professional experience only

CHAMPIONSHIP PEDIGREE

- Riley is the only head coach in college football to win a professional title as a head coach
- Riley has won championships at the NAIA, NCAA FBS and professional levels.
- Riley was a cornerback on Alabama's 1973 national championship team.
- In 1982, Riley was the defensive coordinator for Linfield College, which went 12-0 and won the NAIA national championship.
- Riley won two Grey Cup titles in his four seasons with the Winnipeg Blue Bombers in the Canadian Football League.
- In his first season as a head coach at any level, Riley led Winnipeg to the 1987 Grey Cup title.
- Riley won his first Grey Cup at the age of 33, making him the third-youngest head coach ever to win a professional title (CFL, NFL, NFL Europe, UFL, USFL, WFL, WLAF, XFL).
- Since the NFL-AFL merger in 1970, Riley is the youngest head coach to win a championship in any professional league.
- Riley and Hugh Campbell of the Edmonton Eskimos (CFL) are the only two head coaches in the Super Bowl era to win two professional titles before the age of 40.

PROVEN WINNER

- Riley has 105 career college victories, all at Power Five Schools
- Riley won 93 games at Oregon State, making him the winningest coach in Beaver history.
- Riley ended his tenure at OSU ranked 11th in Pac-12 history with 58 conference wins.
- Riley is one of nine active FBS head coaches with 100 wins at Power Five Schools.
- Riley owns a 7-2 record in bowl games, including a win over UCLA in the 2015 Foster Farms Bowl.
- Riley's .778 bowl winning percentage ranks fifth in NCAA history among coaches who appeared in at least eight bowl games.
- Riley is 1 of 6 coaches in NCAA history to win his first five bowl games.
- Riley is 1 of 12 coaches in NCAA history to win five consecutive bowl games.
- In 16 seasons as a college head coach, Riley has led his teams to 16 wins over ranked opponents, including six wins over top-10 teams and three wins over top-three foes.
- Riley coached two Biletnikoff Award winners at Oregon State, and is the only active FBS coach to have two players win the award.

DEFENSIVE ASSISTANTS



MARK BANKER
DEFENSIVE COORDINATOR/
SAFETIES

- 38 Years of Experience
- 30 Years as Def. Coordinator
- 3 Years of NFL Experience

• Game Day: Field

HIGHLIGHTS

- NU ranked ninth nationally in rush defense in 2015; OSU led nation in that category in 2007
- Top-10 total defense rankings in 2003 & 2007
- Coordinated a San Diego Charger defense to a No. 11 NFL total defense ranking in 2001



TRENT BRAY
LINEBACKERS

- 8 Years of Experience
- 8 Years at Power Five School
- 1 Year Playing in NFL Europe
- Game Day: Field

HIGHLIGHTS

- Helped Nebraska freshman Dedrick Young set an NU record for tackles by a true frosh last season with 61 tackles
- Coached in four bowl games past five years
- Ranks among top 10 tacklers in OSU history



JOHN PARRELLA
DEFENSIVE LINE

- 9 Years of Experience
- 4 Years of College Experience
- 12 Years of Playing in NFL
- Game Day: Field

HIGHLIGHTS

- Helped Chabot JC to a conference title in 2013
- Started the varsity program at Valley Christian High in California and led team to playoffs
- Had all-conference playing career at Nebraska and played 12 seasons in NFL



BRIAN STEWART
CORNERBACKS

- 25 Years of Experience
- 8 Years of NFL Experience
- 7 Years as Def. Coordinator
- Game Day: Press Box

HIGHLIGHTS

- Helped Houston to a 13-1 record in 2011
- Coached 14 Pro Bowlers in eight NFL seasons
- Coordinated Dallas Cowboys defenses that led NFL in sacks in 2007 and 2008

SPECIAL TEAMS COORDINATOR



BRUCE READ
SPECIAL TEAMS COORDINATOR

- 32 Years of Experience
- 13 Years at Power Five School
- 7 Years of NFL Experience
- Game Day: Field

HIGHLIGHTS

- Coached all-conference punter and kicker in first season at Nebraska
- Led Alexis Serna to 2005 Lou Groza Award
- San Diego Chargers special teams ranked in top six in NFL twice in Read's three seasons

OFFENSIVE ASSISTANTS



DANNY LANGSDORF
OFFENSIVE COORDINATOR/
QUARTERBACKS

- 21 Years of Experience
- 13 Years as Off. Coordinator
- 4 Years of NFL Experience

• Game Day: Press Box

HIGHLIGHTS

- Helped Nebraska rank in top three in Big Ten in passing, scoring and total offense in 2015
- Eli Manning career-high completion rate in 2014
- Sean Mannion set Pac-12 career passing record



MIKE CAVANAUGH
OFFENSIVE LINE

- 31 Years of Experience
- 6 Years as Off. Coordinator
- 2 Years of NFL Experience
- Game Day: Field

HIGHLIGHTS

- Coached 24 all-conference linemen in past 11 years
- OSU set a then-Pac-12 passing record in 2013
- Helped Hawaii rank in the top 10 nationally in total offense three times in six seasons



REGGIE DAVIS
RUNNING BACKS

- 13 Years of Experience
- 4 Years of NFL Experience
- 2 Years Playing in NFL
- Game Day: Field

HIGHLIGHTS

- Coached in three NFC Championship Games
- Coached All-Pro TE Vernon Davis for three years
- Helped OSU RB Jacquizz Rodgers become first freshman to be Pac-10 Offensive MVP



KEITH WILLIAMS
WIDE RECEIVERS

- 17 Years of Experience
- 4 Years as Off. Coordinator
- 1 Year Playing in NFL
- Game Day: Field

HIGHLIGHTS

- Eight former wideouts played in NFL in 2015
- NU receivers combined for 192 catches, 23 TD and 2,774 yards in 2015
- Coached San Jose State's Edell Shepherd to school-record 1,500 receiving yards in 2001

ADDITIONAL FOOTBALL STAFF

- **Associate A.D./Football:** Dan Van De Riet
- **Exec. Director Player Personnel:** Billy Devaney
- **Director of Player Personnel:** Ryan Gunderson
- **Offensive GA:** Tavita Thompson (Tight Ends)
- **Offensive GA:** Hardie Buck (Receivers)
- **Offensive GA:** Roman Sapolu (Offensive Line)
- **Defensive GA:** Blair Tushaus (Defensive Line)
- **Head Football Strength Coach:** Mark Philipp
- **Head Football Athletic Trainer:** Mark Mayer
- **Head Equipment Manager:** Jay Terry
- **Director of Video:** Tate Guillotte

HUSKER COACHING NUMBERS

4

Mike Riley is 1 of 4 FBS coaches with at least three seasons of NFL head coaching experience. Riley is 1 of 6 FBS coaches who has been an NFL head coach (UCLA's Jim Mora Jr., Michigan's Jim Harbaugh, Louisville's Bobby Petrino, Alabama's Nick Saban, Illinois' Lovie Smith).

5

Mike Riley ranks fifth in NCAA history with a .778 winning percentage in bowl games. One of only six coaches in NCAA history to win his first five bowl games, Riley is 7-2 in bowl games including a win over UCLA in the 2015 Foster Farms Bowl.

9

Nine coaches boast NFL experience, including Mike Riley as a head coach, Mark Banker and Brian Stewart as defensive coordinators and Bruce Read as a special teams coordinator.

9

Mike Riley owns nine years of experience as a professional head coach, the second-most of any FBS coach. In addition to the NFL, Riley led teams in the Canadian Football League and the World League of American Football, the predecessor to NFL Europe.

25

Mike Riley owns 25 years of head coaching experience at the collegiate or professional level, the second most among FBS head coaches.

33

The NU coaching staff has combined for 33 seasons of coaching experience in the NFL.

42

Mike Riley's 42 years of coaching experience at the collegiate or professional level rank second among FBS head coaches. Alabama's Nick Saban (44 years) is the only coach ahead of Riley on that list.

65

Nebraska's 10 full-time coaches have been a part of 65 bowl teams during their collegiate coaching careers.

231

The Husker coaching staff has a combined 231 years of coaching experience at the collegiate or professional level.



THE PURDUE BOILERMAKERS AT A GLANCE

- Purdue is 3-3 on the season and 1-2 in conference play.
- The Boilermakers won their last Big Ten road game, 34-31 in overtime at Illinois two weeks ago.
- The Boilermakers boast the Big Ten's top passing attack averaging 305.5 yards per game.
- Purdue ranks 15th nationally in third-down conversions (49%) but the Boilermakers are last in third-down conversion defense (52%).
- Purdue's defensive coordinator is former Husker assistant Ross Els.

THREE BOILERMAKERS TO WATCH

QB David Blough

- Leads the Big Ten in passing yards (1,756), passing yards per game (292.7), completions per game (24.7) and total offense (302.7).
- Completed 30-of-59 passes last week against Iowa, throwing for 458 yards and five touchdowns.
- Completed 28-for-43 passes for 274 yards and four touchdowns and rushed 10 times for 82 yards and one score last year vs. Nebraska.

DE Evan Panfil

- Leads Purdue with 6.5 tackles for loss and 4.0 sacks.
- Ranks fourth in the Big Ten in sacks.
- Had 2.0 sacks last week vs. Iowa.

WR Deangelo Yancey

- Has made 24 catches for 391 yards with three touchdowns this season.
- Ranks in the top 10 among Big Ten receivers in receiving yards (9th), receiving touchdowns (8th) and yards per catch (8th, 16.3).
- Had five catches for 111 yards and two touchdowns last year vs. Nebraska.

SERIES HISTORY

- The all-time series is tied, 2-2-0.
- The Huskers are 2-1 vs. the Boilermakers as Big Ten foes.
- Nebraska leads the series, 1-0, in Lincoln (35-14 win in 2014).
- Prior to their first meeting as Big Ten foes in 2013, the schools had not met since a 28-0 Purdue victory in 1958 in West Lafayette, Ind.

ABOUT PURDUE FOOTBALL

- Purdue owns an all-time record of 601-548-48 in 129 seasons.
- Purdue has won 12 conference titles in its history, including eight Big Ten championships (1918, 1929, 1931, 1932, 1943, 1952, 1967, 2000).
- The Boilermakers have been to 17 bowl games (9-8 record).



PURDUE INTERIM HEAD COACH GERAD PARKER

- 1st game as Interim Head Coach
- Fourth season overall at Purdue

PURDUE STATISTICAL LEADERS

RUSHING	ATT.	YDS	YPC	TD
Markell Jones	82	372	4.5	2
Brian Lankford-Johnson	30	199	6.6	2
Richie Worship	26	102	3.9	2
David Blough	37	60	1.6	3
Tario Fuller	6	32	3.6	0

PASSING	CMP-ATT-INT	PCT.	YDS	TD
David Blough	148-266-10	55.6	1,756	12
Elijah Sindelar	5-13-1	38.5	69	0
Bilal Marshall	1-2-0	50.0	8	0

RECEIVING	REC.	YDS	YPC	TD
Domonique Young	29	338	11.7	1
Deangelo Yancey	24	391	16.3	3
Cole Herdman	17	214	12.6	2
Bilal Marshall	14	182	13.0	2
Markell Jones	14	77	5.5	0

TACKLES	SOLO	TOTAL	TFL	SACKS
Markus Bailey	25	43	0.0	0.0
Leroy Clark	20	39	1.5	0.0
Navon Mosley	25	36	0.0	0.0
Danny Ezechukwu	18	32	0.5	0.0
Jake Replogle	18	28	3.0	1.5

PUNTING	NO.	YDS	AVG.	LONG
Joe Schopper	25	990	39.6	57

FIELD GOALS	MADE	ATT	PCT.	LONG
J.D. Dellinger	4	7	57.1	37

6-0
(3-0 BIG TEN)

- 1 Fresno St. W, 43-10
- 2 Wyoming W, 52-17
- 3 #22 Oregon W, 35-32
- 4 @ Northwestern W, 24-13
- 5 Illinois W, 31-16
- 6 BYE WEEK
- 7 @ Indiana W, 27-22
- 8 Purdue
- 9 @ Wisconsin
- 10 @ Ohio St.
- 11 Minnesota
- 12 Maryland
- 13 @ Iowa

TOTAL	BIG TEN	NAT.	CATEGORY (PER GAME)	TOTAL	BIG TEN	NAT.
220.5	4th	27th	Rushing Offense	136.2	13th	106th
233.3	6th	65th	Passing Offense	305.5	1st	19th
453.8	3rd	38th	Total Offense	441.7	4th	42nd
35.3	3rd	36th	Scoring Offense	27.5	8th	75th
141.2	6th	44th	Rushing Defense	264.3	14th	124th
106.40	3rd	13th	Pass Efficiency Defense	136.00	13th	82nd
203.3	7th	32nd	Pass Defense	182.0	6th	26th
344.5	4th	29th	Total Defense	446.3	14th	105th
18.3	4th	17th	Scoring Defense	34.3	13th	108th
29.0	14th	128th	Net Punting	36.6	6th	81st
10.9	4th	33rd	Punt Returns	7.5	8th	70th
24.6	4th	24th	Kickoff Returns	19.0	13th	97th
12	3rd	37th	Turnovers Gained	7	12th	98th
8	7th	30th	Turnovers Lost	14	14th	113th
+0.7	6th	28th	Turnover Margin	-1.2	14th	122nd
2.3	9th	54th	Sacks	2.2	10th	64th
0.7	1st	5th	Sacks Allowed	1.5	4th	33rd
49%	2nd	12th	3rd-Down Offense	49%	3rd	15th
31%	4th	19th	3rd-Down Defense	52%	14th	128th

3-3
(1-2 BIG TEN)

- 1 Eastern Ky. W, 45-24
- 2 Cincinnati L, 20-38
- 3 BYE WEEK
- 4 Nevada W, 24-14
- 5 @ Maryland L, 7-50
- 6 @ Illinois W, 34-31 (ot)
- 7 Iowa L, 35-49
- 8 @ Nebraska
- 9 Penn State
- 10 @ Minnesota
- 11 Northwestern
- 12 Wisconsin
- 13 @ Indiana

NEBRASKA DEPTH CHART-PURDUE

OFFENSE

WIDE RECEIVER (Z)

- 15 De'Mornay Pierson-El, 5-9, 185, Jr.
- 82 Alonzo Moore, 6-2, 195, Sr.

LEFT TACKLE

- 68 Nick Gates, 6-5, 290, So.
- 62 Cole Conrad, 6-5, 305, So.
- 65 Christian Gaylord, 6-6, 300, RFr.

LEFT GUARD

- 73 Sam Hahn, 6-7, 300, Sr.
- 58 Corey Whitaker, 6-5, 295, Sr.

CENTER

- 66 Dylan Utter, 6-1, 295, Sr.
- 79 Michael Decker, 6-4, 285, RFr.

RIGHT GUARD

- 63 Tanner Farmer, 6-4, 295, So.
- 58 Corey Whitaker, 6-5, 295, Sr.
- 74 Jalin Barnett, 6-4, 310, RFr.

RIGHT TACKLE

- 77 David Knevel, 6-9, 315, Jr.
- 62 Cole Conrad, 6-5, 305, So.

TIGHT END

- 84 Sam Cotton, 6-5, 250, Sr.
- 42 Trey Foster, 6-2, 250, Sr.
- 88 Tyler Hoppes, 6-4, 240, Jr.
- 89 Connor Ketter, 6-5, 245, Jr.
- 85 Matt Snyder, 6-5, 255, RFr.

WIDE RECEIVER (R)

- 87 Brandon Reilly, 6-2, 200, Sr.
- 81 Gabe Rahn, 6-1, 195, Jr.

WIDE RECEIVER (X)

- 8 Stanley Morgan Jr., 6-1, 200, So.
- 83 Bryan Reimers, 6-5, 210, So.

QUARTERBACK

- 4 Tommy Armstrong Jr., 6-1, 220, Sr.
- 17 Ryker Fyfe, 6-3, 215, Sr.
- 12 Patrick O'Brien, 6-4, 230, Fr.
- 2 Zack Darlington, 6-2, 195, So.

I-BACK

- 34 Terrell Newby, 5-10, 200, Sr.
- 22 Devine Ozigbo, 6-0, 230, So.
- 21 Mikale Wilbon, 5-9, 195, So.
- 18 Tre Bryant, 5-11, 200, Fr.

FULLBACK

- 41 Luke McNitt, 6-2, 240, Jr.
- 38 Harrison Jordan, 5-10, 230, Jr.
- 29 Graham Nabity, 6-1, 210, Sr.

OFFENSIVE CAREER STARTS

Tommy Armstrong Jr., Sr., QB	39
Cethan Carter, Sr., TE	30
Dylan Utter, Sr., C	20
Sam Cotton, Sr., TE	17
Nick Gates, So., OT	16
Alonzo Moore, Sr., WR	16
Jordan Westerkamp, Sr., WR	14
Terrell Newby, Sr., IB	13
De'Mornay Pierson-El, Jr., WR	10
Brandon Reilly, Sr., WR	9
Stanley Morgan Jr., So., WR	7
Sam Hahn, Sr., OG	6
David Knevel, Jr., OT	6
Tanner Farmer, Soph., OG	5
Trey Foster, Sr., TE	2
Devine Ozigbo, Soph., IB	1
Corey Whitaker, Sr., OG	1
Ryker Fyfe, Sr., QB	1
Luke McNitt, Jr., FB	1
Bryan Reimers, Soph., WR	1

DEFENSE

DEFENSIVE END

- 88 Ross Dzuris, 6-3, 255, Sr.
- 22 Alex Davis, 6-5, 255, RFr.
- 9 DaiShon Neal, 6-7, 270, RFr.

DEFENSIVE TACKLE

- 44 Mick Stoltenberg, 6-5, 290, So.
- 96 Carlos Davis, 6-2, 295, RFr.
- 97 Logan Rath, 6-4, 280, Sr.

DEFENSIVE TACKLE

- 55 Kevin Maurice, 6-3, 300, Sr.
- 94 Khalil Davis, 6-2, 290, RFr.
- 99 Peyton Newell, 6-3, 290, So.

DEFENSIVE END

- 91 Freedom Akinmoladun, 6-4, 255, So.
- 45 A.J. Natter, 6-5, 260, Jr.
- 17 Sedrick King, 6-4, 250, So.

SAM LINEBACKER

- 15 Michael Rose-Ivey, 6-0, 230, Sr.
- 3 Marcus Newby, 6-1, 235, Jr.
- 12 Luke Gifford, 6-3, 230, So.

MIKE LINEBACKER

- 52 Josh Banderas, 6-3, 240, Sr.
- 49 Chris Weber, 6-3, 230, Jr.

WILL LINEBACKER

- 5 Dedrick Young, 6-1, 220, So.
- 7 Mohamed Barry, 6-1, 220, RFr.
- 56 Brad Simpson, 6-0, 230, Sr.

CORNERBACK

- 10 Joshua Kalu, 6-1, 190, Jr.
- 1 Lamar Jackson, 6-3, 195, Fr.
- 11 Boaz Joseph, 6-1, 190, Jr.

SAFETY

- 26 Kieron Williams, 6-1, 195, Jr.
- 24 Aaron Williams, 5-11, 185, So.
- 4 Avery Anderson, 6-0, 185, RFr.

SAFETY

- 25 Nathan Gerry, 6-2, 220, Sr.
- 16 Antonio Reed, 6-2, 220, So.
- 13 JoJo Domann, 6-1, 205, Fr.
- 36 Reid Karel, 6-3, 205, RFr.

CORNERBACK

- 8 Chris Jones, 6-0, 185, Jr.
- 6 Eric Lee Jr., 6-0, 190, RFr.

DEFENSIVE CAREER STARTS

Nathan Gerry, Sr., S	34
Josh Banderas, Sr., LB	24
Joshua Kalu, Jr., CB	21
Dedrick Young, So., LB	17
Chris Jones, Jr., CB	13
Michael Rose-Ivey, Sr., LB	12
Ross Dzuris, Sr., DE	10
Freedom Akinmoladun, So., DE	10
Marcus Newby, Jr., LB	8
Aaron Williams, So., S	7
Kevin Maurice, Sr., DT	7
Kieron Williams, Jr., S	6
Chris Weber, Jr., LB	4
Carlos Davis, RFr., DT	4
Mick Stoltenberg, Soph., DT	2

SPECIAL TEAMS

PLACE-KICKER

- 34 Drew Brown, 5-11, 195, Jr.
- 95 Spencer Lindsay, 5-9, 210, Sr.

PUNTER

- 35 Caleb Lightbourn, 6-3, 220, Fr.
- 98 Isaac Armstrong, 5-11, 195, RFr.

LONG SNAPPER

- 54 Jordan Ober, 6-1, 205, So.
- 92 Chase Urbach, 6-3, 200, RFr.

HOLDER

- 2 Zack Darlington, 6-2, 195, So.

KICKOFF RETURNER

- 18 Tre Bryant, 5-11, 200, Fr.
- 39 Jordan Nelson, 5-8, 180, Sr.

PUNT RETURNER

- 15 De'Mornay Pierson-El, 5-9, 185, Jr.
- 1 Jordan Westerkamp, 6-0, 200, Sr.

INJURED

- 67 Jerald Foster, 6-3, 310, So., OG
- 1 Jordan Westerkamp, 6-0, 200, Sr., WR
- 11 Cethan Carter, 6-4, 240, Sr., TE

SPECIAL TEAMS CAREER STARTS

Drew Brown, Jr., PK	32
Jordan Ober, So., LS	19
Caleb Lightbourn, Fr., P	5

HUSKER NUMERICAL ROSTER

NO.	NAME	POS.
1	Lamar Jackson	DB
1	Jordan Westerkamp	WR
2	Tony Butler	DB
2	Zack Darlington	WR
3	Lavan Alston Jr.	WR
3	Marcus Newby	LB
4	Avery Anderson	S
4	Tommy Armstrong Jr.	QB
5	Dedrick Young II	LB
6	Eric Lee Jr.	CB
7	Mohamed Barry	LB
8	Chris Jones	CB
8	Stanley Morgan Jr.	WR
9	DaiShon Neal	DE
9	Keyan Williams	WR
10	Joshua Kalu	CB
10	JD Spielman	WR
11	Cethan Carter	TE
11	Boaz Joseph	CB
12	Luke Gifford	LB
12	Patrick O'Brien	QB
13	JoJo Domann	DB
13	Tanner Lee	QB
14	Kyle Kasun	DB
15	De'Mornay Pierson-El	WR
15	Michael Rose-Ivey	LB
16	Antonio Reed	S
17	Ryker Fyfe	QB
17	Sedrick King	DE
18	Tre Bryant	IB
19	Marquel Dismuke	DB
21	Charles Jackson	DB
21	Mikale Wilbon	IB
22	Alex Davis	DE
22	Devine Ozigbo	IB
23	Dicaprio Bootle	DB
23	Austin Rose	IB
24	Sean Lambert	RB
24	Aaron Williams	S
25	Nathan Gerry	S
26	Thomas Connelly	LB
26	Brady Pelzer	WR
26	Jamie Sutcliffe	PK
26	Kieron Williams	S
27	Sam Foltz	P
28	Adam Taylor	IB
28	Eli Sullivan	DB
29	Nolan Graham	DB
29	Graham Nabity	FB
30	Quayshon Alexander	LB
30	Bo Kitrell	FB
31	Greg Simmons	LB
31	Conor Young	WR
32	Tanner Hass	RB
32	Pernell Jefferson	LB
33	Christian Bailey	WR
33	Tanner Zlab	DB
34	Drew Brown	PK
34	Terrell Newby	IB
35	Caleb Lightbourn	P/PK
35	Jeremiah Stovall	DB
36	Spencer Jordan	FB
36	Reid Karel	DB
37	Wyatt Mazour	IB
38	Harrison Jordan	FB
39	Donovan McDonald	WR
39	Jordan Nelson	IB
40	Ty Betka	WR
40	Grant Jordan	LB
41	Noah Johnson	IB
41	Luke McNitt	FB
42	Trey Foster	TE
43	Tyrin Ferguson	LB
43	Todd Honas	WR
44	Mitch McCann	FB
44	Mick Stoltenberg	DL

2016 NEBRASKA CORNHUSKER ALPHABETICAL ROSTER

NO.	NAME	POS.	HT.	WT.	YR.	HOMETOWN (HIGH SCHOOL/COLLEGE)
91	* Akinmoladun, Freedom	DE	6-4	255	So.	Grandview, Mo. (Grandview)
30	Alexander, Quayshon	LB	6-3	235	Fr.	Prospect Park, N.J. (De Paul Catholic)
3	Alston Jr., Lavan	WR	6-0	175	RFr.	Oxnard, Calif. (St. Bonaventure)
4	Anderson, Avery	S	6-0	185	RFr.	Surprise, Ariz. (Pine Creek, Colorado Springs, Colo.)
75	Anderson, Fyn	DL	6-3	260	RFr.	Lincoln, Neb. (Southeast)
98	Armstrong, Isaac	P	5-11	195	RFr.	Lincoln, Neb. (Kearney/Southwest)
4	*** Armstrong Jr., Tommy	QB	6-1	220	Sr.	Cibolo, Texas (Steele)
33	** Bailey, Christian	WR	6-0	205	Jr.	San Clemente, Calif. (San Clemente)
52	*** Banderas, Josh	LB	6-3	240	Sr.	Lincoln, Neb. (Southwest)
74	Barnett, Jalin	OL	6-4	310	RFr.	Lawton, Okla. (Lawton)
7	Barry, Mohamed	LB	6-1	220	RFr.	Grayson, Ga. (Grayson)
40	Betka, Ty	WR	5-7	165	Sr.	Superior, Neb. (Superior/Drake)
23	Bootle, Dicaprio	DB	5-10	180	Fr.	Miami, Fla. (Southridge)
53	Boryca, Alex	LB	6-2	220	So.	Cozad, Neb. (Cozad)
61	Brokop, Bryan	OL	6-5	275	Fr.	New Lenox, Ill. (Lincoln-Way West)
34	** Brown, Drew	PK	5-11	195	Jr.	Southlake, Texas (Southlake Carroll)
51	Brugmann, Jared	LB	6-2	235	RFr.	Gretna, Neb. (Gretna)
18	Bryant, Tre	IB	5-11	200	Fr.	St. Louis, Mo. (Christian Brothers College)
2	Butler, Tony	DB	6-2	195	Fr.	Lakewood, Ohio (St. Edward)
11	*** Carter, Cethan	TE	6-4	240	Sr.	New Orleans, La. (Archbishop Rummel)
45	Chaffin, Ty	WR	6-5	200	Fr.	Burwell, Neb. (Burwell)
80	Classen, Brett	WR	6-2	205	Jr.	Medina, Minn. (Wayzata/Winona State)
59	Cleveland, Brody	LB	6-2	225	RFr.	Ogallala, Neb. (Ogallala)
26	Connely, Thomas	LB	5-11	220	So.	Kearney, Neb. (Kearney Catholic)
62	Conrad, Cole	OL	6-5	305	So.	Fremont, Neb. (Archbishop Bergan)
84	*** Cotton, Sam	TE	6-5	250	Sr.	Lincoln, Neb. (Southeast)
2	Darlington, Zack	WR	6-2	195	So.	Apopka, Fla. (Apopka)
22	Davis, Alex	DE	6-5	255	RFr.	Riviera Beach, Fla. (Dwyer)
96	Davis, Carlos	DT	6-2	295	RFr.	Blue Springs, Mo. (Blue Springs)
94	Davis, Khalil	DT	6-2	290	RFr.	Blue Springs, Mo. (Blue Springs)
79	Decker, Michael	OL	6-4	285	RFr.	Omaha, Neb. (North)
19	Dismuke, Marquel	DB	6-2	180	Fr.	Compton, Calif. (Calabasas)
13	Domann, JoJo	DB	6-1	205	Fr.	Colorado Springs, Colo. (Pine Creek)
88	* Dzuris, Ross	DE	6-3	255	Sr.	Plattsmouth, Neb. (Plattsmouth)
83	Engelhaupt, David	TE	6-3	230	Fr.	Norfolk, Neb. (Norfolk Catholic)
48	Evans, Erik	DE	6-3	255	Jr.	Waverly, Neb. (Waverly)
63	Farmer, Tanner	OL	6-4	295	So.	Highland, Ill. (Highland)
71	Farniok, Matt	OL	6-6	300	Fr.	Sioux Falls, S.D. (Washington)
43	* Ferguson, Tyrin	LB	6-2	225	So.	New Orleans, La. (Edna Karr)
27	*** Foltz, Sam	P	6-2	205	Sr.	Greeley, Neb. (Grand Island)
67	* Foster, Jerald	OL	6-3	310	So.	Lincoln, Neb. (Southeast)
42	*** Foster, Trey	TE	6-2	250	Sr.	Lincoln, Neb. (Southeast)
17	* Fyfe, Ryker	QB	6-3	215	Sr.	Grand Island, Neb. (Grand Island)
68	* Gates, Nick	OL	6-5	290	So.	Las Vegas, Nev. (Bishop Gorman)
65	Gaylord, Christian	OL	6-6	300	RFr.	Baldwin City, Kan. (Baldwin City)
25	*** Gerry, Nathan	S	6-2	220	Sr.	Sioux Falls, S.D. (Washington)
12	* Gifford, Luke	LB	6-3	230	So.	Lincoln, Neb. (Southeast)
29	Graham, Nolan	DB	5-11	200	So.	Firth, Neb. (Norris)
73	* Hahn, Sam	OL	6-7	300	Sr.	DeWitt, Neb. (Tri-County/North Dakota State)
54	Hamik, Creighton	LB	6-3	210	Fr.	Kearney, Neb. (Kearney Catholic)
72	* Hannon, Zach	OL	6-5	315	Jr.	Kansas City, Mo. (Rockhurst)
32	Hass, Tanner	RB	6-0	195	Fr.	West Point, Neb. (Guardian Angels)
49	Hemphill, Austin	FB	6-0	220	RFr.	Gretna, Neb. (Gretna)
47	Hohenstein, Branden	TE	6-4	205	Fr.	Jackson, Neb. (Bishop Heelan)
43	Honas, Todd	WR	5-11	200	Fr.	Aurora, Neb. (Aurora)
88	Hoppes, Tyler	TE	6-4	240	Jr.	Lincoln, Neb. (Southwest/Wayne State)
21	** Jackson, Charles	DB	5-11	180	Sr.	Spring, Texas (Klein Collins)
1	Jackson, Lamar	DB	6-3	195	Fr.	Elk Grove, Calif. (Franklin)
47	Jarzynka, Matt	DE	6-4	255	So.	Loup City, Neb. (Loup City)
32	Jefferson, Pernell	LB	6-2	225	Fr.	New Orleans, La. (Warren Easton)
50	Johns, Garret	DL	6-0	285	Sr.	Aurora, Neb. (Aurora)
41	Johnson, Noah	IB	6-0	210	RFr.	Sutton, Neb. (Sutton)
76	Johnson Jr., Dwayne	OL	6-6	300	Jr.	Houston, Texas (Bellaire)
8	** Jones, Chris	CB	6-0	185	Jr.	Jacksonville, Fla. (Sandalwood)
40	Jordan, Grant	LB	6-2	205	Fr.	Omaha, Neb. (Westside)
38	** Jordan, Harrison	FB	5-10	230	Jr.	Omaha, Neb. (Westside)
36	Jordan, Spencer	FB	6-2	215	Fr.	Omaha, Neb. (Westside)
11	** Joseph, Boaz	CB	6-1	190	Jr.	Weston, Fla. (Cypress Bay)
10	** Kalu, Joshua	CB	6-1	190	Jr.	Houston, Texas (Alief Taylor)
36	Karel, Reid	DB	6-3	205	RFr.	Seward, Neb. (Seward)
14	Kasun, Kyle	DB	6-0	180	RFr.	Papillion, Neb. (Papillion-La Vista South)
89	Ketter, Connor	TE	6-5	245	Jr.	Norfolk, Neb. (Norfolk Catholic)
17	King, Sedrick	DE	6-4	250	So.	Plant City, Fla. (Plant City)
30	Kitrell, Bo	FB	6-1	225	So.	Ashland, Neb. (Ashland-Greenwood)
59	Kitten, Jake	OL	6-2	290	Fr.	Santee, Calif. (Santana)
77	** Knevel, David	OL	6-9	315	Jr.	Brantford, Ontario, Canada (Pauline S. Johnson Collegiate)
24	Lambert, Sean	RB	6-0	200	Fr.	Fremont, Neb. (Fremont)

6	Lee Jr., Eric	CB	6-0	190	RFr.	Milton, Mass. (Valor Christian, Colo.)
13	Lee, Tanner	QB	6-4	205	Jr.	Destrehan, La. (Jesuit/Tulane)
35	Lightbourn, Caleb	P/PK	6-3	220	Fr.	Washougal, Wash. (Camas)
95	* Lindsay, Spencer	PK	5-9	210	Sr.	Kearney, Neb. (Kearney)
58	Lopez, Joel	DL	6-2	280	Jr.	Saint Charles, Ill. (Burlington Central)
55	*** Maurice, Kevin	DT	6-3	300	Sr.	Orlando, Fla. (Freedom)
37	Mazour, Wyatt	IB	5-9	190	RFr.	Albion, Neb. (Boone Central)
44	McCann, Mitch	FB	6-0	240	Sr.	Omaha, Neb. (Burke)
39	McDonald, Donovan	WR	5-11	175	RFr.	Montclair, N.J. (Fork Union Military Academy/Montclair)
41	* McNitt, Luke	FB	6-2	240	Jr.	Kearney, Neb. (Kearney/Nebraska-Kearney)
98	Miller, Collin	DE	6-3	235	Fr.	Fishers, Ind. (Hamilton Southeastern)
82	*** Moore, Alonzo	WR	6-2	195	Sr.	Winnfield, La. (Winnfield Senior)
8	* Morgan Jr., Stanley	WR	6-1	200	So.	New Orleans, La. (St. Augustine)
29	** Nabity, Graham	FB	6-1	210	Sr.	Omaha, Neb. (Elkhorn)
45	Natter, A.J.	DE	6-5	260	Jr.	Milton, Wis. (Milton)
9	Neal, DaiShon	DE	6-7	270	RFr.	Houston, Texas (Omaha Central)
39	** Nelson, Jordan	IB	5-8	180	Sr.	Omaha, Neb. (Burke)
3	** Newby, Marcus	LB	6-1	235	Jr.	North Potomac, Md. (Quince Orchard)
34	*** Newby, Terrell	IB	5-10	200	Sr.	Los Angeles, Calif. (Chaminade)
99	Newell, Peyton	DT	6-3	290	So.	Hiawatha, Kan. (Hiawatha)
12	O'Brien, Patrick	QB	6-4	230	Fr.	San Juan Capistrano, Calif. (San Juan Hills)
54	* Ober, Jordan	LS	6-1	205	So.	Las Vegas, Nev. (Bishop Gorman)
76	Owen, Dylan	DL	6-5	240	So.	Westchester, N.Y. (Somers/Bridgton Academy)
22	* Ozigbo, Devine	IB	6-0	230	Sr.	Sachse, Texas (Sachse)
55	Painter, Robby	OL	6-5	300	So.	Centennial, Colo. (Grandview)
26	Pelzer, Brady	WR	5-11	185	So.	Bellevue, Neb. (Bellevue East)
15	** Pierson-El, De'Mornay	WR	5-9	185	Jr.	Alexandria, Va. (West Potomac)
81	Rahn, Gabe	WR	6-1	195	Jr.	Le Mars, Iowa (Le Mars)
50	Raridon, John	OL	6-4	275	Fr.	West Des Moines, Iowa (Valley)
97	Rath, Logan	DT	6-4	280	Sr.	Giltner, Neb. (Giltner/South Dakota State)
16	* Reed, Antonio	S	6-2	220	So.	Memphis, Tenn. (Southaven [Miss.])
87	*** Reilly, Brandon	WR	6-2	200	Sr.	Lincoln, Neb. (Southwest)
83	Reimers, Bryan	WR	6-5	210	So.	Lincoln, Neb. (East)
23	Rose, Austin	IB	6-1	225	So.	Lincoln, Neb. (North Star)
15	** Rose-Ivey, Michael	LB	6-0	230	Sr.	Kansas City, Mo. (Rockhurst)
31	Simmons, Greg	LB	6-2	240	Fr.	Fort Pierce, Fla. (Fort Pierce Central)
56	** Simpson, Brad	LB	6-0	230	Sr.	Omaha, Neb. (Ralston)
48	Smith, Ne'Land	WR	6-3	190	Fr.	Blue Springs, Mo. (Blue Springs)
85	Snyder, Matt	TE	6-5	255	RFr.	San Ramon, Calif. (California)
10	Spielman, JD	WR	5-9	180	Fr.	Eden Prairie, Minn. (Eden Prairie)
95	Stille, Ben	DE	6-5	240	Fr.	Ashland, Neb. (Ashland-Greenwood)
86	Stoll, Jack	TE	6-4	235	Fr.	Lone Tree, Colo. (Regis Jesuit)
44	* Stoltenberg, Mick	DL	6-5	290	So.	Gretna, Neb. (Gretna)
35	Stovall, Jeremiah	DB	5-11	175	RFr.	Omaha, Neb. (Creighton Prep)
28	Sullivan, Eli	DB	6-2	190	Fr.	Longmont, Colo. (Longmont)
26	Sutcliffe, Jamie	PK	6-2	190	Sr.	Thousand Oaks, Calif. (Thousand Oaks/Utah/Pierce College)
28	* Taylor, Adam	IB	6-2	210	Jr.	Katy, Texas (Katy)
92	Urbach, Chase	LS	6-3	200	RFr.	Grosse Pointe, Mich. (Grosse Pointe South)
66	** Utter, Dylan	OL	6-1	295	Sr.	Papillion, Neb. (Papillion-La Vista)
49	** Weber, Chris	LB	6-3	230	Jr.	Omaha, Neb. (Elkhorn)
57	Weinmaster, Jacob	LB	6-0	215	RFr.	Loveland, Colo. (Loveland)
1	*** Westerkamp, Jordan	WR	6-0	200	Sr.	Lombard, Ill. (Montini Catholic)
58	* Whitaker, Corey	OL	6-5	295	Sr.	Murrieta, Calif. (Vista Murrieta)
21	* Wilbon, Mikale	IB	5-9	195	So.	Chicago, Ill. (De La Salle Institute)
24	* Williams, Aaron	S	5-11	185	So.	Atlanta, Ga. (Carver)
9	Williams, Keyan	WR	5-10	195	So.	New Orleans, La. (Lusher/Fresno State)
26	** Williams, Kieron	S	6-1	195	Jr.	Shreveport, La. (C.E. Byrd/Air Force Prep)
56	Wilson, Boe	OL	6-3	295	Fr.	Lee's Summit, Mo. (Lee's Summit West)
31	Young, Conor	WR	6-2	170	RFr.	Cozad, Neb. (Cozad)
5	* Young II, Dedrick	LB	6-1	220	So.	Peoria, Ariz. (Centennial)
33	Zlab, Tanner	DB	5-10	195	Sr.	Wilber, Neb. (Wilber-Clatonia)

45	A.J. Natter.....	DE
45	Ty Chaffin.....	WR
47	Branden Hohenstein.....	TE
47	Matt Jarzynka.....	DE
48	Erik Evans.....	DE
48	Ne'Land Smith.....	WR
49	Austin Hemphill.....	FB
49	Chris Weber.....	LB
50	Garret Johns.....	DL
50	John Raridon.....	OL
51	Jared Brugmann.....	LB
52	Josh Banderas.....	LB
53	Alex Boryca.....	LB
54	Creighton Hamik.....	LB
54	Jordan Ober.....	LS
55	Kevin Maurice.....	DT
55	Robby Painter.....	OL
56	Brad Simpson.....	LB
56	Boe Wilson.....	OL
57	Jacob Weinmaster.....	LB
58	Joel Lopez.....	DL
58	Corey Whitaker.....	OL
59	Brody Cleveland.....	LB
59	Jake Kitten.....	OL
61	Bryan Brokop.....	OL
62	Cole Conrad.....	OL
63	Tanner Farmer.....	OL
65	Christian Gaylord.....	OL
66	Dylan Utter.....	OL
67	Jerald Foster.....	OL
68	Nick Gates.....	OL
71	Matt Farniok.....	OL
72	Zach Hannon.....	OL
73	Sam Hahn.....	OL
74	Jalin Barnett.....	OL
75	Fyn Anderson.....	DL
76	Dwayne Johnson Jr.....	OL
76	Dylan Owen.....	DL
77	David Knevel.....	OL
79	Michael Decker.....	OL
80	Brett Classen.....	WR
81	Gabe Rahn.....	WR
82	Alonzo Moore.....	WR
83	David Engelhaupt.....	TE
83	Bryan Reimers.....	WR
84	Sam Cotton.....	TE
85	Matt Snyder.....	TE
86	Jack Stoll.....	TE
87	Brandon Reilly.....	WR
88	Ross Dzuris.....	DE
88	Tyler Hoppes.....	TE
89	Connor Ketter.....	TE
91	Freedom Akinmoladun.....	DE
92	Chase Urbach.....	LS
94	Khalil Davis.....	DT
95	Spencer Lindsay.....	PK
95	Ben Stille.....	DE
96	Carlos Davis.....	DT
97	Logan Rath.....	DT
98	Isaac Armstrong.....	P
98	Collin Miller.....	DE
99	Peyton Newell.....	DT

PRONUNCIATION GUIDE

Freedom Akinmoladun ackin-MOLA-dune
 Quayshon Alexander..... QUAY-shon
 Lavan Alston Jr. luh-VAN
 Josh Banderas ban-DARE-us
 Alex Boryca burr-ITS-kuh
 Bryan Brokop..... BRO-kup
 Cethan Carter.....SEETH-un
 Ty Chaffin CHAY-fin
 Marquel Dismukemar-KELL dizz-MUKE-ee
 Ross Dzuris duh-ZUHR-iss
 Matt Farniok FAR-nee-ock
 Ryan Freudenburg..... fried-EN-burg
 Nathan Gerry..... GARY
 Sam Hahn HAWN
 Todd Honas.....HO-nuss
 Tyler Hoppes.....HOP-iss
 Matt Jarzynka Jar-ZINK-uh

Boaz Joseph BOSE
 Joshua Kalu Kuh-loo
 Reid Karel CARE-ull
 Kyle Kasun KAY-sun
 Bo Kitrell KIT-trull
 David KnevelNEV-ull
 Wyatt Mazour MUH-zoo-er
 Graham Nabity.....NAB-it-tee
 DaiShon Neal DAY-shawn
 Terrell Newby..... TAIR-ul
 Devine Ozigbo oh-ZIG-bo
 Gabe Rahn..... RAWN
 Bryan Reimers.....RHYME-ers
 Jacob Weinmaster..... WINE-master
 Mikale Wilbon.....MIK-kale
 Kieron Williams.....KYE-run
 Dedrick Young.....DEAD-rik

INDIVIDUAL NEBRASKA RECORD WATCH

**TOMMY
ARMSTRONG JR.**SENIOR
QUARTERBACK

NEBRASKA CAREER RECORDS

PASSING YARDS

Rk.	Player, Years	Yards
1.	Tommy Armstrong Jr., 2013-pres.	8,050
2.	Taylor Martinez, 2010-13	7,258
3.	Zac Taylor, 2005-06	5,850

COMPLETIONS

Rk.	Player, Years	Comp.
1.	Taylor Martinez, 2010-13	575
2.	Tommy Armstrong Jr., 2013-pres.	560
3.	Zac Taylor, 2005-06	470

TOUCHDOWN PASSES

Rk.	Player, Years	TDs
1.	Tommy Armstrong Jr., 2013-pres.	63
2.	Taylor Martinez, 2010-13	56
3.	Zac Taylor, 2005-06	45

RUSHING YARDS BY A QUARTERBACK

Rk.	Player, Years	Yards
1.	Eric Crouch, 1998-2001	3,434
2.	Taylor Martinez, 2010-13	2,975
3.	Jammal Lord, 2000-03	2,573
4.	Steve Taylor, 1985-88	2,125
5.	Tommie Frazier, 1992-95	1,955
6.	Tommy Armstrong Jr., 2013-pres.	1,636
7.	Scott Frost, 1996-97	1,533
8.	Turner Gill, 1980-83	1,317

TOTAL OFFENSE

Rk.	Player, Years	Yards
1.	Taylor Martinez, 2010-13	10,233
2.	Tommy Armstrong Jr., 2013-pres.	9,686
3.	Eric Crouch, 1998-2001	7,915

TOTAL TOUCHDOWNS

Rk.	Player, Years	TDs
1.	Eric Crouch, 1998-2001	90
2.	Taylor Martinez, 2010-13	87
3.	Tommy Armstrong Jr., 2013-pres.	84
4.	Tommie Frazier, 1992-95	79

250-YARD PASSING GAMES

Rk.	Player, Years	Games
1.	Tommy Armstrong Jr., 2013-pres.	13
2.	Joe Ganz, 2005-08	11
3.	Zac Taylor, 2005-06	8

300-YARD TOTAL OFFENSE GAMES

Rk.	Player, Years	Games
1.	Tommy Armstrong Jr., 2013-pres.	12
2.	Joe Ganz, 2005-08	9
	Taylor Martinez, 2010-13	9

QUARTERBACK STARTS

Rk.	Player, Years	Starts
1.	Taylor Martinez, 2010-13	43
2.	Tommy Armstrong Jr., 2013-pres.	39
3.	Eric Crouch, 1998-2001	38

**DREW
BROWN**JUNIOR
PLACE-KICKER

NEBRASKA CAREER RECORDS

FIELD GOALS

Rk.	Player, Years	FGs
1.	Alex Henery, 2007-10	68
2.	Kris Brown, 1995-98	57
3.	Josh Brown, 1999-2002	43
4.	Drew Brown, 2014-pres.	40
5.	Brett Maher, 2009-12	39

SCORING

Rk.	Player, Pos., Years	Points
1.	Alex Henery, PK, 2007-10	397
--		
8.	Johnny Rodgers, WR, 1970-72	264
9.	Calvin Jones, IB, 1991-93	252
10.	Drew Brown, PK, 2014-pres.	249

CONSECUTIVE FIELD GOALS MADE

Rk.	Player, Year(s)	FGs
1.	Alex Henery, 2009-10	18
2.	Kris Brown, 1997-98	17
3.	Drew Brown, PK, 2015-16	13

**NATHAN
GERRY**SENIOR
SAFETY

NEBRASKA CAREER RECORD

INTERCEPTIONS

Rk.	Player, Pos., Years	INTs
1.	Dana Stephenson, RCB, 1967-69	14
2.	Josh Bullocks, FS, 2002-04	13
3.	Bret Clark, S, 1982-84	12
4.	Fabian Washington, CB, 2002-04	11
	Ralph Brown, RCB, 1996-99	11
	Tyrone Byrd, FS, 1989-92	11
	Larry Wachholtz, S, 1964-66	11
	Tom Novak, LB, 1946-49	11
	Nathan Gerry, S, 2013-pres.	11
10.	Joe Blahak, LCB, 1970-72	10
	Bill Kosch, S, 1969-71	10

TACKLES

Rk.	Player, Pos., Years	Tackles
1.	Barrett Ruud, LB, 2001-04	432
2.	Jerry Murtaugh, MLB, 1968-70	342
3.	Mike Brown, S, 1996-99	287
--		
10.	Jim Wightman, LB, 1975-77	254
11.	Trev Alberts, OLB, 1990-93	248
12.	Will Compton, LB, 2009-12	247
13.	Mike Knox, LB, 1981-85	245
14.	Broderick Thomas, OLB, 1985-88	242
15.	Corey McKeon, LB, 2004-07	240
16.	Wayne Meylan, MG, 1965-67	238
17.	Nathan Gerry, S, 2013-pres.	236

TACKLES BY A DEFENSIVE BACK

Rk.	Player, Pos., Years	Tackles
1.	Mike Brown, S, 1996-99	287
2.	Nathan Gerry, S, 2013-pres.	236
3.	Daniel Bullocks, S, 2002-05	226

**JORDAN
WESTERKAMP**SENIOR
WIDE RECEIVER

NEBRASKA CAREER RECORDS

RECEPTIONS

Rk.	Player, Pos., Years	Receptions
1.	Kenny Bell, WR, 2011-14	181
2.	Nate Swift, WR, 2005-08	166
3.	Johnny Rodgers, WB, 1970-72	143
4.	Jordan Westerkamp, WR, 2013-pres.	142
5.	Terrence Nunn, WR, 2004-07	136
6.	Marlon Lucky, IB, 2005-08	135

RECEIVING YARDS

Rk.	Player, Years	Yards
1.	Kenny Bell, 2011-14	2,689
2.	Johnny Rodgers, 1970-72	2,479
3.	Nate Swift, 2005-08	2,476
4.	Jordan Westerkamp, 2013-pres.	2,176

TOUCHDOWN RECEPTIONS

Rk.	Player, Pos., Year	TDs
1.	Johnny Rodgers, WB, 1970-72	25
2.	Nate Swift, WR, 2005-08	22
3.	Kenny Bell, WR, 2011-14	21
4.	Jordan Westerkamp, WR, 2013-pres.	17
5.	Maurice Purify, WR, 2006-07	16
6.	Jon Bostick, SE, 1989-91	15
	Quincy Enunwa, WR, 2010-13	15
8.	Todd Millikan, TE, 1985-88	14
	Bobby Thomas, SE, 1974-76	14

100-YARD RECEIVING GAMES

Rk.	Player, Pos., Years	Games
1.	Johnny Rodgers, WB, 1970-72	10
2.	Nate Swift, WR, 2005-08	8
	Jordan Westerkamp, WR, 2013-pres.	8*

*Most by a Husker prior to his senior season

CONSECUTIVE GAMES WITH CATCH

Rk.	Player, Pos., Years	Games
1.	Johnny Rodgers, WB, 1970-72	37
2.	Terrence Nunn, WR, 2004-07	32
3.	Jordan Westerkamp, WR, 2013-pres.	31*
4.	Kenny Bell, WR, 2012-14	28

*active streak

TRACKING TOMMY

Tommy Armstrong Jr. owns four Nebraska career records - including two marks he's set this season - and he has his sights set on three more records.

NEBRASKA CAREER RECORDS

- PASSING YARDS (8,050)
- TOUCHDOWN PASSES (63)
- 250-YARD PASSING GAMES (13)
- 300-YARD TOTAL OFFENSE GAMES (12)

6 TOTAL TOUCHDOWNS

ERIC CROUCH	90
TOMMY ARMSTRONG JR. (3RD)	84

15 COMPLETIONS

TAYLOR MARTINEZ	575
TOMMY ARMSTRONG JR.	560

547 TOTAL OFFENSE

TAYLOR MARTINEZ	10,233
TOMMY ARMSTRONG JR.	9,686

Nationally, Armstrong ranks among the active FBS leaders in several categories, in addition to being the only active FBS player with 8,000 career passing yards and 1,500 career rushing yards.

FBS ACTIVE PLAYER RANKS

TOTAL TOUCHDOWNS (84)	7TH
TOTAL OFFENSE (9,686)	6TH
TOUCHDOWN PASSES (63)	8TH
PASSING YARDS (8,050)	9TH





#1 LAMAR JACKSON • Fr. • DB

ELK GROVE, CALIF.
FRANKLIN HS


CAREER STATS

Year	G/S	Tackles					Fum.				QB Hry.
		UT	AT	TT	TFL	Sacks	C-R	BK	PBU	INT	
2016	6/0	6	1	7	2-14	1.0-11	0-0	0	0	0	0
Totals	6/0	6	1	7	2-14	1.0-11	0-0	0	0	0	0

2016 SEASON NOTES

2016 SINGLE-GAME HIGHS

- » Tackles - 5 vs. Fresno State
- » Tackles for Loss - 2 vs. Fresno State
- » Tackles for Loss - 1.0 vs. Fresno State
- » Pass Breakups - 0
- » Interceptions - 0



#1 JORDAN WESTERKAMP • Sr. • WR

LOMBARD, ILL.
MONTINI CATHOLIC HS

CAREER RECEIVING STATS

Year	G/S	No.	Yds.	Y/R	Y/G	Long	TDs
2012							
2013	13/1	20	283	14.1	23.6	49 vs. Northwestern	1
2014	13/9	44	747	17.0	57.5	70 at Fresno State	5
2015	13/4	65	918	14.1	70.6	38 vs. Michigan St.	7
2016	5/0	13	228	17.5	45.6	55 vs. Wyoming	4
Totals	44/14	142	2,176	15.3	49.4	70 at Fresno State	17

CAREER HONORS

- » 2015, 2016 Team Captain
- » First-Team All-Big Ten (Phil Steele, 2015)
- » Second-Team All-Big Ten (Coaches, Media, AP, 2015)
- » Academic All-Big Ten (2013, 2014)
- » Big Ten All-Freshman Team (BTN, 2013)
- » Big Ten Freshman of the Week (vs. Northwestern, 2013)
- » Four-Time Nebraska Scholar-Athlete Honor Roll
- » ESPN College Football Play of the Year (Reception vs. Florida Atlantic, 2014)
- » Sports Science Newton Award for Outstanding Reaction (2015)
- » Brook Berringer Citizenship Team (2015, 2016)
- » Tom Osborne Citizenship Team (2015, 2016)

CAREER SINGLE-GAME HIGHS

- » Receptions - 11 vs. Southern Miss (2015)
- » Receiving Yards - 158 at Michigan State (2014)
- » Touchdowns - 2 vs. Wyoming, vs. Oregon (2016)

2016 SINGLE-GAME HIGHS

- » Receptions - 4 vs. Wyoming
- » Receiving Yards - 105 vs. Wyoming
- » Touchdowns - 2 vs. Wyoming, vs. Oregon

2016 SEASON NOTES

- » Fourth player in NU history with 2,000 career receiving yards, joined Kenny Bell (2,689), Johnny Rodgers (2,479), and Nate Swift (2,476) in the 2,000-yard club.
- » Has caught at least one pass in 31 straight games, the third-longest streak in NU history.
- » His 142 career receptions rank fourth on the Nebraska career receptions list.
- » Topped the century mark in receiving yards for the eighth time in his career with 105 yards against Wyoming.
- » Had touchdown receptions of 22 and three yards in the first half against Oregon giving him 17 career touchdown receptions. The 17 TD receptions are fourth in school history.
- » Had a 10-yard touchdown run in the third quarter at Northwestern, marking his first career rushing touchdown. Had two career carries for 16 yards prior to the touchdown run.

2016 GAME-BY-GAME

Opponent	Rec.	Yds	TD	Lg
Fresno State	1	6	0	6
Wyoming	4	105	2	55
Oregon	3	39	2	22
at Northwestern	1	13	0	13
Illinois	4	65	0	28
at Indiana				-- Did Not Play Due to Injury --
Purdue				
at Wisconsin				
at Ohio State				
Minnesota				
Maryland				
at Iowa				
Totals	13	228	4	55



#3 MARCUS NEWBY • Jr. • LB

NORTH POTOMAC, MD.
QUINCE ORCHARD HS

CAREER STATS

Year	G/S	Tackles					Fum.				QB Hry.
		UT	AT	TT	TFL	Sacks	C-R	BK	PBU	INT	
2013											
2014	9/0	1	2	3	1-9	1.0-9	0-0	0	0	0	2
2015	10/6	17	17	34	5-13	1.0-8	0-0	0	0	0	2
2016	6/2	4	7	11	1-8	1.0-8	0-0	0	0	0	1
Totals	25/8	22	26	48	7-30	3.0-25	0-0	0	0	0	5

CAREER HONORS

- » Nebraska Scholar-Athlete Honor Roll (Spring, 2015)
- » NU Record for Most PBU by a Linebacker (4 vs. Wisconsin, 2015)
- » Brook Berringer Citizenship Team (2015)
- » Tom Osborne Citizenship Team (2015)

2016 SEASON NOTES

»

2016 GAME-BY-GAME

Opponent	Tackles		Sacks		FF-FR-Yds	Int-Yds	PBU	QBH
	UT-AT-TT	TFL-Yds	No-Yds	No-Yds				
Fresno State	1-2-3	0-0	0.0-0	0.0-0	0-0-0	0-0	0	1
Wyoming	1-3-4	0-0	0.0-0	0.0-0	0-0-0	0-0	0	0
Oregon	1-2-3	0-0	0.0-0	0.0-0	0-0-0	0-0	0	0
at Northwestern	0-0-0	0-0	0.0-0	0.0-0	0-0-0	0-0	0	0
Illinois	0-0-0	0-0	0.0-0	0.0-0	0-0-0	0-0	0	0
at Indiana	1-0-1	1-8	1.0-8	0.0-0	0-0-0	0-0	0	0
Purdue								
at Wisconsin								
at Ohio State								
Minnesota								
Maryland								
at Iowa								
Totals	4-7-11	1-8	1.0-8	0.0-0	0-0	0-0	0	1

CAREER SINGLE-GAME HIGHS

- » Tackles - 8 vs. Michigan State (2015)
- » Tackles for Loss - 1, seven times
- » Sacks - 1.0 at Fresno State (2014), at Rutgers (2015), at Indiana (2016)

2016 SINGLE-GAME HIGHS

- » Tackles - 4 vs. Wyoming
- » Tackles for Loss - 1 at Indiana
- » Sacks - 1.0 at Indiana



#4 TOMMY ARMSTRONG JR. • Sr. • QB

CIBOLO, TEXAS
STEELE HS

CAREER STATS

Passing

Year	G/GS	Comp-Att-Int	Pct.	Yds.	Y/G	LP	TD	Eff.R.
2012								
Redshirt								
2013	9/8	68-131-8	51.9	966	107.3	99	9	124.31
2014	13/13	184-345-12	53.3	2,695	207.3	73	22	133.04
2015	12/12	222-402-16	55.2	3,030	252.5	55	22	128.64
2016	6/6	86-155-4	55.5	1,359	226.5	72	10	145.26
Totals	40/39	560-1,033-40	54.2	8,050	201.3	99	63	132.05

Rushing

Year	G/S	Att.	Gain	Loss	Net	Y/A	Y/G	Long	TDs
2012									
Redshirt									
2013	9/8	67	277	75	202	3.0	22.4	24 vs. Georgia	2
2014	13/13	145	842	137	705	4.9	54.2	42 vs. McNeese St.	6
2015	12/12	98	563	163	400	4.1	37.6	32 at Illinois	7
2016	6/6	71	393	64	329	4.6	54.8	37 at Northwestern	5
Totals	40/39	381	2,075	438	1,636	4.3	40.9	42 vs. McNeese St.	20

CAREER HONORS

- » 2015 Team Captain
- » Big Ten Player of the Week (vs. Michigan St, 2015; vs. Southern Miss, 2015; at Northwestern, 2016)
- » Rose Bowl Big Ten Player of the Week (Fresno State, 2016)
- » Foster Farms Bowl Offensive MVP (2015 vs. UCLA)
- » Honorable-Mention Big Ten All-Freshman Team (BTN, 2013)
- » Big Ten Freshman of the Week (vs. Michigan, 2013)
- » Nebraska Scholar-Athlete Honor Roll (Fall, 2012)
- » Brook Berringer Citizenship Team (2016)
- » Tom Osborne Citizenship Team (2016)

NEBRASKA RECORDS

- » Career 250-Yard Passing Games (13)
- » Career 300-Yard Passing Games (11)
- » Season 250-Yard Passing Games (tied record, 8 in 2015)
- » Season 300-Yard Passing Games (tied record, 6 in 2015)
- » Junior Class Passing Yards (3,030 in 2015)
- » Sophomore Class Passing Yards (2,695 in 2014)
- » Sophomore Class Passing TDs (22 in 2014)
- » Sophomore Class Total Offense (3,400 in 2014)
- » Bowl Game Passing Yards (381 vs. USC in 2014 Holiday Bowl)
- » Bowl Game Passing Completions (32 vs. USC in 2014 Holiday Bowl)
- » Bowl Game Passing Attempts (51 vs. USC in 2014 Holiday Bowl)
- » Bowl Game Passing TDs (3 vs. USC in 2014 Holiday Bowl)
- » Bowl Game Total Offense (422 vs. USC in 2014 Holiday Bowl)
- » Longest Pass in NU History and NCAA Bowl History (99 yards vs. Georgia, 2014 Gator Bowl)

2016 GAME-BY-GAME

Opponent	Passing					Rushing			
	Comp-Att-Int	Yds	TD	Lg	No.	Yds	TD	Lg	
Fresno State	5-10-0	108	1	57	11	42	2	9	
Wyoming	20-34-1	377	3	63	12	12	1	11	
Oregon	17-33-0	200	3	22	16	95	1	34	
at Northwestern	18-29-0	246	1	59	13	132	0	37	
Illinois	16-23-1	220	1	37	8	12	1	13	
at Indiana	10-26-2	208	1	72	11	36	0	12	
Purdue									
at Wisconsin									
at Ohio State									
Minnesota									
Maryland									
at Iowa									
Totals	86-155-4	1,359	9	72	71	329	5	37	

CAREER SINGLE-GAME HIGHS

Passing

- » Attempts – 51 vs. USC (2014 Holiday Bowl)
- » Completions – 32 vs. USC (2014 Holiday Bowl)
- » Yards – 381 vs. USC (2014 Holiday Bowl)
- » Touchdowns – 4 at Iowa (2014), at Miami (2015)

Rushing

- » Rushes – 20 at Wisconsin (2014)
- » Yards – 132 at Northwestern (2016)
- » Touchdowns – 2 vs. Michigan State (2015), vs. Fresno State (2016)
- » Long Rush – 42 yards vs. McNeese State (2014)
- » Total Offense – 431 vs. Southern Miss (2015)

2016 SINGLE-GAME HIGHS

Passing

- » Attempts – 34 vs. Wyoming
- » Completions – 20 vs. Wyoming
- » Yards – 377 vs. Wyoming
- » Touchdowns – 3 vs. Wyoming, vs. Oregon

Rushing

- » Rushes – 16 vs. Oregon
- » Yards – 132 at Northwestern
- » Touchdowns – 2 vs. Fresno State
- » Long Rush – 37 at Northwestern
- » Total Offense – 389 vs. Wyoming

2016 SEASON NOTES

- » Against Fresno State, became the second player in school history to surpass 8,000 career total offense yards, joining Taylor Martinez. Has 9,686 yards of total offense in his career, second at Nebraska behind Martinez's 10,233 career total offensive yards.
- » Threw for 200 yards against Oregon, increased his career passing total to 7,376 yards, setting a Nebraska record for career passing yards. The previous record was 7,258 yards by Taylor Martinez. Enters Saturday with 8,050 career passing yards. He is the 20th player in Big Ten history to pass for 8,000 yards.
- » Rushed for a career-high 132 yards at Northwestern, bettering his 131 rushing yards vs. McNeese State in 2014. Marked his second career 100-yard rushing game.
- » Enters Saturday with 1,636 career rushing yards. He is the seventh Nebraska quarterback with 1,500 career rushing yards.
- » Has 560 career completions, second only to Martinez who had 575.
- » Had one touchdown pass at Indiana, increasing his career TD pass total to 63, building on his NU school record.



#5 DEDRICK YOUNG • So. • LB

PEORIA, ARIZ.
CENTENNIAL HS

CAREER STATS

Year	G/S	Tackles					Fum.			QB Hry.	
		UT	AT	TT	TFL	Sacks	C-R	BK	PBU		INT
2015	12/11	25	36	61	5-8	0.0-0	0-0	0	3	0	2
2016	6/6	20	11	31	3-4	1.0-3	1-0	0	2	0	2
Totals	18/17	45	47	92	8-12	1.0-3	1-0	0	5	0	4

CAREER HONORS

- » Big Ten All-Freshman Team (BTN.com, ESPN.com)
- » Nebraska Newcomer of the Year Award (2015)
- » NU Record for Most Tackles by a True Freshman (61, 2015)
- » Nebraska Scholar-Athlete Honor Roll (Spring, 2015)
- » Brook Berringer Citizenship Team (2016)
- » Tom Osborne Citizenship Team (2016)

2016 SEASON NOTES

- » Recorded his first career sack at Indiana, a three-yard loss in the second quarter.

CAREER SINGLE-GAME HIGHS

- » Tackles - 11 at Illinois
- » Tackles for Loss – 2 at Illinois (2015), at Rutgers (2015), at Indiana (2016)
- » Sacks – 1.0 at Indiana (2016)

2016 SINGLE-GAME HIGHS

- » Tackles - 7 at Northwestern
- » Tackles for Loss – 2 at Indiana
- » Sacks – 1.0 at Indiana

2016 GAME-BY-GAME

Opponent	Tackles		Sacks		FF-FR-Yds	Int-Yds	PBU	QBH
	UT-AT-TT	TFL-Yds	No-Yds					
Fresno State	5-1-6	0-0	0.0-0	0.0-0	0-0-0	0-0	0	1
Wyoming	2-2-4	0-0	0.0-0	1.0-0	0-0-0	0-0	0	1
Oregon	2-2-4	0-0	0.0-0	0.0-0	0-0-0	0-0	0	0
at Northwestern	6-1-7	1-1	0.0-0	0.0-0	0-0-0	0-0	1	0
Illinois	2-4-6	0-0	0.0-0	0.0-0	0-0-0	0-0	1	0
at Indiana	3-1-4	2-3	1.0-3	0.0-0	0-0-0	0-0	0	0
Purdue								
at Wisconsin								
at Ohio State								
Minnesota								
Maryland								
at Iowa								
Totals	20-11-31	3-4	1.0-3	1.0-0	0-0	0-0	2	2



#8 CHRIS JONES • Jr. • DB

JACKSONVILLE, FLA.
SANDALWOOD HS

CAREER STATS

Year	G/S	Tackles					Fum.			QB	
		UT	AT	TT	TFL	Sacks	C-R	BK	PBU	INT	Hry.
2014	12/0	5	2	7	0	0.0-0	0-1	0	0	0	0
2015	13/7	21	4	25	2-7	1.0-5	0-0	0	5	2	0
2016	6/6	14	1	15	2-3	1.0-2	0-0	1	6	3	0
Totals	31/13	40	7	47	4-10	2.0-7	0-1	1	11	5	0

CAREER HONORS

- » Academic All-Big Ten (2015)
- » Nebraska Scholar-Athlete Honor Roll (Fall 2015; Spring 2015)

2016 SEASON NOTES

- » Interception in each of the first two games of 2016.
- » Career-high six tackles against Oregon, previous high was three.
- » Career-high two TFLs, career-high two break ups and second career sack at Northwestern.
- » Had a 33-yard interception return for a touchdown in the first quarter at Indiana. Also matched a career high with a pair of pass break ups.

CAREER SINGLE-GAME HIGHS

- » Tackles - 6 vs. Oregon (2016)
- » Interceptions - 1, five times
- » Pass Breakups - 2 at Northwestern (2016), at Indiana (2016)
- » Tackles for Loss - 2 at Northwestern (2016)
- » Sacks - 1.0-5 vs. Southern Miss (2015); 1.0-2 at Northwestern (2016)

2016 SINGLE-GAME HIGHS

- » Tackles - 6 vs. Oregon
- » Interceptions - 1 vs. Fresno State, vs. Wyoming, at Indiana
- » Pass Breakups - 2 at Northwestern, at Indiana
- » Tackles for Loss - 2 at Northwestern
- » Sacks: 1.0-2 at Northwestern

2016 GAME-BY-GAME

Opponent	Tackles		Sacks		FF-FR-Yds	Int-Yds	PBU	QBH
	UT-AT-TT	TFL-Yds	No-Yds	FF-FR-Yds				
Fresno State	1-0-1	0-0	0.0-0	0.0-0	0-0-0	1-0	1	0
Wyoming	1-0-1	0-0	0.0-0	0.0-0	0-0-0	1-27	0	0
Oregon	5-1-6	0-0	0.0-0	0.0-0	0-0-0	0-0	1	0
at Northwestern	3-0-3	2-3	1.0-2	0.0-0	0-0-0	0-0	2	0
Illinois	2-0-2	0-0	0.0-0	0.0-0	0-0-0	0-0	0	0
at Indiana	2-0-2	0-0	0.0-0	0.0-0	0-0-0	1-33	2	0
Purdue								
at Wisconsin								
at Ohio State								
Minnesota								
Maryland								
at Iowa								
Totals	14-1-15	2-3	1.0-2	0.0-0	3-60	3-60	6	0



#8 STANLEY MORGAN JR. • So. • WR

NEW ORLEANS, LA.
ST. AUGUSTINE HS

CAREER STATS

Year	G/S	No.	Yds.	Y/R	Y/G	Long	TDs
2016	6/4	16	228	14.3	38.0	72 at Indiana	1
Totals	19/7	41	532	13.0	28.0	72 at Indiana	4

CAREER HONORS

- » BTN.com All-Freshman Team (2015)
- » Nebraska Newcomer of the Year (2015)

2016 GAME-BY-GAME

Opponent	Rec.	Yds	TD	Lg
Fresno State	1	11	0	11
Wyoming	2	17	0	9
Oregon	3	35	0	20
at Northwestern	4	33	0	10
Illinois	3	39	0	18
at Indiana	3	93	1	72
Purdue				
at Wisconsin				
at Ohio State				
Minnesota				
Maryland				
at Iowa				
Totals	16	228	1	72

CAREER SINGLE-GAME HIGHS

- » Receptions - 4 at Miami (2015), at Northwestern (2016)
- » Receiving Yards - 93 at Indiana (2016)
- » Touchdowns - 1, four times

2016 SINGLE-GAME HIGHS

- » Receptions - 4 at Northwestern
- » Receiving Yards - 93 at Indiana
- » Touchdowns - 1 at Indiana

2016 SEASON NOTES

- » Matched a career high with four receptions at Northwestern.
- » Had a career-long 72-yard touchdown reception at Indiana. It marked Nebraska's longest play this season. He finished the day with three catches for a career-high 93 yards.



#10 JOSHUA KALU • Jr. • CB

HOUSTON, TEXAS
ALIEF TAYLOR HS

CAREER STATS

Year	G/S	Tackles					Fum.			QB	
		UT	AT	TT	TFL	Sacks	C-R	BK	PBU	INT	Hry.
2014	13/2	20	7	27	1-1	0.0-0	2-1	0	3	1	1
2015	13/13	51	24	75	5-27	1.0-8	0-0	1	7	3	1
2016	6/6	23	6	29	1-6	1.0-6	0-0	0	4	1	2
Totals	32/21	94	37	131	7-34	2.0-14	2-1	1	14	5	4

CAREER HONORS

- » Lott IMPACT Trophy Watch List (2016)
- » Honorable-Mention All-Big Ten (Coaches, 2015)
- » Academic All-Big Ten (2015)
- » Nebraska Scholar-Athlete Honor Roll (Spring, 2015)
- » Brook Berringer Citizenship Team (2015, 2016)
- » Tom Osborne Citizenship Team (2015, 2016)

2016 SEASON NOTES

- » Had a six-yard sack against Fresno State, marking his second career sack.
- » Recorded first interception of 2016 at Northwestern, the fifth of his career.

CAREER SINGLE-GAME HIGHS

- » Tackles - 9 vs. BYU (2015), vs. Wisconsin (2015)
- » Tackles for Loss - 2 vs. BYU (2015)
- » Pass Breakups - 4 vs. Wisconsin (2015)
- » Interceptions - 1, five times
- » Long Interception Return - 41 yds. (TD) at Minnesota (2015)

2016 SINGLE-GAME HIGHS

- » Tackles - 7 vs. Fresno State, at Northwestern, at Indiana
- » Tackles for Loss - 1 vs. Fresno State
- » Pass Breakups - 1 vs. Fresno State, vs. Wyoming, vs. Illinois, at Indiana
- » Interceptions - 1 at Northwestern

2016 GAME-BY-GAME

Opponent	Tackles		Sacks		FF-FR-Yds	Int-Yds	PBU	QBH
	UT-AT-TT	TFL-Yds	No-Yds	FF-FR-Yds				
Fresno State	6-1-7	1-6	1.0-6	0.0-0	0-0-0	0-0	1	2
Wyoming	1-2-3	0-0	0.0-0	0.0-0	0-0-0	0-0	1	0
Oregon	1-0-1	0-0	0.0-0	0.0-0	0-0-0	0-0	0	0
at Northwestern	5-2-7	0-0	0.0-0	0.0-0	1-0	0-0	0	0
Illinois	3-1-4	0-0	0.0-0	0.0-0	0-0-0	0-0	1	0
at Indiana	7-0-7	0-0	0.0-0	0.0-0	0-0-0	0-0	1	0
Purdue								
at Wisconsin								
at Ohio State								
Minnesota								
Maryland								
at Iowa								
Totals	23-6-29	1-6	1.0-6	0.0-0	1-0	1-0	4	2



#11 CETHAN CARTER • Sr. • TE

NEW ORLEANS, LA.
ARCHBISHOP RUMMEL HS

CAREER STATS

Year	G/S	No.	Yds.	Y/R	Y/G	Long	TDs
2013	13/6	10	127	12.7	9.8	26 vs. S. Dakota St.	0
2014	9/8	6	98	16.3	10.9	34 at Iowa	1
2015	11/11	24	329	13.7	29.9	55 at Illinois	2
2016	5/5	10	101	10.1	20.2	27 at Northwestern	1
Totals	38/30	50	655	13.1	17.2	55 at Illinois	4

CAREER HONORS

- » Honorable-Mention All-Big Ten (Media, 2015)
- » Nebraska Most Improved Player (2015)
- » True Freshman All-American (247Sports, 2013)
- » Honorable-Mention Big Ten All-Freshman Team (BTN, 2013)

2016 GAME-BY-GAME

Opponent	Rec.	Yds	TD	Lg
Fresno State	0	0	0	0
Wyoming	2	20	0	11
Oregon	5	48	0	21
at Northwestern	2	31	1	27
Illinois	1	2	0	2
at Indiana	-- Did Not Play Due to Injury --			
Purdue				
at Wisconsin				
at Ohio State				
Minnesota				
Maryland				
at Iowa				
Totals	10	101	1	27

CAREER SINGLE-GAME HIGHS


- » Receptions - 5 vs. Oregon
- » Receiving Yards - 75 vs. Iowa (2015)
- » Touchdowns - 1, five times

2016 SINGLE-GAME HIGHS

- » Receptions - 5 vs. Oregon
- » Receiving Yards - 48 vs. Oregon
- » Touchdowns - 1 at Northwestern

2016 SEASON NOTES

- » Caught five passes for 48 yards against Oregon, setting a career high for receptions.
- » Caught his first touchdown of the 2016 season and the fourth of his career at Northwestern. Also added a 16-yard rush against the Wildcats.
- » Caught his 50th career pass against Illinois, becoming the eight tight end in school history to reach 50 career receptions.



#15 DE'MORNAY PIERSON-EL • Jr. • WR/PR

ALEXANDRIA, VA.
WEST POTOMAC HS

CAREER STATS

Receiving

Year	G/S	No.	Yds.	Y/R	Y/G	Long	TDs
2014	13/6	23	321	14.0	24.7	46 at Northwestern	4
2015	5/1	12	111	9.3	22.2	19 vs. Wisconsin	1
2016	6/3	6	61	10.2	10.2	11 vs. Oregon	0
Totals	24/10	41	493	12.0	20.5	46 at Northwestern	5

Punt Returns

Year	G/S	No.	Yds.	Y/R	Y/G	Long	TDs
2014	13/6	34	596	17.5	45.8	86 at Fresno State	3
2015	5/1	4	48	12.0	9.6	42 at Minnesota	0
2016	6/3	10	109	10.9	18.2	45 vs. Oregon	0
Totals	24/10	48	753	15.7	31.4	86 at Fresno State	3

CAREER HONORS

- » Second-Team All-American (USA Today, SI, FWAA, 2014)
- » Third-Team All-American (Athlon, 2014)
- » Freshman All-American (Scout, 247Sports, USA Today, 2014)
- » 2014 Jet Award Punt Returner of the Year
- » 2x Big Ten Special Teams Player of the Week (Fresno State, Iowa, 2014)
- » NU Freshman Record - Long Punt Return, Punt Return Yards & TDs
- » NU Bowl Record for Receptions (8 vs. USC, 2014 Holiday Bowl)
- » Nebraska Special Teams MVP (2015)
- » Nebraska Scholar-Athlete Honor Roll (Fall, 2014)
- » Nebraska Student-Athlete HERO Leadership Award (2015)
- » Brook Berringer Citizenship Team (2015, 2016)
- » Tom Osborne Citizenship Team (2015, 2016)

2016 GAME-BY-GAME

Opponent	----- Receiving -----				----- Punt Returns -----			
	No.	Yds	TD	Lg	No.	Yds	TD	Lg
Fresno State	0	0	0	0	0	0	0	0
Wyoming	1	9	0	9	0	0	0	0
Oregon	1	11	0	11	3	42	0	45
at Northwestern	3	31	0	12	0	0	0	0
Illinois	1	10	0	10	3	42	0	27
at Indiana	0	0	0	0	4	25	0	15
Purdue								
at Wisconsin								
at Ohio State								
Minnesota								
Maryland								
at Iowa								
Totals	6	61	0	12	10	109	0	45

CAREER SINGLE-GAME HIGHS

- » Receptions - 8 vs. USC (2014 Holiday Bowl)
- » Receiving Yards - 102 vs. USC (2014 Holiday Bowl)
- » Receiving TDs - 1, five times

2016 SINGLE-GAME HIGHS

- » Receptions - 3 at Northwestern
- » Receiving Yards - 31 at Northwestern
- » Receiving TDs - 0
- » Punt Return Yards - 42 vs. Oregon, vs. Illinois
- » Punt Return TDs - 0
- » All-Purpose Yards - 56 vs. Illinois

- » Punt Return Yards - 150 at Fresno State
- » Punt Return TDs - 1, three times

- » All-Purpose Yards - 150, twice

2016 SEASON NOTES

- » Had a 45-yard punt return in the second quarter against Oregon to set up a Nebraska touchdown. His 45-yard return was the 10th return of his career of at least 25 yards. Added his 11th with a 27-yard return against Illinois. Had eight returns of 25 yards or more in 2014, one in 2015 and two this season.



#15 MICHAEL ROSE-IVEY • Sr. • LB

KANSAS CITY, MO.
ROCKHURST HS

CAREER STATS

Year	G/S	Tackles				Sacks	Fum.			INT	QB Hry.
		UT	AT	TT	TFL		C-R	BK	PBU		
2012		Redshirt									
2013	12/7	39	27	66	6-8	0.0-0	0-0	0	1	0	2
2014		Injured--Did Not Play									
2015	7/3	11	16	27	3-3	0.0-0	0-0	0	1	0	1
2016	6/2	8	16	24	5-8	0.5-4	0-0	0	0	0	0
Totals	25/12	58	59	117	14-19	0.5-4	0-0	0	2	0	3

CAREER HONORS

- » Big Ten All-Freshman Team (BTN, 2013)
- » Nebraska Freshman Tackle Record (66, 2013)
- » Academic All-Big Ten (2013)
- » Nebraska Scholar-Athlete Honor Roll (Fall, 2012)
- » Nebraska Student-Athlete HERO Leadership Award (2013)
- » Brook Berringer Citizenship Team (2013)

2016 SEASON NOTES

- » Shared first career sack against Wyoming.

2016 GAME-BY-GAME


Opponent	--Tackles--		-Sacks-		FF-FR-Yds	Int-Yds	PBU	QBH
	UT-AT-TT	TFL-Yds	No-Yds	No-Yds				
Fresno State	0-1-1	0-0	0.0-0	0.0-0	0-0-0	0-0	0	0
Wyoming	2-3-5	1-4	0.5-4	0.0-0	0-0-0	0-0	0	0
Oregon	4-2-6	1-3	0.0-0	0.0-0	0-0-0	0-0	0	0
at Northwestern	0-2-2	1-0	0.0-0	0.0-0	0-0-0	0-0	0	0
Illinois	1-5-6	1-1	0.0-0	0.0-0	0-0-0	0-0	0	0
at Indiana	1-3-4	1-0	0.0-0	0.0-0	0-0-0	0-0	0	0
Purdue								
at Wisconsin								
at Ohio State								
Minnesota								
Maryland								
at Iowa								
Totals	8-16-24	5-8	0.5-4	0.0-0	0-0	0-0	0	0

CAREER SINGLE-GAME HIGHS

- » Tackles – 17 vs. Iowa (2013)
- » Solo Tackles - 8 vs. Iowa (2013)
- » Tackles for Loss – 4 vs. Iowa (2013)
- » Sacks - 0.5 vs. Wyoming (2016)

2016 SINGLE-GAME HIGHS

- » Tackles – 6 vs. Oregon, vs. Illinois
- » Tackles for Loss – 1 vs. Wyoming, vs. Oregon, at Northwestern, vs. Illinois
- » Sacks – 0.5 vs. Wyoming



#16 ANTONIO REED • So. • S

MEMPHIS, TENN.
SOUTHAVEN HS

CAREER STATS

Year	G/S	Tackles				Sacks	Fum.			INT	QB Hry.
		UT	AT	TT	TFL		C-R	BK	PBU		
2015	13/0	9	1	10	0-0	0.0-0	2-0	0	0	0	0
2016	4/0	5	2	7	0-0	0.0-0	0-0	0	0	0	1
Totals	17/0	14	3	17	0-0	0.0-0	2-0	0	0	0	1

2016 SEASON NOTES

- »

CAREER SINGLE-GAME HIGHS

- » Tackles – 4 vs. UCLA (2015)
- » Tackles for Loss – 0
- » Pass Breakups – 0
- » Interceptions – 0

2016 SINGLE-GAME HIGHS

- » Tackles - 3 at Northwestern
- » Tackles for Loss – 0
- » Sacks – 0



#17 RYKER FYFE • Sr. • QB

GRAND ISLAND, NEB.
GRAND ISLAND HS

CAREER STATS

Passing										
Year	G/GS	Comp	Att	Int	Pct.	Yds.	Y/G	LP	TD	Eff.R.
2012		Redshirt								
2013	1/0	1-1-0	100.0	5	5.0	5	5	0	140.03	
2014	7/0	4-10-0	40.0	40	5.7	12	1	106.60		
2015	2/1	34-55-5	61.8	440	220	52	5	140.84		
2016	3/0	2-5-0	40.0	41	13.7	35	1	174.88		
Totals	13/1	41-71-5	57.7	526	40.5	52	7	138.43		

Rushing

Year	G/S	Att.	Gain	Loss	Net	Y/A	Y/G	Long	TDs
2012		Redshirt							
2013	1/0	1	3	0	3	3.0	3.0	3 vs. S. Dakota St.	0
2014	7/0	7	52	5	47	6.7	6.7	15 vs. Fla. Atlantic	0
2015	2/1	7	15	50	-35	-5.0	-17.5	7 at Purdue	0
2016	3/0	1	5	0	5	5.0	1.7	5 vs. Fresno State	0
Totals	13/1	16	75	55	20	1.3	1.5	15 vs. Fla. Atlantic	0

CAREER HONORS

- » Nebraska Scholar-Athlete Honor Roll (Fall, 2012)
- » Brook Berringer Citizenship Team (2013)
- » Nebraska Student-Athlete HERO Leadership Award (2013)

2016 SEASON NOTES

- » Threw a 35-yard touchdown pass on his only attempt against Wyoming.

CAREER SINGLE-GAME HIGHS

Passing

- » Attempts – 48 at Purdue (2015)
- » Completions – 29 at Purdue (2015)
- » Yards – 407 at Purdue (2015)
- » Touchdowns – 4 at Purdue (2015)

Rushing

- » Rushes – 7 at Purdue (2015)
- » Yards – 29 vs. Florida Atlantic (2014)

2016 SINGLE-GAME HIGHS

Passing

- » Attempts – 3 vs. Fresno State
- » Completions – 1 vs. Fresno State, vs. Wyoming
- » Yards – 35 vs. Wyoming
- » Touchdowns – 1 vs. Wyoming

Rushing

- » Rushes – 1 vs. Fresno State
- » Yards – 5 vs. Fresno State



#18 TRE BRYANT • Fr. • IB

ST. LOUIS, MO.
CHRISTIAN BROTHERS COLLEGE

CAREER STATS

Rushing									
Year	G/S	Att.	Gain	Loss	Net	Y/A	Y/G	Long	TDs
2016	6/0	18	80	5	75	4.2	12.5	13 vs. Fresno State	1
Totals	6/0	18	80	5	75	4.2	12.5	13 vs. Fresno State	1

Kick Returns									
Year	G/S	No.	Yds.	Y/R	Y/G	Long	TDs		
2016	6/0	9	205	22.8	34.2	32 vs. Fresno State	0		
Totals	6/0	9	205	22.8	34.2	32 vs. Fresno State	0		

2016 SEASON NOTES

» Had first career rushing touchdown in season-opening win over Fresno State.

2016 SINGLE-GAME HIGHS

» Rushes – 5 vs. Fresno State
 » Rushing Yards – 36 vs. Fresno State
 » Rushing TDs – 1 vs. Fresno State

» Kick Return Yards – 32 vs. Fresno State
 » Kick Return TDs – 0

» All-Purpose Yards – 68 vs. Fresno State

2016 GAME-BY-GAME

Opponent	----- Rushing -----				----- Kick Returns -----			
	No.	Yds	TD	Lg	No.	Yds	TD	Lg
Fresno State	5	36	1	13	1	32	0	32
Wyoming	7	34	0	11	2	41	0	24
Oregon	1	4	0	4	1	19	0	19
at Northwestern	0	0	0	0	1	21	0	21
Illinois	0	0	0	0	1	30	0	30
at Indiana	5	1	0	2	3	62	0	24
Purdue								
at Wisconsin								
at Ohio State								
Minnesota								
Maryland								
at Iowa								
Totals	18	75	1	13	9	205	0	32



#21 MIKALE WILBON • So. • IB

CHICAGO, ILL.
DE LA SALLE INSTITUTE

CAREER STATS

Year	G/S	Att.	Gain	Loss	Net	Y/A	Y/G	Long	TDs
2014									Redshirt
2015	4/0	9	42	7	35	3.9	17.5	19 vs. South Alabama	0
2016	4/0	8	74	0	74	9.2	18.5	32 at Northwestern	0
Totals	8/0	17	116	7	109	6.4	13.6	32 at Northwestern	0

CAREER HONORS

» 2014 Nebraska Offensive Scout Team MVP

2016 SEASON NOTES

»

CAREER SINGLE-GAME HIGHS

» Rushes - 6 vs. BYU (2015), at Northwestern (2016)
 » Rushing Yards – 55 at Northwestern (2016)
 » Rushing Touchdowns - 0

2016 SINGLE-GAME HIGHS

» Rushes - 6 at Northwestern
 » Rushing Yards – 55 at Northwestern
 » Rushing Touchdowns – 0



#22 DEVINE OZIGBO • So. • IB

SACHSE, TEXAS
SACHSE HS

CAREER STATS

Year	G/S	Att.	Gain	Loss	Net	Y/A	Y/G	Long	TDs
2015	11/0	38	212	3	209	5.5	19.0	31 at Illinois	1
2016	6/1	77	329	9	320	4.2	53.3	17 vs. Fresno State	4
Totals	17/1	115	541	12	529	4.6	31.1	31 at Illinois	5

2016 SEASON NOTES

» Rushed 17 times for a career-high 103 yards and a career-best two touchdowns against Fresno State. Had one rushing touchdown last season as a true freshman.
 » Made first career start against Wyoming. Rushed for 44 yards and one touchdown on 15 carries. Also caught a 39-yard pass.
 » Ran for 95 yards and one touchdown on a career-high 21 carries against Oregon.
 » Had a 37-yard reception against Illinois, his second reception of over 30 yards this season.

CAREER SINGLE-GAME HIGHS

» Rushes - 21 vs. Oregon (2016)
 » Rushing Yards – 103 vs. Fresno State (2016)
 » Rushing Touchdowns – 2 vs. Fresno State (2016)

2016 SINGLE-GAME HIGHS

» Rushes - 21 vs. Oregon
 » Rushing Yards – 103 vs. Fresno State
 » Rushing Touchdowns – 2 vs. Fresno State

2016 GAME-BY-GAME

Opponent	----- Rushing -----				----- Receiving -----			
	No.	Yds	TD	Lg	No.	Yds	TD	Lg
Fresno State	17	103	2	17	1	5	0	5
Wyoming	15	44	1	9	1	39	0	39
Oregon	21	95	1	12	1	8	0	8
at Northwestern	13	41	0	15	0	0	0	0
Illinois	10	35	0	35	1	37	0	37
at Indiana	1	2	0	2	0	0	0	0
Purdue								
at Wisconsin								
at Ohio State								
Minnesota								
Maryland								
at Iowa								
Totals	77	320	4	35	4	89	0	39



#24 AARON WILLIAMS • So. • S

ATLANTA, GA.
CARVER HS

CAREER STATS

Year	G/S	Tackles					Fum.			INT	Hry.
		UT	AT	TT	TFL	Sacks	C-R	BK	PBU		
2015	13/3	17	7	24	3-9	0.0-0	0-0	0	0	0	0
2016	5/4	10	8	18	3-16	1.0-13	0-0	0	3	3	0
Totals	18/7	27	15	42	6-25	1.0-13	0-0	0	3	3	0

CAREER HONORS

» Nebraska Scholar-Athlete Honor Roll (Spring, 2015)

2016 SEASON NOTES

» Had his first career interception against Wyoming.
 » Matched a career high with seven tackles at Northwestern and also notched his second career interception.
 » Had a 13-yard sack in the third quarter, marking his first career sack. Also sealed the win with a fourth-quarter interception, his third interception this season.

CAREER SINGLE-GAME HIGHS

» Tackles - 7 at Purdue (2015), at Northwestern (2016)
 » Tackles for Loss - 1, six times
 » Sacks - 1.0 at Indiana (2016)
 » Pass Breakups - 1, three times
 » Interceptions - 1 vs. Wyoming, at Northwestern, at Indiana (all in 2016)

2016 SINGLE-GAME HIGHS

» Tackles - 7 at Northwestern
 » Tackles for Loss - 1, three times
 » Sacks - 1.0 at Indiana
 » Pass Breakups - 1, three times
 » Interceptions - 1 vs. Wyoming, at Northwestern, at Indiana



#25 NATE GERRY • Sr. • S

SIoux FALLS, S.D.
WASHINGTON HS

CAREER STATS

Year	G/S	Tackles					Fum.			INT	Hry.
		UT	AT	TT	TFL	Sacks	C-R	BK	PBU		
2013	13/3	18	14	32	2-3	0.0-0	0-0	0	0	0	1
2014	13/13	49	39	88	7-9	0.5-2	2-1	0	4	5	3
2015	13/13	49	30	79	3-12	1.0-9	1-0	0	7	4	0
2016	5/5	22	15	37	7-7	0.5-1	0-0	0	4	2	1
Totals	44/34	138	98	236	19-31	2.0-12	3-1	0	15	11	5

CAREER HONORS

» 2015, 2016 Team Captain
 » Third-Team All-Big Ten (Media, 2015)
 » 2015 Lott Trophy Watch List
 » Second-Team All-Big Ten (Media, 2014)
 » Honorable-Mention All-Big Ten (Coaches, 2014, 2015)
 » Big Ten Defensive Player of the Week (Iowa, 2014; Wyoming, 2016)
 » Nebraska Defensive Co-MVP (2014)
 » Honorable-Mention Big Ten All-Freshman Team (BTN, 2013)
 » Brook Berringer Citizenship Team (2016)
 » Tom Osborne Citizenship Team (2016)

2016 GAME-BY-GAME

Opponent	Tackles		TFL-Yds	Sacks- No-Yds	FF-FR-Yds	Int-Yds	PBU	QBH
	UT-AT-TT	--						
Fresno State	-- Did Not Play --							
Wyoming	4-3-7	1-1	0.0-0	0.0-0	2-8	1	0	
Oregon	4-5-9	2-2	0.0-0	0.0-0	0-0	1	0	
at Northwestern	5-3-8	2-2	0.5-1	0.0-0	0-0	2	0	
Illinois	3-2-5	0-0	0.0-0	0.0-0	0-0	0	0	
at Indiana	6-2-8	2-2	0.0-0	0.0-0	0-0	0	1	
Purdue								
at Wisconsin								
at Ohio State								
Minnesota								
Maryland								
at Iowa								
Totals	22-15-37	7-7	0.5-1	0.0-0	2-8	4	1	

2016 SEASON NOTES

» Intercepted a pair of passes in the fourth quarter against Wyoming, marking his 10th and 11th career interceptions, tying him for fourth place on the NU career chart.
 » Topped 200 career total tackles against Wyoming. The fifth Husker defensive back to record 200 career tackles.

CAREER SINGLE-GAME HIGHS

» Tackles - 15 at Iowa (2014)
 » Tackles for Loss - 4 at Purdue (2013)
 » Pass Breakups - 2, five times
 » Interceptions - 2 vs. Wyoming (2016)
 » Long Interception Return - 54 vs. Illinois (2014)

2016 SINGLE-GAME HIGHS

» Tackles - 9 vs. Oregon
 » Tackles for Loss - 2 vs. Oregon, at Northwestern
 » Pass Breakups - 2 at Northwestern
 » Interceptions - 2 vs. Wyoming



#26 KIERON WILLIAMS • Jr. • S

SHREVEPORT, LA.
AIR FORCE PREP/C.E. BYRD HS

CAREER STATS

Year	G/S	Tackles					Fum.			INT	Hry.
		UT	AT	TT	TFL	Sacks	C-R	BK	PBU		
2014	13/0	4	5	9	1-1	0.0-0	0-0	3	0	0	0
2015	13/0	5	2	7	0-0	0.0-0	0-0	0	0	0	0
2016	6/6	28	15	43	2-1	0.0-0	0-0	0	1	2	0
Totals	32/6	37	22	59	3-2	0.0-0	0-0	3	1	2	0

CAREER HONORS

» Brook Berringer Citizenship Team (2015, 2016)
 » Tom Osborne Citizenship Team (2015, 2016)

2016 SEASON NOTES

» Had a career-high 10 tackles and his first career interception against Fresno State. Previous high in tackles was two, and he entered the game with 16 career tackles.
 » Had a 23-yard interception return for a touchdown against Wyoming. It marked the second straight week Williams had an interception and was Nebraska's first INT for a touchdown since Joshua Kalu had a 41-yard pick-six at Minnesota in 2015.
 » Matched a career high with 10 tackles at Indiana, all solo stops.

2016 GAME-BY-GAME

Opponent	Tackles		TFL-Yds	Sacks- No-Yds	FF-FR-Yds	Int-Yds	PBU	QBH
	UT-AT-TT	--						
Fresno State	6-4-10	1-0	0.0-0	0.0-0	0-0	1-8	0	0
Wyoming	4-1-5	0-0	0.0-0	0.0-0	0-0	1-23	0	0
Oregon	3-4-7	0-0	0.0-0	0.0-0	0	0	1	0
at Northwestern	5-3-8	0-0	0.0-0	0.0-0	0	0	0	0
Illinois	0-3-3	0-0	0.0-0	0.0-0	0	0	0	0
at Indiana	10-0-10	1-1	0.0-0	0.0-0	0	0	0	0
Purdue								
at Wisconsin								
at Ohio State								
Minnesota								
Maryland								
at Iowa								
Totals	28-15-43	2-1	0.0-0	0.0-0	2-31	1	0	

CAREER SINGLE-GAME HIGHS

» Tackles - 10 vs. Fresno State (2016), at Indiana (2016)
 » Tackles for Loss - 1, vs. Illinois (2014), vs. Fresno State (2016), at Indiana (2016)
 » Pass Breakups - 1 vs. Oregon
 » Interceptions - 1 vs. Fresno State (2016), vs. Wyoming (2016)

2016 SINGLE-GAME HIGHS

» Tackles - 10 vs. Fresno State, at Indiana
 » Tackles for Loss - 1 vs. Fresno State, at Indiana
 » Pass Breakups - 1 vs. Oregon
 » Interceptions - 1 vs. Fresno State, vs. Wyoming



#34 DREW BROWN • Jr. • PK

**SOUTHLAKE, TEXAS
SOUTHLAKE CARROLL HS**

CAREER STATS

Year	G/S	PAT	FG	Pct.	TP	PPG	0-19	20-29	30-39	40-49	50+	Lg
2014	13/13	59/59	14/21	66.7	101	7.8	1-1	4-5	7-8	2-6	0-1	44
2015	13/13	45/47	21/27	77.8	107	8.2	0-0	6-7	2-3	12-14	1-3	50
2016	6/6	26/26	5/6	83.3	41	6.8	0-0	3-3	1-1	1-1	0-1	40
Totals	32/32	130/132	40/54	74.1	249	7.8	1-1	13-15	10-12	15-21	1-5	50

2016 GAME-BY-GAME

Opponent	XP-ATT	FG-ATT	Lg	Blk	Pts
Fresno State	4-4	0-0	0	0	4
Wyoming	7-7	1-1	29	0	10
Oregon	5-5	0-0	0	0	5
at Northwestern	3-3	1-1	23	0	6
Illinois	4-4	1-2	29	0	7
at Indiana	3-3	2-2	40	0	9
Purdue					
at Wisconsin					
at Ohio State					
Minnesota					
Maryland					
at Iowa					
Totals	26-26	5-6	40	0	41

CAREER HONORS

- » Second-Team All-Big Ten (Media, AP, 2015)
- » Honorable-Mention All-Big Ten (Coaches, 2015)
- » Two-Time Nebraska Scholar-Athlete Honor Roll
- » Brook Berringer Citizenship Team (2015, 2016)
- » Tom Osborne Citizenship Team (2015, 2016)

CAREER SINGLE-GAME HIGHS


- » FGs – 5 vs. Southern Miss (2015)
- » Long FG – 50 vs. Southern Miss (2015)
- » PATs – 7 at Fresno State (2014), vs. Wyoming (2016)

2016 SINGLE-GAME HIGHS

- » FGs – 2 at Indiana
- » Long FG – 40 at Indiana
- » PATs – 7 vs. Wyoming

2016 SEASON NOTES

- » Missed a 56-yard field goal in the second quarter against Illinois, ending his streak of 13 consecutive field goals made. Brown later connected on a 29-yard field goal for his 38th career field goal.
- » Connected on a 40-yard field goal to open the scoring at Indiana, his long field goal of 2016 and his 16th career field goal of 40 yards or more. Added a 39-yard field goal to give Nebraska a 27-22 lead with 48 seconds remaining. The field goal was the 40th of his career, making Brown the fourth Husker with 40 career field goals.
- » Has 249 career points, ranks 10th all-time at Nebraska.



#34 TERRELL NEWBY • Sr. • IB

**LOS ANGELES, CALIF.
CHAMINADE HS**

CAREER STATS

Year	G/S	Att.	Gain	Loss	Net	Y/A	Y/G	Long	TDs
2013	13/0	54	302	4	298	5.5	24.8	23 at Purdue	2
2014	13/0	67	302	5	297	4.4	22.8	43 vs. Florida Atlantic	5
2015	13/8	147	786	21	765	5.2	58.8	69 at Minnesota	5
2016	6/5	81	436	7	429	5.3	71.5	63 vs. Illinois	4
Totals	45/13	349	1,826	37	1,789	5.1	39.8	69 at Minnesota	16

CAREER HONORS

- » Big Ten Player of the Week (vs. South Alabama, 2015)
- » Brook Berringer Citizenship Team (2015)
- » Tom Osborne Citizenship Team (2015)

2016 SEASON NOTES

- » Carried 16 times for 113 yards in the fourth quarter against Illinois to finish with 27 carries for 140 yards and two touchdowns. It was his third career 100-yard rushing game and his second highest totals for both carries and yardage in his career. He had career highs of 28 carries for 198 yards last season against South Alabama. Had a 63-yard touchdown run in the fourth quarter, NU's longest run from scrimmage this season.
- » Had a 49-yard run at Northwestern, the second-longest run by a Husker in 2016.
- » Had 102 yards and a touchdown on 22 carries at Indiana, marking his second straight 100-yard rushing game and the fourth of his career. On Nebraska's fourth-quarter drive that resulted in a field goal, Newby carried the ball nine times for 49 yards.

CAREER SINGLE-GAME HIGHS

- » Rushes – 28 vs. South Alabama (2015)
- » Rushing Yards – 198 vs. South Alabama (2015)
- » Rushing Touchdowns – 2, five times

2016 SINGLE-GAME HIGHS

- » Rushes – 27 vs. Illinois
- » Rushing Yards – 140 vs. Illinois
- » Rushing Touchdowns – 2 vs. Illinois

2016 GAME-BY-GAME

Opponent	----- Rushing -----				----- Receiving -----			
	No.	Yds	TD	Lg	No.	Yds	TD	Lg
Fresno State	11	56	0	12	0	0	0	0
Wyoming	4	20	0	7	4	27	0	11
Oregon	7	42	0	19	0	0	0	0
at Northwestern	10	69	1	49	2	14	0	14
Illinois	27	140	2	63	2	26	0	21
at Indiana	22	102	1	18	1	1	0	1
Purdue								
at Wisconsin								
at Ohio State								
Minnesota								
Maryland								
at Iowa								
Totals	81	429	4	63	9	68	0	21



#35 CALEB LIGHTBOURN • Fr. • P

WASHOUGAL, WASH.
CAMAS HS

CAREER STATS

Year	G/S	No.	Yds.	Avg.	Long	TB	I20	Blk.
2016	5/5	22	857	39.0	58	3	7	2
Totals	5/5	22	857	39.0	58	3	7	2

2016 GAME-BY-GAME

Opponent	No.	Yds	Avg	Lg	Blkd	TB	I20
Fresno State	4	145	36.2	43	1	0	0
Wyoming	3	94	31.3	44	0	0	1
Oregon	5	236	47.2	58	0	0	3
at Northwestern	5	193	38.6	47	0	2	1
Illinois	0	0	0.0	0	0	0	0
at Indiana	5	189	37.8	45	1	1	2
Purdue							
at Wisconsin							
at Ohio State							
Minnesota							
Maryland							
at Iowa							
Totals	22	857	39.0	58	2	3	7

CAREER HONORS


» Big Ten Freshman of the Week (Oregon, 2015)

2016 SEASON NOTES

» Averaged 47.2 yards on five punts against Oregon. Pinned the Ducks inside their 20 three times, including inside their five-yard line once.

2016 SINGLE-GAME HIGHS

- » Long Punt – 58 vs. Oregon
- » Single-Game Average – 47.2 vs. Oregon
- » Punts Downed Inside Opponent 20 – 3 vs. Oregon



#41 LUKE McNITT • RFr. • FB

KEARNEY, NEB.
NEBRASKA-KEARNEY/KEARNEY HS

CAREER STATS

Year	G/S	Att.	Gain	Loss	Net	Y/A	Y/G	Long	TDs
2014			Redshirt						
2015	5/0	0	0	0	0	0	0	0	0
2016	6/1	0	0	0	0	0	0	0	0
Totals	11/1	0	0	0	0	0	0	0	0

CAREER HONORS


» Academic All-Big Ten (2015)

2016 SEASON NOTES

» Made first career start against Oregon.

2016 SINGLE-GAME HIGHS

- » Rushes - 0
- » Rushing Yards – 0
- » Rushing Touchdowns – 0
- » Rushing Touchdowns – 0
- » Single Game High Tackles – 2 vs. Fresno State
- » Season Total Tackles – 7



#44 MICK STOLTENBERG • So. • DL

GRETNA, NEB.
GRETNA HS

CAREER STATS

Year	G/S	(-Tackles-----)				Fum.				QB	
		UT	AT	TT	TFL	Sacks	C-R	BK	PBU	INT	Hry.
2014											
2015	9/0	2	0	2	1-6	1.0-6	0-1	0	0	0	0
2016	5/2	2	5	7	2-3	0.5-2	0-0	0	0	0	0
Totals	14/2	4	5	9	3-9	1.5-8	0-1	0	0	0	0

CAREER HONORS

» Three-Time Nebraska Scholar-Athlete Honor Roll

2016 SEASON NOTES

» Set a career high with two TFLs at Northwestern.

CAREER SINGLE-GAME HIGHS


- » Tackles - 2 vs. Fresno State (2016), at Northwestern (2016), vs. Illinois (2016)
- » Tackles for Loss – 2 at Northwestern (2016)
- » Sacks – 1 vs. South Alabama (2015)

2016 GAME-BY-GAME

Opponent	--Tackles--	-Sacks-	FF-FR-Yds	Int-Yds	PBU	QBH
	UT-AT-TT	TFL-Yds	No-Yds			
Fresno State	1-1-2	0-0	0.0-0	0-0-0	0	0
Wyoming	-- Did Not Play Due to Injury--					
Oregon	0-1-1	0-0	0.0-0	0-0-0	0	0
at Northwestern	1-1-2	2-3	0.5-2	0-0-0	0	0
Illinois	0-2-2	0-0	0.0-0	0-0-0	0	0
at Indiana	0-0-0	0-0	0.0-0	0-0-0	0	0
Purdue						
at Wisconsin						
at Ohio State						
Minnesota						
Maryland						
at Iowa						
Totals	2-5-7	2-3	0.5-2	0-0-0	0	0

2016 SINGLE-GAME HIGHS

- » Tackles - 2 vs. Fresno State, at Northwestern, vs. Illinois
- » Tackles for Loss – 2 at Northwestern
- » Sacks – 0.5 at Northwestern



#49 CHRIS WEBER • Jr. • LB

ELKHORN, NEB.
ELKHORN HS

CAREER STATS

Year	G/S	Tackles					Fum.			QB		
		UT	AT	TT	TFL	Sacks	C-R	BK	PBU	INT	Hry.	
2013		Reshirt										
2014	13/0	3	3	6	0-0	0.0-0	0-0	0	0	0	0	
2015	10/4	19	30	49	5-10	0.0-0	0-1	0	2	0	2	
2016	6/0	4	4	8	0-0	0.0-0	0-0	0	0	0	0	
Totals	29/4	26	37	63	5-10	0.0-0	0-1	0	2	0	2	

CAREER HONORS

- » Big Ten Distinguished Scholar (2015)
- » CoSIDA Academic All-District VII (2015)
- » Academic All-Big Ten (2014, 2015)
- » Nebraska Walk-On of the Year (2015)
- » Six-Time Nebraska Scholar-Athlete Honor Roll
- » Brook Berringer Citizenship Team (2014, 2015, 2016)
- » Tom Osborne Citizenship Team (2014, 2015, 2016)

2016 GAME-BY-GAME

Opponent	Tackles		Sacks		FF-FR-Yds	Int-Yds	PBU	QBH
	UT-AT-TT	TFL-Yds	No-Yds	FF-FR-Yds				
Fresno State	1-2-3	0-0	0.0-0	0.0-0	0-0-0	0-0	0	0
Wyoming	1-2-3	0-0	0.0-0	0.0-0	0-0-0	0-0	0	0
Oregon	0-0-0	0-0	0.0-0	0.0-0	0-0-0	0-0	0	0
at Northwestern	2-0-2	0-0	0.0-0	0.0-0	0-0-0	0-0	0	0
Illinois	0-0-0	0-0	0.0-0	0.0-0	0-0-0	0-0	0	0
at Indiana	0-0-0	0-0	0.0-0	0.0-0	0-0-0	0-0	0	0
Purdue								
at Wisconsin								
at Ohio State								
Minnesota								
Maryland								
at Iowa								
Totals	4-4-8	0-0	0.0-0	0.0-0	0-0-0	0-0	0	0

2016 SEASON NOTES

»

CAREER SINGLE-GAME HIGHS

- » Tackles - 17 at Illinois (2015)
- » Tackles for Loss - 3 at Illinois (2015)
- » Sacks - 0

2016 SINGLE-GAME HIGHS

- » Tackles - 3 vs. Fresno State, vs. Wyoming
- » Tackles for Loss - 0
- » Sacks - 0



#52 JOSH BANDERAS • Sr. • LB

LINCOLN, NEB.
SOUTHWEST HS

CAREER STATS

Year	G/S	Tackles					Fum.			QB	
		UT	AT	TT	TFL	Sacks	C-R	BK	PBU	INT	Hry.
2013	13/4	12	16	28	3-9	2.0-8	0-0	0	1	0	1
2014	12/6	19	31	50	2-5	0.0-0	0-0	0	0	0	1
2015	9/9	34	27	61	7-10	0.0-0	0-0	0	2	0	1
2016	6/5	16	14	30	2-2	0.0-0	0-0	0	0	0	2
Totals	40/24	81	88	169	14-26	2.0-8	0-0	0	3	0	5

CAREER HONORS

- » 2016 Team Captain
- » True Freshman All-American (247 Sports, 2013)
- » Honorable-Mention Big Ten All-Freshman Team (BTN, 2013)
- » Four-Time Nebraska Scholar-Athlete Honor Roll
- » Nebraska Student-Athlete HERO Leadership Award (2016)
- » Brook Berringer Citizenship Team (2014, 2016)
- » Tom Osborne Citizenship Team (2014, 2016)

2016 GAME-BY-GAME

Opponent	Tackles		Sacks		FF-FR-Yds	Int-Yds	PBU	QBH
	UT-AT-TT	TFL-Yds	No-Yds	FF-FR-Yds				
Fresno State	1-1-2	0-0	0.0-0	0.0-0	0-0-0	0-0	0	0
Wyoming	2-5-7	0-0	0.0-0	0.0-0	0-0-0	0-0	0	1
Oregon	2-3-5	1-1	0.0-0	0.0-0	0-0-0	0-0	0	0
at Northwestern	2-2-4	0-0	0.0-0	0.0-0	0-0-0	0-0	0	1
Illinois	1-0-1	0-0	0.0-0	0.0-0	0-0-0	0-0	0	0
at Indiana	8-3-11	1-1	0.0-0	0.0-0	0-0-0	0-0	0	0
Purdue								
at Wisconsin								
at Ohio State								
Minnesota								
Maryland								
at Iowa								
Totals	16-14-30	2-2	0.0-0	0.0-0	0-0-0	0-0	0	2

2016 SEASON NOTES

- » Recorded a season-high 11 tackles at Indiana.

CAREER SINGLE-GAME HIGHS

- » Tackles - 14 vs. USC (2014 Holiday Bowl)
- » Tackles for Loss - 2, three times
- » Sacks - 1.0, twice

2016 SINGLE-GAME HIGHS

- » Tackles - 11 at Indiana
- » Tackles for Loss - 1 vs. Oregon, at Indiana
- » Sacks - 0



#55 KEVIN MAURICE • Sr. • DT

ORLANDO, FLA.
FREEDOM HS

CAREER STATS

Year	G/S	(-----Tackles-----)					Fum.			QB		
		UT	AT	TT	TFL	Sacks	C-R	BK	PBU	INT	Hry.	
2013	6/0	1	2	3	0-0	0.0-0	0-0	0	0	0	0	
2014	10/0	2	6	8	1-5	0.5-5	0-0	0	0	0	1	
2015	10/1	10	11	21	3-16	1.0-11	2-0	0	0	0	1	
2016	6/6	7	6	13	3-14	2.0-12	0-0	0	0	0	1	
Totals	32/7	20	25	45	7-35	3.5-28	2-0	0	0	0	3	

CAREER HONORS

- » Nebraska Scholar-Athlete Honor Roll (Fall, 2013; Spring 2015)
- » Brook Berringer Citizenship Team (2014, 2015)
- » Tom Osborne Citizenship Team (2014, 2015)

2016 SEASON NOTES

- » Had two sacks for 12 yards on back-to-back plays at Northwestern. Entered the game with 1.5 career sacks.

2016 GAME-BY-GAME

Opponent	--Tackles--		-Sacks-		FF-FR-Yds	Int-Yds	PBU	QBH
	UT-AT-TT	TFL-Yds	No-Yds					
Fresno State	0-2-2	0-0	0.0-0	0-0-0	0-0-0	0-0	0	0
Wyoming	0-1-1	0-0	0.0-0	0-0-0	0-0-0	0-0	0	0
Oregon	0-1-1	0-0	0.0-0	0-0-0	0-0-0	0-0	0	0
at Northwestern	3-0-3	2-12	2.0-12	0-0-0	0-0-0	0-0	0	0
Illinois	1-1-2	1-2	0.0-0	0-0-0	0-0-0	0-0	0	1
at Indiana	3-1-4	0-0	0.0-0	0-0-0	0-0-0	0-0	0	0
Purdue								
at Wisconsin								
at Ohio State								
Minnesota								
Maryland								
at Iowa								
Totals	7-6-13	3-14	2.0-12	0-0-0	0-0	0	1	

CAREER SINGLE-GAME HIGHS

- » Tackles - 8 at Illinois (2015)
- » Tackles for Loss - 2 at Northwestern (2016)
- » Sacks - 2.0 at Northwestern (2016)

2016 SINGLE-GAME HIGHS

- » Tackles - 4 at Indiana
- » Tackles for Loss - 2 at Northwestern
- » Sacks - 2.0 at Northwestern



#58 COREY WHITAKER • Sr. • OG

MURRIETA, CALIF.
VISTA MURRIETA HS

CAREER STATS

- » Games Played - 9 (3 in 2015; 6 in 2016)
- » Games Started - 1 (1 in 2016)

CAREER HONORS

- » Nebraska Scholar-Athlete Honor Roll (Spring 2016)

2016 SEASON NOTES

- » Made his first career start against Illinois.



#63 TANNER FARMER • So. • OG

HIGHLAND, ILL.
HIGHLAND HS

CAREER STATS

- » Games Played - 5 (5 in 2016)
- » Games Started - 5 (5 in 2016)

CAREER HONORS

- » Brook Berringer Citizenship Team (2016)
- » Tom Osborne Citizenship Team (2016)

2016 SEASON NOTES

- » NU O-Line was named to the Midseason Joe Moore Award Honor Roll (1-of-17).
- » Helped the Huskers rack up 550 yards of total offense against Wyoming.
- » Helped Nebraska amass 556 yards of total offense at Northwestern.



#66 DYLAN UTTER • Sr. • C

PAPILLION, NEB.
PAPILLION-LA VISTA HS

CAREER STATS

- » Games Played - 25 (6 in 2014; 13 in 2015; 6 in 2016)
- » Games Started - 20 (1 in 2014; 13 in 2015; 6 in 2016)

CAREER HONORS

- » 2016 Team Captain
- » Academic All-Big Ten (2015)
- » Three-Time Nebraska Scholar-Athlete Honor Roll
- » Brook Berringer Citizenship Team (2016)
- » Tom Osborne Citizenship Team (2016)

2016 SEASON NOTES

- » NU O-Line was named to the Midseason Joe Moore Award Honor Roll (1-of-17).
- » Helped the Huskers rack up 550 yards of total offense against Wyoming.
- » Helped Nebraska amass 556 yards of total offense at Northwestern.



#68 NICK GATES • So. • OT

LAS VEGAS, NEV.
BISHOP GORMAN HS

CAREER STATS

- » Games Played - 16 (10 in 2015; 6 in 2016)
- » Games Started - 16 (10 in 2015; 6 in 2016)

CAREER HONORS

- » Big Ten All-Freshman Team (BTN.com, ESPN.com)
- » BTN All-Bowl Team (2015)
- » Nebraska Scholar-Athlete Honor Roll (Fall 2015)
- » Brook Berringer Citizenship Team (2016)
- » Tom Osborne Citizenship Team (2016)

2016 SEASON NOTES

- » Named ProFootball.com's top run-blocking offensive lineman in the country during Week 1.
- » NU O-Line was named to the Midseason Joe Moore Award Honor Roll (1-of-17).
- » Helped the Huskers rack up 550 yards of total offense against Wyoming.
- » Helped Nebraska amass 556 yards of total offense at Northwestern.
- » Huskers have rushed for 200 yards or more four times in 2016.



#73 SAM HAHN • Sr. • OG

DEWITT, NEB.
NORTH DAKOTA STATE/TRI-COUNTY HS**CAREER STATS**

- » Games Played - 10 (1 in 2014; 3 in 2015; 6 in 2016)
- » Games Started - 6 (6 in 2016)

CAREER HONORS

- » Five-Time Nebraska Scholar-Athlete Honor Roll
- » Brook Berringer Citizenship Team (2016)
- » Tom Osborne Citizenship Team (2016)

2016 SEASON NOTES

- » NU O-Line was named to the Midseason Joe Moore Award Honor Roll (1-of-17).
- » Helped the Huskers rack up 550 yards of total offense against Wyoming.
- » Helped Nebraska amass 556 yards of total offense at Northwestern.



#77 DAVID KNEVEL • Sr. • OT

BRANTFORD, ONTARIO, CANADA
PAULINE JOHNSON COLLEGIATE**CAREER STATS**

- » Games Played - 19 (4 in 2014; 9 in 2015; 6 in 2016)
- » Games Started - 6 (6 in 2016)

CAREER HONORS

- » Nebraska Scholar-Athlete Honor Roll (Fall 2014; Spring 2016)
- » Brook Berringer Citizenship Team (2014, 2015, 2016)
- » Tom Osborne Citizenship Team (2014, 2015, 2016)

2016 SEASON NOTES

- » NU O-Line was named to the Midseason Joe Moore Award Honor Roll (1-of-17).
- » Helped the Huskers rack up 550 yards of total offense against Wyoming.
- » Helped Nebraska amass 556 yards of total offense at Northwestern.



#82 ALONZO MOORE • Sr. • WR

WINNFIELD, LA.
WINNFIELD SENIOR HS**CAREER STATS**

Year	G/S	No.	Yds.	Y/R	Y/G	Long	TDs
2012							
2013	10/2	6	75	12.5	7.5	19 vs. S. Dakota St.	0
2014	11/7	10	136	13.6	12.4	43 at Michigan State	0
2015	12/5	24	395	16.6	32.9	44 at Rutgers	6
2016	5/3	12	310	25.8	62.0	63 vs. Wyoming	2
Totals	38/17	52	916	17.6	24.1	63 vs. Wyoming	8

CAREER HONORS

- » Nebraska Scholar-Athlete Honor Roll (Fall, 2012)
- » Brook Berringer Citizenship Team (2016)
- » Tom Osborne Citizenship Team (2016)

2016 GAME-BY-GAME

Opponent	Rec.	Yds	TD	Lg
Fresno State	3	92	1	57
Wyoming	3	109	1	63
Oregon	3	37	0	20
at Northwestern	3	72	0	59
Illinois	--	Did Not Play Due to Injury	--	--
at Indiana	0	0	0	0
Purdue				
at Wisconsin				
at Ohio State				
Minnesota				
Maryland				
at Iowa				
Totals	12	310	2	63

CAREER SINGLE-GAME HIGHS

- » Receptions - 5 vs. South Alabama (2015)
- » Receiving Yards - 109 vs. Wyoming (2016)
- » Touchdowns - 1, eight times

2016 SINGLE-GAME HIGHS

- » Receptions - 3, four times
- » Receiving Yards - 109 vs. Wyoming
- » Touchdowns - 1 vs. Fresno State, vs. Wyoming

2016 SEASON NOTES

- » Has three catches of 50 yards or more in 2016.
- » Had a 57-yard touchdown reception on the first play of the fourth quarter against Fresno State, marking the then longest reception of his career. Finished with a team-high three catches for a then-career-high 92 receiving yards. Also had a career-long 24-yard rush and had two carries for 34 yards.
- » Had a career day for the second straight week with three receptions for 109 yards, including a 63-yard touchdown reception, against Wyoming. Moore's yardage total was a career high, bettering his 92 yards against Fresno State. His 63-yard second-quarter touchdown was the longest of his career.



#83 BRYAN REIMERS • So. • WR

LINCOLN, NEB.
EAST HS**CAREER STATS**

Year	G/S	No.	Yds.	Y/R	Y/G	Long	TDs
2014							
2015	0/0	0	0	0.0	0.0	0	0
2016	6/1	2	39	19.5	6.5	22	1
Totals	6/1	2	39	19.5	6.5	22	1

CAREER HONORS

- » Nebraska Scholar-Athlete Honor Roll (Fall 2014; Spring 2016)

2016 SEASON NOTES

- » Had a 22-yard reception for a touchdown against Oregon, his first career catch.
- » Hauled in one reception for 17 yards to setup a NU touchdown at Indiana.

CAREER SINGLE-GAME HIGHS

- » Receptions - 1 vs. Oregon (2016), at Indiana (2016)
- » Receiving Yards - 22 vs. Oregon (2016)
- » Touchdowns - 1 vs. Oregon (2016)

2016 SINGLE-GAME HIGHS

- » Receptions - 1 vs. Oregon, at Indiana
- » Receiving Yards - 22 vs. Oregon
- » Touchdowns - 1 vs. Oregon



#84 SAM COTTON • Sr. • TE

LINCOLN, NEB.
SOUTHEAST HS

CAREER STATS

Year	G/S	No.	Yds.	Y/R	Y/G	Long	TDs
2012		Redshirt					
2013	10/1	3	22	7.3	2.2	17 vs. Illinois	1
2014	13/4	3	41	13.7	3.2	23 vs. Rutgers	2
2015	13/7	3	35	11.7	2.9	13 vs. Southern Miss	0
2016	6/5	5	60	12.0	10.0	17 at Indiana	0
Totals	42/17	14	158	11.3	3.8	23 vs. Rutgers	3

CAREER HONORS

- » Academic All-Big Ten (2013, 2014, 2015)
- » Four-Time Nebraska Scholar-Athlete Honor Roll
- » Brook Berringer Citizenship Team (2014, 2016)
- » Tom Osborne Citizenship Team (2014, 2016)

2016 SEASON NOTES

- » Notched 37 yards on three catches, both career highs, at Indiana. Had never caught more than one pass in a game in his first 41 career games.
- » His five catches for 60 yards through six games is already a season best in both categories.

CAREER SINGLE-GAME HIGHS

- » Receptions - 3 at Indiana (2016)
- » Receiving Yards - 37 at Indiana (2016)
- » Touchdowns - 1, three times

2016 SINGLE-GAME HIGHS

- » Receptions - 3 at Indiana
- » Receiving Yards - 37 at Indiana
- » Touchdowns - 0



#87 BRANDON REILLY • Sr. • WR

LINCOLN, NEB.
SOUTHWEST HS

CAREER STATS

Year	G/S	No.	Yds.	Y/R	Y/G	Long	TDs
2012		Redshirt					
2013	10/0	3	24	8.0	2.4	10 at Penn State	0
2014	7/1	6	85	14.2	12.1	35 at Iowa	0
2015	13/6	40	754	18.9	58.0	52 at Purdue	4
2016	4/2	6	157	26.2	39.3	45 at Indiana	0
Totals	34/9	55	1,020	18.5	30.0	52 at Purdue	4

CAREER HONORS

- » Academic All-Big Ten (2013, 2014, 2015)
- » Seven-Time Nebraska Scholar-Athlete Honor Roll

2016 GAME-BY-GAME

Opponent	Rec.	Yds	TD	Lg
Fresno State	--	Did Not Play	--	
Wyoming	2	52	0	38
Oregon	--	Did Not Play Due to Injury	--	
at Northwestern	1	35	0	35
Illinois	1	10	0	10
at Indiana	2	60	0	45
Purdue				
at Wisconsin				
at Ohio State				
Minnesota				
Maryland				
at Iowa				
Totals	6	157	0	45

CAREER SINGLE-GAME HIGHS


- » Receptions - 5, three times
- » Receiving Yards - 112 vs. Southern Miss (2015)
- » Touchdowns - 1, four times

2016 SINGLE-GAME HIGHS

- » Receptions - 2 vs. Wyoming, at Indiana
- » Receiving Yards - 60 at Indiana
- » Touchdowns - 0

2016 SEASON NOTES

- » Caught two passes for 60 yards at Indiana to increase his career receiving yardage total to 1,020 yards. He is the 24th player in school history to eclipse 1,000 career receiving yards.



#88 ROSS DZURIS • Sr. • DE

PLATTSMOUTH, NEB.
PLATTSMOUTH HS

CAREER STATS

Year	G/S	(-Tackles-----)					Fum.				QB Hry.
		UT	AT	TT	TFL	Sacks	C-R	BK	PBU	INT	
2012		Redshirt									
2013		Did Not Play									
2014		Did Not Play									
2015	13/4	14	10	24	9-19	2.5-10	0-0	0	0	0	5
2016	6/6	12	9	21	7-17	3.5-12	0-1	0	0	0	1
Totals	19/10	26	19	45	16-36	6.0-22	0-1	0	0	0	6

CAREER HONORS

- » Nebraska Most Improved Player (2015)
- » Three-Time Nebraska Scholar-Athlete Honor Roll

2016 SEASON NOTES

- » Career-high two sacks and a career-high three TFLs against Fresno State, nearly topping the 2.5 sacks he had as a junior in 2015.
- » Recovered first career fumble against Wyoming, returned it to the one-yard line, setting up a touchdown on the next play.
- » Matched a career high with five tackles against Oregon.

2016 GAME-BY-GAME

Opponent	--Tackles--		-Sacks-		FF-FR-Yds	Int-Yds	PBU	QBH
	UT-AT-TT	TFL-Yds	No-Yds					
Fresno State	3-1-4	3-6	2.0-4	0-0-0	0-0	0-0	0	0
Wyoming	1-3-4	2-5	0.5-3	0-1-9	0-0	0-0	0	1
Oregon	3-2-5	1-5	1.0-5	0-0-0	0-0	0-0	0	0
at Northwestern	1-2-3	0-0	0.0-0	0-0-0	0-0	0-0	0	0
Illinois	2-1-3	1-1	0.0-0	0-0-0	0-0	0-0	0	0
at Indiana	2-0-2	0-0	0.0-0	0-0-0	0-0	0-0	0	0
Purdue								
at Wisconsin								
at Ohio State								
Minnesota								
Maryland								
at Iowa								
Totals	12-9-21	7-17	3.5-12	0-1-9	0-0	0-0	0	1

CAREER SINGLE-GAME HIGHS

- » Tackles - 5 at Purdue (2015), vs. Oregon (2016)
- » Tackles for Loss - 3 vs. Fresno State (2016)
- » Sacks - 2.0 vs. Fresno State (2016)

2016 SINGLE-GAME HIGHS

- » Tackles - 5 vs. Oregon
- » Tackles for Loss - 3 vs. Fresno State
- » Sacks - 2.0 vs. Fresno State



#91 FREEDOM AKINMOLADUN • So. • DE

GRANDVIEW, MO.
GRANDVIEW HS

CAREER STATS

Year	G/S	Tackles				TFL	Sacks	Fum.			INT	QB Hry.
		UT	AT	TT				C-R	BK	PBU		
2014		Redshirt										
2015	11/4	11	10	21		7-45	4.5-36	0-0	0	0	0	4
2016	6/6	7	4	11		1-9	1.0-9	1-0	0	0	0	4
Totals	17/10	18	14	32		8-54	5.5-45	1-0	0	0	0	8

CAREER HONORS

- » Academic All-Big Ten (2015)
- » Big Ten All-Freshman Team (BTN.com, ESPN.com)
- » Two-Time Nebraska Scholar-Athlete Honor Roll
- » Nebraska Student-Athlete HERO Leadership Award (2015, 2016)
- » Brook Berringer Citizenship Team (2015, 2016)
- » Tom Osborne Citizenship Team (2015, 2016)

2016 GAME-BY-GAME

Opponent	Tackles		Sacks		FF-FR-Yds	Int-Yds	PBU	QBH
	UT-AT-TT	TFL-Yds	No-Yds					
Fresno State	0-1-1	0-0	0.0-0		0-0-0	0-0	0	0
Wyoming	0-1-1	0-0	0.0-0		0-0-0	0-0	0	2
Oregon	4-1-5	0-0	0.0-0		1-0-0	0-0	0	0
at Northwestern	1-1-2	0-0	0.0-0		0-0-0	0-0	0	0
Illinois	1-0-1	1-9	1.0-9		0-0-0	0-0	0	1
at Indiana	1-0-1	0-0	0.0-0		0-0-0	0-0	0	1
Purdue								
at Wisconsin								
at Ohio State								
Minnesota								
Maryland								
at Iowa								
Totals	7-4-11	1-9	1.0-9		1-0-0	0-0	0	4

2016 SEASON NOTES

»

CAREER SINGLE-GAME HIGHS

- » Tackles - 6 at Miami
- » Tackles for Loss - 2 vs. South Alabama (2015), vs. Southern Miss (2015)
- » Sacks - 2.0 vs. Southern Miss (2015)

2016 SINGLE-GAME HIGHS

- » Tackles - 5 vs. Oregon
- » Tackles for Loss - 1 vs. Illinois
- » Sacks - 1.0 vs. Illinois



#94 KHALIL DAVIS • RFr. • DL

BLUE SPRINGS, MO.
BLUE SPRINGS HS

CAREER STATS

Year	G/S	Tackles				TFL	Sacks	Fum.			INT	QB Hry.
		UT	AT	TT				C-R	BK	PBU		
2015		Reshirt										
2016	5/0	2	1	3		2-4	0.0-0	0-0	0	0	0	0
Totals	5/0	2	1	3		2-4	0.0-0	0-0	0	0	0	0

CAREER HONORS

- » Brook Berringer Citizenship Team (2016)
- » Tom Osborne Citizenship Team (2016)

2016 SEASON NOTES

- » Pair of TFLs for four yards vs. Wyoming.

2016 SINGLE-GAME HIGHS

- » Tackles - 2 vs. Wyoming
- » Tackles for Loss - 2 vs. Wyoming
- » Sacks - 0



#96 CARLOS DAVIS • RFr. • DL

BLUE SPRINGS, MO.
BLUE SPRINGS HS

CAREER STATS

Year	G/S	Tackles				TFL	Sacks	Fum.			INT	QB Hry.
		UT	AT	TT				C-R	BK	PBU		
2015		Reshirt										
2016	6/4	4	5	9		1-1	0.0-0	0-0	0	0	0	0
Totals	6/4	4	5	9		1-1	0.0-0	0-0	0	0	0	0

CAREER HONORS

- » Brook Berringer Citizenship Team (2016)
- » Tom Osborne Citizenship Team (2016)

2016 SEASON NOTES

- » Made first career start against Wyoming and tied for third on the team with five tackles.

2016 GAME-BY-GAME

Opponent	Tackles		Sacks		FF-FR-Yds	Int-Yds	PBU	QBH
	UT-AT-TT	TFL-Yds	No-Yds					
Fresno State	0-1-1	0-0	0.0-0		0-0-0	0-0	0	0
Wyoming	2-3-5	0-0	0.0-0		0-0-0	0-0	0	0
Oregon	0-0-0	0-0	0.0-0		0-0-0	0-0	0	0
at Northwestern	0-1-1	0-0	0.0-0		0-0-0	0-0	0	0
Illinois	1-0-1	1-1	0.0-0		0-0-0	0-0	0	0
at Indiana	1-0-1	0-0	0.0-0		0-0-0	0-0	0	0
Purdue								
at Wisconsin								
at Ohio State								
Minnesota								
Maryland								
at Iowa								
Totals	4-5-9	1-1	0.0-0		0-0-0	0-0	0	0

2016 SINGLE-GAME HIGHS

- » Tackles - 5 vs. Wyoming
- » Tackles for Loss - 1 vs. Illinois
- » Sacks - 0

2016 Nebraska Schedule and Results

DATE	OPPONENT	RESULT	SCORE	RECORD	CONFERENCE	TIME	ATTEND
Sept. 3	Fresno State	W	43-10	1-0	0-0	3:26	90,013
Sept. 10	Wyoming	W	51-17	2-0	0-0	3:25	89,895
Sept. 17	No. 22 Oregon	W	35-32	3-0	0-0	3:37	90,414
Sept. 24	at Northwestern *	W	24-13	4-0	1-0	3:09	40,284
Oct. 1	Illinois *	W	31-16	5-0	2-0	3:05	90,374
Oct. 15*	at Indiana *	W	27-22	6-0	3-0	3:36	48,254

* Big Ten conference game

Team Statistics

TEAM STATISTICS	NU	OPP
SCORING	212	110
Points Per Game	35.3	18.3
Points Off Turnovers	49	15
FIRST DOWNS	137	106
Rushing	62	38
Passing	63	56
Penalty	12	12
RUSHING YARDAGE	1323	847
Yards gained rushing	1447	978
Yards lost rushing	124	131
Rushing Attempts	282	187
Average Per Rush	4.7	4.5
Average Per Game	220.5	141.2
TDs Rushing	15	9
PASSING YARDAGE	1400	1220
Comp-Att-Int	88-161-4	117-198-11
Average Per Pass	8.7	6.2
Average Per Catch	15.9	10.4
Average Per Game	233.3	203.3
TDs Passing	11	4
TOTAL OFFENSE	2723	2067
Total Plays	443	385
Average Per Play	6.1	5.4
Average Per Game	453.8	344.5
KICK RETURNS: #-Yards	12-295	20-410
PUNT RETURNS: #-Yards	10-109	7-100
INT RETURNS: #-Yards	11-99	4-41
KICK RETURN AVERAGE	24.6	20.5
PUNT RETURN AVERAGE	10.9	14.3
INT RETURN AVERAGE	9.0	10.2
FUMBLES-LOST	11-4	3-1
PENALTIES-Yards	37-376	36-291
Average Per Game	62.7	48.5
PUNTS-Yards	24-857	31-1212
Average Per Punt	35.7	39.1
Net punt average	29.0	34.3
KICKOFFS-Yards	40-2566	24-1540
Average Per Kick	64.2	64.2
Net kick average	41.4	41.5
TIME OF POSSESSION/Game	34:24	25:36
3RD-DOWN Conversions	40/81	24/77
3rd-Down Pct	49%	31%
4TH-DOWN Conversions	6/9	4/12
4th-Down Pct	67%	33%
SACKS BY-Yards	14-83	4-36
MISC YARDS	0	0
TOUCHDOWNS SCORED	28	13
FIELD GOALS-ATTEMPTS	5-6	7-11
ON-SIDE KICKS	0-0	0-0
RED-ZONE SCORES	(21-26) 81%	(11-14) 79%
RED-ZONE TOUCHDOWNS	(17-26) 65%	(6-14) 43%
PAT-ATTEMPTS	(27-27) 100%	(7-8) 88%
ATTENDANCE	360696	88538
Games/Avg Per Game	4/90174	2/44269
Neutral Site Games		0/0

SCORE BY QUARTERS	1ST	2ND	3RD	4TH	OT	TOTAL
Nebraska	45	37	42	88		212
Opponents	8	57	32	13		110

2016 Nebraska Individual Statistics

RUSHING	GP-GS	ATT	GAIN	LOSS	NET	AVG	TD	LONG	AVG/G
Newby, Terrell	6-5	81	436	7	429	5.3	4	63	71.5
Armstrong Jr., Tommy	6-6	71	393	64	329	4.6	5	37	54.8
Ozigbo, Devine	6-1	77	329	9	320	4.2	4	17	53.3
Bryant, Tre	6-0	18	80	5	75	4.2	1	13	12.5
Wilbon, Mikale	4-0	8	74	0	74	9.2	0	32	18.5
Moore, Alonzo	5-2	2	34	0	34	17.0	0	24	6.8
Reilly, Brandon	4-2	5	33	3	30	6.0	0	12	7.5
Carter, Cethan	5-5	2	25	0	25	12.5	0	16	5.0
Westerkamp, Jordan	5-0	2	19	0	19	9.5	1	10	3.8
Fyfe, Ryker	3-0	1	5	0	5	5.0	0	5	1.7
Lighbourn, Caleb	5-0	1	4	0	4	4.0	0	4	0.8
Pierson-El, De'Mornay	6-3	6	15	13	2	0.3	0	5	0.3
TEAM	6-0	8	0	23	-23	-2.9	0	0	-3.8
Total	6	282	1447	124	1323	4.7	15	63	220.5
Opponents	6	187	978	131	847	4.5	9	50	141.2

PASSING	G-S	EFFIC	CMP-ATT-INT	PCT	YDS	TD	LNG	AVG/G
Armstrong Jr., Tommy	6-6	145.26	86-155-4	55.5	1359	10	72	226.5
Fyfe, Ryker	3-0	174.88	2-5-0	40.0	41	1	35	13.7
TEAM	6-0	0.00	0-1-0	0.0	0	0	0	0.0
Total	6	145.28	88-161-4	54.7	1400	11	72	233.3
Opponents	6	106.40	117-198-11	59.1	1220	4	36	203.3

RECEIVING	G-GS	NO.	YDS	AVG	TD	LONG	AVG/G
Morgan Jr., Stanley	6-4	16	228	14.2	1	72	38.0
Westerkamp, Jordan	5-0	13	228	17.5	4	55	45.6
Moore, Alonzo	5-2	12	310	25.8	2	63	62.0
Carter, Cethan	5-5	10	101	10.1	1	27	20.2
Newby, Terrell	6-5	9	68	7.6	0	21	11.3
Reilly, Brandon	4-2	6	157	26.2	0	45	39.2
Pierson-El, De'Mornay	6-3	6	61	10.2	0	12	10.2
Cotton, Sam	6-5	5	60	12.0	0	17	10.0
Ozigbo, Devine	6-1	4	89	22.2	0	39	14.8
Reimers, Bryan	6-1	2	39	19.5	1	22	6.5
Wilbon, Mikale	4-0	2	19	9.5	0	13	4.8
Rahn, Gabe	4-0	1	35	35.0	1	35	8.8
Foster, Trey	6-1	1	6	6.0	1	6	1.0
Bryant, Tre	6-0	1	-1	-1.0	0	0	-0.2
Total	6	88	1400	15.9	11	72	233.3
Opponents	6	117	1220	10.4	4	36	203.3

PUNT RETURNS	NO.	YDS	AVG	TD	LONG
Pierson-El, De'Mornay	10	109	10.9	0	45
Total	10	109	10.9	0	45
Opponents	7	100	14.3	0	39

INTERCEPTIONS	NO.	YDS	AVG	TD	LONG
Williams, Aaron	3	0	0.0	0	4
Jones, Chris	3	60	20.0	1	33
Gerry, Nathan	2	8	4.0	0	6
Williams, Kieron	2	31	15.5	1	23
Kalu, Joshua	1	0	0.0	0	0
Total	11	99	9.0	2	33
Opponents	4	41	10.2	0	24

KICK RETURNS	NO.	YDS	AVG	TD	LONG
Bryant, Tre	9	205	22.8	0	32
Nelson, Jordan	3	90	30.0	0	45
Total	12	295	24.6	0	45
Opponents	20	410	20.5	0	35

FUMBLE RETURNS	NO.	YDS	AVG	TD	LONG
Dzuris, Ross	1	9	9.0	0	9
Total	1	9	9.0	0	9
Opponents	1	34	34.0	0	34

FIELD GOALS	FGM-FGA	PCT	01-19	20-29	30-39	40-49	50-99	LG	BLK
Brown, Drew	5-6	83.3	0-0	3-3	1-1	1-1	0-1	40	0
Totals	5-6	83.3	0-0	3-3	1-1	1-1	0-1	40	0
Opponents	7-11	63.6	0-0	3-4	2-3	2-4	0-0	43	0

FG SEQUENCE	NEBRASKA	OPPONENTS
Fresno State	-	32,(26)
Wyoming	(29)	42,46,(27)
Oregon	-	-
Northwestern	(23)	27
Illinois	56,(29)	(24),(43),(33)
Indiana	(40),(39)	(36),(45)

Numbers in parentheses indicate field goal was made.

PUNTING	NO.	YDS	AVG	LONG	TB	FC	I20	50+	BLKD
Lighbourn, Caleb	22	857	39.0	58	3	6	7	1	0
TEAM	2	0	0.0	0	0	0	0	0	2
Total	24	857	35.7	58	3	6	7	1	2
Opponents	31	1212	39.1	57	2	8	9	3	0

KICKOFFS	NO.	YDS	AVG	TB	OB	RETN	NET	YDLN
Brown, Drew	37	2374	64.2	18	0			
Lindsay, Spencer	3	192	64.0	2	0			
Total	40	2566	64.2	20	0	410	41.4	23
Opponents	24	1540	64.2	10	2	295	41.5	23



SCORING	----- PATS -----								
	TD	FGS	KICK	RUSH	RCV	PASS	DXP	SAF	PTS
Brown, Drew	0	5-6	26-26	0-0	0	0-0	0	0	41
Armstrong Jr., Tommy	5	0-0	0-0	0-0	0	0-0	0	0	30
Westerkamp, Jordan	5	0-0	0-0	0-0	0	0-0	0	0	30
Ozigbo, Devine	4	0-0	0-0	0-0	0	0-0	0	0	24
Newby, Terrell	4	0-0	0-0	0-0	0	0-0	0	0	24
Moore, Alonzo	2	0-0	0-0	0-0	0	0-0	0	0	12
Bryant, Tre	1	0-0	0-0	0-0	0	0-0	0	0	6
Rahn, Gabe	1	0-0	0-0	0-0	0	0-0	0	0	6
Foster, Trey	1	0-0	0-0	0-0	0	0-0	0	0	6
Morgan Jr., Stanley	1	0-0	0-0	0-0	0	0-0	0	0	6
Carter, Cethan	1	0-0	0-0	0-0	0	0-0	0	0	6
Williams, Kieron	1	0-0	0-0	0-0	0	0-0	0	0	6
Jones, Chris	1	0-0	0-0	0-0	0	0-0	0	0	6
Reimers, Bryan	1	0-0	0-0	0-0	0	0-0	0	0	6
Darlington, Zack	0	0-0	0-0	1-1	0	0-0	0	0	2
Lindsay, Spencer	0	0-0	1-1	0-0	0	0-0	0	0	1
Total	28	5-6	27-27	1-1	0	0-0	0	0	212
Opponents	13	7-11	7-8	1-3	0	0-2	0	1	110

ALL PURPOSE	G	RUSH	REC	PR	KOR	IR	TOT	AVG/G
Newby, Terrell	6	429	68	0	0	0	497	82.8
Ozigbo, Devine	6	320	89	0	0	0	409	68.2
Moore, Alonzo	5	34	310	0	0	0	344	68.8
Armstrong Jr., Tommy	6	329	0	0	0	0	329	54.8
Bryant, Tre	6	75	-1	0	205	0	279	46.5
Westerkamp, Jordan	5	19	228	0	0	0	247	49.4
Morgan Jr., Stanley	6	0	228	0	0	0	228	38.0
Reilly, Brandon	4	30	157	0	0	0	187	46.8
Pierson-El, De'Mornay	6	2	61	109	0	0	172	28.7
Carter, Cethan	5	25	101	0	0	0	126	25.2
Wilbon, Mikale	4	74	19	0	0	0	93	23.2
Nelson, Jordan	6	0	0	0	90	0	90	15.0
Jones, Chris	6	0	0	0	0	60	60	10.0
Cotton, Sam	6	0	60	0	0	0	60	10.0
Reimers, Bryan	6	0	39	0	0	0	39	6.5
Rahn, Gabe	4	0	35	0	0	0	35	8.8
Williams, Kieron	6	0	0	0	0	31	31	5.2
Gerry, Nathan	5	0	0	0	0	8	8	1.6
Foster, Trey	6	0	6	0	0	0	6	1.0
Fyfe, Ryker	3	5	0	0	0	0	5	1.7
Lighbourn, Caleb	5	4	0	0	0	0	4	0.8
TEAM	6	-23	0	0	0	0	-23	-3.8
Total	6	1323	1400	109	295	99	3226	537.7
Opponents	6	847	1220	100	410	41	2618	436.3

TOTAL OFFENSE	G	PLAYS	RUSH	PASS	TOTAL	AVG/G
Armstrong Jr., Tommy	6	226	329	1359	1688	281.3
Newby, Terrell	6	81	429	0	429	71.5
Ozigbo, Devine	6	77	320	0	320	53.3
Bryant, Tre	6	18	75	0	75	12.5
Wilbon, Mikale	4	8	74	0	74	18.5
Fyfe, Ryker	3	6	5	41	46	15.3
Moore, Alonzo	5	2	34	0	34	6.8
Reilly, Brandon	4	5	30	0	30	7.5
Carter, Cethan	5	2	25	0	25	5.0
Westerkamp, Jordan	5	2	19	0	19	3.8
Lighbourn, Caleb	5	1	4	0	4	0.8
Pierson-El, De'Mornay	6	6	2	0	2	0.3
TEAM	6	9	-23	0	-23	-3.8
Total	6	443	1323	1400	2723	453.8
Opponents	6	385	847	1220	2067	344.5



Defensive Statistics

NAME	GP-GS	-----TACKLES-----			TFL-YDS	-SACKS-	--PASS DEF--			QBH	---FUMBLES---		BLKD	
		SOLO	AST	TOTAL			NO-YARDS	INT-YDS	BRUP		RCV-YDS	FF	KICK	SAF
26 Williams, Kieron	6-6	28	15	43	2-1	.	2-31	1
25 Gerry, Nathan	5-5	22	15	37	7-7	0.5-1	2-8	4	1
5 Young II, Dedrick	6-6	20	11	31	3-4	1.0-3	.	2	2	.	1	.	.	.
52 Banderas, Josh	6-5	16	14	30	2-2	.	.	.	2
10 Kalu, Joshua	6-6	23	6	29	1-6	1.0-6	1-0	4	2
15 Rose-Ivey, Michael	6-2	8	16	24	5-8	0.5-4
24 Williams, Aaron	6-4	10	11	21	3-16	1.0-13	3-0	4
88 Dzuris, Ross	6-6	12	9	21	7-17	3.5-12	.	.	1	1-9
8 Jones, Chris	6-6	14	1	15	2-3	1.0-2	3-60	6
55 Maurice, Kevin	6-6	7	6	13	3-14	2.0-12	.	.	1
91 Akinmoladun, Freedom	6-6	7	4	11	2-13	2.0-13	.	.	4	.	1	.	.	.
3 Newby, Marcus	6-2	4	7	11	1-8	1.0-8	.	.	1
96 Davis, Carlos	6-4	4	5	9	1-1	.	.	.	1
49 Weber, Chris	6-0	4	4	8
41 McNitt, Luke	6-1	5	2	7
16 Reed, Antonio	5-0	5	2	7	1
44 Stoltenberg, Mick	5-2	2	5	7	2-3	0.5-2
1 Jackson, Lamar	5-0	6	1	7	2-14	1.0-11
56 Simpson, Brad	6-0	1	3	4
13 Domann, JoJo	6-0	3	1	4
94 Davis, Khalil	5-0	2	1	3	2-4
7 Barry, Mohamed	6-0	.	3	3
35 Lighbourn, Caleb	5-0	2	.	2
1 Joseph, Boaz	6-0	.	2	2
17 King, Sedrick	4-0	.	2	2	1
29 Nabity, Graham	6-0	1	1	2
73 Hahn, Sam	6-6	2	.	2
45 Natter, A.J.	3-0	1	.	1
87 Reilly, Brandon	4-2	1	.	1
28 Taylor, Adam	5-0	1	.	1
9 Neal, DaiShon	6-0	.	1	1
39 Nelson, Jordan	6-0	.	1	1
15 Pierson-El, De'Mornay	6-2	1	.	1
22 Davis, Alex	6-0	.	1	1
11 Carter, Cethan	5-5	1	.	1
Total	6-0	213	150	363	45-121	14-83	11-99	21	17	1-9	2	.	.	.
Opponents	6-0	-	-	-	-	4-36	4-41	21	8	4-34	3	2	1	.

SPECIAL TEAMS TACKLES	UA-A/TOT	FS	WYO	ORE	NW	ILL	IND	PUR	WIS	OSU	MINN	MD	IOWA	B1G
McNitt, Luke	5-2/7	2-0/2	0-1/1	1-0/1	1-0/1	0-1/1	1-0/1
Domann, JoJo	3-1/4	1-0/1	.	0-1/1	1-0/1	.	1-0/1	1-0/1
Simpson, Brad	1-3/4	.	0-1/1	0-1/1	.	0-1/1	1-0/1
Joseph, Boaz	1-1/2	.	1-0/1	0-1/1
Barry, Mohamed	0-2/2	1-0/1	.	0-1/1
Nabity, Graham	1-1/2	1-0/1	.	.	.	0-1/1
Hahn, Sam	1-0/1	1-0/1
Williams, Kieron	1-0/1	1-0/1
Nelson, Jordan	0-1/1	0-1/1
Lighbourn, Caleb	2-0/2	.	1-0/1	.	.	.	1-0/1
Weber, Chris	2-1/3	.	0-1/1	.	2-0/2
Taylor, Adam	1-0/1	.	.	1-0/1
Neal, DaiShon	0-1/1	.	.	.	0-1/2
Dzuris, Ross	0-1/1	.	.	.	0-1/1
Reed, Antonio	0-1/1	0-1/1
Banderas, Josh	1-0/1	1-0/1



Individual Game By Game

RUSHING	NO-YDS/TD	FS	WYO	ORE	NW	ILL	IND	PUR	WIS	OSU	MINN	MD	IOWA	B1G
Newby, Terrell RB	81-429/4	11-56/0	4-20/0	7-42/0	10-69/1	27-140/2	22-102/1							
Armstrong Jr., Tommy QB	71-329/5	11-42/2	12-12/1	16-95/1	13-132/0	8-12/1	11-36/0							
Ozigbo, Devine RB	77-320/4	17-103/2	15-44/1	21-95/1	13-41/0	10-35/0	1-2/0							
Bryant, Tre RB	18-75/1	5-36/1	7-34/0	1-4/0	-	-	5-1/0							
Wilbon, Mikale RB	8-74/0	1-16/0	DNP	-	6-55/0	1-3/0	DNP							
Moore, Alonzo WR	2-34/0	2-34/0	-	-	-	DNP	-							
Reilly, Brandon WR	5-30/0	DNP	1-12/0	DNP	-	1-11/0	3-7/0							
Carter, Cethan TE	2-25/0	-	1-9/0	-	1-16/0	-	DNP							
Westerkamp, Jordan WR	2-19/1	1-9/0	-	-	1-10/1	-	DNP							
Fyfe, Ryker QB	1-5/0	1-5/0	-	-	DNP	DNP	DNP							
Lightbourn, Caleb P	1-4/0	-	1-4/0	-	-	DNP	-							
Pierson-El, De'Mornay WR	6-2/0	1--7/0	1-5/0	1--6/0	-	1-4/0	2-6/0							
TEAM	8--23/0	1--2/0	1--2/0	1--2/0	3--13/0	1--2/0	1--2/0							

RECEIVING	NO-YDS/TD	FS	WYO	ORE	NW	ILL	IND	PUR	WIS	OSU	MINN	MD	IOWA	B1G
Moore, Alonzo WR	12-310/2	3-92/1	3-109/1	3-37/0	3-72/0	DNP	-							
Morgan Jr., Stanley WR	16-228/1	1-11/0	2-17/0	3-35/0	4-33/0	3-39/0	3-93/1							
Westerkamp, Jordan WR	13-228/4	1-6/0	4-105/2	3-39/2	1-13/0	4-65/0	DNP							
Reilly, Brandon WR	6-157/0	DNP	2-52/0	DNP	1-35/0	1-10/0	2-60/0							
Carter, Cethan TE	10-101/1	-	2-20/0	5-48/0	2-31/1	1-2/0	DNP							
Ozigbo, Devine RB	4-89/0	1-5/0	1-39/0	1-8/0	-	1-37/0	-							
Newby, Terrell RB	9-68/0	-	4-27/0	-	2-14/0	2-26/0	1-1/0							
Pierson-El, De'Mornay WR	6-61/0	-	1-9/0	1-11/0	3-31/0	1-10/0	-							
Cotton, Sam TE	5-60/0	-	-	-	1-11/0	1-12/0	3-37/0							
Reimers, Bryan WR	2-39/1	-	-	1-22/1	-	-	1-17/0							
Rahn, Gabe WR	1-35/1	-	1-35/1	DNP	DNP	-	-							
Wilbon, Mikale RB	2-19/0	-	DNP	-	1-6/0	1-13/0	DNP							
Foster, Trey TE	1-6/1	-	-	-	-	1-6/1	-							
Bryant, Tre RB	1--1/0	-	1--1/0	-	-	-	-							

PASSING

Tommy Armstrong Jr.	Att	Comp	Int	Pct	Yards	TD	Long	Sack	Yds	Effic
Fresno State	10	5	0	50.0	108	1	57	0	0	173.7
Wyoming	34	20	1	58.8	377	3	63	2	19	175.2
Oregon	33	17	0	51.5	200	3	22	1	4	132.4
Northwestern	29	18	0	62.1	246	1	59	0	0	144.7
Illinois	23	16	1	69.6	220	1	37	0	0	155.6
Indiana	26	10	2	38.5	208	1	72	1	13	103.0
TOTALS	155	86	4	55.5	1359	10	72	4	36	145.3

Fyfe, Ryker	Att	Comp	Int	Pct	Yards	TD	Long	Sack	Yds	Effic
Fresno State	3	1	0	33.3	6	0	6	0	0	50.1
Wyoming	1	1	0	100.0	35	1	35	0	0	724.0
Oregon	1	0	0	0.0	0	0	0	0	0	0.0
TOTALS	5	2	0	40.0	41	1	35	0	0	174.9

PUNT RETURNS	NO-YDS	FS	WYO	ORE	NW	ILL	IND	PUR	WIS	OSU	MINN	MD	IOWA	B1G
Pierson-El, De'Mornay	10-109	-	-	3-42	-	3-42	4-25							

KICK RETURNS	NO-YDS	FS	WYO	ORE	NW	ILL	IND	PUR	WIS	OSU	MINN	MD	IOWA	B1G
Bryant, Tre	9-205	1-32	2-41	1-19	1-21	1-30	3-62							
Nelson, Jordan	3-90	-	1-45	1-21	-	1-24	-							

Defense Game By Game

TOTAL TACKLES	UA-A	TOT	FS	WYO	ORE	NW	ILL	IND
Williams, Kieron	28-15	43	6-4	4-1	3-4	5-3	0-3	10-0
Gerry, Nathan	22-15	37	DNP	4-3	4-5	5-3	3-2	6-2
Young II, Dedrick	20-11	31	5-1	2-2	2-2	6-1	2-4	3-1
Banderas, Josh	16-14	30	1-1	2-5	2-3	2-2	1-0	8-3
Kalu, Joshua	23-6	29	6-1	1-2	1-0	5-2	3-1	7-0
Rose-Ivey, Michael	8-16	24	0-1	2-3	4-2	0-2	1-5	1-3
Williams, Aaron	10-11	21	3-2	-	0-4	5-2	0-3	2-0
Dzuris, Ross	12-9	21	3-1	1-3	3-2	1-2	2-1	2-0
Jones, Chris	14-1	15	1-0	1-0	5-1	3-0	2-0	2-0
Maurice, Kevin	7-6	13	0-2	0-1	0-1	3-0	1-1	3-1
Akinmoladun, Freedom	7-4	11	0-1	0-1	4-1	1-1	1-0	1-0
Newby, Marcus	4-7	11	1-2	1-3	1-2	-	-	1-0
Davis, Carlos	4-5	9	0-1	2-3	-	0-1	1-0	1-0
Weber, Chris	4-4	8	1-2	1-2	-	2-0	-	-
Reed, Antonio	5-2	7	DNP	-	2-0	2-1	1-1	-
Jackson, Lamar	6-1	7	5-1	-	-	1-0	-	DNP
Stoltenberg, Mick	2-5	7	1-1	DNP	0-1	1-1	0-2	-
McNitt, Luke	5-2	7	2-0	0-1	1-0	1-0	0-1	1-0
Domann, Jojo	3-1	4	1-0	-	0-1	1-0	-	1-0
Simpson, Brad	1-3	4	-	0-1	0-1	-	0-1	1-0
Davis, Khalil	2-1	3	0-1	2-0	-	-	DNP	-
Barry, Mohamed	0-3	3	0-1	0-1	0-1	-	-	-
Joseph, Boaz	0-2	2	-	0-1	0-1	-	-	-
Lightbourn, Caleb	2-0	2	-	1-0	-	-	DNP	1-0
King, Sedrick	0-2	2	0-1	0-1	DNP	-	DNP	-
Nabity, Graham	1-1	2	1-0	-	-	-	0-1	-
Hahn, Sam	2-0	2	1-0	-	-	-	-	1-0
Natter, A.J.	1-0	1	1-0	-	-	DNP	DNP	DNP
Reilly, Brandon	1-0	1	DNP	-	DNP	-	1-0	-
Neal, DaiShon	0-1	1	-	-	-	0-1	-	-
Carter, Cethan	1-0	1	-	1-0	-	-	-	DNP
Nelson, Jordan	0-1	1	0-1	-	-	-	-	-
Davis, Alex	0-1	1	0-1	-	-	-	-	-
Taylor, Adam	1-0	1	-	-	1-0	-	-	DNP
Pierson-El, De'Mornay	1-0	1	-	-	1-0	-	-	-



Defense Game By Game

TACKLES FOR LOSS	UA-A	TOT	FS	WYO	ORE	NW	ILL	IND	PUR	WIS	OSU	MINN	MD	IOWA	B1G
Dzuris, Ross	6-1	7	3-6	2-5	1-5	-	1-1	-							
Gerry, Nathan	4-3	7	DNP	1-1	2-2	2-2	-	2-2							
Rose-Ivey, Michael	1-4	5	-	1-4	1-3	1-0	1-1	1-0							
Williams, Aaron	2-1	3	1-1	-	-	1-2	-	1-13							
Young II, Dedrick	1-2	3	-	-	-	1-1	-	2-3							
Maurice, Kevin	2-1	3	-	-	-	2-12	1-2	-							
Akinmoladun, Freedom	2-0	2	-	-	1-4	-	1-9	-							
Davis, Khalil	2-0	2	-	2-4	-	-	DNP	-							
Stoltenberg, Mick	1-1	2	-	DNP	-	2-3	-	-							
Banderas, Josh	0-2	2	-	-	1-1	-	-	1-1							
Williams, Kieron	1-1	2	1-0	-	-	-	-	1-1							
Jackson, Lamar	2-0	2	2-14	-	-	-	-	DNP							
Jones, Chris	2-0	2	-	-	-	2-3	-	-							
Newby, Marcus	1-0	1	-	-	-	-	-	1-8							
Davis, Carlos	1-0	1	-	-	-	-	1-1	-							
Kalu, Joshua	1-0	1	1-6	-	-	-	-	-							

SACKS	UA-A	TOT	FS	WYO	ORE	NW	ILL	IND	PUR	WIS	OSU	MINN	MD	IOWA	B1G
Dzuris, Ross	3-1	3.5	2.0-4	0.5-3	1.0-5	-	-	-							
Maurice, Kevin	2-0	2.0	-	-	-	2.0-12	-	-							
Akinmoladun, Freedom	2-0	2.0	-	-	1.0-4	-	1.0-9	-							
Jackson, Lamar	1-0	1.0	1.0-11	-	-	-	-	DNP							
Kalu, Joshua	1-0	1.0	1.0-6	-	-	-	-	-							
Williams, Aaron	1-0	1.0	-	-	-	-	-	1.0-13							
Young II, Dedrick	1-0	1.0	-	-	-	-	-	1.0-3							
Newby, Marcus	1-0	1.0	-	-	-	-	-	1.0-8							
Jones, Chris	1-0	1.0	-	-	-	1.0-2	-	-							
Gerry, Nathan	0-1	0.5	DNP	-	-	0.5-1	-	-							
Rose-Ivey, Michael	0-1	0.5	-	0.5-4	-	-	-	-							
Stoltenberg, Mick	0-1	0.5	-	DNP	-	0.5-2	-	-							

INT RETURNS	NO-YDS	FS	WYO	ORE	NW	ILL	IND	PUR	WIS	OSU	MINN	MD	IOWA	B1G
Jones, Chris	3-60	1-0	1-27	-	-	-	1-33							
Williams, Aaron	3-0	-	1-4	-	1-0	-	1-4							
Gerry, Nathan	2-8	DNP	2-8	-	-	-	-							
Williams, Kieron	2-31	1-8	1-23	-	-	-	-							
Kalu, Joshua	1-0	-	-	-	1-0	-	-							

FUMBLES RECOVERED	NO	FS	WYO	ORE	NW	ILL	IND	PUR	WIS	OSU	MINN	MD	IOWA	B1G
Dzuris, Ross	1	-	1	-	-	-	-							

FORCED FUMBLES	NO	FS	WYO	ORE	NW	ILL	IND	PUR	WIS	OSU	MINN	MD	IOWA	B1G
Young II, Dedrick	1	-	1	-	-	-	-							
Akinmoladun, Freedom	1	-	-	1	-	-	-							

FUMBLE RETURNS	NO-YDS	FS	WYO	ORE	NW	ILL	IND	PUR	WIS	OSU	MINN	MD	IOWA	B1G
Dzuris, Ross	1-9	-	1-9	-	-	-	-							

Team Comparison

OPPONENT	SCORE	1ST DNS (RUN/PASS/PEN.)	RUSHING	PASSING	PASS YDS	TOTAL OFFENSE	RET YDS	T/O
FRESNO STATE	43-10	20/17 (15/2; 4/12; 1/3)	51-292/26-31	6-13-0/24-43-2	114/243	64-406/69-274	40/119	0/2
WYOMING	52-17	25/16 (5/5; 17/8; 3/3)	43-138/31-131	21-35-1/16-32-5	412/189	78-550/63-320	157/78	1/6
OREGON	35-32	26/20 (12/14; 10/5; 4/1)	47-228/47-336	17-35-0/14-23-0	200/146	82-428/70-482	82/109	1/0
at Northwestern	24-13	26/23 (12/9; 12/12; 2/2)	47-310/32-137	18-29-0/25-38-2	246/251	76-556/70-388	21/89	2/2
ILLINOIS	31-16	23/12 (9/4; 12/7; 2/1)	49-203/21-124	16-23-1/14-23-0	220/146	72-423/44-270	96/62	2/0
Indiana	27-22	17/18 (9/4; 8/12; 0/2)	45-152/30-88	10-26-2/24-39-2	208/245	71-360/69-333	116/128	2/2
Totals	212-110	137/106 (62/38; 63/56; 12/12)	282-1323/187-847	88-161-4/117-198-11	1400/1220	443-2723/385-2067	512/585	8/12

Note: Game totals are displayed in the format TEAM/OPPONENT for each category

OPPONENT	3RD DOWN	4TH DOWN	TIME POSS	MARGIN	YDS/RUSH	YDS/PASS	YDS/PLAY	PUNTING	PENALTIES
FRESNO STATE	5-11/5-15	1-1/1-2	31:53/28:07	3:46	5.7/1.2	8.8/5.7	6.3/4.0	5-29.0/6-35.0	7-80/6-29
WYOMING	8-14/2-10	0-2/1-2	33:07/26:53	6:14	3.2/4.2	11.8/5.9	7.1/5.1	3-31.3/3-43.3	7-93/5-42
OREGON	5-13/5-14	2-3/2-3	35:05/24:55	10:10	4.9/7.1	5.7/6.3	5.2/6.9	5-47.2/6-36.8	7-55/13-126
at Northwestern	7-14/5-14	1-1/0-2	35:23/24:37	10:46	6.6/4.3	8.5/6.6	7.3/5.5	5-38.6/6-40.5	4-60/4-36
ILLINOIS	10-14/2-9	1-1/0-1	38:01/21:59	16:02	4.1/5.9	9.6/6.3	5.9/6.1	0-0.0/4-41.5	3-35/7-48
Indiana	5-15/5-15	1-1/0-2	32:56/27:04	5:52	3.4/2.9	8.0/6.3	5.1/4.8	6-31.5/6-40.3	9-53/1-10
Totals	40-81/24-77	6-9/4-12	206:25/153:35	52:50	4.7/4.5	8.7/6.2	6.1/5.4	24-35.7/31-39.1	376/291

Note: Game totals are displayed in the format TEAM/OPPONENT for each category

Nebraska Red Zone Chart

NEBRASKA INSIDE OPPONENT RED-ZONE

DATE	OPPONENT	SCORE	TIMES IN RZ	TIMES SCORED	PTS	TOTAL TDS	RUSH TDS	PASS TDS	FGS MADE	----- FAILED TO SCORE INSIDE RZ -----					GAME
										FGA	DOWNS	INT	FUMB	HALF	
Sept. 3	Fresno State	W, 43-10	5	5	36	5	5	0	0	0	0	0	0	0	0
Sept. 10	Wyoming	W, 52-17	6	4	24	3	2	1	1	0	1	1	0	0	0
Sept. 17	Oregon	W, 35-32	3	2	14	2	1	1	0	0	0	0	1	0	0
* Sept. 24	at Northwestern	W, 24-13	5	4	24	3	2	1	1	0	0	0	1	0	0
* Oct. 1	Illinois	W, 31-16	5	4	24	3	2	1	1	0	0	0	1	0	0
* Oct. 15	at Indiana	W, 27-22	2	2	10	1	1	0	1	0	0	0	0	0	0
Totals			26	21	132	17	13	4	4	0	1	1	3	0	0
			21 of 26 (80.8%)												

OPPONENT INSIDE NEBRASKA RED-ZONE

DATE	OPPONENT	SCORE	TIMES IN RZ	TIMES SCORED	PTS	TOTAL TDS	RUSH TDS	PASS TDS	FGS MADE	----- FAILED TO SCORE INSIDE RZ -----					GAME
										FGA	DOWNS	INT	FUMB	HALF	
Sept. 3	Fresno State	W, 43-10	4	2	10	1	0	1	1	1	0	1	0	0	0
Sept. 10	Wyoming	W, 52-17	2	2	10	1	1	0	1	0	0	0	0	0	0
Sept. 17	Oregon	W, 35-32	3	3	20	3	3	0	0	0	0	0	0	0	0
* Sept. 24	at Northwestern	W, 24-13	1	0	0	0	0	0	0	1	0	0	0	0	0
* Oct. 1	Illinois	W, 31-16	2	2	6	0	0	0	2	0	0	0	0	0	0
* Oct. 15	at Indiana	W, 27-22	2	2	10	1	0	1	1	0	0	0	0	0	0
Totals			14	11	56	6	4	2	5	2	0	1	0	0	0
			11 of 14 (78.6%)												

LONG SEASON PLAYS (20 OR MORE YARDS)

	Husker Long Plays				Opponent Long Plays			
	Rush	Pass	Ret.	Total	Rush	Pass	Ret.	Total
Fresno State	1	2	1	4	0	2	3	5
Wyoming	0	7	4	11	3	2	0	5
Oregon	1	4	2	7	5	3	3	11
Northwestern	4	3	1	8	1	2	3	6
Illinois	1	4	3	8	2	2	2	6
Indiana	0	2	3	5	1	3	3	7
Totals	7	22	14	43	12	14	14	40

DRIVE SUPERLATIVES

	Nebraska	Opponent
Most Yards (Result)	97 vs. Wyoming (TD)	97 vs. Oregon (TD)
Most Plays (Result)	18 vs. Illinois (TD)	13 vs. Fresno State (Missed FG)
Most Time (Result)	10:42 vs. Illinois (TD)	5:45 vs. Fresno State (Missed FG)

NEBRASKA LONG PLAYS (43; 7 RUNS; 22 PASSES; 14 RETURNS)

Yards	Opponent	Play	Result
72	Indiana	Pass (Armstrong-Morgan)	Touchdown
63	Wyoming	Pass (Armstrong-Moore)	Touchdown
63	Illinois	Run (Newby)	Touchdown
59	Northwestern	Pass (Armstrong-Moore)	1st-Goal
57	Fresno State	Pass (Armstrong-Moore)	Touchdown
55	Wyoming	Pass (Armstrong-Westerkamp)	1st-10
49	Northwestern	Rush (Newby)	Turnover
45	Wyoming	KOR (Nelson)	1st-10
45	Oregon	PR (Pierson-El)	1st-10
45	Indiana	Pass (Armstrong-Reilly)	1st-10
39	Wyoming	Pass (Armstrong-Ozigbo)	1st-10
38	Wyoming	Pass (Armstrong-Reilly)	1st-Goal
37	Northwestern	Rush (Armstrong)	1st-Goal
37	Northwestern	Pass (Armstrong-Reilly)	1st-Goal
37	Illinois	Pass (Armstrong-Ozigbo)	1st-10
35	Wyoming	Pass (Fyfe-Rahn)	Touchdown
34	Oregon	Run (Armstrong)	Touchdown
34	Wyoming	Pass (Armstrong-Westerkamp)	Touchdown
33	Indiana	IR (Jones)	Touchdown
32	Fresno State	KOR (Bryant)	1st-10
32	Northwestern	Rush (Wilbon)	1st-10
30	Illinois	KOR (Bryant)	1st-10
28	Illinois	Pass (Armstrong-Westerkamp)	1st-10
28	Wyoming	Pass (Armstrong-Moore)	1st-10
27	Wyoming	IR (Jones)	1st-10
27	Northwestern	Pass (Armstrong-Carter)	1st-10
27	Illinois	PR (Pierson-El)	1st-10
24	Fresno State	Run (Moore)	1st-10
24	Wyoming	KOR (Bryant)	1st-10
24	Indiana	KOR (Bryant)	1st-10
24	Illinois	KOR (Nelson)	1st-10
23	Fresno State	Pass (Armstrong-Moore)	1st-10
23	Wyoming	IR (K. Williams)	Touchdown
22	Oregon	Pass (Armstrong-Westerkamp)	Touchdown
22	Oregon	Pass (Armstrong-Reimers)	Touchdown
21	Oregon	Pass (Armstrong-Carter)	1st-10
21	Indiana	KOR (Bryant)	1st-10
21	Oregon	KOR (Nelson)	1st-10
21	Northwestern	KOR (Bryant)	1st-10
21	Illinois	Pass (Armstrong-Westerkamp)	1st-10
21	Illinois	Pass (Armstrong-Newby)	1st-Goal
20	Northwestern	Rush (Armstrong)	1st-10
20	Oregon	Pass (Armstrong-Moore)	1st-10

OPPONENT LONG PLAYS (40; 12 RUNS; 14 PASSES; 14 RETURNS)

Yards	Opponent	Play	Result
50	Oregon	Run (Griffin)	Touchdown
46	Oregon	Run (Benoit)	1st-10
42	Wyoming	Run (Conway)	1st-10
42	Northwestern	Rush (Thorson)	Touchdown
41	Oregon	Run (Benoit)	Touchdown
39	Indiana	PR (Paige)	1st-10
36	Indiana	Pass (Lagow-Jones)	1st-Goal
35	Wyoming	Pass (Allen-Gentry)	Touchdown
35	Northwestern	KOR (Vault)	1st-10
34	Oregon	FR (Springs)	1st-10
33	Indiana	Rush (Redding)	Touchdown
32	Fresno State	Pass (Kline-Peck)	1st-10
32	Fresno State	KOR (Potts)	1st-10
31	Wyoming	Pass (Allen-Gentry)	1st-10
31	Illinois	Run (Foster)	Touchdown
31	Illinois	Run (Corbin)	1st-10
28	Wyoming	Run (Conway)	1st-10
27	Northwestern	KOR (Nagel)	1st-10
26	Illinois	Pass (Lunt-Echard)	1st-10
25	Illinois	Pass (Lunt-Turner)	1st-10
25	Illinois	KOR (Foster)	1st-10
25	Oregon	Pass (Prukop-Nelson)	1st-10
25	Fresno State	Pass (Kline-Peck)	1st-10
24	Illinois	IR (Mosley)	1st-10
24	Wyoming	Run (May)	1st-10
24	Indiana	Pass (Lagow-Paige)	1st-10
24	Northwestern	Pass (Thorson-Carr)	Touchdown
23	Northwestern	Pass (Thorson-Carr)	1st-10
23	Oregon	Pass (Prukop-Starford)	1st-Goal
23	Fresno State	KOR (Johnson)	1st-10
22	Oregon	Run (Prukop)	1st-10
22	Northwestern	KOR (Vault)	1st-10
22	Indiana	Pass (Lagow-Jones)	1st-10
21	Indiana	KOR (Williams)	1st-10
21	Indiana	KOR (Williams)	1st-10
21	Oregon	Pass (Prukop-Nelson)	1st-10
20	Fresno State	KOR (Johnson)	1st-10
20	Oregon	KOR (Nelson)	1st-10
20	Oregon	Run (Brooks-James)	Touchdown
20	Oregon	KOR (Nelson)	1st-10

GAME-OPENING DRIVES

Opponent	[---- Nebraska ----]			[---- Opponent ----]		
	Pts.	1st Dwn	Yds	Pts.	1st Dwn	Yds
Fresno State	0	0	7	0	3	46
Wyoming	0	2	19	0	0	7
Oregon	0	0	3	0	3	36
Northwestern	0	1	75	0	1	27
Illinois	7	5	75	0	1	19
Indiana	3	4	52	0	2	45

SECOND HALF-OPENING DRIVES

Opponent	[---- Nebraska ----]			[---- Opponent ----]		
	Pts.	1st Dwn	Yds	Pts.	1st Dwn	Yds
Fresno State	7	3	57	0	0	1
Wyoming	0	0	4	3	3	65
Oregon	7	4	75	0	0	3
Northwestern	7	3	80	0	3	40
Illinois	0	1	17	0	0	-4
Indiana	0	0	-1	0	1	9



SCORING DRIVES

Game	Scoring [---Time---			[--Plays--]			5 or less	1 or 0
	Drives	Total	Avg.	Total	Avg.			
Fresno State	6	21:11	3:31	46	7.67		2	0
Wyoming	8	16:37	2:04	39	4.88		4	3
Oregon	5	16:05	3:13	41	8.20		1	0
at Northwestern	4	14:38	3:39	34	8.50		1	0
Illinois	5	28:14	5:38	54	10.80		1	0
at Indiana	5	17:31	3:30	35	7.00		2	1
Season	33	114:16	3:27	249	7.55		11	4
Opponents	21	48:51	2:19	135	6.43		9	3

NEBRASKA SCORING DRIVES

Opponent	[----Drive-----]					
	Plays	Yds	Time	Score	Qtr./Time	Play
Fresno State	13	80	6:25	7-0	1st/0:43	Ozigbo 1-yd. run
Fresno State	4	38	1:27	14-0	2nd/12:34	Ozigbo 6-yd. run
Fresno State	9	58	4:03	21-10	3rd/9:59	Armstrong 9-yd. run
Fresno State	2	62	14:51	28-10	4th/14:51	Moore 57-yd. pass from Armstrong
Fresno State	8	63	4:17	36-10	4th/9:50	Armstrong 4-yd. run
Fresno State	10	67	4:03	43-10	4th/4:20	Bryant 3-yd. run
Wyoming	7	97	3:05	7-0	1st/6:12	Armstrong 7-yd. run
Wyoming	9	52	3:38	10-0	2nd/9:03	Brown 29-yd. FG
Wyoming	5	52	0:44	17-0	2nd/5:57	Moore 63-yd. from Armstrong
Wyoming	0	0	0:00	24-10	3rd/4:48	K. Williams 23-yd. interception return
Wyoming	8	76	3:17	31-17	4th/13:11	Westerkamp 34-yd. pass from Armstrong
Wyoming	1	1	0:04	38-17	4th/12:59	Ozigbo 1-yd. run
Wyoming	10	53	4:48	45-17	4th/7:28	Westerkamp 9-yd. pass from Armstrong
Wyoming	1	35	0:09	52-17	4th/5:15	Rahn 35-yd. pass from Armstrong
Oregon	8	55	2:53	7-8	1st/2:05	Westerkamp 22-yd. pass from Armstrong
Oregon	5	19	0:29	14-20	2nd/0:05	Westerkamp 3-yd. pass from Armstrong
Oregon	7	75	3:12	21-20	3rd/11:48	Reimers 22-yd. pass from Armstrong
Oregon	10	62	4:28	28-20	3rd/6:13	Ozigbo 7-yd. run
Oregon	11	80	5:03	35-32	4th/2:29	Armstrong 34-yd. run
Northwestern	13	74	5:47	3-0	2nd/13:40	Brown 23-yd. FG
Northwestern	2	63	0:42	10-7	2nd/1:41	Newby 4-yd. run
Northwestern	10	80	3:52	17-7	3rd/9:00	Carter 4-yd. pass from Armstrong
Northwestern	9	79	4:17	24-13	3rd/3:06	Westerkamp 10-yd. run
Illinois	13	75	6:37	1st/8:23	7-0	Armstrong 1 yd. run
Illinois	10	53	4:12	2nd/5:59	10-7	Brown 29-yd. FG
Illinois	18	75	10:42	4th/11:58	17-16	Newby 3-yd. run
Illinois	11	59	5:49	4th/4:32	24-16	Foster 6-yd. pass from Armstrong
Illinois	2	70	0:54	4th/2:03	31-16	Newby 63-yd. run
Indiana	12	52	5:14	1st/9:46	7-0	Brown 40-yd. FG
Indiana	6	64	2:21	1st/4:47	10-0	Newby 4-yd. run
Indiana	0	0	0:00	1st/4:43	17-0	Jones. 33-yd. interception return
Indiana	5	85	2:15	4th/9:57	24-15	Morgan 72-yd. pass from Armstrong
Indiana	15	60	7:41	4th/0:45	27-22	Brown 39-yd. FG

OPPONENT SCORING DRIVES

Opponent	[----Drive-----]					
	Plays	Yds	Time	Score	Qtr./Time	Play
Fresno State	7	32	2:37	7-14	2nd/5:38	Peck 7-yd. pass from Virgil
Fresno State	10	68	3:39	10-14	2nd/0:00	Kroening 26-yd. FG
Wyoming	5	52	0:44	7-17	2nd/0:08	Gentry 35-yd. pass from Allen
Wyoming	10	65	3:52	10-17	3rd/11:08	Roth 27-yd. FG
Wyoming	6	76	3:06	17-24	2nd/1:35	Hill 1-yd. run
Oregon	10	65	2:46	8-0	1st/8:19	Brooks-James 20-yd. run
Oregon	11	64	3:41	14-7	2nd/5:56	Brooks-James 2-yd. run
Oregon	1	50	0:09	20-7	2nd/2:30	Griffin 50-yd. run
Oregon	7	75	3:31	26-28	3rd/2:42	Benoit 41-yd. run
Oregon	10	97	2:54	32-28	4th/10:31	James-Brooks 1-yd. run
Northwestern	1	42	0:09	7-3	2nd/9:09	Thorson 42-yd. run
Northwestern	5	52	1:24	13-17	3rd/7:29	Carr 24-yd. pass from Thorson
Illinois	8	60	3:57	2nd/10:11	7-7	Foster 31-yd. run
Illinois	10	69	4:58	2nd/1:01	10-10	McLaughlin 24-yd FG
Illinois	3	21	0:28	2nd/0:00	13-10	McLaughlin 43-yd FG
Illinois	8	74	3:45	3rd/7:49	16-10	McLaughlin 33-yd FG
Indiana	0	0	0:00	2nd/12:29	2-17	Team Safety after blocked punt
Indiana	12	57	5:06	2nd/7:23	5-17	Oakes 36-yd. FG
Indiana	4	0	0:34	2nd/1:18	8-17	Oakes 45-yd. FG
Indiana	2	33	0:09	3rd/0:00	15-17	Redding 33-yd. run
Indiana	5	75	1:31	4th/8:26	22-24	Redding 4-yd. pass from Lagow

NEBRASKA POINTS OFF TURNOVERS

Game	TOs Gained	TDs	FG-FGA	Pts.	(NU Fumbles/Lost, INT)
Fresno State	2 (0/0 F/L, 2 INT)	1	0-0	7	0 (1/0 F/L, 0 INT)
Wyoming	6 (2/1 F/L, 5 INT)	4	0-0	28	1 (4/0 F/L, 1 INT)
Oregon	0 (1/0 F/L, 0 INT)	0	0-0	0	1 (3/1 F/L, 0 INT)
Northwestern	2 (0/0 F/L, 2 INT)	1	0-0	7	2 (2/2 F/L, 0 INT)
Illinois	0 (0/0 F/L, 0 INT)	0	0-0	0	2 (1/1 F/L, 1 INT)
Indiana	2 (0/0 F/L, 0 INT)	1	0-0	7	2 (0/0 F/L, 2 INT)

Nebraska	12 (3/1 F/L, 11 INT)	7	0-0	47	8 (11/4 F/L, 4 INT)
Opponent	8 (11/4 F/L, 4 INT)	1	3-3	15	12 (3/1 F/L, 11 INT)

STARTING FIELD POSITION*

	NU Avg. Start (yards/drives/in 20/past 50)	Opp. Avg. Start (yards/drives/in 20/past 50)	NU diff.
Fresno State	31.3 (376/12/1/1)	34.3 (412/12/1/3)	-3.0
Wyoming	38.8 (543/14/1/3)	27.1 (380/15/3/1)	11.7
Oregon	33.3 (433/13/1/1)	23.8 (309/13/4/1)	9.5
Northwestern	23.6 (307/13/2/0)	28.5 (342/12/1/1)	-4.9
Illinois	36.6 (329/9/1/2)	27.8 (250/9/2/1)	8.8
Indiana	27.1 (380/14/4/0)	30.1 (422/14/4/2)	-3.0

Totals	31.6 (2368/75/10/7)	28.2 (2115/75/15/9)	3.4
---------------	----------------------------	----------------------------	------------

*does not include drives with time of 0:00 (ie, defensive and special teams touchdowns, end of half turnovers, overtime, etc.)

PENALTY NUMBERS

	NU Pen.-Yds.	Opp. Pen.-Yds
Fresno State	7-80	6-29
Wyoming	7-93	5-42
Oregon	7-55	13-126
Northwestern	4-60	4-36
Illinois	3-35	7-48
Indiana	9-53	1-10

Totals (Avg/Penalty)	37-376 (10.2)	36-291 (8.1)
Avg/Game	6.2-62.7	6.0-48.5

Individual Career/Season Superlatives

SEASON AND CAREER, MOST PASSING YARDS

Player	2016	Career
Tommy Armstrong Jr.	377 vs. Wyoming	381 vs. USC, 2014
Ryker Fyfe	35 vs. Wyoming	407 at Purdue, 2015
De'Mornay Pierson-El		16 at Northwestern, 2014

*Indicates touchdown pass

SEASON AND CAREER, LONGEST PASS

2016	Career
72* at Indiana (Morgan)	99* vs. Georgia, 2013 (Enunwa)
35 vs. Wyoming (Rahn)	52 at Purdue (Reilly)
	16* at Northwestern (Armstrong)

SEASON AND CAREER, MOST RECEIVING YARDS

Player	2016	Career
Tommy Armstrong Jr.		16 at Northwestern, 2014
Christian Bailey		10 at Fresno State, 2014
Tre Bryant	-1 vs. Wyoming	Same
Cethan Carter	48 vs. Oregon	76 vs. Iowa, 2015
Sam Cotton	37 at Indiana	Same
Trey Foster	6 vs. Illinois	9 at Purdue, 2013; vs. BYU, 2015
Luke McNitt		6 vs. S. Alabama, 2015
Alonzo Moore	109 vs. Wyoming	Same
Stanley Morgan Jr.	93 at Indiana	Same
Terrell Newby	27 vs. Wyoming	38 vs. S. Alabama, 2015
Devine Ozigbo	39 vs. Wyoming	42 at Purdue, 2015
Gabe Rahn	35 vs. Wyoming	Same
Bryan Reimers	22 vs. Oregon	Same
De'Mornay Pierson-El	31 at Northwestern	134 vs. USC, 2014
Brandon Reilly	60 at Indiana	112 vs. Southern Miss, 2015
Jordan Westerkamp	105 vs. Wyoming	158 at Michigan State, 2014
Mikale Wilbon	13 vs. Illinois	28 vs. BYU, 2015

*Indicates touchdown scored

SEASON AND CAREER, LONGEST CATCH

2016	Career
	16* at Northwestern, 2014 (Pierson-El)
	10* at Fresno State, 2014 (Fyfe)
-1 vs. Wyoming (Armstrong)	Same
27 at Northwestern (Armstrong)	55 at Illinois, 2015 (Armstrong)
17 at Indiana (Armstrong)	23* at Fresno State, 2014 (Armstrong)
66* vs. Illinois (Armstrong)	9 at Purdue, '13 (Kellogg); 9* vs. BYU, '15 (Armstrong)
	6 vs. S. Alabama, 2015(Fyfe)
63* vs. Wyoming (Armstrong)	Same
72* at Indiana (Armstrong)	Same
21 vs. Illinois (Armstrong)	30 vs. S. Alabama, 2015 (Armstrong)
39 vs. Wyoming (Armstrong)	30 at Purdue, 2015 (Fyfe)
35* vs. Wyoming (Fyfe)	Same
22* vs. Oregon (Armstrong)	Same
12 at Northwestern (Armstrong)	46 at Northwestern, 2014 (Armstrong)
45 at Indiana (Armstrong)	52 at Purdue, 2015 (Fyfe)
55 vs. Wyoming (Armstrong)	70* at Fresno State, 2014 (Armstrong)
13 vs. Illinois (Armstrong)	14 vs. BYU, 2015 (Armstrong)

SEASON AND CAREER, MOST RUSHING YARDS

Player	2016	Career
Tommy Armstrong Jr.	133 at Northwestern	Same
Tre Bryant	37 vs. Wyoming	Same
Cethan Carter	16 at Northwestern	32* at Rutgers
Ryker Fyfe	5 vs. Fresno State	29 vs. Florida Atlantic, 2014
Caleb Lightbourn	4 vs. Wyoming	Same
Alonzo Moore	34 vs. Fresno State	Same
Graham Nabity		14 vs. South Dakota State, 2013
Jordan Nelson		35 vs. Illinois, 2014
Terrell Newby	140 vs. Illinois	198 vs. S. Alabama, 2015
Devine Ozigbo	103 vs. Fresno State	Same
De'Mornay Pierson-El	6 at Indiana	10 at Iowa, 2014
Brandon Reilly	12 vs. Wyoming	20 at Purdue, 2015
Jordan Westerkamp	10 at Northwestern	Same
Mikale Wilbon	55 at Northwestern	Same

*Indicates touchdown scored

SEASON AND CAREER, LONGEST RUN

2016	Career
37 at Northwestern	42 vs. McNeese State, 2014
13 vs. Fresno State	Same
16 at Northwestern	32* at Rutgers, 2015
5 vs. Fresno State	15 vs. Florida Atlantic, 2014
4 vs. Wyoming	Same
24 vs. Fresno State	Same
	6 vs. Southern Miss; vs. SDSU, 2013
	18 vs. Illinois, 2014
63* vs. Illinois	69* at Minnesota, 2015
17 vs. Fresno State	31 at Illinois, 2015
5 vs. Wyoming; at Indiana	6 at Iowa, 2014
12 vs. Wyoming	20 at Purdue, 2015
10* at Northwestern	Same
32 at Northwestern	Same

SEASON AND CAREER, MOST TACKLES, TFLS AND SACKS

Player	Tackles (2016)	Career	TFL (2016)	Career	Sacks (2016)	Career
Freedom Akinmoladun	5 vs. Oregon	6 at Miami, 2015	1 vs. Oregon; Illinois	1 vs. S. Alabama, 2015; USM, 2015	1.0 vs. Oregon; Illinois	2.0 vs. Southern Miss
Josh Banderas	11 at Indiana	14 vs. USC, 2014	1 vs. Oregon; at Indiana	2 3x, last at Rutgers, 2015		1 vs. UCLA, 2013 at Purdue, 2013
Mohamed Barry	1 3x, last vs. Oregon	Same		Same		Same
Alex Davis	1 vs. Fresno State	Same		Same		Same
Carlos Davis	5 vs. Wyoming	Same		Same		Same
Khalil Davis	2 vs. Wyoming	Same	2 vs. Wyoming	Same		Same
Jolo Domann	1 3x, last at Indiana	Same		Same		Same
Ross Dzuris	5 vs. Oregon	5 at Purdue, 2015; vs. Oregon, 2015	3 vs. Fresno State	Same	2.0 vs. Fresno State	Same
Tyrin Ferguson		1 3x, last at Minnesota, 2015		Same		Same
Nathan Gerry	9 vs. Oregon	15 at Iowa, 2014	2 3x, at Indiana	3 at Iowa, 2014	0.5 at Northwestern	1.0 vs. Northwestern, 2015
Luke Gifford		4 vs. S. Alabama, 2015		1 vs. S. Alabama, 2015		Same
Sam Hahn	1 vs. Fresno State	Same		Same		Same
Charles Jackson		3 vs. Wyoming, 2013		Same		Same
Lamar Jackson	6 vs. Fresno State	Same	2 vs. Fresno State	Same	1 vs. Fresno State	Same
Chris Jones	6 vs. Oregon	Same	2 at Northwestern	Same	1.0 at Northwestern	1.0 vs. Southern Miss, 2015; at NW, 2016
Boaz Joseph	1 vs. Wyoming; vs. Oregon	1 6x, last vs. Oregon, 2016		Same		Same
Joshua Kalu	7 3x, last at Indiana	9 vs. BYU; vs. Wisconsin, 2015	1 vs. Fresno State	2 vs. BYU, 2015	1 vs. Fresno State	1.0 vs. So. Miss, 2015; Fresno St., 2016
Sedrick King	1 vs. Fresno State; vs. Wyoming	Same		Same		Same
Luke McNitt	2 vs. Fresno State	Same		Same		Same
Kevin Maurice	4 at Indiana	8 at Illinois, 2015	2 at Northwestern	2 vs. Purdue, 2014; at NW, 2016	2.0 at Northwestern	Same
A.J. Natter	1 vs. Fresno State	1 3x, last vs. Fresno State		Same		Same
DaiShon Neal	1 at Northwestern	Same		Same		Same
Marcus Newby	4 vs. Wyoming	8 vs. Michigan State, 2015	1 at Indiana	1 7x, last at Indiana, 2015	1.0 at Indiana	1 3x, last at Indiana, 2016
Graham Nabity	1 vs. Fresno State	Same		Same		Same
Jordan Nelson	1 vs. Fresno State	Same		Same		Same
Logan Rath		4 vs. Florida Atlantic, 2014		1 vs. Florida Atlantic, 2014		Same
Antonio Reed	3 at Northwestern	Same		Same		Same
Michael Rose-Ivey	6 vs. Oregon; Illinois	17 vs. Iowa, 2013	1 5x, at Indiana	4 vs. Iowa, 2013	0.5 vs. Wyoming	Same
Brad Simpson	1 3x, last at Indiana	1 4x, last vs. Wyoming, 2016		Same		Same
Mick Stoltenberg	2 3x, last vs. Illinois	Same	2 at Northwestern	2 at Northwestern	0.5 at Northwestern	1.0 vs. S. Alabama, 2015
Aaron Williams	7 at Northwestern	7 at Purdue, 2015; at NW, 2016	1 3x, last at Indiana	1 5x, last at Indiana	1.0 at Indiana	Same
Kieron Williams	10 at Indiana	Same	1 vs. Fresno State; at Indiana	1 3x, last at Indiana, 2016		Same
Chris Weber	3 vs. Fresno State; vs. Wyoming	17 at Illinois, 2015		3 at Illinois, 2015		Same
Dedrick Young	7 at Northwestern	11 at Illinois, 2015	2 at Indiana	2 at Illinois, 2015; at Indiana, 2016	1.0 at Indiana	Same

Nebraska Statistical Highs and Lows

NEBRASKA TOTALS	HIGHS	LOWS
Points Scored	52 vs. Wyoming	24 at Northwestern
First Downs	26 vs. Oregon; at Northwestern	18 at Indiana
Rushing Attempts	51 vs. Fresno State	43 vs. Wyoming
Rushing Yards	310 at Northwestern	138 vs. Wyoming
Passes Attempted	35 vs. Wyoming; vs. Oregon	13 vs. Fresno State
Passes Completed	21 vs. Wyoming	6 vs. Fresno State
Had Intercepted	2 at Indiana	0 vs. Fresno State; vs. Oregon
Passing Yards	412 vs. Wyoming	114 vs. Fresno State
Total Plays	82 vs. Oregon	64 vs. Fresno State
Total Yards	556 at Northwestern	360 at Indiana
Possession Time	38:01 vs. Illinois	31:53 vs. Fresno State
Fumbles	4 vs. Wyoming	0 at Indiana
Fumbles Lost	2 at Northwestern	0 vs. Fresno State; vs. Wyoming; at Indiana
Turnovers	2 at Northwestern, vs. Illinois; at Indiana	0 vs. Fresno State; vs. Wyoming
Turnover Margin	+5 vs. Wyoming	-1 vs. Oregon
Penalties	9 at Indiana	3 vs. Illinois
Yards Penalized	93 vs. Wyoming	35 vs. Illinois
Sacks By-Yards Lost	4-21 vs. Fresno State; 4-17 at Northwestern	1-7 vs. Wyoming; 1-5 vs. Oregon; 1-9 vs. Illinois
Team Tackles for Loss-Yards	9-23 at Northwestern	4-11 vs. Oregon

OPPONENT TOTALS	HIGHS	LOWS
Points Scored	32 vs. Oregon	10 vs. Fresno State
First Downs	23 at Northwestern	12 vs. Illinois
Rushing Attempts	47 vs. Oregon	21 vs. Illinois
Rushing Yards	336 vs. Oregon	31 vs. Fresno State
Passes Attempted	43 vs. Fresno State	23 vs. Oregon; vs. Illinois
Passes Completed	25 at Northwestern	14 vs. Oregon; vs. Illinois
Had Intercepted	5 vs. Wyoming	0 vs. Oregon; vs. Illinois
Passing Yards	251 at Northwestern	146 vs. Oregon; vs. Illinois
Total Plays	70 vs. Oregon; at Northwestern	44 vs. Illinois
Total Yards	482 vs. Oregon	270 vs. Illinois
Possession Time	28:07 vs. Fresno State	21:59 vs. Illinois
Fumbles	2 vs. Wyoming	0 vs. Fresno State; at Northwestern; vs. Illinois; at Indiana
Fumbles Lost	1 vs. Wyoming	0 vs. Fresno State; vs. Oregon; vs. Illinois; at Indiana
Turnovers	6 vs. Wyoming	0 vs. Illinois
Turnover Margin	+2 vs. Illinois	-5 vs. Wyoming
Penalties	13 vs. Oregon	1 at Indiana
Yards Penalized	126 vs. Oregon	10 at Indiana
Sacks By-Yards Lost	2-19 vs. Wyoming	0-0 vs. Fresno State; at Northwestern; 0-0 vs. Illinois
Team Tackles for Loss-Yards	7-14 vs. Illinois	1-7 vs. Fresno State

NEBRASKA INDIVIDUAL HIGHS

Most Rushing Attempts.....	27; Terrell Newby vs. Illinois
Most Net Rushing Yards.....	140; Terrell Newby vs. Illinois
Most Rushing TDs.....	2; Tommy Armstrong Jr. vs. Fresno State; Devine Ozigbo vs. Fresno State; Terrell Newby vs. Illinois
Longest TD Run.....	63; Terrell Newby vs. Illinois
Longest Run, No TD.....	49; Terrell Newby at Northwestern
Most Pass Attempts.....	34; Tommy Armstrong vs. Wyoming
Most Completed Passes.....	20; Tommy Armstrong vs. Wyoming
Most Passing Yards.....	377; Tommy Armstrong vs. Wyoming
Most Passing TDs.....	3; Tommy Armstrong vs. Wyoming; vs. Oregon
Longest TD Pass.....	72; Tommy Armstrong Jr. to Stanley Morgan vs. Indiana
Longest Pass, No TD.....	59; Tommy Armstrong Jr. to Alonzo Moore at Northwestern
Most Pass Receptions.....	5; Cethan Carter vs. Oregon
Most Receiving Yards.....	109; Alonzo Moore vs. Wyoming
Most TD Receptions.....	2; Jordan Westerkamp vs. Wyoming, vs. Oregon
Most Total Offense Attempts.....	49; Tommy Armstrong Jr. vs. Oregon (16 rush, 33 passes)
Most Total Offense Yards.....	389; Tommy Armstrong Jr. vs. Wyoming (12 rush, 377 pass)
Most All-Purpose Attempts.....	28; Terrell Newby vs. Illinois (27 rushes, 1 reception)
Most All-Purpose Yards.....	166; Terrell Newby at Northwestern
Most Touchdowns Scored.....	2; Tommy Armstrong Jr. vs. Fresno State; Devine Ozigbo vs. Fresno State; Jordan Westerkamp vs. Wyoming, vs. Oregon; Terrell Newby vs. Illinois
Most Field Goals Attempted.....	2; Drew Brown vs. Indiana
Most Field Goals Made.....	2; Drew Brown vs. Indiana
Longest Field Goal Made.....	40; Drew Brown vs. Indiana
Longest Field Goal Attempted.....	56; Drew Brown vs. Illinois
Most Interceptions.....	2; Nathan Gerry vs. Wyoming
Longest Interception TD Return.....	33; Chris Jones vs. Indiana
Longest Interception Return, No TD.....	27; Chris Jones vs. Wyoming
Longest Fumble TD Return.....	None
Longest Fumble Return, No TD.....	9; Ross Dzuris vs. Wyoming
Longest Punt Return, TD.....	None
Longest Punt Return, No TD.....	45; De'Mornay Pierson-El vs. Oregon
Most Punt Return Yardage.....	42; De'Mornay Pierson-El vs. Oregon; vs. Illinois
Longest Kickoff Return, TD.....	None
Longest Kickoff Return, No TD.....	45; Jordan Nelson vs. Wyoming
Longest Blocked Punt, TD.....	None
Longest Blocked Field Goal Return.....	None
Most Kickoff Return Yardage.....	62; Tre Bryant vs. Indiana
Most Punts.....	5; Caleb Lightbourn vs. Oregon (47.2 avg); at Northwestern (38.6 avg.); vs. Indiana (37.8 avg)
Highest Punting Average.....	47.2; Caleb Lightbourn vs. Oregon (5 punts)
Longest Punt.....	58; Caleb Lightbourn vs. Oregon

Nebraska Statistical Highs and Lows

NEBRASKA INDIVIDUAL HIGHS...(CONTINUED)

Most Total Tackles.....	10; Kieron Williams vs. Fresno State (6 solo, 4 asst.); vs. Indiana (10 solo; 0 asst.)
Most Solo Tackles.....	10; Kieron Williams vs. Indiana
Most Tackles for Loss	3; Ross Dzuris vs. Fresno State (6 yards)
Most Yards Lost.....	14; Lamar Jackson vs. Fresno State (2 TFL)
Most Quarterback Sacks.....	2; Ross Dzuris vs. Fresno State (4 yards); Kevin Maurice (12 yards)
Most Yards Lost.....	13; Aaron Williams vs. Indiana (1.0 sack)
Most Pass Breakups	2; Nathan Gerry at Northwestern; Chris Jones at Northwestern, vs. Indiana
Most Blocked Field Goals	None
Most Blocked Punts.....	None
Most Blocked PAT	None

OPPONENT INDIVIDUAL HIGHS

Most Yards Rushing	100; Kani Benoit (Oregon)
Most Rushing Attempts.....	20; Dakota Prukop (Oregon); Justin Jackson (Northwestern)
Most Yards Passing.....	249; Clayton Thorson (Northwestern)
Most Passing Attempts.....	37; Clayton Thorson (Northwestern)
Most Pass Completions	24; Clayton Thorson (Northwestern)
Most Pass Receptions.....	9; Aaron Peck (Fresno State); Mitchell Paige (Indiana)
Most Yards Receiving.....	124; Tanner Gentry (Wyoming)

OPPONENT INDIVIDUAL LONGEST PLAYS

Rush.....	50; Taj Griffin (Oregon)
Pass.....	36; Richard Lagow to Ricky Jones (Indiana)
Field Goal.....	45; Griffin Oakes (Indiana)
Punt Return	39; Mitchell Paige (Indiana)
Kickoff Return.....	35; Solomon Vault (Northwestern)
Fumble Return.....	34; Arriion Springs (Oregon)
Interception Return.....	13; Andrew Wingard (Wyoming)
Punt.....	57; Ethan Wood (Wyoming)

Nebraska Starting Lineups

HUSKER OFFENSIVE STARTERS GAME-BY-GAME

Opponent	WR	WR	TE	RT	RG	C	LG	LT	QB	IB	FB	PK
Fresno State	Moore	Morgan	Carter	Knevel	Farmer	Utter	Hahn	Gates	Armstrong Jr.	T. Newby	Cotton ^A	D. Brown
Wyoming	Moore	Reilly	Carter	Knevel	Farmer	Utter	Hahn	Gates	Armstrong Jr.	Ozigbo	Cotton ^{&}	D. Brown
Oregon	Reimers	Pierson-El	Carter	Knevel	Farmer	Utter	Hahn	Gates	Armstrong Jr.	Newby	McNitt	D. Brown
Northwestern	Moore	Morgan	Carter	Knevel	Farmer	Utter	Hahn	Gates	Armstrong Jr.	Newby	Cotton ^A	D. Brown
Illinois	Pierson-El	Morgan	Carter	Knevel	Whitaker	Utter	Hahn	Gates	Armstrong Jr.	Newby	Cotton ^A	D. Brown
Indiana	Reilly	Morgan	Cotton	Knevel	Farmer	Utter	Hahn	Gates	Armstrong Jr.	Newby	Pierson-El [#]	D. Brown

#-opened in three wide receiver formation; %-NU opened in a four-receiver set (three receivers and a tight end); ^-NU opened in two tight end set; \$-NU opened in four receiver set (no tight end); &-NU opened in three tight end set.

HUSKER DEFENSIVE STARTERS GAME-BY-GAME

Opponent	DE	DT	DT	DE	LB	LB	LB	LCB	FS	SS	RCB	P
Fresno State	Dzuris	Stoltenberg	Maurice	Akinmoladun	M. Newby	Banderas	Young II	Kalu	K. Williams	A. Williams	Jones	Lightbourn
Wyoming	Dzuris	C. Davis	Maurice	Akinmoladun	M. Newby	Banderas	Young II	Kalu	K. Williams	Gerry	Jones	Lightbourn
Oregon	Dzuris	C. Davis	Maurice	Akinmoladun	A. Williams*	Banderas	Young II	Kalu	K. Williams	Gerry	Jones	Lightbourn
Northwestern	Dzuris	C. Davis	Maurice	Akinmoladun	A. Williams*	Rose Ivey	Young II	Kalu	K. Williams	Gerry	Jones	Lightbourn
Illinois	Dzuris	C. Davis	Maurice	Akinmoladun	Rose-Ivy	Banderas	Young II	Kalu	K. Williams	Gerry	Jones	-
Indiana	Dzuris	Stoltenberg	Maurice	Akinmoladun	A. Williams*	Banderas	Young II	Kalu	K. Williams	Gerry	Jones	Lightbourn

* - NU opened with nickel package # - NU opened with dime packages; %-NU opened with five defensive linemen; @-NU opened with three safeties; !-NU opened with 3 defensive ends

Overall Participation

PLAYER (GAMES):

Armstrong Jr., Tommy (6/6); Akinmoladun, Freedom (6/5); Anderson, Avery (2/-); Bailey, Christian (6/-); Banderas, Josh (6/5); Barnett, Jalin (5/-); Barry, Mohamed (6/-); Brown, Drew (6/-); Bryant, Tre (6/-); Carter, Cethan (5/5); Conrad, Cole (6/-); Cotton, Sam (6/5); Darlington, Zack (6/-); Davis, Alex (5/-); Davis, Carlos (6/4); Davis, Khalil (5/-); Decker, Michael (6/-); Domann, JoJo (6/-); Dzuris, Ross (6/6); Farmer, Tanner (5/5); Foster, Trey (6/1); Fyfe, Ryker (3/-); Gates, Nick (6/6); Gaylord, Christian (6/-); Gerry, Nathan (5/5); Gifford, Luke (3/-); Hahn, Sam (6/6); Hannon, Zach (1/-); Hoppes, Tyler (6/-); Jackson, Lamar (5/-); Johnson Jr., Dwayne (2/-); Jones, Chris (6/6); Jordan, Harrison (1/-); Joseph, Boaz (6/-); Kalu, Joshua (6/6); Ketter, Connor (5/-); King, Sedrick (4/-); Knevel, David (6/6); Lee Jr., Eric (5/-); Lightbourn, Caleb (5/-); Lindsay, Spencer (2/-); Maurice, Kevin (6/6); Mazur, Wyatt (1/-); McNitt, Luke (6/1); Moore, Alonzo (5/2); Morgan Jr., Stanley (6/4); Nabity, Graham (6/-); Natter, A.J. (3/-); Neal, DaiShon (5/-); Nelson, Jordan (6/-); Newby, Marcus (6/2); Newby, Terrell (6/5); Ober, Jordan (6/-); Ozigbo, Devine (6/1); Paiinter, Robby (1/-); Pierson-El, De'Mornay (6/3); Rahn, Gabe (2/-); Rath, Logan (3/-); Reed, Antonio (5/-); Reilly, Brandon (4/2); Reimers, Bryan (6/1); Rose-Ivey, Michael (6/2); Simpson, Brad (6/-); Stoltenberg, Mick (5/2); Taylor, Adam (4/-); Utter, Dylan (6/6); Weber, Chris (6/-); Westerkamp, Jordan (5/-);Whitaker, Corey (6/1); Wilbon, Mikale (4/-); Williams, Aaron (6/4); Williams, Kieron (6/6); Young II, Dedrick (6/6)

Game 1 | Nebraska 43, Fresno St. 10

Game 2 | Nebraska 52, Wyoming 17

SCORE BY QUARTERS	1	2	3	4	FINAL
Fresno State	0	10	0	0	10
Nebraska	7	7	7	22	43

SCORE BY QUARTERS	1	2	3	4	FINAL
Wyoming	0	7	10	0	17
Nebraska	7	10	7	28	52

Lincoln (Sept. 3) --- On an emotional night for the Husker football program, Nebraska honored Sam Foltz in a 43-10 victory over Fresno State in the season opener.



On Nebraska's first series of the season, NU went three-and-out and was forced to punt, and lined up without a punter, as they honored Foltz, Nebraska's 2015 Big Ten Punter of the Year who died in a car crash in July. The sellout crowd of 90,013 roared as the play clock expired and Fresno State players applauded the Husker tribute, and declined the delay of game penalty.

Tommy Armstrong and Devine Ozigbo rushed for two touchdowns apiece, as Nebraska took control in the second half to give Mike Riley his 100th collegiate win.

Devine posted his first career 100-yard game, finishing with 103 yards on 17 carries, including first-half touchdown runs of 1 and 6 yards, while Armstrong scored twice in the second half and connected with Alonzo Moore on a 57-yard touchdown pass. The Huskers outscored the Bulldogs 29-0 in the second half. Armstrong rushed for 42 yards on 11 carries while also throwing for 108 yards and a TD. Moore was the biggest beneficiary, hauling in three passes for 92 yards while rushing for 34 yards on two carries.

Leading 14-10 at halftime, Nebraska's defense took over, forcing a three-and-out. The Huskers went 57 yards in nine plays, capped by Armstrong's nine-yard scoring run, to push their edge to 21-10 on the opening drive of the half. The Blackshirts, who forced a trio of 3-and-outs in the second half, set up the Huskers' next score after a Kieron Williams interception. Two plays later Armstrong hit Moore in stride for a 57-yard scoring strike to give NU a 28-10 lead on the first play of the fourth quarter.

Williams totaled a career-high 10 tackles for the Huskers, while Ross Dzuris had a pair of sacks, as Nebraska limited Fresno State to just 128 second-half yards with 71 of those coming on the final drive after NU built a 43-10 cushion late in the fourth quarter.

SCORING SUMMARY

QTR	TIME	TEAM	SCORE
1st	00:43	NEB	Ozigbo, Devine 1 yd run (Brown kick)
2nd	12:34	NEB	Ozigbo, Devine 6 yd run (Brown kick)
2nd	05:38	FS	Peck 7 yd pass from Virgil (Kroening kick)
2nd	00:00	FS	Kroening, Kody 26 yd field goal
3rd	09:59	NEB	Armstrong 9 yd run (Brown kick)
4th	14:51	NEB	Moore 57 yd pass from Armstrong (Brown kick)
4th	09:50	NEB	Armstrong 4 yd run (Darlington rush)
4th	04:20	NEB	Bryant 3 yd run (Lindsay kick)

TEAM STATISTICS

	FSU	NEB
FIRST DOWNS	17	20
RUSHES-YARDS (NET)	26-31	51-292
PASSING YDS (NET)	243	114
Passes Att-Comp-Int	43-24-2	13-6-0
TOTAL OFFENSE PLAYS-YARDS	69-274	64-406
Fumble Returns-Yards	0-0	0-0
Punt Returns-Yards	2-17	0-0
Kickoff Returns-Yards	5-102	1-32
Interception Returns-Yards	0-0	2-8
Punts (Number-Avg)	6-35.0	5-29.0
Fumbles-Lost	0-0	1-0
Penalties-Yards	6-29	7-80
Possession Time	28:07	31:53
Third-Down Conversions	5 of 15	5 of 11
Fourth-Down Conversions	1 of 2	1 of 1
Red-Zone Scores-Chances	2-4	5-5
Sacks By: Number-Yards	0-0	4-21

RUSHING: FS- James, Dontel 12-20; Kline, Zach 1-11; Green, Treyvon 1-3; Jordan, Jamire 1-1; O'Neal, Dejonete 4-0; Johnson, KeeSean 1-minus-1; Virgil, Chason 6-minus-3;

Nebraska-Ozigbo, Devine 17-103; Newby, Terrell 11-56; Armstrong Jr., Tommy 11-42; Bryant, Tre 5-36; Moore, Alonzo 2-34; Wilbon, Mikale 1-16; Westerkamp, Jordan 1-9; Fyfe, Ryker 1-5; TEAM 1-minus-2; Pierson-El, De'Mornay 1-minus-7

PASSING: FS- Virgil, Chason 17-32-1-133-1; Kline, Zach 7-11-1-110-0. **Nebraska**-Armstrong Jr., Tommy 5-10-0-108-1; Fyfe, Ryker 1-3-0-6-0.

RECEIVING: FS- Peck, Aaron 9-112; Johnson, KeeSean 8-61; Jordan, Jamire 5-52; Olsen, Chad 2-18. **Nebraska**-Moore, Alonzo 3-92; Morgan Jr., Stanley 1-11; Westerkamp, Jordan 1-6; Ozigbo, Devine 1-5

INTERCEPTIONS: FS- None. **Nebraska**-Williams, Kieron 1-8; Jones, Chris, 1-0

FUMBLES: FS- None. **Nebraska**-Pierson-El, De'Mornay 1-0

SACKS (Sacks-Yds): FS- None. **Nebraska**- Dzuris, Ross 2-4; Jackson, Lamar 1-11; Kalu, Joshua 1-6

TACKLE LEADER (UA-A): FS-Camilli, Jeff 3-7. **Nebraska**-Williams, Kieron 6-4

Lincoln (Sept. 10) --- Tommy Armstrong Jr. threw three touchdown passes to become NU's career leader and ran for another score, as the Huskers soared to a 52-17 win over Wyoming.

For the second straight week, Nebraska got off to a fast start, jumping out to a 17-0 lead and finished with a flourish.

After Wyoming cut the Husker lead to 24-17 heading into the fourth quarter, the Big Red erupted, outscoring the Cowboys 28-0 over the next 10 minutes, starting with Armstrong's 34-yard scoring strike to senior wide receiver Jordan Westerkamp.

The Cowboys then let the game get out of hand. On their first play from scrimmage on the ensuing drive, quarterback Josh Allen threw a screen pass behind running back Brian Hill. Ross Dzuris scooped up the backward lateral and rumbled to the one-yard line, setting up a one-yard Devine Ozigbo run to push the Big Red's lead to 38-17 with 12:59 left.

On Wyoming's next drive, Nathan Gerry intercepted Nebraska's third pass of the half, which set up a nine-yard touchdown pass to Westerkamp. The TD pass was Armstrong's 57th of his career, breaking the record of 56 by Taylor Martinez. Armstrong finished his record-setting day by completing 20-of-34 passes for 377 yards and three scores. On the ensuing drive, Chris Jones intercepted another Allen pass and returned it to the Wyoming 35. One play later, Ryker Fyfe hit Gabe Rahn with a 35-yard scoring strike to make it 52-17.

While Armstrong and the offense amassed 550 total yards, the Blackshirts set the tone for the second half by forcing six turnovers including five interceptions. The Husker defense surrendered 320 total yards, including just 131 on the ground.

The first interception of the game for the Blackshirts came from Aaron Williams, which thwarted Wyoming's second drive of the second half after the Cowboys had cut NU's lead to 17-10 with a field goal on the opening drive of the half. On the Cowboys' next possession, the Huskers pushed the lead back to 14, as Kieron Williams intercepted another Allen pass and returned it 23 yards for a score.

SCORING SUMMARY

QTR	TIME	TEAM	SCORE
1st	06:12	NEB	Armstrong Jr. 7 yd run (Brown kick)
2nd	09:03	NEB	Brown 29 yd field goal
2nd	05:57	NEB	Moore 63 yd pass from Armstrong (Brown kick)
2nd	00:08	WY	Gentry 35 yd pass from Allen (Rothe kick)
3rd	11:08	WY	Rothe 7 yd field goal
3rd	04:48	NEB	Williams 23 yd interception return (Brown kick)
3rd	01:35	WY	Hill 1 yd run (Rothe kick)
4th	13:11	NEB	Westerkamp 34 yd pass from Armstrong (Brown kick)
4th	12:59	NEB	Ozigbo 1 yd run (Brown kick)
4th	07:28	NEB	Westerkamp 9 yd pass from Armstrong (Brown kick)
4th	05:15	NEB	Rahn 35 yd pass from Fyfe (Brown kick)

TEAM STATISTICS

	WYO	NEB
FIRST DOWNS	16	25
RUSHES-YARDS (NET)	31-131	43-138
PASSING YDS (NET)	189	412
Passes Att-Comp-Int	32-16-5	35-21-1
TOTAL OFFENSE PLAYS-YARDS	63-320	78-550
Fumble Returns-Yards	0-0	1-9
Punt Returns-Yards	1-25	0-0
Kickoff Returns-Yards	2-40	3-86
Interception Returns-Yards	1-13	5-62
Punts (Number-Avg)	3-43.3	3-31.3
Fumbles-Lost	2-1	4-0
Penalties-Yards	5-42	7-93
Possession Time	26:53	33:07
Third-Down Conversions	2 of 10	8 of 14
Fourth-Down Conversions	1 of 2	0 of 2
Red-Zone Scores-Chances	2-2	4-6
Sacks By: Number-Yards	2-19	1-7

RUSHING: Wyo-Conway, Austin 3-70; Hill, Brian 17-49; Allen, Josh 7-7; Wick, Shaun 3-3; Hollister, Jacob 1-2; **Nebraska**-Ozigbo, Devine 15-44; Bryant, Tre 7-34; Newby, Terrell 4-20; Armstrong Jr., Tommy 12-12; Reilly, Brandon 1-12; Carter, Cethan 1-9; Pierson-El, De'Mornay 1-5; Lighbourn, Caleb 1-4; TEAM 1-minus-2.

PASSING: Wyo- Allen, Josh 16-32-5-189-1; **Nebraska**-Armstrong, Tommy 20-34-1-377-3; Fyfe, Ryker 1-1-0-35-1.

RECEIVING: Wyo-Gentry, Tanner 7-124; Maulhardt, Jake 4-22; Hollister, Jacob 3-20; Ellis, Jordan 1-15; Parker, Joseph 1-8. **Nebraska**-Westerkamp, Jordan 4-105; Newby, Terrell 4-27; Moore, Alonzo 3-109; Reilly, Brandon 2-52; Carter, Cethan 2-20; Morgan Jr., Stanley 2-17; Ozigbo, Devine 1-39; Rahn, Gabe 1-35; Pierson-El, De'Mornay 1-9; Bryant, Tre 1-minus-1

INTERCEPTIONS: Wyo- Wingard, Andrew 1-13. **Nebraska**-Williams, Kieron 1-23; Gerry, Nathan 2-8; Jones, Chris 1-27; Williams, Aaron 1-4.

FUMBLES: Wyo- Allen, Josh 2-1. **Nebraska**-Nebraska-Armstrong, Tommy 3-0; Bryant, Tre 1-0.

SACKS (Sacks-Yds): Wyo- May, D.J. 1-8; Granderson, Carl 1-11. **Nebraska**- Dzuris, Ross 0.5-3; Rose-Ivey, Michael 0.5-4

TACKLE LEADER (UA-A): Wyo-Wingard, Andrew 6-7. **Nebraska**-Gerry, Nathan 4-3; Banderas, Josh 2-5

Game 3 | Nebraska 35, No. 22 Oregon 32

SCORE BY QUARTERS	1	2	3	4	FINAL
Oregon	8	12	6	6	32
Nebraska	7	7	14	7	35

Lincoln (Sept. 17) -- Tommy Armstrong Jr. threw for 200 yards and three TDs, while his 34-yard draw play scored the go-ahead touchdown, lifting Nebraska to a 35-32 win over No. 22 Oregon.

Armstrong's gutsy performance included completing 17-for-33 for 200 yards and three scores while running 16 times for 95 yards and a touchdown. Nebraska posted its first win in non-conference action against a ranked opponent since 2001.

After Oregon took a 32-28 lead with 10:31 remaining, the Huskers went 80 yards on 11 plays to regain the lead. Nebraska was facing a 4th-and-9 at its 48 with less than four minutes remaining when Armstrong found Westerkamp for 14 yards to keep the chains moving. Two plays later, the senior quarterback sprinted 34 yards to give the Huskers the lead for good with 2:29 left.

Oregon had one last drive and got the ball to midfield before the Husker defense stiffened. On 3rd-and-20, Freedom Akinmoladun forced a fumble which Oregon recovered at the NU 48. The Ducks had one last chance, but Michael Rose-Ivey snuffed out the play, tackling quarterback Dakota Prukop at the 45 to secure the win.

Prukop threw for 146 yards and ran for 94 for the Ducks, who rushed for 336 yards, including 100 by Kani Benoit.

Trailing 20-7, De'Mornay Pierson-El electrified the 350th consecutive sellout, taking an Oregon punt back 45 yards to get the Huskers in scoring position. Armstrong connected with Westerkamp for a 2-yard TD pass with five seconds left in the half to cut the lead to six.

The Huskers took the second half kickoff and marched 75 yards in seven plays. The Husker ground game put Nebraska into scoring position, before Armstrong threw a 22-yard touchdown pass to Bryan Reimers to take a 21-20 lead. The Huskers extended the lead to 28-20, as Devine Ozigbo scored on a 7-yard run with 6:13 left in the third quarter.

Oregon answered back with a 75 yard touchdown drive capped by Benoit's 41-yard run one play after the Ducks converted a 3rd-and-27. Oregon regained the lead early in the fourth quarter when Brooks-James scored his third touchdown of the day, this one from one yard, to make it 32-28 after the two-point conversion failed. Oregon went just 1-of-5 in two-point conversion attempts.



Game 4 | No. 20 Nebraska 24, Northwestern 13

SCORE BY QUARTERS	1	2	3	4	FINAL
Nebraska	0	10	14	0	24
Northwestern	0	7	6	0	13

Evanston, Ill. (Sept. 24) -- Quarterback Tommy Armstrong Jr. rushed for a career-high 132 yards and threw for 246 yards, leading No. 20 Nebraska to a 24-13 win over Northwestern.

Nebraska amassed 556 yards of total offense, as Armstrong accounted for 378 total yards, including his first 100-yard game since 2014. He also completed 18-of-29 passes for 246 yards and one touchdown.

Alonzo Moore led the Nebraska receivers with three receptions for a team-high 72 yards, including a 59-yarder to set up Terrell Newby's second-quarter touchdown to give the Huskers a 10-7 lead. Stanley Morgan Jr. added a team-high four receptions for 33 yards, while nine different Huskers hauled in catches on the night.

Despite dominating the game statistically, Nebraska was unable to put Northwestern away because of a pair of first-half fumbles into the end zone that resulted in touchbacks for the Wildcats instead of touchdowns for the Huskers. Those setbacks caused the Huskers to trail 7-3 late into the first half until Newby found paydirt from four yards out for the Big Red with 1:41 left in the second quarter.

While Nebraska lost a pair of turnovers in the Northwestern end zone in the first half, the Blackshirts evened that category with a pair of second-half interceptions. On Northwestern's opening drive of the second half, Aaron Williams pulled down an interception in the end zone to prevent the Wildcats from regaining the lead. Williams added seven tackles, including one tackle for loss.


Armstrong and the offense made Northwestern pay by marching 80 yards in 10 plays capped by Armstrong's four-yard touchdown pass to tight end Cethan Carter to give the Big Red a 17-7 edge. Carter finished with two catches for 31 yards while adding one carry for 16 yards.

Northwestern responded quickly with Clayton Thorson's 24-yard touchdown pass to Austin Carr to cap a five-play, 52-yard drive that cut Nebraska's lead to 17-13.

Leading 17-13 after Mitchell's missed extra point, Nebraska put the game away on its next drive, as Armstrong marched the Huskers 79 yards in nine plays capped by wide receiver Jordan Westerkamp's 10-yard touchdown run with 3:06 left in the third quarter.

Westerkamp's touchdown run capped the scoring in the game, as Joshua Kalu closed out a strong effort by the Blackshirt defense with his interception deep in Nebraska territory to end Northwestern's final scoring threat late in the fourth quarter. Kalu finished the game with seven tackles.

Husker safeties Nathan Gerry and Kieron Williams led the Blackshirts with eight tackles apiece. Gerry added two tackles for loss including a shared sack with defensive tackle Mick Stoltenberg, while pitching in a pair of big breakups.



SCORING SUMMARY

QTR	TIME	TEAM	SCORE
1st	08:19	ORE	Brooks-James 20 yd run (Nelson rush)
1st	02:05	NEB	Westerkamp 22 yd pass from Armstrong (Brown kick)
2nd	05:56	ORE	Brooks-James 2 yd run (pass failed)
2nd	02:30	ORE	Griffin 50 yd run (rush failed)
2nd	00:05	NEB	Westerkamp 3 yd pass from Armstrong (Brown kick)
3rd	11:48	NEB	Reimers 22 yd pass from Armstrong (Brown kick)
3rd	06:13	NEB	Ozigbo 7 yd run (Brown kick)
3rd	02:42	ORE	Benoit 41 yd run (pass failed)
4th	10:31	ORE	Brooks-James 1 yd run (rush failed)
4th	02:29	NEB	Armstrong 34 yd run (Brown kick)

TEAM STATISTICS

	ORE	NEB
FIRST DOWNS	20	26
RUSHES-YARDS (NET)	47-336	47-228
PASSING YDS (NET)	146	200
Passes Att-Comp-Int	23-14-0	35-17-0
TOTAL OFFENSE PLAYS-YARDS	70-482	82-428
Fumble Returns-Yards	1-34	0-0
Punt Returns-Yards	1-5	3-42
Kickoff Returns-Yards	4-70	2-40
Interception Returns-Yards	0-0	0-0
Punts (Number-Avg)	6-36.8	5-47.2
Fumbles-Lost	1-0	3-1
Penalties-Yards	13-126	7-55
Possession Time	24:55	35:05
Third-Down Conversions	5 of 14	5 of 13
Fourth-Down Conversions	2 of 3	2 of 3
Red-Zone Scores-Chances	3-3	2-3
Sacks By: Number-Yards	1-4	1-5

RUSHING: **UO-** Benoit, Kani 6-100; Prukop, Dakota 20-97; Griffin, Taj 8-68; Brooks-James, Tony 7-37; Freeman, Royce 5-31; Allen, Devon 1-1; Aiello, Brady 0-2. **Nebraska-** Ozigbo, Devine 21-95; Armstrong Jr., Tommy 16-95; Newby, Terrell 7-42; Bryant, Tre 1-4; TEAM 1-minus-2; Pierson-El, De'Mornay 1-minus-6

PASSING: **UO-** Prukop, Dakota 14-23-0-146-0. **Nebraska-** Armstrong Jr., Tommy 17-33-0-200-3; Fyfe, Ryker 0-1-0-0-0; Team 0-1-0-0-0.

RECEIVING: **UO-** Nelson, Charles 8-80; Carrington, Darren 3-36; Stanford, Dwayne 1-23; Griffin, Taj 1-6; Brown, Pharaoh 1-1. **Nebraska-** Carter, Cethan 5-48; Westerkamp, Jordan 3-39; Moore, Alonzo 3-37; Morgan Jr., Stanley 3-35; Reimers, Bryan 1-22; Pierson-El, De'Mornay 1-11; Ozigbo, Devine 1-8.

INTERCEPTIONS: **UO-** None. **Nebraska-** None

FUMBLES: **UO-** None. **Nebraska-** Pierson-El, De'Mornay 1-0; Bryant, Tre 1-0; Armstrong Jr., Tommy 1-1.

SACKS (Sacks-Yds): **UO-** Robinson, Tyree 1-4. **Nebraska-** Dzuris, Ross 1-5; Akinmoladun, Freedom 1-4

TACKLE LEADER (UA-A): **UO-** Ragin III, Johnny. 5-5. **Nebraska-** Gerry, Nathan 4-5

SCORING SUMMARY

2nd	13:40	NEB	Brown 23 yd field goal
2nd	09:09	NU	Thorson 42 yd run (Mitchell kick)
2nd	01:41	NEB	Newby 4 yd run (Brown kick)
3rd	09:00	NEB	Carter 4 yd pass from Armstrong (Brown kick)
3rd	07:29	NU	Carr 24 yd pass from Thorson (kick failed)
3rd	03:06	NEB	Westerkamp 10 yd run (Brown kick)

TEAM STATISTICS

	NEB	NW
FIRST DOWNS	26	23
RUSHES-YARDS (NET)	47-310	32-137
PASSING YDS (NET)	246	251
Passes Att-Comp-Int	29-18-0	38-25-2
TOTAL OFFENSE PLAYS-YARDS	76-556	70-388
Fumble Returns-Yards	0-0	0-0
Punt Returns-Yards	0-0	1-5
Kickoff Returns-Yards	1-21	3-84
Interception Returns-Yards	2-0	0-0
Punts (Number-Avg)	5-38.6	6-40.5
Fumbles-Lost	2-2	0-0
Penalties-Yards	4-60	4-36
Possession Time	35:23	24:37
Third-Down Conversions	7 of 14	5 of 14
Fourth-Down Conversions	1 of 1	0 of 2
Red-Zone Scores-Chances	4-5	0-1
Sacks By: Number-Yards	4-17	0-0

RUSHING: **NW-** Jackson, Justin 20-79; Thorson, Clayton 10-43; Moten IV, John 1-11; Vault, Solomon 1-4. **Nebraska-** Armstrong Jr., Tommy 13-132; Newby, Terrell 10-69; Wilbon, Mikale 6-55; Ozigbo, Devine 13-41; Carter, Cethan 1-16; Westerkamp, Jordan 1-10; TEAM 3-minus-13.

PASSING: **NW-** Thorson, Clayton 24-37-2-249-1; Mitchell, Jack 1-1-0-2-0. **Nebraska-** Armstrong Jr., Tommy 18-29-0-246-1

RECEIVING: **NW-** Carr, Austin 8-109; Nagel, Flynn 5-48; Jackson, Justin 3-18; Vault, Solomon 2-17; Dickerson, Garrett 1-14; Wilson, Macan 1-11; Moten IV, John 1-9; Scanlan, Andrew 1-8; Skowronek, Ben 1-8; Fessler, Charlie 1-7; Micucci, Matt 1-2. **Nebraska-** Morgan Jr., Stanley 4-33; Moore, Alonzo 3-72; Pierson-El, De'Mornay 3-31; Carter, Cethan 2-31; Newby, Terrell 2-14; Reilly, Brandon 1-35; Westerkamp, Jordan 1-13; Cotton, Sam 1-11; Wilbon, Mikale 1-6.

INTERCEPTIONS: **NW-** None. **Nebraska-** Kalu, Joshua 1-0; Williams, Aaron 1-0

FUMBLES: **NW-** None. **Nebraska-** Newby, Terrell 1-1; Ozigbo, Devine 1-1

SACKS (Sacks-Yds): **NW-** None. **Nebraska-** Maurice, Kevin 2-12; Jones, Chris 1-2; Gerry, Nathan 0.5-1; Stoltenberg, Mick 0.5-2

TACKLE LEADER (UA-A): **NW-** Igwebuikwe, Godwin 13-2. **Nebraska-** Williams, Kieron 5-3; Gerry, Nathan 5-3

Game 5 | No. 15 Nebraska 31, Illinois 16

Game 6 | No. 10 Nebraska 27, Indiana 22

SCORE BY QUARTERS	1	2	3	4	FINAL
Illinois	0	13	3	0	16
No. 15 Nebraska	7	3	0	21	31

SCORE BY QUARTERS	1	2	3	4	FINAL
No. 10 Nebraska	17	0	0	10	27
Indiana	0	8	7	7	22

Lincoln (Oct. 1) -- Terrell Newby had 113 of his season-high 140 yards in the fourth quarter, including a pair of touchdowns, as No. 15 Nebraska rallied for a 31-16 win over Illinois.

Newby was spectacular, rushing or receiving on 18 of Nebraska's final 21 plays from scrimmage, scoring on runs of 3 and 63 yards as the Huskers outscored Illinois 21-0 in the fourth quarter.

Trailing 16-10, the Huskers took control with an 18-play, 75-yard drive that took 10:42 on the clock. Newby capped the drive with five consecutive carries, extending it with a run on 4th-and-1 before scoring one play later to give Nebraska a 17-16 lead.

After forcing a three-and-out, Newby led the Huskers to another score, touching the ball on nine of 10 plays before Tommy Armstrong Jr. found Trey Foster on a six yard TD pass to push the lead to 24-16.

The Blackshirts, who allowed a season-low 270 yards, forced a three-and-out, and Newby put the game out of reach with a season-long 63-yard touchdown run for the final margin. Nebraska extended its fourth-quarter dominance to 78-6 on the season.

Newby finished with a season-high 140 yards on 27 carries en route to his third career 100-yard game. Armstrong guided a balanced offense, completing 16-of-23 passes for 220 yards and a touchdown through the air. Armstrong completed passes to 10 different receivers in the win, as Nebraska improved to 5-0 overall and 2-0 in the Big Ten.

Nebraska took control early, going 75 yards on 13 plays on its opening drive, capped by an Armstrong one-yard run. On the next possession, the Huskers tried a 56-yard field goal, but came up short. Illinois took advantage of the short field, going 60 yards on eight plays culminating in a 31-yard touchdown run by Kendrick Foster to tie the score.

Nebraska regained the lead at 10-7 on Drew Brown's 29-yard field goal, but Illinois responded with a pair of field goals in the final 1:01 of the half to take a 13-10 halftime lead. Illinois extended the margin to 16-10 on Chase McLaughlin's third field goal of the game, this one coming from 33 yards with 7:40 left in the third quarter



Bloomington, Ind. (Oct. 15) -- No. 10 Nebraska jumped to a 17-0 first-quarter lead then got 10 huge points in the fourth quarter to hold off Indiana, 27-22.

The Huskers, who improved to 6-0 overall and 3-0 in the Big Ten, bled the clock dry behind the play of Tommy Armstrong Jr., I-back Terrell Newby and the rest of the Nebraska offense.

After Indiana cut the Huskers' lead to 24-22 with 8:26 left, the Huskers mounted a 15-play, 60-yard march that consumed 7:41 on the clock and all of Indiana's timeouts. Newby carried the load on the drive, while Armstrong added a big 12-yard run and a key fourth-down conversion at midfield. Newby, who finished the day with 102 yards and a touchdown, had nine totes for 49 yards on Nebraska's final drive.

Drew Brown extended NU's lead to 27-22 with a 39-yard field goal with 45 seconds remaining. The Blackshirts snuffed out Indiana's final drive following Aaron Williams' game-sealing interception with 30 seconds remaining. With the win, NU improved to 6-0 for the first time since 2001 and extended its winning streak to seven games.

Williams' interception was one of two turnovers forced by the Huskers, as Chris Jones' 33-yard interception return for a score helped stake Nebraska an early 17-point lead.

Nebraska completely controlled the first quarter on both sides of the ball. Armstrong led the Huskers on a 12-play, 52-yard drive to set up Brown's 40-yard field goal to give Nebraska a 3-0 lead.

On the Huskers' next possession, NU went 64 yards in six plays, highlighted by Brandon Reilly's spectacular 45-yard reception. Newby's four-yard scoring run made it 10-0.

Just 14 seconds later, Nebraska was back celebrating a touchdown as Jones intercepted a Richard Lagow pass and sprinted 33 yards untouched into the end zone to give Nebraska 17-0 lead.

While Nebraska owned the first quarter, Indiana controlled the second and third quarters to pull within 17-15 on Devine Redding's 33-yard run on the final play of the third quarter.

But the Husker offense provided a quick-strike answer of their own early in the fourth quarter, when Stanley Morgan Jr. made an outstanding adjustment on a deep ball thrown by Armstrong and turned it into a 72-yard touchdown pass. Morgan's touchdown pushed Nebraska's to 24-15.



SCORING SUMMARY

QTR	TIME	TEAM	SCORE
1st	08:23	NEB	Armstrong 1 yd run (Brown kick)
2nd	10:11	ILL	Foster 31 yd run (McLaughlin kick)
2nd	05:59	NEB	Brown 29 yd field goal
2nd	01:01	ILL	McLaughlin 24 yd field goal
2nd	00:00	ILL	McLaughlin 43 yd field goal
3rd	07:40	ILL	McLaughlin 33 yd field goal
4th	11:58	NEB	Newby 3 yd run (Brown kick)
4th	04:32	NEB	Foster 6 yd pass from Armstrong (Brown kick)
4th	02:03	NEB	Newby 63 yd run (Brown kick)

SCORING SUMMARY

1st	09:46	NEB	Brown 40 yd field goal
1st	04:47	NEB	Newby 4 yd run (Brown kick)
1st	04:33	NEB	Jones 33 yd interception return (Brown kick)
2nd	12:29	IND	TEAM safety
2nd	07:23	IND	Oakes 36 yd field goal
2nd	01:18	IND	Oakes 45 yd field goal
3rd	00:00	IND	Redding 33 yd run (Oakes kick)
4th	09:57	NEB	Morgan Jr. 72 yd pass from Armstrong (Brown kick)
4th	08:26	IND	Redding 4 yd pass from Lagow (Oakes kick)
4th	00:45	NEB	Brown 39 yd field goal

TEAM STATISTICS

	ILL	NEB
FIRST DOWNS	12	23
RUSHES-YARDS (NET)	21-124	49-203
PASSING YDS (NET)	146	220
Passes Att-Comp-Int	23-14-0	23-16-1
TOTAL OFFENSE PLAYS-YARDS	44-270	72-423
Fumble Returns-Yards	0-0	0-0
Punt Returns-Yards	0-0	3-42
Kickoff Returns-Yards	2-38	2-54
Interception Returns-Yards	1-24	0-0
Punts (Number-Avg)	4-41.5	0-0.0
Fumbles-Lost	0-0	1-1
Penalties-Yards	7-48	3-35
Possession Time	21:59	38:01
Third-Down Conversions	2 of 9	10 of 14
Fourth-Down Conversions	0 of 1	1 of 1
Red-Zone Scores-Chances	2-2	4-5
Sacks By: Number-Yards	0-0	1-9

TEAM STATISTICS

	NEB	IND
FIRST DOWNS	17	18
RUSHES-YARDS (NET)	45-152	30-88
PASSING YDS (NET)	208	245
Passes Att-Comp-Int	26-10-2	39-24-2
TOTAL OFFENSE PLAYS-YARDS	71-360	69-333
Fumble Returns-Yards	0-0	0-0
Punt Returns-Yards	4-25	2-48
Kickoff Returns-Yards	3-62	4-76
Interception Returns-Yards	2-29	2-4
Punts (Number-Avg)	6-31.5	6-40.3
Fumbles-Lost	0-0	0-0
Penalties-Yards	9-53	1-10
Possession Time	32:56	27:04
Third-Down Conversions	5 of 15	5 of 15
Fourth-Down Conversions	1 of 1	0 of 2
Red-Zone Scores-Chances	2-2	2-2
Sacks By: Number-Yards	3-24	1-13

RUSHING: ILL- Corbin, Reggie 9-72; Foster, Kendrick 7-46; Lunt, Wes 2-5; Vaughn, Ke'Shawn 1-1; Echard, Nathan 2-0. **Nebraska-**Newby, Terrell 27-140; Ozigbo, Devine 10-35; Armstrong Jr., Tommy 8-12; Reilly, Brandon 1-11; Pierson-El, De'Mornay 1-4; Wilbon, Mikale 1-3.

PASSING: ILL- Lunt, Wes 13-22-0-133-0; Crouch, Chayce 1-1-0-13-0. **Nebraska-**Armstrong Jr., Tommy 16-23-1-220-1.

RECEIVING: ILL- Turner, Malik 5-57; Corbin, Reggie 3-18; Hardee, Justin 3-17; Grant, Zach 2-28; Echard, Nathan 1-26. **Nebraska-**Westerkamp, Jordan 4-65; Morgan Jr., Stanley 3-39; Newby, Terrell 2-26; Ozigbo, Devine 1-37; Wilbon, Mikale 1-13; Cotton, Sam 1-12; Reilly, Brandon 1-10; Pierson-El, De'Mornay 1-10; Foster, Trey 1-6; Carter, Cethan 1-2.

INTERCEPTIONS: ILL- Mosley, Darius 1-24. **Nebraska-**None

FUMBLES: ILL-None. **Nebraska-**Wilbon, Mikale 1-1

SACKS (Sacks-Yds): ILL-None. **Nebraska-**Akinmoladun, Freedom 1-9

TACKLE LEADER (UA-A): ILL-Nelson, Patrick 4-12. **Nebraska-**Young II, Dedrick 2-4; Rose-Ivey, Michael 1-5

RUSHING: IND- Redding, Devine 11-57; Diamont, Zander 8-31; Williams, Devonte 4-10 Paige, Mitchell 1-7; Majette, Mike 3-5; Natee, Tyler 1-minus-1; Lagow, Richard 2-minus-21. **Nebraska-** Newby, Terrell 22-102; Armstrong Jr., Tommy 11-36; Reilly, Brandon 3-7; Pierson-El, De'Mornay 2-6; Ozigbo, Devine 1-2; Bryant, Tre 5-1; TEAM 1-2.

PASSING: IND- Lagow, Richard 19-32-2-196-1; Diamont, Zander 5-7-0-49-0. **Nebraska-** Armstrong Jr., Tommy 10-26-2-208-1

RECEIVING: IND-Paige, Mitchell 9-101; Jones, Ricky 6-76; Williams, Devonte 2-18; Redding, Devine 2-5; Hale, Donovan 1-18; Thornton, Leon 1-11; Timian, Luke 1-11; Friend, Danny 1-6; Majette, Mike 1-minus-1. **Nebraska-**Morgan Jr., Stanley 3-93; Cotton, Sam 3-37; Reilly, Brandon 2-60; Reimers, Bryan 1-17; Newby, Terrell 1-1.

INTERCEPTIONS: IND-Fields, Tony 1-0; Crawford, Jonathan 1-4. **Nebraska-**Jones, Chris 1-33; Williams, Aaron 1-minus-4

FUMBLES: IND-None **Nebraska-**None

SACKS (Sacks-Yds): IND-Oliver, Marcus 1-13. **Nebraska-**Young, Dedrick 1-3; Williams, Aaron 1-13; Newby, Marcus 1-8

TACKLE LEADER (UA-A): IND-Scales, Tegray 8-4. **Nebraska-**Banderas, Josh 8-3