

# N NEBRASKA FOOTBALL

FIVE-TIME NATIONAL CHAMPIONS • MOST WINS IN THE NATION LAST 40, 50 & 60 YEARS

**N**  
NEBRASKA  
CORNHUSKERS

GAME 6: NEBRASKA (5-0, 2-0) at  
INDIANA (3-2, 1-1)

OCT. 15, 2016 • 2:30 P.M. (CT)

MEMORIAL STADIUM

BLOOMINGTON, IND.

CAPACITY: 57,236; SURFACE: FIELDTURF



INDIANA  
HOOSIERS

- **Record:** 5-0 (2-0, Big Ten)
- **Last Game:** Illinois, W, 31-16
- **Rankings:** AP-10; Coaches-9
- **Series:** Indiana, 9-7-3
- **Coach:** Mike Riley
- **At Nebraska:** 11-7 (2nd year)
- **Career:** 104-87 (16th year)
- **vs. Indiana:** first meeting



Mike Patrick, Play-by-Play  
Ed Cunningham, Analyst  
Dr. Jerry Punch, Sidelines

- **Record:** 3-2 (1-1, Big Ten)
- **Last Game:** Ohio State, L, 38-17
- **Rankings:** not ranked
- **Coach:** Kevin Wilson
- **At Indiana:** 23-43 (6th season)
- **Career:** same
- **vs. Nebraska:** first meeting

36

Nebraska and Indiana have not met for 36 seasons, and Saturday's game marks the first meeting between the schools as Big Ten opponents. Indiana and Maryland are the final two Big Ten schools Nebraska has not faced.

72

Nebraska has an impressive 72-point advantage in the fourth quarter in 2016. The Huskers have scored 78 points in the fourth quarter, while opponents have managed just six points in the final period.

400

Nebraska has gained at least 400 yards of total offense in seven straight games dating back to last season. Nebraska averages 472.6 yards per game this season to rank 32nd nationally.

## THE MATCHUP

Nebraska returns to the field after a bye week and will face its second Big Ten road test of the season. The unbeaten Huskers will travel to Bloomington, Ind., to take on Indiana in a cross-divisional matchup. Game time at Indiana's Memorial Stadium is set for 2:30 p.m. CT, and the contest will be televised on either ABC or ESPN2 depending on specific markets.

The Huskers are 5-0 and 2-0 in the Big Ten, marking their second 5-0 start in three seasons. Nebraska picked up its fifth win of the season on Oct. 1 in Lincoln, when the Huskers continued their dominant fourth-quarter ways, outscoring Illinois 21-0 in the final quarter en route to a 31-16 victory.

The Huskers' perfect start has allowed NU to continue to gain ground in the national rankings. The Huskers are No. 10 in this week's Associated Press Poll and ninth in the USA Today Coaches Poll. The top-10 ranking is Nebraska's first since being ranked No. 9 before a November 2011 loss to Northwestern.

Indiana owns a 3-2 record, including a 1-1 mark in Big Ten action. The Hoosiers are coming off a 38-17 road loss to second-ranked Ohio State on Saturday afternoon. A week earlier, Indiana posted an impressive 24-21 overtime victory over defending Big Ten champion Michigan State.

Indiana once again has a high-powered offensive attack. The Hoosiers average better than 450 yards per game, including 290 passing yards per game. Indiana also boasts one of the nation's most improved defenses, allowing 375 yards and 25 points per game.

## NEBRASKA FOOTBALL TOP 10

- Nebraska is 885-368-40 all-time, one of only 10 schools with 800 wins.
- The Cornhuskers rank fourth all-time with their 885 victories.
- Nebraska has won five national titles (1970, 1971, 1994, 1995, 1997).
- The Huskers have won 46 conference championships.
- Nebraska's 52 all-time bowl appearances rank third nationally.
- Three Huskers have won the Heisman Trophy (Rodgers, Rozier, Crouch).
- Nebraska's 107 football Academic All-Americans lead the nation.
- The Huskers have 110 first-team All-Americans in school history.
- Nebraska football is the only team in any sport in NCAA history to total 100 athletic and academic All-Americans.
- Memorial Stadium has been sold out every game since Nov. 3, 1962, a streak of 351 consecutive sellouts.



## HUSKER RADIO

Greg Sharpe  
Matt Davison  
Nate Rohr

## NATIONAL SIMULCASTS

• Sirius: 132 • XM: 196

1 NEBRASKA 43  
FRESNO STATE 10  
Sept. 3 • 7 p.m. (BTN)  
Lincoln, Neb. • Memorial Stadium

2 NEBRASKA 52  
WYOMING 17  
Sept. 10 • 11 a.m. (ESPN2)  
Lincoln, Neb. • Memorial Stadium

3 NEBRASKA 35  
#22 OREGON 32  
Sept. 17 • 2:30 p.m. (ABC)  
Lincoln, Neb. • Memorial Stadium

4 #20 NEBRASKA 24  
NORTHWESTERN 13  
Sept. 24 • 6:30 p.m. (BTN)  
Evanston, Ill. • Ryan Field

5 #15 NEBRASKA 31  
ILLINOIS 16  
Oct. 1 • 2:30 p.m. (ESPN2)  
Lincoln, Neb. • Memorial Stadium

6 #10 NEBRASKA 5-0  
INDIANA 3-2  
Oct. 15 • 2:30 p.m. (ABC/ESPN2)  
Bloomington, Ind. • Memorial Stadium

7 PURDUE 3-2  
NEBRASKA 5-0  
Oct. 22 • 2:30 p.m. (ABC or ESPN2)  
Lincoln, Neb. • Memorial Stadium

8 NEBRASKA 5-0  
#8 WISCONSIN 4-1  
Oct. 29 • 6 p.m. (ABC/ESPN/ESPN2)  
Madison, Wis. • Camp Randall Stadium

9 NEBRASKA 5-0  
#2 OHIO STATE 5-0  
Nov. 5 • 7 p.m. (ABC/ESPN/ESPN2)  
Columbus, Ohio • Ohio Stadium

10 MINNESOTA 3-2  
NEBRASKA 5-0  
Nov. 12 • 6:30 p.m. (BTN)  
Lincoln, Neb. • Memorial Stadium

11 MARYLAND 4-1  
NEBRASKA 5-0  
Nov. 19 • (TBA) (TBA)  
Lincoln, Neb. • Memorial Stadium

12 NEBRASKA 5-0  
IOWA 4-2  
Nov. 25 • TBA (TBA)  
Iowa City, Iowa • Kinnick Stadium

13 BIG TEN CONFERENCE  
CHAMPIONSHIP GAME  
Dec. 3 • 7:17 p.m. (FOX)  
Indianapolis, Ind. • Lucas Oil Stadium



**NEBRASKA COMMUNICATIONS**

One Memorial Stadium  
 P.O. Box 880123  
 Lincoln, NE 68588-0123  
 (402) 472-2263  
 sportsinfo@huskers.com  
 Shipping Address: 600 Stadium Drive

**FOOTBALL CONTACTS**

Credential Requests ..... Huskers.com/Media

Assistant A.D./Communications.....Keith Mann  
 Phone.....402-472-0237  
 E-Mail.....kmann@huskers.com  
 Sr. Assoc. Comm. Director.....Shamus McKnight  
 Phone.....402-472-7772  
 E-Mail.....smcknight@huskers.com

Associate Comm. Director.....Matt Smith  
 Phone.....402-472-7780  
 E-Mail.....msmith@huskers.com

Associate Comm. Director.....Jeremy Foote  
 Phone.....402-472-7778  
 E-Mail.....jfoote@huskers.com

Admin. Associate (Credentials).....Vicki Capazo  
 Phone.....402-472-2263  
 E-Mail.....vcapazo@huskers.com

Huskers.com • @Huskers

**GENERAL POLICIES**

All player and coach interviews must be arranged at least one day in advance through the Nebraska Communications Office. Contact Keith Mann, Shamus McKnight, Matt Smith or Jeremy Foote. All post-practice interviews will be conducted at the practice site. Interviews will not be conducted in the weight room, Student Life Complex, training room, hallways or the tunnel leading from the locker room to the field. The Nebraska locker room, training room and football office meeting rooms are **OFF-LIMITS** to the media. When arriving for post-practice interviews, media should wait in the Hawks Center lobby, or access Memorial Stadium through Gate 11 entrance if practice is in the stadium.

Requested players are available (depending on class schedules) at the Monday press conferences (11:30 a.m.-1 p.m.) and after practice on the field on Tuesday (defense) and Wednesday (offense). Players cell phone numbers will **NOT** be given to the media.

Practices are **CLOSED** to the media and to the general public during the season. Media will be allowed to shoot photos/video at the start of practice on Tuesdays (app. 15 minutes). A Communications representative will be on hand during the open portion of practice.

After all games, Nebraska's locker room is closed. Head Coach Mike Riley, coordinators and requested players will be brought to the postgame interview room after a 10-minute cooling off period. At home, the postgame interview room is located in the strength complex of the Osborne Athletic Complex. Media are asked to wait to set up equipment until the conclusion of halftime. On the road, Coach Riley, assistant coaches and requested players will be brought to the designated interview area. Please note, **NO INTERVIEWS** will be conducted on the field as the players are returning to the locker room.

**NEBRASKA MEDIA INFORMATION AND POLICIES**

**COACH AND PLAYER AVAILABILITY**

**MONDAY**

**Nebraska Weekly Press Conference**  
 Coach Riley will be available in the West Stadium Level 6 at Memorial Stadium at 11:30 a.m. CT. The press conference will be available free at Huskers.com. Players will generally follow Coach Riley at the press conference.

Nebraska will not practice on Mondays.

**TUESDAY**

**Big Ten Teleconference (Mike Riley - 11:24 a.m. CT)**  
 To participate on the teleconference, media members should call 1-866-392-7674. Contact the Big Ten Conference Office for the weekly passcode. The calls will be available for playback approximately two hours after each conference at www.bigten.org.

- 11:00 a.m. – Pat Fitzgerald, Northwestern
- 11:08 a.m. – Jim Harbaugh, Michigan
- 11:16 a.m. – Paul Chryst, Wisconsin
- **11:24 A.M. – MIKE RILEY, NEBRASKA**
- 11:32 a.m. – Mark Dantonio, Michigan State
- 11:40 a.m. – Kirk Ferentz, Iowa
- 11:48 a.m. – Tracy Claeys, Minnesota
- 11:56 a.m. – Chris Ash, Rutgers
- 12:04 p.m. – Lovie Smith, Illinois
- 12:12 p.m. – DJ Durkin, Maryland
- 12:20 p.m. – Darrell Hazell, Purdue
- 12:28 p.m. – James Franklin, Penn State
- 12:36 p.m. – Urban Meyer, Ohio State
- 12:44 p.m. – Kevin Wilson, Indiana

Defensive coordinator Mark Banker, requested defensive assistants and requested defensive players not at press conference available on field after practice.

**WEDNESDAY**

Offensive coordinator Danny Langsdorf, requested offensive assistants and requested offensive players not at press conference available on field after practice.

**THURSDAY**

Coach Riley available after practice on field.

**FRIDAY**

No Media Availability.

**RILEY PHONE INTERVIEWS**

Media wishing to try to arrange a phone interview may contact Keith Mann for availability. Please contact the Communications Office as far in advance as possible.

**PLAYER PHONE INTERVIEWS**

Out-of-town media requesting phone interviews with Nebraska players should contact Keith Mann or Shamus McKnight with those requests, preferably on Sundays, but no later than 10 a.m. CT on Monday of game week.

**PLAYER/COACH MUG SHOTS**

Action photos and/or a DVD of Nebraska mug shots may be obtained by calling or e-mailing the Nebraska Communications Office.

**HUSKERS.COM**

Huskers.com is the official site of Nebraska Athletics and includes updated stats, game notes, depth chart and extensive quotes and audio and video clips from Nebraska's Monday press conference, including Coach Riley and selected players in the afternoon.

**CREDENTIALS**

Media may make credential requests for Nebraska home games on-line at Huskers.com/media. Follow the steps on the web site to complete the application. You will receive an e-mail confirming your application, and approval/denial e-mail. Contact Vicki Capazo at (402) 472-2263 with questions. Once again this season, photo ID will be required to gain access to the stadium on game day and the name on your photo ID and credential must match. Single-game credentials will not be mailed and must be picked up on game day at media will call.

**TELECONFERENCE/SATELLITE FEED/FTP**

For video of Nebraska's press conferences contact the Communications Office. All of Coach Riley's press conferences are available live on Huskers.com. Several players will follow Riley at the press conference.

**MEDIA GUIDE AND SUPPLEMENT ON-LINE**

PDF versions of the 2016 Nebraska media guide and media supplement are available on Huskers.com. Please go to the "Football" page, on the right menu, click on "2016 Media Guide" and proceed.

**BANK OF THE WEST NEBRASKA FOOTBALL SHOW "DAY BY DAY"**

The Nebraska Football television show will air on several affiliates throughout the 2016 season. The stations and times are as follows:

- KOLN/KGIN–Lincoln (Sunday, 10:35 p.m.)
- KNPL–North Platte (Sunday, 10:35 p.m.)
- KMTV–Omaha (Sunday, 11 p.m.)
- Fox Sports Midwest–Monday, 1 p.m.

The N-Side Nebraska show will follow the half-hour football show and feature all 24 of Nebraska's sports, including football during the fall.

**IMG HUSKER SPORTS RADIO NETWORK**

The Husker IMG Sports Network will continue the strong tradition of broadcasting excellence in 2016, as it brings NU football to fans across the nation and the world.

In the state of Nebraska, KXSP (590 AM and KEZO (92.3 FM) serve as the Omaha affiliates. KLIN (1400 AM) along with KFGE (98.1 FM) remain the Lincoln affiliates, while KRVN (880 AM) is a powerful central Nebraska affiliate that reaches around the state. All radio broadcasts are available live on Huskers.com, the Official Husker App, TuneIn.com, the TuneIn Radio App and SiriusXM Satellite Radio.

**2016 NEBRASKA STATIONS**

- Ainsworth: 1400 AM
- Alliance: 1400 AM
- Beatrice: 1450 AM
- Broken Bow: 95.3 FM
- Chadron: 610 AM
- Columbus: 900 AM/101.1 FM
- Cozad: 1580 AM
- Fairbury: 1310 AM/99.5 FM
- Falls City: 1230 AM
- Fremont: 105.5 FM
- Grand Island: 1430 AM/97.3 FM
- Hastings: 1230 AM/94.5 FM
- Holdrege: 97.7 FM
- Imperial: 102.9 FM
- Kearney: 1340/105.9
- Lexington: 880 AM
- Lincoln: 1400 AM/98.1 FM
- McCook: 93.9/102.1 FM
- Neb. City: 1600 AM/103.1 FM
- Norfolk: 94.7 FM
- North Platte: 1240 AM/103.5 FM
- Ogallala: 93.5 FM
- Omaha: 590 AM/92.3 FM
- Scottsbluff: 960 AM/94.1 FM
- Sidney: 1340 AM/98.7 FM
- Superior: 1600 AM/103.9 FM
- Valentine: 940 AM
- West Point: 840/98.3 AM
- York: 1370 AM

**WEEKLY MEDIA CALENDAR: NEBRASKA VS. INDIANA (OCT. 10-15)**

MONDAY, OCT. 10	TUESDAY, OCT. 11	WEDNESDAY, OCT. 12	THURSDAY, OCT. 13	FRIDAY, OCT. 14	SATURDAY, OCT. 15
<b>PRESS CONFERENCE</b> 11 a.m. - Lunch 11:30 a.m. - Mike Riley <i>Players to follow</i>	<b>BIG TEN CONF. CALL</b> 11 a.m. - Call begins 11:24 a.m. - Mike Riley <i>Details: Contact Big Ten</i>		<b>NEBRASKA FOOTBALL RADIO HOUR (HSN)</b> 7 p.m. - Mike Riley	Travel Day	<b>GAME DAY</b> Nebraska at Indiana 2:30 P.M CT (ABC/ESPN2)
<b>NO PRACTICE</b>	<b>PRACTICE</b> 3:45 - 5:30 p.m.  Available after practice: • Mark Banker • Requested def. players • Requested def. coaches	<b>PRACTICE</b> 3:45 - 5:30 p.m.  Available after practice: • Danny Langsdorf • Requested off. players • Requested off. coaches	<b>PRACTICE</b> 4 - 5:20 p.m.  Available after practice: • Mike Riley	<b>PRACTICE</b> Walk-Thru in Lincoln  NO MEDIA ACCESS	<b>POST-GAME</b> Post-game interview area  Available after game: • Mike Riley • Coordinators • Requested players

**NEBRASKA-INDIANA SERIES**

**Games:** 19  
**Standing:** Indiana leads, 9-7-3  
**At Lincoln:** Indiana leads, 7-5-2  
**At Bloomington:** Series tied, 2-2-1

Series scoring	Total	Average
Nebraska	318	16.7
Indiana	367	19.3

- The meeting will be the first between the schools as Big Ten opponents. Nebraska has played all other schools who were members of the league when the Huskers joined in 2011. Nebraska will face Maryland on Nov. 19, the final Big Ten school Nebraska will face on the gridiron.
- Nebraska and Indiana were originally scheduled to meet in 2015, but the schedule changed after the adoption of the East-West format.
- The schools have not met since 1978, and just four times since 1959. While Indiana holds an overall advantage in the series, Nebraska has won the past four meetings (1975-78). The four straight wins ended a 10-game NU winless streak in the series.
- Indiana is not scheduled to visit Nebraska's Memorial Stadium until 2019.

**HUSKERS CONTINUE RISE IN NATIONAL RANKINGS**

Nebraska began the season unranked, before entering the national polls after starting 3-0. The Huskers have continued a steady rise in the polls the past three weeks. NU is ranked No. 10 in this week's AP poll and ninth in the coaches rankings.

- The No. 10 ranking in the AP poll is the Huskers' highest since being ranked No. 9 in the country in November of 2011. That also marked the Huskers' most recent visit to the top 10 in the AP poll.

**NEBRASKA LOOKS TO BUILD ON STRONG START TO 2016**

Nebraska has opened the season with a 5-0 start for the sixth time since 2000, and the second time in the past three years.

- A victory over Indiana would mark Nebraska's first 6-0 start since opening with 11 straight wins in the 2001 season. Nebraska opened the 2003, 2010 and 2014 seasons with 5-0 records, but dropped their sixth game.
- The Huskers are 2-0 in Big Ten play for the second time since joining the conference (also in 2013). Nebraska's last 3-0 start to conference play came in 2006 when the Huskers opened Big 12 play with a 3-0 record.
- Nebraska is looking for its third straight Big Ten Conference road victory, dating back to last season. It would mark NU's longest conference road winning streak since winning four straight Big Ten games away from Lincoln spanning the 2012 and 2013 seasons.

**HUSKERS HAMMERING FOES IN FOURTH QUARTER**

Nebraska has proven to be a dominant fourth-quarter team in opening the season with a 5-0 record. The Huskers' 21-0 fourth-quarter advantage in a 31-16 win over Illinois was Nebraska's latest show of dominance in the final quarter.

- Against the Illini, Nebraska out-gained Illinois 149-18 in the final quarter, had a 6-0 advantage in first downs and held the ball for 10:59.

**2016 FOURTH QUARTER SCORING**

Game	Nebraska	Opp.	Margin
Fresno State	22	0	+22
Wyoming	28	0	+28
Oregon	7	6	+1
Northwestern	0	0	0
Illinois	21	0	+21
<b>Totals</b>	<b>78</b>	<b>6</b>	<b>+72</b>

- Nebraska's 78 fourth-quarter points rank fifth nationally in points in the final quarter. NU's six points allowed in the final quarter trail only Ohio State and Baylor, who have not allowed a fourth-quarter point.

- The Huskers' 72-point fourth-quarter advantage is the best in the nation in that category.

**4TH-QUARTER SCORING MARGIN (FBS)**

Team	4th-Qtr. Margin
Nebraska	+72
Arizona State	+64
Tennessee	+62
TCU	+59
Washington State	+58
Michigan	+53
Ohio State	+52
Baylor	+45

- Nebraska also controls the ball in the fourth quarter, averaging 9:43 in time of possession in the final period.

The Huskers have also dominated the opening quarter of games this season, outscoring the opposition 28-8 in the first quarter, allowing only a touchdown by Oregon.

**BIG RED BALANCING ACT**

The Nebraska offense is showing outstanding explosiveness and balance in its second season under Head Coach Mike Riley and offensive coordinator Danny Langsdorf. The 2016 success comes a year after Nebraska ranked second in the Big Ten in total offense and passing offense, while finishing third in scoring offense.

Nebraska made a powerful running game and a balanced offense primary goals for 2016. Through five games the results have been outstanding.

- Nebraska is averaging 234.2 rushing yards per game to rank fourth in the Big Ten and 23rd nationally. NU had a season-high 310 rushing yards at Northwestern and has rushed for at least 200 yards in four of five games.
- Nebraska is among the nation's most balanced offensive attacks. The Huskers average 238.4 passing yards per game and 472.6 total yards per game, which ranks second in the Big Ten and 32nd in the nation.



**BIG TEN STANDINGS**

**WEST DIVISION**

Place	Team	Overall	Big Ten
1.	Nebraska	5-0	2-0
2.	Iowa	4-2	2-1
3.	Wisconsin	4-1	1-1
	Purdue	3-2	1-1
	Northwestern	2-3	1-1
6.	Minnesota	3-2	0-2
	Illinois	2-3	0-2

**EAST DIVISION**

Place	Team	Overall	Big Ten
1.	Michigan	6-0	3-0
2.	Ohio State	5-0	2-0
3.	Penn State	4-2	2-1
4.	Maryland	4-1	1-1
	Indiana	3-2	1-1
6.	Michigan State	2-3	0-2
7.	Rutgers	2-4	0-3

**BIG TEN CONFERENCE**

**PLAYER OF THE WEEK NOMINEES**

Game	Offense	Defense	Sp. Teams	Frosh
FS	Ozigbo	K. Williams		Jackson
WYO	Armstrong	Gerry		C. Davis
ORE	Armstrong		Pierson-El	Lightbourn
NW	Armstrong			
ILL	Newby	D. Young	Pierson-El	

- IND \_\_\_\_\_
- PUR \_\_\_\_\_
- WIS \_\_\_\_\_
- OSU \_\_\_\_\_
- UM \_\_\_\_\_
- MARY \_\_\_\_\_
- IOWA \_\_\_\_\_

Bold indicates winner

**2016 HUSKER HONORS**

**Tommy Armstrong Jr., QB**

- Big Ten Offensive POW (vs. Northwestern)
- Rose Bowl Big Ten POW (vs. Oregon)
- Earl Campbell Tyler Rose Award Watch List
- Maxwell Award Watch List
- Davey O'Brien Quarterback Award Watch List
- Johnny Unitas Award Watch List
- Manning Award Watch List

**Drew Brown, PK**

- Lou Groza Award Watch List
- Wuerffel Trophy Watch List
- Allstate AFCA Good Works Team Nominee

**Cethan Carter, TE**

- Mackey Award Watch List

**Nathan Gerry, S**

- Big Ten Defensive POW (vs. Wyoming)
- Bednarik Award Watch List
- Jim Thorpe Award Watch List

**Joshua Kalu, CB**

- Lott IMPACT Award Watch List

**Caleb Lightbourn, P**

- Big Ten Freshman of the Week (vs. Oregon)

**Terrell Newby, IB**

- Doak Walker Award Watch List

**Brandon Reilly, WR**

- Biletnikoff Award Watch List

**Dylan Utter, C**

- Rimington Trophy Watch List

**Jordan Westerkamp, WR**

- Biletnikoff Award Watch List



**LAST TIME OUT****NEBRASKA 31, ILLINOIS 16**

Team Stats	ILL	NU
<b>First Downs</b>	12	23
<b>Rushes-Yards</b>	21-124	49-203
<b>Passes</b>	14-23-0	16-23-1
<b>Passing Yards</b>	146	220
<b>Total Offense</b>	270	423
<b>3rd Downs</b>	2-of-9	10-of-14
<b>Turnovers</b>	0	2
<b>Penalties</b>	7-48	3-35
<b>Time of Possession</b>	21:59	38:01

**NU Rushing Leaders**

Terrell Newby—10 27 carries, 140 yards, 2 TD  
Devine Ozigbo—10 carries, 35 yards

**NU Passing Leader**

Tommy Armstrong Jr.—16-23-1, 220 yards, TD

**NU Receiving Leaders**

Jordan Westerkamp—4 receptions, 65 yards  
Stanley Morgan Jr.—3 receptions, 39 yards  
Trey Foster—1 reception, 6-yard TD

**NU Defensive Leaders**

Dedrick Young—2 UT, 4 AT, 6 TT, PBU  
Michael Rose—Ivey—1 UT, 5 AT, 6 TT, TFL  
Nathan Gerry—3 UT, 2 AT, 5 TT

**NU Special Teams Leaders**

Drew Brown—1-2 FG, 4-4 PAT, 4 touchbacks  
De'Mornay Pierson-El—3 punt returns, 42 yards

**NOTING GAME 5**

- Nebraska did not punt in the game, marking the first time since Nov. 4, 2000, against Kansas that Nebraska did not punt in a game.
- Nebraska scored on an 18-play drive consuming 10:42 spanning the third and fourth quarters. The 18-play drive was Nebraska's longest since a 20-play drive at Colorado in 2005. The 10:42 drive is the longest since at least 1990.
- Nebraska I-back **Terrell Newby** posted his third career 100-yard rushing game with 27 carries for 140 yards. The totals were the second-highest of his career. Newby ran for 113 yards in the fourth quarter alone.
- Nebraska held the ball for a season-high 38:01 in the game, marking the Huskers' third straight game with at least 35:00 in time of possession.
- Illinois ran just 44 plays in the game, the lowest for an opponent this season. The total matched Iowa's 44 offensive snaps in last season's regular-season finale.
- Nebraska posted its fourth 200-yard rushing game of the season with 203 yards on the ground.
- Nebraska notched its second fourth-quarter comeback of the 2016 season and its third in the past eight games.
- Junior **De'Mornay Pierson-El** had a 27-yard punt return in the third quarter, marking his 11th career punt return of at least 25 yards.

- Nebraska's 310 rushing yards at Northwestern was the Huskers' fifth-highest rushing total in a Big Ten Conference game.

- The 556 yards of total offense at Northwestern marked the second-highest total in a Big Ten Conference game in NU's six seasons in the league, trailing only a 624-yard effort against Illinois in 2014.

- Nebraska has gained at least 400 yards of total offense in seven straight games dating back to last season. This is Nebraska's longest streak of 400-yard games since topping 400 yards in each of the first seven games of 2012.

- Nebraska has topped 28 points in 10 of its past 12 games.

- Nebraska is averaging 37.0 points per game in 2016 to rank fourth in the Big Ten. The 52 points against Wyoming were the most in two seasons under Mike Riley.

- Nebraska topped the 300-yard passing mark for the seventh time in two seasons under Mike Riley with 412 passing yards against Wyoming. The yardage total was the fifth highest in school history and most since the 2007 season.

- Nebraska has also shown big-play ability again this season. Nebraska's 15.3 yards per completion ranks 11th in the nation. The Huskers had five passing plays of at least 25 yards against Wyoming. Last season, NU's 78 plays of 20-plus yards ranked second in the Big Ten.

- In addition to its 310-yard rushing effort at Northwestern, the Huskers rushed for 292 yards on 51 carries in the win over Fresno State. NU also had 228 rushing yards against Oregon, including 166 after half.

**NEBRASKA LOOKS TO KEEP POUNDING BALL ON GROUND**

Nebraska has shown the ability to control the running game on both sides of the ball in 2016.

Nebraska out-gained Northwestern 310-137 on the ground, marking the third time since the 2015 Foster Farms Bowl that the Huskers have had at least 290 rushing yards. NU churned out 292 rushing yards on 51 carries in its season-opening victory over Fresno State. That rushing effort came on the heels of running for 326 yards in the Foster Farms Bowl win over UCLA to close the 2015 season.

The Blackshirts have been strong against the run in four of five games, limiting Fresno State to just 31 rushing yards, while holding Wyoming, Northwestern and Illinois to less than 140 yards on the ground. Oregon did rush for more than 300 yards, but Nebraska held the Ducks' high-powered pass game in check with only 146 passing yards.

- Nebraska is 8-0 under Riley when rushing for 200 yards or more, including 4-0 in 2016. The Huskers are 7-0 under Riley when out-rushing the opposition.

**POUND THE ROCK, CONTROL THE CLOCK**

Nebraska's ability to dominate the line of scrimmage and control the running game has translated directly to controlling the football.

- Nebraska averages 34:41 of time of possession to rank second in the Big Ten and ninth nationally in that category. Nebraska has won the TOP battle in all five games this season and has possessed the ball for at least 35:00 in each of the past three games.

- The Huskers' ability to control the football has resulted in Nebraska running 56 more plays than the opposition through five games. NU has 372 plays (74.4 per game), while opponents have just 316 offensive plays (63.2 per game).

**STILL GOING...?**

Nebraska took the lead for good against Illinois with a memorable drive that spanned parts of the third and fourth quarters. Trailing 16-10, the Huskers embarked on an 18-play, 75-yard drive that consumed 10:42. The Huskers scored on a Terrell Newby 3-yard TD run and went on to a 31-16 win.

- The 18-play drive was Nebraska's longest in terms of plays since a 20-play drive at Colorado in 2005 that ended in a missed field goal.

- The 10:42 consumed on the drive is the most for a Husker scoring drive since at least 1990.

**FLIPPING THE TURNOVER SCRIPT**

Nebraska has had good success this season in changing its turnover fortunes. The Huskers are +4 in turnover margin after having a -12 turnover margin in 2015. NU has had a positive turnover margin just once in the past 12 seasons (+5 in 2009).

- Nebraska did not commit a turnover in the opener against Fresno State, while intercepting two Bulldog passes. The zero-turnover effort was NU's first since not having a giveaway in a 48-25 win at Minnesota last season.

- Nebraska has had four games with zero turnovers since 2014. In those games, NU's average margin of victory is 31.3 points.

- The Huskers had six takeaways, including five interceptions against Wyoming. Those are the best totals in those categories since posting the same numbers against Idaho in 2010.

- The Huskers' plus-5 in turnover margin against Wyoming was their best since a +8 turnover margin against Texas A&M in 2003.

- Nebraska's performance in the first two games marked the first time the Huskers were +2 or better in turnover margin in consecutive games since the final two games of the 2003 season.

- NU has nine interceptions this season after posting 10 in 13 games in 2015.

- NU has scored 42 points on its 10 takeaways, while opponents have 12 points off NU turnovers.

- Nebraska has won 17 consecutive games when it has a positive turnover margin dating back to a 2011 loss to Northwestern. NU is 5-0 under Mike Riley when it wins the turnover battle.

**ARMSTRONG RE-WRITING NEBRASKA RECORD BOOKS**

Quarterback **Tommy Armstrong Jr.** has made 38 starts since taking over as NU's starter in 2013. He has started 30 of 31 games since the start of the 2014 season. Armstrong's 27 career victories are sixth in school history.

Armstrong ranks among the Big Ten offensive leaders for the second straight year. Armstrong has also begun to re-write the Nebraska record book, setting two major passing records already in 2016, with several other career records in his sights.

- Armstrong has nine touchdown passes this season, including three each against Wyoming and Oregon. That has increased his career total to 62, a new school record. He surpassed the previous record of 56 by Taylor Martinez. Armstrong has thrown for at least three touchdowns nine times in his Nebraska career. His 62 career passing touchdowns rank eighth among active FBS players.
- Armstrong threw for 22 touchdowns in both 2014 and 2015, which tied for fourth on the NU season chart.
- Armstrong has thrown for 1,151 yards in 2016, increasing his career total to 7,842 passing yards, a Nebraska career record. He passed the previous record of 7,258 passing yards by Taylor Martinez. Armstrong's passing yardage is ninth among active FBS players.
- Armstrong threw for 377 yards against Wyoming, four yards shy of his career high of 381 yards vs. USC in 2014. The Wyoming effort marked his sixth career 300-yard passing game (319 vs. BYU, 309 at Miami, 368 vs. Southern Miss, 320 vs. Michigan State in 2015; 381 vs. USC, 2014). Armstrong has topped 250 passing yards 13 times in his career, the most in school history.
- Armstrong threw for 3,030 yards in 2015. The passing total marked the third 3,000-yard passing season in school history. He threw for 2,695 yards as a sophomore. Armstrong is one of just three players in Nebraska history with two 2,000-yard passing seasons, joining Martinez and Zac Taylor.
- With another 3,000-yard passing season in 2016, Armstrong would become the first Husker to post two 3,000-yard passing seasons.
- Armstrong averaged 285.8 yards of total offense per game in 2015 to rank second in the Big Ten. He is averaging 288.8 yards per game in 2016 to lead the Big Ten.
- Armstrong has 9,442 career total offense yards, good for second at Nebraska. He is less than 800 yards from Martinez's school record of 10,233 yards.
- Armstrong is the first player in NU history with two 3,000-yard total offense seasons, after posting 3,430 yards in 2015 and 3,400 yards in 2014. Those totals rank third and fourth, respectively, on the season total offense list.
- Armstrong had a career-high 431 yards of total offense against Southern Miss in 2015, and he has 12 career games of at least 300 yards of total offense, the most in school history.

- Armstrong ranked 27th in the nation in passes of more than 10 yards (132) in 2015, and 22nd in passes of 20-plus yards (51). He had six throws of at least 25 yards against Wyoming earlier this season, and has 12 passes of more than 25 yards in 2016.
- Armstrong rushed for a career-high 132 yards on 13 carries at Northwestern, marking his second career 100-yard rushing game. Armstrong had 95 yards the previous week vs. Oregon. He has 293 yards and five rushing touchdowns in 2016, while averaging 4.9 yards per carry.
- Armstrong is one of 10 Nebraska quarterbacks to surpass 1,000 career rushing yards. He has 1,600 rushing yards, sixth-most among NU quarterbacks. He has 20 career rushing touchdowns, and is the 10th NU quarterback to reach 20 rushing scores.
- Armstrong earned Big Ten Offensive Player-of-the-Week honors for his effort at Northwestern. He earned the same honor twice in 2015, first against Southern Miss, and then for his play in the win over No. 6 Michigan State.
- Armstrong is the only active FBS quarterback with 7,500 career passing yards and 1,500 career rushing yards.

**ARMSTRONG NATIONAL RANKINGS AMONG ALL ACTIVE FBS PLAYERS**

Category	Total	Big Ten	National
Total Touchdowns	83	2nd	7th
Passing Touchdowns	62	1st	8th
Total Offense	9,442	2nd	7th
Passing Yards	7,842	1st	9th
Completions	550	2nd	14th

**CAREER WINS BY A QUARTERBACK**

Rk.	Player, Years	Wins
1.	Eric Crouch, 1998-2001	35
2.	Tommie Frazier, 1992-95	33
3.	Turner Gill, 1981-83	29
4.	Steve Taylor, 1985-88	29
	Taylor Martinez, 2010-13	29
6.	<b>Tommy Armstrong Jr., 2013-pres.</b>	<b>27</b>

- **Note:** A full look at Armstrong's standings on NU's career charts can be found on pages 19-20 of this release.

**WESTERKAMP CHASING NEBRASKA RECEIVING RECORDS**

Senior receiver **Jordan Westerkamp** leads a Nebraska receiving corps that ranks as one of the nation's best. Westerkamp is one of the top pass catchers in Nebraska history. He is one of four captains for the 2016 season, marking the second straight year he has served as a captain.

Westerkamp is expected to miss a game for the first time in his Husker career after suffering a back injury against Indiana. Westerkamp has played in all 44 games since the start of 2013.

A Chicago area product, Westerkamp put together one of the most prolific receiving seasons in school history in 2015. He had 65 catches for 918 yards and seven touchdowns. He earned second-team All-Big Ten honors for his effort in 2015.

**2016 OFFENSE GAME-BY-GAME**

**RUSHING**

Game	Att.	Yds.	TD	Long
FS	51	292	5	24
WYO	43	138	2	12
ORE	47	228	2	34
NW	47	310	2	49
ILL	49	203	3	63

IND  
PUR  
WIS  
OSU  
MINN  
MARY  
IOWA

**PASSING**

Game	Passes	Yds.	TD	Long	Sacks
FS	6-13-0	114	1	57	0-0
WYO	21-35-1	412	4	63	2-19
ORE	17-35-0	200	3	22	1-4
NW	18-29-0	246	1	59	0-0
ILL	16-23-1	220	1	37	0-0

IND  
PUR  
WIS  
OSU  
MINN  
MARY  
IOWA

**2016 DEFENSE GAME-BY-GAME**

**RUSHING DEFENSE**

Game	Att.	Yds.	TD	Long
FS	26	31	0	19
WYO	31	131	1	42
ORE	47	336	5	50
NW	32	137	1	42
ILL	21	124	1	31

IND  
PUR  
WIS  
OSU  
MINN  
MARY  
IOWA

**PASSING DEFENSE**

Game	Passes	Yds.	TD	Long	Sacks
FS	24-43-2	243	1	32	4-21
WYO	16-32-5	189	1	35	1-7
ORE	14-23-0	146	0	25	1-5
NW	25-38-2	251	1	24	4-17
ILL	14-23-0	146	0	26	1-9

IND  
PUR  
WIS  
OSU  
MINN  
MARY  
IOWA

**SACKS/TFL**

Game	Sacks	Yds.	TFL	Yards
FS	4	21	7	27
WYO	1	7	5	14
ORE	1	4	4	11
NW	4	17	9	23
ILL	1	9	4	14

IND  
PUR  
WIS  
OSU  
MINN  
MARY  
IOWA

**HUSKERS REMEMBER SAM FOLTZ**

Nebraska lost a member of its family this summer, when senior punter Sam Foltz passed away in an automobile accident on July 23.

The latest success story of the Huskers' legendary walk-on program, Foltz embodied Nebraska's commitment to success on the field, in the classroom and in the community. On the field, he was the 2015 Big Ten Punter of the Year and his career average of 42.6 yards per punt ranked fifth all-time at Nebraska. In the classroom, Foltz was a five-time member of the Nebraska Scholar-Athlete Honor Roll, and he earned his degree in agronomy last May. Foltz was also active in the community, earning spots on both the Brook Berringer and Tom Osborne Citizenship teams in 2016, when he was also awarded a Nebraska Student-Athlete HERO Leadership Award for his leadership and dedicated community service.

**INITIATIVES TO HONOR SAM FOLTZ**

- Nebraska football players will wear a special "SF27" decal (pictured) on their helmets to honor Foltz's memory. The logo will also be featured on players' game-day hats, sweatshirts and compression shirts, as well as on the coaches' sideline polo shirts.
- Nebraska's annual student-athlete HERO Leadership Award will be renamed the Sam Foltz Hero 27 Leadership Award. The award will be presented annually to 27 student-athletes across all sports who exhibit strong leadership qualities, commitment to service and ability to encourage/empower peers.
- The Sam Foltz Memorial Scholarship has been created and was presented to Drew Brown before the first game. The Foltz Scholarship will be presented annually to a member of the football team who embodied Foltz's traits of leadership, excellence in the community and in the classroom.
- Nebraska is selecting a Sam Foltz Captain of the Week who will join the season-long captains. The Foltz captain will carry a flag onto the field honoring Foltz's memory.

**SAM FOLTZ**

January 21, 1994 - July 23, 2016

Against Wyoming, Westerkamp had four receptions for 105 yards and two touchdowns, then added a pair of touchdown catches in the win over Oregon.

- Westerkamp's two-touchdown efforts against Wyoming and Oregon are the first multiple-TD games of his Husker career.
- Westerkamp's two multiple-TD reception games is just one off the NU season record. Quincy Enunwa (2013) and Bobby Thomas (1976) each had three games with a pair of receiving touchdowns for the Huskers.
- Westerkamp has 17 career touchdown catches to rank fourth in school history. His seven touchdown receptions in 2015 were tied for 10th on the season charts.
- Westerkamp surpassed 2,000 career receiving yards, joining Kenny Bell, Johnny Rodgers and Nate Swift in NU's 2,000-yard receiving club.
- Westerkamp's 100-yard receiving game vs. Wyoming was the eighth of his career, tying for the second most in school history.
- Westerkamp (105) and Alonzo Moore (109) each topped 100 receiving yards against Wyoming. That marked only the third time in NU history a pair of wideouts topped 100 receiving yards in the same game.
- Westerkamp has been a part of all three occasions. He and Kenny Bell combined for the feat against FAU in 2014, and Westerkamp and Reilly each topped the century mark against Southern Miss in 2015.
- Westerkamp continues to move up the NU career charts. He is fourth on the NU career receiving yardage list with 2,176 yards, leaving him 513 yards from the No. 1 spot.
- He has 142 career receptions, to rank fourth on Nebraska's all-time list. He is 39 catches from the top spot on the career list.
- Westerkamp's 65 catches in 2015 were second on the NU single-season charts, and were the most receptions ever by a Husker receiver.
- His 918 receiving yards in 2015 were the third-most in school history.
- Westerkamp had a career-high 11 receptions for 118 yards against Southern Miss in 2015. The 11 catches were tied for third on the NU single-game receptions list.
- Westerkamp had a season-high 143 receiving yards against Michigan State, one of four 100-yard games in 2015. The four 100-yard games tied the Nebraska season record, accomplished five times previously.
- Westerkamp has caught a pass in 31 straight games, the third-longest streak in school history and just the eighth time in school history a player has had a streak of at least 20 consecutive games with a catch.

**CONSECUTIVE GAMES WITH A RECEPTION**

Rk.	Player, Years of Streak	Games
1.	Johnny Rodgers, 1970-72	37
2.	Terrence Nunn, 2004-07	32
3.	<b>Jordan Westerkamp, 2013-pres.</b>	<b>31</b>

- **Note:** A full look at Westerkamp's standings on NU's career charts can be found on page 20 of this release.

**REILLY BIG-PLAY LEADER IN HUSKER RECEIVING CORPS**

Senior **Brandon Reilly** is another important component of the receiving corps and established himself as one of the nation's top big-play receiving threats in 2015.

Reilly had 40 receptions for 754 yards and four touchdowns in 2015. His biggest touchdown reception was a game-winning score in the final minute against No. 6 Michigan State. He totaled three catches for 87 yards against MSU, with two receptions of at least 30 yards.

- Reilly had eight receptions of at least 30 yards in 2015, the fourth-most in the Big Ten.
- Reilly's average of 18.9 yards per reception ranked first among Big Ten receivers who averaged at least 2.0 catches per game. The 18.9 yard-per-catch average was also the third-best average in NU history for players with at least 40 receptions.
- Reilly's first catch of 2016 was a 38-yarder against Wyoming. He missed both the Fresno State and Oregon games, before snagging a 35-yarder at Northwestern.
- Reilly has 961 career receiving yards, leaving him 39 yards from becoming the 24th Husker with 1,000 career receiving yards.

**ZO IN THE ZONE**

Not to be forgotten among the Huskers' crew of senior receivers is **Alonzo Moore**. The Louisiana product was the Huskers' top target through four games, with 12 receptions for 310 yards and two touchdowns, before being sidelined against Illinois. He is hopeful of returning at Indiana.

Moore posted career receiving highs in each of the first two games with 92 yards against Fresno State and 109 yards in the win over Wyoming.

- Moore has posted the three longest catches of his career in September. Moore had a 57-yard TD against Fresno State, a 63-yard TD grab against Wyoming, and a 59-yard catch to set up a touchdown at Northwestern.
- Moore is averaging 25.8 yards on his 12 receptions and ranks third in the nation in that category.

Westerkamp, Reilly and Moore are the veteran leaders of the Huskers' deep and talented group of pass catchers.

**TOP HUSKER RECEIVERS**

Player	Career Catches	Receiving TDs
Jordan Westerkamp, WR	142	17
Brandon Reilly, WR	53	4
Alonzo Moore, WR	52	8
Cethan Carter, TE	50	3
De'Mornay Pierson-El, WR	41	5
Stanley Morgan Jr., WR	38	3



**CARTER CLIMBING NEBRASKA TIGHT END CHARTS**

Senior **Cethan Carter** has given Nebraska a strong pass-catching option at tight end. He has 10 receptions for 101 yards on the season, with a touchdown catch at Northwestern. Carter left the Illinois game with an elbow injury and is not expected to play at Indiana.

- Carter has 50 career receptions and is just the eighth Nebraska tight end with 50 career receptions.
- When he returns to action, Carter could challenge for second on the NU career tight end receptions list. Tyler Reed is second with 67 career receptions, trailing only Mike McNeill's NU tight end record of 82 career receptions.

Carter caught 24 passes for 329 yards during his junior season and earned honorable-mention All-Big Ten honors. He is on the watch list for the 2016 John Mackey Award.

**NEBRASKA CAREER TIGHT END RECEPTIONS**

Rk.	Player	Receptions
1.	Mike McNeill, 2007-10	82
2.	Kyler Reed, 2009-12	67
3.	Matt Herian, 2002-06	65
4.	Jerry List, 1970-72	61
5.	Tracey Wistrom, 1998-01	58
6.	Junior Miller, 1977-79	55
7.	Jim McFarland, 1968-69	53
8.	<b>Cethan Carter, 2013-pres.</b>	<b>50</b>

**NEWBY, OZIGBO PROVIDE 1-2 RUSHING PUNCH**

Senior **Terrell Newby** and sophomore **Devine Ozigbo** have teamed to give Nebraska a solid duo at running back.

Both players have topped 300 rushing yards in 2016, with Newby leading the team with 327 rushing yards, while Ozigbo has 318 yards. The pair has combined for seven rushing touchdowns, four by Ozigbo and three from Newby.

- Both Newby (140 vs. Illinois) and Ozigbo (103 vs. Fresno State) have a 100-yard rushing game this season.
- When including quarterback Tommy Armstrong Jr., Nebraska has had a player rush for at least 95 yards in four of five games this season.
- Newby continues to close in on 2,000 career rushing yards. He has 1,687 rushing yards in his NU career, and is 313 yards from becoming the 29th 2,000-yard rusher in school history.

**KICKER BROWN CONTINUES FAMILY TRADITION**

Place-kicker **Drew Brown** is a leading contender for conference and national honors, including the Lou Groza Award. Brown established himself as one of the nation's top kickers as a sophomore and earned second-team All-Big Ten honors last fall.

Brown made 21-of-27 field goals in 2015, including each of his last 11 field goals. Nine of the 11 field goals in his streak were from at least 40 yards. He is 3-of-4 on field goals in 2016. Brown's streak of 13 straight made field goals ended against Illinois, when he missed on a career-long 56-yard attempt. The 13 straight field goals was the third-longest streak in NU history.

- Brown connected on 13 field goals of at least 40 yards in 2015. He was 13-of-17 from beyond 40 yards, including 12-of-14 from 40-49 yards.
- Brown's 13 field goals of at least 40 yards tied for the most nationally among all kickers. Only five kickers had at least 10 field goals of 40 yards or more in 2015.
- In Big Ten games in 2015, Brown connected on 12-of-14 field goals.
- Brown's 21 field goals in 2015 were second on the Nebraska season list.
- Brown was second in the Big Ten at 1.62 field goals per game and ranked 16th nationally in the category. He was third in the Big Ten in scoring at 8.2 points per game.
- Brown scored 107 points as a sophomore after posting a freshman-record 101 points in 2014. He is the first player in NU history with 100-point seasons as both a freshman and sophomore.
- Brown has increased his career scoring total to 240 points to rank 10th in NU history.
- Brown made five field goals against Southern Miss in 2015, all in the first half. The five field goals in a half tied an NCAA record. The five field goals were the most ever by a Husker in Lincoln, and tied a Memorial Stadium record held by two opposing kickers.
- The five field goals marked the third time in NU history a kicker had five or more field goals. Dale Klein had an NCAA record seven field goals at Missouri in 1985, and Alex Henery had five field goals at Virginia Tech in 2009.

**MOST SEASON FIELD GOALS IN HUSKER HISTORY**

Rk.	Player, Year	FG
1.	Alex Henery, 2009	24
2.	<b>Drew Brown, 2015</b>	<b>21</b>
3.	Brett Maher, 2012	20

**MOST FIELD GOALS OF 40 YARDS OR LONGER IN 2015**

Rk.	Player, School	FG
1.	<b>Drew Brown, Nebraska*</b>	<b>13</b>
	Joey Slye, Virginia Tech*	13
3.	Taylor Bertolet, Texas A&M	11

\*returned for 2016 season

**PIERSON-EL ENERGIZES HUSKER RETURN GAME**

Junior **De'Mornay Pierson-El** returned to his big-play ways in the punt return game against Oregon. Pierson-El had a 45-yard return in the second quarter to set up a touchdown just before halftime.

The play flipped momentum in the game, cutting the Ducks' halftime lead to 20-14, and setting the stage for the Nebraska victory. Pierson-El added a 27-yard return against Illinois and averages 14.0 yards per return.

- The 45 and 27-yard returns in 2016 give Pierson-El 11 career returns of at least 25 yards. Pierson-El had eight returns of 25-plus as a true freshman in 2014, one in an injury-plagued sophomore season and two this season.
- Pierson-El averaged 17.5 yards per return in 2014, and his 596 return yards topped the nation by nearly 200 yards.

**NEBRASKA UNDER RILEY**

Overall .....	11-7
vs. AP Ranked Teams .....	2-1
vs. AP Top 10 Teams .....	1-1
vs. Unranked Teams .....	9-6
vs. Big Ten Teams .....	5-5
Home .....	7-4
Road .....	3-3
Neutral .....	1-0
In August .....	0-0
In September .....	6-2
In October .....	2-4
In November .....	2-1
In December .....	1-0
In January .....	0-0
When Rushing for 200 or more yards .....	8-0
When Rushing for 300 or more yards .....	2-0
When Passing for 200 or more yards .....	8-5
When Passing for 300 or more yards .....	4-3
When NU player rushes for 100 yards .....	5-0
When NU has two 100-yard rushers .....	0-0
When NU player has 100 yards receiving .....	3-2
When Opponent has 100 Yd. Rusher .....	2-4
When Scoring 35 or More Points .....	8-1
When Holding Opponent to 10 Pts. or less .....	2-0
When forcing three or more turnovers .....	3-0
When Nebraska scores first .....	8-4
When Nebraska leads at halftime .....	7-2
When Nebraska trails at halftime .....	3-5
When Nebraska is tied at halftime .....	1-0
Games decided by 11 points or more .....	7-0
Games decided by 10 or less .....	4-7
Games decided by 7 or less .....	2-5
Games decided by 3 or less .....	2-4
Overtime games .....	0-1

**2016 TEAM GAME-BY-GAME TURNOVER MARGIN**

Game	Turnovers			Takeaways			+/-
	Fumb.	INT	Total	Fumb.	INT	Total	
FS	0	0	0	0	2	2	+2
WYO	0	1	1	1	5	6	+5
ORE	1	0	1	0	0	0	-1
NW	2	0	2	0	2	2	0
ILL	1	1	2	0	0	0	-2
IND							
PUR							
WIS							
OSU							
MINN							
MARY							
IOWA							

**PENALTIES**

Game	NU		Opponent	
	Pen.	Yds.	Pen.	Yds.
FS	7	80	4	29
WYO	7	93	5	42
ORE	7	55	13	126
NW	4	60	4	36
ILL	3	35	7	48
IND				
PUR				
WIS				
OSU				
MINN				
MARY				
IOWA				

## NATIONAL RANKINGS

ASSOCIATED PRESS (OCT. 10)

Rk.	Team (1st)	Record	Points
1.	Alabama (56)	6-0	1,520
2.	Ohio State (2)	5-0	1,444
3.	Clemson (2)	6-0	1,406
4.	Michigan (1)	6-0	1,339
5.	Washington	6-0	1,286
6.	Texas A&M	6-0	1,202
7.	Louisville	4-1	1,193
8.	Wisconsin	4-1	1,020
9.	Tennessee	5-1	962
<b>10.</b>	<b>NEBRASKA</b>	<b>5-0</b>	<b>958</b>
11.	Baylor	5-0	934
12.	Ole Miss	3-2	800
13.	Houston	5-1	701
14.	Florida State	4-2	628
15.	Boise State	5-0	590
16.	Miami	4-1	576
17.	Virginia Tech	4-1	546
18.	Florida	4-1	483
19.	Oklahoma	3-2	476
20.	West Virginia	4-0	424
21.	Utah	5-1	287
22.	Arkansas	4-2	203
23.	Auburn	4-2	166
24.	Western Michigan	6-0	154
25.	Navy	4-1	122

USA TODAY COACHES (OCT. 10)

Rk.	Team (1st)	Record	Points
1.	Alabama (58)	6-0	1,570
2.	Ohio State (4)	5-0	1,504
3.	Clemson (1)	6-0	1,455
4.	Michigan	6-0	1,370
5.	Washington	6-0	1,329
6.	Texas A&M	6-0	1,256
7.	Louisville	4-1	1,201
8.	Baylor	5-0	1,061
<b>9.</b>	<b>NEBRASKA</b>	<b>5-0</b>	<b>1,052</b>
10.	Wisconsin	4-1	995
11.	Tennessee	5-1	919
12.	Houston	5-1	754
13.	Ole Miss	3-2	746
14.	Florida	4-1	661
15.	Boise State	5-0	628
16.	Florida State	4-2	584
17.	Miami	4-1	580
18.	West Virginia	4-0	526
19.	Virginia Tech	4-1	441
20.	Oklahoma	3-2	424
21.	Utah	5-1	408
22.	Arkansas	4-2	194
23.	Western Michigan	6-0	185
24.	Arizona State	5-1	116
25.	LSU	3-2	81

## HUSKERS IN THE 2016 POLLS

Date	AP	C	CFP	Result
Pre.	RV	RV		def. Fresno St., 43-10
9-5	RV	RV		def. Wyoming, 52-17
9-11	RV	RV		def. Oregon, 35-32
9-18	20	20		def. NW, 24-13
9-25	15	15		def. Illinois, 31-16
10-2	12	12		bye week
10-10	10	9		

## BLACKSHIRTS LOOK TO STUFF THE RUN AGAIN IN 2016

The Nebraska Blackshirt defense entered 2016 with a goal of making big improvements in pass defense and pressuring the quarterback. The Huskers also look to duplicate their 2015 success in stopping the opponent run game.

The Huskers allowed opponents to rush for 109.9 yards per game, second in the Big Ten and ninth nationally. NU has been strong against the run in four of five games in 2016, holding three foes to less than 140 rushing yards, including 31 yards by Fresno State.

- Since the start of the 2015 season, Nebraska has limited six opponents to less than 90 rushing yards. NU is 6-0 in those games.
- Nebraska held Southern Miss to 11 rushing yards in 2015, its best run defense effort since Michigan had -17 rushing yards in 2013.

## OPPOSING PASSERS FINDING TOUGH GOING IN 2016

Nebraska struggled against the pass in 2016, and entered the season looking to limit big plays through the air. In a 5-0 start, Nebraska is vastly improved defending the pass.

- Nebraska is allowing 195.0 passing yards per game to rank seventh in the Big Ten and 30th nationally. Last season, the Huskers allowed 290.5 passing yards per game.
- The Huskers have limited three of five opponents to less than 200 yards passing, and the opponents' season high is 251 passing yards by Northwestern. Last season, the first seven Husker opponents all topped 250 passing yards.
- Nebraska has intercepted nine passes, and the Huskers rank 15th nationally in pass efficiency defense with a 104.91 rating.
- The Huskers have allowed just three passing touchdowns in five games. Oregon did not have a touchdown pass against the Huskers, ending an NCAA record streak of 82 straight games for the Ducks with a passing TD.

## POINTS AT A PREMIUM VERSUS BLACKSHIRTS

Limiting big plays is resulting in opponents having a difficult time putting points on the board. Nebraska is allowing 17.6 points per game to rank fifth in the Big Ten and 15th nationally in scoring defense.

- Nebraska has limited four of five opponents to 17 or fewer points. The last time NU held four of its first five opponents to 17 points or less was in 2010.
- Last season, Nebraska held just three opponents all season to less than 17 points.
- The Blackshirts are strong in the Red Zone. Opponents have made 12 trips inside the Huskers' 20-yard line, however just five of those trips have resulted in touchdowns.

## GERRY AGAIN SERVING AS LEADER OF HUSKER SECONDARY

Senior safety **Nathan Gerry** has been a fixture for the defense the past four seasons. Gerry saw action as a true freshman, then started every game in the secondary in 2014 and 2015 and made his mark as one of the top defensive backs in the Big Ten Conference. Gerry is in his second season as a captain in 2016.

In 2015, Gerry was a third-team All-Big Ten choice by the league media, marking the second straight year he earned all-conference accolades. As a sophomore, Gerry garnered second-team all-conference honors.

Gerry made his 2016 debut against Wyoming with two interceptions and a team-high seven tackles. His play earned him Big Ten Defensive Player-of-the-Week honors. He added a team-high nine tackles against Oregon. He had a team-high eight stops, with two tackles for loss and two breakups at Northwestern.

- Gerry's two interceptions against Wyoming marked his first career multiple-TD game. It also pushed his career interceptions total to 11, three shy of the Nebraska career record. The 11 interceptions are tied for fifth among active FBS players.
- Gerry led Nebraska in interceptions the past two seasons with five in 2014 and four in 2015.
- Gerry ranked in the top 10 in the Big Ten in interceptions each of the past two seasons. As a sophomore in 2014, he led the league in interceptions in conference games, with all five picks coming in Big Ten play.
- Gerry has 228 career tackles to rank 18th in school history and second all-time among NU defensive backs. He is 26 tackles from the top 10 on the NU career list.
- Gerry led Nebraska in tackles in 2015 with 79 stops and ranked second in 2014 with 88 tackles.

## MOST TACKLES AMONG DEFENSIVE BACKS IN NEBRASKA HISTORY

Rk.	Player, Pos.	Years	Tackles
1.	Mike Brown, Safety	1996-99	287
<b>2.</b>	<b>Nathan Gerry, Safety</b>	<b>2013-pres.</b>	<b>228</b>
3.	Daniel Bullocks, Safety	2002-05	226

## NEBRASKA WINNING ON 'MONEY DOWN' AGAIN IN 2016

Coaches regularly preach the importance of winning on third down. Nebraska was effective on the 'money down' on both offense and defense in 2015, and has carried that success into 2016.

- In 2016, Nebraska is 35-of-66 on third downs (53 percent), to rank third in the nation. The Blackshirts have limited opponents to 19-of-62 (31 percent), good for 21st in the nation.
- Nebraska ranked third in the Big Ten in third-down conversions at 44.8 percent in 2015. Defensively, the Huskers were fifth in opponent third-down conversions at 34.0 percent.
- The Huskers ranked 24th nationally in both categories. Nebraska joined Clemson, Michigan and Tennessee as the only schools in the nation to rank in the top 25 in both third-down conversions and opponent third-down conversions.



**FOUR SENIORS ELECTED AS 2016 TEAM CAPTAINS**

Four Nebraska seniors were elected by their teammates as 2016 captains. The four players include two each on offense and defense and come to Nebraska from three states.

**2016 NEBRASKA TEAM CAPTAINS**

- Josh Banderas, Sr., LB, Lincoln, Neb.
- Nathan Gerry, Sr., S, Sioux Falls, S.D.
- Dylan Utter, Sr., C, Papillion, Neb.
- Jordan Westerkamp, Sr., WR, Lombard, Ill.

**CAPTAIN NOTES**

- **Jordan Westerkamp** and **Nathan Gerry** are just the ninth and 10th two-time captains in school history.
- Westerkamp's selection marks the fourth straight year a receiver has served as captain.
- **Dylan Utter** and **Josh Banderas** continue a long line of Nebraska natives who have served as Nebraska captains. This marks the 11th straight year a Nebraska native has been named a team captain.
- Utter is the third player in four seasons to become a captain after arriving in the program as a walk-on, joining offensive lineman Spencer Long (2013) and defensive end Jack Gangwish (2015). It also marks the fourth straight year an offensive lineman has been a captain.
- **Nathan Gerry** serving as a captain marks the fourth straight year a defensive back has been a captain. That group includes Gerry in 2015, Corey Cooper and Josh Mitchell in 2014 and Ciente Evans in 2013.
- In addition to four season-long captains, Nebraska will also have a weekly Sam Foltz Honorary captain.

- Fresno State**—Sam Hahn & Alonzo Moore
- Wyoming**—Kieron Williams
- Oregon**—Dedrick Young
- Northwestern**—Sam Cotton
- Illinois**—Kevin Maurice

**NEBRASKA WALK-ON TRADITION CONTINUES**

Mike Riley placed three former walk-ons on scholarship before the start of the season. The members of the group are all Nebraska natives and fifth-year seniors in the Husker program.




**WALK-ONS AWARDED SCHOLARSHIPS**

- Graham Nability, FB (Elkhorn, Neb.)
- Logan Rath, DT (Giltner, Neb.)
- Brad Simpson, LB (Ralston, Neb.)

Nability has played in 30 games in his Nebraska career, primarily on special teams. Rath is a reserve defensive tackle as a senior, and has played in three games with the Huskers. Simpson is among Nebraska's top special teams performers. He has played in 32 games and has 12 special teams tackles with the Huskers.

Nebraska has a long tradition of relying on its walk-on program to help build the foundation of the program. Six walk-ons have gone on to earn first-team All-America honors for Nebraska, while 13 walk-ons have earned first-team academic All-America recognition.

**MOST NATIONAL TITLES SINCE 1970**

	ALABAMA CRIMSON TIDE	7
	NEBRASKA CORNHUSKERS	5
	MIAMI HURRICANES	5

**FOUR TRUE FRESHMEN SEEING ACTION FOR 2016 HUSKERS**

Nebraska has four true freshmen who have seen action in non-conference play. Punter **Caleb Lightbourn** is Nebraska's starting punter, and the other true freshmen to hit the field include I-back/kickoff returner **Tre Bryant**, cornerback **Lamar Jackson** and safety **JoJo Domann**.

**TRUE FRESHMEN PLAYING IN 2016**

- Caleb Lightbourn, P, 17 punts, 39.3 average
- Tre Bryant, RB/KOR, 13 carries, 74 yards, TD; 6 KOR returns, 23.8 yard average
- Lamar Jackson, CB, 7 tackles, sack, 2 TFL
- JoJo Domann, S, 3 tackles

**RILEY JOINS 100-WIN CLUB IN SEASON-OPENING VICTORY**

Nebraska Head Coach **Mike Riley** earned his 100th win as a collegiate head coach in the 43-10 win over Fresno State in the season opener. Riley won 93 games in 14 seasons at Oregon State and has 11 victories at Nebraska.

- Riley is one of 23 active FBS head coaches with 100 career college victories.
- All 104 of Riley's victories have come while coaching in a Power Five Conference. Riley is one of nine active coaches to win 100 games at a Power Five Conference school.

**ACTIVE COACHES WITH 100 WINS AT POWER FIVE CONFERENCE SCHOOLS**

Coach	Current School	Career Wins
Bill Snyder	Kansas State	196
Nick Saban	Alabama	188
Bob Stoops	Oklahoma	182
Mark Richt	Miami	149
Kirk Ferentz	Iowa	131
Urban Meyer	Ohio State	120
Tommy Tuberville	Cincinnati	113
Mike Leach	Washington State	108
<b>Mike Riley</b>	<b>Nebraska</b>	<b>104</b>

**Note:** Win totals reflect only wins at Power Five schools.

**RILEY CONTINUES SUCCESS AGAINST RANKED OPPONENTS**



NU's victory over Oregon on Sept. 17 continued Riley's strong history of knocking off ranked teams during his college coaching career.

- Riley-coached teams have 16 wins over ranked teams in his 16 seasons as a college coach, 14 at Oregon State and wins over Michigan State in 2015 and Oregon in 2016.
- Last year's win over No. 6 Michigan State marked the sixth top-10 opponent a Riley-coached team defeated since 2006.




**WINS BY RILEY-COACHED TEAMS vs. TOP 25**

Year	Opponent	Result
1998	No. 16 Oregon	W, 44-41 (2ot)
2005	No. 18 California	W, 23-20
2006	No. 3 USC	W, 33-31
2006	No. 24 Hawaii	W, 35-32

**MOST ALL-TIME VICTORIES**

	MICHIGAN WOLVERINES	931
	NOTRE DAME FIGHTING IRISH	894
	TEXAS LONGHORNS	888
	NEBRASKA CORNHUSKERS	885




**MOST WINS LAST 60 YEARS**

	NEBRASKA CORNHUSKERS	538
	OKLAHOMA SOONERS	528
	OHIO STATE BUCKEYES	519

**MOST WINS LAST 50 YEARS**

	NEBRASKA CORNHUSKERS	481
	OKLAHOMA SOONERS	458
	OHIO STATE BUCKEYES	455

**MOST WINS LAST 40 YEARS**

	NEBRASKA CORNHUSKERS	390
	FLORIDA STATE SEMINOLES	376
	OHIO STATE BUCKEYES	372

**MOST WINS LAST 30 YEARS**

	FLORIDA STATE SEMINOLES	293
	NEBRASKA CORNHUSKERS	291
	OHIO STATE BUCKEYES	283
	FLORIDA GATORS	279

**HOME OF THE HUSKERS**

Memorial Stadium's history dates back more than 90 years. In the fall of 1922, a drive for \$430,000 in stadium construction funds was undertaken by faculty, students, alumni and friends of the University.

The stadium was named Memorial Stadium to honor all Nebraskans who served in the Civil and Spanish-American Wars; the 751 Nebraskans who died in World War I; the 3,839 in World War II; the 225 in Korea; the 422 in Vietnam; and those in Iraq.

Construction was completed in a few more than 90 working days and Memorial Stadium was dedicated on Oct. 20, 1923, at the Homecoming game in which Nebraska was held to a scoreless tie by Kansas.

The field at Memorial Stadium was named Tom Osborne Field - after the Huskers' legendary Hall-of-Fame coach - in 1998, one year after Osborne's retirement following 25 years and 255 victories as Nebraska's head coach.

**TOP 10 HOME CROWDS**

Rk.	Date	Opponent	Atten.
1.	Sept. 20, 2014	Miami	91,585
2.	Sept. 14, 2013	UCLA	91,471
3.	Aug. 30, 2014	Fla. Atlantic	91,441
4.	Nov. 29, 2013	Iowa	91,260
5.	Sept. 27, 2014	Illinois	91,225
6.	Nov. 22, 2014	Minnesota	91,186
7.	Aug. 31, 2013	Wyoming	91,185
8.	Nov. 2, 2013	Northwestern	91,140
9.	Nov. 1, 2014	Purdue	91,107
10.	Oct. 25, 2014	Rutgers	91,088

**TOP 5 SEASON ATTENDANCE**

Rk.	Year	Games	Total	Avg.
1.	2014	7	638,744	91,249
2.	2013	8	727,466	90,933
3.	2015	7	629,986	89,998
4.	2009	7	601,216	85,888
5.	2010	7	599,648	85,648

**LONGEST HOME WIN STREAKS**

Rk.	Began	Ended	Wins
1.	Oct. 19, 1991	Oct. 31, 1998	47
2.	Sept. 28, 1901	Oct. 20, 1906	33
3.	Nov. 27, 1998	Nov. 2, 2002	26
4.	Sept. 27, 1969	Nov. 23, 1972	23
5.	Oct. 3, 1981	Nov. 17, 1984	21

Note: All streaks at Memorial Stadium, except for the 33-game home winning streak from 1901 to 1906, which occurred prior to Memorial Stadium opening in 1923.



2007	No. 2 California	W, 31-28
2007	No. 16 Oregon	W, 38-31 (2ot)
2008	No. 1 USC	W, 27-21
2008	No. 19 Pittsburgh	W, 3-0
2009	No. 23 California	W, 31-14
2010	No. 9 Arizona	W, 29-27
2010	No. 20 USC	W, 36-7
2012	No. 13 Wisconsin	W, 10-7
2012	No. 19 UCLA	W, 27-20
2014	No. 7 Arizona St.	W, 35-27
2015	No. 6 Michigan St.	W, 39-38
2016	No. 22 Oregon	W, 35-32

**NU STAFF BRINGS VETERAN PRESENCE TO SIDELINE**

Nebraska Head Coach Mike Riley is in his second season in Lincoln. The season also marks Riley's 25th season overall as a head coach. Riley is in his 16th season as a college head coach, including 14 years at Oregon State and two at Nebraska. He also has nine years as a professional head coach, including three years as an NFL head coach.

- Riley picked up his 100th career college coaching win in the season opener. Riley won 93 games in 14 seasons at Oregon State.
- Riley is in his 42nd overall season in either the college or professional coaching ranks, the second-most of any FBS head coach entering 2016. He trails only Alabama's Nick Saban, who enters his 44th season in coaching in 2016.
- With his 25 years of head coaching experience, Riley ranks second among current FBS head coaches in total years of head coaching experience. Notre Dame's Brian Kelly is in his 27th season in 2016.
- Riley is one of only four FBS head coaches with at least three years of NFL head coaching experience. Three of those four coaches are in the Big Ten, including Riley, Illinois' Lovie Smith and Jim Harbaugh of Michigan.

**NU RANKS AMONG NATION'S ATTENDANCE LEADERS**

Nebraska averaged 89,998 fans for its seven home games at Memorial Stadium in 2015. Nebraska's attendance average ranked 11th in the nation and fourth among Big Ten schools. The 2015 season marked the third straight year Nebraska ranked 11th or higher in average attendance. The Big Ten had seven of the top 24 schools in average home attendance in 2015.

In 2014, Nebraska was 10th in average home attendance with 91,249 fans per game. The average attendance for seven home games was the largest ever at Memorial Stadium, bettering the 2013 mark of 90,933 per game.

NU has ranked in the top 20 nationally in attendance each of the 17 years with available attendance figures.

**NCAA RECORD SELLOUT STREAK PASSES 350 GAMES**

One of the most remarkable streaks in collegiate sports continues in 2016. Nebraska has sold out every game at Memorial Stadium since Nov. 3, 1962, a streak of 351 consecutive sellouts, 99 more than second-place Notre Dame.

- Nebraska owns a 300-51 (.855) record during the sellout streak.

**MOST 9-WIN SEASONS SINCE 1960**

<b>N</b>	<b>NEBRASKA CORNHUSKERS</b>	<b>47</b>
	ALABAMA CRIMSON TIDE	34
<b>M</b>	<b>MICHIGAN WOLVERINES</b>	<b>32</b>
	PENN STATE NITTANY LIONS	30

- Overall attendance during the sellout streak totals 26,710,853.

**LONGEST SELLOUT STREAKS IN NCAA HISTORY**

Rk.	School	Total
1.	Nebraska	351
2.	Notre Dame	252

**HUSKERS OWN BIG ADVANTAGE AT MEMORIAL STADIUM**

Nebraska has rewarded the loyalty of its fans with great success at Memorial Stadium.

- Nebraska has won at least six home games in 23 of the past 29 seasons. NU is 166-28 (.856) at home in the last 28 seasons (since 1989).
- Nebraska's most recent perfect home season occurred in 2012. NU is 4-0 at home in 2016.
- The Huskers are 14-7 in Big Ten home games since joining the league in 2011.
- In the past three decades, NU has had three home winning streaks of 20 or more games and overall has posted 41 unbeaten and untied home seasons.
- The Huskers are 535-147-20 (.776, 702 games, 127 years) in Lincoln, and 410-124-13 (.761, 547 games, 93 years) in Memorial Stadium (since 1923).


**NEBRASKA AMONG NATION'S TOP ALL-TIME PROGRAMS**

Nebraska is in its 127th season of college football and owns an 885-368-40 all-time record in 1,293 games (.700). Nebraska is one of 10 programs with 800 all-time victories, ranking fourth with 885 wins.

Since 1970, NU has a 451-127-5 record, for a .778 winning percentage in 583 games.

- Nebraska ranks as the nation's winningest program over the last 40, 50 and 60 years.
- Since Nebraska's first football season in 1890, Husker teams have won 11 or more games 12 times, including seven times since 1993.
- Nebraska has won 12 or more games seven times, including three seasons with 13 wins (1971, 1994, 1997).
- Nebraska has 24 10-win seasons since 1970.
- Nebraska has 49 nine-win seasons in school history, including 41 since 1970 and 47 since Bob Devaney took over the Nebraska program in 1962. No other school in the nation has more than 32 nine-win seasons in that same time.
- NU was the first team in NCAA history to win 100 games in consecutive decades, leading the nation with 103 wins in the 1980s and ranking second with 108 wins in the 1990s.

ALL-TIME BOWL APPEARANCES

	ALABAMA CRIMSON TIDE	62
	TEXAS LONGHORNS	53
	NEBRASKA CORNHUSKERS	52

- Nebraska ranks third in NCAA history with 52 all-time bowl appearances, while the Huskers rank in a tie for seventh with 26 bowl victories.

**HUSKERS RANK IN TOP 10 OF ALL-TIME AP RANKING**

The Associated Press weekly poll began in 1936 and has been a fixture in college football ever since. This August the AP released an all-time top 100 for the first time, ranking programs over the history 80-year history of the poll.

Nebraska checked in at No. 6 in the all-time rankings and was one of three Big Ten programs in the top seven in the poll. Nebraska has appeared in 65 percent of all polls since 1936 and has been ranked No. 1 in 72 polls.

**ASSOCIATED PRESS ALL-TIME TOP 10**

Rk.	School	Points
1.	Ohio State	1,112
2.	Oklahoma	1,055
3.	Notre Dame	1,042
4.	Alabama	993
5.	Southern California	974
<b>6.</b>	<b>Nebraska</b>	<b>901</b>
7.	Michigan	894
8.	Texas	822
9.	Florida State	714
10.	Florida	674

- In addition to the lofty rankings in the AP all-time top 10 poll, Nebraska was also recently recognized as a historically elite program by ESPN.com. In a late August article, ESPN.com identified Nebraska as one of one of eight "Blue Blood" programs in college football history.

**NEBRASKA AMONG LEADERS IN AP NATIONAL TITLES**

Alabama leads the nation by winning 10 Associated Press national titles since 1936, with Notre Dame (8), Oklahoma (7), Miami (5), USC (5), Nebraska (4) and Minnesota (4) next in line. While the Huskers were awarded the national title by the coaches in 1997, NU finished second to Michigan in the AP poll.

In 1970, Nebraska was awarded the AP national title, but not the coaches (Texas was first, Ohio State second and NU third) as the final poll was released before the bowl games were played. In the coaches poll (since 1950), NU is tied for fourth with Miami and Texas with four titles, behind Alabama (9), Oklahoma (6) and USC (5).

**CONFERENCE CROWNS**

Nebraska has won 46 football conference championships in school history. The Huskers won 13 conference titles under Tom Osborne and eight under Bob Devaney.

During its 15-year history in the Big 12 Conference, Nebraska won league titles in 1997 and 1999, and also appeared in the Big 12 Championship Game in 1996, 2006, 2009 and 2010. Nebraska was one of just three teams to capture two or more

Big 12 titles in the first 15 years of the league, joining Oklahoma and Texas. Nebraska's six Big 12 title game appearances were second only to Oklahoma's eight. NU made its first appearance in the Big Ten Championship Game in 2012.

**A HOLIDAY TRADITION**

Nebraska participated in its 52nd bowl game in the 2015 Foster Farms Bowl.

Nebraska is one of only five programs with 50 or more bowl appearances, and its 52 bowl appearances are third all-time, trailing only Alabama (62) and Texas (53).

- The Huskers have played in the postseason in 45 of the past 47 seasons.
- Nebraska appeared in an NCAA-record 35 straight bowl games from 1969 to 2003.
- NU owns a 26-26 all-time bowl record, and the 26 bowl victories rank seventh nationally.

**#PRO BIG RED**

Nebraska has a long-standing tradition of being one of the leading programs in putting players into the NFL.



A total of 26 former Huskers are on NFL rosters as of Sept. 7, including five rookies making their NFL debuts in 2016—defensive tackle Maliek Collins (Dallas), fullback Andy Janovich (Denver), offensive tackle Alex Lewis (Baltimore), nose tackle Vincent Valentine (New England) and offensive lineman Givens Price (Arizona, practice squad).

Nebraska's NFL contingent is led by four players who have made Pro Bowl appearances in their career, including Dolphins defensive tackle Ndamukong Suh, Buccaneers linebacker Lavonte David, Ravens punter Sam Koch and Giants kicker Josh Brown.

NU's Will Compton and Niles Paul were two of five Redskin players elected as 2016. captains.

Nebraska is the only school in the Common Draft Era (since 1967) to have multiple players taken every year in the NFL Draft. Since 1997, Nebraska ranks second in the Big Ten Conference with 88 NFL draftees.

**HUSKERS ON 2016 NFL ROSTERS**

- Ameer Abdullah, RB, Detroit Lions (IR)
- Zaire Anderson, LB, Denver Broncos
- Prince Amukamara, CB, Jacksonville Jaguars
- Josh Brown, PK, New York Giants
- Rex Burkhead, RB, Cincinnati Bengals
- Maliek Collins, DT, Dallas Cowboys
- Will Compton, LB, Washington Redskins
- Jared Crick, DE, Denver Broncos
- Lavonte David, LB, Tampa Bay Buccaneers
- Quincy Enunwa, WR, New York Jets
- Randy Gregory, DE, Dallas Cowboys
- Andy Janovich, FB, Denver Broncos
- Stanley Jean-Baptiste, CB, Seattle Seahawks (IR)
- Sam Koch, P, Baltimore Ravens
- Alex Lewis, OL, Baltimore Ravens
- Spencer Long, OG, Washington Redskins
- Niles Paul, TE, Washington Redskins
- Givens Price, OL, Arizona Cardinals (PS)
- Brent Qvale, OT, New York Jets
- Trevor Roach, LB, Cincinnati Bengals
- Mohammed Seisay, CB, Seattle Seahawks (IR)
- Jeremiah Sirles, OL, Minnesota Vikings
- Matt Slauson, OL, San Diego Chargers
- Daimion Stafford, S, Tennessee Titans
- Ndamukong Suh, DT, Miami Dolphins
- Vincent Valentine, NT, New England Patriots

**HUSKER HIGHLIGHTS**

**1**

Nebraska football is the only team in any sport in NCAA history to boast 100 athletic All-Americans and 100 academic All-Americans.

**2**

Nebraska is the only program to have at least two players selected in every NFL Draft of the Common Draft Era (since 1967).

**3**

Three Huskers have won the Heisman Trophy, all since 1972. Johnny Rodgers won in 1972, Mike Rozier in 1983 and Eric Crouch in 2001.

**4**

Nebraska ranks fourth in NCAA history with 885 all-time victories. The Huskers are one of only 10 teams with 800 all-time wins.

**5**

Nebraska has won five national titles: 1970, 1971, 1994, 1995 and 1997. The Huskers have won the second-most national titles of any school in the country since 1970.

**9**

Nebraska ranks ninth nationally with a total of 23 former players and coaches (17 players, six coaches) who have been enshrined in the College Football Hall of Fame.

**23**

Nebraska leads the nation with a former Husker on a Super Bowl roster for 23 consecutive years.

**46**

The Huskers have won 46 conference titles in program history, the most of any school in the country. This includes 33 perfect conference seasons and 27 unbeaten seasons.

**52**

Nebraska ranks third in NCAA history with 52 all-time bowl appearances. The Huskers are one of only five teams to appear in 50 bowl games.

**107**

Nebraska football has totaled 107 CoSIDA Academic All-Americans, the most of any team in any sport in NCAA history.

**325**

Across all sports, the University of Nebraska has totaled a nation-leading 325 CoSIDA Academic All-Americans, 73 more than any other school.

**351**

Memorial Stadium has been sold out for an NCAA-record 351 consecutive games dating back to Nov. 3, 1962.



## NEBRASKA FOOTBALL FACTS

## HISTORY

Season of Football.....	127th
All-Time Games Played .....	1,293
All-Time Record .....	885-368-40 (.700)
National Ranking in All-Time Wins .....	4th
All-Time Bowl Appearances .....	52
National Ranking in Bowl Appearances .....	3rd
All-Time Bowl Record .....	26-26

## CHAMPIONSHIPS

National Championships .....	5
Back-to-Back National Championships .....	2
Undefeated Seasons .....	11
Perfect Seasons .....	9
Conference Championships .....	46

## RECORD BREAKDOWN

Home Games .....	535-147-20 (.776)
Memorial Stadium .....	410-124-13 (.761)
Record in August .....	14-0-0 (1.000)
Record in September .....	173-41-6 (.800)
Record in October .....	358-139-19 (.712)
Record in November .....	303-154-15 (.658)
Record in December .....	22-13-0 (.629)
Record in January .....	14-21-0 (.400)
Record in February .....	1-0-0 (1.000)
In Overtime.....	8-2
At Night.....	93-37-3
When Scoring 35+ Points.....	364-7
When Allowing 10 Points or Less .....	250-7-1
vs. Big Ten Teams .....	108-84-10
• In Big Ten Play (since 2011).....	27-16
• Home .....	14-7
• Away.....	13-8
• Neutral .....	0-1
vs. Ranked Teams .....	104-123-3
• Home .....	50-38-0
• Away.....	29-61-3
• Neutral .....	25-24-0
• as No. 1 Team .....	46-7-1

## STREAKS

Consecutive Games Scoring a Point .....	263
Consecutive Home Games Scoring a Point.....	317
Consecutive Home Sellouts .....	351
Record in Sellout Streak .....	300-51
• vs. Ranked Teams.....	44-27

## INDIVIDUAL

College Football Hall of Fame Players .....	17
College Football Hall of Fame Coaches.....	6
First-Team All-Americans .....	110
CoSIDA Academic All-Americans* .....	107
NCAA Top Ten Award Winners* .....	9
Heisman Trophy Winners .....	3
Walter Camp Award Winners .....	3
Maxwell Trophy Winners .....	1
Outland Trophy Winners*.....	9
Lombardi Trophy Winners.....	5
Butkus Award Winners.....	1
Johnny Unitas Golden Arm Award Winners..	1
Davey O'Brien Award Winners .....	1
Rimington Award Winners.....	1
Bednarik Award Winners .....	1
Nagurski Trophy Winners .....	1
Retired Jerseys .....	17
Retired Numbers .....	2
All-Conference Selections .....	515

\*Total leads the nation

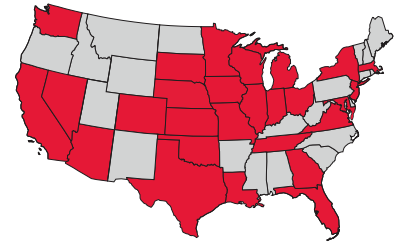
## 2016 SEASON NOTEBOOK

## SCHEDULE NOTES

- The Big Ten Conference moved to a nine-game conference schedule in 2016. Nebraska and the other six members of the Big Ten West Division will play four home games and five road games.
- The Huskers' games against Maryland and Indiana will mark Nebraska's first conference matchups with those schools. The meeting with Maryland will mark the first-ever matchup between the teams.
- The Huskers' non-conference schedule was highlighted by the start of a home-and-home series with Oregon. Nebraska will make a return trip to Eugene in the 2017 season. The two meetings are the first between the schools since Oregon played in Lincoln in both 1985 and 1986.
- Nebraska will play seven games against teams that played in a bowl game last season, including New Year's Six participants Iowa (Rose) and Ohio State (Fiesta). The Big Ten Championship Game is scheduled for Saturday, Dec. 3, at Lucas Oil Stadium in Indianapolis.

## COACHING STAFF NOTES

- The Nebraska coaching staff has one new full-time face for the 2016 season, but it is a familiar one to Husker fans. Mike Riley hired John Parrella as the Huskers' defensive line coach in February. A former Nebraska and NFL standout, Parrella returned to his alma mater after two seasons on the defensive staff at Northern Michigan.
- Parrella was an All-Big Eight defensive tackle for Nebraska and played 12 seasons in the NFL, including appearances in three Super Bowls.
- Defensive coordinator Mark Banker did not coach a position in his first year at Nebraska in 2015. This fall, Banker is coaching the Huskers' safeties, allowing Brian Stewart to focus solely on the cornerbacks.
- The Husker full-time coaching staff has numerous ties to the National Football League, led by Coach Riley. The Huskers have also added new faces in support roles with links to the NFL. Former St. Louis Rams General Manager Billy Devaney is the Huskers' Executive Director of Player Personnel and Special Assistant to the Head Coach. Roman Sapolu is in his second season as a graduate assistant with the program and is the son of Jesse Sapolu a member of four World Championship teams with the San Francisco 49ers. Chase Haslett is an offensive assistant in 2016 and is the son of long-time NFL coach Jim Haslett. James Rodgers, who played under Mike Riley at Oregon State, spent time in the NFL with the Atlanta Falcons. Rodgers has joined the program as a personnel assistant.



## ROSTER NOTES

- Nebraska has a long history of attracting players from all parts of the United States, and the 2016 roster is no different. Nebraska has players from 27 states and Canada on its 137-player roster.
- The Huskers have 57 homegrown Nebraska players on the 2016 roster.
- The roster includes seven additional states with at least five players. Nebraska has 10 players from California, eight each from Florida, Louisiana, Missouri and Texas, and five each from Colorado and Illinois.
- Nebraska's 2016 signing class featured 21 players from 14 states, including multiple signees from California (4), Nebraska, Colorado and Missouri (2).

## ACADEMIC NOTES

- Four Huskers are playing this season as graduate students. **Charles Jackson** (May, 2016), **Alonzo Moore** (August, 2016), **Michael Rose-Ivey** (August, 2016), and **Corey Whitaker** (August, 2016) have all earned their degrees. In addition, punter **Sam Foltz** (May, 2016) had earned his college degree before his passing in July.
- Nineteen additional members of the senior class are expected to pick up their undergraduate degrees in December.
- Nebraska posted a football Graduation Success Rate of 85 percent in 2015 to rank second in the Big Ten. Nebraska's GSR is the ninth-best among all FBS schools and third among public schools in the FBS ranks.
- Husker football players have combined for 107 CoSIDA Academic All-America awards. Nebraska football has produced more academic All-Americans than any other sport in NCAA history, while Nebraska leads the nation with 325 academic All-Americans across all sports.

**THE INDIANA HOOSIERS AT A GLANCE**

- Indiana is 3-2 on the season and 1-1 in Big Ten play.
- The Hoosiers are facing their third consecutive ranked opponent.
- Indiana upset No. 17 Michigan State on Oct. 1 before falling at No. 2 Ohio State last Saturday.
- The Hoosiers are looking for their first winning season since 2007.
- Indiana leads the Big Ten in passing offense (293.0 yards per game) and passing yards per completion (15.6).
- Indiana has struggled in the red zone, scoring on only 67 percent of its red-zone possessions to rank 123rd nationally.
- The Hoosiers are tied for seventh nationally with two interception returns for touchdowns this season.

**THREE HOOSIERS TO WATCH**

**QB Richard Lagow**

- Is averaging 292 passing yards per game with a 60 percent completion rate.
- Ranks 6th nationally in yards per completion (15.7).
- Leads the Big Ten and ranks 21st nationally in passing yards per game.

**LB Tegray Scales**

- Leads the Hoosiers with 45 tackles, 5.5 TFLs and 2.0 sacks.
- Ranks 7th nationally in solo tackles (6.4 per game) and 42nd in total tackles (9.0 per game).
- Posted career highs of 13 tackles, 3.0 TFLs and 2.0 sacks vs. Wake Forest.

**WR Nick Westbrook**

- Leads the Hoosiers with 437 receiving yards and four receiving TDs.
- Ranks 2nd in the Big Ten and 31st nationally in receiving yards per game (87.4).
- Has posted 100 receiving yards in two of Indiana's last four games.

**SERIES HISTORY**

- Indiana leads the all-time series, 9-7-3.
- The series is tied 2-2-1 in Bloomington.
- The teams are meeting as conference foes for the first time Saturday and for the first time overall since a 69-17 NU win in Bloomington in 1978.
- The Huskers have won four straight in the series.
- Indiana's last win was a 23-7 victory in Lincoln on Oct. 17, 1959.

**ABOUT INDIANA FOOTBALL**

- Indiana owns an all-time record of 473-659-45 in 132 seasons.
- Indiana has won two Big Ten titles (1945 and 1967).
- The Hoosiers have been to 10 bowl games (3-7 record).



**INDIANA HEAD COACH  
KEVIN WILSON**

- 6th Season
- 23-43 at Indiana
- 6th Career Season
- 23-43 Career Record
- 0-0 vs. Nebraska (career)
- 0-0 vs. Nebraska (at Indiana)

**INDIANA STATISTICAL LEADERS**

RUSHING	ATT.	YDS	YPC	TD
Devine Redding	105	491	4.7	0
Mike Majette	29	131	4.5	0
Devonte Williams	25	92	3.7	0
Tyler Natee	21	62	3.0	1
Cole Gest	10	47	4.7	0

PASSING	CMP-ATT-INT	PCT.	YDS	TD
Richard Lagow	93-155-7	60.0	1,460	11
Mitchell Paige	1-2-0	50.0	5	1
Tyler Natee	0-1-0	0.0	0	0

RECEIVING	REC.	YDS	YPC	TD
Mitchell Paige	22	261	11.9	2
Nick Westbrook	20	437	21.9	4
Ricky Jones	18	390	21.7	1
Luke Timian	9	117	13.0	1
Danny Friend	6	59	9.8	2

TACKLES	SOLO	TOTAL	TFL	SACKS
Tegray Scales	32	45	5.5	2.0
Marcus Oliver	26	36	2.0	0.0
Marcelino Ball	25	32	0.0	0.0
Jonathan Crawford	14	28	0.5	0.0
Tony Fields	15	23	0.0	0.0

PUNTING	NO.	YDS	AVG.	LONG
Joseph Gedeon	23	911	39.6	53

FIELD GOALS	MADE	ATT	PCT.	LONG
Griffin Oakes	6	10	60.0	49

5-0  
(2-0 BIG TEN)

- 1 Fresno St. W, 43-10
- 2 Wyoming W, 52-17
- 3 #22 Oregon W, 35-32
- 4 @ Northwestern W, 24-13
- 5 Illinois W, 31-16
- 6 BYE WEEK
- 7 @ Indiana
- 8 Purdue
- 9 @ Wisconsin
- 10 @ Ohio St.
- 11 Minnesota
- 12 Maryland
- 13 @ Iowa

TOTAL	BIG TEN	NAT.	CATEGORY (PER GAME)	TOTAL	BIG TEN	NAT.
234.2	4th	23rd	Rushing Offense	160.6	9th	80th
238.4	4th	64th	Passing Offense	293.0	1st	26th
472.6	2nd	32nd	Total Offense	453.6	4th	39th
37.0	4th	35th	Scoring Offense	26.6	8th	84th
151.8	6th	55th	Rushing Defense	169.6	9th	73rd
104.91	3rd	15th	Pass Efficiency Defense	111.77	5th	24th
195.0	7th	30th	Pass Defense	205.4	10th	36th
346.8	4th	28th	Total Defense	375.0	9th	47th
17.6	5th	15th	Scoring Defense	25.0	9th	51st
32.0	14th	124th	Net Punting	36.4	9th	88th
14.0	2nd	16th	Punt Returns	12.3	3rd	27th
25.9	3rd	17th	Kickoff Returns	22.2	6th	57th
10	2nd	35th	Turnovers Gained	9	6th	49th
6	6th	19th	Turnovers Lost	9	10th	71st
+0.8	4th	25th	Turnover Margin	+0.0	9th	57th
2.2	8th	60th	Sacks	1.6	13th	99th
0.6	1st	2nd	Sacks Allowed	1.8	7th	45th
53%	1st	3rd	3rd-Down Offense	37%	9th	86th
31%	4th	21st	3rd-Down Defense	34%	7th	40th

3-2  
(1-1 BIG TEN)

- 1 @ Fla. International
- 2 Ball State W, 30-20
- 3 BYE WEEK
- 4 Wake Forest L, 28-33
- 5 #17 Mich. St. W, 24-21 (ot)
- 6 @ #2 Ohio St. L, 17-38
- 7 Nebraska
- 8 @ Northwestern
- 9 Maryland
- 10 @ Rutgers
- 11 Penn State
- 12 @ Michigan
- 13 Purdue

**THE MIKE RILEY FILE****HEAD COACHING RECORD**

- Overall: 169-162 (25th season)
- College: 104-87 (16th season)
- Nebraska: 11-7 (Second season)

**FAMILY**

- Wife: Dee
- Children: Matthew, Kate
- Grandchildren: Elijah Jo

**COACHING NUMBERS**

- 42 Years of Coaching Experience
- 25 Years as a Head Coach
- 16 Years as a Collegiate Head Coach
- 9 Years as a Professional Head Coach
- 3 Years as an NFL Head Coach
- 17 Years as an Assistant Coach
- 13 Years as a Collegiate Assistant Coach
- 4 Years as a Professional Assistant Coach
- 1 Year as an NFL Assistant Coach

**HEAD COACHING EXPERIENCE****NEBRASKA**

- 2015-present (2nd season; 11-7 record)

**OREGON STATE**

- 2003-14 (12 seasons; 85-66 record)
- 1997-98 (2 seasons; 8-14 record)
- 14 overall seasons; 93-80 record)
- 6-2 record in eight bowl games
- 2008 Pac-10 Coach of the Year

**SAN DIEGO CHARGERS**

- 1999-2001 (3 seasons; 14-34 record)

**SAN ANTONIO RIDERS (WLAFL)**

- 1991-92 (2 seasons; 11-9 record)

**WINNIPEG BLUE BOMBERS (CFL)**

- 1987-90 (4 seasons; 40-32 record)
- 2 Grey Cup Championships (1987, 1990)

**ASSISTANT COACH EXPERIENCE****NEW ORLEANS SAINTS**

- Assistant Head Coach (2002)

**USC**

- Assistant Head Coach/  
Offensive Coordinator (1993-96)

**NORTHERN COLORADO**

- Defensive Coordinator (1986)

**WINNIPEG BLUE BOMBERS (CFL)**

- Assistant Coach (1983-85)

**LINFIELD COLLEGE**

- Defensive Coordinator (1977-82)
- NAIA National Championship (1982)

**WHITWORTH COLLEGE**

- Graduate Assistant (1976)

**CALIFORNIA**

- Graduate Assistant (1975)

**PLAYING EXPERIENCE**

- Alabama (CB)
- National Championship (1973)

**N HEAD COACH  
MIKE RILEY**

The 2016 season is the second at Nebraska for Mike Riley, who boasts 42 years of coaching experience at the collegiate or professional level, the second-most of any FBS head coach. Riley's 25 years of head coaching experience are also tied for the second most among all FBS head coaches.

**OVERALL COACHING EXPERIENCE\***

Nick Saban (Alabama)	44 Years
<b>Mike Riley (Nebraska)</b>	<b>42 Years</b>
Bill Snyder (Kansas State)	41 Years
Rocky Long (San Diego State)	41 Years

**HEAD COACHING EXPERIENCE**

Brian Kelly (Notre Dame)	27 Years
<b>Mike Riley (Nebraska)</b>	<b>25 Years</b>
Bill Snyder (Kansas State)	25 Years
Three Others with	23 Years

**PRO HEAD COACHING EXPERIENCE**

Lovie Smith (Illinois)	11 Years
<b>Mike Riley (Nebraska)</b>	<b>9 Years</b>
Jim Harbaugh (Michigan)	4 Years
Jim Mora Jr. (UCLA)	4 Years

**NFL HEAD COACHING EXPERIENCE**

Lovie Smith (Illinois)	11 Years
Jim Harbaugh (Michigan)	4 Years
Jim Mora Jr. (UCLA)	4 Years
<b>Mike Riley (Nebraska)</b>	<b>3 Years</b>

\*College and professional experience only

**CHAMPIONSHIP PEDIGREE**

- Riley is the only head coach in college football to win a professional title as a head coach
- Riley has won championships at the NAIA, NCAA FBS and professional levels.
- Riley was a cornerback on Alabama's 1973 national championship team.
- In 1982, Riley was the defensive coordinator for Linfield College, which went 12-0 and won the NAIA national championship.
- Riley won two Grey Cup titles in his four seasons with the Winnipeg Blue Bombers in the Canadian Football League.
- In his first season as a head coach at any level, Riley led Winnipeg to the 1987 Grey Cup title.
- Riley won his first Grey Cup at the age of 33, making him the third-youngest head coach ever to win a professional title (CFL, NFL, NFL Europe, UFL, USFL, WFL, WLAFL, XFL).
- Since the NFL-AFL merger in 1970, Riley is the youngest head coach to win a championship in any professional league.
- Riley and Hugh Campbell of the Edmonton Eskimos (CFL) are the only two head coaches in the Super Bowl era to win two professional titles before the age of 40.

**PROVEN WINNER**

- Riley has 104 career college victories, all at Power Five Schools
- Riley won 93 games at Oregon State, making him the winningest coach in Beaver history.
- Riley ended his tenure at OSU ranked 11th in Pac-12 history with 58 conference wins.
- Riley is one of nine active FBS head coaches with 100 wins at Power Five Schools.
- Riley owns a 7-2 record in bowl games, including a win over UCLA in the 2015 Foster Farms Bowl.
- Riley's .778 bowl winning percentage ranks fifth in NCAA history among coaches who appeared in at least eight bowl games.
- Riley is 1 of 6 coaches in NCAA history to win his first five bowl games.
- Riley is 1 of 12 coaches in NCAA history to win five consecutive bowl games.
- In 16 seasons as a college head coach, Riley has led his teams to 16 wins over ranked opponents, including six wins over top-10 teams and three wins over top-three foes.
- Riley coached two Biletnikoff Award winners at Oregon State, and is the only active FBS coach to have two players win the award.



**DEFENSIVE ASSISTANTS**



**MARK BANKER**  
DEFENSIVE COORDINATOR/  
SAFETIES

- 38 Years of Experience
- 30 Years as Def. Coordinator
- 3 Years of NFL Experience

• Game Day: Field

**HIGHLIGHTS**

- NU ranked ninth nationally in rush defense in 2015; OSU led nation in that category in 2007
- Top-10 total defense rankings in 2003 & 2007
- Coordinated a San Diego Charger defense to a No. 11 NFL total defense ranking in 2001



**TRENT BRAY**  
LINEBACKERS

- 8 Years of Experience
- 8 Years at Power Five School
- 1 Year Playing in NFL Europe
- Game Day: Field

**HIGHLIGHTS**

- Helped Nebraska freshman Dedrick Young set an NU record for tackles by a true frosh last season with 61 tackles
- Coached in four bowl games past five years
- Ranks among top 10 tacklers in OSU history



**JOHN PARRELLA**  
DEFENSIVE LINE

- 9 Years of Experience
- 4 Years of College Experience
- 12 Years of Playing in NFL
- Game Day: Field

**HIGHLIGHTS**

- Helped Chabot JC to a conference title in 2013
- Started the varsity program at Valley Christian High in California and led team to playoffs
- Had all-conference playing career at Nebraska and played 12 seasons in NFL



**BRIAN STEWART**  
CORNERBACKS

- 25 Years of Experience
- 8 Years of NFL Experience
- 7 Years as Def. Coordinator
- Game Day: Press Box

**HIGHLIGHTS**

- Helped Houston to a 13-1 record in 2011
- Coached 14 Pro Bowlers in eight NFL seasons
- Coordinated Dallas Cowboys defenses that led NFL in sacks in 2007 and 2008

**SPECIAL TEAMS COORDINATOR**



**BRUCE READ**  
SPECIAL TEAMS COORDINATOR

- 32 Years of Experience
- 13 Years at Power Five School
- 7 Years of NFL Experience
- Game Day: Field

**HIGHLIGHTS**

- Coached all-conference punter and kicker in first season at Nebraska
- Led Alexis Serna to 2005 Lou Groza Award
- San Diego Chargers special teams ranked in top six in NFL twice in Read's three seasons

**OFFENSIVE ASSISTANTS**



**DANNY LANGSDORF**  
OFFENSIVE COORDINATOR/  
QUARTERBACKS

- 21 Years of Experience
- 13 Years as Off. Coordinator
- 4 Years of NFL Experience

• Game Day: Press Box

**HIGHLIGHTS**

- Helped Nebraska rank in top three in Big Ten in passing, scoring and total offense in 2015
- Eli Manning career-high completion rate in 2014
- Sean Mannion set Pac-12 career passing record



**MIKE CAVANAUGH**  
OFFENSIVE LINE

- 31 Years of Experience
- 6 Years as Off. Coordinator
- 2 Years of NFL Experience
- Game Day: Field

**HIGHLIGHTS**

- Coached 24 all-conference linemen in past 11 years
- OSU set a then-Pac-12 passing record in 2013
- Helped Hawaii rank in the top 10 nationally in total offense three times in six seasons



**REGGIE DAVIS**  
RUNNING BACKS

- 13 Years of Experience
- 4 Years of NFL Experience
- 2 Years Playing in NFL
- Game Day: Field

**HIGHLIGHTS**

- Coached in three NFC Championship Games
- Coached All-Pro TE Vernon Davis for three years
- Helped OSU RB Jacquizz Rodgers become first freshman to be Pac-10 Offensive MVP



**KEITH WILLIAMS**  
WIDE RECEIVERS

- 17 Years of Experience
- 4 Years as Off. Coordinator
- 1 Year Playing in NFL
- Game Day: Field

**HIGHLIGHTS**

- Eight former wideouts played in NFL in 2015
- NU receivers combined for 192 catches, 23 TD and 2,774 yards in 2015
- Coached San Jose State's Edell Shepherd to school-record 1,500 receiving yards in 2001

**ADDITIONAL FOOTBALL STAFF**

- **Associate A.D./Football:** Dan Van De Riet
- **Exec. Director Player Personnel:** Billy Devaney
- **Director of Player Personnel:** Ryan Gunderson
- **Offensive GA:** Tavita Thompson (Tight Ends)
- **Offensive GA:** Hardie Buck (Receivers)
- **Offensive GA:** Roman Sapolu (Offensive Line)
- **Defensive GA:** Blair Tushaus (Defensive Line)
- **Head Football Strength Coach:** Mark Philipp
- **Head Football Athletic Trainer:** Mark Mayer
- **Head Equipment Manager:** Jay Terry
- **Director of Video:** Tate Guillotte

**HUSKER COACHING NUMBERS**

**4**

Mike Riley is 1 of 4 FBS coaches with at least three seasons of NFL head coaching experience. Riley is 1 of 6 FBS coaches who has been an NFL head coach (UCLA's Jim Mora Jr., Michigan's Jim Harbaugh, Louisville's Bobby Petrino, Alabama's Nick Saban, Illinois' Lovie Smith).

**5**

Mike Riley ranks fifth in NCAA history with a .778 winning percentage in bowl games. One of only six coaches in NCAA history to win his first five bowl games, Riley is 7-2 in bowl games including a win over UCLA in the 2015 Foster Farms Bowl.

**9**

Nine coaches boast NFL experience, including Mike Riley as a head coach, Mark Banker and Brian Stewart as defensive coordinators and Bruce Read as a special teams coordinator.

**9**

Mike Riley owns nine years of experience as a professional head coach, the second-most of any FBS coach. In addition to the NFL, Riley led teams in the Canadian Football League and the World League of American Football, the predecessor to NFL Europe.

**25**

Mike Riley owns 25 years of head coaching experience at the collegiate or professional level, the second most among FBS head coaches.

**33**

The NU coaching staff has combined for 33 seasons of coaching experience in the NFL

**42**

Mike Riley's 42 years of coaching experience at the collegiate or professional level rank second among FBS head coaches. Alabama's Nick Saban (44 years) is the only coach ahead of Riley on that list.

**65**

Nebraska's 10 full-time coaches have been a part of 65 bowl teams during their collegiate coaching careers.

**231**

The Husker coaching staff has a combined 231 years of coaching experience at the collegiate or professional level.

## NEBRASKA DEPTH CHART-INDIANA

## OFFENSE

## WIDE RECEIVER (Z)

- 15 De'Mornay Pierson-El, 5-9, 185, Jr.  
82 Alonzo Moore, 6-2, 195, Sr.

## LEFT TACKLE

- 68 Nick Gates, 6-5, 290, So.  
62 Cole Conrad, 6-5, 305, So.  
65 Christian Gaylord, 6-6, 300, RFr.

## LEFT GUARD

- 73 Sam Hahn, 6-7, 300, Sr.  
58 Corey Whitaker, 6-5, 295, Sr.

## CENTER

- 66 Dylan Utter, 6-1, 295, Sr.  
79 Michael Decker, 6-4, 285, RFr.

## RIGHT GUARD

- 63 Tanner Farmer, 6-4, 295, So.  
58 Corey Whitaker, 6-5, 295, Sr.  
74 Jalin Barnett, 6-4, 310, RFr.

## RIGHT TACKLE

- 77 David Knevel, 6-9, 315, Jr.  
62 Cole Conrad, 6-5, 305, So.

## TIGHT END

- 84 Sam Cotton, 6-5, 250, Sr.  
42 Trey Foster, 6-2, 250, Sr.  
88 Tyler Hoppes, 6-4, 240, Jr.  
89 Connor Ketter, 6-5, 245, Jr.  
85 Matt Snyder, 6-5, 255, RFr.

## WIDE RECEIVER (R)

- 87 Brandon Reilly, 6-2, 200, Sr.  
81 Gabe Rahn, 6-1, 195, Jr.

## WIDE RECEIVER (X)

- 8 Stanley Morgan Jr., 6-1, 200, So.  
83 Bryan Reimers, 6-5, 210, So.

## QUARTERBACK

- 4 Tommy Armstrong Jr., 6-1, 220, Sr.  
17 Ryker Fyfe, 6-3, 215, Sr.  
12 Patrick O'Brien, 6-4, 230, Fr.  
2 Zack Darlington, 6-2, 195, So.

## I-BACK

- 34 Terrell Newby, 5-10, 200, Sr.  
22 Devine Ozigbo, 6-0, 230, So.  
21 Mikale Wilbon, 5-9, 195, So.  
18 Tre Bryant, 5-11, 200, Fr.

## FULLBACK

- 41 Luke McNitt, 6-2, 240, Jr.  
38 Harrison Jordan, 5-10, 230, Jr.  
29 Graham Nabity, 6-1, 210, Sr.

## OFFENSIVE CAREER STARTS

Tommy Armstrong Jr., Sr., QB	38
Cethan Carter, Sr., TE	30
Dylan Utter, Sr., C	19
Alonzo Moore, Sr., WR	16
Sam Cotton, Sr., TE	16
Nick Gates, So., OT	15
Jordan Westerkamp, Sr., WR	14
Terrell Newby, Sr., IB	12
De'Mornay Pierson-El, Jr., WR	9
Brandon Reilly, Sr., WR	8
Stanley Morgan Jr., So., WR	6
Sam Hahn, Sr., OG	5
David Knevel, Jr., OT	5
Tanner Farmer, Soph., OG	4
Trey Foster, Sr., TE	2
Devine Ozigbo, Soph., IB	1
Corey Whitaker, Sr., OG	1
Ryker Fyfe, Sr., QB	1
Luke McNitt, Jr., FB	1
Bryan Reimers, Soph., WR	1

## DEFENSE

## DEFENSIVE END

- 88 Ross Dzuris, 6-3, 255, Sr.  
22 Alex Davis, 6-5, 255, RFr.  
9 DaiShon Neal, 6-7, 270, RFr.

## DEFENSIVE TACKLE

- 44 Mick Stoltenberg, 6-5, 290, So.  
96 Carlos Davis, 6-2, 295, RFr.  
97 Logan Rath, 6-4, 280, Sr.

## DEFENSIVE TACKLE

- 55 Kevin Maurice, 6-3, 300, Sr.  
94 Khalil Davis, 6-2, 290, RFr.  
99 Peyton Newell, 6-3, 290, So.

## DEFENSIVE END

- 91 Freedom Akinmoladun, 6-4, 255, So.  
45 A.J. Natter, 6-5, 260, Jr.  
17 Sedrick King, 6-4, 250, So.

## SAM LINEBACKER

- 15 Michael Rose-Ivey, 6-0, 230, Sr.  
3 Marcus Newby, 6-1, 235, Jr.  
12 Luke Gifford, 6-3, 230, So.

## MIKE LINEBACKER

- 52 Josh Banderas, 6-3, 240, Sr.  
49 Chris Weber, 6-3, 230, Jr.

## WILL LINEBACKER

- 5 Dedrick Young, 6-1, 220, So.  
7 Mohamed Barry, 6-1, 220, RFr.  
56 Brad Simpson, 6-0, 230, Sr.

## CORNERBACK

- 10 Joshua Kalu, 6-1, 190, Jr.  
1 Lamar Jackson, 6-3, 195, Fr.  
11 Boaz Joseph, 6-1, 190, Jr.

## SAFETY

- 26 Kieron Williams, 6-1, 195, Jr.  
24 Aaron Williams, 5-11, 185, So.  
4 Avery Anderson, 6-0, 185, RFr.

## SAFETY

- 25 Nathan Gerry, 6-2, 220, Sr.  
16 Antonio Reed, 6-2, 220, So.  
13 JoJo Domann, 6-1, 205, Fr.  
36 Reid Karel, 6-3, 205, RFr.

## CORNERBACK

- 8 Chris Jones, 6-0, 185, Jr.  
6 Eric Lee Jr., 6-0, 190, RFr.

## DEFENSIVE CAREER STARTS

Nathan Gerry, Sr., S	33
Josh Banderas, Sr., LB	23
Joshua Kalu, Jr., CB	20
Dedrick Young, So., LB	16
Michael Rose-Ivey, Sr., LB	12
Chris Jones, Jr., CB	12
Marcus Newby, Jr., LB	8
Ross Dzuris, Sr., DE	9
Freedom Akinmoladun, So., DE	9
Aaron Williams, So., S	6
Kevin Maurice, Sr., DT	6
Kieron Williams, Jr., S	5
Chris Weber, Jr., LB	4
Carlos Davis, RFr., DT	4
Mick Stoltenberg, Soph., DT	1

## SPECIAL TEAMS

## PLACE-KICKER

- 34 Drew Brown, 5-11, 195, Jr.  
95 Spencer Lindsay, 5-9, 210, Sr.

## PUNTER

- 35 Caleb Lightbourn, 6-3, 220, Fr.  
98 Isaac Armstrong, 5-11, 195, RFr.

## LONG SNAPPER

- 54 Jordan Ober, 6-1, 205, So.  
92 Chase Urbach, 6-3, 200, RFr.

## HOLDER

- 2 Zack Darlington, 6-2, 195, So.

## KICKOFF RETURNER

- 18 Tre Bryant, 5-11, 200, Fr.  
39 Jordan Nelson, 5-8, 180, Sr.

## PUNT RETURNER

- 15 De'Mornay Pierson-El, 5-9, 185, Jr.  
1 Jordan Westerkamp, 6-0, 200, Sr.

## INJURED

- 67 Jerald Foster, 6-3, 310, So., OG  
1 Jordan Westerkamp, 6-0, 200, Sr., WR  
11 Cethan Carter, 6-4, 240, Sr., TE

## SPECIAL TEAMS CAREER STARTS

Drew Brown, Jr., PK	31
Jordan Ober, So., LS	18
Caleb Lightbourn, Fr., P	4

HUSKER NUMERICAL ROSTER

NO.	NAME	POS.
1	Lamar Jackson	DB
1	Jordan Westerkamp	WR
2	Tony Butler	DB
2	Zack Darlington	WR
3	Lavan Alston Jr.	WR
3	Marcus Newby	LB
4	Avery Anderson	S
4	Tommy Armstrong Jr.	QB
5	Dedrick Young II	LB
6	Eric Lee Jr.	CB
7	Mohamed Barry	LB
8	Chris Jones	CB
8	Stanley Morgan Jr.	WR
9	DaiShon Neal	DE
9	Keyan Williams	WR
10	Joshua Kalu	CB
10	JD Spielman	WR
11	Cethan Carter	TE
11	Boaz Joseph	CB
12	Luke Gifford	LB
12	Patrick O'Brien	QB
13	JoJo Domann	DB
13	Tanner Lee	QB
14	Kyle Kasun	DB
15	De'Mornay Pierson-El	WR
15	Michael Rose-Ivey	LB
16	Antonio Reed	S
17	Ryker Fyfe	QB
17	Sedrick King	DE
18	Tre Bryant	IB
19	Marquel Dismuke	DB
21	Charles Jackson	DB
21	Mikale Wilbon	IB
22	Alex Davis	DE
22	Devine Ozigbo	IB
23	Dicaprio Bootle	DB
23	Austin Rose	IB
24	Sean Lambert	RB
24	Aaron Williams	S
25	Nathan Gerry	S
26	Thomas Connelly	LB
26	Brady Pelzer	WR
26	Jamie Sutcliffe	PK
26	Kieron Williams	S
27	Sam Foltz	P
28	Adam Taylor	IB
28	Eli Sullivan	DB
29	Nolan Graham	DB
29	Graham Nabity	FB
30	Quayshon Alexander	LB
30	Bo Kitrell	FB
31	Greg Simmons	LB
31	Conor Young	WR
32	Tanner Hass	RB
32	Pernell Jefferson	LB
33	Christian Bailey	WR
33	Tanner Zlab	DB
34	Drew Brown	PK
34	Terrell Newby	IB
35	Caleb Lightbourn	P/PK
35	Jeremiah Stovall	DB
36	Spencer Jordan	FB
36	Reid Karel	DB
37	Wyatt Mazour	IB
38	Harrison Jordan	FB
39	Donovan McDonald	WR
39	Jordan Nelson	IB
40	Ty Betka	WR
40	Grant Jordan	LB
41	Noah Johnson	IB
41	Luke McNitt	FB
42	Trey Foster	TE
43	Tyrin Ferguson	LB
43	Todd Honas	WR
44	Mitch McCann	FB
44	Mick Stoltenberg	DL

2016 NEBRASKA CORNHUSKER ALPHABETICAL ROSTER

NO.	NAME	POS.	HT.	WT.	YR.	HOMETOWN (HIGH SCHOOL/COLLEGE)
91	* Akinmoladun, Freedom	DE	6-4	255	So.	Grandview, Mo. (Grandview)
30	Alexander, Quayshon	LB	6-3	235	Fr.	Prospect Park, N.J. (De Paul Catholic)
3	Alston Jr., Lavan	WR	6-0	175	RFr.	Oxnard, Calif. (St. Bonaventure)
4	Anderson, Avery	S	6-0	185	RFr.	Surprise, Ariz. (Pine Creek, Colorado Springs, Colo.)
75	Anderson, Fyn	DL	6-3	260	RFr.	Lincoln, Neb. (Southeast)
98	Armstrong, Isaac	P	5-11	195	RFr.	Lincoln, Neb. (Kearney/Southwest)
4	*** Armstrong Jr., Tommy	QB	6-1	220	Sr.	Cibolo, Texas (Steele)
33	** Bailey, Christian	WR	6-0	205	Jr.	San Clemente, Calif. (San Clemente)
52	*** Banderas, Josh	LB	6-3	240	Sr.	Lincoln, Neb. (Southwest)
74	Barnett, Jalin	OL	6-4	310	RFr.	Lawton, Okla. (Lawton)
7	Barry, Mohamed	LB	6-1	220	RFr.	Grayson, Ga. (Grayson)
40	Betka, Ty	WR	5-7	165	Sr.	Superior, Neb. (Superior/Drake)
23	Bootle, Dicaprio	DB	5-10	180	Fr.	Miami, Fla. (Southridge)
53	Boryca, Alex	LB	6-2	220	So.	Cozad, Neb. (Cozad)
61	Brokop, Bryan	OL	6-5	275	Fr.	New Lenox, Ill. (Lincoln-Way West)
34	** Brown, Drew	PK	5-11	195	Jr.	Southlake, Texas (Southlake Carroll)
51	Brugmann, Jared	LB	6-2	235	RFr.	Gretna, Neb. (Gretna)
18	Bryant, Tre	IB	5-11	200	Fr.	St. Louis, Mo. (Christian Brothers College)
2	Butler, Tony	DB	6-2	195	Fr.	Lakewood, Ohio (St. Edward)
11	*** Carter, Cethan	TE	6-4	240	Sr.	New Orleans, La. (Archbishop Rummel)
45	Chaffin, Ty	WR	6-5	200	Fr.	Burwell, Neb. (Burwell)
80	Classen, Brett	WR	6-2	205	Jr.	Medina, Minn. (Wayzata/Winona State)
59	Cleveland, Brody	LB	6-2	225	RFr.	Ogallala, Neb. (Ogallala)
26	Connely, Thomas	LB	5-11	220	So.	Kearney, Neb. (Kearney Catholic)
62	Conrad, Cole	OL	6-5	305	So.	Fremont, Neb. (Archbishop Bergan)
84	*** Cotton, Sam	TE	6-5	250	Sr.	Lincoln, Neb. (Southeast)
2	Darlington, Zack	WR	6-2	195	So.	Apopka, Fla. (Apopka)
22	Davis, Alex	DE	6-5	255	RFr.	Riviera Beach, Fla. (Dwyer)
96	Davis, Carlos	DT	6-2	295	RFr.	Blue Springs, Mo. (Blue Springs)
94	Davis, Khalil	DT	6-2	290	RFr.	Blue Springs, Mo. (Blue Springs)
79	Decker, Michael	OL	6-4	285	RFr.	Omaha, Neb. (North)
19	Dismuke, Marquel	DB	6-2	180	Fr.	Compton, Calif. (Calabasas)
13	Domann, JoJo	DB	6-1	205	Fr.	Colorado Springs, Colo. (Pine Creek)
88	* Dzuris, Ross	DE	6-3	255	Sr.	Plattsmouth, Neb. (Plattsmouth)
83	Engelhaupt, David	TE	6-3	230	Fr.	Norfolk, Neb. (Norfolk Catholic)
48	Evans, Erik	DE	6-3	255	Jr.	Waverly, Neb. (Waverly)
63	Farmer, Tanner	OL	6-4	295	So.	Highland, Ill. (Highland)
71	Farniok, Matt	OL	6-6	300	Fr.	Sioux Falls, S.D. (Washington)
43	* Ferguson, Tyrin	LB	6-2	225	So.	New Orleans, La. (Edna Karr)
27	*** Foltz, Sam	P	6-2	205	Sr.	Greeley, Neb. (Grand Island)
67	* Foster, Jerald	OL	6-3	310	So.	Lincoln, Neb. (Southeast)
42	*** Foster, Trey	TE	6-2	250	Sr.	Lincoln, Neb. (Southeast)
17	* Fyfe, Ryker	QB	6-3	215	Sr.	Grand Island, Neb. (Grand Island)
68	* Gates, Nick	OL	6-5	290	So.	Las Vegas, Nev. (Bishop Gorman)
65	Gaylord, Christian	OL	6-6	300	RFr.	Baldwin City, Kan. (Baldwin City)
25	*** Gerry, Nathan	S	6-2	220	Sr.	Sioux Falls, S.D. (Washington)
12	* Gifford, Luke	LB	6-3	230	So.	Lincoln, Neb. (Southeast)
29	Graham, Nolan	DB	5-11	200	So.	Firth, Neb. (Norris)
73	* Hahn, Sam	OL	6-7	300	Sr.	DeWitt, Neb. (Tri-County/North Dakota State)
54	Hamik, Creighton	LB	6-3	210	Fr.	Kearney, Neb. (Kearney Catholic)
72	* Hannon, Zach	OL	6-5	315	Jr.	Kansas City, Mo. (Rockhurst)
32	Hass, Tanner	RB	6-0	195	Fr.	West Point, Neb. (Guardian Angels)
49	Hemphill, Austin	FB	6-0	220	RFr.	Gretna, Neb. (Gretna)
47	Hohenstein, Branden	TE	6-4	205	Fr.	Jackson, Neb. (Bishop Heelan)
43	Honas, Todd	WR	5-11	200	Fr.	Aurora, Neb. (Aurora)
88	Hoppes, Tyler	TE	6-4	240	Jr.	Lincoln, Neb. (Southwest/Wayne State)
21	** Jackson, Charles	DB	5-11	180	Sr.	Spring, Texas (Klein Collins)
1	Jackson, Lamar	DB	6-3	195	Fr.	Elk Grove, Calif. (Franklin)
47	Jarzynka, Matt	DE	6-4	255	So.	Loup City, Neb. (Loup City)
32	Jefferson, Pernell	LB	6-2	225	Fr.	New Orleans, La. (Warren Easton)
50	Johns, Garret	DL	6-0	285	Sr.	Aurora, Neb. (Aurora)
41	Johnson, Noah	IB	6-0	210	RFr.	Sutton, Neb. (Sutton)
76	Johnson Jr., Dwayne	OL	6-6	300	Jr.	Houston, Texas (Bellaire)
8	** Jones, Chris	CB	6-0	185	Jr.	Jacksonville, Fla. (Sandalwood)
40	Jordan, Grant	LB	6-2	205	Fr.	Omaha, Neb. (Westside)
38	** Jordan, Harrison	FB	5-10	230	Jr.	Omaha, Neb. (Westside)
36	Jordan, Spencer	FB	6-2	215	Fr.	Omaha, Neb. (Westside)
11	** Joseph, Boaz	CB	6-1	190	Jr.	Weston, Fla. (Cypress Bay)
10	** Kalu, Joshua	CB	6-1	190	Jr.	Houston, Texas (Alief Taylor)
36	Karel, Reid	DB	6-3	205	RFr.	Seward, Neb. (Seward)
14	Kasun, Kyle	DB	6-0	180	RFr.	Papillion, Neb. (Papillion-La Vista South)
89	Ketter, Connor	TE	6-5	245	Jr.	Norfolk, Neb. (Norfolk Catholic)
17	King, Sedrick	DE	6-4	250	So.	Plant City, Fla. (Plant City)
30	Kitrell, Bo	FB	6-1	225	So.	Ashland, Neb. (Ashland-Greenwood)
59	Kitten, Jake	OL	6-2	290	Fr.	Santee, Calif. (Santana)
77	** Knevel, David	OL	6-9	315	Jr.	Brantford, Ontario, Canada (Pauline S. Johnson Collegiate)
24	Lambert, Sean	RB	6-0	200	Fr.	Fremont, Neb. (Fremont)





6	Lee Jr., Eric	CB	6-0	190	RFr.	Milton, Mass. (Valor Christian, Colo.)
13	Lee, Tanner	QB	6-4	205	Jr.	Destrehan, La. (Jesuit/Tulane)
35	Lightbourn, Caleb	P/PK	6-3	220	Fr.	Washougal, Wash. (Camas)
95	* Lindsay, Spencer	PK	5-9	210	Sr.	Kearney, Neb. (Kearney)
58	Lopez, Joel	DL	6-2	280	Jr.	Saint Charles, Ill. (Burlington Central)
55	*** Maurice, Kevin	DT	6-3	300	Sr.	Orlando, Fla. (Freedom)
37	Mazour, Wyatt	IB	5-9	190	RFr.	Albion, Neb. (Boone Central)
44	McCann, Mitch	FB	6-0	240	Sr.	Omaha, Neb. (Burke)
39	McDonald, Donovan	WR	5-11	175	RFr.	Montclair, N.J. (Fork Union Military Academy/Montclair)
41	* McNitt, Luke	FB	6-2	240	Jr.	Kearney, Neb. (Kearney/Nebraska-Kearney)
98	Miller, Collin	DE	6-3	235	Fr.	Fishers, Ind. (Hamilton Southeastern)
82	*** Moore, Alonzo	WR	6-2	195	Sr.	Winnfield, La. (Winnfield Senior)
8	* Morgan Jr., Stanley	WR	6-1	200	So.	New Orleans, La. (St. Augustine)
29	** Nabity, Graham	FB	6-1	210	Sr.	Omaha, Neb. (Elkhorn)
45	Natter, A.J.	DE	6-5	260	Jr.	Milton, Wis. (Milton)
9	Neal, DaiShon	DE	6-7	270	RFr.	Houston, Texas (Omaha Central)
39	** Nelson, Jordan	IB	5-8	180	Sr.	Omaha, Neb. (Burke)
3	** Newby, Marcus	LB	6-1	235	Jr.	North Potomac, Md. (Quince Orchard)
34	*** Newby, Terrell	IB	5-10	200	Sr.	Los Angeles, Calif. (Chaminade)
99	Newell, Peyton	DT	6-3	290	So.	Hiawatha, Kan. (Hiawatha)
12	O'Brien, Patrick	QB	6-4	230	Fr.	San Juan Capistrano, Calif. (San Juan Hills)
54	* Ober, Jordan	LS	6-1	205	So.	Las Vegas, Nev. (Bishop Gorman)
76	Owen, Dylan	DL	6-5	240	So.	Westchester, N.Y. (Somers/Bridgton Academy)
22	* Ozigbo, Devine	IB	6-0	230	Sr.	Sachse, Texas (Sachse)
54	Painter, Robby	OL	6-5	300	So.	Centennial, Colo. (Grandview)
26	Pelzer, Brady	WR	5-11	185	So.	Bellevue, Neb. (Bellevue East)
15	** Pierson-El, De'Mornay	WR	5-9	185	Jr.	Alexandria, Va. (West Potomac)
81	Rahn, Gabe	WR	6-1	195	Jr.	Le Mars, Iowa (Le Mars)
50	Raridon, John	OL	6-4	275	Fr.	West Des Moines, Iowa (Valley)
97	Rath, Logan	DT	6-4	280	Sr.	Giltner, Neb. (Giltner/South Dakota State)
16	* Reed, Antonio	S	6-2	220	So.	Memphis, Tenn. (Southaven [Miss.])
87	*** Reilly, Brandon	WR	6-2	200	Sr.	Lincoln, Neb. (Southwest)
83	Reimers, Bryan	WR	6-5	210	So.	Lincoln, Neb. (East)
23	Rose, Austin	IB	6-1	225	So.	Lincoln, Neb. (North Star)
15	** Rose-Ivey, Michael	LB	6-0	230	Sr.	Kansas City, Mo. (Rockhurst)
31	Simmons, Greg	LB	6-2	240	Fr.	Fort Pierce, Fla. (Fort Pierce Central)
56	** Simpson, Brad	LB	6-0	230	Sr.	Omaha, Neb. (Ralston)
48	Smith, Ne'Land	WR	6-3	190	Fr.	Blue Springs, Mo. (Blue Springs)
85	Snyder, Matt	TE	6-5	255	RFr.	San Ramon, Calif. (California)
10	Spielman, JD	WR	5-9	180	Fr.	Eden Prairie, Minn. (Eden Prairie)
95	Stille, Ben	DE	6-5	240	Fr.	Ashland, Neb. (Ashland-Greenwood)
86	Stoll, Jack	TE	6-4	235	Fr.	Lone Tree, Colo. (Regis Jesuit)
44	* Stoltenberg, Mick	DL	6-5	290	So.	Gretna, Neb. (Gretna)
35	Stovall, Jeremiah	DB	5-11	175	RFr.	Omaha, Neb. (Creighton Prep)
28	Sullivan, Eli	DB	6-2	190	Fr.	Longmont, Colo. (Longmont)
26	Sutcliffe, Jamie	PK	6-2	190	Sr.	Thousand Oaks, Calif. (Thousand Oaks/Utah/Pierce College)
28	* Taylor, Adam	IB	6-2	210	Jr.	Katy, Texas (Katy)
92	Urbach, Chase	LS	6-3	200	RFr.	Grosse Pointe, Mich. (Grosse Pointe South)
66	** Utter, Dylan	OL	6-1	295	Sr.	Papillion, Neb. (Papillion-La Vista)
49	** Weber, Chris	LB	6-3	230	Jr.	Omaha, Neb. (Elkhorn)
57	Weinmaster, Jacob	LB	6-0	215	RFr.	Loveland, Colo. (Loveland)
1	*** Westerkamp, Jordan	WR	6-0	200	Sr.	Lombard, Ill. (Montini Catholic)
58	* Whitaker, Corey	OL	6-5	295	Sr.	Murrieta, Calif. (Vista Murrieta)
21	* Wilbon, Mikale	IB	5-9	195	So.	Chicago, Ill. (De La Salle Institute)
24	* Williams, Aaron	S	5-11	185	So.	Atlanta, Ga. (Carver)
9	Williams, Keyan	WR	5-10	195	So.	New Orleans, La. (Lusher/Fresno State)
26	** Williams, Kieron	S	6-1	195	Jr.	Shreveport, La. (C.E. Byrd/Air Force Prep)
56	Wilson, Boe	OL	6-3	295	Fr.	Lee's Summit, Mo. (Lee's Summit West)
31	Young, Conor	WR	6-2	170	RFr.	Cozad, Neb. (Cozad)
5	* Young II, Dedrick	LB	6-1	220	So.	Peoria, Ariz. (Centennial)
33	Zlab, Tanner	DB	5-10	195	Sr.	Wilber, Neb. (Wilber-Clatonia)

45	A.J. Natter.....	DE
45	Ty Chaffin.....	WR
47	Branden Hohenstein.....	TE
47	Matt Jarzynka.....	DE
48	Erik Evans.....	DE
48	Ne'Land Smith.....	WR
49	Austin Hemphill.....	FB
49	Chris Weber.....	LB
50	Garret Johns.....	DL
50	John Raridon.....	OL
51	Jared Brugmann.....	LB
52	Josh Banderas.....	LB
53	Alex Boryca.....	LB
54	Creighton Hamik.....	LB
54	Robby Painter.....	OL
54	Jordan Ober.....	LS
55	Kevin Maurice.....	DT
56	Brad Simpson.....	LB
56	Boe Wilson.....	OL
57	Jacob Weinmaster.....	LB
58	Joel Lopez.....	DL
58	Corey Whitaker.....	OL
59	Brody Cleveland.....	LB
59	Jake Kitten.....	OL
61	Bryan Brokop.....	OL
62	Cole Conrad.....	OL
63	Tanner Farmer.....	OL
65	Christian Gaylord.....	OL
66	Dylan Utter.....	OL
67	Jerald Foster.....	OL
68	Nick Gates.....	OL
71	Matt Farniok.....	OL
72	Zach Hannon.....	OL
73	Sam Hahn.....	OL
74	Jalin Barnett.....	OL
75	Fyn Anderson.....	DL
76	Dwayne Johnson Jr.....	OL
76	Dylan Owen.....	DL
77	David Knevel.....	OL
79	Michael Decker.....	OL
80	Brett Classen.....	WR
81	Gabe Rahn.....	WR
82	Alonzo Moore.....	WR
83	David Engelhaupt.....	TE
83	Bryan Reimers.....	WR
84	Sam Cotton.....	TE
85	Matt Snyder.....	TE
86	Jack Stoll.....	TE
87	Brandon Reilly.....	WR
88	Ross Dzuris.....	DE
88	Tyler Hoppes.....	TE
89	Connor Ketter.....	TE
91	Freedom Akinmoladun.....	DE
92	Chase Urbach.....	LS
94	Khalil Davis.....	DT
95	Spencer Lindsay.....	PK
95	Ben Stille.....	DE
96	Carlos Davis.....	DT
97	Logan Rath.....	DT
98	Isaac Armstrong.....	P
98	Collin Miller.....	DE
99	Peyton Newell.....	DT

**PRONUNCIATION GUIDE**

Freedom Akinmoladun ..... ackin-MOLA-dune  
 Quayshon Alexander..... QUAY-shon  
 Lavan Alston Jr. .... luh-VAN  
 Josh Banderas ..... ban-DARE-us  
 Alex Boryca ..... burr-ITS-kuh  
 Bryan Brokop..... BRO-kup  
 Cethan Carter..... SEETH-un  
 Ty Chaffin ..... CHAY-fin  
 Marquel Dismuke ..... mar-KELL dizz-MUKE-ee  
 Ross Dzuris ..... duh-ZUHR-iss  
 Matt Farniok ..... FAR-nee-ock  
 Ryan Freudenburg..... fried-EN-burg  
 Nathan Gerry..... GARY  
 Sam Hahn ..... HAWN  
 Todd Honas..... HO-nuss  
 Tyler Hoppes..... HOP-iss  
 Matt Jarzynka ..... Jar-ZINK-uh

Boaz Joseph ..... BOSE  
 Joshua Kalu ..... Kuh-loo  
 Reid Karel ..... CARE-ull  
 Kyle Kasun ..... KAY-sun  
 Bo Kitrell..... KIT-trull  
 David Knevel ..... NEV-ull  
 Wyatt Mazour ..... MUH-zoo-er  
 Graham Nabity..... NAB-it-tee  
 DaiShon Neal ..... DAY-shawn  
 Terrell Newby..... TAIR-ul  
 Devine Ozigbo ..... oh-ZIG-bo  
 Gabe Rahn..... RAWN  
 Bryan Reimers..... RHYME-ers  
 Jacob Weinmaster..... WINE-master  
 Mikale Wilbon..... MIK-kale  
 Kieron Williams..... KYE-run  
 Dedrick Young..... DEAD-rik

# TRACKING TOMMY

Tommy Armstrong Jr. owns four Nebraska career records - including two marks he's set this season - and he has his sights set on three more records.

## NEBRASKA CAREER RECORDS

- PASSING YARDS (7,842)
- TOUCHDOWN PASSES (62)
- 250-YARD PASSING GAMES (13)
- 300-YARD TOTAL OFFENSE GAMES (12)

### 7 TOTAL TOUCHDOWNS

ERIC CROUCH	90
TOMMY ARMSTRONG JR. (3RD)	83

### 25 COMPLETIONS

TAYLOR MARTINEZ	575
TOMMY ARMSTRONG JR.	550

### 791 TOTAL OFFENSE

TAYLOR MARTINEZ	10,233
TOMMY ARMSTRONG JR.	9,442

Nationally, Armstrong ranks among the active FBS leaders in several categories, in addition to being the only active FBS player with 7,500 career passing yards and 1,500 career rushing yards.

## FBS ACTIVE PLAYER RANKS

TOTAL TOUCHDOWNS (83)	7TH
TOTAL OFFENSE (9,442)	6TH
TOUCHDOWN PASSES (62)	8TH
PASSING YARDS (7,842)	9TH





# INDIVIDUAL NEBRASKA RECORD WATCH



## TOMMY ARMSTRONG JR.

SENIOR  
QUARTERBACK

### NEBRASKA CAREER RECORDS

#### PASSING YARDS

Rk.	Player, Years	Yards
1.	Tommy Armstrong Jr., 2013-pres.	7,842
2.	Taylor Martinez, 2010-13	7,258
3.	Zac Taylor, 2005-06	5,850

#### COMPLETIONS

Rk.	Player, Years	Comp.
1.	Taylor Martinez, 2010-13	575
2.	Tommy Armstrong Jr., 2013-pres.	550
3.	Zac Taylor, 2005-06	470

#### TOUCHDOWN PASSES

Rk.	Player, Years	TDs
1.	Tommy Armstrong Jr., 2013-pres.	62
2.	Taylor Martinez, 2010-13	56
3.	Zac Taylor, 2005-06	45

#### RUSHING YARDS BY A QUARTERBACK

Rk.	Player, Years	Yards
1.	Eric Crouch, 1998-2001	3,434
2.	Taylor Martinez, 2010-13	2,975
3.	Jammal Lord, 2000-03	2,573
4.	Steve Taylor, 1985-88	2,125
5.	Tommie Frazier, 1992-95	1,955
6.	Tommy Armstrong Jr., 2013-pres.	1,600
7.	Scott Frost, 1996-97	1,533
8.	Turner Gill, 1980-83	1,317

#### TOTAL OFFENSE

Rk.	Player, Years	Yards
1.	Taylor Martinez, 2010-13	10,233
2.	Tommy Armstrong Jr., 2013-pres.	9,442
3.	Eric Crouch, 1998-2001	7,915

#### TOTAL TOUCHDOWNS

Rk.	Player, Years	TDs
1.	Eric Crouch, 1998-2001	90
2.	Taylor Martinez, 2010-13	87
3.	Tommy Armstrong Jr., 2013-pres.	83
4.	Tommie Frazier, 1992-95	79

#### 250-YARD PASSING GAMES

Rk.	Player, Years	Games
1.	Tommy Armstrong Jr., 2013-pres.	13
2.	Joe Ganz, 2005-08	11
3.	Zac Taylor, 2005-06	8

#### 300-YARD TOTAL OFFENSE GAMES

Rk.	Player, Years	Games
1.	Tommy Armstrong Jr., 2013-pres.	12
2.	Joe Ganz, 2005-08	9
	Taylor Martinez, 2010-13	9

#### QUARTERBACK STARTS

Rk.	Player, Years	Starts
1.	Taylor Martinez, 2010-13	43
2.	Eric Crouch, 1998-2001	38
	Tommy Armstrong Jr., 2013-pres.	38



## DREW BROWN

JUNIOR  
PLACE-KICKER

### NEBRASKA CAREER RECORDS

#### FIELD GOALS

Rk.	Player, Years	FGs
1.	Alex Henery, 2007-10	68
2.	Kris Brown, 1995-98	57
3.	Josh Brown, 1999-2002	43
4.	Brett Maher, 2009-12	39
5.	Drew Brown, 2014-pres.	38

#### SCORING

Rk.	Player, Pos., Years	Points
1.	Alex Henery, PK, 2007-10	397
--	--	--
8.	Johnny Rodgers, WR, 1970-72	264
9.	Calvin Jones, IB, 1991-93	252
10.	Drew Brown, PK, 2014-pres.	240

#### CONSECUTIVE FIELD GOALS MADE

Rk.	Player, Year(s)	FGs
1.	Alex Henery, 2009-10	18
2.	Kris Brown, 1997-98	17
3.	Drew Brown, PK, 2015-16	13



## NATHAN GERRY

SENIOR  
SAFETY

### NEBRASKA CAREER RECORD

#### INTERCEPTIONS

Rk.	Player, Pos., Years	INTs
1.	Dana Stephenson, RCB, 1967-69	14
2.	Josh Bullocks, FS, 2002-04	13
3.	Bret Clark, S, 1982-84	12
4.	Fabian Washington, CB, 2002-04	11
	Ralph Brown, RCB, 1996-99	11
	Tyrone Byrd, FS, 1989-92	11
	Larry Wachholtz, S, 1964-66	11
	Tom Novak, LB, 1946-49	11
	Nathan Gerry, S, 2013-pres.	11
10.	Joe Blahak, LCB, 1970-72	10
	Bill Kosch, S, 1969-71	10

#### TACKLES BY A DEFENSIVE BACK

Rk.	Player, Pos., Years	Tackles
1.	Mike Brown, S, 1996-99	287
2.	Nathan Gerry, S, 2013-pres.	228
3.	Daniel Bullocks, S, 2002-05	226
4.	Larry Asante, S, 2007-09	224
5.	Tyrone Byrd, S, 1989-92	209



## JORDAN WESTERKAMP

SENIOR  
WIDE RECEIVER

### NEBRASKA CAREER RECORDS

#### RECEPTIONS

Rk.	Player, Pos., Years	Receptions
1.	Kenny Bell, WR, 2011-14	181
2.	Nate Swift, WR, 2005-08	166
3.	Johnny Rodgers, WB, 1970-72	143
4.	Jordan Westerkamp, WR, 2013-pres.	142
5.	Terrence Nunn, WR, 2004-07	136
6.	Marlon Lucky, IB, 2005-08	135

#### RECEIVING YARDS

Rk.	Player, Years	Yards
1.	Kenny Bell, 2011-14	2,689
2.	Johnny Rodgers, 1970-72	2,479
3.	Nate Swift, 2005-08	2,476
4.	Jordan Westerkamp, 2013-pres.	2,176

#### TOUCHDOWN RECEPTIONS

Rk.	Player, Pos., Year	TDs
1.	Johnny Rodgers, WB, 1970-72	25
2.	Nate Swift, WR, 2005-08	22
3.	Kenny Bell, WR, 2011-14	21
4.	Jordan Westerkamp, WR, 2013-pres.	17
5.	Maurice Purify, WR, 2006-07	16
6.	Jon Bostick, SE, 1989-91	15
	Quincy Enunwa, WR, 2010-13	15
8.	Todd Millikan, TE, 1985-88	14
	Bobby Thomas, SE, 1974-76	14

#### 100-YARD RECEIVING GAMES

Rk.	Player, Pos., Years	Games
1.	Johnny Rodgers, WB, 1970-72	10
2.	Nate Swift, WR, 2005-08	8
	Jordan Westerkamp, WR, 2013-pres.	8*

\*Most by a Husker prior to his senior season

#### CONSECUTIVE GAMES WITH CATCH

Rk.	Player, Pos., Years	Games
1.	Johnny Rodgers, WB, 1970-72	37
2.	Terrence Nunn, WR, 2004-07	32
3.	Jordan Westerkamp, WR, 2013-pres.	31*
4.	Kenny Bell, WR, 2012-14	28

\*active streak





**#1 LAMAR JACKSON • Fr. • DB**

ELK GROVE, CALIF.  
FRANKLIN HS


**CAREER STATS**

Year	G/S	(------Tackles-----)					Fum.				QB Hry.
		UT	AT	TT	TFL	Sacks	C-R	BK	PBU	INT	
2016	5/0	6	1	7	2-14	1.0-11	0-0	0	0	0	0
<b>Totals</b>	<b>5/0</b>	<b>6</b>	<b>1</b>	<b>7</b>	<b>2-14</b>	<b>1.0-11</b>	<b>0-0</b>	<b>0</b>	<b>0</b>	<b>0</b>	<b>0</b>

**2016 SEASON NOTES**

**2016 SINGLE-GAME HIGHS**

- » Tackles - 5 vs. Fresno State
- » Tackles for Loss - 2 vs. Fresno State
- » Tackles for Loss - 1.0 vs. Fresno State
- » Pass Breakups - 0
- » Interceptions - 0



**#1 JORDAN WESTERKAMP • Sr. • WR**

LOMBARD, ILL.  
MONTINI CATHOLIC HS

**CAREER RECEIVING STATS**

Year	G/S	No.	Yds.	Y/R	Y/G	Long	TDs
2012							
2013	13/1	20	283	14.1	23.6	49 vs. Northwestern	1
2014	13/9	44	747	17.0	57.5	70 at Fresno State	5
2015	13/4	65	918	14.1	70.6	38 vs. Michigan St.	7
2016	5/0	13	228	17.5	45.6	55 vs. Wyoming	4
<b>Totals</b>	<b>44/14</b>	<b>142</b>	<b>2,176</b>	<b>15.3</b>	<b>49.4</b>	<b>70 at Fresno State</b>	<b>17</b>

**CAREER HONORS**

- » 2015, 2016 Team Captain
- » First-Team All-Big Ten (Phil Steele, 2015)
- » Second-Team All-Big Ten (Coaches, Media, AP, 2015)
- » Academic All-Big Ten (2013, 2014)
- » Big Ten All-Freshman Team (BTN, 2013)
- » Big Ten Freshman of the Week (vs. Northwestern, 2013)
- » Four-Time Nebraska Scholar-Athlete Honor Roll
- » ESPN College Football Play of the Year (Reception vs. Florida Atlantic, 2014)
- » Sports Science Newton Award for Outstanding Reaction (2015)
- » Brook Berringer Citizenship Team (2015, 2016)
- » Tom Osborne Citizenship Team (2015, 2016)

**CAREER SINGLE-GAME HIGHS**

- » Receptions - 11 vs. Southern Miss (2015)
- » Receiving Yards - 158 at Michigan State (2014)
- » Touchdowns - 2 vs. Wyoming, vs. Oregon (2016)

**2016 SINGLE-GAME HIGHS**

- » Receptions - 4 vs. Wyoming
- » Receiving Yards - 105 vs. Wyoming
- » Touchdowns - 2 vs. Wyoming, vs. Oregon

**2016 SEASON NOTES**

- » Fourth player in NU history with 2,000 career receiving yards, joined Kenny Bell (2,689), Johnny Rodgers (2,479), and Nate Swift (2,476) in the 2,000-yard club.
- » Has caught at least one pass in 31 straight games, the third-longest streak in NU history.
- » His 142 career receptions rank fourth on the Nebraska career receptions list.
- » Topped the century mark in receiving yards for the eighth time in his career with 105 yards against Wyoming.
- » Had touchdown receptions of 22 and three yards in the first half against Oregon giving him 17 career touchdown receptions. The 17 TD receptions are fourth in school history.
- » Had a 10-yard touchdown run in the third quarter at Northwestern, marking his first career rushing touchdown. Had two career carries for 16 yards prior to the touchdown run.

**2016 GAME-BY-GAME**

Opponent	Rec.	Yds	TD	Lg
Fresno State	1	6	0	6
Wyoming	4	105	2	55
Oregon	3	39	2	22
at Northwestern	1	13	0	13
Illinois	4	65	0	28
at Indiana				
Purdue				
at Wisconsin				
at Ohio State				
Minnesota				
Maryland				
at Iowa				
<b>Totals</b>	<b>13</b>	<b>228</b>	<b>4</b>	<b>55</b>



**#3 MARCUS NEWBY • Jr. • LB**

NORTH POTOMAC, MD.  
QUINCE ORCHARD HS

**CAREER STATS**

Year	G/S	(------Tackles-----)					Fum.				QB Hry.
		UT	AT	TT	TFL	Sacks	C-R	BK	PBU	INT	
2013											
2014	9/0	1	2	3	1-9	1.0-9	0-0	0	0	0	2
2015	10/6	17	17	34	5-13	1.0-8	0-0	0	0	0	2
2016	5/2	3	7	10	0-0	0.0-0	0-0	0	0	0	1
<b>Totals</b>	<b>24/8</b>	<b>21</b>	<b>26</b>	<b>47</b>	<b>6-22</b>	<b>2.0-17</b>	<b>0-0</b>	<b>0</b>	<b>0</b>	<b>0</b>	<b>5</b>

**CAREER HONORS**

- » Nebraska Scholar-Athlete Honor Roll (Spring, 2015)
- » NU Record for Most PBU by a Linebacker (4 vs. Wisconsin, 2015)
- » Brook Berringer Citizenship Team (2015)
- » Tom Osborne Citizenship Team (2015)

**2016 SEASON NOTES**

»

**2016 GAME-BY-GAME**

Opponent	--Tackles--		-Sacks-		FF-FR-Yds	Int-Yds	PBU	QBH
	UT-AT-TT	TFL-Yds	No-Yds					
Fresno State	1-2-3	0-0	0.0-0		0-0-0	0-0	0	1
Wyoming	1-3-4	0-0	0.0-0		0-0-0	0-0	0	0
Oregon	1-2-3	0-0	0.0-0		0-0-0	0-0	0	0
at Northwestern	0-0-0	0-0	0.0-0		0-0-0	0-0	0	0
Illinois	0-0-0	0-0	0.0-0		0-0-0	0-0	0	0
at Indiana								
Purdue								
at Wisconsin								
at Ohio State								
Minnesota								
Maryland								
at Iowa								
<b>Totals</b>	<b>3-7-10</b>	<b>0-0</b>	<b>0.0-0</b>		<b>0-0-0</b>	<b>0-0</b>	<b>0</b>	<b>1</b>

**CAREER SINGLE-GAME HIGHS**

- » Tackles - 8 vs. Michigan State (2015)
- » Tackles for Loss - 1, six times
- » Sacks - 1.0 at Fresno State (2014), at Rutgers (2015)

**2016 SINGLE-GAME HIGHS**

- » Tackles - 4 vs. Wyoming
- » Tackles for Loss - 0
- » Sacks - 0



# #4 TOMMY ARMSTRONG JR. • Sr. • QB

CIBOLO, TEXAS  
STEELE HS

## CAREER STATS

Passing									
Year	G/GS	Comp-Att-Int	Pct.	Yds.	Y/G	LP	TD	Eff.R.	
2012									Redshirt
2013	9/8	68-131-8	51.9	966	107.3	99	9	124.31	
2014	13/13	184-345-12	53.3	2,695	207.3	73	22	133.04	
2015	12/12	222-402-16	55.2	3,030	252.5	55	22	128.64	
2016	5/5	76-129-2	58.9	1,151	230.2	63	9	153.79	
<b>Totals</b>	<b>39/38</b>	<b>550-1,007-38</b>	<b>54.6</b>	<b>7,842</b>	<b>201.1</b>	<b>99</b>	<b>62</b>	<b>132.80</b>	

## Rushing

Year	G/S	Att.	Gain	Loss	Net	Y/A	Y/G	Long	TDs
2012									Redshirt
2013	9/8	67	277	75	202	3.0	22.4	24 vs. Georgia	2
2014	13/13	145	842	137	705	4.9	54.2	42 vs. McNeese St.	6
2015	12/12	98	563	163	400	4.1	37.6	32 at Illinois	7
2016	5/5	60	343	50	293	4.9	58.6	37 at Northwestern	5
<b>Totals</b>	<b>39/38</b>	<b>370</b>	<b>2,025</b>	<b>424</b>	<b>1,600</b>	<b>4.3</b>	<b>41.0</b>	<b>42 vs. McNeese St.</b>	<b>20</b>

## CAREER HONORS

- » 2015 Team Captain
- » Big Ten Player of the Week (vs. Michigan St, 2015; vs. Southern Miss, 2015; at Northwestern, 2016)
- » Rose Bowl Big Ten Player of the Week (Fresno State, 2016)
- » Foster Farms Bowl Offensive MVP (2015 vs. UCLA)
- » Honorable-Mention Big Ten All-Freshman Team (BTN, 2013)
- » Big Ten Freshman of the Week (vs. Michigan, 2013)
- » Nebraska Scholar-Athlete Honor Roll (Fall, 2012)
- » Brook Berringer Citizenship Team (2016)
- » Tom Osborne Citizenship Team (2016)

## NEBRASKA RECORDS

- » Career 250-Yard Passing Games (13)
- » Career 300-Yard Passing Games (11)
- » Season 250-Yard Passing Games (tied record, 8 in 2015)
- » Season 300-Yard Passing Games (tied record, 6 in 2015)
- » Junior Class Passing Yards (3,030 in 2015)
- » Sophomore Class Passing Yards (2,695 in 2014)
- » Sophomore Class Passing TDs (22 in 2014)
- » Sophomore Class Total Offense (3,400 in 2014)
- » Bowl Game Passing Yards (381 vs. USC in 2014 Holiday Bowl)
- » Bowl Game Passing Completions (32 vs. USC in 2014 Holiday Bowl)
- » Bowl Game Passing Attempts (51 vs. USC in 2014 Holiday Bowl)
- » Bowl Game Passing TDs (3 vs. USC in 2014 Holiday Bowl)
- » Bowl Game Total Offense (422 vs. USC in 2014 Holiday Bowl)
- » Longest Pass in NU History and NCAA Bowl History (99 yards vs. Georgia, 2014 Gator Bowl)

## 2016 GAME-BY-GAME

Opponent	Passing					Rushing			
	Comp-Att-Int	Yds	TD	Lg	No.	Yds	TD	Lg	
Fresno State	5-10-0	108	1	57	11	42	2	9	
Wyoming	20-34-1	377	3	63	12	12	1	11	
Oregon	17-33-0	200	3	22	16	95	1	34	
at Northwestern	18-29-0	246	1	59	13	132	0	37	
Illinois	16-23-1	220	1	37	8	12	1	13	
at Indiana									
Purdue									
at Wisconsin									
at Ohio State									
Minnesota									
Maryland									
at Iowa									
<b>Totals</b>	<b>76-129-2</b>	<b>1,151</b>	<b>9</b>	<b>63</b>	<b>60</b>	<b>293</b>	<b>5</b>	<b>37</b>	

## CAREER SINGLE-GAME HIGHS

- Passing**
- » Attempts – 51 vs. USC (2014 Holiday Bowl)
  - » Completions – 32 vs. USC (2014 Holiday Bowl)
  - » Yards – 381 vs. USC (2014 Holiday Bowl)
  - » Touchdowns – 4 at Iowa (2014), at Miami (2015)

## Rushing

- » Rushes – 20 at Wisconsin (2014)
- » Yards – 132 at Northwestern (2016)
- » Touchdowns – 2 vs. Michigan State (2015), vs. Fresno State (2016)
- » Long Rush – 42 yards vs. McNeese State (2014)
- » Total Offense – 431 vs. Southern Miss (2015)

## 2016 SINGLE-GAME HIGHS

- Passing**
- » Attempts – 34 vs. Wyoming
  - » Completions – 20 vs. Wyoming
  - » Yards – 377 vs. Wyoming
  - » Touchdowns – 3 vs. Wyoming, vs. Oregon

## Rushing

- » Rushes – 16 vs. Oregon
- » Yards – 132 at Northwestern
- » Touchdowns – 2 vs. Fresno State
- » Long Rush – 37 at Northwestern
- » Total Offense – 389 vs. Wyoming

## 2016 SEASON NOTES

- » Against Fresno State, became the second player in school history to surpass 8,000 career total offense yards, joining Taylor Martinez. Has 9,442 yards of total offense in his career, second at Nebraska behind Martinez's 10,233 career total offensive yards.
- » Threw for 200 yards against Oregon, increased his career passing total to 7,376 yards, setting a Nebraska record for career passing yards. The previous record was 7,258 yards by Taylor Martinez. Enters Saturday with 7,842 career passing yards.
- » Rushed for a career-high 132 yards at Northwestern, bettering his 131 rushing yards vs. McNeese State in 2014. Marked his second career 100-yard rushing game.
- » Enters Saturday with 1,600 career rushing yards. He is the seventh Nebraska quarterback with 1,500 career rushing yards.
- » Has 550 career completions, second only to Martinez who had 575.
- » Had one touchdown pass against Illinois, increasing his career TD pass total to 62, building on his NU school record.



# #5 DEDRICK YOUNG • So. • LB

PEORIA, ARIZ.  
CENTENNIAL HS

## CAREER STATS

Year	G/S	Tackles					Fum.			QB Hry.	
		UT	AT	TT	TFL	Sacks	C-R	BK	PBU		
2015	12/11	25	36	61	5-8	0.0-0	0-0	0	3	0	2
2016	5/5	17	10	27	1-1	0.0-0	1-0	0	2	0	2
<b>Totals</b>	<b>17/16</b>	<b>42</b>	<b>46</b>	<b>88</b>	<b>6-9</b>	<b>0.0-0</b>	<b>1-0</b>	<b>0</b>	<b>5</b>	<b>0</b>	<b>4</b>

## CAREER HONORS

- » Big Ten All-Freshman Team (BTN.com, ESPN.com)
- » Nebraska Newcomer of the Year Award (2015)
- » NU Record for Most Tackles by a True Freshman (61, 2015)
- » Nebraska Scholar-Athlete Honor Roll (Spring, 2015)
- » Brook Berringer Citizenship Team (2016)
- » Tom Osborne Citizenship Team (2016)

## 2016 GAME-BY-GAME

Opponent	Tackles		Sacks		FF-FR-Yds	Int-Yds	PBU	QBH
	UT-AT-TT	TFL-Yds	No-Yds					
Fresno State	5-1-6	0-0	0.0-0	0.0-0	0-0	0-0	0	1
Wyoming	2-2-4	0-0	0.0-0	1-0-0	0-0	0-0	0	1
Oregon	2-2-4	0-0	0.0-0	0-0-0	0-0	0-0	0	0
at Northwestern	6-1-7	1-1	0.0-0	0-0-0	0-0	0-0	1	0
Illinois	2-4-6	0-0	0.0-0	0-0-0	0-0	0-0	1	0
at Indiana								
Purdue								
at Wisconsin								
at Ohio State								
Minnesota								
Maryland								
at Iowa								
<b>Totals</b>	<b>17-10-27</b>	<b>1-1</b>	<b>0.0-0</b>	<b>1-0-0</b>	<b>0-0</b>	<b>0-0</b>	<b>2</b>	<b>2</b>

## 2016 SEASON NOTES

»

## CAREER SINGLE-GAME HIGHS

- » Tackles - 11 at Illinois
- » Tackles for Loss – 2 at Illinois, at Rutgers
- » Sacks – 0

## 2016 SINGLE-GAME HIGHS

- » Tackles - 7 at Northwestern
- » Tackles for Loss – 1 at Northwestern
- » Sacks – 0



**#8 CHRIS JONES • Jr. • DB**

JACKSONVILLE, FLA.  
SANDALWOOD HS

**CAREER STATS**

Year	G/S	Tackles					Fum.			QB	
		UT	AT	TT	TFL	Sacks	C-R	BK	PBU	INT	Hry.
2014	12/0	5	2	7	0	0.0-0	0-1	0	0	0	0
2015	13/7	21	4	25	2-7	1.0-5	0-0	0	5	2	0
2016	5/5	12	1	13	2-3	1.0-2	0-0	1	4	2	0
<b>Totals</b>	<b>30/12</b>	<b>38</b>	<b>7</b>	<b>45</b>	<b>4-10</b>	<b>2.0-7</b>	<b>0-1</b>	<b>1</b>	<b>9</b>	<b>4</b>	<b>0</b>

**CAREER HONORS**

- » Academic All-Big Ten (2015)
- » Nebraska Scholar-Athlete Honor Roll (Fall 2015; Spring 2015)

**2016 SEASON NOTES**

- » Interception in each of the first two games of 2016
- » Career-high six tackles against Oregon, previous high was three.
- » Career-high two TFLs, career-high two break-ups and second career sack at Northwestern.

**2016 GAME-BY-GAME**

Opponent	Tackles		Sacks		FF-FR-Yds	Int-Yds	PBU	QBH
	UT-AT-TT	TFL-Yds	No-Yds	FF-FR-Yds				
Fresno State	1-0-1	0-0	0.0-0	0.0-0	0-0-0	1-0	1	0
Wyoming	1-0-1	0-0	0.0-0	0.0-0	0-0-0	1-27	0	0
Oregon	5-1-6	0-0	0.0-0	0.0-0	0-0-0	0-0	1	0
at Northwestern	3-0-3	2-3	1.0-2	0.0-0	0-0-0	0-0	2	0
Illinois	2-0-2	0-0	0.0-0	0.0-0	0-0-0	0-0	0	0
at Indiana								
Purdue								
at Wisconsin								
at Ohio State								
Minnesota								
Maryland								
at Iowa								
<b>Totals</b>	<b>12-1-13</b>	<b>2-3</b>	<b>1.0-2</b>	<b>0.0-0</b>	<b>2-27</b>	<b>4</b>	<b>0</b>	

**CAREER SINGLE-GAME HIGHS**

- » Tackles - 6 vs. Oregon (2016)
- » Interceptions - 1, four times
- » Pass Breakups - 2 at Northwestern
- » Tackles for Loss - 2 at Northwestern
- » Sacks - 1.0-5 vs. Southern Miss (2015); 1.0-2 at Northwestern (2016)

**2016 SINGLE-GAME HIGHS**

- » Tackles - 6 vs. Oregon
- » Interceptions - 1 vs. Fresno State, vs. Wyoming
- » Pass Breakups - 2 at Northwestern
- » Tackles for Loss - 2 at Northwestern
- » Sacks: 1.0-2 at Northwestern



**#8 STANLEY MORGAN JR. • So. • WR**

NEW ORLEANS, LA.  
ST. AUGUSTINE HS

**CAREER STATS**

Year	G/S	No.	Yds.	Y/R	Y/G	Long	TDs
2015	13/3	25	304	12.2	23.4	33 at Miami	2
2016	5/3	13	135	10.4	27.0	20 vs. Oregon	0
<b>Totals</b>	<b>18/6</b>	<b>38</b>	<b>439</b>	<b>11.6</b>	<b>24.4</b>	<b>33 at Miami</b>	<b>2</b>

**CAREER HONORS**

- » BTN.com All-Freshman Team (2015)
- » Nebraska Newcomer of the Year (2015)

**2016 GAME-BY-GAME**

Opponent	Rec.	Yds	TD	Lg
Fresno State	1	11	0	11
Wyoming	2	17	0	9
Oregon	3	35	0	20
at Northwestern	4	33	0	10
Illinois	3	39	0	18
at Indiana				
Purdue				
at Wisconsin				
at Ohio State				
Minnesota				
Maryland				
at Iowa				
<b>Totals</b>	<b>13</b>	<b>135</b>	<b>0</b>	<b>20</b>

**CAREER SINGLE-GAME HIGHS**

- » Receptions - 4 at Miami (2015), at Northwestern (2016)
- » Receiving Yards - 78 at Miami (2015)
- » Touchdowns - 1, three times

**2016 SINGLE-GAME HIGHS**

- » Receptions - 4 at Northwestern
- » Receiving Yards - 39 vs. Illinois
- » Touchdowns - 0

**2016 SEASON NOTES**

- » Matched a career high with four receptions at Northwestern.



**#10 JOSHUA KALU • Jr. • CB**

HOUSTON, TEXAS  
ALIEF TAYLOR HS

**CAREER STATS**

Year	G/S	Tackles					Fum.			QB	
		UT	AT	TT	TFL	Sacks	C-R	BK	PBU	INT	Hry.
2014	13/2	20	7	27	1-1	0.0-0	2-1	0	3	1	1
2015	13/13	51	24	75	5-27	1.0-8	0-0	1	7	3	1
2016	5/5	16	6	22	1-6	1.0-6	0-0	0	3	1	2
<b>Totals</b>	<b>31/20</b>	<b>87</b>	<b>37</b>	<b>124</b>	<b>7-34</b>	<b>2.0-14</b>	<b>2-1</b>	<b>1</b>	<b>13</b>	<b>5</b>	<b>4</b>

**CAREER HONORS**

- » Lott IMPACT Trophy Watch List (2016)
- » Honorable-Mention All-Big Ten (Coaches, 2015)
- » Academic All-Big Ten (2015)
- » Nebraska Scholar-Athlete Honor Roll (Spring, 2015)
- » Brook Berringer Citizenship Team (2015, 2016)
- » Tom Osborne Citizenship Team (2015, 2016)

**2016 SEASON NOTES**

- » Had a six-yard sack against Fresno State, marking his second career sack.
- » Recorded first interception of 2016 at Northwestern, the fifth of his career.

**CAREER SINGLE-GAME HIGHS**

- » Tackles - 9 vs. BYU (2015), vs. Wisconsin (2015)
- » Tackles for Loss - 2 vs. BYU (2015)
- » Pass Breakups - 4 vs. Wisconsin (2015)
- » Interceptions - 1, five times
- » Long Interception Return - 41 yds. (TD) at Minnesota (2015)

**2016 SINGLE-GAME HIGHS**

- » Tackles - 7 vs. Fresno State, at Northwestern
- » Tackles for Loss - 1 vs. Fresno State
- » Pass Breakups - 1 vs. Fresno State, vs. Wyoming, vs. Illinois
- » Interceptions - 1 at Northwestern

**2016 GAME-BY-GAME**

Opponent	Tackles		Sacks		FF-FR-Yds	Int-Yds	PBU	QBH
	UT-AT-TT	TFL-Yds	No-Yds	FF-FR-Yds				
Fresno State	6-1-7	1-6	1.0-6	0.0-0	0-0-0	0-0	1	2
Wyoming	1-2-3	0-0	0.0-0	0.0-0	0-0-0	0-0	1	0
Oregon	1-0-1	0-0	0.0-0	0.0-0	0-0-0	0-0	0	0
at Northwestern	5-2-7	0-0	0.0-0	0.0-0	1-0	0	0	0
Illinois	3-1-4	0-0	0.0-0	0.0-0	0-0	1	0	0
at Indiana								
Purdue								
at Wisconsin								
at Ohio State								
Minnesota								
Maryland								
at Iowa								
<b>Totals</b>	<b>16-6-22</b>	<b>1-6</b>	<b>1.0-6</b>	<b>0.0-0</b>	<b>1-0</b>	<b>3</b>	<b>2</b>	





## #11 CETHAN CARTER • Sr. • TE

NEW ORLEANS, LA.  
ARCHBISHOP RUMMEL HS

## CAREER STATS

Year	G/S	No.	Yds.	Y/R	Y/G	Long	TDs
2013	13/6	10	127	12.7	9.8	26 vs. S. Dakota St.	0
2014	9/8	6	98	16.3	10.9	34 at Iowa	1
2015	11/11	24	329	13.7	29.9	55 at Illinois	2
2016	5/5	10	101	10.1	20.2	27 at Northwestern	1
<b>Totals</b>	<b>38/30</b>	<b>50</b>	<b>655</b>	<b>13.1</b>	<b>17.2</b>	<b>55 at Illinois</b>	<b>4</b>

## CAREER HONORS

- » Honorable-Mention All-Big Ten (Media, 2015)
- » Nebraska Most Improved Player (2015)
- » True Freshman All-American (247Sports, 2013)
- » Honorable-Mention Big Ten All-Freshman Team (BTN, 2013)

## 2016 GAME-BY-GAME

Opponent	Rec.	Yds	TD	Lg
Fresno State	0	0	0	0
Wyoming	2	20	0	11
Oregon	5	48	0	21
at Northwestern	2	31	1	27
Illinois	1	2	0	2
at Indiana				
Purdue				
at Wisconsin				
at Ohio State				
Minnesota				
Maryland				
at Iowa				
<b>Totals</b>	<b>10</b>	<b>101</b>	<b>1</b>	<b>27</b>

## CAREER SINGLE-GAME HIGHS


- » Receptions - 5 vs. Oregon
- » Receiving Yards - 75 vs. Iowa (2015)
- » Touchdowns - 1, five times

## 2016 SINGLE-GAME HIGHS

- » Receptions - 5 vs. Oregon
- » Receiving Yards - 48 vs. Oregon
- » Touchdowns - 1 at Northwestern

## 2016 SEASON NOTES

- » Caught five passes for 48 yards against Oregon, setting a career high for receptions.
- » Caught his first touchdown of the 2016 season and the fourth of his career at Northwestern. Also added a 16-yard rush against the Wildcats.
- » Caught his 50th career pass against Illinois, becoming the eighth tight end in school history to reach 50 career receptions.



## #15 DE'MORNAY PIERSON-EL • Jr. • WR/PR

ALEXANDRIA, VA.  
WEST POTOMAC HS

## CAREER STATS

Receiving							
Year	G/S	No.	Yds.	Y/R	Y/G	Long	TDs
2014	13/6	23	321	14.0	24.7	46 at Northwestern	4
2015	5/1	12	111	9.3	22.2	19 vs. Wisconsin	1
2016	5/2	6	61	10.2	12.2	11 vs. Oregon	0
<b>Totals</b>	<b>23/9</b>	<b>41</b>	<b>493</b>	<b>12.0</b>	<b>21.4</b>	<b>46 at Northwestern</b>	<b>5</b>

## Punt Returns

Year	G/S	No.	Yds.	Y/R	Y/G	Long	TDs
2014	13/6	34	596	17.5	45.8	86 at Fresno State	3
2015	5/1	4	48	12.0	9.6	42 at Minnesota	0
2016	5/2	6	84	14.0	16.8	45 vs. Oregon	0
<b>Totals</b>	<b>23/9</b>	<b>44</b>	<b>728</b>	<b>16.5</b>	<b>31.7</b>	<b>86 at Fresno State</b>	<b>3</b>

## CAREER HONORS

- » Second-Team All-American (USA Today, SI, FWAA, 2014)
- » Third-Team All-American (Athlon, 2014)
- » Freshman All-American (Scout, 247Sports, USA Today, 2014)
- » 2014 Jet Award Punt Returner of the Year
- » 2x Big Ten Special Teams Player of the Week (Fresno State, Iowa, 2014)
- » NU Freshman Record - Long Punt Return, Punt Return Yards & TDs
- » NU Bowl Record for Receptions (8 vs. USC, 2014 Holiday Bowl)
- » Nebraska Special Teams MVP (2015)
- » Nebraska Scholar-Athlete Honor Roll (Fall, 2014)
- » Nebraska Student-Athlete HERO Leadership Award (2015)
- » Brook Berringer Citizenship Team (2015, 2016)
- » Tom Osborne Citizenship Team (2015, 2016)

## 2016 GAME-BY-GAME

Opponent	----- Receiving -----				----- Punt Returns -----			
	No.	Yds	TD	Lg	No.	Yds	TD	Lg
Fresno State	0	0	0	0	0	0	0	0
Wyoming	1	9	0	9	0	0	0	0
Oregon	1	11	0	11	3	42	0	45
at Northwestern	3	31	0	12	0	0	0	0
Illinois	1	10	0	10	3	42	0	27
at Indiana								
Purdue								
at Wisconsin								
at Ohio State								
Minnesota								
Maryland								
at Iowa								
<b>Totals</b>	<b>6</b>	<b>61</b>	<b>0</b>	<b>12</b>	<b>6</b>	<b>84</b>	<b>0</b>	<b>45</b>

## CAREER SINGLE-GAME HIGHS

- » Receptions - 8 vs. USC (2014 Holiday Bowl)
- » Receiving Yards - 102 vs. USC (2014 Holiday Bowl)
- » Receiving TDs - 1, five times

## 2016 SINGLE-GAME HIGHS

- » Receptions - 3 at Northwestern
- » Receiving Yards - 31 at Northwestern
- » Receiving TDs - 0
- » Punt Return Yards - 42 vs. Oregon, vs. Illinois
- » Punt Return TDs - 0

- » Punt Return Yards - 150 at Fresno State
- » Punt Return TDs - 1, three times

- » All-Purpose Yards - 150, twice

- » All-Purpose Yards - 56 vs. Illinois

## 2016 SEASON NOTES

- » Had a 45-yard punt return in the second quarter against Oregon to set up a Nebraska touchdown. His 45-yard return was the 10th return of his career of at least 25 yards. Added his 11th with a 27-yard return against Illinois. Had eight returns of 25 yards or more in 2014, one in 2015 and two this season.



**#15 MICHAEL ROSE-IVEY • Sr. • LB**

KANSAS CITY, MO.  
ROCKHURST HS

**CAREER STATS**

Year	G/S	Tackles				Sacks	Fum.			INT	QB Hry.
		UT	AT	TT	TFL		C-R	BK	PBU		
2012		Redshirt									
2013	12/7	39	27	66	6-8	0.0-0	0-0	0	1	0	2
2014		Injured--Did Not Play									
2015	7/3	11	16	27	3-3	0.0-0	0-0	0	1	0	1
2016	5/2	7	13	20	4-8	0.5-4	0-0	0	0	0	0
<b>Totals</b>	<b>24/12</b>	<b>57</b>	<b>56</b>	<b>113</b>	<b>13-19</b>	<b>0.5-4</b>	<b>0-0</b>	<b>0</b>	<b>2</b>	<b>0</b>	<b>3</b>

**CAREER HONORS**

- » Big Ten All-Freshman Team (BTN, 2013)
- » Nebraska Freshman Tackle Record (66, 2013)
- » Academic All-Big Ten (2013)
- » Nebraska Scholar-Athlete Honor Roll (Fall, 2012)
- » Nebraska Student-Athlete HERO Leadership Award (2013)
- » Brook Berringer Citizenship Team (2013)

**2016 SEASON NOTES**

- » Shared first career sack against Wyoming.

**2016 GAME-BY-GAME**


Opponent	--Tackles--		-Sacks-		FF-FR-Yds	Int-Yds	PBU	QBH
	UT-AT-TT	TFL-Yds	No-Yds	No-Yds				
Fresno State	0-1-1	0-0	0.0-0	0.0-0	0-0-0	0-0	0	0
Wyoming	2-3-5	1-4	0.5-4	0.0-0	0-0-0	0-0	0	0
Oregon	4-2-6	1-3	0.0-0	0.0-0	0-0-0	0-0	0	0
at Northwestern	0-2-2	1-0	0.0-0	0.0-0	0-0-0	0-0	0	0
Illinois	1-5-6	1-1	0.0-0	0.0-0	0-0-0	0-0	0	0
at Indiana								
Purdue								
at Wisconsin								
at Ohio State								
Minnesota								
Maryland								
at Iowa								
<b>Totals</b>	<b>7-13-20</b>	<b>4-8</b>	<b>0.5-4</b>	<b>0.0-0</b>	<b>0-0</b>	<b>0-0</b>	<b>0</b>	<b>0</b>

**CAREER SINGLE-GAME HIGHS**

- » Tackles – 17 vs. Iowa (2013)
- » Solo Tackles - 8 vs. Iowa (2013)
- » Tackles for Loss – 4 vs. Iowa (2013)
- » Sacks - 0.5 vs. Wyoming (2016)

**2016 SINGLE-GAME HIGHS**

- » Tackles – 6 vs. Oregon, vs. Illinois
- » Tackles for Loss – 1 vs. Wyoming, vs. Oregon, at Northwestern, vs. Illinois
- » Sacks – 0.5 vs. Wyoming



**#16 ANTONIO REED • So. • S**

MEMPHIS, TENN.  
SOUTHAVEN HS

**CAREER STATS**

Year	G/S	Tackles				Sacks	Fum.			INT	QB Hry.
		UT	AT	TT	TFL		C-R	BK	PBU		
2015	13/0	9	1	10	0-0	0.0-0	2-0	0	0	0	0
2016	4/0	5	2	7	0-0	0.0-0	0-0	0	0	0	1
<b>Totals</b>	<b>17/0</b>	<b>14</b>	<b>3</b>	<b>17</b>	<b>0-0</b>	<b>0.0-0</b>	<b>2-0</b>	<b>0</b>	<b>0</b>	<b>0</b>	<b>1</b>

**2016 SEASON NOTES**

- »

**CAREER SINGLE-GAME HIGHS**

- » Tackles – 4 vs. UCLA (2015)
- » Tackles for Loss – 0
- » Pass Breakups – 0
- » Interceptions – 0

**2016 SINGLE-GAME HIGHS**

- » Tackles - 3 at Northwestern
- » Tackles for Loss – 0
- » Sacks – 0



**#17 RYKER FYFE • Sr. • QB**

GRAND ISLAND, NEB.  
GRAND ISLAND HS

**CAREER STATS**

Passing										
Year	G/GS	Comp	Att	Int	Pct.	Yds.	Y/G	LP	TD	Eff.R.
2012		Redshirt								
2013	1/0	1-1-0			100.0	5	5.0	5	0	140.03
2014	7/0	4-10-0			40.0	40	5.7	12	1	106.60
2015	2/1	34-55-5			61.8	440	220	52	5	140.84
2016	3/0	2-5-0			40.0	41	13.7	35	1	174.88
<b>Totals</b>	<b>13/1</b>	<b>41-71-5</b>			<b>57.7</b>	<b>526</b>	<b>40.5</b>	<b>52</b>	<b>7</b>	<b>138.43</b>

**CAREER HONORS**

- » Nebraska Scholar-Athlete Honor Roll (Fall, 2012)
- » Brook Berringer Citizenship Team (2013)
- » Nebraska Student-Athlete HERO Leadership Award (2013)

**2016 SEASON NOTES**

- » Threw a 35-yard touchdown pass on his only attempt against Wyoming.

**CAREER SINGLE-GAME HIGHS**

- Passing**
- » Attempts – 48 at Purdue (2015)
  - » Completions – 29 at Purdue (2015)
  - » Yards – 407 at Purdue (2015)
  - » Touchdowns – 4 at Purdue (2015)

- Rushing**
- » Rushes – 7 at Purdue (2015)
  - » Yards – 29 vs. Florida Atlantic (2014)

**2016 SINGLE-GAME HIGHS**

- Passing**
- » Attempts – 3 vs. Fresno State
  - » Completions – 1 vs. Fresno State, vs. Wyoming
  - » Yards – 35 vs. Wyoming
  - » Touchdowns – 1 vs. Wyoming

- Rushing**
- » Rushes – 1 vs. Fresno State
  - » Yards – 5 vs. Fresno State



## #18 TRE BRYANT • Fr. • IB

ST. LOUIS, MO.  
CHRISTIAN BROTHERS COLLEGE

## CAREER STATS

## Rushing

Year	G/S	Att.	Gain	Loss	Net	Y/A	Y/G	Long	TDs
2016	5/0	13	77	3	74	5.7	14.8	13 vs. Fresno State	1
<b>Totals</b>	<b>5/0</b>	<b>13</b>	<b>77</b>	<b>3</b>	<b>74</b>	<b>5.7</b>	<b>14.8</b>	<b>13 vs. Fresno State</b>	<b>1</b>

## Kick Returns

Year	G/S	No.	Yds.	Y/R	Y/G	Long	TDs
2016	5/0	6	143	23.8	28.6	32 vs. Fresno State	0
<b>Totals</b>	<b>5/0</b>	<b>6</b>	<b>143</b>	<b>23.8</b>	<b>28.6</b>	<b>32 vs. Fresno State</b>	<b>0</b>

## 2016 SEASON NOTES

» Had first career rushing touchdown in season-opening win over Fresno State.

## 2016 SINGLE-GAME HIGHS

» Rushes – 5 vs. Fresno State  
 » Rushing Yards – 36 vs. Fresno State  
 » Rushing TDs – 1 vs. Fresno State

» Kick Return Yards – 32 vs. Fresno State

» Kick Return TDs – 0

» All-Purpose Yards – 68 vs. Fresno State

## 2016 GAME-BY-GAME

Opponent	----- Rushing -----				----- Kick Returns -----			
	No.	Yds	TD	Lg	No.	Yds	TD	Lg
Fresno State	5	36	1	13	1	32	0	32
Wyoming	7	34	0	11	2	41	0	24
Oregon	1	4	0	4	1	19	0	19
at Northwestern	0	0	0	0	1	21	0	21
Illinois	0	0	0	0	1	30	0	30
at Indiana								
Purdue								
at Wisconsin								
at Ohio State								
Minnesota								
Maryland								
at Iowa								
<b>Totals</b>	<b>13</b>	<b>74</b>	<b>1</b>	<b>13</b>	<b>6</b>	<b>143</b>	<b>0</b>	<b>32</b>



## #21 MIKALE WILBON • So. • IB

CHICAGO, ILL.  
DE LA SALLE INSTITUTE

## CAREER STATS

Year	G/S	Att.	Gain	Loss	Net	Y/A	Y/G	Long	TDs
2014									Redshirt
2015	4/0	9	42	7	35	3.9	17.5	19 vs. South Alabama	0
2016	4/0	8	74	0	74	9.2	18.5	32 at Northwestern	0
<b>Totals</b>	<b>8/0</b>	<b>17</b>	<b>116</b>	<b>7</b>	<b>109</b>	<b>6.4</b>	<b>13.6</b>	<b>32 vs. South Alabama</b>	<b>0</b>

## CAREER HONORS

» 2014 Nebraska Offensive Scout Team MVP

## 2016 SEASON NOTES

»

## CAREER SINGLE-GAME HIGHS

» Rushes - 6 vs. BYU (2015), at Northwestern (2016)  
 » Rushing Yards – 55 at Northwestern (2016)  
 » Rushing Touchdowns - 0

## 2016 SINGLE-GAME HIGHS

» Rushes - 6 at Northwestern  
 » Rushing Yards – 55 at Northwestern  
 » Rushing Touchdowns – 0



## #22 DEVINE OZIGBO • So. • IB

SACHSE, TEXAS  
SACHSE HS

## CAREER STATS

Year	G/S	Att.	Gain	Loss	Net	Y/A	Y/G	Long	TDs
2015	11/0	38	212	3	209	5.5	19.0	31 at Illinois	1
2016	5/1	76	327	9	318	4.3	63.6	17 vs. Fresno State	4
<b>Totals</b>	<b>16/1</b>	<b>114</b>	<b>539</b>	<b>12</b>	<b>527</b>	<b>4.6</b>	<b>33.0</b>	<b>31 at Illinois</b>	<b>5</b>

## 2016 SEASON NOTES

» Rushed 17 times for a career-high 103 yards and a career-best two touchdowns against Fresno State. Had one rushing touchdown last season as a true freshman.

» Made first career start against Wyoming. Rushed for 44 yards and one touchdown on 15 carries. Also caught a 39-yard pass.

» Ran for 95 yards and one touchdown on a career-high 21 carries against Oregon.

» Had a 37-yard reception against Illinois, his second reception of over 30 yards this season.

## CAREER SINGLE-GAME HIGHS

» Rushes - 21 vs. Oregon (2016)  
 » Rushing Yards – 103 vs. Fresno State (2016)  
 » Rushing Touchdowns – 2 vs. Fresno State (2016)

## 2016 SINGLE-GAME HIGHS

» Rushes - 21 vs. Oregon  
 » Rushing Yards – 103 vs. Fresno State  
 » Rushing Touchdowns – 2 vs. Fresno State

## 2016 GAME-BY-GAME

Opponent	----- Rushing -----				----- Receiving -----			
	No.	Yds	TD	Lg	No.	Yds	TD	Lg
Fresno State	17	103	2	17	1	5	0	5
Wyoming	15	44	1	9	1	39	0	39
Oregon	21	95	1	12	1	8	0	8
at Northwestern	13	41	0	15	0	0	0	0
Illinois	10	35	0	35	1	37	0	37
at Indiana								
Purdue								
at Wisconsin								
at Ohio State								
Minnesota								
Maryland								
at Iowa								
<b>Totals</b>	<b>76</b>	<b>318</b>	<b>4</b>	<b>35</b>	<b>4</b>	<b>89</b>	<b>0</b>	<b>39</b>





**#24 AARON WILLIAMS • So. • S**

**CAREER STATS**

Year	G/S	Tackles					Fum.				QB	
		UT	AT	TT	TFL	Sacks	C-R	BK	PBU	INT	Hry.	
2015	13/3	17	7	24	3-9	0.0-0	0-0	0	0	0	0	
2016	4/3	8	8	16	2-3	0.0-0	0-0	0	3	2	0	
<b>Totals</b>	<b>17/6</b>	<b>25</b>	<b>15</b>	<b>40</b>	<b>5-12</b>	<b>0.0-0</b>	<b>0-0</b>	<b>0</b>	<b>3</b>	<b>2</b>	<b>0</b>	

**CAREER SINGLE-GAME HIGHS**

- » Tackles - 7 at Purdue (2015), at Northwestern (2016)
- » Tackles for Loss - 1, five times
- » Pass Breakups - 1, three times
- » Interceptions - 1 vs. Wyoming, at Northwestern (both in 2016)

**2016 SINGLE-GAME HIGHS**

- » Tackles - 7 at Northwestern
- » Tackles for Loss - 1 vs. Fresno State, at Northwestern
- » Pass Breakups - 1, three times
- » Interceptions - 1 vs. Wyoming, at Northwestern



**#25 NATE GERRY • Sr. • S**

SIoux FALLS, S.D.  
WASHINGTON HS

**CAREER STATS**

Year	G/S	Tackles					Fum.				QB	
		UT	AT	TT	TFL	Sacks	C-R	BK	PBU	INT	Hry.	
2013	13/3	18	14	32	2-3	0.0-0	0-0	0	0	0	1	
2014	13/13	49	39	88	7-9	0.5-2	2-1	0	4	5	3	
2015	13/13	49	30	79	3-12	1.0-9	1-0	0	7	4	0	
2016	4/4	16	13	29	5-5	0.5-1	0-0	0	4	2	0	
<b>Totals</b>	<b>43/33</b>	<b>132</b>	<b>96</b>	<b>228</b>	<b>17-29</b>	<b>2.0-12</b>	<b>3-1</b>	<b>0</b>	<b>15</b>	<b>11</b>	<b>4</b>	

**CAREER HONORS**

- » 2015, 2016 Team Captain
- » Third-Team All-Big Ten (Media, 2015)
- » 2015 Lott Trophy Watch List
- » Second-Team All-Big Ten (Media, 2014)
- » Honorable-Mention All-Big Ten (Coaches, 2014, 2015)
- » Big Ten Defensive Player of the Week (Iowa, 2014; Wyoming, 2016)
- » Nebraska Defensive Co-MVP (2014)
- » Honorable-Mention Big Ten All-Freshman Team (BTN, 2013)
- » Brook Berringer Citizenship Team (2016)
- » Tom Osborne Citizenship Team (2016)

**2016 GAME-BY-GAME**

Opponent	--Tackles--		-Sacks-		FF-FR-Yds	Int-Yds	PBU	QBH
	UT-AT-TT	TFL-Yds	No-Yds	Did Not Play				
Fresno State	-- Did Not Play --							
Wyoming	4-3-7	1-1	0.0-0		0-0-0	2-8	1	0
Oregon	4-5-9	2-2	0.0-0		0-0-0	0-0	1	0
at Northwestern	5-3-8	2-2	0.5-1		0-0-0	0-0	2	0
Illinois	3-2-5	0-0	0.0-0		0-0-0	0-0	0	0
at Indiana								
Purdue								
at Wisconsin								
at Ohio State								
Minnesota								
Maryland								
at Iowa								
<b>Totals</b>	<b>16-13-29</b>	<b>5-5</b>	<b>0.5-1</b>		<b>0-0-0</b>	<b>2-8</b>	<b>4</b>	<b>0</b>

**2016 SEASON NOTES**


- » Intercepted a pair of passes in the fourth quarter against Wyoming, marking his 10th and 11th career interceptions, tying him for fourth place on the NU career chart.
- » Topped 200 career total tackles against Wyoming. The fifth Husker defensive back to record 200 career tackles.

**CAREER SINGLE-GAME HIGHS**

- » Tackles - 15 at Iowa (2014)
- » Tackles for Loss - 4 at Purdue (2013)
- » Pass Breakups - 2, five times
- » Interceptions - 2 vs. Wyoming (2016)
- » Long Interception Return - 54 vs. Illinois (2014)

**2016 SINGLE-GAME HIGHS**

- » Tackles - 9 vs. Oregon
- » Tackles for Loss - 2 vs. Oregon, at Northwestern
- » Pass Breakups - 2 at Northwestern
- » Interceptions - 2 vs. Wyoming



**#26 KIERON WILLIAMS • Jr. • S**

SHREVEPORT, LA.  
AIR FORCE PREP/C.E. BYRD HS

**CAREER STATS**

Year	G/S	Tackles					Fum.				QB	
		UT	AT	TT	TFL	Sacks	C-R	BK	PBU	INT	Hry.	
2014	13/0	4	5	9	1-1	0.0-0	0-0	3	0	0	0	
2015	13/0	5	2	7	0-0	0.0-0	0-0	0	0	0	0	
2016	5/5	18	15	33	1-0	0.0-0	0-0	0	1	2	0	
<b>Totals</b>	<b>31/5</b>	<b>27</b>	<b>22</b>	<b>49</b>	<b>2-1</b>	<b>0.0-0</b>	<b>0-0</b>	<b>3</b>	<b>1</b>	<b>2</b>	<b>0</b>	

**CAREER HONORS**

- » Brook Berringer Citizenship Team (2015, 2016)
- » Tom Osborne Citizenship Team (2015, 2016)

**2016 SEASON NOTES**

- » Had a career-high 10 tackles and his first career interception against Fresno State. Previous high in tackles was two, and he entered the game with 16 career tackles.
- » Had a 23-yard interception return for a touchdown against Wyoming. It marked the second straight week Williams had an interception and was Nebraska's first INT for a touchdown since Joshua Kalu had a 41-yard pick-six at Minnesota in 2015.

**CAREER SINGLE-GAME HIGHS**

- » Tackles - 10 vs. Fresno State (2016)
- » Tackles for Loss - 1, vs. Illinois (2014), vs. Fresno State (2016)
- » Pass Breakups - 1 vs. Oregon
- » Interceptions - 1 vs. Fresno State (2016), vs. Wyoming (2016)

**2016 SINGLE-GAME HIGHS**

- » Tackles - 10 vs. Fresno State
- » Tackles for Loss - 1 vs. Fresno State
- » Pass Breakups - 1 vs. Oregon
- » Interceptions - 1 vs. Fresno State, vs. Wyoming

**2016 GAME-BY-GAME**

Opponent	--Tackles--		-Sacks-		FF-FR-Yds	Int-Yds	PBU	QBH
	UT-AT-TT	TFL-Yds	No-Yds	Did Not Play				
Fresno State	6-4-10	1-0	0.0-0		0-0-0	1-8	0	0
Wyoming	4-1-5	0-0	0.0-0		0-0-0	1-23	0	0
Oregon	3-4-7	0-0	0.0-0		0-0-0	0	1	0
at Northwestern	5-3-8	0-0	0.0-0		0-0-0	0	0	0
Illinois	0-3-3	0-0	0.0-0		0-0-0	0	0	0
at Indiana								
Purdue								
at Wisconsin								
at Ohio State								
Minnesota								
Maryland								
at Iowa								
<b>Totals</b>	<b>18-15-33</b>	<b>1-0</b>	<b>0.0-0</b>		<b>0-0-0</b>	<b>2-31</b>	<b>1</b>	<b>0</b>



**#34 DREW BROWN • Jr. • PK**

**SOUTHLAKE, TEXAS  
SOUTHLAKE CARROLL HS**

**CAREER STATS**

Year	G/S	PAT	FG	Pct.	TP	PPG	0-19	20-29	30-39	40-49	50+	Lg
2014	13/13	59/59	14/21	66.7	101	7.8	1-1	4-5	7-8	2-6	0-1	44
2015	13/13	45/47	21/27	77.8	107	8.2	0-0	6-7	2-3	12-14	1-3	50
2016	5/5	23/23	3/4	75.0	32	6.4	0-0	3-3	0-0	0-0	0-1	29
<b>Totals</b>	<b>31/31</b>	<b>127/129</b>	<b>38/52</b>	<b>73.1</b>	<b>240</b>	<b>7.7</b>	<b>1-1</b>	<b>13-15</b>	<b>9-11</b>	<b>14-20</b>	<b>1-5</b>	<b>50</b>

**2016 GAME-BY-GAME**

Opponent	XP-ATT	FG-ATT	Lg	Blk	Pts
Fresno State	4-4	0-0	0	0	4
Wyoming	7-7	1-1	29	0	10
Oregon	5-5	0-0	0	0	5
at Northwestern	3-3	1-1	23	0	6
Illinois	4-4	1-2	29	0	7
at Indiana					
Purdue					
at Wisconsin					
at Ohio State					
Minnesota					
Maryland					
at Iowa					
<b>Totals</b>	<b>23-23</b>	<b>3-4</b>	<b>29</b>	<b>0</b>	<b>32</b>

**CAREER HONORS**

- » Second-Team All-Big Ten (Media, AP, 2015)
- » Honorable-Mention All-Big Ten (Coaches, 2015)
- » Two-Time Nebraska Scholar-Athlete Honor Roll
- » Brook Berringer Citizenship Team (2015, 2016)
- » Tom Osborne Citizenship Team (2015, 2016)

**CAREER SINGLE-GAME HIGHS**


- » FGs – 5 vs. Southern Miss (2015)
- » Long FG – 50 vs. Southern Miss (2015)
- » PATs – 7 at Fresno State (2014), vs. Wyoming (2016)

**2016 SEASON NOTES**

- » Missed a 56-yard field goal in the second quarter against Illinois, ending his streak of 13 consecutive field goals made. Brown later connected on a 29-yard field goal for his 38th career field goal.
- » Has 240 career points, ranks 10th all-time at Nebraska.

**2016 SINGLE-GAME HIGHS**

- » FGs – 1 vs. Wyoming, at Northwestern, vs. Illinois
- » Long FG – 29 vs. Wyoming, vs. Illinois
- » PATs – 7 vs. Wyoming



**#34 TERRELL NEWBY • Sr. • IB**

**LOS ANGELES, CALIF.  
CHAMINADE HS**

**CAREER STATS**

Year	G/S	Att.	Gain	Loss	Net	Y/A	Y/G	Long	TDs
2013	13/0	54	302	4	298	5.5	24.8	23 at Purdue	2
2014	13/0	67	302	5	297	4.4	22.8	43 vs. Florida Atlantic	5
2015	13/8	147	786	21	765	5.2	58.8	69 at Minnesota	5
2016	5/4	59	332	5	327	5.5	65.4	63 vs. Illinois	3
<b>Totals</b>	<b>44/12</b>	<b>327</b>	<b>1,722</b>	<b>35</b>	<b>1,687</b>	<b>5.0</b>	<b>38.3</b>	<b>69 at Minnesota</b>	<b>15</b>

**CAREER HONORS**

- » Big Ten Player of the Week (vs. South Alabama, 2015)
- » Brook Berringer Citizenship Team (2015)
- » Tom Osborne Citizenship Team (2015)

**2016 SEASON NOTES**

- » Carried 16 times for 113 yards in the fourth quarter against Illinois to finish with 27 carries for 140 yards and two touchdowns. It was his third career 100-yard rushing game and his second highest totals for both carries and yardage in his career. He had career highs of 28 carries for 198 yards last season against South Alabama. Had a 63-yard touchdown run in the fourth quarter, NU's longest run from scrimmage this season.
- » Had a 49-yard run at Northwestern, the second-longest run by a Husker in 2016.

**2016 GAME-BY-GAME**

Opponent	----- Rushing -----				----- Receiving -----			
	No.	Yds	TD	Lg	No.	Yds	TD	Lg
Fresno State	11	56	0	12	0	0	0	0
Wyoming	4	20	0	7	4	27	0	11
Oregon	7	42	0	19	0	0	0	0
at Northwestern	10	69	1	49	2	14	0	14
Illinois	27	140	2	63	2	26	0	21
at Indiana								
Purdue								
at Wisconsin								
at Ohio State								
Minnesota								
Maryland								
at Iowa								
<b>Totals</b>	<b>59</b>	<b>327</b>	<b>3</b>	<b>63</b>	<b>8</b>	<b>67</b>	<b>0</b>	<b>21</b>

**CAREER SINGLE-GAME HIGHS**

- » Rushes – 28 vs. South Alabama (2015)
- » Rushing Yards – 198 vs. South Alabama (2015)
- » Rushing Touchdowns – 2, five times

**2016 SINGLE-GAME HIGHS**

- » Rushes – 27 vs. Illinois
- » Rushing Yards – 140 vs. Illinois
- » Rushing Touchdowns – 2 vs. Illinois



**#35 CALEB LIGHTBOURN • Fr. • P**

WASHOUGAL, WASH.  
CAMAS HS

**CAREER STATS**

Year	G/S	No.	Yds.	Avg.	Long	TB	I20	Blk.
2016	4/4	17	668	39.3	58	2	5	1
<b>Totals</b>	<b>4/4</b>	<b>17</b>	<b>668</b>	<b>39.3</b>	<b>58</b>	<b>2</b>	<b>5</b>	<b>1</b>

**2016 GAME-BY-GAME**

Opponent	No.	Yds	Avg	Lg	Blkd	TB	I20
Fresno State	4	145	36.2	43	1	0	0
Wyoming	3	94	31.3	44	0	0	1
Oregon	5	236	47.2	58	0	0	3
at Northwestern	5	193	38.6	47	0	2	1
Illinois	0	0	0.0	0	0	0	0
at Indiana							
Purdue							
at Wisconsin							
at Ohio State							
Minnesota							
Maryland							
at Iowa							
<b>Totals</b>	<b>17</b>	<b>668</b>	<b>39.3</b>	<b>58</b>	<b>1</b>	<b>2</b>	<b>5</b>

**CAREER HONORS**

» Big Ten Freshman of the Week (Oregon, 2015)

**2016 SEASON NOTES**

» Averaged 47.2 yards on five punts against Oregon. Pinned the Ducks inside their 20 three times, including inside their five-yard line once.

**2016 SINGLE-GAME HIGHS**

- » Long Punt – 58 vs. Oregon
- » Single-Game Average – 47.2 vs. Oregon
- » Punts Downed Inside Opponent 20 – 3 vs. Oregon



**#41 LUKE McNITT • R.Fr. • FB**

KEARNEY, NEB.  
NEBRASKA-KEARNEY/KEARNEY HS

**CAREER STATS**

Year	G/S	Att.	Gain	Loss	Net	Y/A	Y/G	Long	TDs
2014		Redshirt							
2015	5/0	0	0	0	0	0	0	0	0
2016	5/1	0	0	0	0	0	0	0	0
<b>Totals</b>	<b>10/1</b>	<b>0</b>	<b>0</b>	<b>0</b>	<b>0</b>	<b>0</b>	<b>0</b>	<b>0</b>	<b>0</b>

**CAREER HONORS**


» Academic All-Big Ten (2015)

**2016 SEASON NOTES**

» Made first career start against Oregon

**2016 SINGLE-GAME HIGHS**

- » Rushes - 0
- » Rushing Yards – 0
- » Rushing Touchdowns – 0
- » Rushing Touchdowns – 0
- » Single Game High Tackles – 2 vs. Fresno State
- » Season Total Tackles – 6



**#44 MICK STOLTENBERG • So. • DL**

GRETNA, NEB.  
GRETNA HS

**CAREER STATS**

Year	G/S	(-Tackles-----)				Fum.				QB	
		UT	AT	TT	TFL	Sacks	C-R	BK	PBU	INT	Hry.
2014		Reshirt									
2015	9/0	2	0	2	1-6	1.0-6	0-1	0	0	0	0
2016	4/1	2	5	7	2-3	0.5-2	0-0	0	0	0	0
<b>Totals</b>	<b>13/1</b>	<b>4</b>	<b>5</b>	<b>9</b>	<b>3-9</b>	<b>1.5-8</b>	<b>0-1</b>	<b>0</b>	<b>0</b>	<b>0</b>	<b>0</b>

**CAREER HONORS**

» Three-Time Nebraska Scholar-Athlete Honor Roll

**2016 SEASON NOTES**

» Set a career high with two TFLs at Northwestern.

**CAREER SINGLE-GAME HIGHS**

- » Tackles - 2 vs. Fresno State (2016), at Northwestern (2016), vs. Illinois (2016)
- » Tackles for Loss – 2 at Northwestern (2016)
- » Sacks – 1 vs. South Alabama (2015)


**2016 GAME-BY-GAME**

Opponent	--Tackles--	-Sacks-		FF-FR-Yds	Int-Yds	PBU	QBH
	UT-AT-TT	TFL-Yds	No-Yds				
Fresno State	1-1-2	0-0	0.0-0	0-0-0	0-0	0	0
Wyoming	-- Did Not Play Due to Injury--						
Oregon	0-1-1	0-0	0.0-0	0-0-0	0-0	0	0
at Northwestern	1-1-2	2-3	0.5-2	0-0-0	0-0	0	0
Illinois	0-2-2	0-0	0.0-0	0-0-0	0-0	0	0
at Indiana							
Purdue							
at Wisconsin							
at Ohio State							
Minnesota							
Maryland							
at Iowa							
<b>Totals</b>	<b>2-5-7</b>	<b>2-3</b>	<b>0.5-2</b>	<b>0-0-0</b>	<b>0-0</b>	<b>0</b>	<b>0</b>

**2016 SINGLE-GAME HIGHS**

- » Tackles - 2 vs. Fresno State, at Northwestern, vs. Illinois
- » Tackles for Loss – 2 at Northwestern
- » Sacks – 0.5 at Northwestern





**#49 CHRIS WEBER • Jr. • LB**

ELKHORN, NEB.  
ELKHORN HS

**CAREER STATS**

Year	G/S	(------Tackles-----)					Fum.			QB	
		UT	AT	TT	TFL	Sacks	C-R	BK	PBU	INT	Hry.
2013		Reshirt									
2014	13/0	3	3	6	0-0	0.0-0	0-0	0	0	0	0
2015	10/4	19	30	49	5-10	0.0-0	0-1	0	2	0	2
2016	5/0	4	4	8	0-0	0.0-0	0-0	0	0	0	0
<b>Totals</b>	<b>28/4</b>	<b>26</b>	<b>37</b>	<b>63</b>	<b>5-10</b>	<b>0.0-0</b>	<b>0-1</b>	<b>0</b>	<b>2</b>	<b>0</b>	<b>2</b>

**CAREER HONORS**

- » Big Ten Distinguished Scholar (2015)
- » CoSIDA Academic All-District VII (2015)
- » Academic All-Big Ten (2014, 2015)
- » Nebraska Walk-On of the Year (2015)
- » Six-Time Nebraska Scholar-Athlete Honor Roll
- » Brook Berringer Citizenship Team (2014, 2015, 2016)
- » Tom Osborne Citizenship Team (2014, 2015, 2016)

**2016 GAME-BY-GAME**

Opponent	--Tackles--		-Sacks-		FF-FR-Yds	Int-Yds	PBU	QBH
	UT-AT-TT	TFL-Yds	No-Yds	FF-FR-Yds				
Fresno State	1-2-3	0-0	0.0-0	0.0-0	0-0-0	0-0	0	0
Wyoming	1-2-3	0-0	0.0-0	0.0-0	0-0-0	0-0	0	0
Oregon	0-0-0	0-0	0.0-0	0.0-0	0-0-0	0-0	0	0
at Northwestern	2-0-2	0-0	0.0-0	0.0-0	0-0-0	0-0	0	0
Illinois	0-0-0	0-0	0.0-0	0.0-0	0-0-0	0-0	0	0
at Indiana								
Purdue								
at Wisconsin								
at Ohio State								
Minnesota								
Maryland								
at Iowa								
<b>Totals</b>	<b>4-4-8</b>	<b>0-0</b>	<b>0.0-0</b>	<b>0.0-0</b>	<b>0-0-0</b>	<b>0-0</b>	<b>0</b>	<b>0</b>

**2016 SEASON NOTES**

»

**CAREER SINGLE-GAME HIGHS**

- » Tackles - 17 at Illinois (2015)
- » Tackles for Loss - 3 at Illinois (2015)
- » Sacks - 0

**2016 SINGLE-GAME HIGHS**

- » Tackles - 3 vs. Fresno State, vs. Wyoming
- » Tackles for Loss - 0
- » Sacks - 0



**#52 JOSH BANDERAS • Sr. • LB**

LINCOLN, NEB.  
SOUTHWEST HS

**CAREER STATS**

Year	G/S	(------Tackles-----)					Fum.			QB	
		UT	AT	TT	TFL	Sacks	C-R	BK	PBU	INT	Hry.
2013	13/4	12	16	28	3-9	2.0-8	0-0	0	1	0	1
2014	12/6	19	31	50	2-5	0.0-0	0-0	0	0	0	1
2015	9/9	34	27	61	7-10	0.0-0	0-0	0	2	0	1
2016	5/4	8	11	19	1-1	0.0-0	0-0	0	0	0	2
<b>Totals</b>	<b>39/23</b>	<b>73</b>	<b>85</b>	<b>158</b>	<b>13-25</b>	<b>2.0-8</b>	<b>0-0</b>	<b>0</b>	<b>3</b>	<b>0</b>	<b>5</b>

**CAREER HONORS**

- » 2016 Team Captain
- » True Freshman All-American (247 Sports, 2013)
- » Honorable-Mention Big Ten All-Freshman Team (BTN, 2013)
- » Four-Time Nebraska Scholar-Athlete Honor Roll
- » Nebraska Student-Athlete HERO Leadership Award (2016)
- » Brook Berringer Citizenship Team (2014, 2016)
- » Tom Osborne Citizenship Team (2014, 2016)

**2016 GAME-BY-GAME**

Opponent	--Tackles--		-Sacks-		FF-FR-Yds	Int-Yds	PBU	QBH
	UT-AT-TT	TFL-Yds	No-Yds	FF-FR-Yds				
Fresno State	1-1-2	0-0	0.0-0	0.0-0	0-0-0	0-0	0	0
Wyoming	2-5-7	0-0	0.0-0	0.0-0	0-0-0	0-0	0	1
Oregon	2-3-5	1-1	0.0-0	0.0-0	0-0-0	0-0	0	0
at Northwestern	2-2-4	0-0	0.0-0	0.0-0	0-0-0	0-0	0	1
Illinois	1-0-1	0-0	0.0-0	0.0-0	0-0-0	0-0	0	0
at Indiana								
Purdue								
at Wisconsin								
at Ohio State								
Minnesota								
Maryland								
at Iowa								
<b>Totals</b>	<b>8-11-19</b>	<b>1-1</b>	<b>0.0-0</b>	<b>0.0-0</b>	<b>0-0-0</b>	<b>0-0</b>	<b>0</b>	<b>2</b>

**2016 SEASON NOTES**

»

**CAREER SINGLE-GAME HIGHS**

- » Tackles - 14 vs. USC (2014 Holiday Bowl)
- » Tackles for Loss - 2, three times
- » Sacks - 1.0, twice

**2016 SINGLE-GAME HIGHS**

- » Tackles - 7 vs. Wyoming
- » Tackles for Loss - 1 vs. Oregon
- » Sacks - 0



**#55 KEVIN MAURICE • Sr. • DT**

ORLANDO, FLA.  
FREEDOM HS

**CAREER STATS**

Year	G/S	Tackles					Fum.			INT	QB Hry.
		UT	AT	TT	TFL	Sacks	C-R	BK	PBU		
2013	6/0	1	2	3	0-0	0.0-0	0-0	0	0	0	0
2014	10/0	2	6	8	1-5	0.5-5	0-0	0	0	0	1
2015	10/1	10	11	21	3-16	1.0-11	2-0	0	0	0	1
2016	5/5	4	5	9	3-14	2.0-12	0-0	0	0	0	1
<b>Totals</b>	<b>31/6</b>	<b>17</b>	<b>24</b>	<b>41</b>	<b>7-35</b>	<b>3.5-28</b>	<b>2-0</b>	<b>0</b>	<b>0</b>	<b>0</b>	<b>3</b>

**CAREER HONORS**

- » Nebraska Scholar-Athlete Honor Roll (Fall, 2013; Spring 2015)
- » Brook Berringer Citizenship Team (2014, 2015)
- » Tom Osborne Citizenship Team (2014, 2015)

**2016 SEASON NOTES**

- » Had two sacks for 12 yards on back-to-back plays at Northwestern. Entered the game with 1.5 career sacks.

**2016 GAME-BY-GAME**

Opponent	Tackles		Sacks		FF-FR-Yds	Int-Yds	PBU	QBH
	UT-AT-TT	TFL-Yds	No-Yds	FF-FR-Yds				
Fresno State	0-2-2	0-0	0.0-0	0-0-0	0-0-0	0-0	0	0
Wyoming	0-1-1	0-0	0.0-0	0-0-0	0-0-0	0-0	0	0
Oregon	0-1-1	0-0	0.0-0	0-0-0	0-0-0	0-0	0	0
at Northwestern	3-0-3	2-12	2.0-12	0-0-0	0-0-0	0-0	0	0
Illinois	1-1-2	1-2	0.0-0	0-0-0	0-0-0	0-0	0	1
at Indiana								
Purdue								
at Wisconsin								
at Ohio State								
Minnesota								
Maryland								
at Iowa								
<b>Totals</b>	<b>4-5-9</b>	<b>3-14</b>	<b>2.0-12</b>	<b>0-0-0</b>	<b>0-0</b>	<b>0</b>	<b>0</b>	<b>1</b>

**CAREER SINGLE-GAME HIGHS**

- » Tackles - 8 at Illinois (2015)
- » Tackles for Loss - 2 at Northwestern (2016)
- » Sacks - 2.0 at Northwestern (2016)

**2016 SINGLE-GAME HIGHS**

- » Tackles - 3 at Northwestern
- » Tackles for Loss - 2 at Northwestern
- » Sacks - 2.0 at Northwestern



**#58 COREY WHITAKER • Sr. • OG**

MURRIETA, CALIF.  
VISTA MURRIETA HS

**CAREER STATS**

- » Games Played - 9 (3 in 2015; 5 in 2016)
- » Games Started - 1 (1 in 2016)

**CAREER HONORS**

- » Nebraska Scholar-Athlete Honor Roll (Spring 2016)

**2016 SEASON NOTES**

- » Made his first career start against Illinois.



**#63 TANNER FARMER • So. • OG**

HIGHLAND, ILL.  
HIGHLAND HS

**CAREER STATS**

- » Games Played - 4 (4 in 2016)
- » Games Started - 4 (4 in 2016)

**CAREER HONORS**

- » Brook Berringer Citizenship Team (2016)
- » Tom Osborne Citizenship Team (2016)

**2016 SEASON NOTES**

- » Helped the Huskers rack up 550 yards of total offense against Wyoming.
- » Helped Nebraska amass 556 yards of total offense at Northwestern.



**#66 DYLAN UTTER • Sr. • C**

PAPILLION, NEB.  
PAPILLION-LA VISTA HS

**CAREER STATS**

- » Games Played - 24 (6 in 2014; 13 in 2015; 5 in 2016)
- » Games Started - 19 (1 in 2014; 13 in 2015; 5 in 2016)

**CAREER HONORS**

- » 2016 Team Captain
- » Academic All-Big Ten (2015)
- » Three-Time Nebraska Scholar-Athlete Honor Roll
- » Brook Berringer Citizenship Team (2016)
- » Tom Osborne Citizenship Team (2016)

**2016 SEASON NOTES**

- » Helped the Huskers rack up 550 yards of total offense against Wyoming.
- » Helped Nebraska amass 556 yards of total offense at Northwestern.
- » Huskers have rushed for 200 yards or more four times in 2016.



**#68 NICK GATES • So. • OT**

LAS VEGAS, NEV.  
BISHOP GORMAN HS

**CAREER STATS**

- » Games Played - 15 (10 in 2015; 5 in 2016)
- » Games Started - 15 (10 in 2015; 5 in 2016)

**CAREER HONORS**

- » Big Ten All-Freshman Team (BTN.com, ESPN.com)
- » BTN All-Bowl Team (2015)
- » Nebraska Scholar-Athlete Honor Roll (Fall 2015)
- » Brook Berringer Citizenship Team (2016)
- » Tom Osborne Citizenship Team (2016)

**2016 SEASON NOTES**

- » Named ProFootball.com's top run-blocking offensive lineman in the country during Week 1.
- » Helped the Huskers rack up 550 yards of total offense against Wyoming.
- » Helped Nebraska amass 556 yards of total offense at Northwestern.
- » Huskers have rushed for 200 yards or more four times in 2016.



**#73 SAM HAHN • Sr. • OG**

DEWITT, NEB.  
NORTH DAKOTA STATE/TRI-COUNTY HS

**CAREER STATS**

- » Games Played - 9 (1 in 2014; 3 in 2015; 5 in 2016)
- » Games Started - 5 (5 in 2016)

**CAREER HONORS**

- » Five-Time Nebraska Scholar-Athlete Honor Roll
- » Brook Berringer Citizenship Team (2016)
- » Tom Osborne Citizenship Team (2016)

**2016 SEASON NOTES**

- » Helped the Huskers rack up 556 yards of total offense at Northwestern.
- » Huskers have rushed for 200 yards or more four times in 2016.



**#77 DAVID KNEVEL • Sr. • OT**

BRANTFORD, ONTARIO, CANADA  
PAULINE JOHNSON COLLEGIATE

**CAREER STATS**

- » Games Played - 18 (4 in 2014; 9 in 2015; 5 in 2016)
- » Games Started - 5 (5 in 2016)

**CAREER HONORS**

- » Nebraska Scholar-Athlete Honor Roll (Fall 2014; Spring 2016)
- » Brook Berringer Citizenship Team (2014, 2015, 2016)
- » Tom Osborne Citizenship Team (2014, 2015, 2016)

**2016 SEASON NOTES**

- » Helped the Huskers rack up 550 yards of total offense against Wyoming.
- » Helped Nebraska amass 556 yards of total offense at Northwestern.
- » Huskers have rushed for 200 yards or more four times in 2016.



**#82 ALONZO MOORE • Sr. • WR**

WINNFIELD, LA.  
WINNFIELD SENIOR HS

**CAREER STATS**

Year	G/S	No.	Yds.	Y/R	Y/G	Long	TDs
2012		Redshirt					
2013	10/2	6	75	12.5	7.5	19 vs. S. Dakota St.	0
2014	11/7	10	136	13.6	12.4	43 at Michigan State	0
2015	12/5	24	395	16.6	32.9	44 at Rutgers	6
2016	4/3	12	310	25.8	77.5	63 vs. Wyoming	2
<b>Totals</b>	<b>37/17</b>	<b>52</b>	<b>916</b>	<b>17.6</b>	<b>24.8</b>	<b>63 vs. Wyoming</b>	<b>8</b>

**CAREER HONORS**

- » Nebraska Scholar-Athlete Honor Roll (Fall, 2012)
- » Brook Berringer Citizenship Team (2016)
- » Tom Osborne Citizenship Team (2016)

**2016 GAME-BY-GAME**

Opponent	Rec.	Yds	TD	Lg
Fresno State	3	92	1	57
Wyoming	3	109	1	63
Oregon	3	37	0	20
at Northwestern	3	72	0	59
Illinois	-- Did Not Play Due to Injury --			
at Indiana				
Purdue				
at Wisconsin				
at Ohio State				
Minnesota				
Maryland				
at Iowa				
<b>Totals</b>	<b>12</b>	<b>310</b>	<b>2</b>	<b>63</b>

**CAREER SINGLE-GAME HIGHS**

- » Receptions - 5 vs. South Alabama (2015)
- » Receiving Yards - 109 vs. Wyoming (2016)
- » Touchdowns - 1, eight times

**2015 SINGLE-GAME HIGHS**

- » Receptions - 3, four times
- » Receiving Yards - 109 vs. Wyoming
- » Touchdowns - 1 vs. Fresno State, vs. Wyoming

**2016 SEASON NOTES**

- » Has three catches of 50 yards or more in 2016.
- » Had a 57-yard touchdown reception on the first play of the fourth quarter against Fresno State, marking the then longest reception of his career. Finished with a team-high three catches for a then-career-high 92 receiving yards. Also had a career-long 24-yard rush and had two carries for 34 yards.
- » Had a career day for the second straight week with three receptions for 109 yards, including a 63-yard touchdown reception, against Wyoming. Moore's yardage total was a career high, bettering his 92 yards against Fresno State. His 63-yard second-quarter touchdown was the longest of his career.



**#83 BRYAN REIMERS • So. • WR**

LINCOLN, NEB.  
EAST HS

**CAREER STATS**

Year	G/S	No.	Yds.	Y/R	Y/G	Long	TDs
2014		Redshirt					
2015	0/0	0	0	0.0	0.0	0	0
2016	5/1	1	22	22.0	4.4	22	1
<b>Totals</b>	<b>5/1</b>	<b>1</b>	<b>22</b>	<b>22.0</b>	<b>4.4</b>	<b>1</b>	

**CAREER HONORS**

- » Nebraska Scholar-Athlete Honor Roll (Fall 2014; Spring 2016)

**2016 SEASON NOTES**

- » Had a 22-yard reception for a touchdown against Oregon, his first career catch.

**CAREER SINGLE-GAME HIGHS**

- » Receptions - 1 vs. Oregon (2016)
- » Receiving Yards - 22 vs. Oregon (2016)
- » Touchdowns - 1 vs. Oregon (2016)

**2016 SINGLE-GAME HIGHS**

- » Receptions - 1 vs. Oregon
- » Receiving Yards - 22 vs. Oregon
- » Touchdowns - 1 vs. Oregon



**#84 SAM COTTON • Sr. • TE**

LINCOLN, NEB.  
SOUTHEAST HS

**CAREER STATS**

Year	G/S	No.	Yds.	Y/R	Y/G	Long	TDs
2012		Redshirt					
2013	10/1	3	22	7.3	2.2	17 vs. Illinois	1
2014	13/4	3	41	13.7	3.2	23 vs. Rutgers	2
2015	13/7	3	35	11.7	2.9	13 vs. Southern Miss	0
2016	5/4	2	23	11.5	4.6	12 vs. Illinois	0
<b>Totals</b>	<b>41/16</b>	<b>11</b>	<b>121</b>	<b>11.0</b>	<b>3.0</b>	<b>23 vs. Rutgers</b>	<b>3</b>

**CAREER HONORS**

- » Academic All-Big Ten (2013, 2014, 2015)
- » Four-Time Nebraska Scholar-Athlete Honor Roll
- » Brook Berringer Citizenship Team (2014, 2016)
- » Tom Osborne Citizenship Team (2014, 2016)

**2016 SEASON NOTES**


»

**CAREER SINGLE-GAME HIGHS**

- » Receptions - 1, 11 times
- » Receiving Yards - 23 vs. Rutgers (2014)
- » Touchdowns - 1, three times

**2016 SINGLE-GAME HIGHS**

- » Receptions - 1 at Northwestern, vs. Illinois
- » Receiving Yards - 12 vs. Illinois
- » Touchdowns - 0



**#87 BRANDON REILLY • Sr. • WR**

LINCOLN, NEB.  
SOUTHWEST HS

**CAREER STATS**

Year	G/S	No.	Yds.	Y/R	Y/G	Long	TDs
2012		Redshirt					
2013	10/0	3	24	8.0	2.4	10 at Penn State	0
2014	7/1	6	85	14.2	12.1	35 at Iowa	0
2015	13/6	40	754	18.9	58.0	52 at Purdue	4
2016	3/1	4	97	24.3	32.3	38 vs. Wyoming	0
<b>Totals</b>	<b>33/8</b>	<b>53</b>	<b>960</b>	<b>18.1</b>	<b>29.1</b>	<b>52 at Purdue</b>	<b>4</b>

**CAREER HONORS**

- » Academic All-Big Ten (2013, 2014, 2015)
- » Seven-Time Nebraska Scholar-Athlete Honor Roll

**2016 GAME-BY-GAME**

Opponent	Rec.	Yds	TD	Lg
Fresno State	--	Did Not Play	--	
Wyoming	2	52	0	38
Oregon	--	Did Not Play Due to Injury	--	
at Northwestern	1	35	0	35
Illinois	1	10	0	10
at Indiana				
Purdue				
at Wisconsin				
at Ohio State				
Minnesota				
Maryland				
at Iowa				
<b>Totals</b>	<b>4</b>	<b>97</b>	<b>0</b>	<b>38</b>

**CAREER SINGLE-GAME HIGHS**


- » Receptions - 5, three times
- » Receiving Yards - 112 vs. Southern Miss (2015)
- » Touchdowns - 1, four times

**2016 SINGLE-GAME HIGHS**

- » Receptions - 2 vs. Wyoming
- » Receiving Yards - 52 vs. Wyoming
- » Touchdowns - 0

**2016 SEASON NOTES**

»



**#88 ROSS DZURIS • Sr. • DE**

PLATTSMOUTH, NEB.  
PLATTSMOUTH HS

**CAREER STATS**

Year	G/S	Tackles					Fum.				QB Hry.
		UT	AT	TT	TFL	Sacks	C-R	BK	PBU	INT	
2012		Redshirt									
2013		Did Not Play									
2014		Did Not Play									
2015	13/4	14	10	24	9-19	2.5-10	0-0	0	0	0	5
2016	5/5	10	9	19	7-17	3.5-12	0-1	0	0	0	1
<b>Totals</b>	<b>18/9</b>	<b>24</b>	<b>19</b>	<b>43</b>	<b>16-36</b>	<b>6.0-22</b>	<b>0-1</b>	<b>0</b>	<b>0</b>	<b>0</b>	<b>6</b>

**CAREER HONORS**

- » Nebraska Most Improved Player (2015)
- » Three-Time Nebraska Scholar-Athlete Honor Roll

**2016 SEASON NOTES**

- » Career-high two sacks and a career-high three TFLs against Fresno State, nearly topping the 2.5 sacks he had as a junior in 2015.
- » Recovered first career fumble against Wyoming, returned it to the one-yard line, setting up a touchdown on the next play.
- » Matched a career high with five tackles against Oregon.

**2016 GAME-BY-GAME**

Opponent	--Tackles--		-Sacks-		FF-FR-Yds	Int-Yds	PBU	QBH
	UT-AT-TT	TFL-Yds	No-Yds					
Fresno State	3-1-4	3-6	2.0-4	0-0-0	0-0	0-0	0	0
Wyoming	1-3-4	2-5	0.5-3	0-1-9	0-0	0-0	0	1
Oregon	3-2-5	1-5	1.0-5	0-0-0	0-0	0-0	0	0
at Northwestern	1-2-3	0-0	0.0-0	0-0-0	0-0	0-0	0	0
Illinois	2-1-3	1-1	0.0-0	0-0-0	0-0	0-0	0	0
at Indiana								
Purdue								
at Wisconsin								
at Ohio State								
Minnesota								
Maryland								
at Iowa								
<b>Totals</b>	<b>10-9-19</b>	<b>7-17</b>	<b>3.5-12</b>	<b>0-1-9</b>	<b>0-0</b>	<b>0-0</b>	<b>0</b>	<b>1</b>

**CAREER SINGLE-GAME HIGHS**

- » Tackles - 5 at Purdue (2015), vs. Oregon (2016)
- » Tackles for Loss - 3 vs. Fresno State (2016)
- » Sacks - 2.0 vs. Fresno State (2016)

**2016 SINGLE-GAME HIGHS**

- » Tackles - 5 vs. Oregon
- » Tackles for Loss - 3 vs. Fresno State
- » Sacks - 2.0 vs. Fresno State





**#91 FREEDOM AKINMOLADUN • So. • DE**

GRANDVIEW, MO.  
GRANDVIEW HS

**CAREER STATS**

Year	G/S	(------Tackles-----)			TFL	Sacks	Fum.			INT	QB Hry.
		UT	AT	TT			C-R	BK	PBU		
2014		Redshirt									
2015	11/4	11	10	21	7-45	4.5-36	0-0	0	0	0	4
2016	5/5	6	4	10	1-9	1.0-9	1-0	0	0	0	3
<b>Totals</b>	<b>16/9</b>	<b>17</b>	<b>14</b>	<b>31</b>	<b>8-54</b>	<b>5.5-45</b>	<b>1-0</b>	<b>0</b>	<b>0</b>	<b>0</b>	<b>7</b>

**CAREER HONORS**

- » Academic All-Big Ten (2015)
- » Big Ten All-Freshman Team (BTN.com, ESPN.com)
- » Two-Time Nebraska Scholar-Athlete Honor Roll
- » Nebraska Student-Athlete HERO Leadership Award (2015, 2016)
- » Brook Berringer Citizenship Team (2015, 2016)
- » Tom Osborne Citizenship Team (2015, 2016)

**2016 GAME-BY-GAME**

Opponent	--Tackles--		-Sacks-		FF-FR-Yds	Int-Yds	PBU	QBH
	UT-AT-TT	TFL-Yds	No-Yds	FF-FR-Yds				
Fresno State	0-1-1	0-0	0.0-0	0.0-0	0-0-0	0-0	0	0
Wyoming	0-1-1	0-0	0.0-0	0.0-0	0-0-0	0-0	0	2
Oregon	4-1-5	0-0	0.0-0	1-0-0	0-0	0	0	0
at Northwestern	1-1-2	0-0	0.0-0	0-0-0	0-0	0	0	0
Illinois	1-0-1	1-9	1.0-9	0-0-0	0-0	0	1	
at Indiana								
Purdue								
at Wisconsin								
at Ohio State								
Minnesota								
Maryland								
at Iowa								
<b>Totals</b>	<b>6-4-10</b>	<b>1-9</b>	<b>1.0-9</b>	<b>1-0-0</b>	<b>0-0</b>	<b>0</b>	<b>3</b>	

**2016 SEASON NOTES**

»

**CAREER SINGLE-GAME HIGHS**

- » Tackles - 6 at Miami
- » Tackles for Loss - 2 vs. South Alabama (2015), vs. Southern Miss (2015)
- » Sacks - 2.0 vs. Southern Miss (2015)

**2016 SINGLE-GAME HIGHS**

- » Tackles - 5 vs. Oregon
- » Tackles for Loss - 1 vs. Illinois
- » Sacks - 1.0 vs. Illinois



**#94 KHALIL DAVIS • RFr. • DL**

BLUE SPRINGS, MO.  
BLUE SPRINGS HS

**CAREER STATS**

Year	G/S	(------Tackles-----)			TFL	Sacks	Fum.			INT	QB Hry.
		UT	AT	TT			C-R	BK	PBU		
2015		Reshirt									
2016	4/0	2	1	3	2-4	0.0-0	0-0	0	0	0	0
<b>Totals</b>	<b>4/0</b>	<b>2</b>	<b>1</b>	<b>3</b>	<b>2-4</b>	<b>0.0-0</b>	<b>0-0</b>	<b>0</b>	<b>0</b>	<b>0</b>	<b>0</b>

**CAREER HONORS**

- » Brook Berringer Citizenship Team (2016)
- » Tom Osborne Citizenship Team (2016)

**2016 SEASON NOTES**

- » Pair of TFLs for four yards vs. Wyoming.

**2016 SINGLE-GAME HIGHS**

- » Tackles - 2 vs. Wyoming
- » Tackles for Loss - 2 vs. Wyoming
- » Sacks - 0



**#96 CARLOS DAVIS • RFr. • DL**

BLUE SPRINGS, MO.  
BLUE SPRINGS HS

**CAREER STATS**

Year	G/S	(------Tackles-----)			TFL	Sacks	Fum.			INT	QB Hry.
		UT	AT	TT			C-R	BK	PBU		
2015		Reshirt									
2016	5/4	3	5	8	1-1	0.0-0	0-0	0	0	0	0
<b>Totals</b>	<b>5/4</b>	<b>3</b>	<b>5</b>	<b>8</b>	<b>1-1</b>	<b>0.0-0</b>	<b>0-0</b>	<b>0</b>	<b>0</b>	<b>0</b>	<b>0</b>

**CAREER HONORS**

- » Brook Berringer Citizenship Team (2016)
- » Tom Osborne Citizenship Team (2016)

**2016 SEASON NOTES**

- » Made first career start against Wyoming and tied for third on the team with five tackles.

**2016 GAME-BY-GAME**

Opponent	--Tackles--		-Sacks-		FF-FR-Yds	Int-Yds	PBU	QBH
	UT-AT-TT	TFL-Yds	No-Yds	FF-FR-Yds				
Fresno State	0-1-1	0-0	0.0-0	0.0-0	0-0-0	0-0	0	0
Wyoming	2-3-5	0-0	0.0-0	0-0-0	0-0	0	0	0
Oregon	0-0-0	0-0	0.0-0	0-0-0	0-0	0	0	0
at Northwestern	0-1-1	0-0	0.0-0	0-0-0	0-0	0	0	0
Illinois	1-0-1	1-1	0.0-0	0-0-0	0-0	0	0	0
at Indiana								
Purdue								
at Wisconsin								
at Ohio State								
Minnesota								
Maryland								
at Iowa								
<b>Totals</b>	<b>3-5-8</b>	<b>1-1</b>	<b>0.0-0</b>	<b>0-0-0</b>	<b>0-0</b>	<b>0</b>	<b>0</b>	

**2016 SINGLE-GAME HIGHS**

- » Tackles - 5 vs. Wyoming
- » Tackles for Loss - 1 vs. Illinois
- » Sacks - 0

# 2016 Nebraska Schedule and Results

DATE	OPPONENT	RESULT	SCORE	RECORD	CONFERENCE	TIME	ATTEND
Sept. 3	Fresno State	W	43-10	1-0	0-0	3:26	90,013
Sept. 10	Wyoming	W	51-17	2-0	0-0	3:25	89,895
Sept. 17	No. 22 Oregon	W	35-32	3-0	0-0	3:37	90,414
Sept. 24	at Northwestern *	W	24-13	4-0	1-0	3:09	40,284
Oct. 1	Illinois *	W	31-16	5-0	2-0	3:05	90,374

\* Big Ten conference game

## Team Statistics

TEAM STATISTICS	NU	OPP
SCORING	185	88
Points Per Game	37.0	17.6
Points Off Turnovers	42	12
FIRST DOWNS	120	88
Rushing	53	34
Passing	55	44
Penalty	12	10
RUSHING YARDAGE	1171	759
Yards gained rushing	1272	863
Yards lost rushing	101	104
Rushing Attempts	237	157
Average Per Rush	4.9	4.8
Average Per Game	234.2	151.8
TDs Rushing	14	8
PASSING YARDAGE	1192	975
Comp-Att-Int	78-135-2	93-159-9
Average Per Pass	8.8	6.1
Average Per Catch	15.3	10.5
Average Per Game	238.4	195.0
TDs Passing	10	3
TOTAL OFFENSE	2363	1734
Total Plays	372	316
Average Per Play	6.4	5.5
Average Per Game	472.6	346.8
KICK RETURNS: #-Yards	9-233	16-334
PUNT RETURNS: #-Yards	6-84	5-52
INT RETURNS: #-Yards	9-70	2-37
KICK RETURN AVERAGE	25.9	20.9
PUNT RETURN AVERAGE	14.0	10.4
INT RETURN AVERAGE	7.8	18.5
FUMBLES-LOST	11-4	3-1
PENALTIES-Yards	28-323	35-281
Average Per Game	64.6	56.2
PUNTS-Yards	18-668	25-970
Average Per Punt	37.1	38.8
Net punt average	32.0	33.8
KICKOFFS-Yards	33-2105	19-1232
Average Per Kick	63.8	64.8
Net kick average	40.8	40.7
TIME OF POSSESSION/Game	34:42	25:18
3RD-DOWN Conversions	35/66	19/62
3rd-Down Pct	53%	31%
4TH-DOWN Conversions	5/8	4/10
4th-Down Pct	62%	40%
SACKS BY-Yards	11-59	3-23
MISC YARDS	0	0
TOUCHDOWNS SCORED	25	11
FIELD GOALS-ATTEMPTS	3-4	5-9
ON-SIDE KICKS	0-0	0-0
RED-ZONE SCORES	(19-24) 79%	(9-12) 75%
RED-ZONE TOUCHDOWNS	(16-24) 67%	(5-12) 42%
PAT-ATTEMPTS	(24-24) 100%	(5-6) 83%
ATTENDANCE	360696	40284
Games/Avg Per Game	4/90174	1/40284
Neutral Site Games		0/0

SCORE BY QUARTERS	1ST	2ND	3RD	4TH	OT	TOTAL
Nebraska	28	37	42	78	-	185
Opponents	8	49	25	6	-	88

# 2016 Nebraska Individual Statistics

RUSHING	GP-GS	ATT	GAIN	LOSS	NET	AVG	TD	LONG	AVG/G
Newby, Terrell	5-4	59	332	5	327	5.5	3	63	65.4
Ozigbo, Devine	5-1	76	327	9	318	4.2	4	17	63.6
Armstrong Jr., Tommy	5-5	60	343	50	293	4.9	5	37	58.6
Wilbon, Mikale	4-0	8	74	0	74	9.2	0	32	18.5
Bryant, Tre	5-0	13	77	3	74	5.7	1	13	14.8
Moore, Alonzo	4-2	2	34	0	34	17.0	0	24	8.5
Carter, Cethan	5-5	2	25	0	25	12.5	0	16	5.0
Reilly, Brandon	3-1	2	23	0	23	11.5	0	12	7.7
Westerkamp, Jordan	5-0	2	19	0	19	9.5	1	10	3.8
Fyfe, Ryker	3-0	1	5	0	5	5.0	0	5	1.7
Lighbourn, Caleb	4-0	1	4	0	4	4.0	0	4	1.0
Pierson-El, De'Mornay	5-2	4	9	13	-4	-1.0	0	5	-0.8
TEAM	5-0	7	0	21	-21	-3.0	0	0	-4.2
<b>Total</b>	<b>5</b>	<b>237</b>	<b>1272</b>	<b>101</b>	<b>1171</b>	<b>4.9</b>	<b>14</b>	<b>63</b>	<b>234.2</b>
<b>Opponents</b>	<b>5</b>	<b>157</b>	<b>863</b>	<b>104</b>	<b>759</b>	<b>4.8</b>	<b>8</b>	<b>50</b>	<b>151.8</b>

PASSING	G-S	EFFIC	CMP-ATT-INT	PCT	YDS	TD	LNG	AVG/G
Armstrong Jr., Tommy	5-5	153.79	76-129-2	58.9	1151	9	63	230.2
Fyfe, Ryker	3-0	174.88	2-5-0	40.0	41	1	35	13.7
TEAM	5-0	0.00	0-1-0	0.0	0	0	0	0.0
<b>Total</b>	<b>5</b>	<b>153.43</b>	<b>78-135-2</b>	<b>57.8</b>	<b>1192</b>	<b>10</b>	<b>63</b>	<b>238.4</b>
<b>Opponents</b>	<b>5</b>	<b>104.91</b>	<b>93-159-9</b>	<b>58.5</b>	<b>975</b>	<b>3</b>	<b>35</b>	<b>195.0</b>

RECEIVING	G-GS	NO.	YDS	AVG	TD	LONG	AVG/G
Westerkamp, Jordan	5-0	13	228	17.5	4	55	45.6
Morgan Jr., Stanley	5-3	13	135	10.4	0	18	27.0
Moore, Alonzo	4-2	12	310	25.8	2	63	77.5
Carter, Cethan	5-5	10	101	10.1	1	27	20.2
Newby, Terrell	5-4	8	67	8.4	0	21	13.4
Pierson-El, De'Mornay	5-2	6	61	10.2	0	12	12.2
Reilly, Brandon	3-1	4	97	24.2	0	38	32.3
Ozigbo, Devine	5-1	4	89	22.2	0	39	17.8
Cotton, Sam	5-4	2	23	11.5	0	12	4.6
Wilbon, Mikale	4-0	2	19	9.5	0	13	4.8
Rahn, Gabe	3-0	1	35	35.0	1	35	11.7
Reimers, Bryan	5-1	1	22	22.0	1	22	4.4
Foster, Trey	5-1	1	6	6.0	1	6	1.2
Bryant, Tre	5-0	1	-1	-1.0	0	0	-0.2
<b>Total</b>	<b>5</b>	<b>78</b>	<b>1192</b>	<b>15.3</b>	<b>10</b>	<b>63</b>	<b>238.4</b>
<b>Opponents</b>	<b>5</b>	<b>93</b>	<b>975</b>	<b>10.5</b>	<b>3</b>	<b>35</b>	<b>195.0</b>

PUNT RETURNS	NO.	YDS	AVG	TD	LONG
Pierson-El, De'Mornay	6	84	14.0	0	45
<b>Total</b>	<b>6</b>	<b>84</b>	<b>14.0</b>	<b>0</b>	<b>45</b>
<b>Opponents</b>	<b>5</b>	<b>52</b>	<b>10.4</b>	<b>0</b>	<b>25</b>

INTERCEPTIONS	NO.	YDS	AVG	TD	LONG
Jones, Chris	2	27	13.5	0	27
Gerry, Nathan	2	8	4.0	0	6
Williams, Aaron	2	4	2.0	0	4
Williams, Kieron	2	31	15.5	1	23
Kalu, Joshua	1	0	0.0	0	0
<b>Total</b>	<b>9</b>	<b>70</b>	<b>7.8</b>	<b>1</b>	<b>27</b>
<b>Opponents</b>	<b>2</b>	<b>37</b>	<b>18.5</b>	<b>0</b>	<b>24</b>

KICK RETURNS	NO.	YDS	AVG	TD	LONG
Bryant, Tre	6	143	23.8	0	32
Nelson, Jordan	3	90	30.0	0	45
<b>Total</b>	<b>9</b>	<b>233</b>	<b>25.9</b>	<b>0</b>	<b>45</b>
<b>Opponents</b>	<b>16</b>	<b>334</b>	<b>20.9</b>	<b>0</b>	<b>35</b>

FUMBLE RETURNS	NO.	YDS	AVG	TD	LONG
Dzuris, Ross	1	9	9.0	0	9
<b>Total</b>	<b>1</b>	<b>9</b>	<b>9.0</b>	<b>0</b>	<b>9</b>
<b>Opponents</b>	<b>1</b>	<b>34</b>	<b>34.0</b>	<b>0</b>	<b>34</b>

FIELD GOALS	FGM-FGA	PCT	01-19	20-29	30-39	40-49	50-99	LG	BLK
Brown, Drew	3-4	75.0	0-0	3-3	0-0	0-0	0-1	29	0
<b>Totals</b>	<b>2-2</b>	<b>100.0</b>	<b>0-0</b>	<b>2-2</b>	<b>0-0</b>	<b>0-0</b>	<b>0-0</b>	<b>29</b>	<b>0</b>
<b>Opponents</b>	<b>5-9</b>	<b>55.6</b>	<b>0-0</b>	<b>3-4</b>	<b>1-2</b>	<b>1-3</b>	<b>0-0</b>	<b>43</b>	<b>0</b>

FG SEQUENCE	NEBRASKA	OPPONENTS
Fresno State	-	32,(26)
Wyoming	(29)	42,46,(27)
Oregon	-	-
Northwestern	(23)	27
Illinois	56,(29)	(24),(43),(33)

Numbers in parentheses indicate field goal was made.

PUNTING	NO.	YDS	AVG	LONG	TB	FC	I20	50+	BLKD
Lighbourn, Caleb	17	668	39.3	58	2	3	5	1	0
TEAM	1	0	0.0	0	0	0	0	0	1
<b>Total</b>	<b>18</b>	<b>668</b>	<b>37.1</b>	<b>58</b>	<b>2</b>	<b>3</b>	<b>5</b>	<b>1</b>	<b>1</b>
<b>Opponents</b>	<b>25</b>	<b>970</b>	<b>38.8</b>	<b>57</b>	<b>2</b>	<b>8</b>	<b>6</b>	<b>2</b>	<b>0</b>

KICKOFFS	NO.	YDS	AVG	TB	OB	RETN	NET	YDLN
Brown, Drew	30	1913	63.8	15	0			
Lindsay, Spencer	3	192	64.0	2	0			
<b>Total</b>	<b>33</b>	<b>2105</b>	<b>63.8</b>	<b>17</b>	<b>0</b>	<b>334</b>	<b>40.8</b>	<b>24</b>
<b>Opponents</b>	<b>19</b>	<b>1232</b>	<b>64.8</b>	<b>9</b>	<b>1</b>	<b>233</b>	<b>40.7</b>	<b>24</b>



SCORING	----- PATS -----								
	TD	FGS	KICK	RUSH	RCV	PASS	DXP	SAF	PTS
Brown, Drew	0	3-4	23-23	0-0	0	0-0	0	0	32
Westerkamp, Jordan	5	0-0	0-0	0-0	0	0-0	0	0	30
Armstrong Jr., Tommy	5	0-0	0-0	0-0	0	0-0	0	0	30
Ozigbo, Devine	4	0-0	0-0	0-0	0	0-0	0	0	24
Newby, Terrell	3	0-0	0-0	0-0	0	0-0	0	0	18
Moore, Alonzo	2	0-0	0-0	0-0	0	0-0	0	0	12
Carter, Cethan	1	0-0	0-0	0-0	0	0-0	0	0	6
Bryant, Tre	1	0-0	0-0	0-0	0	0-0	0	0	6
Reimers, Bryan	1	0-0	0-0	0-0	0	0-0	0	0	6
Rahn, Gabe	1	0-0	0-0	0-0	0	0-0	0	0	6
Williams, Kieron	1	0-0	0-0	0-0	0	0-0	0	0	6
Foster, Trey	1	0-0	0-0	0-0	0	0-0	0	0	6
Darlington, Zack	0	0-0	0-0	1-1	0	0-0	0	0	2
Lindsay, Spencer	0	0-0	1-1	0-0	0	0-0	0	0	1
<b>Total</b>	<b>25</b>	<b>3-4</b>	<b>24-24</b>	<b>1-1</b>	<b>0</b>	<b>0-0</b>	<b>0</b>	<b>0</b>	<b>185</b>
<b>Opponents</b>	<b>11</b>	<b>5-9</b>	<b>5-6</b>	<b>1-3</b>	<b>0</b>	<b>0-2</b>	<b>0</b>	<b>0</b>	<b>88</b>

TOTAL OFFENSE	G	PLAYS	RUSH	PASS	TOTAL	AVG/G
Armstrong Jr., Tommy	5	189	293	1151	1444	288.8
Newby, Terrell	5	59	327	0	327	65.4
Ozigbo, Devine	5	76	318	0	318	63.6
Bryant, Tre	5	13	74	0	74	14.8
Wilbon, Mikale	4	8	74	0	74	18.5
Fyfe, Ryker	3	6	5	41	46	15.3
Moore, Alonzo	4	2	34	0	34	8.5
Carter, Cethan	5	2	25	0	25	5.0
Reilly, Brandon	3	2	23	0	23	7.7
Westerkamp, Jordan	5	2	19	0	19	3.8
Lighbourn, Caleb	4	1	4	0	4	1.0
Pierson-El, De'Mornay	5	4	-4	0	-4	-0.8
TEAM	5	8	-21	0	-21	-4.2
<b>Total</b>	<b>5</b>	<b>372</b>	<b>1171</b>	<b>1192</b>	<b>2363</b>	<b>472.6</b>
<b>Opponents</b>	<b>5</b>	<b>316</b>	<b>759</b>	<b>975</b>	<b>1734</b>	<b>346.8</b>

ALL PURPOSE	G	RUSH	REC	PR	KOR	IR	TOT	AVG/G
Ozigbo, Devine	5	318	89	0	0	0	407	81.4
Newby, Terrell	5	327	67	0	0	0	394	78.8
Moore, Alonzo	4	34	310	0	0	0	344	86.0
Armstrong Jr., Tommy	5	293	0	0	0	0	293	58.6
Westerkamp, Jordan	5	19	228	0	0	0	247	49.4
Bryant, Tre	5	74	-1	0	143	0	216	43.2
Pierson-El, De'Mornay	5	-4	61	84	0	0	141	28.2
Morgan Jr., Stanley	5	0	135	0	0	0	135	27.0
Carter, Cethan	5	25	101	0	0	0	126	25.2
Reilly, Brandon	3	23	97	0	0	0	120	40.0
Wilbon, Mikale	4	74	19	0	0	0	93	23.2
Nelson, Jordan	5	0	0	0	90	0	90	18.0
Rahn, Gabe	3	0	35	0	0	0	35	11.7
Williams, Kieron	5	0	0	0	0	31	31	6.2
Jones, Chris	5	0	0	0	0	27	27	5.4
Cotton, Sam	5	0	23	0	0	0	23	4.6
Reimers, Bryan	5	0	22	0	0	0	22	4.4
Gerry, Nathan	4	0	0	0	0	8	8	2.0
Foster, Trey	5	0	6	0	0	0	6	1.2
Fyfe, Ryker	3	5	0	0	0	0	5	1.7
Lighbourn, Caleb	4	4	0	0	0	0	4	1.0
Williams, Aaron	5	0	0	0	0	4	4	0.8
TEAM	5	-21	0	0	0	0	-21	-4.2
<b>Total</b>	<b>5</b>	<b>1171</b>	<b>1192</b>	<b>84</b>	<b>233</b>	<b>70</b>	<b>2750</b>	<b>550.0</b>
<b>Opponents</b>	<b>5</b>	<b>759</b>	<b>975</b>	<b>52</b>	<b>334</b>	<b>37</b>	<b>2157</b>	<b>431.4</b>





# Defensive Statistics

NAME	GP-GS	-----TACKLES-----			TFL-YDS	-SACKS-	---PASS DEF---			---FUMBLES---		BLKD	
		SOLO	AST	TOTAL			NO-YARDS	INT-YDS	BRUP	QBH	RCV-YDS	FF	KICK
26 Williams, Kieron	5-5	18	15	33	1-0	.	2-31	1	.	.	.	.	.
25 Gerry, Nathan	4-4	16	13	29	5-5	0.5-1	2-8	4	.	.	.	.	.
5 Young II, Dedrick	5-5	17	10	27	1-1	.	.	2	2	.	1	.	.
10 Kalu, Joshua	5-5	16	6	22	1-6	1.0-6	1-0	3	2	.	.	.	.
15 Rose-Ivey, Michael	5-2	7	13	20	4-8	0.5-4	.	.	.	.	.	.	.
88 Dzuris, Ross	5-5	10	9	19	7-17	3.5-12	.	.	1	1-9	.	.	.
24 Williams, Aaron	5-3	8	11	19	2-3	.	2-4	4	.	.	.	.	.
52 Banderas, Josh	5-4	8	11	19	1-1	.	.	.	2	.	.	.	.
8 Jones, Chris	5-5	12	1	13	2-3	1.0-2	2-27	4	.	.	.	.	.
3 Newby, Marcus	5-2	3	7	10	.	.	.	.	1	.	.	.	.
91 Akinmoladun, Freedom	5-5	6	4	10	2-13	2.0-13	.	.	3	.	1	.	.
55 Maurice, Kevin	5-5	4	5	9	3-14	2.0-12	.	.	1	.	.	.	.
49 Weber, Chris	5-0	4	4	8	.	.	.	.	.	.	.	.	.
96 Davis, Carlos	5-4	3	5	8	1-1	.	.	.	1	.	.	.	.
44 Stoltenberg, Mick	4-1	2	5	7	2-3	0.5-2	.	.	.	.	.	.	.
1 Jackson, Lamar	5-0	6	1	7	2-14	1.0-11	.	.	.	.	.	.	.
16 Reed, Antonio	4-0	5	2	7	.	.	.	.	1	.	.	.	.
41 McNitt, Luke	5-1	4	2	6	.	.	.	.	.	.	.	.	.
56 Simpson, Brad	5-0	.	3	3	.	.	.	.	.	.	.	.	.
13 Domann, JoJo	5-0	2	1	3	.	.	.	.	.	.	.	.	.
7 Barry, Mohamed	5-0	.	3	3	.	.	.	.	.	.	.	.	.
94 Davis, Khalil	4-0	2	1	3	2-4	.	.	.	.	.	.	.	.
1 Joseph, Boaz	5-0	.	2	2	.	.	.	.	.	.	.	.	.
29 Nabity, Graham	5-0	1	1	2	.	.	.	.	.	.	.	.	.
17 King, Sedrick	3-0	.	2	2	.	.	.	.	1	.	.	.	.
11 Carter, Cethan	5-5	1	.	1	.	.	.	.	.	.	.	.	.
35 Lighbourn, Caleb	4-0	1	.	1	.	.	.	.	.	.	.	.	.
39 Nelson, Jordan	5-0	.	1	1	.	.	.	.	.	.	.	.	.
22 Davis, Alex	4-0	.	1	1	.	.	.	.	.	.	.	.	.
73 Hahn, Sam	5-5	1	.	1	.	.	.	.	.	.	.	.	.
9 Neal, DaiShon	4-0	.	1	1	.	.	.	.	.	.	.	.	.
28 Taylor, Adam	4-0	1	.	1	.	.	.	.	.	.	.	.	.
87 Reilly, Brandon	3-1	1	.	1	.	.	.	.	.	.	.	.	.
15 Pierson-El, De'Mornay	5-2	1	.	1	.	.	.	.	.	.	.	.	.
45 Natter, A.J.	3-0	1	.	1	.	.	.	.	.	.	.	.	.
<b>Total</b>	<b>5-0</b>	<b>161</b>	<b>140</b>	<b>301</b>	<b>36-93</b>	<b>11-59</b>	<b>9-70</b>	<b>18</b>	<b>15</b>	<b>1-9</b>	<b>2</b>	<b>.</b>	<b>.</b>
<b>Opponents</b>	<b>5-0</b>	<b>-</b>	<b>-</b>	<b>-</b>	<b>-</b>	<b>3-23</b>	<b>2-37</b>	<b>14</b>	<b>6</b>	<b>4-34</b>	<b>3</b>	<b>1</b>	<b>.</b>

SPECIAL TEAMS TACKLES	S-A/TOT	FS	WYO	ORE	NW	ILL	IND	PUR	WIS	OSU	MINN	MD	IOWA	B1G
McNitt, Luke	4-2/6	2-0/2	0-1/1	1-0/1	1-0/1	0-1/1	.	.	.	.	.	.	.	.
Domann, JoJo	2-1/3	1-0/1	.	0-1/1	1-0/1	.	.	.	.	.	.	.	.	.
Simpson, Brad	0-3/3	.	0-1/1	0-1/1	.	0-1/1	.	.	.	.	.	.	.	.
Joseph, Boaz	1-1/2	.	1-0/1	0-1/1	.	.	.	.	.	.	.	.	.	.
Barry, Mohamed	0-2/2	1-0/1	.	0-1/1	.	.	.	.	.	.	.	.	.	.
Nabity, Graham	1-1/2	1-0/1	.	.	.	0-1/1	.	.	.	.	.	.	.	.
Hahn, Sam	1-0/1	1-0/1	.	.	.	.	.	.	.	.	.	.	.	.
Williams, Kieron	1-0/1	1-0/1	.	.	.	.	.	.	.	.	.	.	.	.
Nelson, Jordan	0-1/1	0-1/1	.	.	.	.	.	.	.	.	.	.	.	.
Lightbourn, Caleb	1-0/1	.	1-0/1	.	.	.	.	.	.	.	.	.	.	.
Weber, Chris	2-1/3	.	0-1/1	.	2-0/2	.	.	.	.	.	.	.	.	.
Taylor, Adam	1-0/1	.	.	1-0/1	.	.	.	.	.	.	.	.	.	.
Neal, DaiShon	0-1/1	.	.	.	0-1/2	.	.	.	.	.	.	.	.	.
Dzuris, Ross	0-1/1	.	.	.	0-1/1	.	.	.	.	.	.	.	.	.
Reed, Antonio	0-1/1	.	.	.	.	0-1/1	.	.	.	.	.	.	.	.



# Individual Game By Game

RUSHING	NO-YDS/TD	FS	WYO	ORE	NW	ILL	IND	PUR	WIS	OSU	MINN	MD	IOWA	B1G
Newby, Terrell RB	59-327/3	11-56/0	4-20/0	7-42/0	10-69/1	27-140/2								
Ozigbo, Devine RB	76-318/4	17-103/2	15-44/1	21-95/1	13-41/0	10-35/0								
Armstrong Jr., Tommy QB	60-293/5	11-42/2	12-12/1	16-95/1	13-132/0	8-12/1								
Wilbon, Mikale RB	8-74/0	1-16/0	DNP	-	6-55/0	1-3/0								
Bryant, Tre RB	13-74/1	5-36/1	7-34/0	1-4/0	-	-								
Moore, Alonzo WR	2-34/0	2-34/0	-	-	-	DNP								
Carter, Cethan TE	2-25/0	-	1-9/0	-	1-16/0	-								
Reilly, Brandon WR	2-23/0	DNP	1-12/0	DNP	-	1-11/0								
Westerkamp, Jordan WR	2-19/1	1-9/0	-	-	1-10/1	-								
Fyfe, Ryker QB	1-5/0	1-5/0	-	-	DNP	DNP								
Lightbourn, Caleb P	1-4/0	-	1-4/0	-	-	DNP								
Pierson-El, De'Mornay WR	4-4/0	1--7/0	1-5/0	1--6/0	-	1-4/0								
TEAM	7--21/0	1--2/0	1--2/0	1--2/0	3--13/0	1--2/0								

RECEIVING	NO-YDS/TD	FS	WYO	ORE	NW	ILL	IND	PUR	WIS	OSU	MINN	MD	IOWA	B1G
Moore, Alonzo WR	12-310/2	3-92/1	3-109/1	3-37/0	3-72/0	DNP								
Westerkamp, Jordan WR	13-228/4	1-6/0	4-105/2	3-39/2	1-13/0	4-65/0								
Morgan Jr., Stanley WR	13-135/0	1-11/0	2-17/0	3-35/0	4-33/0	3-39/0								
Carter, Cethan TE	10-101/1	-	2-20/0	5-48/0	2-31/1	1-2/0								
Reilly, Brandon WR	4-97/0	DNP	2-52/0	DNP	1-35/0	1-10/0								
Ozigbo, Devine RB	4-89/0	1-5/0	1-39/0	1-8/0	-	1-37/0								
Newby, Terrell RB	8-67/0	-	4-27/0	-	2-14/0	2-26/0								
Pierson-El, De'Mornay WR	6-61/0	-	1-9/0	1-11/0	3-31/0	1-10/0								
Rahn, Gabe WR	1-35/1	-	1-35/1	DNP	DNP	-								
Cotton, Sam TE	2-23/0	-	-	-	1-11/0	1-12/0								
Reimers, Bryan WR	1-22/1	-	-	1-22/1	-	-								
Wilbon, Mikale RB	2-19/0	-	DNP	-	1-6/0	1-13/0								
Foster, Trey TE	1-6/1	-	-	-	-	1-6/1								
Bryant, Tre RB	1--1/0	-	1--1/0	-	-	-								

## PASSING

Tommy Armstrong Jr.	Att	Comp	Int	Pct	Yards	TD	Long	Sack	Yds	Effic
Fresno State	10	5	0	50.0	108	1	57	0	0	173.7
Wyoming	34	20	1	58.8	377	3	63	2	19	175.2
Oregon	33	17	0	51.5	200	3	22	1	4	132.4
Northwestern	29	18	0	62.1	246	1	59	0	0	144.7
Illinois	23	16	1	69.6	220	1	37	0	0	155.6
<b>TOTALS</b>	<b>129</b>	<b>76</b>	<b>2</b>	<b>58.9</b>	<b>1151</b>	<b>9</b>	<b>63</b>	<b>3</b>	<b>23</b>	<b>153.8</b>

Fyfe, Ryker	Att	Comp	Int	Pct	Yards	TD	Long	Sack	Yds	Effic
Fresno State	3	1	0	33.3	6	0	6	0	0	50.1
Wyoming	1	1	0	100.0	35	1	35	0	0	724.0
Oregon	1	0	0	0.0	0	0	0	0	0	0.0
<b>TOTALS</b>	<b>5</b>	<b>2</b>	<b>0</b>	<b>40.0</b>	<b>41</b>	<b>1</b>	<b>35</b>	<b>0</b>	<b>0</b>	<b>174.9</b>

PUNT RETURNS	NO-YDS	FS	WYO	ORE	NW	ILL	IND	PUR	WIS	OSU	MINN	MD	IOWA	B1G
Pierson-El, De'Mornay	6-84	-	-	3-42	-	3-42								

KICK RETURNS	NO-YDS	FS	WYO	ORE	NW	ILL	IND	PUR	WIS	OSU	MINN	MD	IOWA	B1G
Bryant, Tre	6-143	1-32	2-41	1-19	1-21	1-30								
Nelson, Jordan	3-90	-	1-45	1-21	-	1-24								

## Defense Game By Game

TOTAL TACKLES	UA-A	TOT	FS	WYO	ORE	NW	
Williams, Kieron DB	18-15	33	6-4	4-1	3-4	5-3	0-3
Gerry, Nathan DB	16-13	29	DNP	4-3	4-5	5-3	3-2
Young II, Dedrick LB	17-10	27	5-1	2-2	2-2	6-1	2-4
Kalu, Joshua DB	16-6	22	6-1	1-2	1-0	5-2	3-1
Rose-Ivey, Michael LB	7-13	20	0-1	2-3	4-2	0-2	1-5
Banderas, Josh LB	8-11	19	1-1	2-5	2-3	2-2	1-0
Williams, Aaron DB	8-11	19	3-2	-	0-4	5-2	0-3
Dzuris, Ross DE	10-9	19	3-1	1-3	3-2	1-2	2-1
Jones, Chris DB	12-1	13	1-0	1-0	5-1	3-0	2-0
Akinmoladun, Freedom DE	6-4	10	0-1	0-1	4-1	1-1	1-0
Newby, Marcus LB	3-7	10	1-2	1-3	1-2	-	-
Maurice, Kevin DT	4-5	9	0-2	0-1	0-1	3-0	1-1
Davis, Carlos DT	3-5	8	0-1	2-3	-	0-1	1-0
Weber, Chris LB	4-4	8	1-2	1-2	-	2-0	-
Jackson, Lamar DB	6-1	7	5-1	-	-	1-0	-
Stoltenberg, Mick DT	2-5	7	1-1	DNP	0-1	1-1	0-2
Reed, Antonio DB	5-2	7	DNP	-	2-0	2-1	1-1
McNitt, Luke TE	4-2	6	2-0	0-1	1-0	1-0	0-1
Davis, Khalil DT	2-1	3	0-1	2-0	-	-	DNP
Barry, Mohamed LB	0-3	3	0-1	0-1	0-1	-	-
Domann, JoJo DB	2-1	3	1-0	-	0-1	1-0	-
Simpson, Brad LB	0-3	3	-	0-1	0-1	-	0-1
Joseph, Boaz DB	0-2	2	-	0-1	0-1	-	-
King, Sedrick DE	0-2	2	0-1	0-1	DNP	-	DNP
Nabity, Graham FB	1-1	2	1-0	-	-	-	0-1
Natter, A.J. DE	1-0	1	1-0	-	-	DNP	DNP
Reilly, Brandon WR	1-0	1	DNP	-	DNP	-	1-0
Neal, DaiShon DE	0-1	1	-	-	-	0-1	DNP
Carter, Cethan TE	1-0	1	-	1-0	-	-	-
Nelson, Jordan FB	0-1	1	0-1	-	-	-	-
Hahn, Sam OL	1-0	1	1-0	-	-	-	-
Lightbourn, Caleb P	1-0	1	-	1-0	-	-	DNP
Davis, Alex DE	0-1	1	0-1	-	-	-	DNP
Taylor, Adam IB	1-0	1	-	-	1-0	-	DNP
Pierson-El, De'Mornay WR	1-0	1	-	-	1-0	-	-



## Defense Game By Game

TACKLES FOR LOSS	UA-A	TOT	FS	WYO	ORE	NW	ILL	IND	PUR	WIS	OSU	MINN	MD	IOWA	B1G
Dzuris, Ross DE	6-1	7	3-6	2-5	1-5	-	1-1								
Gerry, Nathan DB	3-2	5	DNP	1-1	2-2	2-2	-								
Rose-Ivey, Michael LB	1-3	4	-	1-4	1-3	1-0	1-1								
Maurice, Kevin DT	2-1	3	-	-	-	2-12	1-2								
Stoltenberg, Mick DT	1-1	2	-	DNP	-	2-3	-								
Jackson, Lamar DB	2-0	2	2-14	-	-	-	-								
Akinmoladun, Freedom DE	2-0	2	-	-	1-4	-	1-9								
Davis, Khalil DT	2-0	2	-	2-4	-	-	DNP								
Jones, Chris DB	2-0	2	-	-	-	2-3	-								
Williams, Aaron DB	1-1	2	1-1	-	-	1-2	-								
Kalu, Joshua DB	1-0	1	1-6	-	-	-	-								
Young II, Dedrick LB	0-1	1	-	-	-	1-1	-								
Banderas, Josh LB	0-1	1	-	-	1-1	-	-								
Williams, Kieron DB	0-1	1	1-0	-	-	-	-								
Davis, Carlos DT	1-0	1	-	-	-	-	1-1								

SACKS	UA-A	TOT	FS	WYO	ORE	NW	ILL	IND	PUR	WIS	OSU	MINN	MD	IOWA	B1G
Dzuris, Ross DE	3-1	3.5	2.0-4	0.5-3	1.0-5	-	-								
Maurice, Kevin DT	2-0	2.0	-	-	-	2.0-12	-								
Akinmoladun, Freedom DE	2-0	2.0	-	-	1.0-4	-	1.0-9								
Jones, Chris DB	1-0	1.0	-	-	-	1.0-2	-								
Kalu, Joshua DB	1-0	1.0	1.0-6	-	-	-	-								
Jackson, Lamar DB	1-0	1.0	1.0-11	-	-	-	-								
Rose-Ivey, Michael LB	0-1	0.5	-	0.5-4	-	-	-								
Gerry, Nathan DB	0-1	0.5	DNP	-	-	0.5-1	-								
Stoltenberg, Mick DT	0-1	0.5	-	DNP	-	0.5-2	-								

INT RETURNS	NO-YDS	FS	WYO	ORE	NW	ILL	IND	PUR	WIS	OSU	MINN	MD	IOWA	B1G
Gerry, Nathan	2-8	DNP	2-8	-	-	-								
Jones, Chris	2-27	1-0	1-27	-	-	-								
Williams, Kieron	2-31	1-8	1-23	-	-	-								
Williams, Aaron	2-4	-	1-4	-	1-0	-								
Kalu, Joshua	1-0	-	-	-	1-0	-								

FUMBLES RECOVERED	NO	FS	WYO	ORE	NW	ILL	IND	PUR	WIS	OSU	MINN	MD	IOWA	B1G
Dzuris, Ross	1	-	1	-	-	-								

FORCED FUMBLES	NO	FS	WYO	ORE	NW	ILL	IND	PUR	WIS	OSU	MINN	MD	IOWA	B1G
Young II, Dedrick	1	-	1	-	-	-								
Akinmoladun, Freedom	1	-	-	1	-	-								

FUMBLE RETURNS	NO-YDS	FS	WYO	ORE	NW	ILL	IND	PUR	WIS	OSU	MINN	MD	IOWA	B1G
Dzuris, Ross	1-9	-	1-9	-	-	-								



# Nebraska Team Game By Game

DATE	OPPONENT	--RUSHING--				--RECEIVING--				-----PASSING-----				--KICK RET--				--PUNT RET--				TOTAL OFF.		
		NO.	YDS	TD	LG	NO.	YDS	TD	LG	CMP	ATT	INT	YDS	TD	LG	NO	YDS	TD	LG	NO	YDS		TD	LG
Sept. 3, 2016	Fresno State	51	292	5	24	6	114	1	57	6	13	0	114	1	57	1	32	0	32	0	0	0	0	406
Sept. 10, 2016	Wyoming	43	138	2	12	21	412	4	63	21	35	1	412	4	63	3	86	0	45	0	0	0	0	550
Sept. 17, 2016	Oregon	47	228	2	34	17	200	3	22	17	35	0	200	3	22	2	40	0	21	3	42	0	45	428
Sept. 24, 2016	at Northwestern	47	310	2	49	18	246	1	59	18	29	0	246	1	59	1	21	0	21	0	0	0	0	556
Oct. 1, 2016	Illinois	49	203	3	63	16	220	1	37	16	23	1	220	1	37	2	54	0	30	3	42	0	27	423
	<b>Totals</b>	<b>237</b>	<b>1171</b>	<b>14</b>	<b>63</b>	<b>78</b>	<b>1192</b>	<b>10</b>	<b>63</b>	<b>78</b>	<b>135</b>	<b>2</b>	<b>1192</b>	<b>10</b>	<b>63</b>	<b>9</b>	<b>233</b>	<b>0</b>	<b>45</b>	<b>6</b>	<b>84</b>	<b>0</b>	<b>45</b>	<b>2363</b>
	<b>Opponent</b>	<b>157</b>	<b>759</b>	<b>8</b>	<b>50</b>	<b>93</b>	<b>975</b>	<b>3</b>	<b>35</b>	<b>93</b>	<b>159</b>	<b>9</b>	<b>975</b>	<b>3</b>	<b>35</b>	<b>16</b>	<b>334</b>	<b>0</b>	<b>35</b>	<b>5</b>	<b>52</b>	<b>0</b>	<b>25</b>	<b>1734</b>

DATE	OPPONENT	-----TACKLES-----				--SACKS--		--FUMBLE--		INT-YDS	QBH	BRK	PASS	BLKD	--KICKS-----XPTS--				SAF	PTS			
		SOLO	AST	TOTAL	TFL-YDS	NO-YDS	FF	FR-YDS	ATT-MAD						RUN	RCV							
Sept. 3, 2016	Fresno State	39	26	65	7.0-27	4.0-21	0	0-0	2-8	5	3	0	5-5	1	0	0	0	0	0	0	0	0	43
Sept. 10, 2016	Wyoming	25	34	59	5.0-14	1.0-7	1	1-9	5-62	5	3	0	7-7	0	0	0	0	0	0	0	0	0	52
Sept. 17, 2016	Oregon	34	32	66	5.0-15	2.0-9	1	0-0	0-0	0	3	0	5-5	0	0	0	0	0	0	0	0	0	35
Sept. 24, 2016	at Northwestern	44	22	66	9.0-23	4.0-17	0	0-0	2-0	2	6	0	3-3	0	0	0	0	0	0	0	0	0	24
Oct. 1, 2016	Illinois	19	26	45	4.0-14	1.0-9	0	0-0	0-0	3	3	0	4-4	0	0	0	0	0	0	0	0	0	31
	<b>Totals</b>	<b>161</b>	<b>140</b>	<b>301</b>	<b>30.0-93</b>	<b>12.0-63</b>	<b>2</b>	<b>1-9</b>	<b>9-70</b>	<b>15</b>	<b>18</b>	<b>0</b>	<b>24-24</b>	<b>1</b>	<b>0</b>	<b>0</b>	<b>0</b>	<b>0</b>	<b>0</b>	<b>0</b>	<b>0</b>	<b>0</b>	<b>185</b>
	<b>Opponent</b>	<b>184</b>	<b>210</b>	<b>394</b>	<b>22.0-82</b>	<b>3.0-23</b>	<b>3</b>	<b>4-34</b>	<b>2-37</b>	<b>6</b>	<b>14</b>	<b>1</b>	<b>6-5</b>	<b>1</b>	<b>0</b>	<b>0</b>	<b>0</b>	<b>0</b>	<b>0</b>	<b>0</b>	<b>0</b>	<b>0</b>	<b>88</b>

DATE	OPPONENT	-----PUNTING-----								--FIELD GOALS--			-----KICKOFFS-----					
		NO	YDS	AVG	LONG	BLKD	TB	FC	50+	I20	ATT-MADE	LG	BLKD	NO	YDS	AVG	TB	OB
Sept. 3, 2016	Fresno State	5	145	29.0	43	1	0	2	0	0	0-0	0	0	7	444	63.4	2	0
Sept. 10, 2016	Wyoming	3	94	31.3	44	0	0	1	0	1	1-1	29	0	9	582	64.7	7	0
Sept. 17, 2016	Oregon	5	236	47.2	58	0	0	0	1	3	0-0	0	0	6	377	62.8	2	0
Sept. 24, 2016	at Northwestern	5	193	38.6	47	0	2	0	0	1	1-1	23	0	5	318	63.6	2	0
Oct. 1, 2016	Illinois	0	0	0.0	0	0	0	0	0	0	2-1	29	0	6	384	64.0	4	0
	<b>Totals</b>	<b>18</b>	<b>668</b>	<b>37.1</b>	<b>58</b>	<b>1</b>	<b>2</b>	<b>3</b>	<b>1</b>	<b>5</b>	<b>4-3</b>	<b>29</b>	<b>0</b>	<b>33</b>	<b>2105</b>	<b>63.8</b>	<b>17</b>	<b>0</b>
	<b>Opponent</b>	<b>25</b>	<b>970</b>	<b>38.8</b>	<b>57</b>	<b>0</b>	<b>2</b>	<b>8</b>	<b>2</b>	<b>6</b>	<b>9-5</b>	<b>43</b>	<b>0</b>	<b>19</b>	<b>1232</b>	<b>64.8</b>	<b>9</b>	<b>1</b>

# Opponent Team Game By Game

DATE	OPPONENT	--RUSHING--				--RECEIVING--				-----PASSING-----				--KICK RET--				--PUNT RET--				TOTAL OFF.		
		NO.	YDS	TD	LG	NO.	YDS	TD	LG	CMP	ATT	INT	YDS	TD	LG	NO	YDS	TD	LG	NO	YDS		TD	LG
Sept. 3, 2016	Fresno State	26	31	0	19	24	243	1	32	24	43	2	243	1	32	5	102	0	32	2	17	0	15	274
Sept. 10, 2016	Wyoming	31	131	1	42	16	189	1	35	16	32	5	189	1	35	2	40	0	24	1	25	0	25	320
Sept. 17, 2016	Oregon	47	336	5	50	14	146	0	25	14	23	0	146	0	25	4	70	0	20	1	5	0	5	482
Sept. 24, 2016	at Northwestern	32	137	1	42	25	251	1	24	25	38	2	251	1	24	3	84	0	35	1	5	0	5	388
Oct. 1, 2016	Illinois	21	124	1	31	14	146	0	26	14	23	0	146	0	26	2	38	0	25	0	0	0	0	270
	<b>Opponent totals</b>	<b>157</b>	<b>759</b>	<b>8</b>	<b>50</b>	<b>93</b>	<b>975</b>	<b>3</b>	<b>35</b>	<b>93</b>	<b>159</b>	<b>9</b>	<b>975</b>	<b>3</b>	<b>35</b>	<b>16</b>	<b>334</b>	<b>0</b>	<b>35</b>	<b>5</b>	<b>52</b>	<b>0</b>	<b>25</b>	<b>1734</b>
	<b>Nebraska</b>	<b>237</b>	<b>1171</b>	<b>14</b>	<b>63</b>	<b>78</b>	<b>1192</b>	<b>10</b>	<b>63</b>	<b>78</b>	<b>135</b>	<b>2</b>	<b>1192</b>	<b>10</b>	<b>63</b>	<b>9</b>	<b>233</b>	<b>0</b>	<b>45</b>	<b>6</b>	<b>84</b>	<b>0</b>	<b>45</b>	<b>2363</b>

DATE	OPPONENT	-----TACKLES-----				--SACKS--		--FUMBLE--		INT-YDS	QBH	BRK	PASS	BLKD	--KICKS-----XPTS--				SAF	PTS			
		SOLO	AST	TOTAL	TFL-YDS	NO-YDS	FF	FR-YDS	ATT-MAD						RUN	RCV							
Sept. 3, 2016	Fresno State	29	42	71	1.0-7	0.0-0	0	0-0	0-0	0	2	1	1-1	0	0	0	0	0	0	0	0	0	10
Sept. 10, 2016	Wyoming	39	36	75	5.0-25	2.0-19	1	0-0	1-13	1	4	0	2-2	0	0	0	0	0	0	0	0	0	17
Sept. 17, 2016	Oregon	42	38	80	5.0-19	1.0-4	0	1-34	0-0	1	5	0	0-0	1	0	0	0	0	0	0	0	0	32
Sept. 24, 2016	at Northwestern	42	34	76	6.0-17	0.0-0	1	2-0	0-0	2	2	0	2-1	0	0	0	0	0	0	0	0	0	13
Oct. 1, 2016	Illinois	32	60	92	5.0-14	0.0-0	1	1-0	1-24	2	1	0	1-1	0	0	0	0	0	0	0	0	0	16
	<b>Opponent totals</b>	<b>184</b>	<b>210</b>	<b>394</b>	<b>22.0-82</b>	<b>3.0-23</b>	<b>3</b>	<b>4-34</b>	<b>2-37</b>	<b>6</b>	<b>14</b>	<b>1</b>	<b>6-5</b>	<b>1</b>	<b>0</b>	<b>0</b>	<b>0</b>	<b>0</b>	<b>0</b>	<b>0</b>	<b>0</b>	<b>0</b>	<b>88</b>
	<b>Nebraska</b>	<b>161</b>	<b>140</b>	<b>301</b>	<b>30.0-93</b>	<b>12.0-63</b>	<b>2</b>	<b>1-9</b>	<b>9-70</b>	<b>15</b>	<b>18</b>	<b>0</b>	<b>24-24</b>	<b>1</b>	<b>0</b>	<b>0</b>	<b>0</b>	<b>0</b>	<b>0</b>	<b>0</b>	<b>0</b>	<b>0</b>	<b>185</b>

DATE	OPPONENT	-----PUNTING-----								--FIELD GOALS--			-----KICKOFFS-----					
		NO	YDS	AVG	LONG	BLKD	TB	FC	50+	I20	ATT-MADE	LG	BLKD	NO	YDS	AVG	TB	OB
Sept. 3, 2016	Fresno State	6	210	35.0	48	0	1	1	0	1	2-1	26	0	2	130	65.0	1	0
Sept. 10, 2016	Wyoming	3	130	43.3	57	0	0	0	1	1	3-1	27	0	4	250	62.5	1	0
Sept. 17, 2016	Oregon	6	221	36.8	47	0	0	3	0	1	0-0	0	0	6	403	67.2	4	0
Sept. 24, 2016	at Northwestern	6	243	40.5	50	0	1	3	1	2	1-0	0	0	3	195	65.0	2	0
Oct. 1, 2016	Illinois	4	166	41.5	44	0	0	1	0	1	3-3	43	0	4	254	63.5	1	1
	<b>Opponent totals</b>	<b>25</b>	<b>970</b>	<b>38.8</b>	<b>57</b>	<b>0</b>	<b>2</b>	<b>8</b>	<b>2</b>	<b>6</b>	<b>9-5</b>	<b>43</b>	<b>0</b>	<b>19</b>	<b>1232</b>	<b>64.8</b>	<b>9</b>	<b>1</b>
	<b>Nebraska</b>	<b>18</b>	<b>668</b>	<b>37.1</b>	<b>58</b>	<b>1</b>	<b>2</b>	<b>3</b>	<b>1</b>	<b>5</b>	<b>4-3</b>	<b>29</b>	<b>0</b>	<b>33</b>	<b>2105</b>	<b>63.8</b>	<b>17</b>	<b>0</b>

# Team Comparison

OPPONENT	SCORE	1ST DNS (RUN/PASS/PEN.)	RUSHING	PASSING	PASS YDS	TOTAL OFFENSE	RET YDS	T/O
FRESNO STATE	43-10	20/17 (15/2; 4/12; 1/3)	51-292/26-31	6-13-0/24-43-2	114/243	64-406/69-274	40/119	0/2
WYOMING	52-17	25/16 (5/5; 17/8; 3/3)	43-138/31-131	21-35-1/16-32-5	412/189	78-550/63-320	157/78	1/6
OREGON	35-32	26/20 (12/14; 10/5; 4/1)	47-228/47-336	17-35-0/14-23-0	200/146	82-428/70-482	82/109	1/0
at Northwestern	24-13	26/23 (12/9; 12/12; 2/2)	47-310/32-137	18-29-0/25-38-2	246/251	76-556/70-388	21/89	2/2
ILLINOIS	31-16	23/12 (9/4; 12/7; 2/1)	49-203/21-124	16-23-1/14-23-0	220/146	72-423/44-270	96/62	2/0
<b>Totals</b>	<b>185-88</b>	<b>120/88 (53/34; 55/44; 12/10)</b>	<b>237-1171/157-759</b>	<b>78-135-2/93-159-9</b>	<b>1192/975</b>	<b>372-2363/316-1734</b>	<b>396/457</b>	<b>6/10</b>

Note: Game totals are displayed in the format TEAM/OPPONENT for each category

OPPONENT	3RD DOWN	4TH DOWN	TIME POSS	MARGIN	YDS/RUSH	YDS/PASS	YDS/PLAY	PUNTING	PENALTIES
FRESNO STATE	5-11/5-15	1-1/1-2	31:53/28:07	3:46	5.7/1.2	8.8/5.7	6.3/4.0	5-29.0/6-35.0	7-80/6-29
WYOMING	8-14/2-10	0-2/1-2	33:07/26:53	6:14	3.2/4.2	11.8/5.9	7.1/5.1	3-31.3/3-43.3	7-93/5-42
OREGON	5-13/5-14	2-3/2-3	35:05/24:55	10:10	4.9/7.1	5.7/6.3	5.2/6.9	5-47.2/6-36.8	7-55/13-126
at Northwestern	7-14/5-14	1-1/0-2	35:23/24:37	10:46	6.6/4.3	8.5/6.6	7.3/5.5	5-38.6/6-40.5	4-60/4-36
ILLINOIS	10-14/2-9	1-1/0-1	38:01/21:59	16:02	4.1/5.9	9.6/6.3	5.9/6.1	0-0.0/4-41.5	3-35/7-48
<b>Totals</b>	<b>35-66/19-62</b>	<b>5-8/4-10</b>	<b>173:29/126:31</b>	<b>46:58</b>	<b>4.9/4.8</b>	<b>8.8/6.1</b>	<b>6.4/5.5</b>	<b>18-37.1/25-38.8</b>	<b>323/281</b>

Note: Game totals are displayed in the format TEAM/OPPONENT for each category

# Nebraska Red Zone Chart

## NEBRASKA INSIDE OPPONENT RED-ZONE

DATE	OPPONENT	SCORE	TIMES IN RZ	TIMES SCORED	PTS	TOTAL TDS	RUSH TDS	PASS TDS	FGS MADE	----- FAILED TO SCORE INSIDE RZ -----					GAME
										FGA	DOWN	INT	FUMB	HALF	
Sept. 3	Fresno State	W, 43-10	5	5	36	5	5	0	0	0	0	0	0	0	0
Sept. 10	Wyoming	W, 52-17	6	4	24	3	2	1	1	0	1	1	0	0	0
Sept. 17	Oregon	W, 35-32	3	2	14	2	1	1	0	0	0	0	1	0	0
* Sept 24	at Northwestern	W, 24-13	5	4	24	3	2	1	1	0	0	0	1	0	0
* Oct. 1	Illinois	W, 31-16	5	4	24	3	2	1	1	0	0	0	1	0	0
<b>Totals</b>			<b>24</b>	<b>19</b>	<b>122</b>	<b>16</b>	<b>12</b>	<b>4</b>	<b>3</b>	<b>0</b>	<b>1</b>	<b>1</b>	<b>3</b>	<b>0</b>	<b>0</b>
			<b>19 of 24 (79.2%)</b>												

## OPPONENT INSIDE NEBRASKA RED-ZONE

DATE	OPPONENT	SCORE	TIMES IN RZ	TIMES SCORED	PTS	TOTAL TDS	RUSH TDS	PASS TDS	FGS MADE	----- FAILED TO SCORE INSIDE RZ -----					GAME
										FGA	DOWN	INT	FUMB	HALF	
Sept. 3	Fresno State	W, 43-10	4	2	10	1	0	1	1	0	0	1	0	0	0
Sept. 10	Wyoming	W, 52-17	2	2	10	1	1	0	1	0	0	0	0	0	0
Sept. 17	Oregon	W, 35-32	3	3	20	3	3	0	0	0	0	0	0	0	0
* Sept 24	at Northwestern	W, 24-13	1	0	0	0	0	0	0	1	0	0	0	0	0
* Oct. 1	Illinois	W, 31-16	2	2	6	0	0	0	2	0	0	0	0	0	0
<b>Totals</b>			<b>12</b>	<b>9</b>	<b>46</b>	<b>5</b>	<b>4</b>	<b>1</b>	<b>4</b>	<b>2</b>	<b>0</b>	<b>1</b>	<b>0</b>	<b>0</b>	<b>0</b>
			<b>9 of 12 (75.0%)</b>												

**LONG SEASON PLAYS (20 OR MORE YARDS)**

	Husker Long Plays				Opponent Long Plays			
	Rush	Pass	Ret.	Total	Rush	Pass	Ret.	Total
Fresno State	1	2	1	4	0	2	3	5
Wyoming	0	7	4	11	3	2	0	5
Oregon	1	4	2	7	5	3	3	11
Northwestern	4	3	1	8	1	2	3	6
Illinois	1	4	3	8	2	2	2	6
<b>Totals</b>	<b>7</b>	<b>20</b>	<b>11</b>	<b>38</b>	<b>11</b>	<b>11</b>	<b>11</b>	<b>33</b>

**DRIVE SUPERLATIVES**

	Nebraska	Opponent
Most Yards (Result)	97 vs. Wyoming (TD)	97 vs. Oregon (TD)
Most Plays (Result)	18 vs. Illinois (TD)	13 vs. Fresno State (Missed FG)
Most Time (Result)	10:42 vs. Illinois (TD)	5:45 vs. Fresno State (Missed FG)

**NEBRASKA LONG PLAYS (38; 7 RUNS; 20 PASSES; 11 RETURNS)**

Yards	Opponent	Play	Result
63	Wyoming	Pass (Armstrong-Moore)	Touchdown
63	Illinois	Run (Newby)	Touchdown
59	Northwestern	Pass (Armstrong-Moore)	1st-Goal
57	Fresno State	Pass (Armstrong-Moore)	Touchdown
55	Wyoming	Pass (Armstrong-Westerkamp)	1st-10
49	Northwestern	Rush (Newby)	Turnover
45	Wyoming	KOR (Nelson)	1st-10
45	Oregon	PR (Pierson-El)	1st-10
39	Wyoming	Pass (Armstrong-Ozigbo)	1st-10
38	Wyoming	Pass (Armstrong-Reilly)	1st-Goal
37	Northwestern	Rush (Armstrong)	1st-Goal
37	Northwestern	Pass (Armstrong-Reilly)	1st-Goal
37	Illinois	Pass (Armstrong-Ozigbo)	1st-10
35	Wyoming	Pass (Fyfe-Rahn)	Touchdown
34	Oregon	Run (Armstrong)	Touchdown
34	Wyoming	Pass (Armstrong-Westerkamp)	Touchdown
32	Fresno State	KOR (Bryant)	1st-10
32	Northwestern	Rush (Wilbon)	1st-10
30	Illinois	KOR (Bryant)	1st-10
28	Illinois	Pass (Armstrong-Westerkamp)	1st-10
28	Wyoming	Pass (Armstrong-Moore)	1st-10
27	Wyoming	IR (Jones)	1st-10
27	Northwestern	Pass (Armstrong-Carter)	1st-10
27	Illinois	PR (Pierson-El)	1st-10
24	Fresno State	Run (Moore)	1st-10
24	Wyoming	KOR (Bryant)	1st-10
24	Illinois	KOR (Nelson)	1st-10
23	Fresno State	Pass (Armstrong-Moore)	1st-10
23	Wyoming	IR (K. Williams)	Touchdown
22	Oregon	Pass (Armstrong-Westerkamp)	Touchdown
22	Oregon	Pass (Armstrong-Reimers)	Touchdown
21	Oregon	Pass (Armstrong-Carter)	1st-10
21	Oregon	KOR (Nelson)	1st-10
21	Northwestern	KOR (Bryant)	1st-10
21	Illinois	Pass (Armstrong-Westerkamp)	1st-10
21	Illinois	Pass (Armstrong-Newby)	1st-Goal
20	Northwestern	Rush (Armstrong)	1st-10
20	Oregon	Pass (Armstrong-Moore)	1st-10

**OPPONENT LONG PLAYS (33; 11 RUNS; 11 PASSES; 11 RETURNS)**

Yards	Opponent	Play	Result
50	Oregon	Run (Griffin)	Touchdown
46	Oregon	Run (Benoit)	1st-10
42	Wyoming	Run (Conway)	1st-10
42	Northwestern	Rush (Thorson)	Touchdown
41	Oregon	Run (Benoit)	Touchdown
35	Wyoming	Pass (Allen-Gentry)	Touchdown
35	Northwestern	KOR (Vault)	1st-10
34	Oregon	FR (Springs)	1st-10
32	Fresno State	Pass (Kline-Peck)	1st-10
32	Fresno State	KOR (Potts)	1st-10
31	Wyoming	Pass (Allen-Gentry)	1st-10
31	Illinois	Run (Foster)	Touchdown
31	Illinois	Run (Corbin)	1st-10
28	Wyoming	Run (Conway)	1st-10
27	Northwestern	KOR (Nagel)	1st-10
26	Illinois	Pass (Lunt-Echard)	1st-10
25	Illinois	Pass (Lunt-Turner)	1st-10
25	Illinois	KOR (Foster)	1st-10
25	Oregon	Pass (Prukop-Nelson)	1st-10
25	Fresno State	Pass (Kline-Peck)	1st-10
24	Illinois	IR (Mosley)	1st-10
24	Wyoming	Run (May)	1st-10
24	Northwestern	Pass (Thorson-Carr)	Touchdown
23	Northwestern	Pass (Thorson-Carr)	1st-10
23	Oregon	Pass (Prukop-Stanford)	1st-Goal
22	Oregon	Run (Prukop)	1st-10
23	Fresno State	KOR (Johnson)	1st-10
22	Northwestern	KOR (Vault)	1st-10
21	Oregon	Pass (Prukop-Nelson)	1st-10
20	Fresno State	KOR (Johnson)	1st-10
20	Oregon	KOR (Nelson)	1st-10
20	Oregon	Run (Brooks-James)	Touchdown
20	Oregon	KOR (Nelson)	1st-10

**GAME-OPENING DRIVES**

Opponent	[---- Nebraska ----]			[---- Opponent ----]		
	Pts.	1st Dwn	Yds	Pts.	1st Dwn	Yds
Fresno State	0	0	7	0	3	46
Wyoming	0	2	19	0	0	7
Oregon	0	0	3	0	3	36
Northwestern	0	1	75	0	1	27
Illinois	7	5	75	0	1	19

**SECOND HALF-OPENING DRIVES**

Opponent	[---- Nebraska ----]			[---- Opponent ----]		
	Pts.	1st Dwn	Yds	Pts.	1st Dwn	Yds
Fresno State	7	3	57	0	0	1
Wyoming	0	0	4	3	3	65
Oregon	7	4	75	0	0	3
Northwestern	7	3	80	0	3	40
Illinois	0	1	17	0	0	-4



**SCORING DRIVES**

Game	Scoring [---Time---			[--Plays--]			5 or less	1 or 0
	Drives	Total	Avg.	Total	Avg.			
Fresno State	6	21:11	3:31	46	7.67		2	0
Wyoming	8	16:37	2:04	39	4.88		4	3
Oregon	5	16:05	3:13	41	8.20		1	0
at Northwestern	4	14:38	3:39	34	8.50		1	0
Illinois	5	28:14	5:38	54	10.80		1	0
Season	<b>28</b>	<b>96:45</b>	<b>3:27</b>	<b>214</b>	<b>7.64</b>		<b>9</b>	<b>3</b>
Opponents	16	41:31	2:35	112	7.00		5	2

**NEBRASKA SCORING DRIVES**

Opponent	[----Drive-----]					
	Plays	Yds	Time	Score	Qtr./Time	Play
Fresno State	13	80	6:25	7-0	1st/0:43	Ozigbo 1-yd. run
Fresno State	4	38	1:27	14-0	2nd/12:34	Ozigbo 6-yd. run
Fresno State	9	58	4:03	21-10	3rd/9:59	Armstrong 9-yd. run
Fresno State	2	62	14:51	28-10	4th/14:51	Moore 57-yd. pass from Armstrong
Fresno State	8	63	4:17	36-10	4th/9:50	Armstrong 4-yd. run
Fresno State	10	67	4:03	43-10	4th/4:20	Bryant 3-yd. run
Wyoming	7	97	3:05	7-0	1st/6:12	Armstrong 7-yd. run
Wyoming	9	52	3:38	10-0	2nd/9:03	Brown 29-yd. FG
Wyoming	5	52	0:44	17-0	2nd/5:57	Moore 63-yd. from Armstrong
Wyoming	0	0	0:00	24-10	3rd/4:48	K. Williams 23-yd. interception return
Wyoming	8	76	3:17	31-17	4th/13:11	Westerkamp 34-yd. pass from Armstrong
Wyoming	1	1	0:04	38-17	4th/12:59	Ozigbo 1-yd. run
Wyoming	10	53	4:48	45-17	4th/7:28	Westerkamp 9-yd. pass from Armstrong
Wyoming	1	35	0:09	52-17	4th/5:15	Rahn 35-yd. pass from Armstrong
Oregon	8	55	2:53	7-8	1st/2:05	Westerkamp 22-yd. pass from Armstrong
Oregon	5	19	0:29	14-20	2nd/0:05	Westerkamp 3-yd. pass from Armstrong
Oregon	7	75	3:12	21-20	3rd/11:48	Reimers 22-yd. pass from Armstrong
Oregon	10	62	4:28	28-20	3rd/6:13	Ozigbo 7-yd. run
Oregon	11	80	5:03	35-32	4th/2:29	Armstrong 34-yd. run
Northwestern	13	74	5:47	3-0	2nd/13:40	Brown 23-yd. FG
Northwestern	2	63	0:42	10-7	2nd/1:41	Newby 4-yd. run
Northwestern	10	80	3:52	17-7	3rd/9:00	Carter 4-yd. pass from Armstrong
Northwestern	9	79	4:17	24-13	3rd/3:06	Westerkamp 10-yd. run
Illinois	13	75	6:37	1st/8:23	7-0	Armstrong 1 yd. run
Illinois	10	53	4:12	2nd/5:59	10-7	Brown 29-yd. FG
Illinois	18	75	10:42	4th/11:58	17-16	Newby 3-yd. run
Illinois	11	59	5:49	4th/4:32	24-16	Foster 6-yd. pass from Armstrong
Illinois	2	70	0:54	4th/2:03	31-16	Newby 63-yd. run

**OPPONENT SCORING DRIVES**

Opponent	[----Drive-----]					
	Plays	Yds	Time	Score	Qtr./Time	Play
Fresno State	7	32	2:37	7-14	2nd/5:38	Peck 7-yd. pass from Virgil
Fresno State	10	68	3:39	10-14	2nd/0:00	Kroening 26-yd. FG
Wyoming	5	52	0:44	7-17	2nd/0:08	Gentry 35-yd. pass from Allen
Wyoming	10	65	3:52	10-17	3rd/11:08	Roth 27-yd. FG
Wyoming	6	76	3:06	17-24	2nd/1:35	Hill 1-yd. run
Oregon	10	65	2:46	8-0	1st/8:19	Brooks-James 20-yd. run
Oregon	11	64	3:41	14-7	2nd/5:56	Brooks-James 2-yd. run
Oregon	1	50	0:09	20-7	2nd/2:30	Griffin 50-yd. run
Oregon	7	75	3:31	26-28	3rd/2:42	Benoit 41-yd. run
Oregon	10	97	2:54	32-28	4th/10:31	James-Brooks 1-yd. run
Northwestern	1	42	0:09	7-3	2nd/9:09	Thorson 42-yd. run
Northwestern	5	52	1:24	13-17	3rd/7:29	Carr 24-yd. pass from Thorson
Illinois	8	60	3:57	2nd/10:11	7-7	Foster 31-yd. run
Illinois	10	69	4:58	2nd/1:01	10-10	McLaughlin 24-yd FG
Illinois	3	21	0:28	2nd/0:00	13-10	McLaughlin 43-yd FG
Illinois	8	74	3:45	3rd/7:49	16-10	McLaughlin 33-yd FG

**NEBRASKA POINTS OFF TURNOVERS**

Game	TOs Gained	TDs	FG-FGA	Pts.	(NU Fumbles/Lost, INT)
Fresno State	2 (0/0 F/L, 2 INT)	1	0-0	7	0 (1/0 F/L, 0 INT)
Wyoming	6 (2/1 F/L, 5 INT)	4	0-0	28	1 (4/0 F/L, 1 INT)
Oregon	0 (1/0 F/L, 0 INT)	0	0-0	0	1 (3/1 F/L, 0 INT)
Northwestern	2 (0/0 F/L, 2 INT)	1	0-0	7	2 (2/2 F/L, 0 INT)
Illinois	0 (0/0 F/L, 0 INT)	0	0-0	0	2 (1/1 F/L, 1 INT)

Nebraska	<b>10 (3/1 F/L, 9 INT)</b>	<b>6</b>	<b>0-0</b>	<b>42</b>	<b>6 (11/4 F/L, 2 INT)</b>
Opponent	<b>6 (11/4 F/L, 2 INT)</b>	<b>1</b>	<b>2-2</b>	<b>12</b>	<b>10 (3/1 F/L, 9 INT)</b>

**STARTING FIELD POSITION\***

	NU Avg. Start <small>(yards/drives/in 20/past 50)</small>	Opp. Avg. Start <small>(yards/drives/in 20/past 50)</small>	NU diff.
Fresno State	31.3 (376/12/1/1)	34.3 (412/12/1/3)	-3.0
Wyoming	38.8 (543/14/1/3)	27.1 (380/15/3/1)	11.7
Oregon	33.3 (433/13/1/1)	23.8 (309/13/4/1)	9.5
Northwestern	23.6 (307/13/2/0)	28.5 (342/12/1/1)	-4.9
Illinois	36.6 (329/9/1/2)	27.8 (250/9/2/1)	8.8

<b>Totals</b>	<b>32.6 (1988/61/6/7)</b>	<b>27.8 (1693/61/11/7)</b>	<b>4.8</b>
---------------	---------------------------	----------------------------	------------

\*does not include drives with time of 0:00 (ie, defensive and special teams touchdowns, end of half turnovers, overtime, etc.)

**PENALTY NUMBERS**

	NU Pen.-Yds.	Opp. Pen.-Yds
Fresno State	7-80	6-29
Wyoming	7-93	5-42
Oregon	7-55	13-126
Northwestern	4-60	4-36
Illinois	3-35	7-48

<b>Totals (Avg/Penalty)</b>	<b>28-323 (11.5)</b>	<b>36-281 (8.0)</b>
<b>Avg/Game</b>	<b>5.6-64.6</b>	<b>7.0-56.2</b>



# Individual Career/Season Superlatives

## SEASON AND CAREER, MOST PASSING YARDS

Player	2016	Career
Tommy Armstrong Jr.	377 vs. Wyoming	381 vs. USC, 2014
Ryker Fyfe	35 vs. Wyoming	407 at Purdue, 2015
De'Mornay Pierson-El		16 at Northwestern, 2014

\*Indicates touchdown pass

## SEASON AND CAREER, LONGEST PASS

2016	Career
63* vs. Wyoming (Moore)	99* vs. Georgia, 2013 (Enunwa)
35 vs. Wyoming (Rahn)	52 at Purdue (Reilly)
	16* at Northwestern (Armstrong)

## SEASON AND CAREER, MOST RECEIVING YARDS

Player	2016	Career
Tommy Armstrong Jr.		16 at Northwestern, 2014
Christian Bailey		10 at Fresno State, 2014
Tre Bryant	-1 vs. Wyoming	Same
Cethan Carter	48 vs. Oregon	76 vs. Iowa, 2015
Sam Cotton	12 vs. Illinois	23 at Fresno State, 2014
Trey Foster	6 vs. Illinois	9 at Purdue, 2013; vs. BYU, 2015
Luke McNitt		6 vs. S. Alabama, 2015
Alonzo Moore	109 vs. Wyoming	Same
Stanley Morgan Jr.	39 vs. Illinois	78 at Miami, 2015
Terrell Newby	27 vs. Wyoming	38 vs. S. Alabama, 2015
Devine Ozigbo	39 vs. Wyoming	42 at Purdue, 2015
Gabe Rahn	35 vs. Wyoming	Same
Bryan Reimers	22 vs. Oregon	Same
De'Mornay Pierson-El	31 at Northwestern	134 vs. USC, 2014
Brandon Reilly	52 vs. Wyoming	112 vs. Southern Miss, 2015
Jordan Westerkamp	105 vs. Wyoming	158 at Michigan State, 2014
Mikale Wilbon	13 vs. Illinois	28 vs. BYU, 2015

\*Indicates touchdown scored

## SEASON AND CAREER, LONGEST CATCH

2016	Career
	16* at Northwestern, 2014 (Pierson-El)
	10* at Fresno State, 2014 (Fyfe)
-1 vs. Wyoming (Armstrong)	Same
27 at Northwestern (Armstrong)	55 at Illinois, 2015 (Armstrong)
12 vs. Illinois (Armstrong)	23* at Fresno State, 2014 (Armstrong)
66* vs. Illinois (Armstrong)	9 at Purdue, '13 (Kellogg); 9* vs. BYU, '15 (Armstrong)
	6 vs. S. Alabama, 2015 (Fyfe)
63* vs. Wyoming (Armstrong)	Same
18 vs. Illinois (Armstrong)	33 at Miami, 2015 (Armstrong)
21 vs. Illinois (Armstrong)	30 vs. S. Alabama, 2015 (Armstrong)
39 vs. Wyoming (Armstrong)	30 at Purdue, 2015 (Fyfe)
35* vs. Wyoming (Fyfe)	Same
22* vs. Oregon (Armstrong)	Same
12 at Northwestern (Armstrong)	46 at Northwestern, 2014 (Armstrong)
38 vs. Wyoming (Armstrong)	52 at Purdue, 2015 (Fyfe)
55 vs. Wyoming (Armstrong)	70* at Fresno State, 2014 (Armstrong)
13 vs. Illinois (Armstrong)	14 vs. BYU, 2015 (Armstrong)

## SEASON AND CAREER, MOST RUSHING YARDS

Player	2016	Career
Tommy Armstrong Jr.	133 at Northwestern	Same
Tre Bryant	37 vs. Wyoming	Same
Cethan Carter	16 at Northwestern	32* at Rutgers
Ryker Fyfe	5 vs. Fresno State	29 vs. Florida Atlantic, 2014
Caleb Lightbourn	4 vs. Wyoming	Same
Alonzo Moore	34 vs. Fresno State	Same
Graham Nabity		14 vs. South Dakota State, 2013
Jordan Nelson		35 vs. Illinois, 2014
Terrell Newby	140 vs. Illinois	198 vs. S. Alabama, 2015
Devine Ozigbo	103 vs. Fresno State	Same
De'Mornay Pierson-El	5 vs. Wyoming	10 at Iowa, 2014
Brandon Reilly	12 vs. Wyoming	20 at Purdue, 2015
Jordan Westerkamp	10 at Northwestern	Same
Mikale Wilbon	55 at Northwestern	Same

\*Indicates touchdown scored

## SEASON AND CAREER, LONGEST RUN

2016	Career
37 at Northwestern	42 vs. McNeese State, 2014
13 vs. Fresno State	Same
16 at Northwestern	32* at Rutgers, 2015
5 vs. Fresno State	15 vs. Florida Atlantic, 2014
4 vs. Wyoming	Same
24 vs. Fresno State	Same
	6 vs. Southern Miss; vs. SDSU, 2013
	18 vs. Illinois, 2014
63* vs. Illinois	69* at Minnesota, 2015
17 vs. Fresno State	31 at Illinois, 2015
5 vs. Wyoming	6 at Iowa, 2014
12 vs. Wyoming	20 at Purdue, 2015
10* at Northwestern	Same
32 at Northwestern	Same

## SEASON AND CAREER, MOST TACKLES, TFLS AND SACKS

Player	Tackles (2016)	Career	TFL (2016)	Career	Sacks (2016)	Career
Freedom Akinmoladun	5 vs. Oregon	6 at Miami, 2015	1 vs. Oregon; Illinois	2 vs. S. Alabama, 2015; USM, 2015	1.0 vs. Oregon; Illinois	2.0 vs. Southern Miss
Josh Banderas	7 vs. Wyoming	11 vs. UCLA, 2013	1 vs. Oregon	2 3x, last at Rutgers, 2015		1 vs. UCLA, 2013 at Purdue, 2013
Mohamed Barry	1 3x, last vs. Oregon	Same		Same		Same
Alex Davis	1 vs. Fresno State	Same		Same		Same
Carlos Davis	5 vs. Wyoming	Same		Same		Same
Khalil Davis	2 vs. Wyoming	Same	2 vs. Wyoming	Same		Same
Jolo Domann	1 vs. Fresno State; vs. Oregon	Same		Same		Same
Ross Dzuris	5 vs. Oregon	5 at Purdue, 2015; vs. Oregon, 2015	3 vs. Fresno State	Same	2.0 vs. Fresno State	Same
Tyrin Ferguson		1 3x, last at Minnesota, 2015		Same		Same
Nathan Gerry	9 vs. Oregon	15 at Iowa, 2014	2 vs. Oregon; at Northwestern	3 at Iowa, 2014	0.5 at Northwestern	1.0 vs. Northwestern, 2015
Luke Gifford		4 vs. S. Alabama, 2015		1 vs. S. Alabama, 2015		Same
Sam Hahn	1 vs. Fresno State	Same		Same		Same
Charles Jackson		3 vs. Wyoming, 2013		Same		Same
Lamar Jackson	6 vs. Fresno State	Same	2 vs. Fresno State	Same	1 vs. Fresno State	Same
Chris Jones	6 vs. Oregon	Same	2 at Northwestern	Same	1.0 at Northwestern	1.0 vs. Southern Miss, 2015; at NW, 2016
Boaz Joseph	1 vs. Wyoming; vs. Oregon	1 6x, last vs. Oregon, 2016		Same		Same
Joshua Kalu	7 vs. Fresno St; at Northwestern	9 vs. BYU; vs. Wisconsin, 2015	1 vs. Fresno State	2 vs. BYU, 2015	1 vs. Fresno State	1.0 vs. So. Miss, 2015; Fresno St., 2016
Sedrick King	1 vs. Fresno State; vs. Wyoming	Same		Same		Same
Luke McNitt	2 vs. Fresno State	Same		Same		Same
Kevin Maurice	3 at Northwestern	8 at Illinois, 2015	2 at Northwestern	2 vs. Purdue, 2014; at NW, 2016	2.0 at Northwestern	Same
A.J. Natter	1 vs. Fresno State	1 3x, last vs. Fresno State		Same		Same
DaiShon Neal	1 at Northwestern	Same		Same		Same
Marcus Newby	4 vs. Wyoming	8 vs. Michigan State, 2015		1 6x, last at Rutgers, 2015		1 2x, last at Rutgers, 2015
Graham Nabity	1 vs. Fresno State	Same		Same		Same
Jordan Nelson	1 vs. Fresno State	Same		Same		Same
Logan Rath		4 vs. Florida Atlantic, 2014		1 vs. Florida Atlantic, 2014		Same
Antonio Reed	3 at Northwestern	Same		Same		Same
Michael Rose-Ivey	6 vs. Oregon; Illinois	17 vs. Iowa, 2013	1 4x, last Illinois	4 vs. Iowa, 2013	0.5 vs. Wyoming	Same
Brad Simpson	1 vs. Wyoming; Illinois	1 4x, last vs. Wyoming, 2016		Same		Same
Mick Stoltenberg	2 3x, last vs. Illinois	Same	2 at Northwestern	2 at Northwestern	0.5 at Northwestern	1.0 vs. S. Alabama, 2015
Aaron Williams	7 at Northwestern	7 at Purdue, 2015; at NW, 2016	1 vs. Fresno State; at NW	1 4x, last at Northwestern		Same
Kieron Williams	9 vs. Fresno State	Same	1 vs. Fresno State	1 vs. Illinois, 2014; vs. Fresno State, 2016		Same
Chris Weber	3 vs. Fresno State; vs. Wyoming	17 at Illinois, 2015		3 at Illinois, 2015		Same
Dedrick Young	7 at Northwestern	11 at Illinois, 2015	1 at Northwestern	2 at Illinois, 2015		Same

# Nebraska Statistical Highs and Lows

NEBRASKA TOTALS	HIGHS	LOWS
Points Scored	52 vs. Wyoming	24 at Northwestern
First Downs	26 vs. Oregon; at Northwestern	20 vs. Fresno State
Rushing Attempts	51 vs. Fresno State	43 vs. Wyoming
Rushing Yards	310 at Northwestern	138 vs. Wyoming
Passes Attempted	35 vs. Wyoming; vs. Oregon	13 vs. Fresno State
Passes Completed	21 vs. Wyoming	6 vs. Fresno State
Had Intercepted	1 vs. Wyoming; Illinois	0 vs. Fresno State; vs. Oregon
Passing Yards	412 vs. Wyoming	114 vs. Fresno State
Total Plays	82 vs. Oregon	64 vs. Fresno State
Total Yards	556 at Northwestern	406 vs. Fresno State
Possession Time	38:01 vs. Illinois	31:53 vs. Fresno State
Fumbles	4 vs. Wyoming	1 vs. Fresno State
Fumbles Lost	1 vs. Oregon; at Northwestern; vs. Illinois	0 vs. Fresno State; vs. Wyoming
Turnovers	2 vs. Illinois	0 vs. Fresno State; vs. Wyoming
Turnover Margin	+5 vs. Wyoming	-1 vs. Oregon
Penalties	7 vs. Fresno State; vs. Wyoming; vs. Oregon	3 vs. Illinois
Yards Penalized	93 vs. Wyoming	35 vs. Illinois
Sacks By-Yards Lost	4-21 vs. Fresno State; 4-17 at Northwestern	1-7 vs. Wyoming; 1-5 vs. Oregon; 1-9 vs. Illinois
Team Tackles for Loss-Yards	9-23 at Northwestern	4-11 vs. Oregon

OPPONENT TOTALS	HIGHS	LOWS
Points Scored	32 vs. Oregon	10 vs. Fresno State
First Downs	23 at Northwestern	12 vs. Illinois
Rushing Attempts	47 vs. Oregon	21 vs. Illinois
Rushing Yards	336 vs. Oregon	31 vs. Fresno State
Passes Attempted	43 vs. Fresno State	23 vs. Oregon; vs. Illinois
Passes Completed	25 at Northwestern	14 vs. Oregon; vs. Illinois
Had Intercepted	5 vs. Wyoming	0 vs. Oregon; vs. Illinois
Passing Yards	251 at Northwestern	146 vs. Oregon; vs. Illinois
Total Plays	70 vs. Oregon; at Northwestern	44 vs. Illinois
Total Yards	482 vs. Oregon	270 vs. Illinois
Possession Time	28:07 vs. Fresno State	21:59 vs. Illinois
Fumbles	2 vs. Wyoming	0 vs. Fresno State; at Northwestern; vs. Illinois
Fumbles Lost	1 vs. Wyoming	0 vs. Fresno State; vs. Oregon; vs. Illinois
Turnovers	6 vs. Wyoming	0 vs. Illinois
Turnover Margin	+2 vs. Illinois	-5 vs. Wyoming
Penalties	13 vs. Oregon	4 at Northwestern
Yards Penalized	126 vs. Oregon	29 vs. Fresno State
Sacks By-Yards Lost	2-19 vs. Wyoming	0-0 vs. Fresno State; at Northwestern; 0-0 vs. Illinois
Team Tackles for Loss-Yards	7-14 vs. Illinois	1-7 vs. Fresno State

## NEBRASKA INDIVIDUAL HIGHS

Most Rushing Attempts.....	27; Terrell Newby vs. Illinois
Most Net Rushing Yards.....	140; Terrell Newby vs. Illinois
Most Rushing TDs.....	2; Tommy Armstrong Jr. vs. Fresno State; Devine Ozigbo vs. Fresno State; Terrell Newby vs. Illinois
Longest TD Run.....	63; Terrell Newby vs. Illinois
Longest Run, No TD.....	49; Terrell Newby at Northwestern
Most Pass Attempts.....	34; Tommy Armstrong vs. Wyoming
Most Completed Passes.....	20; Tommy Armstrong vs. Wyoming
Most Passing Yards.....	377; Tommy Armstrong vs. Wyoming
Most Passing TDs.....	3; Tommy Armstrong vs. Wyoming; vs. Oregon
Longest TD Pass.....	63; Tommy Armstrong Jr. to Alonzo Moore vs. Wyoming
Longest Pass, No TD.....	59; Tommy Armstrong Jr. to Alonzo Moore at Northwestern
Most Pass Receptions.....	5; Cethan Carter vs. Oregon
Most Receiving Yards.....	109; Alonzo Moore vs. Wyoming
Most TD Receptions.....	2; Jordan Westerkamp vs. Wyoming, vs. Oregon
Most Total Offense Attempts.....	49; Tommy Armstrong Jr. vs. Oregon (16 rush, 33 passes)
Most Total Offense Yards.....	389; Tommy Armstrong Jr. vs. Wyoming (12 rush, 377 pass)
Most All-Purpose Attempts.....	29; Terrell Newby (27 rushes, 1 receptions)
Most All-Purpose Yards.....	166; Terrell Newby at Northwestern
Most Touchdowns Scored.....	2; Tommy Armstrong Jr. vs. Fresno State; Devine Ozigbo vs. Fresno State; Jordan Westerkamp vs. Wyoming, vs. Oregon; Terrell Newby vs. Illinois
Most Field Goals Attempted.....	1; Drew Brown vs. Illinois
Most Field Goals Made.....	1; Drew Brown vs. Wyoming; at Northwestern; vs. Illinois
Longest Field Goal Made.....	29; Drew Brown vs. Wyoming; vs. Illinois
Longest Field Goal Attempted.....	56; Drew Brown vs. Illinois
Most Interceptions.....	2; Nathan Gerry vs. Wyoming
Longest Interception TD Return.....	1; Kieron Williams vs. Wyoming
Longest Interception Return, No TD.....	27; Chris Jones vs. Wyoming
Longest Fumble TD Return.....	None
Longest Fumble Return, No TD.....	9; Ross Dzuris vs. Wyoming
Longest Punt Return, TD.....	None
Longest Punt Return, No TD.....	45; De'Mornay Pierson-El vs. Oregon
Most Punt Return Yardage.....	42; De'Mornay Pierson-El vs. Oregon; vs. Illinois
Longest Kickoff Return, TD.....	None
Longest Kickoff Return, No TD.....	45; Jordan Nelson vs. Wyoming
Longest Blocked Punt, TD.....	None
Longest Blocked Field Goal Return.....	None
Most Kickoff Return Yardage.....	45; Jordan Nelson vs. Wyoming
Most Punts.....	5; Caleb Lightbourn vs. Oregon (47.2 avg); at Northwestern (38.6 avg.)
Highest Punting Average.....	47.2; Caleb Lightbourn vs. Oregon (5 punts)
Longest Punt.....	58; Caleb Lightbourn vs. Oregon

# Nebraska Statistical Highs and Lows

## NEBRASKA INDIVIDUAL HIGHS....(CONTINUED)

Most Total Tackles.....	10; Kieron Williams vs. Fresno State (6 solo, 4 asst.)
Most Solo Tackles.....	6; Kieron Williams, vs. Fresno State; Joshua Kalu vs. Fresno State
Most Tackles for Loss .....	3; Ross Dzuris vs. Fresno State (6 yards)
Most Yards Lost.....	14; Lamar Jackson vs. Fresno State (2 TFL)
Most Quarterback Sacks.....	2; Ross Dzuris vs. Fresno State (4 yards); Kevin Maurice (12 yards)
Most Yards Lost.....	12; Kevin Maurice at Northwestern (2.0 sack)
Most Pass Breakups .....	2; Nathan Gerry at Northwestern; Chris Jones at Northwestern
Most Blocked Field Goals .....	None
Most Blocked Punts.....	None
Most Blocked PAT .....	None

## OPPONENT INDIVIDUAL HIGHS

Most Yards Rushing .....	100; Kani Benoit (Oregon)
Most Rushing Attempts.....	20; Dakota Prukop (Oregon); Justin Jackson (Northwestern)
Most Yards Passing.....	249; Clayton Thorson (Northwestern)
Most Passing Attempts.....	37; Clayton Thorson (Northwestern)
Most Pass Completions .....	24; Clayton Thorson (Northwestern)
Most Pass Receptions.....	9; Aaron Peck (Fresno State)
Most Yards Receiving.....	124; Tanner Gentry (Wyoming)

## OPPONENT INDIVIDUAL LONGEST PLAYS

Rush.....	50; Taj Griffin (Oregon)
Pass.....	35; Josh Allen to Tanner Gentry (Wyoming)
Field Goal.....	43; Chas McLaughlin (Illinois)
Punt Return .....	25; Austin Conway (Wyoming)
Kickoff Return.....	35; Solomon Vault (Northwestern)
Fumble Return.....	34; Arriion Springs (Oregon)
Interception Return.....	13; Andrew Wingard (Wyoming)
Punt.....	57; Ethan Wood (Wyoming)

# Nebraska Starting Lineups

## HUSKER OFFENSIVE STARTERS GAME-BY-GAME

Opponent	WR	WR	TE	RT	RG	C	LG	LT	QB	IB	FB	PK
Fresno State	Moore	Morgan	Carter	Knevel	Farmer	Utter	Hahn	Gates	Armstrong Jr.	T. Newby	Cotton <sup>A</sup>	D. Brown
Wyoming	Moore	Reilly	Carter	Knevel	Farmer	Utter	Hahn	Gates	Armstrong Jr.	Ozigbo	Cotton <sup>&amp;</sup>	D. Brown
Oregon	Reimers	Pierson-El	Carter	Knevel	Farmer	Utter	Hahn	Gates	Armstrong Jr.	Newby	McNitt	D. Brown
Northwestern	Moore	Morgan	Carter	Knevel	Farmer	Utter	Hahn	Gates	Armstrong Jr.	Newby	Cotton <sup>A</sup>	D. Brown
Illinois	Pierson-El	Morgan	Carter	Knevel	Whitaker	Utter	Hahn	Gates	Armstrong Jr.	Newby	Cotton <sup>A</sup>	D. Brown

#-opened in three wide receiver formation; %-NU opened in a four-receiver set (three receivers and a tight end); ^-NU opened in two tight end set; \$-NU opened in four receiver set (no tight end); &-NU opened in three tight end set.

## HUSKER DEFENSIVE STARTERS GAME-BY-GAME

Opponent	DE	DT	DT	DE	LB	LB	LB	LCB	FS	SS	RCB	P
Fresno State	Dzuris	Stoltenberg	Maurice	Akinmoladun	M. Newby	Banderas	Young II	Kalu	K. Williams	A. Williams	Jones	Lightbourn
Wyoming	Dzuris	C. Davis	Maurice	Akinmoladun	M. Newby	Banderas	Young II	Kalu	K. Williams	Gerry	Jones	Lightbourn
Oregon	Dzuris	C. Davis	Maurice	Akinmoladun	A. Williams*	Banderas	Young II	Kalu	K. Williams	Gerry	Jones	Lightbourn
Northwestern	Dzuris	C. Davis	Maurice	Akinmoladun	A. Williams*	Rose Ivey	Young II	Kalu	K. Williams	Gerry	Jones	Lightbourn
Illinois	Dzuris	C. Davis	Maurice	Akinmoladun	Rose-Ivy	Banderas	Young II	Kalu	K. Williams	Gerry	Jones	-

\* - NU opened with nickel package # - NU opened with dime packages; %-NU opened with five defensive linemen; @-NU opened with three safeties; !-NU opened with 3 defensive ends

# Overall Participation

## PLAYER (GAMES):

Armstrong Jr., Tommy (5/5); Akinmoladun, Freedom (5/5); Anderson, Avery (2/-); Bailey, Christian (5/-); Banderas, Josh (5/4); Barnett, Jalin (4/-); Barry, Mohamed (5/-); Brown, Drew (5/-); Bryant, Tre (5/-); Carter, Cethan (5/5); Conrad, Cole (5/-); Cotton, Sam (5/4); Darlington, Zack (5/-); Davis, Alex (4/-); Davis, Carlos (5/4); Davis, Khalil (4/-); Decker, Michael (5/-); Domann, JoJo (5/-); Dzuris, Ross (5/5); Farmer, Tanner (4/4); Foster, Trey (5/1); Fyfe, Ryker (3/-); Gates, Nick (5/5); Gaylord, Christian (5/-); Gerry, Nathan (4/4); Gifford, Luke (3/-); Hahn, Sam (5/5); Hannon, Zach (1/-); Hoppes, Tyler (5/-); Jackson, Lamar (5/-); Johnson Jr., Dwayne (2/-); Jones, Chris (5/5); Jordan, Harrison (1/-); Joseph, Boaz (5/-); Kalu, Joshua (5/5); Ketter, Connor (5/-); King, Sedrick (3/-); Knevel, David (5/5); Lee Jr., Eric (5/-); Lightbourn, Caleb (4/-); Lindsay, Spencer (2/-); Mazur, Wyatt (1/-); Maurice, Kevin (5/5); McNitt, Luke (5/1); Moore, Alonzo (4/2); Morgan Jr., Stanley (5/3); Nabity, Graham (5/-); Natter, A.J. (3/-); Neal, DaiShon (4/-); Nelson, Jordan (5/-); Newby, Marcus (5/2); Newby, Terrell (5/4); Ober, Jordan (5/-); Ozigbo, Devine (5/1); Paiinter, Robby (1/-); Pierson-El, De'Mornay (5/2); Rahn, Gabe (2/-); Rath, Logan (1/-); Reed, Antonio (4/-); Reilly, Brandon (3/1); Reimers, Bryan (5/1); Rose-Ivey, Michael (5/2); Simpson, Brad (5/-); Stoltenberg, Mick (4/1); Taylor, Adam (5/-); Utter, Dylan (5/5); Weber, Chris (5/-); Westerkamp, Jordan (5/-); Whitaker, Corey (5/1); Wilbon, Mikale (4/-); Williams, Aaron (5/3); Williams, Kieron (5/5); Young II, Dedrick (5/5)

# Game 1 | Nebraska 43, Fresno St. 10

# Game 2 | Nebraska 52, Wyoming 17

SCORE BY QUARTERS	1	2	3	4	FINAL
Fresno State	0	10	0	0	10
Nebraska	7	7	7	22	43

SCORE BY QUARTERS	1	2	3	4	FINAL
Wyoming	0	7	10	0	17
Nebraska	7	10	7	28	52

**Lincoln (Sept. 3) ---** On an emotional night for the Husker football program, Nebraska honored Sam Foltz in a 43-10 victory over Fresno State in the season opener.



On Nebraska's first series of the season, NU went three-and-out and was forced to punt, and lined up without a punter, as they honored Foltz, Nebraska's 2015 Big Ten Punter of the Year who died in a car crash in July. The sellout crowd of 90,013 roared as the play clock expired and Fresno State players applauded the Husker tribute, and declined the delay of game penalty.

Tommy Armstrong and Devine Ozigbo rushed for two touchdowns apiece, as Nebraska took control in the second half to give Mike Riley his 100th collegiate win.

Devine posted his first career 100-yard game, finishing with 103 yards on 17 carries, including first-half touchdown runs of 1 and 6 yards, while Armstrong scored twice in the second half and connected with Alonzo Moore on a 57-yard touchdown pass. The Huskers outscored the Bulldogs 29-0 in the second half. Armstrong rushed for 42 yards on 11 carries while also throwing for 108 yards and a TD. Moore was the biggest beneficiary, hauling in three passes for 92 yards while rushing for 34 yards on two carries.

Leading 14-10 at halftime, Nebraska's defense took over, forcing a three-and-out. The Huskers went 57 yards in nine plays, capped by Armstrong's nine-yard scoring run, to push their edge to 21-10 on the opening drive of the half. The Blackshirts, who forced a trio of 3-and-outs in the second half, set up the Huskers' next score after a Kieron Williams interception. Two plays later Armstrong hit Moore in stride for a 57-yard scoring strike to give NU a 28-10 lead on the first play of the fourth quarter.

Williams totaled a career-high 10 tackles for the Huskers, while Ross Dzuris had a pair of sacks, as Nebraska limited Fresno State to just 128 second-half yards with 71 of those coming on the final drive after NU built a 43-10 cushion late in the fourth quarter.

### SCORING SUMMARY

QTR	TIME	TEAM	SCORE
1st	00:43	NEB	Ozigbo, Devine 1 yd run (Brown kick)
2nd	12:34	NEB	Ozigbo, Devine 6 yd run (Brown kick)
2nd	05:38	FS	Peck 7 yd pass from Virgil (Kroening kick)
2nd	00:00	FS	Kroening, Kody 26 yd field goal
3rd	09:59	NEB	Armstrong 9 yd run (Brown kick)
4th	14:51	NEB	Moore 57 yd pass from Armstrong (Brown kick)
4th	09:50	NEB	Armstrong 4 yd run (Darlington rush)
4th	04:20	NEB	Bryant 3 yd run (Lindsay kick)

### TEAM STATISTICS

	FSU	NEB
FIRST DOWNS	17	20
RUSHES-YARDS (NET)	26-31	51-292
PASSING YDS (NET)	243	114
Passes Att-Comp-Int	43-24-2	13-6-0
TOTAL OFFENSE PLAYS-YARDS	69-274	64-406
Fumble Returns-Yards	0-0	0-0
Punt Returns-Yards	2-17	0-0
Kickoff Returns-Yards	5-102	1-32
Interception Returns-Yards	0-0	2-8
Punts (Number-Avg)	6-35.0	5-29.0
Fumbles-Lost	0-0	1-0
Penalties-Yards	6-29	7-80
Possession Time	28:07	31:53
Third-Down Conversions	5 of 15	5 of 11
Fourth-Down Conversions	1 of 2	1 of 1
Red-Zone Scores-Chances	2-4	5-5
Sacks By: Number-Yards	0-0	4-21

**RUSHING:** FS- James, Dontel 12-20; Kline, Zach 1-11; Green, Treyvon 1-3; Jordan, Jamire 1-1; O'Neal, Dejonte 4-0; Johnson, KeeSean 1-minus-1; Virgil, Chason 6-minus-3;

**Nebraska**-Ozigbo, Devine 17-103; Newby, Terrell 11-56; Armstrong Jr., Tommy 11-42; Bryant, Tre 5-36; Moore, Alonzo 2-34; Wilbon, Mikale 1-16; Westerkamp, Jordan 1-9; Fyfe, Ryker 1-5; TEAM 1-minus-2; Pierson-El, De'Mornay 1-minus-7

**PASSING:** FS- Virgil, Chason 17-32-1-133-1; Kline, Zach 7-11-1-110-0. **Nebraska**-Armstrong Jr., Tommy 5-10-0-108-1; Fyfe, Ryker 1-3-0-6-0.

**RECEIVING:** FS- Peck, Aaron 9-112; Johnson, KeeSean 8-61; Jordan, Jamire 5-52; Olsen, Chad 2-18. **Nebraska**-Moore, Alonzo 3-92; Morgan Jr., Stanley 1-11; Westerkamp, Jordan 1-6; Ozigbo, Devine 1-5

**INTERCEPTIONS:** FS- None. **Nebraska**-Williams, Kieron 1-8; Jones, Chris, 1-0

**FUMBLES:** FS- None. **Nebraska**-Pierson-El, De'Mornay 1-0

**SACKS (Sacks-Yds):** FS- None. **Nebraska**- Dzuris, Ross 2-4; Jackson, Lamar 1-11; Kalu, Joshua 1-6

**TACKLE LEADER (UA-A):** FS-Camilli, Jeff 3-7. **Nebraska**-Williams, Kieron 6-4

**Lincoln (Sept. 10) ---** Tommy Armstrong Jr. threw three touchdown passes to become NU's career leader and ran for another score, as the Huskers soared to a 52-17 win over Wyoming.

For the second straight week, Nebraska got off to a fast start, jumping out to a 17-0 lead and finished with a flourish.

After Wyoming cut the Husker lead to 24-17 heading into the fourth quarter, the Big Red erupted, outscoring the Cowboys 28-0 over the next 10 minutes, starting with Armstrong's 34-yard scoring strike to senior wide receiver Jordan Westerkamp.

The Cowboys then let the game get out of hand. On their first play from scrimmage on the ensuing drive, quarterback Josh Allen threw a screen pass behind running back Brian Hill. Ross Dzuris scooped up the backward lateral and rumbled to the one-yard line, setting up a one-yard Devine Ozigbo run to push the Big Red's lead to 38-17 with 12:59 left.

On Wyoming's next drive, Nathan Gerry intercepted Nebraska's third pass of the half, which set up a nine-yard touchdown pass to Westerkamp. The TD pass was Armstrong's 57th of his career, breaking the record of 56 by Taylor Martinez. Armstrong finished his record-setting day by completing 20-of-34 passes for 377 yards and three scores. On the ensuing drive, Chris Jones intercepted another Allen pass and returned it to the Wyoming 35. One play later, Ryker Fyfe hit Gabe Rahn with a 35-yard scoring strike to make it 52-17.

While Armstrong and the offense amassed 550 total yards, the Blackshirts set the tone for the second half by forcing six turnovers including five interceptions. The Husker defense surrendered 320 total yards, including just 131 on the ground.

The first interception of the game for the Blackshirts came from Aaron Williams, which thwarted Wyoming's second drive of the second half after the Cowboys had cut NU's lead to 17-10 with a field goal on the opening drive of the half. On the Cowboys' next possession, the Huskers pushed the lead back to 14, as Kieron Williams intercepted another Allen pass and returned it 23 yards for a score.

### SCORING SUMMARY

QTR	TIME	TEAM	SCORE
1st	06:12	NEB	Armstrong Jr. 7 yd run (Brown kick)
2nd	09:03	NEB	Brown 29 yd field goal
2nd	05:57	NEB	Moore 63 yd pass from Armstrong (Brown kick)
2nd	00:08	WY	Gentry 35 yd pass from Allen (Rothe kick)
3rd	11:08	WY	Rothe 7 yd field goal
3rd	04:48	NEB	Williams 23 yd interception return (Brown kick)
3rd	01:35	WY	Hill 1 yd run (Rothe kick)
4th	13:11	NEB	Westerkamp 34 yd pass from Armstrong (Brown kick)
4th	12:59	NEB	Ozigbo 1 yd run (Brown kick)
4th	07:28	NEB	Westerkamp 9 yd pass from Armstrong (Brown kick)
4th	05:15	NEB	Rahn 35 yd pass from Fyfe (Brown kick)

### TEAM STATISTICS

	WYO	NEB
FIRST DOWNS	16	25
RUSHES-YARDS (NET)	31-131	43-138
PASSING YDS (NET)	189	412
Passes Att-Comp-Int	32-16-5	35-21-1
TOTAL OFFENSE PLAYS-YARDS	63-320	78-550
Fumble Returns-Yards	0-0	1-9
Punt Returns-Yards	1-25	0-0
Kickoff Returns-Yards	2-40	3-86
Interception Returns-Yards	1-13	5-62
Punts (Number-Avg)	3-43.3	3-31.3
Fumbles-Lost	2-1	4-0
Penalties-Yards	5-42	7-93
Possession Time	26:53	33:07
Third-Down Conversions	2 of 10	8 of 14
Fourth-Down Conversions	1 of 2	0 of 2
Red-Zone Scores-Chances	2-2	4-6
Sacks By: Number-Yards	2-19	1-7

**RUSHING:** Wyo-Conway, Austin 3-70; Hill, Brian 17-49; Allen, Josh 7-7; Wick, Shaun 3-3; Hollister, Jacob 1-2; **Nebraska**-Ozigbo, Devine 15-44; Bryant, Tre 7-34; Newby, Terrell 4-20; Armstrong Jr., Tommy 12-12; Reilly, Brandon 1-12; Carter, Cethan 1-9; Pierson-El, De'Mornay 1-5; Lighbourn, Caleb 1-4; TEAM 1-minus-2.

**PASSING:** Wyo- Allen, Josh 16-32-5-189-1; **Nebraska**-Armstrong, Tommy 20-34-1-377-3; Fyfe, Ryker 1-1-0-35-1.

**RECEIVING:** Wyo-Gentry, Tanner 7-124; Maulhardt, Jake 4-22; Hollister, Jacob 3-20; Ellis, Jordan 1-15; Parker, Joseph 1-8. **Nebraska**-Westerkamp, Jordan 4-105; Newby, Terrell 4-27; Moore, Alonzo 3-109; Reilly, Brandon 2-52; Carter, Cethan 2-20; Morgan Jr., Stanley 2-17; Ozigbo, Devine 1-39; Rahn, Gabe 1-35; Pierson-El, De'Mornay 1-9; Bryant, Tre 1-minus-1

**INTERCEPTIONS:** Wyo- Wingard, Andrew 1-13. **Nebraska**-Williams, Kieron 1-23; Gerry, Nathan 2-8; Jones, Chris 1-27; Williams, Aaron 1-4.

**FUMBLES:** Wyo- Allen, Josh 2-1. **Nebraska**-Nebraska-Armstrong, Tommy 3-0; Bryant, Tre 1-0.

**SACKS (Sacks-Yds):** Wyo- May, D.J. 1-8; Granderson, Carl 1-11. **Nebraska**- Dzuris, Ross 0.5-3; Rose-Ivey, Michael 0.5-4

**TACKLE LEADER (UA-A):** Wyo-Wingard, Andrew 6-7. **Nebraska**-Gerry, Nathan 4-3; Banderas, Josh 2-5



## Game 3 | Nebraska 35, No. 22 Oregon 32

SCORE BY QUARTERS	1	2	3	4	FINAL
Oregon	8	12	6	6	32
Nebraska	7	7	14	7	35

**Lincoln (Sept. 17)** -- Tommy Armstrong Jr. threw for 200 yards and three TDs, while his 34-yard draw play scored the go-ahead touchdown, lifting Nebraska to a 35-32 win over No. 22 Oregon.

Armstrong's gutsy performance included completing 17-for-33 for 200 yards and three scores while running 16 times for 95 yards and a touchdown. Nebraska posted its first win in non-conference action against a ranked opponent since 2001.

After Oregon took a 32-28 lead with 10:31 remaining, the Huskers went 80 yards on 11 plays to regain the lead. Nebraska was facing a 4th-and-9 at its 48 with less than four minutes remaining when Armstrong found Westerkamp for 14 yards to keep the chains moving. Two plays later, the senior quarterback sprinted 34 yards to give the Huskers the lead for good with 2:29 left.

Oregon had one last drive and got the ball to midfield before the Husker defense stiffened. On 3rd-and-20, Freedom Akinmoladun forced a fumble which Oregon recovered at the NU 48. The Ducks had one last chance, but Michael Rose-Ivey snuffed out the play, tackling quarterback Dakota Prukop at the 45 to secure the win.

Prukop threw for 146 yards and ran for 94 for the Ducks, who rushed for 336 yards, including 100 by Kani Benoit.

Trailing 20-7, De'Mornay Pierson-El electrified the 350th consecutive sellout, taking an Oregon punt back 45 yards to get the Huskers in scoring position. Armstrong connected with Westerkamp for a 2-yard TD pass with five seconds left in the half to cut the lead to six.

The Huskers took the second half kickoff and marched 75 yards in seven plays. The Husker ground game put Nebraska into scoring position, before Armstrong threw a 22-yard touchdown pass to Bryan Reimers to take a 21-20 lead. The Huskers extended the lead to 28-20, as Devine Ozigbo scored on a 7-yard run with 6:13 left in the third quarter.

Oregon answered back with a 75 yard touchdown drive capped by Benoit's 41-yard run one play after the Ducks converted a 3rd-and-27. Oregon regained the lead early in the fourth quarter when Brooks-James scored his third touchdown of the day, this one from one yard, to make it 32-28 after the two-point conversion failed. Oregon went just 1-of-5 in two-point conversion attempts.



## Game 4 | No. 20 Nebraska 24, Northwestern 13

SCORE BY QUARTERS	1	2	3	4	FINAL
Nebraska	0	10	14	0	24
Northwestern	0	7	6	0	13

**Evanston, Ill. (Sept. 24)** -- Quarterback Tommy Armstrong Jr. rushed for a career-high 132 yards and threw for 246 yards, leading No. 20 Nebraska to a 24-13 win over Northwestern.

Nebraska amassed 556 yards of total offense, as Armstrong accounted for 378 total yards, including his first 100-yard game since 2014. He also completed 18-of-29 passes for 246 yards and one touchdown.

Alonzo Moore led the Nebraska receivers with three receptions for a team-high 72 yards, including a 59-yarder to set up Terrell Newby's second-quarter touchdown to give the Huskers a 10-7 lead. Stanley Morgan Jr. added a team-high four receptions for 33 yards, while nine different Huskers hauled in catches on the night.

Despite dominating the game statistically, Nebraska was unable to put Northwestern away because of a pair of first-half fumbles into the end zone that resulted in touchbacks for the Wildcats instead of touchdowns for the Huskers. Those setbacks caused the Huskers to trail 7-3 late into the first half until Newby found paydirt from four yards out for the Big Red with 1:41 left in the second quarter.

While Nebraska lost a pair of turnovers in the Northwestern end zone in the first half, the Blackshirts evened that category with a pair of second-half interceptions. On Northwestern's opening drive of the second half, Aaron Williams pulled down an interception in the end zone to prevent the Wildcats from regaining the lead. Williams added seven tackles, including one tackle for loss.


Armstrong and the offense made Northwestern pay by marching 80 yards in 10 plays capped by Armstrong's four-yard touchdown pass to tight end Cethan Carter to give the Big Red a 17-7 edge. Carter finished with two catches for 31 yards while adding one carry for 16 yards.

Northwestern responded quickly with Clayton Thorson's 24-yard touchdown pass to Austin Carr to cap a five-play, 52-yard drive that cut Nebraska's lead to 17-13.

Leading 17-13 after Mitchell's missed extra point, Nebraska put the game away on its next drive, as Armstrong marched the Huskers 79 yards in nine plays capped by wide receiver Jordan Westerkamp's 10-yard touchdown run with 3:06 left in the third quarter.

Westerkamp's touchdown run capped the scoring in the game, as Joshua Kalu closed out a strong effort by the Blackshirt defense with his interception deep in Nebraska territory to end Northwestern's final scoring threat late in the fourth quarter. Kalu finished the game with seven tackles.

Husker safeties Nathan Gerry and Kieron Williams led the Blackshirts with eight tackles apiece. Gerry added two tackles for loss including a shared sack with defensive tackle Mick Stoltenberg, while pitching in a pair of big breakups.



### SCORING SUMMARY

QTR	TIME	TEAM	SCORE
1st	08:19	ORE	Brooks-James 20 yd run (Nelson rush)
1st	02:05	NEB	Westerkamp 22 yd pass from Armstrong (Brown kick)
2nd	05:56	ORE	Brooks-James 2 yd run (pass failed)
2nd	02:30	ORE	Griffin 50 yd run (rush failed)
2nd	00:05	NEB	Westerkamp 3 yd pass from Armstrong (Brown kick)
3rd	11:48	NEB	Reimers 22 yd pass from Armstrong (Brown kick)
3rd	06:13	NEB	Ozigbo 7 yd run (Brown kick)
3rd	02:42	ORE	Benoit 41 yd run (pass failed)
4th	10:31	ORE	Brooks-James 1 yd run (rush failed)
4th	02:29	NEB	Armstrong 34 yd run (Brown kick)

### TEAM STATISTICS

	ORE	NEB
FIRST DOWNS	20	26
RUSHES-YARDS (NET)	47-336	47-228
PASSING YDS (NET)	146	200
Passes Att-Comp-Int	23-14-0	35-17-0
TOTAL OFFENSE PLAYS-YARDS	70-482	82-428
Fumble Returns-Yards	1-34	0-0
Punt Returns-Yards	1-5	3-42
Kickoff Returns-Yards	4-70	2-40
Interception Returns-Yards	0-0	0-0
Punts (Number-Avg)	6-36.8	5-47.2
Fumbles-Lost	1-0	3-1
Penalties-Yards	13-126	7-55
Possession Time	24:55	35:05
Third-Down Conversions	5 of 14	5 of 13
Fourth-Down Conversions	2 of 3	2 of 3
Red-Zone Scores-Chances	3-3	2-3
Sacks By: Number-Yards	1-4	1-5

**RUSHING: UO-** Benoit, Kani 6-100; Prukop, Dakota 20-97; Griffin, Taj 8-68; Brooks-James, Tony 7-37; Freeman, Royce 5-31; Allen, Devon 1-1; Aiello, Brady 0-2. **Nebraska-** Ozigbo, Devine 21-95; Armstrong Jr., Tommy 16-95; Newby, Terrell 7-42; Bryant, Tre 1-4; TEAM 1-minus-2; Pierson-El, De'Mornay 1-minus-6

**PASSING: UO-** Prukop, Dakota 14-23-0-146-0. **Nebraska-** Armstrong Jr., Tommy 17-33-0-200-3; Fyfe, Ryker 0-1-0-0-0; Team 0-1-0-0-0.

**RECEIVING: UO-** Nelson, Charles 8-80; Carrington, Darren 3-36; Stanford, Dwayne 1-23; Griffin, Taj 1-6; Brown, Pharaoh 1-1. **Nebraska-** Carter, Cethan 5-48; Westerkamp, Jordan 3-39; Moore, Alonzo 3-37; Morgan Jr., Stanley 3-35; Reimers, Bryan 1-22; Pierson-El, De'Mornay 1-11; Ozigbo, Devine 1-8.

**INTERCEPTIONS: UO-** None. **Nebraska-** None

**FUMBLES: UO-** None. **Nebraska-** Pierson-El, De'Mornay 1-0; Bryant, Tre 1-0; Armstrong Jr., Tommy 1-1.

**SACKS (Sacks-Yds): UO-** Robinson, Tyree 1-4. **Nebraska-** Dzuris, Ross 1-5; Akinmoladun, Freedom 1-4

**TACKLE LEADER (UA-A): UO-** Ragin III, Johnny. 5-5. **Nebraska-** Gerry, Nathan 4-5

### SCORING SUMMARY

2nd	13:40	NEB	Brown 23 yd field goal
2nd	09:09	NU	Thorson 42 yd run (Mitchell kick)
2nd	01:41	NEB	Newby 4 yd run (Brown kick)
3rd	09:00	NEB	Carter 4 yd pass from Armstrong (Brown kick)
3rd	07:29	NU	Carr 24 yd pass from Thorson (kick failed)
3rd	03:06	NEB	Westerkamp 10 yd run (Brown kick)

### TEAM STATISTICS

	NEB	NW
FIRST DOWNS	26	23
RUSHES-YARDS (NET)	47-310	32-137
PASSING YDS (NET)	246	251
Passes Att-Comp-Int	29-18-0	38-25-2
TOTAL OFFENSE PLAYS-YARDS	76-556	70-388
Fumble Returns-Yards	0-0	0-0
Punt Returns-Yards	0-0	1-5
Kickoff Returns-Yards	1-21	3-84
Interception Returns-Yards	2-0	0-0
Punts (Number-Avg)	5-38.6	6-40.5
Fumbles-Lost	2-2	0-0
Penalties-Yards	4-60	4-36
Possession Time	35:23	24:37
Third-Down Conversions	7 of 14	5 of 14
Fourth-Down Conversions	1 of 1	0 of 2
Red-Zone Scores-Chances	4-5	0-1
Sacks By: Number-Yards	4-17	0-0

**RUSHING: NW-** Jackson, Justin 20-79; Thorson, Clayton 10-43; Moten IV, John 1-11; Vault, Solomon 1-4. **Nebraska-** Armstrong Jr., Tommy 13-132; Newby, Terrell 10-69; Wilbon, Mikale 6-55; Ozigbo, Devine 13-41; Carter, Cethan 1-16; Westerkamp, Jordan 1-10; TEAM 3-minus-13.

**PASSING: NW-** Thorson, Clayton 24-37-2-249-1; Mitchell, Jack 1-1-0-2-0. **Nebraska-** Armstrong Jr., Tommy 18-29-0-246-1

**RECEIVING: NW-** Carr, Austin 8-109; Nagel, Flynn 5-48; Jackson, Justin 3-18; Vault, Solomon 2-17; Dickerson, Garrett 1-14; Wilson, Macan 1-11; Moten IV, John 1-9; Scanlan, Andrew 1-8; Skowronek, Ben 1-8; Fessler, Charlie 1-7; Micucci, Matt 1-2. **Nebraska-** Morgan Jr., Stanley 4-33; Moore, Alonzo 3-72; Pierson-El, De'Mornay 3-31; Carter, Cethan 2-31; Newby, Terrell 2-14; Reilly, Brandon 1-35; Westerkamp, Jordan 1-13; Cotton, Sam 1-11; Wilbon, Mikale 1-6.

**INTERCEPTIONS: NW-** None. **Nebraska-** Kalu, Joshua 1-0; Williams, Aaron 1-0

**FUMBLES: NW-** None. **Nebraska-** Newby, Terrell 1-1; Ozigbo, Devine 1-1

**SACKS (Sacks-Yds): NW-** None. **Nebraska-** Maurice, Kevin 2-12; Jones, Chris 1-2; Gerry, Nathan 0.5-1; Stoltenberg, Mick 0.5-2

**TACKLE LEADER (UA-A): NW-** Igwebuike, Godwin 13-2. **Nebraska-** Williams, Kieron 5-3; Gerry, Nathan 5-3

# Game 5 | No. 15 Nebraska 31, Illinois 16

SCORE BY QUARTERS	1	2	3	4	FINAL
Illinois	0	13	3	0	16
No. 15 Nebraska	7	3	0	21	31

**Lincoln (Oct. 1)** --- Terrell Newby had 113 of his season-high 140 yards in the fourth quarter, including a pair of touchdowns, as No. 15 Nebraska rallied for a 31-16 win over Illinois.

Newby was spectacular, rushing or receiving on 18 of Nebraska's final 21 plays from scrimmage, scoring on runs of 3 and 63 yards as the Huskers outscored Illinois 21-0 in the fourth quarter.

Trailing 16-10, the Huskers took control with an 18-play, 75-yard drive that took 10:42 on the clock. Newby capped the drive with five consecutive carries, extending it with a run on 4th-and-1 before scoring one play later to give Nebraska a 17-16 lead.

After forcing a three-and-out, Newby led the Huskers to another score, touching the ball on nine of 10 plays before Tommy Armstrong Jr. found Trey Foster on a six yard TD pass to push the lead to 24-16.

The Blackshirts, who allowed a season-low 270 yards, forced a three-and-out, and Newby put the game out of reach with a season-long 63-yard touchdown run for the final margin. Nebraska extended its fourth-quarter dominance to 78-6 on the season.

Newby finished with a season-high 140 yards on 27 carries en route to his third career 100-yard game. Armstrong guided a balanced offense, completing 16-of-23 passes for 220 yards and a touchdown through the air. Armstrong completed passes to 10 different receivers in the win, as Nebraska improved to 5-0 overall and 2-0 in the Big Ten.

Nebraska took control early, going 75 yards on 13 plays on its opening drive, capped by an Armstrong one-yard run. On the next possession, the Huskers tried a 56-yard field goal, but came up short. Illinois took advantage of the short field, going 60 yards on eight plays culminating in a 31-yard touchdown run by Kendrick Foster to tie the score.

Nebraska regained the lead at 10-7 on Drew Brown's 29-yard field goal, but Illinois responded with a pair of field goals in the final 1:01 of the half to take a 13-10 halftime lead. Illinois extended the margin to 16-10 on Chase McLaughlin's third field goal of the game, this one coming from 33 yards with 7:40 left in the third quarter



## SCORING SUMMARY

QTR	TIME	TEAM	SCORE
1st	08:23	NEB	Armstrong 1 yd run (Brown kick)
2nd	10:11	ILL	Foster 31 yd run (McLaughlin kick)
2nd	05:59	NEB	Brown 29 yd field goal
2nd	01:01	ILL	McLaughlin 24 yd field goal
2nd	00:00	ILL	McLaughlin 43 yd field goal
3rd	07:40	ILL	McLaughlin 33 yd field goal
4th	11:58	NEB	Newby 3 yd run (Brown kick)
4th	04:32	NEB	Foster 6 yd pass from Armstrong (Brown kick)
4th	02:03	NEB	Newby 63 yd run (Brown kick)

## TEAM STATISTICS

	ILL	NEB
FIRST DOWNS	12	23
RUSHES-YARDS (NET)	21-124	49-203
PASSING YDS (NET)	146	220
Passes Att-Comp-Int	23-14-0	23-16-1
TOTAL OFFENSE PLAYS-YARDS	44-270	72-423
Fumble Returns-Yards	0-0	0-0
Punt Returns-Yards	0-0	3-42
Kickoff Returns-Yards	2-38	2-54
Interception Returns-Yards	1-24	0-0
Punts (Number-Avg)	4-41.5	0-0.0
Fumbles-Lost	0-0	1-1
Penalties-Yards	7-48	3-35
Possession Time	21:59	38:01
Third-Down Conversions	2 of 9	10 of 14
Fourth-Down Conversions	0 of 1	1 of 1
Red-Zone Scores-Chances	2-2	4-5
Sacks By: Number-Yards	0-0	1-9

**RUSHING:** ILL- Corbin, Reggie 9-72; Foster, Kendrick 7-46; Lunt, Wes 2-5; Vaughn, Ke'Shawn 1-1; Echard, Nathan 2-0. **Nebraska**-Newby, Terrell 27-140; Ozigbo, Devine 10-35; Armstrong Jr., Tommy 8-12; Reilly, Brandon 1-11; Pierson-El, De'Mornay 1-4; Wilbon, Mikale 1-3.

**PASSING:** ILL- Lunt, Wes 13-22-0-133-0; Crouch, Chayce 1-1-0-13-0. **Nebraska**-Armstrong Jr., Tommy 16-23-1-220-1.

**RECEIVING:** ILL- Turner, Malik 5-57; Corbin, Reggie 3-18; Hardee, Justin 3-17; Grant, Zach 2-28; Echard, Nathan 1-26. **Nebraska**-Westerkamp, Jordan 4-65; Morgan Jr., Stanley 3-39; Newby, Terrell 2-26; Ozigbo, Devine 1-37; Wilbon, Mikale 1-13; Cotton, Sam 1-12; Reilly, Brandon 1-10; Pierson-El, De'Mornay 1-10; Foster, Trey 1-6; Carter, Cethan 1-2.

**INTERCEPTIONS:** ILL- Mosley, Darius 1-24. **Nebraska**-None

**FUMBLES:** ILL-None. **Nebraska**-Wilbon, Mikale 1-1

**SACKS (Sacks-Yds):** ILL- None. **Nebraska**- Akinmoladun, Freedom 1-9

**TACKLE LEADER (UA-A):** ILL-Nelson, Patrick 4-12. **Nebraska**-Young II, Dedrick 2-4; Rose-Ivey, Michael 1-5